



2022 AUBURN BASEBALL

AUBURN ATHLETICS COMMUNICATIONS: 392 SOUTH DONAHUE DRIVE || AUBURN, AL 36849 || AUBURNTIGERS.COM || @AUBURN_BASEBALL

2022 SCHEDULE

Day	Date	Opponent	Time/Result
Fri	Feb. 18	vs. Oklahoma	L, 0-3
Sat	Feb. 19	vs. #12 Texas Tech	W, 2-1
Sun	Feb. 20	vs. Kansas State	W, 12-1
WED FEB. 23		TROY	W, 13-1
FRI FEB. 25		YALE	W, 9-0
SAT FEB. 26		YALE	W, 4-3
SAT FEB. 26		YALE	L, 4-5 (10)
TUE MAR. 1		ALABAMA STATE	W, 13-7
WED MAR. 2		UAB	W, 16-1
FRI MAR. 4		RHODE ISLAND	W, 7-2
SAT MAR. 5		RHODE ISLAND	W, 16-0
SAT MAR. 5		RHODE ISLAND	W, 12-0
SUN MAR. 6		RHODE ISLAND	W, 14-1
Wed	Mar. 9	vs. Tennessee Tech	W, 4-3
FRI MAR. 11		MIDDLE TENNESSEE	L, 8-10
SAT MAR. 12		MIDDLE TENNESSEE	W, 10-7
SUN MAR. 13		MIDDLE TENNESSEE	L, 3-4 (8)
THU MAR. 17		#1 OLE MISS	L, 6-13
FRI MAR. 18		#1 OLE MISS	W, 19-5
SAT MAR. 19		#1 OLE MISS	L, 2-15
Tue	Mar. 22	vs. South Alabama	W, 13-12
Fri	Mar. 25	at Texas A&M	W, 6-5 (10)
Sat	Mar. 26	at Texas A&M	L, 4-5 (11)
Sun	Mar. 27	at Texas A&M	W, 13-9
TUE MAR. 29		JACKSONVILLE STATE	L, 2-5
Thu	Mar. 31	at #12 LSU	W, 6-5
Fri	Apr. 1	at #12 LSU	L, 2-9
Sat	Apr. 2	at #12 LSU	W, 6-4
Tue	Apr. 5	at UAB	W, 6-4
FRI APR. 8		#12 VANDERBILT	W, 5-1
SAT APR. 9		#12 VANDERBILT	L, 4-19
SUN APR. 10		#12 VANDERBILT	W, 8-2
TUE APR. 12		SAMFORD	W, 4-1
Thu	Apr. 14	at Miss. State	L, 6-7
Fri	Apr. 15	at Miss. State	L, 5-9
Sat	Apr. 16	at Miss. State	W, 3-2
TUE APR. 19		ALABAMA STATE	W, 6-5 (10)
WED APR. 20		KENNESAW STATE	W, 14-1
FRI APR. 22		SOUTH CAROLINA	W, 6-3
SAT APR. 23		SOUTH CAROLINA	W, 8-6
SUN APR. 24		SOUTH CAROLINA	W, 2-0
Tue	Apr. 26	at Jacksonville State	W, 8-4
Fri	Apr. 29	at #1 Tennessee	6 pm
Sat	Apr. 30	at #1 Tennessee	6 pm
Sun	Apr. 31	at #1 Tennessee	1 pm
FRI MAY 6		#4 ARKANSAS	6 PM
SAT MAY 7		#4 ARKANSAS	4:30 PM
SUN MAY 8		#4 ARKANSAS	1 PM
Tue	May 10	at Troy	6 pm
FRI MAY 13		ALABAMA	7:30 PM
SAT MAY 14		ALABAMA	2 PM
SUN MAY 15		ALABAMA	3 PM
Tue	May 17	at Samford	6 pm
Thu	May 19	at Kentucky	5:30 pm
Fri	May 20	at Kentucky	5:30 pm
Sat	May 21	at Kentucky	1 pm

POSTSEASON

May 24-29	SEC Tournament	TBA
June 3-6	NCAA Regionals	TBA
June 10-13	NCAA Super Regionals	TBA
June 17-27	College World Series	TBA

Home games in **BOLD CAPS**

All home games at Plainsman Park | All times central
^ SEC Tournament



GAMES 43-45

KNOXVILLE, TENN. (Lindsey Nelson Stadium)



#19 AUBURN TIGERS (30-12, 11-7 SEC)

Head Coach: Butch Thompson (Birmingham-Southern, 1992)

Career Record: 248-175 (8th season) | Record at Auburn: 209-154 (7th season)

VS.



#1 TENNESSEE VOLUNTEERS (38-3, 17-1 SEC)

Head Coach: Tony Vitello (Missouri, 2002)

Career Record: 172-71 (5th season) | Record at UT: 172-71 (5th season)

» QUICK HITTERS

- Auburn enters the weekend riding a seven-game winning streak and has won 12 of the last 15.
- The seven-game winning streak is tied for the fifth longest current streak in the country.
- The Tigers are 11-5 in games played away from Plainsman Park, including 7-4 in true road games.
- The 11 wins away from home are tied for the most in the conference (Tennessee).
- Auburn is 10-5 in its last five series, good for the second-best mark in the league during the span.
- The Tigers are in the midst of the best 30-game conference stretch since 2010 with an 18-12 record in league play dating back to the final four series of 2021.
- The team has won four of its last five road series during the 10-week stretch.
- Auburn is 6-4 against ranked opponents this season, including 1-2 against No. 1.
- Sonny DiChiara and Blake Rambusch have both reached base in 40 straight games.
- The duo has collected 122 hits and scored 75 runs in their first 42 games in an Auburn uniform.
- Auburn is 96-39 all-time against Tennessee, including 39-19 in Knoxville.

PITCHING MATCHUP

AUBURN

TENNESSEE

FRI JR LHP Hayden Mullins (2-1, 3.55) vs. FR RHP Chase Burns (7-1, 2.12)
SAT JR RHP Trace Bright (2-4, 4.24) vs. SO RHP Blade Tidwell (1-0, 1.59)
SUN SO RHP Joseph Gonzalez (6-0, 1.71) vs. FR RHP Drew Beam (8-0, 1.86)

GAME INFO

Date: Friday-Sunday, Apr. 29-May 1, 2022
Game Time: 6 p.m. / 6 p.m. / 12 p.m. CT
Site: Knoxville, Tenn. / Lindsey Nelson Stadium (4,387)
TV: SEC Network (Fri-Sat) / SEC Network+ (Sun)
Talent (Fri-Sat): Dave Neal (pxp), Chris Burke (color)
Talent (Sun): Bob Kesling (pxp), Cody Hawn (color)
Radio: 93.9 FM | AuburnTigers.com
Talent: Andy Burcham, Brad Law
Live Stats: StatBroadcast.com
Twitter Updates: @AuburnBaseball
Postgame Recap: AuburnTigers.com
Series History: Auburn leads, 96-39
Auburn: Auburn leads, 51-19
Knoxville: Auburn leads, 39-19
Neutral: Auburn trails, 1-0
Last Meeting: Auburn 5, Tennessee 3 (5/21/19)
Streak: W5

AUBURN

30-12, 11-7 SEC

Team Leaders

Batting Average:	SR IF Sonny DiChiara (.448)
Runs:	SR IF Sonny DiChiara (38)
2B:	SR IF Sonny DiChiara (15)
HR:	SR IF Sonny DiChiara (12)
RBI:	SR IF Sonny DiChiara (38)
Stolen Bases:	R-JR IF Blake Rambusch (11-16)

TENNESSEE

38-3, 17-1 SEC

Team Leaders

Batting Average:	R-FR OF/C Jared Dickey (.370)
Runs:	GR IF Luc Lipcius (45)
2B:	Two tied (12)
HR:	SR IF Trey Lipscomb (16)
RBI:	SR IF Trey Lipscomb (61)
Stolen Bases:	JR IF/OF Seth Stephenson (13-16)

POTENTIAL STARTING LINEUP

Pos.	#	Player	AVG	AB	R	H	2B	3B	HR	RBI	SB-SBA	BB
C	28	Nate LaRue	.211	76	13	16	3	0	4	21	2-2	7
1B	17	Sonny DiChiara	.448	125	38	56	15	0	12	38	0-0	45
2B	7	Cole Foster	.258	120	25	31	4	0	6	26	0-1	19
3B	11	Blake Rambusch	.379	174	37	66	9	1	2	29	11-16	17
SS	4	Brody Moore	.278	158	29	44	8	0	3	24	3-5	19
LF	19	Brooks Carlson	.303	99	23	30	3	0	3	19	0-0	12
CF	5	Kason Howell	.305	167	35	51	14	2	2	26	8-9	19
RF	27	Bobby Peirce	.333	66	11	22	2	3	2	11	2-3	6
DH	16	Cam Hill	.309	81	14	25	7	0	0	16	0-1	10

AUBURN'S RECORD WHEN...

	2022	Under Thompson
Overall	30-12	209-154
SEC	11-7	74-93
Non-Conference	19-5	123-50
Postseason	0-0	15-14
Home	19-7	140-70
Away	7-4	49-65
Neutral	4-1	18-17
Current streak	W7	W7
Last 5 games	5-0	5-0
Last 10 games	8-2	8-2

Situational:

AU scores first	16-3	139-51
Opp. scores first	14-9	70-103
AU scores 4+ runs	27-7	189-70
AU scores 3 runs or less	3-5	20-84
AU leads after 7 innings	24-2	169-16
8 innings	26-2	190-14
AU trails after 7 innings	3-8	15-111
8 innings	2-8	6-120
Game tied after 7 innings	2-1	20-23
8 innings	1-1	6-14
Extra Innings	2-3	11-18
1-run games	8-4	44-43
2-run games	4-1	25-15
3-run games	3-2	23-20
Games decided by 5+ runs	12-4	96-47
vs. LH Starter	6-3	61-49
vs. RH Starter	24-9	149-104
More hits than opponent	20-4	154-29
Fewer hits than opponent	6-7	35-114
Hits are tied	4-1	18-12
AU has 10+ hits	19-5	127-61
Opp. has 10+ hits	7-6	50-96
Hit a home run	18-6	135-63
Opp. hits a home run	13-10	88-99
AU quality start	6-2	67-22
Opp. quality start	1-1	26-56
AU commits no errors	14-3	91-39
Opp. commits no error	13-4	58-76

By Day:

Sunday	6-1	34-27
Monday	0-0	1-2
Tuesday	6-1	43-17
Wednesday	4-0	18-6
Thursday	1-2	8-16
Friday	5-4	50-36
Saturday	7-4	52-48
Day Games (first pitch before 6 p.m.)	13-6	119-81
Night Games (first pitch after 6 p.m.)	17-6	91-73
Doubleheaders	4-2	25-15

By Month:

February	5-2	45-14
March	13-6	74-41
April	12-4	50-48
May	0-0	28-41
June	0-0	10-7

By Jersey:

White	7-3	57-33
Blue	4-3	37-32
Orange	8-2	47-31
Gray	4-1	24-36
Pinstripes	7-3	34-20
Cream Throwback	0-0	8-2

UNIVERSITY INFORMATION

Location	Auburn, Ala.
Enrollment	31,526
Founded	October 1, 1856
Nickname	Tigers
Colors	Burnt Orange and Navy Blue
President	Dr. Jay Gogue
Athletics Director	Allen Greene
Conference	Southeastern (SEC West)
Stadium / Capacity	Samford Stadium-Hitchcock Field at Plainsman Park / 4,096
Ticket Office Phone	855-282-2010

BASEBALL COACHING / SUPPORT STAFF

Head Coach	Butch Thompson (Birmingham-Southern, 1992)
Record at Auburn / Seasons	209-154 (.576) / 7th
Career Coaching Record / Seasons	248-175 (.586) / 8th
Assistant Coach	Karl Nonemaker (Vanderbilt, 2002)
Assistant Coach	Gabe Gross (Auburn, 2012)
Volunteer Assistant	Tim Hudson (Auburn, 2021)
Director of Player Development	Aaron Everett (UT Martin, 2012)
Director of Operations	Greg Drye (Southern Miss, 1998)
Athletic Trainer	Anthony Sandersen (South Dakota State, 2004)
Strength & Conditioning	Chris Joyner (Minnesota State - Mankato, 2001)

PROGRAM HISTORY

Modern Era Program Record (since 1949)	2,018-1,387-4 (.593)
College World Series Appearances / Last	5 / 2019
College World Series Record	3-10 (.231)
NCAA Regional Appearances / Last	22 / 2019
NCAA Regional Record	51-45 (.531)
NCAA Super Regional Appearances / Last	3 / 2019
NCAA Super Regional Record	3-5 (.375)
Last Postseason Opponent	Louisville / 2019 College World Series
Result	Lost, 5-3

POSTSEASON HISTORY

College World Series Appearances: 5 (1967, 1976, 1994, 1997, 2019)

Super Regional Appearances: 3 (1999, 2018, 2019)

NCAA Regional Appearances: 22 (1963, 1967, 1976, 1978, 1987, 1989, 1993-95, 1997-2003, 2005, 2010, 2015, 2017, 2018, 2019)

NCAA Regional Titles: 7 (1967, 1976, 1994, 1997, 1999, 2018, 2019)

MEDIA RELATIONS

Baseball Contact: George Nunnelley, Asst. Director - Athletics Comm.

Cell: 502-609-9982

Email: gnnunnelley@auburn.edu

Twitter: @gnunnelley

Associate AD: Kirk Sampson

2022 AUBURN BASEBALL ROSTER

No.	Name	Pos.	Cl.	B/T	Ht.	Wt.	Exp.	Hometown (Previous School)
1	Blake Rambusch	IF/OF	R-Jr.	R/R	5-9	175	JC	Austin, Texas (Grayson College)
2	Josh Hall	OF	R-Jr.	L/R	5-9	192	1L	Birmingham, Ala. (Ole Miss)
4	Brody Moore	IF	Sr.	R/R	5-11	183	3L	Oneonta, Ala. (Oneonta)
5	Kason Howell	OF	Sr.	R/R	6-0	180	3L	Argyle, Texas (Liberty Christian)
6	Ryan Dyal	C	R-So.	L/R	5-10	197	1L	Senoia, Ga. (East Coweta)
7	Cole Foster	IF	So.	S/R	6-1	190	1L	Plano, Texas (Plano Senior)
8	Bryson Ware	OF	Jr.	R/R	6-2	193	1L	Madison, Miss. (Pearl River CC)
9	Cade Granzow	RHP	Fr.	R/R	6-3	220	HS	Franklin, Tenn. (Brentwood)
11	Garrett Farquhar	IF	5th	R/R	5-11	187	2L	Hoover, Ala. (Shelton State CC)
13	Ben Schorr	C	R-Fr.	R/R	6-0	185	RS	Columbus, Ga. (Columbus)
14	Brooks Fuller	LHP	Sr.	L/L	6-3	210	3L	Auburn, Ala. (Auburn)
16	Cam Hill	IF/LHP	So.	L/L	6-5	214	1L	Madison, Ala. (Bob Jones)
17	Sonny DiChiara	IF	Sr.	R/R	6-1	263	TR	Hoover, Ala. (Samford)
18	Mason Barnett	RHP	Jr.	R/R	6-0	218	2L	Cartersville, Ga. (Cartersville)
19	Brooks Carlson	IF	Gr.	R/R	5-11	192	TR	Mobile, Ala. (Samford)
20	Hayden Mullins	LHP	Jr.	L/L	6-0	194	2L	Gallatin, Tenn. (Hendersonville)
21	Trace Bright	RHP	Jr.	R/R	6-4	199	2L	Montgomery, Ala. (Trinity Presbyterian)
22	Garrett Wade	LHP	R-Jr.	L/L	6-3	199	2L	Hartselle, Ala. (Hartselle)
23	Parker Carlson	RHP	Fr.	R/R	6-1	170	HS	Mobile, Ala. (Faith Academy)
27	Bobby Peirce	OF	R-Jr.	R/R	6-2	181	1L	Scottsdale, Ariz. (South Mountain CC)
28	Nate LaRue	C/RHP	Jr.	R/R	6-3	217	2L	Mobile, Ala. (McGill-Toolen)
29	Carson Skipper	LHP	Sr.	L/L	6-2	211	3L	Trussville, Ala. (Trussville)
31	Mike Bello	OF	Fr.	L/L	6-1	190	HS	Oak Ridge, N.J. (Pope John XXIII)
32	Carson Swilling	RHP	So.	R/R	5-11	196	1L	Smiths Station, Ala. (Smiths Station)
34	Ben Bosse	RHP	Fr.	R/R	6-1	194	HS	Brenham, Texas (Brenham)
37	Mason Land	IF	Jr.	L/R	5-10	173	JC	Cantonment, Fla. (Chattahoochee Valley CC)
40	Blake Burkhalter	RHP	Jr.	R/R	6-0	204	2L	Dothan, Ala. (Northview)
41	John Armstrong	RHP	Fr.	R/R	5-11	200	HS	Marietta, Ga. (Harrison)
43	Chase Isbell	RHP	Jr.	R/R	6-2	198	TR	Springville, Ala. (Samford)
44	Grant Newton	RHP	R-Jr.	R/R	6-4	236	TR	Orange County, Calif. (Santa Ana College)
45	Joseph Gonzalez	RHP	So.	R/R	6-4	230	1L	Humacao, P.R. (Leadership Christian Academy)
46	Chase Allsup	RHP	Fr.	R/R	6-1	220	HS	Dothan, Ala. (Dothan)
47	Tommy Sheehan	LHP	Gr.	L/L	6-0	209	TR	Brielle, N.J. (Notre Dame)
50	Jake Wyandt	C	Gr.	R/R	5-11	195	TR	Laurel, Md. (Presbyterian)
51	Luke Burk	IF	Jr.	R/R	6-0	219	JC	Galena, Mo. (Neosho County CC)
52	Jordan Armstrong	RHP	Sr.	R/R	6-2	184	JC	McDonough, Ga. (Chattahoochee Valley CC)
54	Konner Copeland	LHP	So.	L/L	6-2	189	JC	Mobile, Ala. (Pensacola State CC)
57	Tyler Drabick	RHP	Gr.	R/R	6-2	193	TR	Canton, Ohio (Lipscomb)
72	Brody Moss	IF	Fr.	L/R	5-11	173	HS	Helena, Ala. (Helena)

COACHES & STAFF

30	Butch Thompson	Head Coach
35	Karl Nonemaker	Assistant Coach
39	Gabe Gross	Assistant Coach
15	Tim Hudson	Volunteer Assistant Coach
	Aaron Everett	Director of Player Development
	Greg Drye	Director of Operations
	Chris Joyner	Strength & Conditioning
	Anthony Sandersen	Athletic Trainer
	Jeremy Page	Athletic Trainer Intern

PRONUNCIATION GUIDE

Ben BOSSE	BOSSY
Sonny DICHARA	De-SHARE-uh
Ryan DYAL	DIAL
Garrett FARQUHAR	FAR-kwar
Cade GRANZOW	Gran-ZO
KASON Howell	KAY-son
Chase ISBELL	IZ-bull
Ben SCHORR	SHORE
Jake WYANDT	Why-ANDT

30 BUTCH THOMPSON HEAD COACH

THE AUBURN SKIPPER

- Eight College World Series appearances / 17 postseason appearances
- 2013 National Runner-up (Mississippi State)
- 2001 National Champion (Birmingham-Southern)
- 2014 Baseball America/ABCA National Assistant Coach of the Year
- 2006 FCA Coach of the Year
- Coached 18 pitchers who went on to pitch in the Major Leagues
- Recruited and coached 33 pitchers who were drafted out of college that weren't drafted out of high school

Butch Thompson enters his seventh season at the helm of the program in 2021, posting a record of 179-142 in his first six seasons. He led the program to the first College World Series appearance in 22 years in 2019 and took the Tigers to three straight regionals for the first time since 2001-03.

Butch Thompson was named Auburn's head baseball coach on October 22, 2015 and enters his seventh season with the Tigers in 2021.

Thompson, who spent three seasons as an assistant coach and recruiting coordinator at Auburn from 2006-08, returned to The Plains after seven seasons at Mississippi State as both associate head coach and pitching coach.

A native of Amory, Miss., Thompson has coached 31 Division I All-Americans and 40 all-conference performers. He has seen 18 of his former pitchers make their Major League Baseball debuts, including 12 since 2014. Thompson has also turned 33 pitchers who went undrafted out of high school into MLB draft picks.

Thompson had three pitchers drafted in the first 11 rounds in 2014 and five pitchers drafted, including three in the top 10 rounds, in 2013. He added a first-round selection in the 2016 draft, a third-round pick in Keegan Thompson in 2017 and the first No. 1 overall pick in program history in Casey Mize in 2018. With Tanner Burns also going as a supplemental first round pick in 2020, Auburn became one of four programs with a pair of pitchers drafted in the first round from 2018-20.

Along with his pitching pedigree, Thompson is also considered one of the top recruiters in the country. Since 2003, he has secured 14 recruiting classes that were ranked in the top 10 by either Baseball America or Perfect Game, including the No. 5 signing class in 2017 and a program record No. 4 class in 2018. His classes signed from 2006-08 at Auburn each ranked in the top 18 nationally, including the No. 5 class in 2008, which included All-American and SEC Player of the Year Hunter Morris.

In 29 years of coaching at the collegiate level, including 20 in the Southeastern Conference, Thompson has coached eight College World Series participants, including leading the Tigers to the program's first trip to the College World Series in 22 years in 2019. Thompson has also coached one national champion and a national runner-up, won nine conference championships and made 17 postseason appearances. He has also served as an assistant under three National Coach of the Year recipients.

Thompson was named the 2006 Fellowship of Christian Athletes SEC Coach of the Year while at Auburn and the 2014 Baseball America and American Baseball Coaches Association (ABCA) National Assistant Coach of the Year while at Mississippi State.

Thompson has returned the Tigers to prominence in five seasons on The Plains as he has guided the team to a 179-142 overall record and took the team to three straight NCAA Tournament appearances for the first time since 2001-03, including back-to-back super regionals for the first time in program history. After advancing to the College World Series in 2019 and a winner-take-all game three in the Gainesville Super Regional in 2018, the Tigers finished those respective seasons ranked as high as No. 8 and No. 9. It marked the third time in program history the team has finished back-to-back seasons in the top 10.

Entering the 2019 postseason as the No. 2 seed in the Atlanta Regional, Auburn became the only program to sweep a regional on the road in each of the last two seasons before also becoming the first team to defeat North Carolina in a Chapel Hill Super Regional in 2019, punching its ticket to Omaha for the first time since 1997.

In seven seasons at MSU, Thompson made four NCAA regional trips, two Super Regionals, won the SEC Tournament and advanced to the College World Series finishing as NCAA runner-up in 2013. In three of his last four seasons in Starkville, the Bulldogs' staff ERA finished no higher than 3.06. Thompson's 2013 pitching staff was one of two nationally to finish in the top 15 in ERA, strikeouts per nine innings and hits allowed per nine innings.



In addition to his experience at Auburn and Mississippi State, Thompson also spent four seasons at Georgia from 2002-05, including a trip to the College World Series in 2004. While there, he guided the development of future Major Leaguers Josh Fields, Mitchell Boggs and Brooks Brown.

Thompson launched his coaching career as pitching coach and top assistant at Huntingdon College (Ala.) in 1993, before returning to his alma mater in Birmingham, where he helped lead the Panthers to back-to-back Southern States Conference Championships and in 1995 coached BSC to its first NAIA World Series berth.

Thompson left BSC briefly to serve as head coach at Jefferson State Community College in Birmingham in 1997. While at JSCC, he was honored as the Regional Tournament Coach of the Year, the ABCA Alabama Junior College Coach of the Year and the Southeast Region Coach of the Year after guiding JSCC to a 39-21 mark, the AJCAA Region 22 State Championship and a third-place finish in the NJCAA Division II World Series.

He returned to Birmingham-Southern as top assistant the following season, beginning a four-year run during the most successful span in BSC baseball history. The Panthers won 196 games and four TranSouth Conference Championships and made three-consecutive appearances in the NAIA World Series. BSC's 2001 team posted a school-best 55-11 mark and captured the NAIA National Championship.

In 2002, Thompson joined the SEC baseball coaching fraternity as a pitching coach and recruiting coordinator at Georgia and has been a part of the league for the past 17 seasons.

Thompson currently serves as the large-school representative for the Alabama Baseball Coaches Association and is an All-American committee member representing the South region for the ABCA.

Thompson prepped at Amory (Miss.) High School and later starred as a pitcher at Itawamba (Miss.) Community College from 1989-90. He is a member of both the ICC Athletic Hall of Fame (Class of 2014) and MACCC Hall of Fame (Class of 2021).

Thompson earned a Bachelor's Degree in History at BSC in 1992 and completed a Master's Degree in Sports Administration at UAB in 1996. He is married to the former Robin Ashe of Birmingham, Ala., and they are the parents of three daughters --- Anna, Olivia and Madelyn Gail.

NATIONAL POLLS

NEWS & NOTES

BASEBALL AMERICA

Apr. 25

1. Tennessee*
2. Oregon State
3. Miami
4. Stanford
5. Virginia
6. Southern Miss
7. TCU
8. Oklahoma State
9. Virginia Tech
10. Arkansas*
11. Gonzaga
12. Louisville
13. Notre Dame
14. UCLA
15. Texas Tech*
16. Georgia
17. Georgia Southern
18. Texas
19. Texas State
20. Maryland
21. **AUBURN**
22. Wofford
23. Texas A&M*
24. Florida State
25. Oregon

D1 BASEBALL

Apr. 25

1. Tennessee*
2. Oregon State
3. Miami
4. Southern Miss
5. Arkansas*
6. Stanford
7. Virginia Tech
8. Oklahoma State
9. Texas Tech*
10. Texas
11. Virginia
12. Gonzaga
13. UCLA
14. Georgia
15. UConn
16. Louisville
17. Texas State
18. Notre Dame
19. **AUBURN**
20. TCU
21. Texas A&M*
22. LSU*
23. Maryland
24. Georgia Southern
25. Wofford

USA TODAY

Apr. 25

1. Tennessee*
2. Oregon State
3. Miami
4. Arkansas*
5. Southern Miss
6. Texas
7. Oklahoma State
8. Virginia
9. Stanford
10. Virginia Tech
11. Georgia
12. Notre Dame
13. Texas Tech*
14. UCLA
15. Gonzaga
16. UConn
17. Louisville
18. Texas State
19. TCU
20. LSU*
21. **AUBURN**
22. Vanderbilt*
23. Maryland
24. Wofford
25. Georgia Southern

SCOUTING THE VOLUNTEERS

- Tennessee enters the weekend with the best record in college baseball (38-3) and the best 18-game start in the history of the SEC (17-1).
- The Volunteers lead the country in multiple categories on both sides including home runs (94), ERA (2.00) and WHIP (0.88).
- Third baseman Trey Lipscomb leads the SEC in home runs (16) and RBI (61) and ranks top 10 nationally in both.
- The Volunteers have three qualifying pitchers who rank in the top 10 in the league in ERA (Beam, Burns, Dollander).

SEC SUCCESS STARTED A SEASON AGO

- Dating back to the final four series of 2021, Auburn has won seven of its last 10 conference series and is 18-12 during the stretch.
- The 30-game stretch is the team's best in SEC play since going 20-10 and winning the SEC West title during the 2010 conference season.
- It marks the first time Auburn has won seven of 10 SEC series since 2017.
- The Tigers are four games over .500 in SEC play for the first time since 2019, when the team started 4-0 and was 7-3 through 10 games.

NCBWA

Apr. 25

1. Tennessee*
2. Oregon State
3. Miami
4. Southern Miss
5. Stanford
6. Arkansas*
7. Texas
8. Oklahoma State
9. Virginia Tech
10. Virginia
11. Texas Tech*
12. UCLA
13. UConn
14. Gonzaga
15. Georgia
16. Notre Dame
17. Louisville
18. TCU
19. **AUBURN**
20. Texas State
21. Maryland
22. Vanderbilt*
23. LSU*
24. Georgia Southern
25. Oregon

PERFECT GAME

Apr. 25

1. Tennessee*
2. Oregon State
3. Southern Miss
4. Miami
5. Virginia Tech
6. TCU
7. UConn
8. Texas
9. Gonzaga
10. Oklahoma State
11. Arkansas*
12. Notre Dame
13. Virginia
14. Stanford
15. Texas Tech*
16. UCLA
17. Oregon
18. Vanderbilt*
19. **AUBURN**
20. Florida State
21. Louisville
22. LSU*
23. Georgia
24. Georgia Southern
25. Grand Canyon

COLLEGIATE BASEBALL

Apr. 25

1. Tennessee*
2. Miami
3. Arkansas*
4. Stanford
5. Oregon State
6. Vanderbilt*
7. Texas State
8. Southern Miss
9. Oklahoma State
10. Louisville
11. Arizona
12. UCLA
13. U.C. Santa Barbara
14. UConn
15. Notre Dame
16. Virginia
17. **AUBURN**
18. TCU
19. Central Michigan
20. Texas
21. Oregon
22. Georgia
23. Texas A&M*
24. Rutgers
25. Maryland

WWWWWWIN STREAK

- Auburn enters the weekend having won seven straight games and 12 of the last 15 dating back to Apr. 2.
- The seven-game winning streak is tied the team's longest of the season and is tied for the fifth longest current streak in the country.
- The Tigers are hitting .296 and are outscoring opponents 47-21 while turning in a 2.25 staff ERA with 19 walks and 79 strikeouts in 64.0 innings during the win streak.
- Auburn is one of 15 teams in the country, including nine from the Power 5 and three from the SEC, to reach the 30-win mark this season.

ROAD WARRIORS

- Auburn is 11-5 in games played away from Plainsman Park this season, including 7-4 in true road games.
- The 11 wins away from home surpass last season's total (10) and are tied with Tennessee for the most in the conference this season.
- The Tigers are one of five teams in the league to win two of its first three road series

AUBURN IN THE RANKINGS

- Auburn is ranked in all six major polls for the third straight week, checking in as high as No. 17 (Collegiate Baseball) and as low as No. 21 (Baseball America/Coaches).

RANKED FOES

- Auburn is 6-4 against ranked opponents this season.
- Tennessee represents the Tigers second opponents ranked No. 1 at the time of competition (Ole Miss).

ONE-RUN AFFAIRS

- After going 6-11 in one-run games last year, Auburn has already surpassed its one-run win total from a season ago, going 8-4 in one-run games this season with its most recent win coming against Alabama State last Tuesday.

AUBURN IN THE POLLS

BA D1 CB NC PG USA

Pre.	NR	NR	NR	NR	NR	NR
2/21	NR	NR	NR	NR	NR	NR
2/28	NR	NR	NR	NR	NR	NR
3/7	NR	NR	NR	NR	NR	NR
3/14	NR	NR	NR	NR	NR	NR
3/21	NR	NR	NR	NR	NR	NR

BA D1 CB NC PG USA

3/28	NR	NR	NR	NR	NR	NR
4/4	25	NR	18	NR	NR	NR
4/11	17	17	14	23	19	22
4/18	23	19	21	25	25	22
4/25	21	19	17	19	19	21

COMEBACK KIDS

- Auburn’s win in the middle game against South Carolina marked the team’s 15th win in a game in which the team has trailed.
- The six-run comeback win against South Alabama on Mar. 22 was the team’s largest since coming back from a seven-run deficit against Florida A&M on Feb. 22, 2017.

GONZO GIVES US ANOTHER GEM

- After turning in 7.0 scoreless innings vs. South Carolina Sunday, Joseph Gonzalez has turned in four straight quality starts in SEC play, becoming the first Auburn pitcher to do so since Casey Mize in 2018.
- He is the first Auburn pitcher to win four straight SEC starts since Keegan Thompson did so in 2015.
- The righty has not issued a walk and has turned in a 1.13 ERA in his last three outings.
- Gonzalez ranks second in the league and 14th in the NCAA with a 1.71 ERA and is third with a 1.80 ERA in conference play.

CLOSING TIME

- Blake Burkhalter and Carson Skipper went 2-0 with three saves and didn’t allow a run with no walks and 18 strikeouts in a combined eight appearances and 11.0 innings last week.
- After each appearing in all three games over the weekend and in four of five games last week, the duo is a combined 8-1 with a 2.94 ERA and 82 strikeouts to 13 walks in 67.1 innings and 35 appearances.
- Burkhalter leads the SEC and is fourth in the NCAA with 11 saves this season, tied for the sixth most in program history.
- He became the first Auburn pitcher in program history and first pitcher from the SEC since 2017 to record three saves in a series.

NEW KIDS ON THE BLOCK

- Sonny DiChiara and Blake Rambusch have combined for 122 hits (.408 average) and 75 runs in their first 42 games at Auburn.
- The duo ranks first and fourth in the league in hitting overall (.448 and .379, respectively) and first and second in hitting in league play (.426 and .416, respectively) with the next closest hitter 34 points behind.

DICHIARA STAYS DIALED IN

- A Golden Spikes Award Midseason Watch List honoree and D1 Baseball Midseason First Team All-American, DiChiara leads the country in on-base percentage (.601), average (.448) and is fifth in slugging (.856).
- DiChiara has reached base in all 38 games this season, totaling 107 times via a hit, walk or hit-by-pitch, and in 40 straight dating back to the end of last season.
- He has reached multiple times in 35 games this year, including 17 of 18 in SEC play and has reached at least three times on 24 occasions this season, including seven straight.

TAKE A WALK

- With 14 games remaining in the regular season, DiChiara is two walks shy of cracking the top 10 in single-season history.
- Frank Thomas holds the Auburn record with 73 walks drawn in 1989.
- He leads the country in walks per game (1.18), ranks second in walks overall (45), and has walked 12 times in the last seven games.

RAMBUSCH RAKES

- Rambusch, who ranked 11th in the NJCAA with a .444 average a season ago, leads the SEC and is 13th in the NCAA with 66 hits.
- Rambusch has a hit in 36 of 42 games this season and leads the team with 21 multi-hit games, including 15 of the last 26 contests.
- The redshirt junior has reached base in 99 of the last 100 games dating back to the final 13 games of his freshman season at Grayson, including 40 straight games this season.
- He capped off the South Carolina series with his second four-hit effort in SEC play.

CARLSON'S COMING ON STRONG

- A .339 career hitter in 216 games, graduate transfer Brooks Carlson has multiple hits in four of the last nine contests and is hitting .333 during the span.
- Carlson matched a season high with three hits and drove in two runs in last Saturday’s series-clinching win against South Carolina.

NCAA ACTIVE RANKS

- DiChiara leads Auburn with 12 homers this season and is third among active players with 53 career home runs.
- Carlson is fifth among active players with 268 career hits. He also ranks top 10 in runs (174) doubles (53) and total bases (413).

LIKE FATHER, LIKE SON

- Senior infielder Brody Moore is the son of former Auburn and All-SEC shortstop Brandon Moore (1991-94).
- After wearing No. 19 and playing second base/utility in his first three seasons on the Plains, Brody has a new number and position in 2022 - No. 4 and shortstop - just like his dad.
- Brandon hit .332 in four years and 242 games in an Auburn uniform. Brody, who collected his 100th career hit against Middle Tennessee, is a .296 hitter in parts of four seasons and 120 games, including 108 starts.

BOBBY'S STARTING TO BRING IT

- Since being inserted into the starting lineup in the middle game at LSU, Bobby Peirce is third on the team with a .339 average.
- He is riding a six-game hitting streak and hit the go-ahead homer in the seventh inning of Friday’s win against South Carolina.
- Peirce is fourth on the team with a .308 average in SEC play.

NATE THE GREAT BEHIND THE PLATE

- Junior catcher Nate LaRue has started in 15 straight SEC games behind the plate, ranking second on the team with 14 RBI and third with four home runs in league play.
- LaRue collected three game-winning hits in four games played last week and has driven in a run in five straight games.
- He has also thrown out five of eight would-be base stealers.

WANTED FOR ROBBERY

- Auburn has robbed a pair of two-run homers in its last two games, one from Mike Bello vs. South Carolina and one from Kason Howell at Jacksonville State.
- Bello’s robbery preserved a 2-0 lead in the series finale against the Gamecocks while Howell kept the game scoreless in the third and appeared as the No. 2 play on SportsCenter’s Top 10 for his catch.

200-WIN PLATEAU

- Head coach Butch Thompson won his 200th game in an Auburn uniform in a 5-1 win in the series opener against Vanderbilt on Apr. 8.
- Thompson is Auburn’s third coach to amass 200 wins, joining Baird (634) and Nix (515).

CELEBRATING SILVER

- Auburn is celebrating the 25-year anniversary of the 1997 team’s run to the College World Series this season.
- The Tigers welcomed back members of the team to Plainsman Park for alumni weekend and a pregame recognition last weekend.

AUBURN IN THE NATIONAL AND SEC RANKINGS			
(as of Apr. 28)			
TEAM	TOTAL	NCAA	SEC
Sacrifice flies	25	10	1
Fielding percentage	.980	13	5
Shutouts	4	14	3
Double plays	35	18	1
K/9.0 IP	10.5	19	7
Hits	430	24	1
21 TRACE BRIGHT	TOTAL	NCAA	SEC
Starts	10	24	1
40 B. BURKHALTER	TOTAL	NCAA	SEC
Saves	11	4	1
17 SONNY DICHIARA	TOTAL	NCAA	SEC
AVG	.448	1	1
OBP	.601	1	1
BB/game	1.18	1	1
Walks	45	2	1
SLG	.856	5	1
45 JOSEPH GONZALEZ	TOTAL	NCAA	SEC
ERA	1.71	14	2
BB/9.0 IP	1.33	20	4
1 BLAKE RAMBUSCH	TOTAL	NCAA	SEC
Hits	66	13	1

THE LAST TIME...

BATTING SUPERLATIVES

5 hits in a game Anfernee Grier at Kennesaw St. [5-for-6] (4/12/16)
 6 hits in a game Tyler Johnstone vs. Elon [6-for-7, 2B, 3B] (2/25/05)

Reached base 6 times Bryson Ware vs. Alabama A&M [3-5, 3 BB] (2/24/21)

4 runs in a game
 5 runs in a game **Mike Bello at Texas A&M (3/27/22)**
 6 runs in a game Rankin Woley vs. #18 Boston College (3/6/21)
 Bryson Ware vs. Alabama A&M (2/24/21)

10-game hitting streak Rankin Woley, 12 games (2/28-3/21/21)
15-game hitting streak **Blake Rambusch, 17 games (3/5-4/1/22)**
 20-game hitting streak A. Grier, 22 games, (5/31/15-3/22/16)
 25-game hitting streak Justin Fradejas, 27 games (3/23-5/7/10)
 30-game hitting streak Casey Dunn, 31 games (2/22 [G1]-4/15/97)

3 doubles in a game Ryan Bliss vs. LSU (5/6/21)
 4 doubles in a game Ken Dempsey vs. Georgia (1971)

2 triples in a game Jay Gonzalez vs. Alabama State (2/28/12)
 3 triples in a game never

2 home runs in one game **Sonny DiChiara vs. #12 Vanderbilt (4/10/22)**
 3 home runs in one game Tony Caldwell at Kentucky (4/9/11)

7 RBI in a game Brody Moore vs. Alabama A&M (2/24/21)
 8 RBI in a game Justin Bryant at Georgia (3/19/10)
 9 RBI in a game Hunter Morris at Georgia (3/21/10)
 10 RBI in a game Bob Berry vs. Huntington (4/15/82)

Grand slam home run **Ryan Dyal vs. Rhode Island (3/6/22)**
 Inside-the-park home run Kason Howell at Alabama (4/15/21)
 HR to begin game Ryan Bliss vs. #11 Ole Miss (5/25/21)
 Two HR in one inning Dan Glevenyak at Jacksonville State (8th) (5/7/13)
 HR in consecutive at-bats Steven Williams vs. Texas A&M (5/15/21)
 HR in three consecutive at-bats Edouard Julien vs. Alabama A&M/at UCF (2/20-22/19)
HR in consecutive games **Sonny DiChiara vs. #12 Vanderbilt (3/9-10/22)**
HR in three consecutive games **Sonny DiChiara vs. Troy & Yale (2/23-26/22)**
 HR in three consecutive SEC games Trent Mummy (4/17-23/10)
 HR in four consecutive games Joseph Sanders (5/10-15/08)
 HR in four consecutive SEC games Mike Bianucci (5/2-9/08)
 HR in five consecutive games Tim Lemons (4/6-10/85)
Walk-off HR **Kason Howell vs. Yale (G1 - 2/26/22)**
 Pinch-hit HR Cam Hill vs. Kentucky (3/26/21)
 Pinch-hit grand slam Edouard Julien vs. BYU (G1 - 3/3/18)
 HR in first at-bat of season Steven Williams vs. Longwood (2/17/18)
 HR in both games of DH Dylan Ingram at #7 Mississippi St. (4/29/17)

Hit for the cycle Judd Ward [3B, 1B, HR, 2B] vs. Illinois-Chicago (G1 - 2/15/20)

Hit from both sides of plate in same inning Damon Haecker [5th inn.] vs. Jacksonville St. (3/15/17)
Two hits in same inning **Cam Hill [2B, 1B] vs. Rhode Island [1st] (G2 - 3/5/22)**

Stole home **Josh Hall vs. Kansas State (2/20/22)**
Stole two bases in a game **Blake Rambusch vs. Rhode Island (G1 - 3/5/22)**
 Stole three bases in a game Anfernee Grier vs. Southern (2/26/16)

Hit by a pitch 2 times in a game **Ryan Dyal vs. UAB (3/2/22)**
 Hit by a pitch 3+ times in a game Dan Glevenyak at Alabama (4) (4/11/14)

Scored 20 or more runs 20 vs. Wright State (2/29/20)
 Scored 25 or more runs 25 vs. Longwood (2/17/18)
 Scored 30 or more runs 33 vs. Alabama A&M (2/24/21)

Scored 5 runs in an Inning **5, at Jacksonville State (5th) (4/26/22)**
Scored 6 runs in an Inning **6, vs. Kennesaw State (3rd) (4/20/22)**
Scored 7 runs in an Inning **7, vs. South Alabama (4th) (3/22/22)**
 Scored 8 runs in an Inning 8, at UAB (5th) (3/19/19)
Scored 9 runs in an Inning **9, vs. Rhode Island (1st) (G1 - 3/5/22)**
 Scored 10+ runs in an Inning 14, vs. Alabama A&M (4th) (2/24/21)
 Recorded 10+ hits in an Inning 11, vs. Furman (5th) (2/12/00)
 Scored in every inning vs. Coppin State (3/18/14)

Recorded 15-19 hits **15, vs. Kennesaw State (4/20/22)**
 Recorded 20 or more hits 27, vs. Alabama A&M (2/24/21)

Hit 3 or more home runs in an inning 3, vs. Northeastern (6th) (G1 - 3/10/18)
Hit 3 or more home runs in a game **3, vs. South Carolina (4/22/22)**
 Hit 5 or more home runs in a game 6, vs. Texas A&M (5/15/21)
 Hit 7 or more home runs in a game 7, vs. Mississippi State (5/8/10)
 Hit back-to-back home runs R. Woley & S. Williams vs. Samford (3rd) (4/20/21)
 Hit back-to-back-to-back home runs R. Bliss, T. Miller & R. Woley vs. Texas A&M (1st) (5/15/21)

Had 5 doubles **5, vs. Yale (2/25/22)**
 Had 6 doubles 6, vs. Jacksonville State (4/21/21)
 Had 7 doubles 7, vs. Chicago State (3/8/20)
 Had 8 doubles 8, vs. BYU (G1 - 3/3/18)
 Had 9+ doubles 11, vs. Alabama A&M (2/24/21)

Stole 5 bases in a game 5, vs. Bethune-Cookman (5/6/14)
 Stole 6 bases in a game 6, vs. #21 Tennessee (3/17/19)
 Stole 7 bases in a game 7, vs. Presbyterian (5/8/12)
 Stole 8 bases in a game 8, vs. Alcorn State (2/22/12)

Walked 10+ times **12, vs. #1 Ole Miss (3/18/22)**
 Did not strike out in a game vs. Belmont (3/11/12)

PITCHING SUPERLATIVES

INDIVIDUAL
 Nine-inning no-hitter Casey Mize vs. Northeastern (3/9/18)
 Nine-inning no-hitter (combined) Mike Mueller [2.0], Lee Carter [1.0], Brandon Channell [1.0], Reid Price [1.0], Andrew Skinner [1.0], Arnold Hughey [1.0], Ken Clayton [1.0], Cory Duettt [0.2], Sean Jones [0.1] vs. UAB (3/19/02)

Seven-inning no-hitter Jason Johnson vs. LaGrange College (4/30/91)

Nine-inning perfect game Eric Brandon vs. Murray State (3/2/02)
 Seven-inning perfect game Jason Johnson vs. LaGrange College (4/30/91)

Nine-inning one-hitter (individual) Keegan Thompson vs. Presbyterian (3/1/14)
 Nine-inning one-hitter (combined) Tanner Burns [7.0], Cody Greenhill [2.0] vs. Chicago State (3/6/20)

Five-inning one-hitter Kevin Davis [3.2], Jacob Milliman [1.1], vs. Radford (2/22/15)

Nine-inning two-hitter Tanner Burns [9.0] vs. Cincinnati (3/1/19)

Complete game **Joseph Gonzalez vs. #12 Vanderbilt (4/10/22)**
 Complete game shutout Jack Owen vs. UTSA (3/9/19)
 Consecutive complete games K. Thompson vs. Arkansas & LSU (4/4 & 4/11/15)

Struck out 10 batters 10 by Tanner Burns vs. Chicago State (3/6/20)
Struck out 11 batters **11 by Jordan Armstrong vs. Yale (2/25/22)**
 Struck out 12 batters 12 by Casey Mize at Kentucky (3/23/18)
 Struck out 13 batters 13 by Casey Mize vs. Texas A&M (3/16/18)
 Struck out 15 batters 15 by Tanner Burns vs. Cincinnati (3/1/19)

TEAM
Struck out 15+ batters **15, Barnett [5], Copeland [1], Allsup [3], Swilling [6] at Jacksonville State (4/26/22)**
 Struck out 20+ batters 20, Fuller [4], Watson [4], Anderson [3], Greenhill [4], Skipper [3], Wade [2] vs. #9 Arkansas (4/5/19)
 vs. Ga State, at Missouri (4/5-7/16)
2-0 vs. South Carolina (4/24/22)
16-0 / 12-0 [7] vs. Rhode Island (3/5/22)
 Three straight shutouts 2-0 vs. UT Martin / 6-0 vs. UTSA / 5-0 vs. UTSA (3/6-9/19)
Shut out an SEC opponent **2-0 vs. South Carolina (4/24/22)**
 Shut out an SEC opponent on the road 3-0 at Missouri (5/21/21)
 Consecutive SEC shutouts 5-0 and 4-0 at Miss. State (3/27-28/15)
 Consecutive SEC shutouts on the road 5-0 and 4-0 at Miss. State (3/27-28/15)
Was shut out **3-0 vs. Oklahoma (2/18/22)**
 Was held to one hit vs. #24 Missouri (4/1/18)
 Was no hit vs. #13 Arkansas (5/25/17)

FIELDING SUPERLATIVES
2 errors in a game **Jake Wyandt vs. #1 Ole Miss (3/17/22)**
 3 errors in a game Luke Jarvis vs. Presbyterian (3/11/00)
 4 errors in a game Brett Burnham at Alabama (4/5/00)

3 double plays turned in a game **vs. South Carolina (4/23/22)**
 4 double plays turned in a game at #1 Arkansas (4/3/21)
 5 double plays turned in a game never

Triple play (Auburn) vs. Memphis (5/22/78)
 Triple play (Opponent) at Florida [4th] (3/15/08)

Threw a runner out at HP to end game **Bryson Ware at Mississippi State (4/17/22)**

MISC. SUPERLATIVES
 Won 10 or more consecutive games 15 (2/24-3/22/19)
 Won 15 or more consecutive games 15 (2/24-3/22/19)
 Won 8 or more consecutive SEC games 9 (4/1-21/95)
 Lost 5 or more consecutive games 5 (4/2-11/21)

Home winning streak 21 (1964-66)
 Road winning streak 14 (1967/1995)
 Season-opening winning streak 17 (2/7-3/5/97)

Extra-innings victory **6-5, vs. Alabama State [10 inn] (4/19/22)**
Extra-innings loss **4-5, at Texas A&M [11 inn] (3/26/22)**

Swept a 3-game series vs. Presbyterian (2/19-21/21)
 Swept a road series at Alabama (4/20-21/18)
 Swept a road SEC series at Alabama (4/20-21/18)
Swept a SEC series **vs. South Carolina (4/22-24/22)**
Swept a 4-game series **Rhode Island (3/4-6/22)**
Swept a doubleheader **Rhode Island (3/5/22)**

Allowed 3 runs or fewer in a three-game series 2, vs. Chicago State (3/6-8/20)
Allowed 3 runs or fewer in a four-game series **3, vs. Rhode Island (3/4-6/22)**
 Allowed 3 runs or fewer in a SEC series 3, vs. Miss. State (3/27-29/15)
 Allowed 4 runs or fewer in a series 3, vs. UTSA (3/8-9/19)
 Allowed 4 runs or fewer in a SEC series 4, vs. Georgia (4/23-25/15)
 Allowed 3 runs or fewer in a road series 3, vs. Miss. State (3/27-29/15)
 Allowed 3 runs or fewer in a SEC road series 3, vs. Miss. State (3/27-29/15)

Overcome a deficit of 7+ runs 7 runs, [7-0, 12-8] vs. Florida A&M (2/22/17)

Won a 1-0 game vs. Mercer (5/30/15) [NCAA Regional]
 Lost a 1-0 game vs. Ohio State (2/15/14)

Walk-off win **vs. Alabama State [10 inn.] (4/19/22)**
Walk-off loss **at Mississippi State [9 inn.] (4/14/22)**

SUPERLATIVES AND MISCELLANEOUS NOTES

STARTS BY POSITION

STARTING PITCHER

Trace Bright	10	3-7
Joseph Gonzalez	8	8-0
Mason Barnett	8	7-1
Hayden Mullins	7	6-1
Jordan Armstrong	4	2-2
Tommy Sheehan	3	2-1
Konner Copeland	2	2-0

CATCHER

Nate LaRue	17	12-5
Jake Wyandt	13	11-2
Ryan Dyal	12	7-5

FIRST BASE

Sonny DiChiara	37	27-10
Cam Hill	5	3-2

SECOND BASE

Cole Foster	35	26-9
Garrett Farquhar	6	4-2
Brooks Carlson	1	0-1

THIRD BASE

Blake Rambusch	38	28-10
Garrett Farquhar	4	2-2

SHORTSTOP

Brody Moore	41	29-12
Garrett Farquhar	1	1-0

LEFT FIELD

Mike Bello	14	10-4
Ryan Dyal	11	8-3
Bryson Ware	5	4-1
Brooks Carlson	4	4-0
Brayton Brown	3	2-1
Josh Hall	3	2-1
Mason Land	1	0-1
Bobby Peirce	1	0-1

CENTER FIELD

Kason Howell	42	30-12
--------------	----	-------

RIGHT FIELD

Bryson Ware	17	13-4
Bobby Peirce	14	11-3
Mike Bello	4	2-2
Blake Rambusch	4	2-2
Josh Hall	3	2-1

DESIGNATED HITTER

Brooks Carlson	18	12-6
Cam Hill	16	12-4
Ryan Dyal	4	4-0
Nate LaRue	3	2-1
Sonny DiChiara	1	0-1

2022 AUBURN & OPPONENT HIGHS

TEAM BATTING

	AUBURN	OPPONENT
Runs in a game	19, vs. Ole Miss (3/18)	19, Vandy (4/9)
Runs in an inning	9, vs. Rhode Island [1st] (G2 - 3/5)	9, Vandy [4th] (4/9)
Most Hits in a game	17, UAB (3/2)	23, Vandy (4/9)
Fewest Hits in a game	3, two times	1, Rhode Island (G2 - 3/5)
Hits in an inning	7, vs. Rhode Island [1st] (G2 - 3/5)	8, Vandy [4th] (4/9)
2B in a game	5, vs. Yale (2/25)	10, Vandy (4/9)
3B in a game	1, seven times	1, Yale (G1 - 2/26)
HR in a game	4, vs. Rhode Island (3/6)	4, Vandy (4/9)
SB in a game	2, six times	6, Yale (G1 - 2/26)
LOB in a game	17, two times	14, MSU (4/15)
K in a game	17, vs. K-State (2/20)	19, Yale (2/25)
BB in a game	12, two times	9, two times

TEAM PITCHING

	AUBURN	OPPONENT
K in a game	19, vs. Yale (2/25)	17, K-State (2/20)
BB in a game	9, two times	12, two times
Pitchers used	9, vs. S. Alabama (3/22)	10, UAB (3/2)
Total Quality Starts	8	2

TEAM FIELDING

	AUBURN	OPPONENT
Errors in a game	5, vs. Ole Miss (3/17)	5, Alabama State (3/1)
DP turned in a game	3, two times	2, four times

IND. BATTING

	AUBURN	OPPONENT
Hits in a game	4, three times	5, Bulger [Vandy] (4/9)
Runs in a game	4, three times	4, two times
2B in a game	2, seven times	3, Keegan [Vandy] (4/9)
3B in a game	1, seven times	1, Swank [Yale] (G1 - 2/26)
HR in a game	2, DiChiara vs. Vandy (4/10)	2, three times
RBI in a game	6, Ware, two times	4, Elko [OM] (3/19)
XBH in a game	3, two times	3, two times
SB in a game	2, Rambusch, two times	3, Swank [Yale] (G1 - 2/26)
BB in a game	4, DiChiara at MSU (4/16)	4, Sanders [MTSU] (G2 - 3/13)
HBP in a game	2, four times	2, three times
K in a game	4, three times	4, three times
Hitting Streak	17, Rambusch (3/5-4/1)	3, 20 times
Consec. G w/HR	3, DiChiara vs. Troy/Yale (2/23-25)	2, three times

IND. PITCHING

	AUBURN	OPPONENT
K by a starter	11, Armstrong vs. Yale (2/25)	12, Johnson [MSU] (4/15)
K by a reliever	6, two times	6, two times
BB by a starter	6, Mullins vs. Vandy (4/8)	5, Picone [URI] (G1 - 3/5)
BB by a reliever	4, two times	6, Capell [Yale] (G2 - 2/26)
IP by a starter	9.0, Gonzalez vs. Vandy (4/10)	7.0, two times
IP by a reliever	5.2, Skipper vs. MTSU (3/11)	5.0, Gilreath [USC] (4/22)

MISCELLANEOUS

	AUBURN
Biggest comeback win	6, vs. S. Alabama (3/22)
Biggest blown lead loss	4, at Texas A&M (3/26)
Largest margin of victory	16, vs. Rhode Island (G1 - 3/5)
Largest margin of defeat	15, vs. Vandy (4/9)
Longest game, Time	4:09, vs. S. Alabama (3/22)
Longest game, Time (9 inn)	4:09, vs. S. Alabama (3/22)
Shortest game, Time (9 inn)	2:29, vs. South Carolina (4/24)
Longest game, Innings	11, at Texas A&M (3/26)
Largest crowd, Home	4,096, four times
Largest crowd, Road	12,346, at MSU (4/15)
Largest crowd, Neutral	10,515, vs. Texas Tech (2/19)

STARTS BY ORDER

LEADOFF

Blake Rambusch	42	30-12
----------------	----	-------

2ND SPOT

Kason Howell	36	25-11
Brody Moore	6	5-1

3RD SPOT

Sonny DiChiara	36	27-9
Ryan Dyal	4	2-2
Cam Hill	2	2-0

CLEANUP

Brooks Carlson	20	15-5
Ryan Dyal	9	7-2
Cam Hill	8	6-2
Brody Moore	3	2-1
Sonny DiChiara	2	0-2

5TH SPOT

Brody Moore	17	11-6
Bryson Ware	8	5-3
Cam Hill	5	4-1
Cole Foster	3	3-0
Nate LaRue	3	2-1
Ryan Dyal	2	2-0
Kason Howell	2	2-0
Brooks Carlson	1	0-1
Bobby Peirce	1	1-0

6TH SPOT

Brody Moore	8	6-2
Bryson Ware	7	5-2
Cole Foster	6	5-1
Bobby Peirce	6	4-2
Mike Bello	5	3-2
Ryan Dyal	4	3-1
Cam Hill	2	1-1
Kason Howell	2	1-1
Brooks Carlson	1	1-0
Garrett Farquhar	1	1-0

7TH SPOT

Cole Foster	8	5-3
Brody Moore	7	5-2
Nate LaRue	6	4-2
Bobby Peirce	5	4-1
Bryson Ware	5	5-0
Ryan Dyal	3	3-0
Cam Hill	3	2-1
Mike Bello	1	1-0
Brayton Brown	1	0-1
Brooks Carlson	1	0-1
Garrett Farquhar	1	0-1
Kason Howell	1	1-0

8TH SPOT

Cole Foster	15	10-5
Nate LaRue	9	6-3
Ryan Dyal	4	2-2
Garrett Farquhar	4	3-1
Mike Bello	3	3-0
Brayton Brown	2	2-0
Cam Hill	1	0-1
Kason Howell	1	1-0
Bobby Peirce	1	1-0
Bryson Ware	2	2-0

9TH SPOT

Jake Wyandt	13	11-2
Mike Bello	9	5-4
Josh Hall	6	4-2
Garrett Farquhar	5	3-2
Cole Foster	3	3-0
Bobby Peirce	2	1-1
Nate LaRue	2	2-0
Ryan Dyal	1	1-0
Mason Land	1	0-1

AUBURN 2022 GAME-BY-GAME STARTING LINEUPS

DATE	OPP	1	2	3	4	5	6	7	8	9	SP
2/18	vs. Oklahoma	Rambusch	Howell	Dyal	DiChiara	Moore	Ware	Hill	Foster	Farquhar	Sheehan
2/19	vs. Texas Tech	Rambusch	Moore	DiChiara	Dyal	Howell	Ware	Foster	Farquhar	Wyandt	Gonzalez
2/20	vs. Kansas State	Rambusch	Moore	DiChiara	Dyal	LaRue	Howell	Foster	Brown	Hall	Bright
2/23	Troy	Rambusch	Howell	DiChiara	Dyal	Moore	Ware	Foster	Brown	Wyandt	Sheehan
2/25	Yale	Rambusch	Moore	DiChiara	Dyal	LaRue	Ware	Foster	Howell	Hall	Armstrong
2/26	Yale - G1	Rambusch	Moore	DiChiara	Dyal	Ware	Foster	Howell	Farquhar	Wyandt	Gonzalez
2/26	Yale - G2	Rambusch	Moore	DiChiara	Dyal	LaRue	Howell	Brown	Foster	Hall	Bright
3/1	Alabama State	Rambusch	Moore	DiChiara	Dyal	Howell	Ware	Hill	Foster	Wyandt	Copeland
3/2	UAB	Rambusch	Howell	DiChiara	Hill	Foster	Farquhar	Ware	Dyal	Wyandt	Barnett
3/4	Rhode Island	Rambusch	Howell	DiChiara	Hill	Moore	Ware	Dyal	Foster	Hall	Armstrong
3/5	Rhode Island - G1	Rambusch	Howell	DiChiara	Carlson	Ware	Dyal	Moore	Foster	Wyandt	Gonzalez
3/5	Rhode Island - G2	Rambusch	Howell	DiChiara	Hill	Ware	Moore	Dyal	Foster	Wyandt	Bright
3/6	Rhode Island	Rambusch	Howell	Hill	Carlson	Moore	Dyal	Ware	Foster	Wyandt	Mullins
3/8	vs. Tennessee Tech	Rambusch	Howell	Hill	Carlson	Moore	Dyal	Ware	Foster	Wyandt	Barnett
3/11	Middle Tennessee	Rambusch	Howell	Dyal	Carlson	Ware	Hill	Moore	Foster	Hall	Armstrong
3/13	Middle Tennessee - G1	Rambusch	Howell	Dyal	Carlson	Ware	Hill	Moore	Foster	Wyandt	Gonzalez
3/13	Middle Tennessee - G2	Rambusch	Howell	Dyal	DiChiara	Ware	Moore	Farquhar	Hill	Wyandt	Bright
3/17	Ole Miss*	Rambusch	Howell	DiChiara	Carlson	Hill	Ware	Moore	Dyal	Wyandt	Barnett
3/18	Ole Miss*	Rambusch	Howell	DiChiara	Dyal	Ware	Moore	Hill	Farquhar	Bello	Mullins
3/19	Ole Miss*	Rambusch	Howell	DiChiara	Dyal	Ware	Moore	Carlson	Farquhar	Bello	Bright
3/22	vs. South Alabama	Rambusch	Howell	DiChiara	Carlson	Dyal	Moore	Ware	Bello	Farquhar	Barnett
3/25	at Texas A&M*	Rambusch	Howell	DiChiara	Carlson	Dyal	Moore	LaRue	Bello	Farquhar	Mullins
3/26	at Texas A&M*	Rambusch	Howell	DiChiara	Hill	Moore	Dyal	LaRue	Foster	Bello	Bright
3/27	at Texas A&M*	Rambusch	Howell	DiChiara	Carlson	Moore	Bello	Ware	LaRue	Foster	Sheehan
3/29	Jacksonville State	Rambusch	Howell	DiChiara	Hill	Moore	Bello	Foster	Dyal	Land	Armstrong
3/31	at LSU*	Rambusch	Howell	DiChiara	Hill	Moore	Bello	LaRue	Foster	Hall	Mullins
4/1	at LSU*	Rambusch	Howell	DiChiara	Moore	Carlson	Bello	LaRue	Foster	Peirce	Bright
4/2	at LSU*	Rambusch	Howell	DiChiara	Moore	Foster	Bello	LaRue	Dyal	Peirce	Gonzalez
4/5	at UAB	Rambusch	Howell	DiChiara	Moore	Foster	Carlson	Bello	Peirce	LaRue	Barnett
4/8	Vanderbilt*	Rambusch	Howell	DiChiara	Carlson	Moore	Foster	Peirce	LaRue	Bello	Mullins
4/9	Vanderbilt*	Rambusch	Howell	DiChiara	Carlson	Moore	Foster	Peirce	LaRue	Farquhar	Bright
4/10	Vanderbilt*	Rambusch	Howell	DiChiara	Carlson	Moore	Foster	Peirce	LaRue	Bello	Gonzalez
4/12	Samford	Rambusch	Howell	DiChiara	Hill	Moore	Foster	Peirce	Bello	Wyandt	Barnett
4/14	at Mississippi State*	Rambusch	Howell	DiChiara	Carlson	Moore	Peirce	Foster	LaRue	Bello	Mullins
4/15	at Mississippi State*	Rambusch	Howell	DiChiara	Carlson	Moore	Peirce	Foster	LaRue	Bello	Bright
4/16	at Mississippi State*	Rambusch	Howell	DiChiara	Hill	Moore	Foster	Peirce	LaRue	Bello	Gonzalez
4/19	Alabama State	Rambusch	Howell	DiChiara	Carlson	Moore	Peirce	Dyal	Ware	Farquhar	Barnett
4/20	Kennesaw State	Rambusch	Howell	DiChiara	Carlson	Hill	Peirce	Moore	Foster	Dyal	Copeland
4/22	South Carolina*	Rambusch	Howell	DiChiara	Carlson	Hill	Peirce	Moore	Foster	LaRue	Mullins
4/23	South Carolina*	Rambusch	Howell	DiChiara	Carlson	Peirce	Moore	LaRue	Ware	Foster	Bright
4/24	South Carolina*	Rambusch	Howell	DiChiara	Carlson	Hill	Moore	Foster	LaRue	Bello	Gonzalez
4/26	at Jacksonville State	Rambusch	Howell	DiChiara	Carlson	Hill	Peirce	Moore	LaRue	Foster	Barnett
4/29	at Tennessee*										
4/30	at Tennessee*										
5/1	at Tennessee*										
5/6	Arkansas*										
5/7	Arkansas*										
5/8	Arkansas*										
5/10	at Troy										
5/13	Alabama*										
5/14	Alabama*										
5/15	Alabama*										
5/17	at Samford										
5/19	at Kentucky*										
5/20	at Kentucky*										
5/21	at Kentucky*										

* - SEC Game

AUBURN 2021 GAME-BY-GAME STARTERS

DATE	OPP	SP	C	1B	2B	3B	SS	LF	CF	RF	DH
2/18	vs. Oklahoma	Sheehan	Dyal	DiChiara	Foster	Farquhar	Moore	Ware	Howell	Rambusch	Hill
2/19	vs. Texas Tech	Gonzalez	Wyandt	DiChiara	Foster	Farquhar	Moore	Ware	Howell	Rambusch	Dyal
2/20	vs. Kansas State	Bright	Dyal	DiChiara	Foster	Rambusch	Moore	Brown	Howell	Hall	LaRue
2/23	Troy	Sheehan	Wyandt	DiChiara	Foster	Rambusch	Moore	Brown	Howell	Ware	Dyal
2/25	Yale	Armstrong	Dyal	DiChiara	Foster	Rambusch	Moore	Hall	Howell	Ware	LaRue
2/26	Yale - G1	Gonzalez	Wyandt	DiChiara	Foster	Farquhar	Moore	Ware	Howell	Rambusch	Dyal
2/26	Yale - G2	Bright	Dyal	DiChiara	Foster	Rambusch	Moore	Brown	Howell	Hall	LaRue
3/1	Alabama State	Copeland	Wyandt	DiChiara	Foster	Rambusch	Moore	Dyal	Howell	Ware	Hill
3/2	UAB	Barnett	Wyandt	DiChiara	Foster	Rambusch	Farquhar	Dyal	Howell	Ware	Hill
3/4	Rhode Island	Armstrong	Dyal	DiChiara	Foster	Rambusch	Moore	Hall	Howell	Ware	Hill
3/5	Rhode Island - G1	Gonzalez	Wyandt	DiChiara	Foster	Rambusch	Moore	Dyal	Howell	Ware	Carlson
3/5	Rhode Island - G2	Bright	Wyandt	DiChiara	Foster	Rambusch	Moore	Dyal	Howell	Ware	Hill
3/6	Rhode Island	Mullins	Wyandt	Hill	Foster	Rambusch	Moore	Dyal	Howell	Ware	Carlson
3/8	vs. Tennessee Tech	Barnett	Wyandt	Hill	Foster	Rambusch	Moore	Dyal	Howell	Ware	Carlson
3/11	Middle Tennessee	Armstrong	Dyal	Hill	Foster	Rambusch	Moore	Hall	Howell	Ware	Carlson
3/13	Middle Tennessee - G1	Gonzalez	Wyandt	Hill	Foster	Rambusch	Moore	Dyal	Howell	Ware	Carlson
3/13	Middle Tennessee - G2	Bright	Wyandt	Hill	Farquhar	Rambusch	Moore	Dyal	Howell	Ware	DiChiara
3/17	Ole Miss*	Barnett	Wyandt	DiChiara	Carlson	Rambusch	Moore	Dyal	Howell	Ware	Hill
3/18	Ole Miss*	Mullins	Dyal	DiChiara	Farquhar	Rambusch	Moore	Bello	Howell	Ware	Hill
3/19	Ole Miss*	Bright	Dyal	DiChiara	Farquhar	Rambusch	Moore	Bello	Howell	Ware	Carlson
3/22	vs. South Alabama	Barnett	Dyal	DiChiara	Farquhar	Rambusch	Moore	Bello	Howell	Ware	Carlson
3/25	at Texas A&M*	Mullins	LaRue	DiChiara	Farquhar	Rambusch	Moore	Dyal	Howell	Bello	Carlson
3/26	at Texas A&M*	Bright	LaRue	DiChiara	Foster	Rambusch	Moore	Dyal	Howell	Bello	Hill
3/27	at Texas A&M*	Sheehan	LaRue	DiChiara	Foster	Rambusch	Moore	Bello	Howell	Ware	Carlson
3/29	Jacksonville State	Armstrong	Dyal	DiChiara	Foster	Rambusch	Moore	Land	Howell	Bello	Hill
3/31	at LSU*	Mullins	LaRue	DiChiara	Foster	Rambusch	Moore	Bello	Howell	Hall	Hill
4/1	at LSU*	Bright	LaRue	DiChiara	Foster	Rambusch	Moore	Bello	Howell	Peirce	Carlson
4/2	at LSU*	Gonzalez	LaRue	DiChiara	Foster	Rambusch	Moore	Bello	Howell	Peirce	Dyal
4/5	at UAB	Barnett	LaRue	DiChiara	Foster	Rambusch	Moore	Bello	Howell	Peirce	Carlson
4/8	Vanderbilt*	Mullins	LaRue	DiChiara	Foster	Rambusch	Moore	Bello	Howell	Peirce	Carlson
4/9	Vanderbilt*	Bright	LaRue	DiChiara	Foster	Farquhar	Moore	Peirce	Howell	Rambusch	Carlson
4/10	Vanderbilt*	Gonzalez	LaRue	DiChiara	Foster	Rambusch	Moore	Bello	Howell	Peirce	Carlson
4/12	Samford	Barnett	Wyandt	DiChiara	Foster	Rambusch	Moore	Bello	Howell	Peirce	Hill
4/14	at Mississippi State*	Mullins	LaRue	DiChiara	Foster	Rambusch	Moore	Bello	Howell	Peirce	Carlson
4/15	at Mississippi State*	Bright	LaRue	DiChiara	Foster	Rambusch	Moore	Bello	Howell	Peirce	Carlson
4/16	at Mississippi State*	Gonzalez	LaRue	DiChiara	Foster	Rambusch	Moore	Bello	Howell	Peirce	Hill
4/19	Alabama State	Barnett	Dyal	DiChiara	Farquhar	Rambusch	Moore	Ware	Howell	Peirce	Carlson
4/20	Kennesaw State	Copeland	Dyal	DiChiara	Foster	Rambusch	Moore	Carlson	Howell	Peirce	Hill
4/22	South Carolina*	Mullins	LaRue	DiChiara	Foster	Rambusch	Moore	Carlson	Howell	Peirce	Hill
4/23	South Carolina*	Bright	LaRue	DiChiara	Foster	Rambusch	Moore	Ware	Howell	Peirce	Carlson
4/24	South Carolina*	Gonzalez	LaRue	DiChiara	Foster	Rambusch	Moore	Carlson	Howell	Bello	Hill
4/26	at Jacksonville State	Barnett	LaRue	DiChiara	Foster	Rambusch	Moore	Carlson	Howell	Peirce	Hill
4/29	at Tennessee*										
4/30	at Tennessee*										
5/1	at Tennessee*										
5/6	Arkansas*										
5/7	Arkansas*										
5/8	Arkansas*										
5/10	at Troy										
5/13	Alabama*										
5/14	Alabama*										
5/15	Alabama*										
5/17	at Samford										
5/19	at Kentucky*										
5/20	at Kentucky*										
5/21	at Kentucky*										

* - SEC Game

OVERALL STATS



**2022 Auburn Baseball
Overall Statistics for Auburn (as of Apr 26, 2022)
(All games Sorted by Batting avg)**



Record: 30-12 Home: 19-7 Away: 7-4 Neutral: 4-1 SEC: 11-7

Player	avg	gp-gs	ab	r	h	2b	3b	hr	rbi	tb	slg%	bb	hp	so	gdp	ob%	sf	sh	sb-att	po	a	e	fld%	
17 DiChiara, Sonny	.448	38-38	125	38	56	15	0	12	38	107	.856	45	6	24	2	.601	2	0	0-0	260	16	4	.986	
1 Rambusch, Blake	.379	42-42	174	37	66	9	1	2	29	83	.477	17	11	21	1	.456	4	2	11-16	26	76	5	.953	
16 Hill, Cam	.309	28-21	81	14	25	7	0	0	16	32	.395	10	1	24	0	.387	1	0	0-1	31	1	0	1.000	
5 Howell, Kason	.305	42-42	167	35	51	14	2	2	26	75	.449	19	8	33	1	.396	3	1	8-9	97	1	2	.980	
19 Carlson, Brooks	.303	30-23	99	23	30	3	0	3	19	42	.424	12	2	26	4	.389	0	0	0-0	4	0	1	.800	
4 Moore, Brody	.278	41-41	158	29	44	8	0	3	24	61	.386	19	2	25	2	.357	3	1	3-5	41	93	2	.985	
7 Foster, Cole	.258	36-35	120	25	31	4	0	6	26	53	.442	19	6	32	2	.384	1	0	0-1	56	88	5	.966	
8 Ware, Bryson	.238	37-22	84	20	20	8	1	1	19	33	.393	11	2	31	1	.337	1	0	4-4	39	3	0	1.000	
6 Dyal, Ryan	.227	28-27	88	23	20	4	0	4	26	36	.409	16	7	28	2	.381	2	1	0-0	135	4	2	.986	
28 LaRue, Nate	.211	29-20	76	13	16	3	0	4	21	31	.408	7	2	32	0	.278	5	1	2-2	195	15	1	.995	

27 Peirce, Bobby	.333	25-15	66	11	22	2	3	2	11	36	.545	6	2	14	1	.400	1	0	2-3	27	1	1	.966	
72 Moss, Brody	.333	5-0	3	0	1	0	0	0	1	1	.333	0	0	1	0	.250	1	0	0-0	0	1	0	1.000	
2 Hall, Josh	.269	18-6	26	5	7	1	0	0	2	8	.308	5	0	10	0	.387	0	0	1-1	7	0	0	1.000	
31 Bello, Mike	.239	30-18	67	13	16	3	0	1	8	22	.328	12	1	15	0	.363	0	1	1-1	29	0	1	.967	
50 Wyandt, Jake	.237	19-13	38	8	9	1	0	1	12	13	.342	4	2	14	0	.333	1	1	1-1	118	11	3	.977	
11 Farquhar, Garrett	.217	27-11	46	12	10	1	0	2	8	17	.370	4	3	4	1	.321	0	0	0-0	19	26	0	1.000	
37 Land, Mason	.188	17-1	16	2	3	0	0	0	1	3	.188	3	1	3	0	.350	0	1	0-0	4	4	0	1.000	
Brown, B.	.167	6-3	12	2	2	0	0	0	3	2	.167	2	2	7	0	.375	0	1	0-0	5	0	0	1.000	
51 Burk, Luke	.125	11-0	8	1	1	0	0	0	0	1	.125	0	0	6	0	.125	0	0	0-0	18	0	0	1.000	
13 Schorr, Ben	.000	2-0	1	0	0	0	0	0	0	0	.000	0	0	0	0	.000	0	0	0-0	1	0	0	1.000	
Totals	.296	42	1455	311	430	83	7	43	290	656	.451	211	58	350	17	.400	25	10	33-44	1128	381	31	.980	
Opponents	.245	42	1408	200	345	75	1	39	181	539	.383	172	39	439	28	.340	18	11	22-33	1076	371	38	.974	

LOB - Team (373), Opp (322). DPs turned - Team (35), Opp (21). CI - Team (2), Dyal, R. 1, LaRue, N. 1, Opp (1). IBB - Team (14), DiChiara, S. 10, Dyal, R. 2, Rambusch, B. 1, Hill, C. 1, Opp (4). Picked off - Rambusch, B. 1.

(All games Sorted by Earned run avg)

Player	era	w-l	app	gs	cg	sho	sv	ip	h	r	er	bb	so	2b	3b	hr	b/avg	wp	hp	bk	sfa	sha		
45 Gonzalez, Joseph	1.71	6-0	9	8	1	0/2	0	47.1	46	10	9	7	34	5	1	2	.258	2	3	0	2	2		
40 Burkhalter, Blake	2.87	4-1	20	0	0	0/1	11	31.1	17	12	10	7	48	2	0	4	.156	2	3	0	1	2		
29 Skipper, Carson	3.00	4-0	15	0	0	0/1	0	36.0	29	17	12	6	34	8	0	6	.220	3	2	0	2	1		
20 Mullins, Hayden	3.55	2-1	10	7	0	0/0	0	33.0	22	14	13	24	42	3	0	4	.196	3	9	0	3	2		
18 Barnett, Mason	4.19	2-1	13	8	0	0/0	0	38.2	37	19	18	18	50	9	0	4	.253	4	3	0	2	0		
21 Bright, Trace	4.24	2-4	10	10	0	0/1	0	51.0	46	28	24	23	55	10	0	4	.241	4	2	0	1	0		

16 Hill, Cam	0.00	0-0	2	0	0	0/1	0	1.1	0	0	0	0	1	0	0	0	.000	0	1	0	0	0		
28 LaRue, Nate	1.69	0-0	5	0	0	0/0	0	5.1	7	1	1	3	4	0	0	1	.318	1	0	0	0	0		
46 Allsup, Chase	2.08	1-0	13	0	0	0/1	1	17.1	12	8	4	10	25	3	0	3	.194	3	4	0	3	0		
54 Copeland, Konner	2.16	2-0	5	2	0	0/0	0	8.1	10	3	2	4	11	1	0	0	.313	0	0	0	0	1		
41 Armstrong, John	3.00	0-0	10	0	0	0/1	0	6.0	6	6	2	6	8	1	0	0	.273	3	0	0	1	1		
34 Bosse, Ben	3.86	0-0	7	0	0	0/2	0	4.2	4	3	2	2	6	0	0	0	.235	3	1	1	0	0		
52 Armstrong, Jordan	4.32	3-1	11	4	0	0/1	1	25.0	28	14	12	13	38	8	0	2	.277	3	4	1	0	0		
9 Granzow, Cade	4.91	0-0	7	0	0	0/1	0	7.1	9	4	4	4	4	2	0	1	.333	2	1	0	2	0		
32 Swilling, Carson	5.68	1-2	13	0	0	0/1	0	19.0	19	12	12	11	25	6	0	2	.264	4	2	0	0	0		
47 Sheehan, Tommy	7.23	1-0	9	3	0	0/0	1	18.2	18	16	15	14	17	5	0	1	.257	2	1	0	1	0		
23 Carlson, Parker	8.59	1-1	5	0	0	0/0	0	7.1	8	7	7	3	10	1	0	3	.267	2	0	0	0	0		
57 Drabick, Tyler	9.00	1-0	7	0	0	0/1	0	7.0	9	9	7	5	13	1	0	2	.310	2	2	0	0	2		
22 Wade, Garrett	10.80	0-0	4	0	0	0/0	0	1.2	0	2	2	3	3	0	0	0	.000	1	0	0	0	0		
43 Isbell, Chase	11.05	0-1	7	0	0	0/0	0	7.1	12	9	9	5	8	7	0	0	.353	2	1	0	0	0		
14 Fuller, Brooks	23.14	0-0	4	0	0	0/0	0	2.1	6	6	6	4	3	3	0	0	.462	0	0	0	0	0		
Totals	4.05	30-12	42	42	1	4/4	14	376.0	345	200	169	172	439	75	1	39	.245	46	39	2	18	11		
Opponents	6.78	12-30	42	42	0	1/1	3	358.2	430	311	270	211	350	83	7	43	.296	55	58	7	25	10		

PB - Team (7), Dyal, R. 3, LaRue, N. 2, Wyandt, J. 2, Opp (12). Pickoffs - Team (4), Wyandt, J. 2, Mullins, H. 1, Allsup, C. 1, Opp (1). SBA/ATT - Wyandt, J. (8-12), Dyal, R. (11-12), LaRue, N. (3-8), Bright, T. (4-6), Barnett, M. (4-5), Skipper, C. (3-4), Armstrong (2-4), Allsup, C. (2-3), Granzow, C. (2-2), Gonzalez, J. (2-2), Mullins, H. (0-2), Carlson, P. (1-1), Sheehan, T. (1-1), Swilling, C. (0-1), Armstrong, J (1-1), Copeland, K. (0-1).

SEC STATS



**2022 Auburn Baseball
Conference statistics for Auburn (as of Apr 24, 2022)
(SEC games only Sorted by Batting avg)**



Record: 11-7 Home: 6-3 Away: 5-4 SEC: 11-7

Player	avg	gp-gs	ab	r	h	2b	3b	hr	rbi	tb	slg%	bb	hp	so	gdp	ob%	sf	sh	sb-att	po	a	e	fld%	
17 DiChiara, Sonny	.426	18-18	61	15	26	3	0	7	20	50	.820	25	1	15	2	.591	1	0	0-0	136	11	4	.974	
1 Rambusch, Blake	.416	18-18	77	13	32	8	0	0	13	40	.519	7	4	9	0	.483	1	1	5-6	13	40	4	.930	
7 Foster, Cole	.314	14-14	51	15	16	2	0	5	8	33	.647	7	1	16	1	.400	1	0	0-0	25	38	3	.955	
27 Peirce, Bobby	.308	13-10	39	6	12	1	1	1	3	18	.462	4	0	7	1	.372	0	0	0-0	13	1	1	.933	
19 Carlson, Brooks	.291	16-13	55	7	16	2	0	1	9	21	.382	7	0	12	3	.371	0	0	0-0	4	0	1	.800	
5 Howell, Kason	.272	18-18	81	12	22	5	0	1	9	30	.370	6	2	18	1	.337	0	0	4-5	42	1	1	.977	
4 Moore, Brody	.250	18-18	72	9	18	2	0	1	9	23	.319	7	1	11	1	.317	2	0	2-4	21	46	1	.985	
31 Bello, Mike	.250	15-14	48	12	12	2	0	1	5	17	.354	7	1	11	0	.357	0	1	1-1	18	0	1	.947	
28 LaRue, Nate	.192	16-15	52	9	10	3	0	4	14	25	.481	5	2	21	0	.283	1	1	1-1	140	13	1	.994	

2 Hall, Josh	.333	5-1	6	2	2	0	0	0	2	2	.333	2	0	2	0	.500	0	0	0-0	4	0	0	1.000	
16 Hill, Cam	.226	10-7	31	3	7	3	0	0	4	10	.323	1	0	10	0	.250	0	0	0-0	0	0	0	.000	
6 Dyal, Ryan	.182	7-6	22	3	4	0	0	1	4	7	.318	5	0	8	1	.333	0	1	0-0	27	1	0	1.000	
37 Land, Mason	.143	6-0	7	1	1	0	0	0	1	1	.143	0	1	2	0	.250	0	1	0-0	3	0	0	1.000	
11 Farquhar, Garrett	.133	9-4	15	2	2	0	0	0	2	2	.133	1	1	2	0	.235	0	0	0-0	9	8	0	1.000	
8 Ware, Bryson	.091	14-5	22	2	2	2	0	0	2	4	.182	2	0	13	1	.167	0	0	0-0	11	2	0	1.000	
50 Wyandt, Jake	.000	3-1	1	0	0	0	0	0	0	0	.000	0	0	1	0	.000	0	1	0-0	9	4	2	.867	
51 Burk, Luke	.000	1-0	0	0	0	0	0	0	0	0	.000	0	0	0	0	.000	0	0	0-0	1	0	0	1.000	
Totals	.284	18	640	111	182	33	1	22	105	283	.442	86	14	158	11	.378	6	6	13-17	486	180	21	.969	
Opponents	.287	18	637	119	183	40	0	27	109	304	.477	72	19	177	18	.370	12	4	5-15	477	166	15	.977	

LOB - Team (164), Opp (140). DPs turned - Team (18), Opp (11). CI - Team (1), LaRue, N. 1. IBB - Team (8), DiChiara, S. 6, Dyal, R. 1, Rambusch, B. 1, Opp (4).

(SEC games only Sorted by Earned run avg)

Player	era	w-l	app	gs	cg	sho	sv	ip	h	r	er	bb	so	2b	3b	hr	b/avg	wp	hp	bk	sfa	sha		
45 Gonzalez, Joseph	1.80	4-0	4	4	1	0/1	0	30.0	31	7	6	2	19	4	0	2	.261	1	1	0	1	0		
20 Mullins, Hayden	3.16	1-0	6	6	0	0/0	0	25.2	17	10	9	19	34	2	0	3	.195	3	7	0	3	1		
29 Skipper, Carson	4.43	3-0	10	0	0	0/1	0	20.1	18	14	10	3	18	4	0	5	.240	2	2	0	1	1		
40 Burkhalter, Blake	5.40	0-1	11	0	0	0/1	8	15.0	12	10	9	6	25	1	0	4	.222	1	1	0	1	2		
21 Bright, Trace	6.75	0-4	6	6	0	0/0	0	28.0	34	24	21	15	32	8	0	4	.296	1	2	0	1	0		

28 LaRue, Nate	0.00	0-0	1	0	0	0/0	0	1.2	1	0	0	1	0	0	0	0	.167	1	0	0	0	0		
54 Copeland, Konner	0.00	0-0	2	0	0	0/0	0	0.2	0	0	0	0	1	0	0	0	.000	0	0	0	0	0		
52 Armstrong, Jordan	2.08	1-0	3	0	0	0/0	0	4.1	8	1	1	0	7	2	0	0	.421	1	0	1	0	0		
46 Allsup, Chase	5.40	1-0	4	0	0	0/0	0	3.1	2	5	2	3	2	0	0	1	.182	0	2	0	2	0		
32 Swilling, Carson	7.20	1-0	6	0	0	0/0	0	10.0	14	8	8	2	10	4	0	2	.341	2	2	0	0	0		
18 Barnett, Mason	9.00	0-1	3	1	0	0/0	0	8.0	11	8	8	5	12	3	0	3	.333	3	0	0	1	0		
9 Granzow, Cade	13.50	0-0	2	0	0	0/0	0	2.0	4	3	3	3	0	2	0	1	.444	0	0	0	1	0		
43 Isbell, Chase	16.20	0-1	4	0	0	0/0	0	5.0	11	9	9	3	6	6	0	0	.423	2	1	0	0	0		
47 Sheehan, Tommy	18.00	0-0	4	1	0	0/0	0	6.0	12	13	12	7	6	4	0	0	.444	0	1	0	1	0		
57 Drabick, Tyler	18.00	0-0	2	0	0	0/0	0	2.0	6	4	4	1	5	0	0	2	.500	0	0	0	0	0		
41 Armstrong, John	99.00	0-0	1	0	0	0/0	0	0.0	2	3	2	2	0	0	0	0	1.000	1	0	0	0	0		
Totals	5.67	11-7	18	18	1	1/1	8	162.0	183	119	102	72	177	40	0	27	.287	18	19	1	12	4		
Opponents	5.77	7-11	18	18	0	0/0	1	159.0	182	111	102	86	158	33	1	22	.284	18	14	2	6	6		

PB - Team (5), Wyandt, J. 2, LaRue, N. 2, Dyal, R. 1, Opp (4). SBA/ATT - LaRue, N. (1-6), Dyal, R. (3-4), Bright, T. (3-4), Wyandt, J. (1-4), Mullins, H. (0-2), Armstrong (0-2), Skipper, C. (1-2), Copeland, K. (0-1), Swilling, C. (0-1), Granzow, C. (1-1), Barnett, M. (0-1), Allsup, C. (0-1).

GAME SUMMARY



**2022 Auburn Baseball
Games Summary for Auburn (as of Apr 27, 2022)
(All games)**



Score by innings	1	2	3	4	5	6	7	8	9	EX	Total
Auburn	37	38	47	33	44	31	36	35	7	3	311
Opponents	26	18	11	22	24	33	34	16	13	3	200

Record when ...

Overall	30-12	After 6 leading	22-2
Conference	11-7 trailing	4-7
Non-Conference	19-5 tied	4-3
Home games	19-7	After 7 leading	24-2
Away games	7-4 trailing	3-8
Neutral site	4-1 tied	2-1
Day games	12-7	After 8 leading	26-2
Night games	18-5 trailing	2-8
vs Left starter	6-3 tied	1-1
vs Right starter	24-9		
1-Run games	8-4	Hit 0 home runs	12-6
2-Run games	4-1	... 1 home run	7-1
5+Run games	12-4	... 2+ home runs	11-5
Extra innings	3-3		
Shutouts	4-1	Opponent 0 home runs	17-2
	 1 home run	8-5
	 2+ HRs	5-5
Scoring 0-2 runs	2-4		
..... 3-5 runs	5-5		
..... 6-9 runs	11-3	Made 0 errors	14-3
..... 10+ runs	12-0 1 error	14-8
	 2+ errors	2-1
Opponent 0-2 runs	15-0		
..... 3-5 runs	10-5	Opp. made 0 errors	13-4
..... 6-9 runs	4-3 1 error	8-8
..... 10+ runs	1-4 2+ errors	9-0
Scored in 1st inning	10-4	Out-hit opponent	20-4
Opp. scored in 1st	11-6	Out-hit by opponent	6-7
Scores first	16-3	Hits are tied	4-1
Opp. scores first	14-9		

Record when team scores:

Runs	0	1	2	3	4	5	6	7	8	9	10+
W-L	0-1	0-0	2-3	1-1	3-3	1-1	6-2	1-0	3-1	1-0	12-0

Record when opponent scores:

Runs	0	1	2	3	4	5	6	7	8	9	10+
W-L	4-0	8-0	3-0	3-1	3-1	4-3	1-0	2-1	0-0	1-2	1-4

Record when leading after:

Inn.	1	2	3	4	5	6	7	8
W-L	8-3	15-3	19-3	21-1	25-1	22-2	24-2	26-2

Record when trailing after:

Inn.	1	2	3	4	5	6	7	8
W-L	8-5	8-5	4-6	4-7	2-8	4-7	3-8	2-8

Record when tied after:

Inn.	1	2	3	4	5	6	7	8
W-L	14-4	7-4	7-3	5-4	3-3	4-3	2-1	1-1

Current winning streak: 7

Longest winning streak: 7

Longest losing streak: 2

Home attendance : 92243 (26 dates avg = 3547)

Away attendance : 97069 (16 dates avg = 6066)

Total attendance: 189312 (42 dates avg = 4507)

CAREER vs TENNESSEE



**Individual Career History
vs Tennessee**



Fuller, Brooks

Year	avg	gp-gs	ab	r	h	2b	3b	hr	rbi	tb	slg%	bb	hbp	so	gdp	ob%	sf	sh	sb-att	po	a	e	fld%
2019	.000	0-0	0	0	0	0	0	0	0	0	.000	0	0	0	0	.000	0	0	0-0	1	0	0	1.000
TOTAL	.000	0-0	0	0	0	0	0	0	0	0	.000	0	0	0	0	.000	0	0	0-0	1	0	0	1.000

Year	era	w-l	app	gs	cq	sho	sv	ip	h	r	er	bb	so	2b	3b	hr	bf	bavq	wp	hbp	bk	sfa	sha
2019	2.45	1-0	1	0	0	0/0	0	3.2	2	1	1	2	3	0	0	0	15	.154	0	0	0	0	0
TOTAL	2.45	1-0	1	0	0	0/0	0	3.2	2	1	1	2	3	0	0	0	15	.154	0	0	0	0	0

Howell, Kason

Year	avg	gp-gs	ab	r	h	2b	3b	hr	rbi	tb	slg%	bb	hbp	so	gdp	ob%	sf	sh	sb-att	po	a	e	fld%
2019	.231	4-4	13	3	3	1	0	0	0	4	.308	1	1	5	0	.333	0	0	2-2	13	0	0	1.000
TOTAL	.231	4-4	13	3	3	1	0	0	0	4	.308	1	1	5	0	.333	0	0	2-2	13	0	0	1.000

Skipper, Carson

Year	avg	gp-gs	ab	r	h	2b	3b	hr	rbi	tb	slg%	bb	hbp	so	gdp	ob%	sf	sh	sb-att	po	a	e	fld%
2019	3.00	0-0	1	1	0	0/0	0	3.0	3	2	1	1	1	0	1	0	13	.250	0	0	0	0	0
TOTAL	3.00	0-0	1	1	0	0/0	0	3.0	3	2	1	1	1	0	1	0	13	.250	0	0	0	0	0

TV/RADIO ROSTER



1 BLAKE RAMBUSCH



2 JOSH HALL



4 BRODY MOORE



5 KASON HOWELL



6 RYAN DYAL



7 COLE FOSTER



8 BRYSON WARE



9 CADE GRANZOW



11 GARRETT FARQUHAR



13 BEN SCHORR




14 BROOKS FULLER



16 CAM HILL



17 SONNY DICHIARA



18 MASON BARNETT



19 BROOKS CARLSON



20 HAYDEN MULLINS



21 TRACE BRIGHT




22 GARRETT WADE




23 PARKER CARLSON



27 BOBBY PEIRCE



28 NATE LARUE



29 CARSON SKIPPER



31 MIKE BELLO



32 CARSON SWILLING



34 BEN BOSSE



37 MASON LAND



40 BLAKE BURKHALTER




41 JOHN ARMSTRONG



43 CHASE ISBELL



44 GRANT NEWTON



45 JOSEPH GONZALEZ



46 CHASE ALLSUP



47 TOMMY SHEEHAN



50 JAKE WYANDT



51 LUKE BURK



52 JORDAN ARMSTRONG



54 KONNER COPELAND



57 TYLER DRABICK



72 BRODY MOSS



30 BUTCH THOMPSON



35 KARL NONEMAKER



39 GABE GROSS



15 TIM HUDSON