



2023 AUBURN BASEBALL

AUBURN ATHLETICS COMMUNICATIONS: 392 SOUTH DONAHUE DRIVE || AUBURN, AL 36849 || AUBURNTIGERS.COM || @AUBURN_BASEBALL

2023 SCHEDULE

Day	Date	Opponent	Time/Result
FRI	FEB. 17	INDIANA	W, 8-4
SAT	FEB. 18	INDIANA	W, 6-1
SUN	FEB. 19	INDIANA	L, 2-11
Tue	Feb. 21	vs. North Alabama	W, 13-1 (7)
FRI	FEB. 24	USC	W, 5-3
SAT	FEB. 25	USC	W, 12-6
SUN	FEB. 26	USC	T, 12-12
WED	MAR. 1	FLORIDA A&M	W, 18-8 (7)
FRI	MAR. 3	LIPSCOMB	W, 7-3
SAT	MAR. 4	LIPSCOMB	W, 12-11
SUN	MAR. 5	LIPSCOMB	W, 4-3
TUE	MAR. 7	UAB	W, 4-1
Wed	Mar. 8	at Jacksonville State	W, 6-3
FRI	MAR. 10	SOUTHEASTERN	W, 7-1
SAT	MAR. 11	SOUTHEASTERN	L, 3-8
SAT	MAR. 11	SOUTHEASTERN	L, 7-8
TUE	MAR. 14	GEORGIA TECH	W, 12-11 (12)
Fri	Mar. 17	at #3 Arkansas*	L, 2-7
Sat	Mar. 18	at #3 Arkansas*	L, 3-9
Sun	Mar. 19	at #3 Arkansas*	L, 0-5
Tue	Mar. 21	vs. South Alabama	W, 6-5
THU	MAR. 23	GEORGIA*	W, 7-6 (11)
FRI	MAR. 24	GEORGIA*	W, 6-3
SAT	MAR. 25	GEORGIA*	L, 7-24
TUE	MAR. 28	NORTH ALABAMA	W, 14-1 (7)
Fri	Mar. 31	at #2 Florida*	W, 10-1
Sat	Apr. 1	at #2 Florida*	L, 5-12
Sun	Apr. 2	at #2 Florida*	L, 8-17
Tue	Apr. 4	at UAB	L, 5-6
THU	APR. 6	TEXAS A&M*	L, 5-9
FRI	APR. 7	TEXAS A&M*	W, 10-9
FRI	APR. 7	TEXAS A&M*	L, 6-12
Tue	Apr. 11	at Georgia Tech	L, 8-12 (10)
Fri	Apr. 14	at Alabama*	6 p.m.
Sat	Apr. 15	at Alabama*	6 p.m.
Sun	Apr. 16	at Alabama*	1 p.m.
TUE	APR. 18	SAMFORD	6 PM
FRI	APR. 21	MISSISSIPPI STATE*	6 PM
SAT	APR. 22	MISSISSIPPI STATE*	2 PM
SUN	APR. 23	MISSISSIPPI STATE*	1 PM
TUE	APR. 25	TROY	6 pm
Fri	Apr. 28	at South Carolina*	6 pm
Sat	Apr. 29	at South Carolina*	3 pm
Sun	Apr. 30	at South Carolina*	11 am
FRI	MAY 5	LSU*	6 PM
SAT	MAY 6	LSU*	8 PM
SUN	MAY 7	LSU*	1 PM
Tue	May 9	at Samford	6 pm
Thu	May 11	at Ole Miss*	7 pm
Fri	May 12	at Ole Miss*	6:30 pm
Sat	May 13	at Ole Miss*	2 pm
TUE	MAY 16	JACKSONVILLE STATE	6 PM
THU	MAY 18	MISSOURI*	6 PM
FRI	MAY 19	MISSOURI*	6 PM
SAT	MAY 20	MISSOURI*	2 PM

Day	Date	Event	Location
May 23-28		SEC Tournament	TBA
June 2-5		NCAA Regionals	TBA
June 9-12		NCAA Super Regionals	TBA
June 16-26		College World Series	TBA

Home games in **BOLD CAPS**

All home games at Plainsman Park | All times central

* SEC game

GAMES 34-36

TUSCALOOSA, ALA. (Sewell-Thomas Stadium)



AUBURN TIGERS (19-13-1, 4-8 SEC)

Head Coach: Butch Thompson (Birmingham-Southern, 1992)

Career Record: 280-198-1 (9th season) | Record at Auburn: 241-177-1 (8th season)

at



ALABAMA CRIMSON TIDE (24-10, 4-8 SEC)

Head Coach: Brad Bohannon (Berry College, 1998)

Career Record: 160-119 (6th season) | Record at Alabama: 160-119 (6th season)

>> QUICK HITTERS

- Auburn has scored five or more runs in 13 straight games dating back to Mar. 21.
- It's tied with the beginning of the 2010 season for the longest such streak since scoring five or more runs in 17 straight games at the end of the 2008 season and beginning of the 2009 season.
- Bobby Peirce became the first Auburn player this season with five hits in a game at Georgia Tech.
- Bryson Ware has reached base in 34 straight games dating back to his final appearance last year.
- After starting the year on a 14-game hit streak, Ware is currently riding a 17-game hit streak.
- The 17-game hit streak is tied with Blake Rambusch in 2022 for the longest streak since Anfernee Grier's 22-game hit streak to end the 2015 season and begin the 2016 season.
- Drew Nelson will make his first SEC start at Alabama Saturday. Nelson leads the team with a 2.33 ERA and 21 strikeouts in 19.1 innings since Mar. 11.
- Auburn is 137-165 all-time against Alabama but has won three of the last four series against the Crimson Tide, going 8-3 during the span.

PITCHING MATCHUP

AUBURN

ALABAMA

FRI	GR LHP Tommy Vail	(2-1, 5.28)	vs.	SO RHP Luke Holman	(5-1, 2.83)
SAT	FR LHP Drew Nelson	(2-2, 5.40)	vs.	JR LHP Grayson Hitt	(3-1, 4.19)
SUN	TBA		vs.	TBA	

GAME INFO

Date: Friday-Sunday, Apr. 14-16, 2023
Game Time: 6 p.m. / 6 p.m. / 1 p.m. CT
Site: Tuscaloosa, Ala. / Sewell-Thomas Stadium (5,867)
TV: SEC Network+
Talent (Fri/Sun): Chris Stewart, Lance Cormier
Talent (Sat): Chris Stewart, David Kindred
Radio: 93.9 FM | AuburnTigers.com
Talent: Andy Burcham, Brad Law
Live Stats: StatBroadcast.com
Twitter Updates: @AuburnBaseball
Postgame Recap: AuburnTigers.com
Series History: Auburn trails, 137-165
Auburn: Auburn leads, 63-56
Tuscaloosa: Auburn trails, 50-78
Neutral: Auburn trails, 23-28
Last Meeting: Auburn 6, Alabama 4 (5/14/22)
Streak: W2

AUBURN

19-13-1, 4-8 SEC

Team Leaders

Batting Average:	SR IF Ike Irish (.388)
Runs:	SR IF Bryson Ware (36)
2B:	Two tied (16)
HR:	SR IF Bryson Ware (15)
RBI:	SR IF Bryson Ware (43)
Stolen Bases:	GR OF Justin Kirby (6-6)

ALABAMA

24-10, 4-8 SEC

Team Leaders

Batting Average:	R-SR OF Tommy Seidl (.412)
Runs:	SR IF Jim Jarvis (35)
2B:	R-JR OF Andrew Pinckney (7)
HR:	FR IF Colby Shelton (13)
RBI:	GR IF Drew Williamson (38)
Stolen Bases:	JR OF/IF Caden Rose (7-8)

POTENTIAL STARTING LINEUP

Pos.	#	Player	AVG	AB	R	H	2B	3B	HR	RBI	SB-SBA	BB
C	24	Nate LaRue	.130	69	7	9	1	0	0	4	3-4	8
1B	26	Cooper McMurray	.275	51	13	14	4	0	5	19	0-0	17
2B	1	Caden Green	.250	80	17	20	4	0	2	10	1-2	14
3B	8	Bryson Ware	.381	126	36	48	9	1	15	43	4-4	13
SS	7	Cole Foster	.345	116	32	40	9	0	3	23	1-3	22
LF	27	Bobby Peirce	.354	79	22	28	4	2	2	15	0-0	6
CF	5	Kason Howell	.262	126	26	33	16	0	3	15	3-3	14
RF	14	Justin Kirby	.265	117	25	31	9	1	8	26	6-6	25
DH	18	Ike Irish	.388	134	26	52	16	1	3	33	1-1	16



AUBURN'S RECORD WHEN...

	2023	Under Thompson
Overall	19-13-1	241-177-1
SEC	4-8	83-108
Non-Conference	15-5-1	137-52-1
Postseason	0-0	21-17
Home	15-6-1	161-78-1
Away	2-7	54-76
Neutral	2-0	22-20
Current streak	L2	L2
Last 5 games	1-4	1-4
Last 10 games	3-7	3-7

Situational:

AU scores first	10-4	156-58
Opp. scores first	9-9-1	85-119-1
AU scores 4+ runs	19-8-1	220-81-1
AU scores 3 runs or less	0-5	21-96
AU leads after 7 innings	15-1	195-17
8 innings	13-0	215-14
AU trails after 7 innings	3-11	19-131
8 innings	1-12	8-141
Game tied after 7 innings	1-1-1	22-25-1
8 innings	2-1-1	8-16-1
Extra Innings	2-1	13-19
1-run games	6-2	52-46
2-run games	1-0	3-17
3-run games	3-0	27-23
Games decided by 5+ runs	7-9	107-59
vs. LH Starter	5-3	71-54
vs. RH Starter	14-10-1	171-122-1
More hits than opponent	14-1	177-30
Fewer hits than opponent	4-12	41-136
Hits are tied	1-0-1	21-12-1
AU has 10+ hits	13-3-1	147-65-1
Opp. has 10+ hits	5-10-1	58-111-1
Hit a home run	17-9-1	161-79-1
Opp. hits a home run	9-10-1	108-117-1
AU quality start	1-0	69-22
Opp. quality start	1-5	27-64
AU commits no errors	10-4	110-45
Opp. commits no error	8-7	70-89

By Day:

Sunday	1-3-1	36-33-1
Monday	0-0	3-2
Tuesday	5-2	50-20
Wednesday	2-0	20-7
Thursday	1-1	9-17
Friday	7-2	59-40
Saturday	3-5	60-55
Day Games (first pitch before 6 p.m.)	6-9-1	128-95-1
Night Games (first pitch after 6 p.m.)	13-4	113-82
Doubleheaders	1-3	27-19

By Month:

February	5-1-1	50-15-1
March	13-6	87-47
April	1-6	52-55
May	0-0	34-47
June	0-0	16-10

By Jersey:

White	3-0	60-33
Blue	8-3	51-36
Orange	1-0	50-35
Gray	1-5	29-43
Pinstripes	2-3-1	37-26-1
Cream Throwback	4-2	12-4

UNIVERSITY INFORMATION

Location	Auburn, Ala.
Enrollment	31,526
Founded	October 1, 1856
Nickname	Tigers
Colors	Burnt Orange and Navy Blue
President	Dr. Christopher B. Roberts
Athletics Director	John Cohen
Conference	Southeastern (SEC West)
Stadium / Capacity	Samford Stadium-Hitchcock Field at Plainsman Park / 4,096
Ticket Office Phone	855-282-2010

BASEBALL COACHING / SUPPORT STAFF

Head Coach	Butch Thompson (Birmingham-Southern, 1992)
Record at Auburn / Seasons	241-177-1 (.576) / 8th
Career Coaching Record / Seasons	280-198-1 (.586) / 9th
Assistant Coach	Karl Nonemaker (Vanderbilt, 2002)
Assistant Coach	Gabe Gross (Auburn, 2012)
Pitching Coach	Daron Schoenrock (Tennessee Tech, 1984)
Director of Player Development	Aaron Everett (UT Martin, 2012)
Director of Operations	Greg Drye (Southern Miss, 1998)
Athletic Trainer	Anthony Sandersen (South Dakota State, 2004)
Strength & Conditioning	Chris Joyner (Minnesota State - Mankato, 2001)

PROGRAM HISTORY

Modern Era Program Record (since 1949)	2,049-1,410-5 (.592)
College World Series Appearances / Last	6 / 2022
College World Series Record	4-12 (.250)
NCAA Regional Appearances / Last	23 / 2022
NCAA Regional Record	54-45 (.545)
NCAA Super Regional Appearances / Last	4 / 2022
NCAA Super Regional Record	5-6 (.455)
Last Postseason Opponent	Arkansas / 2022 College World Series
Result	Lost, 11-1

POSTSEASON HISTORY

College World Series Appearances: 6 (1967, 1976, 1994, 1997, 2019, 2022)

Super Regional Appearances: 4 (1999, 2018, 2019, 2022)

NCAA Regional Appearances: 23 (1963, 1967, 1976, 1978, 1987, 1989, 1993-95, 1997-2003, 2005, 2010, 2015, 2017, 2018, 2019, 2022)

NCAA Regional Titles: 8 (1967, 1976, 1994, 1997, 1999, 2018, 2019, 2022)

MEDIA RELATIONS

Baseball Contact: George Nunnelley, Asst. Director - Athletics Comm.

Cell: 502-609-9982

Email: gnnunnelley@auburn.edu

Twitter: @gnunnelley

Associate AD: Kirk Sampson

2023 AUBURN BASEBALL ROSTER

No.	Name	Pos.	Cl.	B/T	Ht.	Wt.	Exp.	Hometown (Previous School)
1	Caden Green	IF	Jr.	R/R	5-11	164	JC	Tulsa, Okla. (Seminole State)
2	Josh Hall	OF	Gr.	L/R	5-9	174	2L	Homewood, Ala. (Ole Miss)
3	Chris Stanfield	OF	Fr.	R/R	6-1	189	FR	Tallahassee, Fla. (Chiles)
4	Carter Wright	C	Jr.	R/R	6-0	195	JC	Blairsville, Ga. (Iowa Western)
5	Kason Howell	OF	5th	R/R	6-0	178	4L	Argyle, Texas (Liberty Christian)
6	Ryan Dyal	C	R-Jr.	L/R	5-10	197	2L	Senoia, Ga. (East Coweta)
7	Cole Foster	IF	Jr.	S/R	6-1	193	2L	Plano, Texas (Plano Senior)
8	Bryson Ware	IF/OF	Sr.	R/R	6-2	193	2L	Madison, Miss. (Pearl River)
9	Brody Moss	IF	So.	L/R	5-11	183	1L	Helena, Ala. (Helena)
10	Brody Wortham	IF	Gr.	R/R	6-1	187	TR	Wedowee, Ala. (West Georgia)
11	Gavin Miller	IF	Fr.	R/R	5-11	192	HS	Oakdale, Pa. (West Allegheny)
12	Drew Nelson	LHP/OF	Fr.	L/L	5-11	198	HS	Troy, Ala. (Pike Liberal Arts)
14	Justin Kirby	OF	Gr.	R/R	5-11	203	TR	Alpharetta, Ga. (Kent State)
16	Cam Hill	IF	Jr.	L/L	6-4	219	2L	Madison, Ala. (Bob Jones)
17	Trevor Horne	RHP	R-Fr.	L/R	6-3	203	RS	Phenix City, Ala. (Glenwood Academy)
18	Ike Irish	C	Fr.	L/R	6-2	202	HS	Hudsonville, Mich. (St. Mary's Prep)
20	Tommy Sheehan	LHP	Gr.	L/L	6-0	210	1L	Brielle, N.J. (Notre Dame)
21	Tommy Vail	LHP	Gr.	R/L	5-11	190	TR	Seattle, Wash. (Notre Dame/TCU)
22	Hayden Murphy	RHP/IF	Fr.	R/R	6-3	185	HS	Chula, Ga. (Tiftarea Academy)
23	Parker Carlson	RHP	So.	R/R	6-1	184	1L	Mobile, Ala. (Faith Academy)
24	Nate LaRue	C	Sr.	R/R	6-3	223	3L	Mobile, Ala. (McGill-Toolen)
25	Tanner Bauman	LHP	Jr.	L/L	6-4	208	JC	Jacksonville, Fla. (St. John's River State)
26	Cooper McMurray	IF	R-So.	L/L	6-3	258	TR	Tulsa, Okla. (Kansas)
27	Bobby Peirce	OF	R-Sr.	R/R	6-0	183	2L	Scottsdale, Ariz. (South Mountain)
28	Elliott Bray	RHP	Fr.	R/R	6-0	219	HS	Hartselle, Ala. (Hartselle)
29	Christian Herberholz	RHP	R-Jr.	R/R	5-11	197	JC	Scottsboro, Ala. (Southern Union)
31	Mike Bello	OF	So.	L/L	6-0	203	1L	Oak Ridge, N.J. (Pope John XXIII)
33	Will Cannon	RHP	So.	R/R	6-1	187	JC	Phenix City, Ala. (Northwest Florida State)
41	John Armstrong	RHP	So.	R/R	5-11	225	1L	Marietta, Ga. (Harrison)
43	Chase Isbell	RHP	Sr.	R/R	6-2	210	1L	Springville, Ala. (Samford)
44	Ryan Olson	RHP	Fr.	R/R	6-1	206	HS	Auburn, Ala. (Auburn)
45	Joseph Gonzalez	RHP	Jr.	R/R	6-4	233	2L	Humacao, P.R. (Leadership Christian Academy)
46	Chase Allsup	RHP	So.	R/R	6-1	238	1L	Dothan, Ala. (Dothan)
47	Cameron Keshock	RHP	Fr.	R/R	6-6	215	HS	Spanish Fort, Ala. (Spanish Fort)
51	Ty Mauldin	IF	Jr.	L/R	6-0	196	JC	Trussville, Ala. (Snead State)
54	Konner Copeland	LHP	Sr.	L/L	6-2	178	1L	Mobile, Ala. (Pensacola State)
77	Zach Crotchfelt	LHP	Fr.	L/L	6-2	210	HS	Jackson, N.J. (Jackson Memorial)

COACHES & STAFF

30	Butch Thompson	Head Coach
36	Karl Nonemaker	Assistant Coach
39	Gabe Gross	Assistant Coach
40	Daron Schoenrock	Pitching Coach
	Aaron Everett	Director of Player Development
	Greg Drye	Director of Operations
	Sara Elizabeth Jackson	Special Assistant to the Head Coach
	Chris Joyner	Strength & Conditioning
	Anthony Sandersen	Athletic Trainer
	Wyn Grantham	Athletic Trainer Intern

PRONUNCIATION GUIDE

Tanner BAUMAN BOW-man (of a boat)
 Ryan DYAL.....DIAL
 KASON Howell..... KAY-son
 Chase ISBELL.....IZ-bull
 Cameron KESHOCK..... KEY-shock
 Ty MAULDIN MALL-den
 Daron SCHOENROCK SHOW-in-rock
 Brody WORTHAM.....WORTH-um

30 BUTCH THOMPSON HEAD COACH

THE AUBURN SKIPPER

- Nine College World Series appearances / 18 postseason appearances
- 2013 National Runner-up (Mississippi State)
- 2001 National Champion (Birmingham-Southern)
- 2014 Baseball America/ABCA National Assistant Coach of the Year
- 2006 FCA Coach of the Year
- Coached 20 pitchers who went on to pitch in the Major Leagues
- Recruited and coached 38 pitchers who were drafted out of college that weren't drafted out of high school

Butch Thompson enters his eighth season at the helm of the program in 2023, posting a record of 222-164 in his first seven seasons. He has led the program to the College World Series in two of the last three postseasons.

Butch Thompson was named Auburn's head baseball coach on October 22, 2015 and enters his eighth season with the Tigers in 2023.

Thompson has returned the Tigers to prominence in seven seasons on The Plains as he has guided the team to a 222-164 overall record and has advanced to the NCAA Tournament four of the last five postseasons, including three Super Regional appearances in the last four years and two trips to the College World Series in the last three postseasons.

Thompson, who spent three seasons as an assistant coach and recruiting coordinator at Auburn from 2006-08, returned to The Plains after seven seasons at Mississippi State as both associate head coach and pitching coach.

A native of Amory, Miss., Thompson has coached 33 Division I All-Americans and 43 all-conference performers. He has seen 20 of his former pitchers called up to Major League Baseball, including 14 since 2014. Thompson has also turned 38 pitchers who went undrafted out of high school into MLB draft picks.

Along with his pitching pedigree, Thompson is also considered one of the top recruiters in the country. Since 2003, he has secured 15 recruiting classes that were ranked in the top 10 by either Baseball America or Perfect Game, including the program record No. 4 class in 2017 and No. 5 class in 2022. His classes signed from 2006-08 at Auburn each ranked in the top 18 nationally.

In 30 years of coaching at the collegiate level, including 21 in the Southeastern Conference, Thompson has coached nine College World Series participants, including leading the Tigers to the program's first trip to the College World Series in 22 years in 2019 and taking the team back for the second time in three seasons in 2022. Auburn is one of six programs to appear in two of the last three College World Series, and Thompson is one of five active SEC coaches who have taken their program to a pair of College World Series in a three-year span. Thompson has also coached one national champion and a national runner-up, won nine conference championships and made 18 postseason appearances.

Thompson was named the 2006 Fellowship of Christian Athletes SEC Coach of the Year while at Auburn and the 2014 Baseball America and American Baseball Coaches Association (ABCA) National Assistant Coach of the Year while at Mississippi State.

During his tenure with the Tigers, Thompson has led the team to three straight NCAA Tournament appearances from 2017-19 for the first time since 2001-03, including back-to-back super regionals in 2018 and 2019 for the first time in program history. Auburn has finished five of Thompson's seven seasons in the top 25, including three in the top 10. The No. 5 national ranking to finish 2022 was tied for the second highest mark in program history.

The 2022 season marked one of the most successful in recent program history as the Tigers went 43-22 overall and 16-13 in SEC play. The 43 wins were tied for the most since 1999, and the winning conference record marked the Tigers' third under Thompson after doing so just once from 2004-15.

Auburn went 37-18 in the regular season and lost back-to-back games on just three occasions before being selected as a regional host for the first time since 2010. The Tigers swept Southeastern, Florida State and UCLA in the regional, outscoring them 51-18 in the process, before becoming the first team to defeat Oregon State in a home super regional by taking down the Beavers in a dramatic winner-take-all game three. Auburn moved on to Omaha and defeated Stanford 6-2 to secure the program's first College World Series win since 1997.

In seven seasons at MSU, Thompson made four NCAA regional trips, two Super



Regionals, won the SEC Tournament and advanced to the College World Series finishing as NCAA runner-up in 2013. In three of his last four seasons in Starkville, the Bulldogs' staff ERA finished no higher than 3.06. Thompson's 2013 pitching staff was one of two nationally to finish in the top 15 in ERA, strikeouts per nine innings and hits allowed per nine innings.

In addition to his experience at Auburn and Mississippi State, Thompson also spent four seasons at Georgia from 2002-05, including a trip to the College World Series in 2004. While there, he guided the development of future Major Leaguers Josh Fields, Mitchell Boggs and Brooks Brown.

Thompson launched his coaching career as pitching coach and top assistant at Huntingdon College (Ala.) in 1993, before returning to his alma mater in Birmingham, where he helped lead the Panthers to back-to-back Southern States Conference Championships and in 1995 coached BSC to its first NAIA World Series berth.

Thompson left BSC briefly to serve as head coach at Jefferson State Community College in Birmingham in 1997. While at JSCC, he was honored as the Regional Tournament Coach of the Year, the ABCA Alabama Junior College Coach of the Year and the Southeast Region Coach of the Year after guiding JSCC to a 39-21 mark, the AJCAA Region 22 State Championship and a third-place finish in the NJCAA Division II World Series.

He returned to Birmingham-Southern as top assistant the following season, beginning a four-year run during the most successful span in BSC baseball history. The Panthers won 196 games and four TranSouth Conference Championships and made three-consecutive appearances in the NAIA World Series. BSC's 2001 team posted a school-best 55-11 mark and captured the NAIA National Championship.

In 2002, Thompson joined the SEC baseball coaching fraternity as a pitching coach and recruiting coordinator at Georgia and has been a part of the league for the past 17 seasons.

Thompson currently serves as the large-school representative for the Alabama Baseball Coaches Association and is an All-American committee member representing the South region for the ABCA.

Thompson prepped at Amory (Miss.) High School and later starred as a pitcher at Itawamba (Miss.) Community College from 1989-90. He is a member of both the ICC Athletic Hall of Fame (Class of 2014) and MACCC Hall of Fame (Class of 2021).

Thompson earned a Bachelor's Degree in History at BSC in 1992 and completed a Master's Degree in Sports Administration at UAB in 1996. He is married to the former Robin Ashe of Birmingham, Ala., and they are the parents of three daughters --- Anna, Olivia and Madelyn Gail.

HONORING AN AUBURN LEGEND

- Auburn unveiled a statue of Frank Thomas outside of Plainsman Park on Saturday, Apr. 8.
- Following a three-year career at Auburn when he hit .382 with 49 home runs and 205 RBI, Thomas was selected by the Chicago White Sox with the seventh overall pick in the 1989 MLB Draft and went on to enjoy a 19-year MLB career with the White Sox, Athletics and Blue Jays.
- Thomas is the only player in MLB history with seven straight seasons of 20 or more home runs, 100+ RBI, 100+ walks and a .300+ average.
- He was elected into the National Baseball Hall of Fame in his first year of eligibility in 2014 and remains the only SEC baseball player to earn the distinct honor.



NOTABLE QUOTES


"I'm so humbled, grateful and thankful for this distinct honor. I never imagined any of this when I started chasing my dream here at Auburn University. At Auburn I became a man. I was so blessed to have coaches who pushed me to new heights and instilled toughness and a will to win that I never knew existed until then. Auburn set me on a path to my hall of fame career that resulted from hard work, dedication and commitment. I learned there that there are no shortcuts to success and I carry that lesson with me today." ~ **Frank Thomas**

"To get to a day like this marks exponential growth and I know the best is yet to come. Our players, through their highest of highs of Omaha and through their grind of tough days, have examples. Frank, you're another example for us all. For our student-athletes, for our university, for our future generations." ~ **Butch Thompson**



WELCOME TO THE SHOW

- Former Auburn slugger Edouard Julien made his MLB debut with the Minnesota Twins on Wednesday, Apr. 12, becoming the 58th big leaguer in program history, including the seventh since Aug. 2020.
 - Case Mize (Tigers): Aug. 17, 2020
 - Ben Braymer (Nationals): Aug. 28, 2020
 - Josh Palacios (Blue Jays): Apr. 9, 2021
 - Keegan Thompson (Cubs): May 2, 2021
 - Gabe Klobosits (Nationals): July 30, 2021
 - Davis Daneil (Angels): June 11, 2021
 - Edouard Julien (Twins): Apr. 12, 2023
- Auburn's seven players called up to MLB since Aug. 2020 are tied for the second most in the Southeastern Conference.



- A two-year starter for the Tigers from 2018-19, Julien totaled 27 home runs and 126 RBI in his time on the Plains, marking the most RBI of any player in the Southeastern Conference during the span.
- Rated by MLB Pipeline as the Twins' No. 4 prospect and the No. 96 prospect in all of baseball, Julien is a .283 career minor league hitter with 48 doubles, 37 home runs and 142 RBI in 233 games at the start of his third professional season. His 215 walks and .437 on-base percentage since the start of the 2021 season are the best in minor league baseball during the span.
- Julien, who is a two-time MiLB.com Organizational All-Star and member of the 2022 MLB Pipeline All-Prospect Second Team, earned a spot on the Twins' 40-man roster entering 2023 and went 8-for-23 (.348) with three home runs and six RBI in eight games at Spring Training. He was selected to represent Team Canada at the World Baseball Classic, where he went 7-for-13 with two doubles, two home runs, five walks, five runs and a stolen base.

NATIONAL POLLS

NEWS & NOTES

BASEBALL AMERICA

Apr. 10

1. LSU*
2. Florida*
3. Wake Forest
4. Vanderbilt
5. South Carolina*
6. Arkansas*
7. Stanford
8. Virginia
9. East Carolina
10. Louisville
11. Campbell
12. Kentucky
13. North Carolina
14. Oklahoma State
15. Texas
16. Boston College
17. Tennessee
18. Coastal Carolina
19. Texas Tech
20. Miami
21. Southern Cal*
22. Arizona State
23. TCU
24. FGCU
25. UConn

D1 BASEBALL

Apr. 10

1. LSU*
2. Wake Forest
3. Florida*
4. Vanderbilt
5. Arkansas*
6. South Carolina*
7. Virginia
8. Stanford
9. East Carolina
10. Louisville
11. Boston College
12. Kentucky
13. North Carolina
14. Campbell
15. FGCU
16. Tennessee
17. Coastal Carolina
18. Oklahoma State
19. Texas
20. UConn
21. Texas Tech
22. UCLA
23. Southern Cal*
24. Arizona State
25. TCU

USA TODAY

Apr. 10

1. LSU*
2. Wake Forest
3. Florida*
4. Vanderbilt
5. South Carolina*
6. Arkansas*
7. Virginia
8. Stanford
9. Louisville
10. East Carolina
11. Kentucky
12. Tennessee
13. North Carolina
14. Boston College
15. Campbell
16. Oklahoma State
17. FGCU
18. Texas
19. UCLA
20. UConn
21. Coastal Carolina
22. Texas Tech
23. Arizona State
24. Southern Cal*
25. Miami

NCBWA

Apr. 10

1. LSU*
2. Wake Forest
2. Florida*
4. Vanderbilt
5. Arkansas*
6. Virginia
7. South Carolina*
8. Stanford
9. East Carolina
10. Louisville
11. Kentucky
12. Tennessee
13. North Carolina
14. Boston College
15. FGCU
16. Campbell
17. Oklahoma State
18. Coastal Carolina
19. Texas
20. Texas Tech
21. UCLA
22. UConn
23. Arizona State
24. Miami
25. West Virginia

PERFECT GAME

Apr. 10

1. LSU*
2. Florida*
3. Wake Forest
4. Vanderbilt
5. South Carolina*
6. Arkansas*
7. Virginia
8. Stanford
9. East Carolina
10. Louisville
11. North Carolina
12. Tennessee
13. Kentucky
14. UCLA
15. Boston College
16. Campbell
17. Texas Tech
18. FGCU
19. Oklahoma State
20. Coastal Carolina
21. Dallas Baptist
22. UConn
23. Southern Cal*
24. Indiana*
25. Texas

COLLEGIATE BASEBALL

Apr. 10

1. LSU*
2. Vanderbilt
3. South Carolina*
4. Wake Forest
5. Virginia
6. Florida*
7. Arkansas*
8. Louisville
9. Stanford
10. Arizona State
11. Kentucky
12. Texas
13. Cal State Fullerton
14. North Carolina
15. East Carolina
16. UC Santa Barbara
17. TCU
18. Oklahoma State
19. Campbell
20. Tennessee
21. Miami
22. Oregon
23. Texas Tech
24. Southern Cal*
25. FGCU

AUBURN IN THE POLLS

BA D1 CB NC PG USA

- Pre. 22 NR NR NR 17 NR
 2/20 23 NR NR NR 17 --
 2/27 23 NR NR NR 13 NR
 3/6 20 NR 20 NR 11 25
 3/13 NR NR 24 NR 18 NR
 3/20 NR NR NR NR NR NR

BA D1 CB NC PG USA

- 3/27 NR NR NR NR NR NR
 4/3 NR NR NR NR NR NR
 4/10 NR NR NR NR NR NR

SCOUTING THE CRIMSON TIDE

- Alabama enters the weekend with a 24-10 overall record and is tied with Auburn with a 4-8 record in SEC play.
- The Crimson Tide started the season 14-0 but are 10-10 in their last 20 games and have dropped five straight weekend series.
- Alabama ranks second in the SEC and eighth in the NCAA with a .319 batting average and 368 hits and is ninth in country with a .432 on-base percentage.
- Freshman Colby Shelton leads the way with 13 home runs, while senior Drew Williamson is tops with 38 RBI.
- The Crimson Tide are fifth in the SEC and 20th in the nation with a 3.94 team ERA.

SCORING APLENTY

- Auburn has scored five or more runs in 13 straight games dating back to Mar. 21 vs. South Alabama.
- The streak is tied with the beginning of the 2010 season for the longest since scoring five or more runs in 17 straight games at the end of the 2008 season and beginning of the 2009 season.

TALE OF TWO TAPES

- Through the middle game vs. Georgia on Mar. 24, Auburn started the season 16-0-1 when scoring four or more runs.
- Since that game against the Bulldogs, the Tigers are 3-7 when scoring four or more runs.

COMEBACK KIDS

- After winning 22 games in which they trailed last year, the Tigers have notched 10 comeback wins this season.
- Thirty-two of the Tigers' 62 wins since the start of last season are comebacks.

THREE KEYS TO THE GAME

- Auburn's points of emphasis this season are producing the biggest inning, fewest freebies and most baserunners.
- The team that has produced the biggest inning is 26-2 (.929). Five games have had an equal biggest inning with one ending in a tie and three in one-run wins, including two in extra innings.
- The team that has produced the most baserunners in a game is 26-6-1 (.803).
- The team that has issued the fewest freebies is 20-8-1 (.707). Four games have been tied on freebies.

WARE-ING 'EM OUT

- Coming into the year a .246 hitter in 92 games, Bryson Ware ranks top 10 in the NCAA in homers (15) and total bases (104) and is top 10 in the SEC in average (.381), hits (48), RBI (43) and slugging (.825).
- Ware has reached base in a career best 34 straight games dating back to his final game played in 2022 and has a hit in 31 of 33 games this season, including 17 straight.
- His 17-game hit streak is tied for the longest since Anfernee Grier went on a 22-game hit streak from the end of the 2015 season to the beginning of the 2016 season.
- Ware was named the No. 4 third baseman in D1 Baseball's latest position power rankings and a Second Team Midseason All-American.

GOLDEN SPIKES WATCH LIST

- Ware was one of 45 student-athletes named to the Golden Spikes Award Midseason Watch List last week.
- He is the sixth Auburn player since 2016 to earn the distinction.
 - Anfernee Grier (2016)
 - Keegan Thompson (2017)
 - Casey Mize (2017, '18)
 - Tanner Burns (2019)
 - Sonny DiChiara (2022)
 - Bryson Ware (2023)

BOBBY BARRELS

- Bobby Peirce registered Auburn's first five-hit game of the season and finished a homer shy of the cycle at Georgia Tech.
- Since returning to the lineup from a hamstring injury against Georgia on Mar. 23, Peirce leads the team with a .362 average and is tied for the team lead with 17 hits and 16 runs.

COOP COMES BACK CRUSHING

- Cooper McMurray returned to the lineup from an ankle injury with a pair of pinch hits vs. Georgia - single and two-RBI double.
- He is hitting .290 with four doubles, three homers and 13 RBI in 11 games since his return.
- McMurray leads the team with a .472 on-base percentage and is third with five homers despite missing three weeks with the injury.

WE WANNA BE LIKE IKE

- Ike Irish is tied with teammate Kason Howell for the SEC lead and ranks third in the NCAA in doubles (16), fifth in the SEC in hits (52), and was named a Perfect Game Midseason Freshman All-American earlier this week.
- Irish collected multiple hits in 13 of his first 17 career games and leads the team with 19 multi-hit games this season.

HOWELL'S HOLDING IT DOWN

- Senior captain Kason Howell has started in 145 of the last 146 games dating back to 2021.
- With 223 career games played, Howell is 24 games shy of breaking the program record.
- He is third in program history and the NCAA active career leader in doubles (64), and also ranks eighth in Auburn history in at-bats (818) and ninth in games played.

FOSTER CAUGHT FIRE

- Cole Foster registered back-to-back four-hit games on Mar. 8 and Mar. 10, becoming the first Auburn player since SEC Player of the Year Hunter Morris in 2010.
- Foster went on a career best 11-game hitting streak from Feb. 24-Mar. 17, hitting .523 (23-for-44) with 13 runs, three doubles, two homers and 16 RBI during the streak.

CANNON CAN BRING IT

- Will Cannon started the series opener in each of the last two weekends at Florida and vs. Texas A&M.
- In his first start in an Auburn uniform, he held the nation's ninth highest scoring offense to one run in 4.0 innings.
- Cannon leads the team and ranks sixth in the league with a 2.45 ERA in SEC play.

DREW'S BEEN DEALING

- Freshman Drew Nelson is set to make his first SEC start in the middle game at Alabama.
- Nelson leads the team with a 2.33 ERA since Mar. 11 and is 2-1 with 21 strikeouts in 19.1 innings pitched during the span.

FRESH FACES

- Twenty of Auburn's 37 players on the roster are new to the program this season.
- Auburn has started at least four new players in 28 straight games and in 31 of 33 contests this season.

FAB FIVE FROSH

- Auburn's five freshmen in Perfect Game's top 100 were the second most in the country.
 - Zach Crotchfelt; LHP; Jackson, N.J.
 - Ike Irish; C/DH; Hudsonville, Mich.
 - Gavin Miller; IF; Oakdale, Pa.
 - Hayden Murphy; RHP; Chula, Ga.
 - Chris Stanfield; OF; Tallahassee, Fla.

RECRUITING RANKINGS

- The Tigers 2022 incoming class was ranked unanimously in the top 10 by Perfect Game (No. 5), Baseball America (No. 6), Collegiate Baseball (No. 8) and D1 Baseball (No. 10).
- Perfect Game's No. 5 ranking is tied for the second highest in program history, trailing only the No. 4 class from 2017.
- Auburn's next two classes for 2023 and 2024 are also ranked in the top 10 by Perfect Game.

PRESEASON PROGNOSIS

- Despite being one of six programs in the country to advance to the College World Series twice in the last three postseasons - Auburn, Arkansas, Mississippi State, Texas, Stanford and Vanderbilt - the Tigers went unranked in four of the six major preseason polls and were voted on by league head coaches to finish sixth in the SEC West.

ACCOLADES FOR THE ASSISTANTS

- Assistant coaches Karl Nonemaker and Gabe Gross both took home hardware in 2022.
- Nonemaker was named the American Baseball Coaches Association NCAA Division I Assistant Coach of the Year and Gross earned Alabama Baseball Coaches Association Division I Assistant Coach of the Year honors.

SEC EXPERIENCE ON STAFF

- Auburn's coaching staff includes 43 years of experience as a SEC coach.
 - Butch Thompson: 21 years
 - Karl Nonemaker: 8 years
 - Gabe Gross: 7 years
 - Daron Schoenrock: 7 years

THE ROAD TO OMAHA

- Auburn advanced to the College World Series for the second time in the last three postseasons in 2022.
- The Tigers hosted a regional for the first time in 12 years and outscored the opponents by a combined score of 51-18, marking the most runs by a SEC team in a three-game regional.
- The team then became the first program to defeat Oregon State in a home super regional, and secured the program's first win in Omaha since 1997 with a 6-2 win against Stanford.

BIG SHOES TO FILL

- The Tigers have been tasked with replacing its top four hitters - Sonny DiChiara, Blake Rambusch, Brooks Carlson and Brody Moore - and five of its top pitchers - Mason Barnett, Trace Bright, Blake Burkhalter, Hayden Mullins and Carson Skipper - from 2022.
- Eight of the nine players listed above were drafted in the top 17 rounds of last year's MLB Draft, marking a program record for top 20 round picks.

THE 2022 MLB DRAFT WAS A DANDY

- Auburn had eight players selected in the 2022 MLB Draft, all previously undrafted.
- The eight draft picks were the second most in program history, third most in the SEC and tied for the fifth most in the country.
- The four picks in the top five rounds were the most in program history, as were the eight picks in the top 20 rounds.
- It marked the 48th consecutive year the Tigers had at least one player selected, tied for the longest active streak in the SEC.
- It marked the program record seventh straight season Auburn had a top-five-round pick.

THOMPSON'S TENURE

- In seven years under Butch Thompson, Auburn has had 36 draft picks, including 16 in the top 10 rounds and 12 in the top five rounds.
- Both top-10 and top-five rounds totals are good for the most in a seven-year span in program history.

PACK OUT PLAINSMAN PARK

- Auburn has sold out of season tickets for the third straight season (2020, 2022-23), selling a record number in advance of 2023.
- Already with nine sellouts this season, including all three games in the first two home SEC series, seven of the team's nine remaining SEC home games are pre-sellouts.

THE LAST TIME...

BATTING SUPERLATIVES

5 hits in a game
6 hits in a game

Reached base 6 times
Reached base 7 times

4 runs in a game
5 runs in a game
6 runs in a game

10-game hitting streak
15-game hitting streak
20-game hitting streak
25-game hitting streak
30-game hitting streak

3 doubles in a game
4 doubles in a game

2 triples in a game
3 triples in a game

2 home runs in one game
3 home runs in one game

7 RBI in a game
8 RBI in a game
9 RBI in a game
10 RBI in a game

Grand slam home run
Inside-the-park home run
HR to begin game
Two HR in one inning
HR in consecutive at-bats
HR in three consecutive at-bats
HR in consecutive games
HR in three consecutive games
HR in three consecutive SEC games
HR in four consecutive games
HR in four consecutive SEC games
HR in five consecutive games
Walk-off HR
Pinch-hit HR
Pinch-hit grand slam
HR in first at-bat of season
HR in both games of DH

Hit for the cycle

Hit from both sides of plate in same inning
Two hits in same inning

Stole home
Stole two bases in a game
Stole three bases in a game

Hit by a pitch 2 times in a game
Hit by a pitch 3+ times in a game

Scored 20 or more runs
Scored 25 or more runs
Scored 30 or more runs

Scored 5 runs in an Inning
Scored 6 runs in an Inning
Scored 7 runs in an Inning
Scored 8 runs in an Inning
Scored 9 runs in an Inning
Scored 10+ runs in an Inning
Recorded 10+ hits in an Inning
Scored in every inning

Recorded 15-19 hits
Recorded 20 or more hits

Hit 3 or more home runs in an inning
Hit 3 or more home runs in a game
Hit 5 or more home runs in a game
Hit 7 or more home runs in a game
Hit back-to-back home runs
Hit back-to-back-to-back home runs

Had 5 doubles
Had 6 doubles
Had 7 doubles
Had 8 doubles
Had 9+ doubles

Stole 5 bases in a game
Stole 6 bases in a game
Stole 7 bases in a game
Stole 8 bases in a game

Walked 10+ times
Did not strike out in a game

Bobby Peirce at Georgia Tech [5-for-5] (4/11/23)
Tyler Johnstone vs. Elon [6-for-7, 2B, 3B] (2/25/05)

Kason Howell vs. Florida State [4-5, 2 BB] (6/4/22)
Brody Moore vs. Florida State [5-5, 2BB] (6/4/22)

Brody Moore vs. Florida State (6/4/22)
Sonny DiChiara vs. Florida State (6/4/22)
Bryson Ware vs. Alabama A&M (2/24/21)

Bryson Ware, 17 games (current)
Bryson Ware, 17 games (current)
A. Grier, 22 games, (5/31/15-3/22/16)
Justin Fradejas, 27 games (3/23-5/7/10)
Casey Dunn, 31 games (2/22 [G1]-4/15/97)

Kason Howell vs. Lipscomb (3/3/22)
Ken Dempsey vs. Georgia (1971)

Jay Gonzalez vs. Alabama State (2/28/12)
never

Cooper McMurray vs. Texas A&M (4/7/23)
Cole Foster vs. Southeastern (6/3/22)

Justin Kirby vs. USC (2/26/23)
Justin Bryant at Georgia (3/19/10)
Cole Foster vs. Southeastern (6/3/22)
Bob Berry vs. Huntington (4/15/82)

Justin Kirby vs. USC (2/26/23)
Kason Howell vs. Southeastern (3/11/23)
Ryan Bliss vs. #11 Ole Miss (5/25/21)
Cole Foster vs. Southeastern [1st] (6/3/22)
Bryson Ware at #3 Arkansas (3/18/23)
Edouard Julien (2/20-22/19)
Bryson Ware/Ike Irish (3/28-31/23)
Bryson Ware (3/25-31/23)
Trent Mummey (4/17-23/10)
Bryson Ware (3/3-7/23)
Mike Bianucci (5/2-9/08)
Tim Lemons (4/6-10/85)
Kason Howell vs. Yale (G1 - 2/26/22)
Cam Hill vs. Kentucky (3/26/21)
Edouard Julien vs. BYU (G1 - 3/3/18)
Steven Williams vs. Longwood (2/17/18)
Dylan Ingram at #7 Mississippi St. (4/29/17)

Judd Ward [3B, 1B, HR, 2B] vs. Illinois-Chicago (G1 - 2/15/20)

Cole Foster [1st inn.] vs. Southeastern (6/3/22)
Cole Foster [HR, HR] vs. Southeastern [1st] (6/3/22)

Josh Hall vs. Kansas State (2/20/22)
Kason Howell vs. Texas A&M (4/6/23)
Anfernee Grier vs. Southern (2/26/16)

Bryson Ware at #2 Florida (4/2/23)
Dan Glevenyak at Alabama (4) (4/11/14)

21 vs. Florida State (6/4/22)
25 vs. Longwood (2/17/18)
33 vs. Alabama A&M (2/24/21)

5, vs. Texas A&M (1st) (4/6/23)
6, at #2 Florida (2nd) (3/31/23)
7, vs. Lipscomb (1st) (3/4/23)
8, at UAB (5th) (3/19/19)
9, vs. Rhode Island (1st) (G1 - 3/5/22)
11, vs. Florida A&M (1st) (3/1/23)
11, vs. Furman (5th) (2/12/00)
vs. Coppin State (3/18/14)

17, vs. Lipscomb (3/4/23)
20, vs. Georgia Tech (3/14/23)

3, vs. Florida A&M [1st] (3/1/23)
3, at #2 Florida (4/2/23)
7, vs. Southeastern (6/3/22)
7, vs. Southeastern (6/3/22)
C. Foster & S. DiChiara vs. Southeastern (1st) (6/3/22)
R. Bliss, T. Miller & R. Woley vs. Texas A&M (1st) (5/15/21)

5, vs. Lipscomb (3/3/23)
6, vs. Jacksonville State (4/21/21)
7, vs. Chicago State (3/8/20)
8, vs. Lipscomb (3/4/23)
11, vs. Alabama A&M (2/24/21)

5, vs. Bethune-Cookman (5/6/14)
6, vs. #21 Tennessee (3/17/19)
7, vs. Presbyterian (5/8/12)
8, vs. Alcorn State (2/22/12)

11, vs. North Alabama (3/28/23)
vs. Belmont (3/11/12)

PITCHING SUPERLATIVES

INDIVIDUAL
Nine-inning no-hitter
Nine-inning no-hitter (combined)
Seven-inning no-hitter
Nine-inning perfect game
Seven-inning perfect game
Nine-inning one-hitter (individual)
Nine-inning one-hitter (combined)
Five-inning one-hitter
Nine-inning two-hitter

Complete game
Complete game shutout
Consecutive complete games

Struck out 10 batters
Struck out 11 batters
Struck out 12 batters
Struck out 13 batters
Struck out 15 batters

TEAM
Struck out 15+ batters
Struck out 20+ batters
Struck out 15 batters consecutive games
Shut out an opponent
Consecutive shutouts
Three straight shutouts
Shut out an SEC opponent
Shut out an SEC opponent on the road
Consecutive SEC shutouts
Consecutive SEC shutouts on the road
Was shut out
Was held to one hit
Was no hit

FIELDING SUPERLATIVES
2 errors in a game
3 errors in a game
4 errors in a game

3 double plays turned in a game
4 double plays turned in a game
5 double plays turned in a game

Triple play (Auburn)
Triple play (Opponent)

Threw a runner out at HP to end game

MISC. SUPERLATIVES
Won 10 or more consecutive games
Won 15 or more consecutive games
Won 8 or more consecutive SEC games
Lost 5 or more consecutive games

Home winning streak
Road winning streak
Season-opening winning streak

Extra-innings victory
Extra-innings loss

Swept a 3-game series
Swept a road series
Swept a road SEC series
Swept a SEC series
Swept a 4-game series
Swept a doubleheader

Allowed 3 runs or fewer in a three-game series
Allowed 3 runs or fewer in a four-game series
Allowed 3 runs or fewer in a SEC series
Allowed 4 runs or fewer in a series
Allowed 4 runs or fewer in a SEC series
Allowed 3 runs or fewer in a road series
Allowed 3 runs or fewer in a SEC road series

Overcome a deficit of 7+ runs

Won a 1-0 game
Lost a 1-0 game

Walk-off win
Walk-off loss

Casey Mize vs. Northeastern (3/9/18)
Mike Mueller [2.0], Lee Carter [1.0]
Brandon Channell [1.0], Reid Price [1.0], Andrew Skinner [1.0], Arnold Hughey [1.0], Ken Clayton [1.0], Cory Duedeit [0.2], Sean Jones [0.1] vs. UAB (3/19/02)

Jason Johnson vs. LaGrange College (4/30/91)

Eric Brandon vs. Murray State (3/2/02)
Jason Johnson vs. LaGrange College (4/30/91)

Keegan Thompson vs. Presbyterian (3/1/14)
Tanner Burns [7.0], Cody Greenhill [2.0] vs. Chicago State (3/6/20)

Kevin Davis [3.2], Jacob Milliman [1.1], vs. Radford (2/22/15)

Tanner Burns [9.0] vs. Cincinnati (3/1/19)

Drew Nelson vs. North Alabama [7] (3/28/23)
Jack Owen vs. UTSA (3/9/19)
K. Thompson vs. Arkansas & LSU (4/4 & 4/11/15)

10 by Mason Barnett vs. UCLA (6/5/22)
11 by Jordan Armstrong vs. Yale (2/25/22)
12 by Casey Mize at Kentucky (3/23/18)
13 by Casey Mize vs. Texas A&M (3/16/18)
15 by Tanner Burns vs. Cincinnati (3/1/19)

16, Bright [8], Sheehan [3], Burkhalter [5] vs. Stanford (6/20/22)
20, Fuller [4], Watson [4], Anderson [3], Greenhill [4], Skipper [3], Wade [2] vs. #9 Arkansas (4/5/19)
vs. Ga State, at Missouri (4/5-7/16)
2-0 vs. South Carolina (4/24/22)
16-0 / 12-0 [7] vs. Rhode Island (3/5/22)
2-0 vs. UTSA / 5-0 vs. UTSA (3/6-9/19)
2-0 vs. South Carolina (4/24/22)
3-0 at Missouri (5/21/21)
5-0 and 4-0 at Miss. State (3/27-28/15)
5-0 and 4-0 at Miss. State (3/27-28/15)
5-0 at #3 Arkansas (3/19/23)
vs. #24 Missouri (4/1/18)
vs. #13 Arkansas (5/25/17)

Jake Wyandt vs. #1 Ole Miss (3/17/22)
Luke Jarvis vs. Presbyterian (3/11/17)
Brett Burnham at Alabama (4/5/00)

vs. Texas A&M (4/7/23)
at #1 Arkansas (4/3/21)
never

vs. Memphis (5/22/78)
at Florida [4th] (3/15/08)

Bryson Ware at Mississippi State (4/17/22)

15 (2/24-3/22/19)
15 (2/24-3/22/19)
9 (4/1-21/95)
5 (4/2-11/21)

21 (1964-66)
14 (1967/1995)
17 (2/7-3/5/97)

7-6, vs. Georgia [11 inn.] (3/23/23)
8-12, at Georgia Tech [10 inn.] (4/11/23)

vs. Lipscomb (3/3-5/23)
at Alabama (4/20-21/18)
at Alabama (4/20-21/18)
vs. South Carolina (4/22-24/22)
Rhode Island (3/4-6/22)
Rhode Island (3/5/22)

2, vs. Chicago State (3/6-8/20)
3, vs. Rhode Island (3/4-6/22)
3, vs. Miss. State (3/27-29/15)
3, vs. UTSA (3/8-9/19)
4, vs. Georgia (4/23-25/15)
3, vs. Miss. State (3/27-29/15)
3, vs. Miss. State (3/27-29/15)

7 runs, [0-7, 12-11 (12)] vs. Georgia Tech (3/14/23)

vs. Mercer (5/30/15) [NCAA Regional]
vs. Ohio State (2/15/14)

vs. Georgia [11 inn.] (3/23/23)
at UAB [9 inn.] (4/4/23)



HITTER PROFILES

31 • MIKE BELLO OF

6-0 • 203 • 50 • Oak Ridge, NJ • Pope John XXIII

YEAR	AVG	GP-GS	AB	R	H	2B	3B	HR	RBI	SB-A
2022	.253	43-27	99	18	25	4	0	1	12	1-1
2023	.167	14-5	30	4	5	0	0	0	3	0-0
TOTAL	.233	57-32	129	22	30	4	0	1	15	1-1

SEASON HIGHS	CAREER HIGHS
AB: 4, three times	5, two times
R: 2, vs. USC (2/26)	4, two times
H: 2, vs. GT (3/14)	3, two times
2B: --	1, four times
HR: --	1, at Texas A&M (3/26/22)
RBI: 1, three times	2, three times

6 • RYAN DYAL C

5-10 • 197 • R-JR • Senoia, GA • East Coweta

YEAR	AVG	GP-GS	AB	R	H	2B	3B	HR	RBI	SB-A
2021	.200	31-22	70	18	14	2	0	3	7	1-1
2022	.217	32-27	92	23	20	4	0	4	26	0-0
2023	.240	11-7	25	4	6	0	0	0	3	0-0
TOTAL	.214	74-56	187	45	40	6	0	7	36	1-1

SEASON HIGHS	CAREER HIGHS
AB: 5, vs. Southeastern (3/10)	5, five times
R: 2, vs. FAMU (3/1)	3, two times
H: 1, six times	2, seven times
2B: --	1, six times
HR: --	1, seven times
RBI: 1, three times	4, vs. Rhode Island (3/6/22)

7 • COLE FOSTER IF

6-1 • 193 • JR • Plano, TX • Plano Senior

- Hitting .278 (10-for-36) and reaching at a .422 clip with 12 runs and five doubles in the last three SEC series
- Became the first Auburn player with four hits in back-to-back games since Hunter Morris in 2010 last week
- Went on a career-best 11-game hitting streak from 2/24-3/17, hitting .523 (23-for-44) with 16 RBI during the span

YEAR	AVG	GP-GS	AB	R	H	2B	3B	HR	RBI	SB-A
2021	.292	15-4	24	5	7	3	0	0	1	0-0
2022	.272	52-51	169	40	46	11	0	9	47	2-4
2023	.345	30-30	116	32	40	9	0	3	23	1-3
TOTAL	.298	98-86	312	77	93	23	0	12	71	3-7

SEASON HIGHS	CAREER HIGHS
AB: 6, at Georgia Tech (4/11)	6, two times
R: 3, four times	4, vs. Southeastern (6/3/22)
H: 4, two times	4, three times
2B: 1, nine times	2, vs. Stanford (6/20/22)
HR: 1, three times	3, vs. Southeastern (6/3/22)
RBI: 4, vs. Southeastern (3/10)	9, vs. Southeastern (6/3/22)

1 • CADEN GREEN IF

5-11 • 164 • JR • Tulsa, OK • Seminole State

- Drove in a run in the 8th inning of Auburn's comeback bid at Georgia Tech (4/11)
- Ranks 4th on the team w/ a .250 AVG in 10 SEC starts

YEAR	AVG	GP-GS	AB	R	H	2B	3B	HR	RBI	SB-A
2021*	.448	39-1	125	38	56	16	2	9	44	8-11
2022*	.425	48-1	181	66	77	22	2	13	49	12-16
2023	.250	28-25	80	17	20	4	0	2	10	1-2
TOTAL	.398	115-25	386	121	153	42	4	24	103	21-29

SEASON HIGHS	CAREER HIGHS
AB: 6, vs. GT (3/14)	6, three times
R: 2, three times	4, vs. Rose State (3/5/22)
H: 2, four times	5, at Western OK State (3/29/22)
2B: 1, four times	2, seven times
HR: 1, two times	1, 24 times
RBI: 2, at Florida (4/2)	5, vs. Murray State (1/31/21)

2 • JOSH HALL OF

5-9 • 174 • GR • Homewood, AL • Ole Miss

YEAR	AVG	GP-GS	AB	R	H	2B	3B	HR	RBI	SB-A
2019*	.171	54-9	35	12	6	0	1	1	7	10-11
2021	.326	20-10	43	10	14	2	2	0	9	5-6
2022	.269	18-6	26	5	7	1	0	0	2	1-1
2023	.267	18-3	15	4	4	0	0	0	4	1-1
AU	.298	57-19	84	19	25	3	2	0	15	7-8
TOTAL	.260	111-28	119	31	31	3	3	1	22	17-19

SEASON HIGHS	CAREER HIGHS
AB: 5, vs. GT (3/14)	5, three times
R: 2, vs. FAMU (3/1)	3, vs. AAMU (2/23/21)
H: 3, vs. GT (3/14)	3, two times
2B: --	1, three times
HR: --	1, vs. Ark-Pine Bluff (3/20/19)
RBI: 2, two times	3, vs. AAMU (2/23/21)

16 • CAM HILL IF

6-4 • 219 • JR • Madison, AL • Bob Jones

YEAR	AVG	GP-GS	AB	R	H	2B	3B	HR	RBI	SB-A
2021	.270	35-30	111	19	30	6	1	5	22	0-0
2022	.278	39-26	108	16	30	7	0	1	19	0-1
2023	.231	8-4	13	1	3	0	0	0	2	0-0
TOTAL	.272	82-60	232	36	63	13	1	6	43	0-1

SEASON HIGHS	CAREER HIGHS
AB: 3, vs. UNA (2/21)	5, six times
R: 1, vs. UNA (2/21)	4, at Missouri (5/20/21)
H: 1, three times	3, four times
2B: --	2, vs. Texas A&M (5/16/21)
HR: --	1, six times
RBI: 2, vs. UNA (2/21)	4, vs. Boston College (3/6/21)

5 • KASON HOWELL OF

6-0 • 178 • 5th • Argyle, TX • Liberty Christian

- Led the team with a .364 AVG and 3 2B vs. Texas A&M
- Is the NCAA active leader in career doubles (64) and ranks 3rd in AU history in the category
- Is 8th in program history in at-bats (818) and 9th in games played (223)
- Has started 221 career games, including 145 of the last 146 dating back to 2021

YEAR	AVG	GP-GS	AB	R	H	2B	3B	HR	RBI	SB-A
2019	.262	63-63	225	31	59	10	0	0	28	14-16
2020	.359	11-10	39	8	14	7	0	0	6	0-0
2021	.260	52-51	177	29	46	12	0	8	30	8-13
2022	.287	65-65	251	50	72	19	2	2	35	11-13
2023	.262	32-32	126	26	33	16	0	3	15	3-3
TOTAL	.274	223-221	818	144	224	64	2	13	114	36-45

SEASON HIGHS	CAREER HIGHS
AB: 7, vs. GT (3/14)	7, vs. GT (3/14/23)
R: 3, two times	3, six times
H: 3, two times	4, vs. Florida State (6/4/22)
2B: 3, vs. Lipscomb (3/3)	3, two times
HR: 1, three times	2, two times
RBI: 4, vs. South Alabama (3/21)	5, at Missouri (5/20/21)

18 • IKE IRISH DH/C

6-2 • 202 • FR • Hudsonville, MI • St. Mary's Prep

- Is 5th in the SEC and 4th among freshmen nationally in hits (52)
- Went 3-for-4 with a RBI at Georgia Tech (4/11)
- Leads the team with 19 multi-hit games
- Tied with Howell for the SEC lead and is 3rd in the NCAA in doubles (16)

YEAR	AVG	GP-GS	AB	R	H	2B	3B	HR	RBI	SB-A
2023	.388	33-33	134	26	52	16	1	3	33	1-1

SEASON HIGHS	CAREER HIGHS
AB: 6, vs. GT (3/14)	6, vs. GT (3/14/23)
R: 3, two times	3, two times
H: 4, two times	4, two times
2B: 2, two times	2, two times
HR: 1, three times	1, three times
RBI: 5, vs. North Alabama (3/28)	5, vs. North Alabama (3/28/23)

14 • JUSTIN KIRBY OF

5-11 • 203 • GR • Alpharetta, GA • Kent State

- Has reached base in 19 straight games
- His six homers in the first eight games were the most by an Auburn player since at least 1993

YEAR	AVG	GP-GS	AB	R	H	2B	3B	HR	RBI	SB-A
2019*	.313	42/37	147	42	46	14	2	9	30	9-11
2020*	.189	12/12	37	3	7	0	0	0	2	0-0
2021*	.301	48/43	146	31	44	8	1	5	25	10-10
2022*	.323	53/51	198	44	64	17	1	15	45	14-20
2023	.265	31-31	117	25	31	9	1	8	26	6-6
TOTAL	.296	186-174	645	145	191	51	5	37	128	39-47

SEASON HIGHS	CAREER HIGHS
AB: 6, three times	6, eight times
R: 3, two times	4, two times
H: 4, vs. GT (3/14)	4, three times
2B: 1, nine times	2, five times
HR: 2, vs. USC (2/26)	3, at Northern Illinois (4/19/22)
RBI: 7, vs. USC (2/26)	7, vs. USC (2/26/23)

24 • NATE LARUE C

6-3 • 223 • SR • Mobile, AL • McGill-Toolen

YEAR	AVG	GP-GS	AB	R	H	2B	3B	HR	RBI	SB-A
2020	.294	8-3	17	6	5	1	0	0	2	0-0
2021	.219	16-10	32	8	7	2	0	2	5	0-0
2022	.211	52-42	152	19	32	8	0	6	34	2-2
2023	.130	24-22	69	7	9	1	0	0	4	3-4
TOTAL	.196	100-77	270	40	53	12	0	8	45	5-6

SEASON HIGHS	CAREER HIGHS
AB: 5, at Florida (3/31)	5, six times
R: 1, six times	3, vs. Southeastern (6/3/22)
H: 1, eight times	3, at Texas A&M (3/27/22)
2B: 1, at Florida (4/1)	2, vs. Arkansas (5/6/22)
HR: --	2, vs. Southeastern (6/3/22)
RBI: 1, three times	5, at Texas A&M (3/27/22)

26 • COOPER McMURRAY IF

6-3 • 258 • R-SO • Tulsa, OK • Kansas

- Homered twice and drove in a season-high four runs in the middle game vs. Texas A&M (4/7)
- Has 4 2B, 3 HR and 13 RBI in 11 games since returning from his ankle injury

YEAR	AVG	GP-GS	AB	R	H	2B	3B	HR	RBI	SB-A
2022*	.248	42-33	113	16	28	6	0	9	19	0-0
2023	.275	18-16	51	13	14	4	0	5	19	0-0
TOTAL	.256	60-49	164	29	42	10	0	14	38	0-0

SEASON HIGHS	CAREER HIGHS
AB: 4, five times	6, vs. Oklahoma (4/23/22)
R: 3, vs. USC (2/25)	2, vs. West Virginia (4/30/22)
H: 3, vs. USC (2/25)	3, two times
2B: 1, four times	1, 10 times
HR: 2, vs. Texas A&M (4/7)	2, two times
RBI: 4, vs. Texas A&M (4/7)	4, vs. Texas A&M (4/7/23)

11 • GAVIN MILLER IF

5-11 • 192 • FR • Oakdale, PA • West Allegheny

YEAR	AVG	GP-GS	AB	R	H	2B	3B	HR	RBI	SB-A
2023	.273	14-4	22	3	6	2	0	0	2	0-0

SEASON HIGHS	CAREER HIGHS
AB: 5, vs. GT (3/14)	5, vs. GT (3/14/23)
R: 2, vs. GT (3/14)	2, vs. GT (3/14/23)
H: 2, vs. GT (3/14)	2, vs. GT (3/14/23)
2B: 1, two times	1, two times
HR: --	--
RBI: 2, vs. GT (3/14)	2, vs. GT (3/14/23)

9 • BRODY MOSS IF

5-11 • 183 • SO • Helena, AL • Helena

YEAR	AVG	GP-GS	AB	R	H	2B	3B	HR	RBI	SB-A
2022	.333	6-0	3	0	1	0	0	0	1	0-0
2023	.167	9-7	18	4	3	0	0	0		

3 • CHRIS STANFIELD OF

6-1 • 189 • FR • Tallahassee, FL • Chiles
Started the final two games vs. Texas AGM (4/7) and went 3-for-9 with a 2B and 3 RBI

CAREER STATISTICS

YEAR	AVG	GP-GS	AB	R	H	2B	3B	HR	RBI	SB-A
2023	.314	26-18	70	10	22	4	2	1	14	2-2

SEASON HIGHS

AB: 5, two times
R: 2, two times
H: 2, six times
2B: 1, four times
HR: 1, vs. Southeastern (3/11)
RBI: 2, five times

CAREER HIGHS

5, two times
2, two times
2, six times
1, four times
1, vs. Southeastern (3/11/23)
2, five times

8 • BRYSON WARE IF

6-2 • 211 • SR • Madison, MS • Pearl River
Hit a go-ahead two-run homer in the 9th inning at GT
Has reached base in all 33 games this season and has a hit in 31 of 33 games, including 17 straight
Hitting .347 with 6 HR and 17 RBI in SEC play
Named to Golden Spikes Award Midseason Watch List
Ranks top 10 in NCAA in homers (15) and total bases (104) and top 10 in SEC in hits (48) and slugging (.825)

CAREER STATISTICS

YEAR	AVG	GP-GS	AB	R	H	2B	3B	HR	RBI	SB-A
2020*	.321	16-/	53	14	17	3	3	5	17	4-5
2021	.254	43-37	138	36	35	6	1	6	26	4-5
2022	.234	49-23	94	23	22	8	2	1	21	4-4
2023	.381	33-33	126	36	48	9	1	15	43	4-4
AU	.293	125-93	358	95	105	23	4	22	90	12-13
TOTAL	.297	141-93	411	109	122	26	7	27	107	16-18

SEASON HIGHS

AB: 7, vs. GT (3/14)
R: 3, two times
H: 3, four times
2B: 2, two times
HR: 2, at Arkansas (3/18)
RBI: 3, eight times

CAREER HIGHS

7, vs. GT (3/14/23)
6, vs. AAMU (2/24/21)
3, 10 times
2, three times
2, at Arkansas (3/18/23)
6, two times

10 • BRODY WORTHAM IF

6-1 • 187 • GR • Wedowee, AL • West Georgia
Came thru with a pinch-hit walkoff single in the 12th inning of the comeback win vs. GT (3/14)

CAREER STATISTICS

YEAR	AVG	GP-GS	AB	R	H	2B	3B	HR	RBI	SB-A
2019*	.317	30-20	82	19	26	5	0	1	14	2-3
2020*	.324	20-20	71	16	23	7	0	1	10	4-4
2021*	.411	41-41	163	37	67	13	1	4	26	10-12
2022*	.372	45-44	183	47	68	9	2	9	32	9-10
2023	.118	12-2	17	4	2	0	0	0	2	0-0
TOTAL	.360	148-127	516	123	186	34	3	15	84	25-29

SEASON HIGHS

AB: 4, vs. South Alabama (3/21)
R: 2, two Times South Alabama (3/21)
H: 1, two times
2B: --
HR: --
RBI: 1, two times

CAREER HIGHS

6, four times
3, six times
5, at Mississippi College (4/2/21)
2, three times
2, vs. North Georgia (3/30/22)
5, vs. West Alabama (3/26/22)

4 • CARTER WRIGHT C

6-0 • 195 • JR • Blairsville, GA • Iowa Western
Is hitting .286 with 6 RBI since Mar. 21
Went 1-for-3 with 2 RBI in the middle game vs. TAMU
Drew a bases-loaded walk in the bottom of the 11th inning in the series opener vs. UGA (3/23)

CAREER STATISTICS

YEAR	AVG	GP-GS	AB	R	H	2B	3B	HR	RBI	SB-A
2021*	.353	43-/	119	34	42	8	0	0	27	0-0
2022*	.371	39-/	124	29	46	9	1	1	43	4-4
2023	.167	15-5	24	2	4	0	0	0	6	0-0
TOTAL	.345	95-5	267	65	92	17	1	1	76	4-4

SEASON HIGHS

AB: 4, vs. South Alabama (3/21)
R: 1, two times
H: 2, vs. South Alabama (3/21)
2B: --
HR: --
RBI: 2, two times

CAREER HIGHS

5, seven times
3, six times
3, five times
2, two times
1, at Southwestern (4/6/22)
5, at Southwestern (4/6/22)

PITCHER PROFILES

46 • CHASE ALLSUP RHP

6-1 • 238 • SO • Dothan, AL • Dothan
Made his first start since Feb. 24 Tuesday at GT

CAREER STATISTICS

YEAR	ERA	W-L	G/S	IP	H	R	ER	BB	K	BAA
2022	3.38	1-0	23/0	29.1	24	15	11	17	36	.226
2023	8.14	0-0	12/3	21.0	32	20	19	17	24	.352
TOTAL	5.36	1-0	35/3	50.1	56	35	30	34	60	.284

SEASON HIGHS

IP: 3.2, vs. USC (2/24)
H: 5, two times
R: 6, at Georgia Tech (4/11)
ER: 6, at Georgia Tech (4/11)
K: 5, vs. Lipscomb (3/3)
BB: 4, at Georgia Tech (4/11)
PC: 74, at Georgia Tech (4/11)

CAREER HIGHS

3.2, vs. USC (2/24/23)
5, two times
6, at Georgia Tech (4/11/23)
6, at Georgia Tech (4/11/23)
5, two times
4, at Georgia Tech (4/11/23)
74, at Georgia Tech (4/11/23)

41 • JOHN ARMSTRONG RHP

5-11 • 225 • SO • Marietta, GA • Harrison

- Earned his sixth win of the season and struck out a season-high five in the middle game vs. Texas AGM
- Leads the SEC and ranks 6th in NCAA in wins
- Named to the NCBWA Stopper of the Year Watch List

CAREER STATISTICS

YEAR	ERA	W-L	G/S	IP	H	R	ER	BB	K	BAA
2022	4.26	1-0	19/0	19.0	20	13	9	11	21	.294
2023	5.34	6-1	15/1	28.2	31	21	17	12	27	.267
TOTAL	4.91	7-1	34/1	47.2	51	34	26	23	48	.277

SEASON HIGHS

IP: 3.1, two times
H: 7, at Florida (4/1)
R: 7, at Florida (4/1)
ER: 4, at Florida (4/1)
K: 5, vs. Texas AGM (4/7)
BB: 3, two times
PC: 65, vs. Texas AGM (4/7)

CAREER HIGHS

3.1, two times
7, at Florida (4/1/23)
7, at Florida (4/1/23)
4, two times
5, vs. Texas AGM (4/7/23)
3, two times
65, vs. Texas AGM (4/7/23)

25 • TANNER BAUMAN LHP

6-4 • 208 • JR • Jacksonville, FL • St. John's River

- Pitched a season-high 4.1 innings vs. Texas AGM (4/6)
- Earned his first SEC win after holding Florida scoreless in 4.0 innings in relief (3/31)
- Pitched 2.0 scoreless with two Ks in relief vs. GT (3/14)

CAREER STATISTICS

YEAR	ERA	W-L	G/S	IP	H	R	ER	BB	K	BAA
2021*	4.70	2-3	19/4	44.0	47	28	23	18	40	.267
2022*	5.91	3-10	16/14	77.2	96	69	51	34	100	.292
2023	4.97	2-1	10/3	29.0	29	17	16	16	27	.261
TOTAL	5.38	7-14	45/21	150.2	172	114	90	68	167	--

SEASON HIGHS

IP: 4.1, vs. Texas AGM (4/6)
H: 7, vs. Southeastern (3/10)
R: 6, vs. Texas AGM (4/6)
ER: 6, vs. Texas AGM (4/6)
K: 5, vs. Lipscomb (3/3)
BB: 3, two times
PC: 82, vs. Texas AGM (4/6)

CAREER HIGHS

7.0, vs. Fla State Jacksonville (4/5/21)
11, at Central Florida (3/25/22)
8, two times
6, four times
11, vs. Seminole State (3/7/22)
4, three times
82, vs. Texas AGM (4/6/23)

33 • WILL CANNON RHP

6-1 • 187 • SO • Phenix City, AL • NW Florida State

- Has started the last two series openers
- Leads the team with a 2.45 ERA in SEC play
- Earned the win in 3.0 IP in relief vs. UGA (3/23)
- Matched a career best with 4.2 IP and a season best with 4 Ks at Arkansas (3/19)

CAREER STATISTICS

YEAR	ERA	W-L	G/S	IP	H	R	ER	BB	K	BAA
2022*	3.10	3-2	14/1	29.0	23	10	10	19	30	.213
2023	3.81	2-1	12/2	28.1	30	14	12	17	28	.280
TOTAL	3.45	5-3	26/3	57.1	53	24	22	36	58	--

SEASON HIGHS

IP: 4.2, at Arkansas (3/19)
H: 5, two times
R: 4, at Georgia Tech (4/11)
ER: 4, at Georgia Tech (4/11)
K: 4, two times
BB: 3, two times
PC: 77, at Florida (3/31)

CAREER HIGHS

4.2, two times
5, two times
4, at Georgia Tech (4/11/23)
4, at Georgia Tech (4/11/23)
5, vs. Chipola (4/9/22)
5, vs. Chipola (4/9/22)
77, at Florida (3/31/23)

23 • P. CARLSON RHP

6-1 • 184 • SO • Mobile, Ala. • Faith Academy

- Is 3rd on the team with 11 relief appearances
- Has allowed two earned runs in his last eight apps
- Earned his first career save vs. Texas AGM (4/7)
- Logged a season high 1.2 IP and 3 Ks vs. UGA (3/25)

CAREER STATISTICS

YEAR	ERA	W-L	G/S	IP	H	R	ER	BB	K	BAA
2022	8.59	1-1	5/0	7.1	8	7	7	3	10	.267
2023	4.00	1-0	11/0	9.0	13	6	4	8	14	.317
TOTAL	6.06	2-1	16/0	16.1	21	13	11	11	24	.296

SEASON HIGHS

IP: 1.2, vs. Georgia (3/25)
H: 3, two times
R: 3, vs. FAMU (3/1)
ER: 1, four times
K: 3, two times
BB: 2, vs. FAMU (3/1)
PC: 40, vs. Georgia (3/25)

CAREER HIGHS

3.0, vs. Rhode Island (3/6/22)
3, three times
3, two times
3, vs. MTSU (3/13/22)
4, vs. Rhode Island (3/6/22)
2, two times
40, two times

54 • K. COPELAND LHP

6-2 • 185 • SR • Mobile, AL • Pensacola State

- Pitched an Auburn high 5.0 scoreless innings and matched a season high with 6 Ks at JSU (3/8)

CAREER STATISTICS

YEAR	ERA	W-L	G/S	IP	H	R	ER	BB	K	BAA
2020*	5.28	0-2	3/1	15.1	19	12	9	7	8	.297
2021*	1.74	7-1	12/8	57.0	43	14	11	16	81	.201
2022	4.20	3-0	9/2	15.0	20	11	7	8	19	.328
2023	10.53	1-1	10/4	19.2	34	23	23	9	20	.395
AU	7.79	4-1	19/16	34.2	54	34	30	17	39	.367
TOTAL	4.21	11-4	35/17	107.0	116	60	50	40	128	--

SEASON HIGHS

IP: 5.0, at JSU (3/8)
H: 6, vs. GT (3/14)
R: 5, vs. GT (3/14)
ER: 5, vs. GT (3/14)
K: 6, two times
BB: 3, at UAB (4/4)
PC: 66, vs. UNA (2/21)

CAREER HIGHS

7.0, two times
11, at Chipola (3/20/21)
5, vs. GT (3/14/23)
5, vs. GT (3/14/23)
12, at NW FL State (4/30/21)
3, at UAB (4/4/23)
68, vs. Kennesaw St. (4/20/22)

77 • Z. CROTCHFELT LHP

6-2 • 210 • FR • Jackson, N.J. • Jackson Memorial

- Made four straight weekend starts from 3/5-25 before pitching in relief the last two weekends
- Matched a season high with 5 Ks at Arkansas (3/18)
- Rated the No. 183 starting pitcher by D1 Baseball
- Ranked the No. 93 player in the 2022 class by PG

CAREER STATISTICS

YEAR	ERA	W-L	G/S	IP	H	R	ER	BB	K	BAA
2023	6.35	0-2	9/4	28.1	32	25	20	16	27	.281

SEASON HIGHS

IP: 5.0, vs. Southeastern (3/11)
H: 6, vs. Georgia (3/25)
R: 6, at Arkansas (3/18)
ER: 4, two times
K: 5, two times
BB: 3, two times
PC: 82, vs. Southeastern (3/11)

CAREER HIGHS

5.0, vs. Southeastern (3/11/23)
6, vs. Georgia (3/25/23)
6, at Arkansas (3/18/23)
4, two times
5, two times
3, two times
82, vs. Southeastern (3/11/23)

45 • J. GONZALEZ RHP

6-4 • 233 • JR • Humacao, PR • Leadership CA

- Turned in his 5th start of 5.0+ scoreless innings since the start of last season vs. Indiana (2/18)
- Missed the last seven weekends w/ shoulder soreness
- Rated the No. 20 starting pitcher and No. 28 college prospect for the 2023 MLB Draft by D1 Baseball

CAREER STATISTICS

YEAR	ERA	W-L	G/S	IP	H	R	ER	BB	K	BAA
2021	6.17	2-3	21/5	42.1	51	30	29	10	30	.293
2022	3.22	7-4	15/14	78.1	83	30	28	15	54	.276
2023	0.00	1-0	1/1	5.0	2	0	0	0	1	.125
TOTAL										

29 • C. HERBERHOLZ RHP

5-11 • 197 • R-JR • Scottsboro, AL • Southern Union

- Pitched 2.0 scoreless inning at Georgia Tech (4/11)
- Is 2nd on the team with a 3.18 ERA in SEC play
- Retired all 6 batters faced w/ 3 Ks at Arkansas (3/18)

CAREER STATISTICS

YEAR	ERA	W-L	G/S	IP	H	R	ER	BB	K	BAA
2020*	10.43	0-4	5/4	14.2	17	19	17	10	13	.288
2021*	13.50	0-0	1/0	0.2	0	1	1	1	1	.000
2022*	2.40	4-0	10/7	56.1	41	24	15	11	55	.179
2023	5.93	0-2	12/3	27.1	36	21	18	12	23	.327
TOTAL	4.64	4-6	28/14	99.0	94	65	51	34	93	--

SEASON HIGHS

IP: 4.0, vs. USC (2/25)
 H: 6, two times
 R: 4, vs. Lipscomb (3/4)
 ER: 4, vs. Lipscomb (3/4)
 K: 4, vs. USC (2/25)
 BB: 3, vs. Texas A&M (4/7)
 PC: 68, vs. USC (2/25)

CAREER HIGHS

7.2, at Bevill State (4/15/22)
 7, vs. Shelton State (3/31/22)
 7, at Wallace State (3/24/22)
 6, at N.C. State (2/23/20)
 13, vs. Marion Military (3/17/22)
 4, vs. Bradley (2/29/20)
 78, vs. Evansville (2/16/20)

17 • TREVOR HORNE RHP

6-3 • 203 • R-FR • Phenix City, AL • Glenwood

- Matched a season high with 1.2 IP at UAB (4/4)
- Made a pair of scoreless appearances vs. SLU (3/10-11)
- Retired all four batters he faced with a K in the finale

CAREER STATISTICS

YEAR	ERA	W-L	G/S	IP	H	R	ER	BB	K	BAA
2023	8.68	0-0	8/0	9.1	10	9	9	6	9	.263

SEASON HIGHS

IP: 1.2, three times
 H: 3, two times
 R: 4, vs. Texas A&M (4/7)
 ER: 4, vs. Texas A&M (4/7)
 K: 3, vs. FAMU (3/1)
 BB: 3, vs. Texas A&M (4/7)
 PC: 40, vs. Texas A&M (4/7)

CAREER HIGHS

1.2, three times
 3, two times
 4, vs. Texas A&M (4/7/23)
 4, vs. Texas A&M (4/7/23)
 3, vs. FAMU (3/1/23)
 3, vs. Texas A&M (4/7/23)
 40, vs. Texas A&M (4/7/23)

43 • CHASE ISBELL RHP

6-2 • 210 • SR • Springville, AL • Samford

- Missed last weekend with an oblique injury
- Pitched a scoreless frame to end the series opener at UF
- Earned a save in back-to-back appearances vs. USA (3/21) and UGA (3/24)
- Pitched an immaculate inning vs. UNA (2/21)
- Named to the NCBWA Stopper of the Year Watch List

CAREER STATISTICS

YEAR	ERA	W-L	G/S	IP	H	R	ER	BB	K	BAA
2020*	3.38	1-0	5/0	5.1	3	4	2	7	6	.167
2021*	2.32	4-2	26/0	31.0	19	9	8	13	44	.173
2022	4.82	1-1	14/0	18.2	17	10	10	14	23	.243
2023	7.56	2-1	14/1	16.2	17	14	14	8	26	.258
AU	6.11	3-2	28/1	35.1	34	24	24	22	49	.250
TOTAL	4.27	8-4	58/1	71.2	56	37	34	42	99	--

SEASON HIGHS

IP: 3.1 vs. Lipscomb (3/4)
 H: 4, vs. Lipscomb (3/4)
 R: 4, vs. USC (2/26)
 ER: 4, vs. USC (2/26)
 K: 7, vs. Lipscomb (3/4)
 BB: 2, at JSU (3/8)
 PC: 56, vs. Lipscomb (3/4)

CAREER HIGHS

3.1, vs. Lipscomb (3/4/23)
 5, vs. Vandy (4/9/22)
 5, at LSU (4/1/22)
 5, at LSU (4/1/22)
 7, vs. Lipscomb (3/4/23)
 3, at Samford (5/17/22)
 57, at ETSU (5/21/21)

22 • HAYDEN MURPHY RHP

6-3 • 185 • FR • Chula, GA • Tiftarea Academy

- Pitched a season-high 3.0 IP with 64 pitches vs. Texas A&M (4/7)
- Held South Alabama scoreless in his first 2.0 IP before allowing the first four batters of the 7th inning to reach

CAREER STATISTICS

YEAR	ERA	W-L	G/S	IP	H	R	ER	BB	K	BAA
2023	10.45	0-0	7/0	10.1	19	12	12	5	3	.388

SEASON HIGHS

IP: 3.0, vs. Texas A&M (4/7)
 H: 7, vs. Texas A&M (4/7)
 R: 5, at Florida (4/2)
 ER: 5, at Florida (4/2)
 K: 2, at Florida (4/2)
 BB: 2, at Florida (4/2)
 PC: 64, vs. Texas A&M (4/7)

CAREER HIGHS

3.0, vs. Texas A&M (4/7/23)
 7, vs. Texas A&M (4/7/23)
 5, at Florida (4/2/23)
 5, at Florida (4/2/23)
 2, at Florida (4/2/23)
 2, at Florida (4/2/23)
 64, vs. Texas A&M (4/7/23)

12 • DREW NELSON LHP

5-11 • 198 • FR • Troy, AL • Pike Liberal Arts

- Will make his first SEC start Saturday at Alabama
- Pitched a 7.0 inning complete game vs. UNA (3/28)
- Leads the team with a 2.33 ERA since Mar. 11
- Is 2-1 with 21 Ks in 19.1 IP during the span

CAREER STATISTICS

YEAR	ERA	W-L	G/S	IP	H	R	ER	BB	K	BAA
2023	5.40	2-2	9/3	21.2	14	14	13	13	22	.184

SEASON HIGHS

IP: 7.0, vs. North Alabama (3/28)
 H: 4, vs. USC (2/26)
 R: 4, two times
 ER: 4, two times
 K: 7, vs. North Alabama (3/28)
 BB: 3, three times
 PC: 93, vs. North Alabama (3/28)

CAREER HIGHS

7.0, vs. North Alabama (3/28/23)
 4, vs. USC (2/26/23)
 4, two times
 4, two times
 7, vs. North Alabama (3/28/23)
 3, three times
 93, vs. North Alabama (3/28/23)

44 • RYAN OLSON RHP

6-1 • 206 • FR • Auburn, AL • Auburn

CAREER STATISTICS

YEAR	ERA	W-L	G/S	IP	H	R	ER	BB	K	BAA
2023	21.60	0-0	3/0	1.2	6	4	4	2	3	.600

SEASON HIGHS

IP: 1.0, vs. FAMU (3/1)
 H: 3, vs. Southeastern (3/11)
 R: 3, vs. Southeastern (3/11)
 ER: 3, vs. Southeastern (3/11)
 K: 2, vs. FAMU (3/1)
 BB: 2, vs. Indiana (2/19)
 PC: 26, vs. FAMU (3/1)

CAREER HIGHS

1.0, vs. FAMU (3/1/23)
 3, vs. Southeastern (3/11/23)
 3, vs. Southeastern (3/11/23)
 3, vs. Southeastern (3/11/23)
 2, vs. FAMU (3/1/23)
 2, vs. Indiana (2/19/23)
 26, vs. FAMU (3/1/23)

20 • TOMMY SHEEHAN LHP

6-0 • 210 • Gr. • Brielle, NJ • Notre Dame

- Made his first app since Feb. 18 at UAB (4/4) and turned in 1.1 scoreless IP with 3 Ks
- Allowed just one earned run in his final seven appearances and 15.0 innings in 2022

CAREER STATISTICS

YEAR	ERA	W-L	G/S	IP	H	R	ER	BB	K	BAA
2018*	5.74	2-4	14/14	62.2	62	43	40	41	27	.264
2019*	4.58	5-6	15/15	92.1	100	62	47	23	62	.268
2020*	2.70	3-0	4/4	23.1	18	7	7	5	22	.202
2021*	6.75	0-1	2/2	8.0	10	6	6	5	10	.303
2022	4.28	2-0	16/3	33.2	25	18	16	22	29	.207
2023	11.57	0-1	3/1	2.1	3	3	3	5	6	.300
AU	4.75	2-1	19/4	36.0	28	21	19	27	35	.214
TOTAL	4.82	12-12	54/38	222.1	218	139	119	101	156	--

SEASON HIGHS

IP: 1.1, at UAB (4/4)
 H: 2, vs. Texas A&M (4/7)
 R: 3, vs. Texas A&M (4/7)
 ER: 3, vs. Texas A&M (4/7)
 K: 3, at UAB (4/4)
 BB: 3, vs. Texas A&M (4/7)
 PC: 36, vs. Texas A&M (4/7)

CAREER HIGHS

9.0, two times
 13, vs. North Carolina (4/13/19)
 11, vs. North Carolina (4/13/19)
 8, vs. North Carolina (4/13/19)
 9, at UAB (2/14/20)
 6, vs. Purdue (2/24/18)
 112, vs. North Carolina (4/13/19)

21 • TOMMY VAIL LHP

5-11 • 190 • Gr. • Seattle, WA • TCU/Notre Dame

- Is 2nd among active NCAA pitchers in H/9.0 IP (5.52)
- Is Auburn's only pitcher to start all four SEC weekends
- Leads the team in IP (16.1) and Ks (19) in SEC play
- Was teammates with Tommy Sheehan at ND from 2018-21 before spending last season at TCU

CAREER STATISTICS

YEAR	ERA	W-L	G/S	IP	H	R	ER	BB	K	BAA
2018*	3.90	3-2	27/1	27.2	24	16	12	24	30	.231
2019*	3.27	3-2	25/2	44.0	24	19	16	26	61	.157
2020*	2.08	3-0	7/0	17.1	5	6	4	3	24	.086
2021*	DNP-INJURED									
2022*	3.65	1-0	13/0	12.1	9	5	5	6	15	.205
2023	5.28	2-1	9/7	30.2	19	19	18	21	37	.176
TOTAL	3.75	11-5	81/10	132.0	81	65	55	80	167	--

SEASON HIGHS

IP: 5.2, vs. UAB (3/7)
 H: 7, vs. Georgia (3/23)
 R: 5, two times
 ER: 5, vs. Texas A&M (4/7)
 K: 8, vs. UAB (3/7)
 BB: 5, at Florida (4/2)
 PC: 92, at Florida (4/2)

CAREER HIGHS

5.2, vs. UAB (3/7/23)
 7, vs. Georgia (3/23/232)
 5, two times
 5, vs. Texas A&M (4/7/23)
 9, vs. Toledo (2/22/20)
 5, two times
 92, two times

AUBURN IN THE NATIONAL AND SEC RANKINGS

(as of Apr. 12)

TEAM	TOTAL	NCAA	SEC
Doubles	78	13	1
41 JOHN ARMSTRONG Wins	6	6	1
5 KASON HOWELL Doubles	16	3	1
18 IKE IRISH Doubles Hits	16 52	3 24	1 5
12 DREW NELSON Complete games	1	12	1
8 BRYSON WARE Home runs Total bases Slugging percentage	15 104 .825	5 9 11	3 3 6

PITCHING CAREERS

CHASE ALLSUP'S AUBURN APPEARANCES

2022 - FRESHMAN YEAR

Date	Opp (Res.)	DEC	QS	IP	H	R	ER	BB	SO	HR	ERA	NP
2/20	vs. Kansas State (W, 12-1)	-	-	1.0	0	0	0	0	3	0	0.00	14
2/25	YALE (W, 9-0)	-	-	1.0	0	0	0	2	2	0	0.00	25
3/2	UAB (W, 16-1)	-	-	1.0	0	0	0	1	2	0	0.00	20
3/9	vs. Tennessee Tech (W, 4-3)	-	-	2.0	2	0	0	1	3	0	0.00	39
3/13	MIDDLE TENNESSEE-G1 (W, 10-7)	-	-	1.1	3	1	0	1	3	0	0.00	35
3/18	#1 OLE MISS (W, 19-5)	-	-	1.1	2	4	2	2	2	1	2.35	49
3/26	at Texas A&M (L, 4-5 [11])	-	-	0.1	0	0	0	0	0	0	2.25	1
3/27	at Texas A&M (W, 13-9)	W	-	1.0	0	1	0	1	0	0	2.00	19
4/5	at UAB (W, 6-4)	S	-	2.1	2	1	1	0	2	1	2.38	34
4/12	SAMFORD (W, 4-1)	-	-	2.0	1	0	0	0	5	0	2.03	33
4/19	ALABAMA STATE (W, 6-5 [10])	-	-	0.2	0	0	0	2	0	0	1.93	15
4/22	SOUTH CAROLINA (W, 6-3)	-	-	0.2	0	0	0	0	0	0	1.84	5
4/26	at Jax State (W, 8-4)	-	-	2.2	2	1	1	0	3	1	2.08	31
4/30	at #1 Tennessee (W, 8-6)	-	-	1.1	2	1	1	1	1	0	2.41	41
5/6	#3 ARKANSAS (L, 8-11)	-	-	1.2	1	0	0	1	0	0	2.21	21
5/8	#3 ARKANSAS (L, 4-7)	-	-	0.2	1	1	1	2	0	0	2.57	22
5/14	ALABAMA (W, 6-4)	S	-	2.0	1	0	0	2	2	0	2.35	21
5/17	at Samford (W, 8-4)	-	-	1.0	1	0	0	1	2	0	2.25	21
5/20	at Kentucky (W, 6-3)	-	-	1.0	1	1	1	0	1	1	2.52	14
5/21	at Kentucky (L, 3-6)	-	-	2.0	2	1	1	0	2	0	2.67	28
5/25	vs. Kentucky (L, 1-3)	-	-	1.0	0	0	0	0	3	0	2.57	20
6/12	at #3 Oregon State (L, 3-4)	-	-	0.2	1	1	1	1	0	0	2.83	11
6/21	vs. Arkansas (L, 1-11)	-	-	0.2	2	2	2	1	1	0	3.38	21

2023 - SOPHOMORE YEAR

Date	Opp (Res.)	DEC	QS	IP	H	R	ER	BB	SO	HR	ERA	NP
2/17	*INDIANA (W, 8-4)	-	-	2.0	3	2	2	2	4	1	9.00	48
2/24	*USC (W, 5-3)	-	-	3.2	5	1	1	2	2	0	4.76	72
3/3	LIPSCOMB (W, 7-3)	S	-	3.0	1	1	1	2	5	1	4.15	55
3/7	UAB (W, 4-1)	S	-	3.1	3	1	1	1	3	0	3.75	46
3/11	SOUTHEASTERN (L, 3-8)	-	-	1.0	4	2	2	0	2	0	4.85	23
3/14	GEORGIA TECH (W, 12-11 [12])	-	-	0.2	4	3	3	0	0	0	6.59	20
3/19	at #3 Arkansas (L, 0-5)	-	-	0.1	4	2	2	0	1	0	7.71	19
3/24	GEORGIA (W, 6-3)	-	-	2.2	1	1	0	1	3	0	6.48	50
4/2	at #2 Florida (L, 8-17)	-	-	0.0	1	1	1	3	0	0	7.02	25
4/4	at UAB (L, 5-6)	-	-	1.0	1	0	0	0	1	0	6.62	13
4/7	TEXAS A&M (W, 10-9)	-	-	0.1	0	0	0	2	0	0	6.50	11
4/11	*at Georgia Tech (L, 8-12 [10])	-	-	3.0	5	6	6	4	3	2	8.14	74

JOHN ARMSTRONG'S AUBURN APPEARANCES

2022 - FRESHMAN YEAR

Date	Opp (Res.)	DEC	QS	IP	H	R	ER	BB	SO	HR	ERA	NP
2/18	vs. Oklahoma (L, 0-3)	-	-	1.0	0	0	0	0	1	0	0.00	8
2/19	vs. #12 Texas Tech (W, 2-1)	-	-	0.2	0	0	0	1	0	0	0.00	13
2/25	YALE (W, 9-0)	-	-	0.2	0	0	0	0	2	0	0.00	9
2/26	YALE-G2 (L, 4-5 [10])	-	-	0.2	1	0	0	0	1	0	0.00	12
3/1	ALABAMA STATE (W, 13-7)	-	-	0.2	1	0	0	0	2	0	0.00	16
3/9	vs. Tennessee Tech (W, 4-3)	-	-	0.1	1	0	0	0	1	0	0.00	5
3/11	MIDDLE TENNESSEE (L, 8-10)	-	-	0.1	0	3	0	2	1	0	0.00	18
3/17	#1 OLE MISS (L, 6-13)	-	-	0.0	2	3	2	2	0	0	4.15	19
3/22	vs. South Alabama (W, 13-12)	-	-	0.1	0	0	0	0	0	0	3.86	4
3/29	JAX STATE (L, 2-5)	-	-	1.1	1	0	0	1	0	0	3.00	26
5/8	#3 ARKANSAS (L, 4-7)	-	-	2.2	0	0	0	1	4	0	2.08	40
5/13	ALABAMA (W, 3-2)	W	-	2.2	1	0	0	0	3	0	1.59	29
5/17	at Samford (W, 8-4)	-	-	2.1	1	0	0	0	3	0	1.32	29
5/20	at Kentucky (L, 1-5)	-	-	0.2	1	0	0	0	2	0	1.26	10
5/21	at Kentucky (L, 3-6)	-	-	0.0	3	2	2	1	0	0	2.51	11
6/4	FLORIDA STATE (W, 21-7)	-	-	2.0	3	1	1	1	0	0	2.76	24
6/11	at #3 Oregon State (W, 7-5)	-	-	1.0	0	0	0	1	0	0	2.60	15
6/12	at #3 Oregon State (L, 3-4)	-	-	0.2	2	0	0	0	0	0	2.50	9
6/21	vs. Arkansas (L, 1-11)	-	-	1.0	4	4	4	1	1	1	4.26	24

2023 - SOPHOMORE YEAR

Date	Opp (Res.)	DEC	QS	IP	H	R	ER	BB	SO	HR	ERA	NP
2/17	INDIANA (W, 8-4)	-	-	3.1	0	0	0	1	3	0	0.00	48
2/21	vs. North Alabama (W, 13-1)	-	-	1.1	1	0	0	0	2	0	0.00	18
2/24	USC (W, 5-3)	W	-	0.1	0	0	0	0	0	0	0.00	2
2/25	USC (W, 12-6)	W	-	1.2	1	3	3	3	1	0	4.05	34
3/3	LIPSCOMB (W, 7-3)	W	-	2.1	2	1	1	0	4	1	4.00	44
3/5	LIPSCOMB (W, 4-3)	W	-	3.0	0	0	0	0	2	0	3.00	43
3/10	SOUTHEASTERN (W, 7-1)	S	-	3.1	0	0	0	1	1	0	2.35	46
3/14	GEORGIA TECH (W, 12-11 [12])	-	-	1.0	3	1	1	0	2	0	2.76	18
3/17	at #3 Arkansas (L, 2-7)	-	-	2.0	5	3	2	1	2	0	3.44	51
3/21	vs. South Alabama (W, 6-5)	-	-	2.0	2	3	3	1	1	2	4.43	33
3/24	GEORGIA (W, 6-3)	W	-	2.2	5	0	0	1	0	0	3.91	39
4/1	*at #2 Florida (L, 5-12)	L	-	2.1	7	7	4	0	1	1	4.97	50
4/4	at UAB (L, 5-6)	-	-	0.0	1	0	0	0	0	0	4.97	2
4/7	TEXAS A&M (W, 10-9)	W	-	2.1	3	2	2	3	5	0	5.20	65
4/11	at Georgia Tech (L, 8-12 [10])	-	-	1.0	1	1	1	1	3	0	5.34	24

TANNER BAUMAN'S AUBURN APPEARANCES

2023 - JUNIOR YEAR

Date	Opp (Res.)	DEC	QS	IP	H	R	ER	BB	SO	HR	ERA	NP
2/17	INDIANA (W, 8-4)	W	-	2.2	1	2	1	1	3	0	3.38	52
2/24	USC (W, 5-3)	-	-	3.2	1	2	2	3	3	0	4.26	52
3/3	*LIPSCOMB (W, 7-3)	-	-	3.2	4	1	1	1	5	1	3.60	73
3/10	*SOUTHEASTERN (W, 7-1)	-	-	4.0	7	1	1	1	3	0	3.21	75
3/14	GEORGIA TECH (W, 12-11 [12])	-	-	2.0	3	0	0	0	2	0	2.81	33
3/18	at #3 Arkansas (L, 3-9)	-	-	2.0	4	3	3	2	1	0	4.00	47
3/24	*GEORGIA (W, 6-3)	-	-	2.2	4	2	2	2	2	1	4.35	56
3/31	at #2 Florida (W, 10-1)	W	-	4.0	1	0	0	2	4	0	3.65	68
4/6	TEXAS A&M (L, 5-9)	L	-	4.1	4	6	6	3	4	2	4.97	82

4/11 at Georgia Tech (L, 8-12 [10]) - - 0.0 0 0 0 1 0 0 4.97 5

WILL CANNON'S AUBURN APPEARANCES

2023 - SOPHOMORE YEAR

Date	Opp (Res.)	DEC	QS	IP	H	R	ER	BB	SO	HR	ERA	NP
2/17	INDIANA (W, 8-4)	-	-	1.0	1	0	0	0	2	0	0.00	23
2/24	USC (W, 5-3)	S	-	1.1	2	0	0	1	1	0	0.00	26
2/25	USC (W, 12-6)	S	-	1.2	2	0	0	1	1	0	0.00	24
3/4	LIPSCOMB (W, 12-11)	W	-	2.0	2	1	1	2	2	0	1.50	36
3/8	at Jacksonville State (W, 6-3)	S	-	2.2	3	2	2	1	4	0	3.12	45
3/11	SOUTHEASTERN (L, 3-8)	-	-	1.0	4	3	1	1	1	1	3.72	30
3/14	GEORGIA TECH (W, 12-11 [12])	-	-	2.1	1	0	0	0	3	0	3.00	41
3/19	at #3 Arkansas (L, 0-5)	-	-	4.2	2	0	0	2	4	0	2.16	58
3/23	GEORGIA (W, 7-6 [11])	W	-	3.0	1	1	1	2	3	0	2.29	50
3/31	*at #2 Florida (W, 10-1)	-	-	4.0	5	1	1	3	2	0	2.28	77
4/6	*TEXAS A&M (L, 5-9)	-	-	3.0	5	2	2	1	3	0	2.70	72
4/11	at Georgia Tech (L, 8-12 [10])	L	-	1.2	2	4	4	3	2	1	3.81	30

PARKER CARLSON'S AUBURN APPEARANCES

2022 - FRESHMAN YEAR

Date	Opp (Res.)	DEC	QS	IP	H	R	ER	BB	SO	HR	ERA	NP
2/23	TROY (W, 13-1)	-	-	1.0	0	0	0	0	1	0	0.00	8
2/26	YALE-G2 (L, 4-5 [10])	-	-	1.0	2	1	1	0	1	1	4.50	17
3/6	RHODE ISLAND (W, 14-1)	W	-	3.0	2	1	1	1	4	1	3.60	40
3/13	MIDDLE TENNESSEE-G1 (W, 10-7)	-	-	0.2	3	3	3	0	2	1	7.94	24
3/29	JAX STATE (L, 2-5)	L	-	1.2	1	2	2	2	2	0	8.59	34

2023 - SOPHOMORE YEAR

Date	Opp (Res.)	DEC	QS	IP	H	R	ER	BB	SO	HR	ERA	NP
2/19	INDIANA (L, 2-11)	-	-	0.2	3	1	1	0	1	0	13.50	18
2/26	USC (T, 12-12)	-	-	0.1	0	0	0	0	1	0	9.00	6
3/1	FLORIDA A&M (W, 18-8)	-	-	1.0	2	3	1	2	3	0	9.00	27
3/5	LIPSCOMB (W, 4-3)	-	-	0.1	0	0	0	1	1	0	7.71	10
3/10	SOUTHEASTERN (W, 7-1)	W	-	1.0	0	0	0	0	2	0	5.40	15
3/11	SOUTHEASTERN (L, 7-8)	-	-	0.2	1	0	0	1	0	0	4.50	18
3/17	at #3 Arkansas (L, 2-7)	-	-	0.1	0	0	0	1	0	0	4.15	7
3/25	GEORGIA (L, 7-24 [8])	-	-	1.2	3	1	1	1	3	0	4.50	4

5/7	LSU (L, 6-9)	-	-	3.1	3	1	1	0	4	0	7.13	51
5/12	at Samford (L, 1-6)	-	-	1.0	0	0	0	1	1	0	6.94	12
5/14	TEXAS A&M (W, 5-4)	-	-	1.0	0	0	0	0	0	0	6.75	9
5/16	TEXAS A&M (W, 8-5)	W	-	3.2	3	2	1	0	3	0	6.37	40
5/22	at Missouri (L, 6-7)	-	-	1.0	2	0	0	0	0	0	6.21	14
5/25	vs. #11 Ole Miss (L, 4-7)	-	-	0.1	0	0	0	0	0	0	6.17	3

2022 - SOPHOMORE YEAR

Date	Opp (Res.)	DEC	QS	IP	H	R	ER	BB	SO	HR	ERA	NP
2/19	*vs. #12 Texas Tech (W, 2-1)	W	-	5.0	3	0	0	3	5	0	0.00	81
2/26	*YALE (W, 4-3)	-	-	3.0	7	3	3	0	2	0	3.38	47
3/5	*RHODE ISLAND-G1 (W, 16-0)	W	X	6.2	5	0	0	1	8	0	1.84	89
3/13	*MIDDLE TENNESSEE-G1 (W, 10-7)	-	-	1.0	0	0	0	1	0	0	1.72	12
3/29	JAX STATE (L, 2-5)	-	-	1.2	0	0	0	0	0	0	1.56	13
4/2	*at #12 LSU (W, 6-4)	W	X	6.0	9	3	3	2	1	0	2.31	92
4/10	*#12 VANDERBILT (W, 8-2)	W	X	9.0	8	2	1	0	8	0	1.95	104
4/16	*at Mississippi State (W, 3-2)	W	X	8.0	7	2	2	0	6	2	2.01	110
4/24	*SOUTH CAROLINA (W, 2-0)	W	X	7.0	7	0	0	0	4	0	1.71	89
5/1	*at #1 Tennessee (L, 3-5)	L	-	7.1	7	5	5	1	2	2	2.30	91
5/7	*#3 ARKANSAS (L, 4-7)	L	-	2.2	9	5	5	0	0	1	2.98	53
5/21	*at Kentucky (L, 3-6)	-	-	5.0	3	0	0	2	3	0	2.74	79
6/4	*FLORIDA STATE (W, 21-7)	W	X	6.0	4	3	3	3	4	0	2.90	96
6/12	*at #3 Oregon State (L, 3-4)	L	-	5.1	7	3	2	0	5	2	2.95	77
6/18	*vs. Ole Miss (L, 1-5)	L	-	5.0	7	4	4	1	7	1	3.22	73

2023 - JUNIOR YEAR

Date	Opp (Res.)	DEC	QS	IP	H	R	ER	BB	SO	HR	ERA	NP
2/18	*INDIANA (W, 6-1)	W	-	5.0	2	0	0	0	1	0	0.00	41

CHRISTIAN HERBERHOLZ'S AUBURN APPEARANCES

2023 - REDSHIRT JUNIOR YEAR

Date	Opp (Res.)	DEC	QS	IP	H	R	ER	BB	SO	HR	ERA	NP
2/19	INDIANA (L, 2-11)	-	-	1.1	3	3	3	1	2	0	20.25	39
2/25	*USC (W, 12-6)	-	-	4.0	5	3	2	1	4	1	8.44	68
3/4	*LIPSCOMB (W, 12-11)	-	-	3.0	6	4	4	1	2	2	9.72	60
3/8	at Jacksonville State (W, 6-3)	-	-	0.1	1	1	0	0	1	0	9.35	13
3/11	*SOUTHEASTERN (L, 7-8)	L	-	3.0	6	3	3	1	3	0	9.26	65
3/18	at #3 Arkansas (L, 3-9)	-	-	2.0	0	0	0	0	3	0	7.90	25
3/23	GEORGIA (W, 7-6 [11])	-	-	3.0	2	1	1	0	0	0	7.02	25
3/25	GEORGIA L, 7-24 [8]	-	-	2.0	2	2	1	1	2	0	6.75	25
4/1	at #2 Florida (L, 5-12)	-	-	2.0	5	0	0	1	3	0	6.10	33
4/4	at UAB (L, 5-6)	L	-	2.1	4	2	2	2	1	0	6.26	32
4/7	TEXAS A&M (W, 10-9)	-	-	2.1	2	2	2	3	1	1	6.39	47
4/11	at Georgia Tech (L, 8-12 [10])	-	-	2.0	0	0	0	1	1	0	5.93	32

TREVOR HORNE'S AUBURN APPEARANCES

2023 - REDSHIRT FRESHMAN YEAR

Date	Opp (Res.)	DEC	QS	IP	H	R	ER	BB	SO	HR	ERA	NP
2/19	INDIANA (L, 2-11)	-	-	1.2	1	0	0	0	0	0	0.00	23
3/1	FLORIDA A&M (W, 18-8)	-	-	1.0	1	1	1	0	3	1	3.38	14
3/10	SOUTHEASTERN (W, 7-1)	-	-	0.2	0	0	0	1	1	0	2.70	18
3/11	SOUTHEASTERN (L, 7-8)	-	-	1.1	0	0	0	0	1	0	1.93	19
3/14	GEORGIA TECH (W, 12-11 [12])	-	-	1.2	3	1	1	0	1	0	2.84	27
3/25	GEORGIA (L, 7-24 [8])	-	-	0.1	1	3	3	2	1	0	6.75	18
4/4	at UAB (L, 5-6)	-	-	1.2	1	0	0	0	1	0	5.40	32
4/7	TEXAS A&M (L, 6-12)	-	-	1.0	3	4	4	3	1	0	8.68	40

CHASE ISBELLS' AUBURN APPEARANCES

2022 - JUNIOR YEAR

Date	Opp (Res.)	DEC	QS	IP	H	R	ER	BB	SO	HR	ERA	NP
3/22	vs. South Alabama (W, 13-12)	-	-	1.0	1	0	0	0	1	0	0.00	18
3/26	at Texas A&M (L, 4-5 [11])	L	-	2.1	2	1	1	0	3	0	2.70	45
4/1	at LSU (L, 2-9)	-	-	0.2	3	5	5	2	0	0	13.50	27
4/5	at UAB (W, 6-4)	-	-	0.1	0	0	0	1	0	0	12.46	11
4/9	*#12 VANDERBILT (L, 4-19)	-	-	1.0	5	3	3	0	1	0	15.19	31
4/15	at Mississippi State (L, 5-9)	-	-	1.0	1	0	0	1	2	0	12.79	21
4/22	KENNESAW STATE (W, 14-1)	-	-	1.0	0	0	0	1	1	0	11.05	15
4/29	at #1 Tennessee (L, 4-17)	-	-	1.0	1	0	0	0	1	0	9.72	12
5/7	*#3 ARKANSAS (W, 5-3)	-	-	2.1	1	1	1	1	3	0	8.44	37
5/10	at Troy (W, 11-4)	W	-	1.0	0	0	0	1	1	0	7.71	17
5/17	at Samford (W, 8-4)	-	-	0.2	0	0	0	3	0	0	7.30	28
5/20	at Kentucky (L, 1-5)	-	-	2.0	2	0	0	1	3	0	6.28	32
6/12	at #3 Oregon State (L, 3-4)	-	-	2.2	0	0	0	2	4	0	5.29	41
6/21	vs. Arkansas (L, 1-11)	-	-	1.2	1	0	0	1	3	0	4.82	33

2023 - SENIOR YEAR

Date	Opp (Res.)	DEC	QS	IP	H	R	ER	BB	SO	HR	ERA	NP
2/18	INDIANA (W, 6-1)	-	-	1.2	2	1	1	1	2	0	5.40	36
2/21	vs. North Alabama (W, 13-1)	-	-	2.0	1	0	0	0	4	0	2.45	21
2/26	*USC (T, 12-12)	-	-	0.0	3	4	4	1	0	2	12.27	13
3/4	LIPSCOMB (W, 12-11)	-	-	3.1	4	2	2	0	7	1	9.00	56
3/8	at Jacksonville State (W, 6-3)	W	-	1.0	1	0	0	2	2	0	7.88	27
3/11	SOUTHEASTERN (L, 3-8)	L	-	1.1	2	3	3	0	1	0	9.64	25
3/14	GEORGIA TECH (W, 12-11 [12])	W	-	2.0	1	0	0	0	2	0	7.94	21
3/17	at #3 Arkansas (L, 2-7)	-	-	0.2	1	0	0	0	0	0	7.50	8
3/19	at #3 Arkansas (L, 0-5)	-	-	0.1	0	0	0	0	1	0	7.30	7
3/21	vs. South Alabama (W, 6-5)	S	-	1.0	0	0	0	0	1	0	6.75	11
3/24	GEORGIA (W, 6-3)	S	-	1.0	0	0	0	1	2	0	6.28	18
3/25	GEORGIA (L, 7-24 [8])	-	-	0.2	1	3	3	2	1	1	7.80	22
3/31	at #2 Florida (W, 10-1)	-	-	1.0	0	0	0	1	1	0	7.31	23
4/2	at #2 Florida (L, 8-17)	-	-	0.2	1	1	1	0	2	0	7.56	12

CAMERON KESHOCK'S AUBURN APPEARANCES

2023 - FRESHMAN YEAR

Date	Opp (Res.)	DEC	QS	IP	H	R	ER	BB	SO	HR	ERA	NP
3/1	FLORIDA A&M (W, 18-8)	-	-	0.0	2	4	4	1	0	0	99.00	10
3/11	SOUTHEASTERN (L, 7-8)	-	-	1.0	1	0	0	0	1	0	36.00	8
3/25	GEORGIA (L, 7-24 [8])	-	-	0.0	4	7	7	1	0	0	99.00	18

HAYDEN MURPHY'S AUBURN APPEARANCES

2023 - FRESHMAN YEAR

Date	Opp (Res.)	DEC	QS	IP	H	R	ER	BB	SO	HR	ERA	NP
2/19	INDIANA (L, 2-11)	-	-	0.2	1	0	0	0	0	0	0.00	9
2/26	USC (T, 12-12)	-	-	1.1	1	0	0	1	0	0	0.00	21
3/5	LIPSCOMB (W, 4-3)	-	-	1.2	3	1	1	0	0	0	2.45	28
3/11	SOUTHEASTERN (L, 3-8)	-	-	0.2	1	0	0	0	0	0	2.08	12
3/21	vs. South Alabama (W, 6-5)	-	-	2.0	3	2	2	1	0	1	4.26	32
4/2	at #2 Florida (L, 8-17)	-	-	1.0	3	5	5	2	2	2	9.82	22
4/7	TEXAS A&M (L, 6-12)	-	-	3.0	7	4	4	1	1	0	10.45	64

DREW NELSON'S AUBURN APPEARANCES

2023 - FRESHMAN YEAR

Date	Opp (Res.)	DEC	QS	IP	H	R	ER	BB	SO	HR	ERA	NP
2/19	*INDIANA (L, 2-11)	L	-	0.2	2	4	4	3	0	1	54.00	32
2/26	USC (T, 12-12)	-	-	1.2	4	4	4	0	1	0	30.86	26
3/11	SOUTHEASTERN (L, 7-8)	-	-	2.2	2	2	1	1	3	0	16.20	43
3/17	at #3 Arkansas (L, 2-7)	-	-	1.2	0	0	0	1	5	0	12.15	30
3/21	*vs. South Alabama (W, 6-5)	W	-	4.0	1	0	0	1	2	0	7.59	65
3/28	*NORTH ALABAMA (W, 14-1 [7])	W	X	7.0	3	1	1	1	7	0	5.09	93
4/2	at #2 Florida (L, 8-17)	L	-	1.0	1	3	3	3	1	0	6.27	29
4/6	TEXAS A&M (L, 5-9)	-	-	0.2	1	0	0	0	1	0	6.05	9
4/7	TEXAS A&M (L, 6-12)	-	-	2.1	0	0	0	3	2	0	5.40	39

RYAN OLSON'S AUBURN APPEARANCES

2023 - FRESHMAN YEAR

Date	Opp (Res.)	DEC	QS	IP	H	R	ER	BB	SO	HR	ERA	NP
2/19	INDIANA (L, 2-11)	-	-	0.1	1	1	1	2	0	0	27.00	16
3/1	FLORIDA A&M (W, 18-8)	-	-	1.0	2	0	0	0	2	0	6.75	26
3/11	SOUTHEASTERN (L, 7-8)	-	-	1.0	3	3	3	0	1	0	21.60	10

TOMMY SHEEHAN'S AUBURN APPEARANCES

2022 - FIFTH YEAR

Date	Opp (Res.)	DEC	QS	IP	H	R	ER	BB	SO	HR	ERA	NP
2/18	*vs. Oklahoma (L, 0-3)	-	-	1.0	1	0	0	1	1	0	0.00	33
2/23	*TROY (W, 13-1)	-	-	3.0	1	1	1	3	1	0	2.25	43
3/6	RHODE ISLAND (W, 14-1)	S	-	3.0	0	0	0	1	5	0	1.29	47
3/13	MIDDLE TENNESSEE-G1 (W, 10-7)	W	-	3.2	4	2	2	2	1	1	2.53	52
3/19	#1 OLE MISS (L, 2-15)	-	-	2.2	5	3	3	0	3	0	4.05	40
3/27	*at Texas A&M (W, 13-9)	-	-	1.0	3	5	5	4	0	0	6.91	38
4/9	*#12 VANDERBILT (L, 4-19)	-	-	1.1	2	2	2	2	1	0	7.47	28
4/20												

SUPERLATIVES AND MISCELLANEOUS NOTES
STARTS BY POSITION
STARTING PITCHER

Tommy Vail	7	5-2
Konner Copeland	4	2-2
Zach Crotchfelt	4	1-3
Chase Allsup	3	2-1
Tanner Bauman	3	3-0
Christian Herberholz	3	2-1
Drew Nelson	3	2-1
Will Cannon	2	1-1
John Armstrong	1	0-1
Jospeh Gonzalez	1	1-0
Chase Isbell	1	0-0-1
Tommy Sheehan	1	0-1

CATCHER

Nate LaRue	22	11-10-1
Ryan Dyal	5	3-2
Carter Wright	5	5-0
Ike Irish	1	0-1

FIRST BASE

Cooper McMurray	16	8-7-1
Ike Irish	12	6-6
Cam Hill	3	3-0
Brody Wortham	2	1-1

SECOND BASE

Caden Green	22	12-9-1
Brody Moss	7	5-2
Bryson Ware	4	2-2

THIRD BASE

Bryson Ware	29	17-11-1
Gavin Miller	4	2-2

SHORTSTOP

Cole Foster	30	18-11-1
Caden Green	3	1-2

LEFT FIELD

Chris Stanfield	17	10-7
Bobby Peirce	14	7-6-1
Mike Bello	1	1-0
Josh Hall	1	1-0

CENTER FIELD

Kason Howell	32	18-13-1
Chris Stanfield	1	1-0

RIGHT FIELD

Justin Kirby	29	17-11-1
Josh Hall	2	1-1
Bobby Peirce	2	1-1

DESIGNATED HITTER

Ike Irish	20	13-6-1
Mike Bello	4	0-4
Bobby Peirce	4	3-1
Ryan Dyal	2	2-0
Justin Kirby	2	1-1
Cam Hill	1	0-1

2023 AUBURN & OPPONENT HIGHS
TEAM BATTING

	AUBURN	OPPONENT
Runs in a game	18, vs. FAMU [7] (3/1)	24, Georgia (3/25)
Runs in an inning	11 [1st], vs. FAMU [7] (3/1)	16 [8th], Georgia (3/25)
Most Hits in a game	20, vs. Georgia Tech (3/14)	22, Georgia Tech (3/14)
Fewest Hits in a game	3, at Arkansas (3/19)	3, two times
Hits in an inning	7 [1st], vs. FAMU [7] (3/1)	8 [8th], Georgia (3/25)
2B in a game	8, vs. Lipscomb (3/4)	8, Georgia Tech (3/14)
3B in a game	1, seven times	1, two times
HR in a game	3, four times	4, Lipscomb (3/4)
SB in a game	2, six times	5, Texas A&M (4/7)
LOB in a game	15, vs. Georgia Tech (3/14)	14, Georgia (3/24)
K in a game	15, vs. Texas A&M (4/6)	14, two times
BB in a game	14, vs. FAMU [7] (3/1)	14, Florida (4/2)

TEAM PITCHING

	AUBURN	OPPONENT
K in a game	14, two times	15, Texas A&M (4/6)
BB in a game	14, at Florida (4/2)	14, FAMU (3/1)
Pitchers used	8, vs. Georgia Tech (3/14)	10, Georgia Tech (4/11)
Total Quality Starts	1	6

TEAM FIELDING

	AUBURN	OPPONENT
Errors in a game	4, vs. USA (3/21)	3, USC (2/26)
DP turned in a game	3, two times	3, Southeastern (3/11)

IND. BATTING

	AUBURN	OPPONENT
Hits in a game	5, Peirce at GT (4/11)	5, two times
Runs in a game	3, 15 times	5, Langford [UF] (4/2)
2B in a game	3, Howell vs. Lipscomb (3/3)	2, 10 times
3B in a game	1, seven times	1, two times
HR in a game	2, three times	2, four times
RBI in a game	7, Kirby vs. USC (2/26)	8, Heyman [UF] (4/2)
XBH in a game	3, two times	3, two times
SB in a game	2, two times	2, two times
BB in a game	3, six times	3, 12 times
HBP in a game	2, two times	2, three times
K in a game	4, Kirby vs. Lipscomb (3/4)	3, 10 times
Hitting Streak	16, Ware (3/14-current)	3, 23 times
Consec. G w/HR	4, Ware (3/3-7)	2, four times

IND. PITCHING

	AUBURN	OPPONENT
K by a starter	8, Vail vs. UAB (3/7)	11, Dettmer [TAMU] (4/6)
K by a reliever	7, Isbell vs. Lipscomb (3/4)	7, Van Treek [LIP] (3/4)
BB by a starter	5, Vail at Florida (4/2)	6, Waldrep [UF] (4/1)
BB by a reliever	3, 10 times	5, Langley [FAMU] (3/1)
IP by a starter	7.0, Nelson vs. UNA (3/28)	7.0, Tucker [LIP] (3/5)
IP by a reliever	4.2, Cannon at Arkansas (3/19)	4.0, Van Treek [LIP] (3/4)

MISCELLANEOUS

	AUBURN
Biggest comeback win	7, vs. Georgia Tech (3/14)
Biggest blown lead loss	5, at Florida (4/2)
Largest margin of victory	13, vs. UNA [7] (3/28)
Largest margin of defeat	17, vs. Georgia (3/25)
Longest game, Time	4:33, vs. Georgia Tech (3/14)
Longest game, Time (9 inn)	3:48, vs. USC (2/26)
Shortest game, Time (9 inn)	2:13, vs. UAB (3/7)
Longest game, Innings	12, vs. Georgia Tech (3/14)
Largest crowd, Home	4,096, nine times
Largest crowd, Road	9,359, at Arkansas (3/18)
Largest crowd, Neutral	5,448, vs. UNA [7] (2/21)

STARTS BY ORDER
LEADOFF

Kason Howell	15	9-6
Cole Foster	9	3-6
Bobby Peirce	7	5-1-1
Mike Bello	1	1-0
Josh Hall	1	1-0

2ND SPOT

Cole Foster	19	13-5-1
Bobby Peirce	9	3-6
Brody Moss	2	2-0
Chris Stanfield	2	1-1
Mike Bello	1	0-1

3RD SPOT

Ike Irish	18	6-12
Justin Kirby	11	10-0-1
Bryson Ware	4	3-1

CLEANUP

Ike Irish	16	13-1-1
Bryson Ware	15	4-11
Justin Kirby	3	2-1

5TH SPOT

Justin Kirby	14	6-8
Bryson Ware	11	10-0-1
Cooper McMurray	6	1-5
Nate LaRue	2	2-0

6TH SPOT

Chris Stanfield	7	4-3
Ryan Dyal	6	4-2
Cooper McMurray	5	3-2
Kason Howell	6	3-2-1
Bobby Peirce	4	3-1
Justin Kirby	3	0-3
Cole Foster	1	1-0
Gavin Miller	1	1-0

7TH SPOT

Kason Howell	9	4-5
Chris Stanfield	9	6-3
Cooper McMurray	3	2-0-1
Gavin Miller	3	1-2
Caden Green	2	1-1
Cam Hill	2	2-0
Bryson Ware	2	1-1
Ryan Dyal	1	1-0
Cole Foster	1	1-0
Brody Moss	1	0-1

8TH SPOT

Nate LaRue	18	8-9-1
Carter Wright	4	4-0
Mike Bello	2	0-2
Josh Hall	2	1-1
Cam Hill	2	1-1
Cooper McMurray	2	2-0
Brody Wortham	2	2-0
Bryson Ware	1	1-0

9TH SPOT

Caden Green	23	12-10-1
Brody Moss	4	3-1
Kason Howell	2	2-0
Nate LaRue	2	1-1
Mike Bello	1	0-1
Carter Wright	1	1-0

PITCHING NOTES

2023 BULLPEN BY NUMBERS

Total App.....	115
Saves/Opp.....	9/10
IR/IRS.....	128/56
BA Against.....	.297
ERA.....	6.85

SAVES/OPP

Will Cannon.....	3/4
Chase Allsup.....	2/2
Chase Isbell.....	2/2
John Armstrong.....	1/1
Parker Carlson.....	1/1

INHERITED RUNNERS/SCORED

Chase Allsup.....	9/4
John Armstrong.....	22/4
Tanner Bauman.....	4/1
Will Cannon.....	16/7
Parker Carlson.....	19/10
Konner Copeland.....	5/5
Zach Crotchfelt.....	4/0
Christian Herberholz.....	12/5
Trevor Horne.....	7/3
Chase Isbell.....	16/5
Cameron Keshock.....	2/2
Hayden Murphy.....	9/7
Drew Nelson.....	3/3

1ST BATTER FACED/RETIRED

Chase Allsup.....	9/5
John Armstrong.....	14/10
Tanner Bauman.....	7/4
Will Cannon.....	10/6
Parker Carlson.....	11/5
Konner Copeland.....	6/2
Zach Crotchfelt.....	5/3
Christian Herberholz.....	9/6
Trevor Horne.....	8/6
Chase Isbell.....	13/8
Cameron Keshock.....	3/0
Hayden Murphy.....	7/5
Drew Nelson.....	6/2
Ryan Olson.....	3/1
Tommy Sheehan.....	2/1
Tommy Vail.....	2/1

RELIEF ERA

Tommy Sheehan.....	0.00
Tommy Vail.....	0.00
Will Cannon.....	3.80
Parker Carlson.....	4.00
John Armstrong.....	4.44
Christian Herberholz.....	4.67
Chase Isbell.....	5.40
Tanner Bauman.....	5.79
Drew Nelson.....	7.20
Chase Allsup.....	7.30
Zach Crotchfelt.....	7.62
Trevor Horne.....	8.68
Hayden Murphy.....	10.45
Konner Copeland.....	17.61
Ryan Olson.....	21.60
Cameron Keshock.....	99.00

2023 Auburn Baseball
Team Game-by-Game for Auburn (as of Apr 12, 2023)
Pitching (All games)

Date	Opponent	ip	h	r	er	bb	so	2b	3b	hr	wp	bk	hbp	dp	ibb	score	w-l	sv	era
Feb 17	INDIANA	9.0	5	4	3	4	12	0	0	1	0	0	3	0	0	8-4	1-0	0	3.00
Feb 18	INDIANA	9.0	4	1	1	3	5	1	0	0	0	0	1	2	0	6-1	2-0	0	2.00
Feb 19	INDIANA	9.0	14	11	11	7	7	4	0	1	1	0	1	0	0	2-11	2-1	0	5.00
Feb 21	vs North Alabama	7.0	5	1	1	0	12	3	0	0	0	0	0	0	0	13-1	3-1	0	4.24
Feb 24	USC	9.0	8	3	3	6	6	2	1	0	0	0	1	1	0	5-3	4-1	1	3.98
Feb 25	USC	9.0	9	6	5	7	8	2	0	1	0	0	0	1	0	12-6	5-1	2	4.15
Feb 26	USC	9.0	15	12	12	4	6	5	0	2	2	0	1	0	0	12-12	5-1	2	5.31
Mar 01	FLORIDA A&M	7.0	7	8	6	5	14	0	0	1	0	0	1	0	0	18-8	6-1	2	5.56
Mar 03	LIPSCOMB	9.0	7	3	3	3	14	2	0	3	0	0	1	1	0	7-3	7-1	3	5.26
Mar 04	LIPSCOMB	9.0	16	11	11	3	11	1	0	4	0	0	0	0	0	12-11	8-1	3	5.86
Mar 05	LIPSCOMB	9.0	6	3	3	4	7	0	0	1	3	0	1	0	0	4-3	9-1	3	5.59
Mar 07	UAB	9.0	3	1	1	3	11	0	0	0	1	0	0	0	0	4-1	10-1	4	5.19
Mar 08	at Jacksonville Stat	9.0	7	3	2	4	13	3	0	0	2	0	0	0	0	6-3	11-1	5	4.94
Mar 10	SOUTHEASTERN	9.0	7	1	1	3	7	1	0	0	1	0	4	0	0	7-1	12-1	6	4.65
Mar 11	SOUTHEASTERN	9.0	14	8	6	4	9	1	0	1	1	0	0	1	0	3-8	12-2	6	4.74
Mar 11	SOUTHEASTERN	9.0	13	8	7	3	9	4	0	0	2	0	2	0	0	7-8	12-3	6	4.89
Mar 14	GEORGIA TECH	12.0	22	11	11	1	12	8	0	0	0	1	2	0	0	12-11	13-3	6	5.15
*Mar 17	at Arkansas	8.0	8	7	6	7	11	1	0	1	0	0	1	0	0	2-7	13-4	6	5.23
*Mar 18	at Arkansas	8.0	9	9	6	3	9	3	0	1	0	0	1	0	0	3-9	13-5	6	5.30
*Mar 19	at Arkansas	8.0	9	5	5	3	8	2	0	1	0	0	3	2	0	0-5	13-6	6	5.32
Mar 21	vs South Alabama	9.0	6	5	5	3	4	0	0	3	2	0	1	0	0	6-5	14-6	7	5.30
*Mar 23	GEORGIA	11.0	10	6	6	4	10	3	0	0	1	0	0	0	0	7-6	15-6	7	5.28
*Mar 24	GEORGIA	9.0	10	3	2	5	7	2	0	1	2	0	2	1	0	6-3	16-6	8	5.14
*Mar 25	GEORGIA	8.0	20	24	22	9	10	3	0	3	2	0	2	0	0	7-24	16-7	8	5.87
Mar 28	NORTH ALABAMA	7.0	3	1	1	1	7	1	0	0	0	0	0	0	0	14-1	17-7	8	5.73
*Mar 31	at Florida	9.0	6	1	1	6	7	2	0	0	0	0	3	2	0	10-1	18-7	8	5.54
*Apr 1	at Florida	8.0	19	12	9	4	7	2	1	1	1	0	1	0	0	5-12	18-8	8	5.70
*Apr 02	at Florida	8.0	12	17	16	13	12	4	0	2	0	0	3	0	1	8-17	18-9	8	6.10
Apr 04	at UAB	8.1	11	6	6	5	9	1	0	0	2	0	1	0	1	5-6	18-10	8	6.11
*Apr 06	TEXAS A&M	9.0	11	9	9	5	9	3	0	3	3	0	1	1	0	5-9	18-11	8	6.21
*Apr 07	TEXAS A&M	9.0	12	9	9	13	8	1	0	3	1	1	0	3	0	10-9	19-11	9	6.30
*Apr 07	TEXAS A&M	9.0	14	12	11	12	7	2	0	0	4	0	0	3	0	6-12	19-12	9	6.45
Apr 11	at Georgia Tech	9.2	12	12	12	12	10	3	0	3	1	0	0	1	2	8-12	19-13	9	6.61
Totals		290.0	334	233	213	169	298	70	2	37	32	1	36	21	4	240-233	19-13	9	6.61

AUBURN STARTING PITCHER BREAKDOWN

Starter	GS	Quality Starts	Run Support	RS/Start	Auburn Record
Vail	7	--	36	5.1	5-2
Copeland	4	--	9	2.3	2-2
Crotchfelt	4	--	5	1.2	1-3
Allsup	3	--	2	0.7	2-1
Bauman	3	--	4	1.3	3-0
Herberholz	3	--	12	4.0	2-1
Nelson	3	1	19	6.3	2-1
Cannon	2	--	13	6.5	1-1
Armstrong	1	--	3	3.0	0-1
Gonzalez	1	--	4	4.0	1-0
Isbell	1	--	0	0.0	0-0-1
Sheehan	1	--	0	0.0	0-1

Auburn Overall Rankings

Category	Rank	No.
ERA	14th	6.61
Opp BA	14th	.288
Hits Allowed	14th	334
Walks	13th	169
Strikeouts	12th	298

Auburn SEC-Only Rankings

Category	Rank	No.
ERA	13th	8.83
Opp BA	14th	.326
Hits Allowed	14th	140
Walks	14th	84
Strikeouts	T-9th	105

AUBURN PITCHING BREAKDOWN

	W-L	ERA	IP	H	R	ER	BB	K	HR	AVG	W-L	ERA	IP	H	R	ER	BB	K	HR	AVG	
STARTERS	6-8	6.22	110.0	120	85	76	60	111	20	.274	HOME	15-6	6.55	198.0	230	155	144	109	196	25	.290
RELIEVERS	13-5	6.85	180.0	214	148	137	109	187	17	.297	ROAD	2-7	7.46	76.0	93	72	63	57	86	9	.303
TOTALS	19-13	6.61	290.0	334	233	213	169	298	37	.288	NEUT.	2-0	3.38	16.0	11	6	6	3	16	3	.183

HITTING NOTES

2023 MULTI-HIT GAMES

	2	3	4	5+	Total
Ike Irish	13	4	2	-	19
Bryson Ware	9	4	-	-	13
Cole Foster	5	3	2	-	10
Justin Kirby	7	-	1	-	8
Kason Howell	6	2	-	-	8
Bobby Peirce	4	2	1	-	7
Chris Stanfield	6	-	-	-	6
Caden Green	4	-	-	-	4
Cooper McMurray	1	1	-	-	2
Mike Bello	1	-	-	-	1
Josh Hall	-	1	-	-	1
Gavin Miller	1	-	-	-	1
Brody Moss	1	-	-	-	1
Carter Wright	1	-	-	-	1

CAREER AUBURN MULTI-HIT GAMES

	2	3	4	5+	Total
Kason Howell	43	18	1	-	62
Bryson Ware	20	8	-	-	28
Cole Foster	12	5	3	-	20
Ike Irish	13	4	2	-	19
Cam Hill	13	4	-	-	17
Bobby Peirce	11	5	-	1	17
Nate LaRue	8	1	-	-	9
Justin Kirby	7	-	1	-	8
Ryan Dyal	7	-	-	-	7
Josh Hall	5	2	-	-	7
Mike Bello	4	2	-	-	6
Chris Stanfield	6	-	-	-	6
Caden Green	4	-	-	-	4
Cooper McMurray	1	1	-	-	2
Gavin Miller	1	-	-	-	1
Brody Moss	1	-	-	-	1
Carter Wright	1	-	-	-	1

2023 MULTI-RBI GAMES

	2	3	4	5+	Total
Bryson Ware	5	8	-	-	13
Ike Irish	4	2	1	1	8
Justin Kirby	2	3	-	-	6
Cole Foster	3	1	1	-	5
Kason Howell	3	-	1	-	4
Cooper McMurray	4	2	1	-	7
Chris Stanfield	5	-	-	-	5
Bobby Peirce	2	2	-	-	4
Josh Hall	2	-	-	-	2
Carter Wright	2	-	-	-	2
Caden Green	1	-	-	-	1
Cam Hill	1	-	-	-	1
Gavin Miller	1	-	-	-	1
Brody Moss	1	-	-	-	1

CAREER AUBURN MULTI-RBI GAMES

	2	3	4	5+	Total
Bryson Ware	12	8	2	2	24
Kason Howell	14	7	1	1	23
Cole Foster	8	3	2	1	14
Cam Hill	7	3	1	-	11
Nate LaRue	9	1	-	1	11
Bobby Peirce	8	4	-	-	12
Ryan Dyal	5	3	1	-	9
Ike Irish	4	2	1	1	8
Cooper McMurray	4	2	1	-	7
Justin Kirby	2	3	-	-	6
Josh Hall	4	1	-	-	5
Chris Stanfield	5	-	-	-	5
Mike Bello	3	-	-	-	3
Carter Wright	2	-	-	-	2
Caden Green	1	-	-	-	1
Gavin Miller	1	-	-	-	1
Brody Moss	1	-	-	-	1

CAREER AUBURN STARTS

	Career	Consec.
Kason Howell	221	20
Bryson Ware	93	33
Cole Foster	86	16
Nate LaRue	78	1
Cam Hill	60	-
Bobby Peirce	60	12
Ryan Dyal	56	-
Ike Irish	33	33
Mike Bello	32	-
Justin Kirby	31	1
Caden Green	25	12
Josh Hall	19	-
Chris Stanfield	18	-
Cooper McMurray	16	9
Brody Moss	7	-
Carter Wright	5	-
Gavin Miller	4	-
Brody Wortham	2	-

TEAM NOTES

Auburn Overall SEC Rankings			Auburn SEC-Only Rankings		
Category	Rank	No.	Category	Rank	No.
Avg.	10th	.292	Avg.	12th	.244
Hits	6th	330	Hits	T-9th	99
2B	1st	78	2B	T-2nd	24
HR	11th	42	HR	T-7th	16
BB	10th	168	BB	T-10th	52

2023 AUBURN HOME RUNS

No.	Player (#)	Opponent (Date)	On	Outs	Inn.	Pitcher
1	Justin Kirby (1)	Indiana (2/17)	1	0	4	Levy (R)
2	Justin Kirby (2)	Indiana (2/19)	0	0	8	Kraft (L)
3	Bobby Peirce (1)	North Alabama (2/21)	0	1	5	Malecha (R)
4	Bryson Ware (1)	North Alabama (2/21)	1	0	6	Malecha (R)
5	Justin Kirby (3)	USC (2/24)	0	2	7	Blum (R)
6	Bryson Ware (2)	USC (2/25)	1	2	8	Wisch (R)
7	Cooper McMurray (1)	USC (2/25)	1	2	8	Wisch (R)
8	Bryson Ware (3)	USC (2/26)	0	2	1	Hammond (R)
9	Justin Kirby (4)	USC (2/26)	2	2	2	Hammond (R)
10	Justin Kirby (5)	USC (2/26)	3	0	5	Sodersten (R)
11	Justin Kirby (6)	Florida A&M (3/1)	2	0	1	Tease (R)
12	Cooper McMurray (2)	Florida A&M (3/1)	2	0	1	Tease (R)
13	Cole Foster (1)	Florida A&M (3/1)	2	0	1	Langely (R)
14	Bryson Ware (4)	Lipscomb (3/3)	0	0	4	Dunkleberger (L)
15	Bryson Ware (5)	Lipscomb (3/4)	1	0	8	Kantola (R)
16	Bryson Ware (6)	Lipscomb (3/5)	2	2	8	Thompson (L)
17	Bryson Ware (7)	UAB (3/7)	1	1	4	Haines (R)
18	Cole Foster (2)	Southeastern (3/10)	2	2	6	Robb (R)
19	Chris Stanfield (1)	Southeastern (3/11)	1	1	2	Kinzeler (R)
20	Kason Howell (1)	Southeastern (3/11)	0	0	6	Landry (R)
21	Justin Kirby (7)	Georgia Tech (3/14)	1	0	5	Finateri (R)
22	Kason Howell (2)	at Arkansas (3/17)	0	2	3	Hollan (L)
23	Bryson Ware (8)	at Arkansas (3/18)	0	0	4	McEntire (R)
24	Bryson Ware (9)	at Arkansas (3/19)	0	0	6	McEntire (R)
25	Kason Howell (3)	vs. South Alabama (3/21)	2	1	3	Knowlton (R)
26	Caden Green (1)	Georgia (3/23)	0	1	5	Rhadans (R)
27	Bryson Ware (10)	Georgia (3/23)	0	0	6	Rhadans (R)
28	Ike Irish (1)	Georgia (3/24)	0	0	5	Woods (L)
29	Justin Kirby (8)	Georgia (3/24)	2	2	6	Woods (L)
30	Bryson Ware (11)	Georgia (3/25)	2	0	6	Rhadans (R)
31	Cole Foster (3)	North Alabama (3/28)	0	0	1	Brown (R)
32	Bryson Ware (12)	North Alabama (3/28)	0	2	3	Howard (R)
33	Ike Irish (2)	North Alabama (3/28)	2	1	5	Agosto (R)
34	Ike Irish (3)	at Florida (3/31)	1	1	1	Sproat (R)
35	Bryson Ware (13)	at Florida (3/31)	0	0	9	Jameson (R)
36	Bobby Peirce (2)	at Florida (4/1)	1	0	3	Waldrep (R)
37	Cooper McMurray (3)	at Florida (4/2)	0	0	2	Caglianone (L)
38	Caden Green (2)	at Florida (4/2)	1	0	4	Caglianone (L)
39	Bryson Ware (14)	at Florida (4/2)	2	2	5	Fisher (L)
40	Cooper McMurray (4)	Texas A&M (4/7)	2	2	1	Lamkin (L)
41	Cooper McMurray (5)	Texas A&M (4/7)	0	0	5	Sexton (R)
42	Bryson Ware (15)	at Georgia Tech (4/11)	1	0	9	Busse (R)

AUBURN CAREER HOME RUN BREAKDOWN

	1R	2R	3R	GS	Career	Home	Road	Last
Bello	1	--	--	--	1	--	1	3/26/22
Dyal	3	3	--	1	7	6	1	3/17/22
Foster	5	2	4	1	12	9	3	3/28/23
Green	1	1	--	--	2	1	1	4/2/23
Hill	2	3	--	1	6	6	--	6/4/22
Howell	6	3	3	--	12	4	8	3/21/23
Irish	1	1	1	--	3	2	1	3/31/23
Kirby	2	2	3	1	8	8	--	3/24/23
LaRue	5	3	--	--	8	6	2	6/3/22
McMurray	2	1	2	--	5	4	1	4/7/23
Peirce	8	2	1	--	11	5	6	2/21/23
Stanfield	--	1	--	--	1	1	--	3/11/23
Ware	9	9	3	1	22	14	8	4/11/23

AUBURN HITTING STREAKS

	Current	'23	Career
Mike Bello	-	1	6
Ryan Dyal	-	3	4
Cole Foster	7	11	11
Caden Green	3	4	4
Josh Hall	-	1	4
Cam Hill	-	2	8
Kason Howell	4	6	9
Ike Irish	1	10	10
Justin Kirby	4	5	5
Nate LaRue	-	5	5
C. McMurray	-	6	6
Gavin Miller	-	2	2
Brody Moss	-	1	2
Bobby Peirce	9	9	11
Chris Stanfield	2	5	5
Bryson Ware	17	17	17
Brody Wortham	-	1	1
Carter Wright	-	2	2

AUBURN REACHED BASE STREAKS

	Current	'23	Career
Mike Bello	-	2	8
Ryan Dyal	-	3	15
Cole Foster	12	15	15
Caden Green	6	6	6
Josh Hall	-	1	5
Cam Hill	-	2	8
Kason Howell	13	13	23
Ike Irish	2	11	11
Justin Kirby	19	19	19
Nate LaRue	-	6	7
C. McMurray	1	14	14
Gavin Miller	-	4	4
Brody Moss	-	3	3
Bobby Peirce	9	9	20
Chris Stanfield	2	7	7
Bryson Ware	34	33	34
Brody Wortham	-	2	2
Carter Wright	-	5	5

BUNT HITS

Player	No.
Jason Hall.....	2
Kason Howell.....	2
Bryson Ware.....	2
Ike Irish.....	1
TOTAL.....	7

SAC BUNTS

Player	No.
Caden Green.....	3
Bryson Ware.....	3
Cole Foster.....	1
TOTAL.....	7

SAC FLIES

Player	No.
Bryson Ware.....	4
Ike Irish.....	2
Bobby Peirce.....	2
Mike Bello.....	1
Cole Foster.....	1
Caden Green.....	1
Kason Howell.....	1
Nate LaRue.....	1
Cooper McMurray.....	1
Brody Moss.....	1
Carter Wright.....	1
TOTAL.....	16

OUTFIELD ASSISTS

Player	No.
Bobby Peirce.....	3
Chris Stanfield.....	2
Josh Hall.....	1
Kason Howell.....	1
Justin Kirby.....	1
TOTAL.....	8

PINCH HITS

Player	No.
Cooper McMurray.....	2
Gavin Miller.....	2
Chris Stanfield.....	2
Mike Bello.....	1
Cam Hill.....	1
Brody Wortham.....	1
TOTAL.....	9

AUBURN 2023 GAME-BY-GAME STARTING LINEUPS

DATE	OPP	1	2	3	4	5	6	7	8	9	SP
2/17	Indiana	Peirce	Foster	Irish	Kirby	LaRue	McMurray	Howell	Ware	Green	Allsup
2/18	Indiana	Peirce	Foster	Irish	Kirby	LaRue	Howell	Ware	Wortham	Green	Gonzalez
2/19	Indiana	Peirce	Foster	Irish	Kirby	McMurray	Howell	Ware	LaRue	Green	Nelson
2/21	vs. North Alabama	Peirce	Moss	Kirby	Irish	Ware	Dyal	Foster	Hill	Howell	Copeland
2/24	USC	Peirce	Moss	Kirby	Irish	Ware	Foster	Hill	LaRue	Howell	Allsup
2/25	USC	Peirce	Foster	Kirby	Irish	Ware	Howell	McMurray	LaRue	Moss	Herberholz
2/26	USC	Peirce	Foster	Kirby	Irish	Ware	Howell	McMurray	LaRue	Green	Isbell
3/1	Florida A&M	Hall	Foster	Kirby	Irish	Ware	Dyal	Howell	McMurray	Moss	Vail
3/3	Lipscomb	Howell	Foster	Kirby	Irish	Ware	Stanfield	McMurray	LaRue	Green	Bauman
3/4	Lipscomb	Howell	Foster	Kirby	Irish	Ware	Dyal	Stanfield	McMurray	Green	Herberholz
3/5	Lipscomb	Howell	Foster	Kirby	Irish	Ware	Stanfield	Hill	LaRue	Green	Crotchfelt
3/7	UAB	Howell	Foster	Kirby	Irish	Ware	Peirce	Stanfield	LaRue	Moss	Vail
3/8	at Jacksonville State	Bello	Foster	Kirby	Irish	Ware	Dyal	Stanfield	Wright	Green	Copeland
3/10	Southeastern	Howell	Foster	Kirby	Irish	Ware	Stanfield	Dyal	LaRue	Green	Bauman
3/11	Southeastern	Howell	Bello	Irish	Ware	Kirby	Stanfield	Moss	LaRue	Green	Crotchfelt
3/11	Southeastern	Howell	Stanfield	Irish	Ware	Kirby	Dyal	Miller	Hill	Green	Herberholz
3/14	Georgia Tech	Howell	Stanfield	Irish	Ware	Kirby	Miller	Green	Hall	LaRue	Vail
3/17	at Arkansas*	Howell	Foster	Irish	Ware	Kirby	Stanfield	Green	Hall	LaRue	Vail
3/18	at Arkansas*	Howell	Foster	Irish	Ware	Kirby	Dyal	Stanfield	Bello	Moss	Crotchfelt
3/19	at Arkansas*	Howell	Foster	Irish	Ware	Kirby	Stanfield	Miller	LaRue	Bello	Copeland
3/21	vs. South Alabama	Howell	Foster	Irish	Ware	Kirby	Stanfield	Miller	Wortham	Wright	Nelson
3/23	Georgia*	Howell	Foster	Ware	Irish	Kirby	Peirce	Stanfield	LaRue	Green	Vail
3/24	Georgia*	Howell	Foster	Ware	Irish	Kirby	Peirce	Stanfield	Wright	Green	Bauman
3/25	Georgia*	Howell	Foster	Ware	Irish	Kirby	Peirce	Stanfield	LaRue	Green	Crotchfelt
3/28	North Alabama	Foster	Peirce	Ware	Irish	Kirby	McMurray	Howell	Wright	Green	Nelson
3/31	at Florida*	Foster	Peirce	Irish	Ware	Kirby	McMurray	Howell	LaRue	Green	Cannon
4/1	at Florida*	Foster	Peirce	Irish	Ware	Kirby	McMurray	Howell	LaRue	Green	Armstrong
4/2	at Florida*	Foster	Peirce	Irish	Ware	Kirby	McMurray	Howell	LaRue	Green	Vail
4/4	at UAB	Foster	Peirce	Irish	Ware	McMurray	Kirby	Howell	LaRue	Green	Copeland
4/6	Texas A&M*	Foster	Peirce	Irish	Ware	McMurray	Kirby	Howell	LaRue	Green	Cannon
4/7	Texas A&M*	Foster	Peirce	Irish	Ware	McMurray	Howell	Stanfield	Wright	Green	Vail
4/7	Texas A&M*	Foster	Peirce	Irish	Ware	McMurray	Howell	Stanfield	Bello	Green	Sheehan
4/11	at Georgia Tech	Foster	Peirce	Irish	Ware	McMurray	Kirby	Howell	LaRue	Green	Allsup
4/14	at Alabama*										
4/15	at Alabama*										
4/16	at Alabama*										
4/18	Samford										
4/21	Mississippi State*										
4/22	Mississippi State*										
4/23	Mississippi State*										
4/25	Troy										
4/28	at South Carolina*										
4/29	at South Carolina*										
4/30	at South Carolina*										
5/5	LSU*										
5/6	LSU*										
5/7	LSU*										
5/9	vs. Samford										
5/11	at Ole Miss*										
5/12	at Ole Miss*										
5/13	at Ole Miss*										
5/16	Jacksonville State										
5/18	Missouri*										
5/19	Missouri*										
5/20	Missouri*										

* - SEC Game

AUBURN 2023 GAME-BY-GAME STARTERS

DATE	OPP	SP	C	1B	2B	3B	SS	LF	CF	RF	DH
2/17	Indiana	Allsup	LaRue	McMurray	Green	Ware	Foster	Peirce	Howell	Kirby	Irish
2/18	Indiana	Gonzalez	LaRue	Wortham	Green	Ware	Foster	Peirce	Howell	Kirby	Irish
2/19	Indiana	Nelson	LaRue	McMurray	Green	Ware	Foster	Peirce	Howell	Kirby	Irish
2/21	vs. North Alabama	Copeland	Dyal	Hill	Moss	Ware	Foster	Peirce	Howell	Kirby	Irish
2/24	USC	Allsup	LaRue	Hill	Moss	Ware	Foster	Peirce	Howell	Kirby	Irish
2/25	USC	Herberholz	LaRue	McMurray	Moss	Ware	Foster	Peirce	Howell	Kirby	Irish
2/26	USC	Isbell	LaRue	McMurray	Green	Ware	Foster	Peirce	Howell	Kirby	Irish
3/1	Florida A&M	Vail	Dyal	McMurray	Moss	Ware	Foster	Hall	Howell	Kirby	Irish
3/3	Lipscomb	Bauman	LaRue	McMurray	Green	Ware	Foster	Stanfield	Howell	Kirby	Irish
3/4	Lipscomb	Herberholz	Dyal	McMurray	Green	Ware	Foster	Stanfield	Howell	Kirby	Irish
3/5	Lipscomb	Crotchfelt	LaRue	Hill	Green	Ware	Foster	Stanfield	Howell	Kirby	Irish
3/7	UAB	Vail	LaRue	Irish	Moss	Ware	Foster	Stanfield	Howell	Kirby	Peirce
3/8	at Jacksonville State	Copeland	Wright	Irish	Green	Ware	Foster	Bello	Stanfield	Kirby	Dyal
3/10	Southeastern	Bauman	LaRue	Irish	Green	Ware	Foster	Stanfield	Howell	Kirby	Dyal
3/11	Southeastern	Crotchfelt	LaRue	Irish	Moss	Ware	Green	Stanfield	Howell	Kirby	Bello
3/11	Southeastern	Herberholz	Dyal	Irish	Ware	Miller	Green	Stanfield	Howell	Kirby	Hill
3/14	Georgia Tech	Vail	LaRue	Irish	Ware	Miller	Green	Stanfield	Howell	Hall	Kirby
3/17	at Arkansas*	Vail	LaRue	Irish	Green	Ware	Foster	Stanfield	Howell	Hall	Kirby
3/18	at Arkansas*	Crotchfelt	Dyal	Irish	Moss	Ware	Foster	Stanfield	Howell	Kirby	Bello
3/19	at Arkansas*	Copeland	LaRue	Irish	Ware	Miller	Foster	Stanfield	Howell	Kirby	Bello
3/21	vs. South Alabama	Nelson	Wright	Wortham	Ware	Miller	Foster	Stanfield	Howell	Kirby	Irish
3/23	Georgia*	Vail	LaRue	Irish	Green	Ware	Foster	Stanfield	Howell	Kirby	Peirce
3/24	Georgia*	Bauman	Wright	Irish	Green	Ware	Foster	Stanfield	Howell	Kirby	Peirce
3/25	Georgia*	Crotchfelt	LaRue	Irish	Green	Ware	Foster	Stanfield	Howell	Kirby	Peirce
3/28	North Alabama	Nelson	Wright	McMurray	Green	Ware	Foster	Peirce	Howell	Kirby	Irish
3/31	at Florida*	Cannon	LaRue	McMurray	Green	Ware	Foster	Peirce	Howell	Kirby	Irish
4/1	at Florida*	Armstrong	LaRue	McMurray	Green	Ware	Foster	Peirce	Howell	Kirby	Irish
4/2	at Florida*	Vail	LaRue	McMurray	Green	Ware	Foster	Peirce	Howell	Kirby	Irish
4/4	at UAB	Copeland	LaRue	McMurray	Green	Ware	Foster	Peirce	Howell	Kirby	Irish
4/6	Texas A&M*	Cannon	LaRue	McMurray	Green	Ware	Foster	Peirce	Howell	Kirby	Irish
4/7	Texas A&M*	Vail	Wright	McMurray	Green	Ware	Foster	Stanfield	Howell	Peirce	Irish
4/7	Texas A&M*	Sheehan	Irish	McMurray	Green	Ware	Foster	Stanfield	Howell	Peirce	Bello
4/11	at Georgia Tech	Allsup	LaRue	McMurray	Green	Ware	Foster	Peirce	Howell	Kirby	Irish
4/14	at Alabama*										
4/15	at Alabama*										
4/16	at Alabama*										
4/18	Samford										
4/21	Mississippi State*										
4/22	Mississippi State*										
4/23	Mississippi State*										
4/25	Troy										
4/28	at South Carolina*										
4/29	at South Carolina*										
4/30	at South Carolina*										
5/5	LSU*										
5/6	LSU*										
5/7	LSU*										
5/9	vs. Samford										
5/11	at Ole Miss*										
5/12	at Ole Miss*										
5/13	at Ole Miss*										
5/16	Jacksonville State										
5/18	Missouri*										
5/19	Missouri*										
5/20	Missouri*										

* - SEC Game

OVERALL STATS



**2023 Auburn Baseball
Overall Statistics for Auburn (as of Apr 11, 2023)
(All games Sorted by Batting avg)**



Record: 19-13-1 Home: 15-6-1 Away: 2-7 Neutral: 2-0 SEC: 4-8

Player	avg	gp-gs	ab	r	h	2b	3b	hr	rbi	tb	slg%	bb	hp	so	gdp	ob%	sf	sh	sb-att	po	a	e	fld%	
18 Irish, Ike	.388	33-33	134	26	52	16	1	3	33	79	.590	16	3	27	6	.458	2	0	1-1	100	3	3	.972	
8 Ware, Bryson	.381	33-33	126	36	48	9	1	15	43	104	.825	13	6	26	4	.450	4	3	4-4	19	53	5	.935	
27 Peirce, Bobby	.354	21-20	79	22	28	4	2	2	15	42	.532	6	2	10	1	.404	2	0	0-0	36	3	2	.951	
7 Foster, Cole	.345	30-30	116	32	40	9	0	3	23	58	.500	22	3	22	2	.458	1	1	1-3	34	80	3	.974	
3 Stanfield, Chris	.314	26-18	70	10	22	4	2	1	14	33	.471	6	3	15	1	.392	0	0	2-2	34	2	0	1.000	
26 McMurray, Cooper	.275	18-16	51	13	14	4	0	5	19	33	.647	17	3	21	0	.472	1	0	0-0	103	4	1	.991	
14 Kirby, Justin	.265	31-31	117	25	31	9	1	8	26	66	.564	25	3	40	0	.407	0	0	6-6	52	1	0	1.000	
5 Howell, Kason	.262	32-32	126	26	33	16	0	3	15	58	.460	14	4	26	1	.352	1	0	3-3	82	1	0	1.000	
1 Green, Caden	.250	28-25	80	17	20	4	0	2	10	30	.375	14	3	17	3	.378	1	3	1-2	41	57	3	.970	
24 LaRue, Nate	.130	24-22	69	7	9	1	0	0	4	10	.145	8	1	31	0	.228	1	0	3-4	188	15	2	.990	

11 Miller, Gavin	.273	14-4	22	3	6	2	0	0	2	8	.364	4	3	8	0	.448	0	0	0-0	4	12	2	.889	
2 Hall, Josh	.267	18-3	15	4	4	0	0	0	4	4	.267	3	0	6	0	.389	0	0	1-1	5	1	0	1.000	
6 Dyal, Ryan	.240	11-7	25	4	6	0	0	0	3	6	.240	3	2	4	0	.367	0	0	0-0	43	4	1	.979	
16 Hill, Cam	.231	8-4	13	1	3	0	0	0	2	3	.231	4	0	3	2	.412	0	0	0-0	19	0	0	1.000	
31 Bello, Mike	.167	14-5	30	4	5	0	0	0	3	5	.167	2	0	8	0	.212	1	0	0-0	10	0	0	1.000	
4 Wright, Carter	.167	15-5	24	2	4	0	0	0	6	4	.167	4	2	4	2	.323	1	0	0-0	56	11	0	1.000	
9 Moss, Brody	.167	9-7	18	4	3	0	0	0	4	3	.167	5	1	4	0	.360	1	0	0-0	8	10	1	.947	
10 Wortham, Brody	.118	12-2	17	4	2	0	0	0	2	2	.118	2	1	3	0	.250	0	0	0-0	29	2	1	.969	
Totals	.292	33	1132	240	330	78	7	42	228	548	.484	168	40	275	22	.397	16	7	22-26	870	289	27	.977	
Opponents	.288	33	1159	233	334	70	2	37	220	519	.448	169	36	298	15	.391	14	9	27-34	844	279	26	.977	

LOB - Team (279), Opp (284). DPs turned - Team (21), Opp (25). IBB - Team (5), Ware, B. 3, Irish, I. 1, Foster, C. 1, Opp (4).Picked off - LaRue, N. 1.

(All games Sorted by Earned run avg)

Player	era	w-l	app	gs	cg	sho	sv	ip	h	r	er	bb	so	2b	3b	hr	b/avg	wp	hp	bks	sfa	sha		
33 Cannon, Will	3.81	2-1	12	2	0	0/0	3	28.1	30	14	12	17	28	9	0	2	.280	2	4	0	2	1		
25 Bauman, Tanner	4.97	2-1	10	3	0	0/0	0	29.0	29	17	16	16	27	5	1	4	.261	3	6	0	2	2		
21 Vail, Tommy	5.28	2-1	9	7	0	0/0	0	30.2	19	19	18	21	37	4	0	3	.176	0	2	0	0	0		
41 Armstrong, John	5.34	6-1	15	1	0	0/0	1	28.2	31	21	17	12	27	4	0	4	.267	3	5	1	1	1		
29 Herberholz,Christia	5.93	0-2	12	3	0	0/0	0	27.1	36	21	18	12	23	11	0	4	.327	4	0	0	2	2		
77 Crotchfelt, Zach	6.35	0-2	9	4	0	0/0	0	28.1	32	25	20	16	27	5	1	5	.281	4	1	0	0	0		

45 Gonzalez, Joseph	0.00	1-0	1	1	0	0/0	0	5.0	2	0	0	0	1	1	0	0	.125	0	0	0	0	0		
23 Carlson, Parker	4.00	1-0	11	0	0	0/0	1	9.0	13	6	4	8	14	1	0	0	.317	1	2	0	1	0		
12 Nelson, Drew	5.40	2-2	9	3	1	0/0	0	21.2	14	14	13	13	22	6	0	1	.184	4	4	0	3	0		
43 Isbell, Chase	7.56	2-1	14	1	0	0/0	2	16.2	17	14	14	8	26	1	0	4	.258	1	1	0	0	0		
46 Allsup, Chase	8.14	0-0	12	3	0	0/0	2	21.0	32	20	19	17	24	6	0	4	.352	5	3	0	1	2		
17 Horne, Trevor	8.68	0-0	8	0	0	0/0	0	9.1	10	9	9	6	9	0	0	1	.263	1	0	0	0	0		
22 Murphy, Hayden	10.45	0-0	7	0	0	0/0	0	10.1	19	12	12	5	3	4	0	3	.388	2	1	0	1	1		
54 Copeland, Konner	10.53	1-1	10	4	0	0/0	0	19.2	34	23	23	9	20	11	0	2	.395	0	3	0	1	0		
20 Sheehan, Tommy	11.57	0-1	3	1	0	0/0	0	2.1	3	3	3	5	6	0	0	0	.300	1	1	0	0	0		
44 Olson, Ryan	21.60	0-0	3	0	0	0/0	0	1.2	6	4	4	2	3	0	0	0	.600	0	0	0	0	0		
47 Keshock, Cameron	99.00	0-0	3	0	0	0/0	0	1.0	7	11	11	2	1	2	0	0	.700	1	3	0	0	0		
Totals	6.61	19-13	33	33	1	0/0	9	290.0	334	233	213	169	298	70	2	37	.288	32	36	1	14	9		
Opponents	7.23	13-19	33	33	0	1/1	6	281.1	330	240	226	168	275	78	7	42	.292	30	40	2	16	7		

PB - Team (6), Wright, C. 3, LaRue, N. 3, Opp (3). Pickoffs - Team (7), LaRue, N. 4, Cannon, W. 1, Crotchfelt,Z 1, Copeland, K. 1, Opp (1). SBA/ATT - LaRue, N. (17-21), Crotchfelt,Z (3-5), Nelson, D. (5-5), Irish, I. (5-5), Allsup, C. (2-3), Herberholz,C (1-3), Horne, T. (3-3), Dyal, R. (3-3), Carlson, P. (3-3), Cannon, W. (2-3), Wright, C. (2-3), Olson, R. (2-2), Isbell, C. (2-2), Copeland, K. (0-1), Vail, T. (1-1), Sheehan, T. (1-1), Bauman, T. (1-1), Murphy, H. (1-1).

SEC STATS



**2023 Auburn Baseball
Conference statistics for Auburn (as of Apr 07, 2023)
(SEC games only Sorted by Batting avg)**



Record: 4-8 Home: 3-3 Away: 1-5 SEC: 4-8

Player	avg	gp-gs	ab	r	h	2b	3b	hr	rbi	tb	slg%	bb	hp	so	gdp	ob%	sf	sh	sb-att	po	a	e	fld%	
26 McMurray, Cooper	.381	8-6	21	4	8	3	0	3	11	20	.952	7	1	9	0	.533	1	0	0-0	33	2	0	1.000	
8 Ware, Bryson	.347	12-12	49	15	17	2	0	6	17	37	.755	2	3	11	2	.407	0	1	1-1	8	20	3	.903	
27 Peirce, Bobby	.286	9-9	35	10	10	1	1	1	4	16	.457	5	1	7	1	.390	0	0	0-0	16	3	1	.950	
1 Green, Caden	.250	10-10	28	6	7	1	0	2	6	14	.500	5	0	8	1	.353	1	2	0-0	20	17	1	.974	
7 Foster, Cole	.244	12-12	45	12	11	5	0	0	2	16	.356	10	2	10	0	.404	0	0	0-0	16	31	1	.979	
18 Irish, Ike	.239	12-12	46	6	11	3	0	2	9	20	.435	6	2	12	2	.345	1	0	0-0	60	1	3	.953	
14 Kirby, Justin	.231	10-10	39	2	9	1	0	1	5	13	.333	5	1	18	0	.333	0	0	3-3	20	0	0	1.000	
5 Howell, Kason	.229	12-12	48	9	11	5	0	1	3	19	.396	5	1	8	1	.315	0	0	3-3	28	1	0	1.000	
24 LaRue, Nate	.217	8-8	23	3	5	1	0	0	0	6	.261	2	1	10	0	.308	0	0	0-1	63	4	1	.985	
3 Stanfield, Chris	.194	11-8	31	2	6	1	0	0	4	7	.226	3	0	9	0	.265	0	0	0-0	11	2	0	1.000	

6 Dyal, Ryan	.200	3-1	5	0	1	0	0	0	0	1	.200	0	1	1	0	.333	0	0	0-0	12	0	0	1.000	
4 Wright, Carter	.167	5-2	6	0	1	0	0	0	3	1	.167	2	1	0	0	.400	1	0	0-0	18	5	0	1.000	
11 Miller, Gavin	.111	8-1	9	0	1	1	0	0	0	2	.222	0	2	4	0	.273	0	0	0-0	1	3	0	1.000	
31 Bello, Mike	.077	5-3	13	0	1	0	0	0	0	1	.077	0	0	4	0	.077	0	0	0-0	1	0	0	1.000	
2 Hall, Josh	.000	3-1	4	0	0	0	0	0	0	0	.000	0	0	1	0	.000	0	0	0-0	2	0	0	1.000	
10 Wortham, Brody	.000	2-0	2	0	0	0	0	0	0	0	.000	0	0	1	0	.000	0	0	0-0	0	1	0	1.000	
9 Moss, Brody	.000	2-1	2	0	0	0	0	0	0	0	.000	0	0	1	0	.000	0	0	0-0	2	0	0	1.000	
Totals	.244	12	406	69	99	24	1	16	64	173	.426	52	16	114	7	.349	4	3	7-8	312	98	11	.974	
Opponents	.326	12	429	114	140	28	1	16	108	218	.508	84	17	105	9	.450	6	2	8-12	320	102	6	.986	

LOB - Team (92), Opp (112). DPs turned - Team (12), Opp (9). IBB - Team (1), Irish, I. 1, Opp (1). Picked off - LaRue, N. 1.

(SEC games only Sorted by Earned run avg)

Player	era	w-l	app	gs	cg	sho	sv	ip	h	r	er	bb	so	2b	3b	hr	b/avg	wp	hp	bks	sfa	sha
33 Cannon, Will	2.45	1-0	4	2	0	0/0	0	14.2	13	4	4	8	12	4	0	0	.250	1	2	0	1	0
29 Herberholz,Christia	3.18	0-0	5	0	0	0/0	0	11.1	11	5	4	5	9	3	0	1	.268	0	0	0	0	1
25 Bauman, Tanner	7.62	1-1	4	1	0	0/0	0	13.0	13	11	11	9	11	2	0	3	.265	3	3	0	1	0
41 Armstrong, John	7.71	2-1	4	1	0	0/0	0	9.1	20	12	8	5	8	3	0	1	.426	1	2	1	1	0
77 Crotchfelt, Zach	9.00	0-2	5	2	0	0/0	0	12.0	19	17	12	7	11	3	1	4	.345	1	1	0	0	0
21 Vail, Tommy	9.37	0-1	4	4	0	0/0	0	16.1	17	18	17	15	19	3	0	3	.270	0	2	0	0	0

12 Nelson, Drew	4.76	0-1	4	0	0	0/0	0	5.2	2	3	3	7	9	2	0	0	.125	1	1	0	2	0
23 Carlson, Parker	4.91	0-0	4	0	0	0/0	1	3.2	6	2	2	4	4	0	0	0	.353	0	0	0	0	0
46 Allsup, Chase	8.10	0-0	4	0	0	0/0	0	3.1	6	4	3	6	4	1	0	0	.353	2	1	0	0	1
43 Isbell, Chase	8.31	0-0	6	0	0	0/0	1	4.1	3	4	4	4	7	1	0	1	.200	1	1	0	0	0
54 Copeland, Konner	16.62	0-1	3	1	0	0/0	0	4.1	10	8	8	2	4	2	0	1	.476	0	2	0	0	0
22 Murphy, Hayden	20.25	0-0	2	0	0	0/0	0	4.0	10	9	9	3	3	3	0	2	.500	2	0	0	1	0
20 Sheehan, Tommy	40.50	0-1	1	1	0	0/0	0	0.2	2	3	3	3	2	0	0	0	.500	1	0	0	0	0
17 Horne, Trevor	47.25	0-0	2	0	0	0/0	0	1.1	4	7	7	5	2	0	0	0	.500	0	0	0	0	0
47 Keshock, Cameron	99.00	0-0	1	0	0	0/0	0	0.0	4	7	7	1	0	1	0	0	1.000	1	2	0	0	0
Totals	8.83	4-8	12	12	0	0/0	2	104.0	140	114	102	84	105	28	1	16	.326	14	17	1	6	2
Opponents	5.57	8-4	12	12	0	1/1	4	106.2	99	69	66	52	114	24	1	16	.244	10	16	0	4	3

PB - Team (3), LaRue, N. 2, Wright, C. 1, Opp (1). Pickoffs - Team (3), LaRue, N. 2, Cannon, W. 1, Opp (1). SBA/ATT - LaRue, N. (3-5), Irish, I. (5-5), Nelson, D. (3-3), Crotchfelt,Z (2-3), Horne, T. (2-2), Herberholz,C (0-2), Carlson, P. (1-1), Wright, C. (0-1), Cannon, W. (0-1).

GAME SUMMARY



**2023 Auburn Baseball
Games Summary for Auburn (as of Apr 12, 2023)
(All games)**



Score by innings	1	2	3	4	5	6	7	8	9	EX	Total
Auburn	39	22	41	29	28	35	15	14	15	2	240
Opponents	36	16	29	31	19	26	20	38	14	4	233

Record when ...

Overall	19-13-1	After 6 leading	14-2-1
Conference	4-8 trailing	4-9
Non-Conference	15-5-1 tied	1-2
Home games	15-6-1	After 7 leading	12-1
Away games	2-7 trailing	3-11
Neutral site	2-0 tied	1-1-1
Day games	6-9-1	After 8 leading	13-0
Night games	13-4 trailing	1-11
vs Left starter	5-3 tied	2-1-1
vs Right starter	14-10-1		
1-Run games	6-2	Hit 0 home runs	2-4
2-Run games	1-0	... 1 home run	9-7
5+Run games	7-9	... 2+ home runs	8-2-1
Extra innings	2-1		
Shutouts	0-1	Opponent 0 home runs	10-3
	 1 home run	5-6
	 2+ HRs	4-4-1
Scoring 0-2 runs	0-3	Made 0 errors	10-4
..... 3-5 runs	3-5 1 error	7-5-1
..... 6-9 runs	8-5 2+ errors	2-4
..... 10+ runs	8-0-1		
Opponent 0-2 runs	6-0	Opp. made 0 errors	8-7
..... 3-5 runs	7-1 1 error	6-5
..... 6-9 runs	4-6 2+ errors	5-1-1
..... 10+ runs	2-6-1		
Scored in 1st inning	7-3-1	Out-hit opponent	14-1
Opp. scored in 1st	4-9-1	Out-hit by opponent	4-12
Scores first	10-4	Hits are tied	1-0-1
Opp. scores first	9-9-1		

Record when team scores:

Runs	0	1	2	3	4	5	6	7	8	9	10+
W-L	0-1	0-0	0-2	0-2	2-0	1-3	4-1	3-2	1-2	0-0	8-0

Record when opponent scores:

Runs	0	1	2	3	4	5	6	7	8	9	10+
W-L	0-0	6-0	0-0	5-0	1-0	1-1	2-1	0-1	1-2	1-2	2-6

Record when leading after:

Inn.	1	2	3	4	5	6	7	8
W-L	7-0	7-1	10-3	12-3	12-3	14-2	12-1	13-0

Record when trailing after:

Inn.	1	2	3	4	5	6	7	8
W-L	3-9	4-10	4-10	5-9	5-9	4-9	3-11	1-11

Record when tied after:

Inn.	1	2	3	4	5	6	7	8
W-L	9-4	8-2	5-0	2-1	2-1	1-2	1-1	2-1

Current losing streak: 2
 Longest winning streak: 10
 Longest losing streak: 4

Home attendance : 78302 (22 dates avg = 3559)
 Away attendance : 62783 (11 dates avg = 5707)
 Total attendance: 141085 (33 dates avg = 4275)

CAREER vs. ALABAMA



**Individual Career History
vs Alabama**

Allsup, Chase

Year	avg	qp-gs	ab	r	h	2b	3b	hr	rbi	tb	slq%	bb	hbp	so	gdp	ob%	sf	sh	sb-att	po	a	e	fld%
Year	era	w-l	app	gs	cq	sho	sv	ip	h	r	er	bb	so	2b	3b	hr	bf	bavg	wp	hbp	bk	sfa	sha
2022	0.00	0-0	1	0	0	0/0	1	2.0	1	0	0	0	2	0	0	0	6	.167	0	0	0	0	0
TOTAL	0.00	0-0	1	0	0	0/0	1	2.0	1	0	0	0	2	0	0	0	6	.167	0	0	0	0	0

Armstrong, John

Year	avg	qp-gs	ab	r	h	2b	3b	hr	rbi	tb	slq%	bb	hbp	so	gdp	ob%	sf	sh	sb-att	po	a	e	fld%
2022	.000	0-0	0	0	0	0	0	0	0	0	.000	0	0	0	0	.000	0	0	0-0	0	1	0	1.000
TOTAL	.000	0-0	0	0	0	0	0	0	0	0	.000	0	0	0	0	.000	0	0	0-0	0	1	0	1.000

Year	era	w-l	app	gs	cq	sho	sv	ip	h	r	er	bb	so	2b	3b	hr	bf	bavg	wp	hbp	bk	sfa	sha
2022	0.00	1-0	1	0	0	0/0	0	2.2	1	0	0	0	3	0	0	0	8	.125	0	0	0	0	0
TOTAL	0.00	1-0	1	0	0	0/0	0	2.2	1	0	0	0	3	0	0	0	8	.125	0	0	0	0	0

Dyal, Ryan

Year	avg	qp-gs	ab	r	h	2b	3b	hr	rbi	tb	slq%	bb	hbp	so	gdp	ob%	sf	sh	sb-att	po	a	e	fld%
2021	1.000	1-0	1	0	1	0	0	0	0	1	1.000	0	0	0	0	1.000	0	0	0-0	1	0	0	1.000
TOTAL	1.000	1-0	1	0	1	0	0	0	0	1	1.000	0	0	0	0	1.000	0	0	0-0	1	0	0	1.000

Foster, Cole

Year	avg	qp-gs	ab	r	h	2b	3b	hr	rbi	tb	slq%	bb	hbp	so	gdp	ob%	sf	sh	sb-att	po	a	e	fld%
2021	.000	1-1	3	0	0	0	0	0	0	0	.000	0	1	1	0	.250	0	0	0-0	0	0	0	.000
2022	.500	1-1	2	1	1	0	0	0	1	1	.500	0	0	1	0	.500	0	0	0-0	1	4	0	1.000
TOTAL	.200	2-2	5	1	1	0	0	0	1	1	.200	0	1	2	0	.333	0	0	0-0	1	4	0	1.000

Gonzalez, Joseph

Year	avg	qp-gs	ab	r	h	2b	3b	hr	rbi	tb	slq%	bb	hbp	so	gdp	ob%	sf	sh	sb-att	po	a	e	fld%
Year	era	w-l	app	gs	cq	sho	sv	ip	h	r	er	bb	so	2b	3b	hr	bf	bavg	wp	hbp	bk	sfa	sha
2021	20.25	0-0	1	1	0	0/0	0	1.1	4	3	3	0	0	1	0	0	8	.571	3	1	0	0	0
TOTAL	20.25	0-0	1	1	0	0/0	0	1.1	4	3	3	0	0	1	0	0	8	.571	3	1	0	0	0

Hill, Cam

Year	avg	qp-gs	ab	r	h	2b	3b	hr	rbi	tb	slq%	bb	hbp	so	gdp	ob%	sf	sh	sb-att	po	a	e	fld%
2021	.500	2-2	6	1	3	1	0	0	0	4	.667	3	0	1	0	.667	0	0	0-0	0	0	0	.000
TOTAL	.500	2-2	6	1	3	1	0	0	0	4	.667	3	0	1	0	.667	0	0	0-0	0	0	0	.000

CAREER vs. ALABAMA



Individual Career History vs Alabama

Howell, Kason

Year	avg	gp-gs	ab	r	h	2b	3b	hr	rbi	tb	slg%	bb	hbp	so	gdp	ob%	sf	sh	sb-att	po	a	e	fld%
2019	.231	4-4	13	2	3	2	0	0	2	5	.385	1	0	4	0	.286	0	1	0-0	10	0	0	1.000
2021	.417	3-3	12	4	5	1	0	2	3	12	1.000	1	0	4	0	.462	0	1	1-2	7	1	0	1.000
2022	.000	2-2	7	0	0	0	0	0	0	0	.000	0	0	2	0	.000	0	1	0-0	5	0	0	1.000
TOTAL	.250	9-9	32	6	8	3	0	2	5	17	.531	2	0	10	0	.294	0	3	1-2	22	1	0	1.000

LaRue, Nate

Year	avg	gp-gs	ab	r	h	2b	3b	hr	rbi	tb	slg%	bb	hbp	so	gdp	ob%	sf	sh	sb-att	po	a	e	fld%
2021	.000	1-0	0	0	0	0	0	0	0	0	.000	0	0	0	0	.000	0	0	0-0	0	0	0	.000
2022	.286	2-2	7	0	2	0	0	0	1	2	.286	0	0	3	0	.286	0	0	0-0	17	0	0	1.000
TOTAL	.286	3-2	7	0	2	0	0	0	1	2	.286	0	0	3	0	.286	0	0	0-0	17	0	0	1.000

Peirce, Bobby

Year	avg	gp-gs	ab	r	h	2b	3b	hr	rbi	tb	slg%	bb	hbp	so	gdp	ob%	sf	sh	sb-att	po	a	e	fld%
2022	.429	2-2	7	3	3	0	0	1	2	6	.857	0	1	1	1	.500	0	0	1-1	3	0	0	1.000
TOTAL	.429	2-2	7	3	3	0	0	1	2	6	.857	0	1	1	1	.500	0	0	1-1	3	0	0	1.000

Sheehan, Tommy

Year	era	w-l	app	gs	cq	sho	sv	ip	h	r	er	bb	so	2b	3b	hr	bf	bavq	wp	hbp	bk	sfa	sha
2022	0.00	0-0	1	0	0	0/0	0	4.0	1	0	0	1	4	0	0	0	14	.077	0	0	0	0	0
TOTAL	0.00	0-0	1	0	0	0/0	0	4.0	1	0	0	1	4	0	0	0	14	.077	0	0	0	0	0


Ware, Bryson

Year	avg	gp-gs	ab	r	h	2b	3b	hr	rbi	tb	slg%	bb	hbp	so	gdp	ob%	sf	sh	sb-att	po	a	e	fld%
2021	.231	3-3	13	2	3	0	0	1	3	6	.462	0	0	5	1	.231	0	0	0-0	3	0	0	1.000
2022	.000	2-0	2	0	0	0	0	0	0	0	.000	0	0	2	0	.000	0	0	0-0	0	0	0	.000
TOTAL	.200	5-3	15	2	3	0	0	1	3	6	.400	0	0	7	1	.200	0	0	0-0	3	0	0	1.000

TV/RADIO ROSTER



1 CADEN GREEN



2 JOSH HALL




3 CHRIS STANFIELD



4 CARTER WRIGHT



5 KASON HOWELL



6 RYAN DYAL



7 COLE FOSTER



8 BRYSON WARE



9 BRODY MOSS



10 BRODY WORTHAM



11 GAVIN MILLER



12 DREW NELSON




14 JUSTIN KIRBY




16 CAM HILL



17 TREVOR HORNE



18 IKE IRISH



20 TOMMY SHEEHAN



21 TOMMY VAIL



22 HAYDEN MURPHY



23 PARKER CARLSON



24 NATE LARUE



25 TANNER BAUMAN




26 COOPER MCMURRAY



27 BOBBY PEIRCE




28 ELLIOT BRAY



29 CHRISTIAN HERBERHOLZ



31 MIKE BELLO



33 WILL CANNON



41 JOHN ARMSTRONG



43 CHASE ISBELL



44 RYAN OLSON



45 JOSEPH GONZALEZ



46 CHASE ALLSUP




47 CAMERON KESHOCK



51 TY MAULDIN



54 KONNER COPELAND



77 ZACH CROTCHFELT



30 BUTCH THOMPSON



36 KARL NONEMAKER



39 GABE GROSS



40 DARON SCHOENROCK