



# 2023 AUBURN BASEBALL

AUBURN ATHLETICS COMMUNICATIONS: 392 SOUTH DONAHUE DRIVE || AUBURN, AL 36849 || AUBURNTIGERS.COM || @AUBURN\_BASEBALL

## 2023 SCHEDULE

Day	Date	Opponent	Time/Result
FRI	FEB. 17	INDIANA	W, 8-4
SAT	FEB. 18	INDIANA	W, 6-1
SUN	FEB. 19	INDIANA	L, 2-11
Tue	Feb. 21	vs. North Alabama	W, 13-1 (7)
FRI	FEB. 24	USC	W, 5-3
SAT	FEB. 25	USC	W, 12-6
SUN	FEB. 26	USC	T, 12-12
WED	MAR. 1	FLORIDA A&M	W, 18-8 (7)
FRI	MAR. 3	LIPSCOMB	W, 7-3
SAT	MAR. 4	LIPSCOMB	W, 12-11
SUN	MAR. 5	LIPSCOMB	W, 4-3
TUE	MAR. 7	UAB	W, 4-1
Wed	Mar. 8	at Jacksonville State	W, 6-3
FRI	MAR. 10	SOUTHEASTERN	W, 7-1
SAT	MAR. 11	SOUTHEASTERN	L, 3-8
SAT	MAR. 11	SOUTHEASTERN	L, 7-8
TUE	MAR. 14	GEORGIA TECH	W, 12-11 (12)
Fri	Mar. 17	at #3 Arkansas*	L, 2-7
Sat	Mar. 18	at #3 Arkansas*	L, 3-9
Sun	Mar. 19	at #3 Arkansas*	L, 0-5
Tue	Mar. 21	vs. South Alabama	W, 6-5
THU	MAR. 23	GEORGIA*	W, 7-6 (11)
FRI	MAR. 24	GEORGIA*	W, 6-3
SAT	MAR. 25	GEORGIA*	L, 7-24
TUE	MAR. 28	NORTH ALABAMA	W, 14-1 (7)
Fri	Mar. 31	at #2 Florida*	W, 10-1
Sat	Apr. 1	at #2 Florida*	L, 5-12
Sun	Apr. 2	at #2 Florida*	L, 8-17
Tue	Apr. 4	at UAB	L, 5-6
THU	APR. 6	TEXAS A&M*	L, 5-9
FRI	APR. 7	TEXAS A&M*	W, 10-9
FRI	APR. 7	TEXAS A&M*	L, 6-12
Tue	Apr. 11	at Georgia Tech	L, 8-12 (10)
Fri	Apr. 14	at Alabama*	W, 8-4
Sat	Apr. 15	at Alabama*	L, 2-4
Sun	Apr. 16	at Alabama*	L, 1-6
TUE	APR. 18	SAMFORD	W, 13-3 (8)
FRI	APR. 21	MISSISSIPPI STATE*	W, 2-1
SAT	APR. 22	MISSISSIPPI STATE*	L, 10-11
SUN	APR. 23	MISSISSIPPI STATE*	W, 12-11
TUE	APR. 25	TROY	L, 7-8
Fri	Apr. 28	at #2 South Carolina*	W, 8-3
Sat	Apr. 29	at #2 South Carolina*	W, 9-5
Sun	Apr. 30	at #2 South Carolina*	L, 7-8
FRI	MAY 5	#1 LSU*	L, 0-3
SAT	MAY 6	#1 LSU*	W, 8-6
SUN	MAY 7	#1 LSU*	W, 12-2 (8)
Tue	May 9	at Samford	6 pm
Thu	May 11	at Ole Miss*	7 pm
Fri	May 12	at Ole Miss*	6:30 pm
Sat	May 13	at Ole Miss*	2 pm
TUE	MAY 16	JACKSONVILLE STATE	6 PM
THU	MAY 18	MISSOURI*	6 PM
FRI	MAY 19	MISSOURI*	6 PM
SAT	MAY 20	MISSOURI*	2 PM

### POSTSEASON

May 23-28	SEC Tournament	TBA
June 2-5	NCAA Regionals	TBA
June 9-12	NCAA Super Regionals	TBA
June 16-26	College World Series	TBA

Home games in **BOLD CAPS**

All home games at Plainsman Park | All times central

\* SEC game



## GAMES 48

HOOVER, ALA. (Hoover Metropolitan Stadium)



### #23 AUBURN TIGERS (27-19-1, 11-13 SEC)

Head Coach: Butch Thompson (Birmingham-Southern, 1992)

Career Record: 288-204-1 (9th season) | Record at Auburn: 249-183-1 (8th season)

VS.



### SAMFORD BULLDOGS (27-21, 12-6 SoCon)

Head Coach: Tony David (South Alabama, 1995)

Career Record: 55-50 (2nd season) | Record at Samford: 55-50 (2nd season)

### » QUICK HITTERS

- Auburn is coming off back-to-back series wins at No. 2 South Carolina and vs. No. 1 LSU.
- The Tigers are the only team in the SEC to have won three straight SEC series.
- The team is 8-3 in midweek games, including 3-2 in midweek games away from Plainsman Park and 2-0 in neutral-site midweek contests.
- Of the 11 midweek games, four have been run-rule wins, four have been decided by one run (two wins, two losses), and another was a loss on a walk-off grand slam.
- Auburn is scoring 9.6 runs per game in midweek games this season.
- The Tigers held LSU's offense - the second-highest scoring team in the country - to a season-low 11 runs in the series, good for a 3.12 staff ERA.
- The team's starting pitchers have turned in a combined 3.28 ERA in the last six games.
- Auburn is 77-25-1 all-time vs. Samford, including 28-9 against the Bulldogs away from home.
- The two teams met earlier this season on Apr. 18, resulting in a 13-3 run-rule win for Auburn.
- The Tigers top four hitters in the game - Cole Foster, Bobby Peirce, Ike Irish and Bryson Ware - went a combined 11-for-18 with nine runs and six RBI.

## PITCHING MATCHUP

AUBURN

SAMFORD

TUE | SR LHP Konner Copeland (3-1, 8.48) vs. SO RHP Jacob Newman (2-2, 8.88)

## GAME INFO

**Date:** Tuesday, May 9, 2023  
**Game Time:** 6 p.m. CT  
**Site:** Hoover, Ala. / Hoover Met Stadium (10,800)  
**TV:** None  
**Radio:** 93.9 FM | AuburnTigers.com  
**Talent:** Andy Burcham, Brad Law  
**Live Stats:** StatBroadcast.com  
**Twitter Updates:** @AuburnBaseball  
**Postgame Recap:** AuburnTigers.com  
**Series History:** Auburn leads, 77-25-1  
**Auburn:** Auburn leads, 47-13-1  
**Birmingham:** Auburn leads, 24-7  
**Neutral:** Auburn leads, 4-2  
**Last Meeting:** Auburn 13, Samford 3 [8] (4/18/23)  
**Streak:** W3

## AUBURN

27-19-1, 11-13 SEC

### Team Leaders

Batting Average: R-SR OF **Bobby Peirce** (.365)  
Runs: SR IF **Bryson Ware** (52)  
2B: Two tied (19)  
HR: SR IF **Bryson Ware** (19)  
RBI: SR IF **Bryson Ware** (54)  
Stolen Bases: GR OF **Justin Kirby** (6-6)

## SAMFORD

27-21, 12-6 SoCon

### Team Leaders

Batting Average: FR IF **Jayden Davis** (.374)  
Runs: FR IF **Jayden Davis** (43)  
2B: Two tied (13)  
HR: JR IF **John Anderson** (17)  
RBI: JR IF **John Anderson** (50)  
Stolen Bases: R-SO IF **Garrett Staton** (9-11)

## POTENTIAL STARTING LINEUP

Pos.	#	Player	AVG	AB	R	H	2B	3B	HR	RBI	SB-SBA	BB
C	24	Nate LaRue	.156	109	12	17	1	0	3	11	4-6	14
1B	26	Cooper McMurray	.309	97	27	30	4	0	12	39	0-0	32
2B	1	Caden Green	.210	119	20	25	4	0	2	15	2-3	17
3B	8	Bryson Ware	.348	178	52	62	10	1	19	54	4-6	23
SS	7	Cole Foster	.314	175	43	55	11	0	7	35	3-5	26
LF	3	Chris Stanfield	.296	115	22	34	5	2	2	16	5-6	12
CF	5	Kason Howell	.270	178	32	48	19	3	4	32	5-5	17
RF	27	Bobby Peirce	.365	137	38	50	7	2	5	23	2-2	10
DH	18	Ike Irish	.359	192	38	69	19	1	3	41	2-2	22

## AUBURN'S RECORD WHEN...

	2023	Under Thompson
Overall	27-19-1	249-183-1
SEC	11-13	90-113
Non-Conference	16-6-1	138-53-1
Postseason	0-0	21-17
Home	20-9-1	166-81-1
Away	5-10	57-79
Neutral	2-0	22-20
Current streak	W2	W2
Last 5 games	3-2	3-2
Last 10 games	6-4	6-4

### Situational:

AU scores first	15-7	161-61
Opp. scores first	12-12-1	88-122-1
AU scores 4+ runs	26-11-1	227-84-1
AU scores 3 runs or less	1-8	22-99
AU leads after 7 innings	21-1	201-17
8 innings	22-0	224-14
AU trails after 7 innings	4-17	20-137
8 innings	1-17	8-146
Game tied after 7 innings	2-1-1	23-25-1
8 innings	2-1-1	8-16-1
Extra Innings	2-1	13-19
1-run games	8-5	54-49
2-run games	2-1	4-18
3-run games	3-1	27-24
Games decided by 5+ runs	9-9	109-59
vs. LH Starter	5-5	71-56
vs. RH Starter	22-14-1	179-126-1
More hits than opponent	19-5	182-34
Fewer hits than opponent	5-13	42-137
Hits are tied	3-1-1	22-13-1
AU has 10+ hits	17-6-1	151-68-1
Opp. has 10+ hits	7-12-1	60-113-1
Hit a home run	24-12-1	168-82-1
Opp. hits a home run	13-14-1	112-121-1
AU quality start	2-0	70-22
Opp. quality start	2-6	28-65
AU commits no errors	16-7	116-48
Opp. commits no error	10-11	72-93

### By Day:

Sunday	3-5-1	38-35-1
Monday	0-0	3-2
Tuesday	6-3	51-21
Wednesday	2-0	20-7
Thursday	1-1	9-17
Friday	10-3	62-41
Saturday	5-7	62-57
Day Games (first pitch before 6 p.m.)	9-12-1	131-98-1
Night Games (first pitch after 6 p.m.)	18-7	118-85
Doubleheaders	1-3	27-19

### By Month:

February	5-1-1	50-15-1
March	13-6	87-47
April	7-11	58-60
May	2-1	36-48
June	0-0	16-10

### By Jersey:

White	3-0	60-33
Blue	11-5	54-38
Orange	3-2	52-37
Gray	3-5	31-43
Pinstripes	2-4-1	37-27-1
Cream Throwback	5-3	13-5

## UNIVERSITY INFORMATION

Location	Auburn, Ala.
Enrollment	31,526
Founded	October 1, 1856
Nickname	Tigers
Colors	Burnt Orange and Navy Blue
President	Dr. Christopher B. Roberts
Athletics Director	John Cohen
Conference	Southeastern (SEC West)
Stadium / Capacity	Samford Stadium-Hitchcock Field at Plainsman Park / 4,096
Ticket Office Phone	855-282-2010

## BASEBALL COACHING / SUPPORT STAFF

Head Coach	Butch Thompson (Birmingham-Southern, 1992)
Record at Auburn / Seasons	249-183-1 (.576) / 8th
Career Coaching Record / Seasons	288-204-1 (.585) / 9th
Assistant Coach	Karl Nonemaker (Vanderbilt, 2002)
Assistant Coach	Gabe Gross (Auburn, 2012)
Pitching Coach	Daron Schoenrock (Tennessee Tech, 1984)
Director of Player Development	Aaron Everett (UT Martin, 2012)
Director of Operations	Greg Drye (Southern Miss, 1998)
Athletic Trainer	Anthony Sandersen (South Dakota State, 2004)
Strength & Conditioning	Chris Joyner (Minnesota State - Mankato, 2001)

## PROGRAM HISTORY

Modern Era Program Record (since 1949)	2,057-1,416-5 (.592)
College World Series Appearances / Last	6 / 2022
College World Series Record	4-12 (.250)
NCAA Regional Appearances / Last	23 / 2022
NCAA Regional Record	54-45 (.545)
NCAA Super Regional Appearances / Last	4 / 2022
NCAA Super Regional Record	5-6 (.455)
Last Postseason Opponent	Arkansas / 2022 College World Series
Result	Lost, 11-1

## POSTSEASON HISTORY

College World Series Appearances: 6 (1967, 1976, 1994, 1997, 2019, 2022)

Super Regional Appearances: 4 (1999, 2018, 2019, 2022)

NCAA Regional Appearances: 23 (1963, 1967, 1976, 1978, 1987, 1989, 1993-95, 1997-2003, 2005, 2010, 2015, 2017, 2018, 2019, 2022)

NCAA Regional Titles: 8 (1967, 1976, 1994, 1997, 1999, 2018, 2019, 2022)

## MEDIA RELATIONS

Baseball Contact: George Nunnelley, Asst. Director - Athletics Comm.

Cell: 502-609-9982

Email: gnnunnelley@auburn.edu

Twitter: @gnunnelley

Associate AD: Kirk Sampson

## 2023 AUBURN BASEBALL ROSTER

No.	Name	Pos.	Cl.	B/T	Ht.	Wt.	Exp.	Hometown (Previous School)
1	Caden Green	IF	Jr.	R/R	5-11	164	JC	Tulsa, Okla. (Seminole State)
2	Josh Hall	OF	Gr.	L/R	5-9	174	2L	Homewood, Ala. (Ole Miss)
3	Chris Stanfield	OF	Fr.	R/R	6-1	189	FR	Tallahassee, Fla. (Chiles)
4	Carter Wright	C	Jr.	R/R	6-0	195	JC	Blairsville, Ga. (Iowa Western)
5	Kason Howell	OF	5th	R/R	6-0	178	4L	Argyle, Texas (Liberty Christian)
6	Ryan Dyal	C	R-Jr.	L/R	5-10	197	2L	Senoia, Ga. (East Coweta)
7	Cole Foster	IF	Jr.	S/R	6-1	193	2L	Plano, Texas (Plano Senior)
8	Bryson Ware	IF/OF	Sr.	R/R	6-2	193	2L	Madison, Miss. (Pearl River)
9	Brody Moss	IF	So.	L/R	5-11	183	1L	Helena, Ala. (Helena)
10	Brody Wortham	IF	Gr.	R/R	6-1	187	TR	Wedowee, Ala. (West Georgia)
11	Gavin Miller	IF	Fr.	R/R	5-11	192	HS	Oakdale, Pa. (West Allegheny)
12	Drew Nelson	LHP/OF	Fr.	L/L	5-11	198	HS	Troy, Ala. (Pike Liberal Arts)
14	Justin Kirby	OF	Gr.	R/R	5-11	203	TR	Alpharetta, Ga. (Kent State)
16	Cam Hill	IF	Jr.	L/L	6-4	219	2L	Madison, Ala. (Bob Jones)
17	Trevor Horne	RHP	R-Fr.	L/R	6-3	203	RS	Phenix City, Ala. (Glenwood Academy)
18	Ike Irish	C	Fr.	L/R	6-2	202	HS	Hudsonville, Mich. (St. Mary's Prep)
20	Tommy Sheehan	LHP	Gr.	L/L	6-0	210	1L	Brielle, N.J. (Notre Dame)
21	Tommy Vail	LHP	Gr.	R/L	5-11	190	TR	Seattle, Wash. (Notre Dame/TCU)
22	Hayden Murphy	RHP/IF	Fr.	R/R	6-3	185	HS	Chula, Ga. (Tiftarea Academy)
23	Parker Carlson	RHP	So.	R/R	6-1	184	1L	Mobile, Ala. (Faith Academy)
24	Nate LaRue	C	Sr.	R/R	6-3	223	3L	Mobile, Ala. (McGill-Toolen)
25	Tanner Bauman	LHP	Jr.	L/L	6-4	208	JC	Jacksonville, Fla. (St. John's River State)
26	Cooper McMurray	IF	R-So.	L/L	6-3	258	TR	Tulsa, Okla. (Kansas)
27	Bobby Peirce	OF	R-Sr.	R/R	6-0	183	2L	Scottsdale, Ariz. (South Mountain)
28	Elliott Bray	RHP	Fr.	R/R	6-0	219	HS	Hartselle, Ala. (Hartselle)
29	Christian Herberholz	RHP	R-Jr.	R/R	5-11	197	JC	Scottsboro, Ala. (Southern Union)
31	Mike Bello	OF	So.	L/L	6-0	203	1L	Oak Ridge, N.J. (Pope John XXIII)
33	Will Cannon	RHP	So.	R/R	6-1	187	JC	Phenix City, Ala. (Northwest Florida State)
41	John Armstrong	RHP	So.	R/R	5-11	225	1L	Marietta, Ga. (Harrison)
43	Chase Isbell	RHP	Sr.	R/R	6-2	210	1L	Springville, Ala. (Samford)
44	Ryan Olson	RHP	Fr.	R/R	6-1	206	HS	Auburn, Ala. (Auburn)
45	Joseph Gonzalez	RHP	Jr.	R/R	6-4	233	2L	Humacao, P.R. (Leadership Christian Academy)
46	Chase Allsup	RHP	So.	R/R	6-1	238	1L	Dothan, Ala. (Dothan)
47	Cameron Keshock	RHP	Fr.	R/R	6-6	215	HS	Spanish Fort, Ala. (Spanish Fort)
51	Ty Mauldin	IF	Jr.	L/R	6-0	196	JC	Trussville, Ala. (Snead State)
54	Konner Copeland	LHP	Sr.	L/L	6-2	178	1L	Mobile, Ala. (Pensacola State)
77	Zach Crotchfelt	LHP	Fr.	L/L	6-2	210	HS	Jackson, N.J. (Jackson Memorial)

### COACHES & STAFF

30	Butch Thompson	Head Coach
36	Karl Nonemaker	Assistant Coach
39	Gabe Gross	Assistant Coach
40	Daron Schoenrock	Pitching Coach
	Aaron Everett	Director of Player Development
	Greg Drye	Director of Operations
	Sara Elizabeth Jackson	Special Assistant to the Head Coach
	Chris Joyner	Strength & Conditioning
	Anthony Sandersen	Athletic Trainer
	Wyn Grantham	Athletic Trainer Intern

### PRONUNCIATION GUIDE

Tanner BAUMAN ..... BOW-man (of a boat)  
 Ryan DYAL.....DIAL  
 KASON Howell..... KAY-son  
 Chase ISBELL.....IZ-bull  
 Cameron KESHOCK..... KEY-shock  
 Ty MAULDIN ..... MALL-den  
 Daron SCHOENROCK ..... SHOW-in-rock  
 Brody WORTHAM.....WORTH-um

**30 BUTCH THOMPSON HEAD COACH**

**THE AUBURN SKIPPER**

- Nine College World Series appearances / 18 postseason appearances
- 2013 National Runner-up (Mississippi State)
- 2001 National Champion (Birmingham-Southern)
- 2014 Baseball America/ABCA National Assistant Coach of the Year
- 2006 FCA Coach of the Year
- Coached 20 pitchers who went on to pitch in the Major Leagues
- Recruited and coached 38 pitchers who were drafted out of college that weren't drafted out of high school

**Butch Thompson enters his eighth season at the helm of the program in 2023, posting a record of 222-164 in his first seven seasons. He has led the program to the College World Series in two of the last three postseasons.**

Butch Thompson was named Auburn's head baseball coach on October 22, 2015 and enters his eighth season with the Tigers in 2023.

Thompson has returned the Tigers to prominence in seven seasons on The Plains as he has guided the team to a 222-164 overall record and has advanced to the NCAA Tournament four of the last five postseasons, including three Super Regional appearances in the last four years and two trips to the College World Series in the last three postseasons.

Thompson, who spent three seasons as an assistant coach and recruiting coordinator at Auburn from 2006-08, returned to The Plains after seven seasons at Mississippi State as both associate head coach and pitching coach.

A native of Amory, Miss., Thompson has coached 33 Division I All-Americans and 43 all-conference performers. He has seen 20 of his former pitchers called up to Major League Baseball, including 14 since 2014. Thompson has also turned 38 pitchers who went undrafted out of high school into MLB draft picks.

Along with his pitching pedigree, Thompson is also considered one of the top recruiters in the country. Since 2003, he has secured 15 recruiting classes that were ranked in the top 10 by either Baseball America or Perfect Game, including the program record No. 4 class in 2017 and No. 5 class in 2022. His classes signed from 2006-08 at Auburn each ranked in the top 18 nationally.

In 30 years of coaching at the collegiate level, including 21 in the Southeastern Conference, Thompson has coached nine College World Series participants, including leading the Tigers to the program's first trip to the College World Series in 22 years in 2019 and taking the team back for the second time in three seasons in 2022. Auburn is one of six programs to appear in two of the last three College World Series, and Thompson is one of five active SEC coaches who have taken their program to a pair of College World Series in a three-year span. Thompson has also coached one national champion and a national runner-up, won nine conference championships and made 18 postseason appearances.

Thompson was named the 2006 Fellowship of Christian Athletes SEC Coach of the Year while at Auburn and the 2014 Baseball America and American Baseball Coaches Association (ABCA) National Assistant Coach of the Year while at Mississippi State.

During his tenure with the Tigers, Thompson has led the team to three straight NCAA Tournament appearances from 2017-19 for the first time since 2001-03, including back-to-back super regionals in 2018 and 2019 for the first time in program history. Auburn has finished five of Thompson's seven seasons in the top 25, including three in the top 10. The No. 5 national ranking to finish 2022 was tied for the second highest mark in program history.

The 2022 season marked one of the most successful in recent program history as the Tigers went 43-22 overall and 16-13 in SEC play. The 43 wins were tied for the most since 1999, and the winning conference record marked the Tigers' third under Thompson after doing so just once from 2004-15.

Auburn went 37-18 in the regular season and lost back-to-back games on just three occasions before being selected as a regional host for the first time since 2010. The Tigers swept Southeastern, Florida State and UCLA in the regional, outscoring them 51-18 in the process, before becoming the first team to defeat Oregon State in a home super regional by taking down the Beavers in a dramatic winner-take-all game three. Auburn moved on to Omaha and defeated Stanford 6-2 to secure the program's first College World Series win since 1997.

In seven seasons at MSU, Thompson made four NCAA regional trips, two Super



Regionals, won the SEC Tournament and advanced to the College World Series finishing as NCAA runner-up in 2013. In three of his last four seasons in Starkville, the Bulldogs' staff ERA finished no higher than 3.06. Thompson's 2013 pitching staff was one of two nationally to finish in the top 15 in ERA, strikeouts per nine innings and hits allowed per nine innings.

In addition to his experience at Auburn and Mississippi State, Thompson also spent four seasons at Georgia from 2002-05, including a trip to the College World Series in 2004. While there, he guided the development of future Major Leaguers Josh Fields, Mitchell Boggs and Brooks Brown.

Thompson launched his coaching career as pitching coach and top assistant at Huntingdon College (Ala.) in 1993, before returning to his alma mater in Birmingham, where he helped lead the Panthers to back-to-back Southern States Conference Championships and in 1995 coached BSC to its first NAIA World Series berth.

Thompson left BSC briefly to serve as head coach at Jefferson State Community College in Birmingham in 1997. While at JSCC, he was honored as the Regional Tournament Coach of the Year, the ABCA Alabama Junior College Coach of the Year and the Southeast Region Coach of the Year after guiding JSCC to a 39-21 mark, the AJCAA Region 22 State Championship and a third-place finish in the NJCAA Division II World Series.

He returned to Birmingham-Southern as top assistant the following season, beginning a four-year run during the most successful span in BSC baseball history. The Panthers won 196 games and four TranSouth Conference Championships and made three-consecutive appearances in the NAIA World Series. BSC's 2001 team posted a school-best 55-11 mark and captured the NAIA National Championship.

In 2002, Thompson joined the SEC baseball coaching fraternity as a pitching coach and recruiting coordinator at Georgia and has been a part of the league for the past 17 seasons.

Thompson currently serves as the large-school representative for the Alabama Baseball Coaches Association and is an All-American committee member representing the South region for the ABCA.

Thompson prepped at Amory (Miss.) High School and later starred as a pitcher at Itawamba (Miss.) Community College from 1989-90. He is a member of both the ICC Athletic Hall of Fame (Class of 2014) and MACCC Hall of Fame (Class of 2021).

Thompson earned a Bachelor's Degree in History at BSC in 1992 and completed a Master's Degree in Sports Administration at UAB in 1996. He is married to the former Robin Ashe of Birmingham, Ala., and they are the parents of three daughters --- Anna, Olivia and Madelyn Gail.



## HONORING AN AUBURN LEGEND

- Auburn unveiled a statue of Frank Thomas outside of Plainsman Park on Saturday, Apr. 8.
- Following a three-year career at Auburn when he hit .382 with 49 home runs and 205 RBI, Thomas was selected by the Chicago White Sox with the seventh overall pick in the 1989 MLB Draft and went on to enjoy a 19-year MLB career with the White Sox, Athletics and Blue Jays.
- Thomas is the only player in MLB history with seven straight seasons of 20 or more home runs, 100+ RBI, 100+ walks and a .300+ average.
- He was elected into the National Baseball Hall of Fame in his first year of eligibility in 2014 and remains the only SEC baseball player to earn the distinct honor.



### NOTABLE QUOTES


"I'm so humbled, grateful and thankful for this distinct honor. I never imagined any of this when I started chasing my dream here at Auburn University. At Auburn I became a man. I was so blessed to have coaches who pushed me to new heights and instilled toughness and a will to win that I never knew existed until then. Auburn set me on a path to my hall of fame career that resulted from hard work, dedication and commitment. I learned there that there are no shortcuts to success and I carry that lesson with me today." ~ **Frank Thomas**

"To get to a day like this marks exponential growth and I know the best is yet to come. Our players, through their highest of highs of Omaha and through their grind of tough days, have examples. Frank, you're another example for us all. For our student-athletes, for our university, for our future generations." ~ **Butch Thompson**



## WELCOME TO THE SHOW

- Former Auburn slugger Edouard Julien made his MLB debut with the Minnesota Twins on Wednesday, Apr. 12, becoming the 58th big leaguer in program history, including the seventh since Aug. 2020.
  - Casey Mize (Tigers): Aug. 17, 2020
  - Ben Braymer (Nationals): Aug. 28, 2020
  - Josh Palacios (Blue Jays): Apr. 9, 2021
  - Keegan Thompson (Cubs): May 2, 2021
  - Gabe Klobosits (Nationals): July 30, 2021
  - Davis Daneil (Angels): June 11, 2021
  - Edouard Julien (Twins): Apr. 12, 2023
- Auburn's seven players called up to MLB since Aug. 2020 are tied for the second most in the Southeastern Conference.



- A two-year starter for the Tigers from 2018-19, Julien totaled 27 home runs and 126 RBI in his time on the Plains, marking the most RBI of any player in the Southeastern Conference during the span.
- Rated by MLB Pipeline as the Twins' No. 4 prospect and the No. 96 prospect in all of baseball, Julien is a .283 career minor league hitter with 48 doubles, 37 home runs and 142 RBI in 233 games at the start of his third professional season. His 215 walks and .437 on-base percentage since the start of the 2021 season are the best in minor league baseball during the span.
- Julien, who is a two-time MiLB.com Organizational All-Star and member of the 2022 MLB Pipeline All-Prospect Second Team, earned a spot on the Twins' 40-man roster entering 2023 and went 8-for-23 (.348) with three home runs and six RBI in eight games at Spring Training. He was selected to represent Team Canada at the World Baseball Classic, where he went 7-for-13 with two doubles, two home runs, five walks, five runs and a stolen base.
- Julien recorded his first career MLB hit with a single off the wall in an 11-2 win against the Yankees on Apr. 13. He came back around in the first inning and hit his first career MLB home run to left field.

**NATIONAL POLLS**

**NEWS & NOTES**

**BASEBALL AMERICA**

May 8

1. Wake Forest
2. LSU\*
3. Vanderbilt
4. Arkansas\*
5. Stanford
6. South Carolina\*
7. Florida\*
8. Coastal Carolina
9. Duke
10. Miami
11. West Virginia
12. Campbell
13. East Carolina
14. Virginia
15. Texas Tech
16. Dallas Baptist
17. Oregon State
18. Clemson
19. Kentucky
20. Oklahoma State
21. UConn
22. Maryland
23. UTSA
24. Oregon
25. **AUBURN**

**D1 BASEBALL**

May 8

1. Wake Forest
2. LSU\*
3. Arkansas\*
4. Stanford
5. Vanderbilt
6. South Carolina\*
7. Florida\*
8. Coastal Carolina
9. UConn
10. Duke
11. Miami
12. West Virginia
13. Campbell
14. East Carolina
15. Oregon State
16. Clemson
17. Kentucky
18. Dallas Baptist
19. Maryland
20. Boston College
21. Virginia
22. UTSA
23. Tennessee
24. Oregon
25. Southern Miss

**USA TODAY**

May 8

1. Wake Forest
2. LSU\*
3. Arkansas\*
4. Vanderbilt
5. Florida\*
6. Stanford
7. South Carolina\*
8. Duke
9. Coastal Carolina
10. UConn
11. West Virginia
12. Campbell
13. Miami
14. Virginia
15. East Carolina
16. Kentucky
17. Boston College
18. Oregon State
19. Dallas Baptist
20. Tennessee
21. Clemson
22. Oklahoma State
23. Maryland
24. UTSA
25. Indiana State
25. Texas Tech

**NCBWA**

May 8

1. Wake Forest
2. LSU\*
3. Arkansas\*
4. Stanford
5. Vanderbilt
6. Florida\*
7. South Carolina\*
8. Campbell
9. UConn
10. Coastal Carolina
11. East Carolina
12. Duke
13. West Virginia
14. Miami
15. Kentucky
16. Virginia
17. Dallas Baptist
18. Oregon State
19. Tennessee
20. Boston College
21. Clemson
22. UTSA
23. Oklahoma State
24. Texas Tech
25. Maryland

**PERFECT GAME**

May 8

1. Wake Forest
2. LSU\*
3. Arkansas\*
4. Stanford
5. South Carolina\*
6. Florida\*
7. Duke
8. Coastal Carolina
9. Miami
10. Clemson
11. Tennessee
12. Vanderbilt
13. UConn
14. West Virginia
15. Dallas Baptist
16. Campbell
17. East Carolina
18. Kentucky
19. Indiana State
20. Boston College
21. Virginia
22. Oklahoma State
23. **AUBURN**
24. UTSA
25. Maryland

**COLLEGIATE BASEBALL**

May 8

1. Wake Forest
2. LSU\*
3. Arkansas\*
4. Stanford
5. Vanderbilt
6. Duke
7. Miami
8. Florida\*
9. South Carolina\*
10. Virginia
11. Indiana State
12. West Virginia
13. Oklahoma State
14. Maryland
15. Kansas State
16. Oral Roberts
17. Clemson
18. Cal State Fullerton
19. Coastal Carolina
20. UC Santa Barbara
21. Kentucky
22. Kent State
23. Oregon State
24. Alabama\*
25. Campbell

**AUBURN IN THE POLLS**

**BA D1 CB NC PG USA**

- Pre. 22 NR NR NR 17 NR  
 2/20 23 NR NR NR 17 --  
 2/27 23 NR NR NR 13 NR  
 3/6 20 NR 20 NR 11 25  
 3/13 NR NR 24 NR 18 NR  
 3/20 NR NR NR NR NR NR

**BA D1 CB NC PG USA**

- 3/27 NR NR NR NR NR NR  
 4/3 NR NR NR NR NR NR  
 4/10 NR NR NR NR NR NR  
 4/17 NR NR NR NR NR NR  
 4/24 NR NR NR NR NR NR  
 5/1 NR NR NR NR NR NR

**SCOUTING THE BULLDOGS**

- Coming off a 3-1 week against Jacksonville State and Western Carolina, Samford enters the week with a 27-21 overall record and are in first place in the Southern Conference with a 12-6 mark in league play.
- The Bulldogs are hitting .281 as a team and rank second in their league with 90 doubles and 77 home runs.
- Four everyday players are hitting better than .300 - Jayden Davis (.374), Stephen Klein (.329), Garrett Howe (.322) and Lucas Steele (.305).
- On the mound, the Bulldogs have a 6.17 staff ERA with 421 strikeouts and 216 walks in 405.1 innings.

**GIANT SLAYERS**

- As far as records indicate, last weekend's series win vs. No. 1 LSU was the program's first series win against a top-ranked team in program history.
- The Tigers have now defeated the No. 2 ranked team on the road and the No. 1 ranked team at home in back-to-back weekends.
- After being the first team to defeat South Carolina in a series at Founders Park last weekend, Auburn became the first team to defeat LSU in any series this season
- The end of the series marked the first time the visiting Tigers lost back-to-back games all year.

**TOUGH TESTS**

- Four of Auburn's SEC series have come vs. teams ranked in the top three in the country at the time of competition.
- The Tigers are 5-7 overall in those games.
  - Mar. 17-18 at No. 3 Arkansas (0-3)
  - Mar. 31-Apr. 2 at No. 2 Florida (1-2)
  - Apr. 28-30 at No. 2 South Carolina (2-1)
  - May 5-7 vs. No. 1 LSU (2-1)

**KEY TO THE GAME**

- The team that has produced the biggest inning in a game is 35-6 (.854) this season. Six games have had an equal biggest inning with one ending in a tie and four in one-run wins, including two in extra innings.

**FLARE FOR THE DRAMATIC**

- Cole Foster hit a walk-off double in the bottom of the ninth inning in the finale to clinch the series vs. Mississippi State on Apr. 23.
- The walk-off win was Auburn's fourth this season
  - Mar. 4 vs. Lipscomb: Ike Irish single (9th)
  - Mar. 14 vs. Georgia Tech: Brody Wortham single (12th)
  - Mar. 23 vs. Georgia: Carter Wright walk (11th)
  - Apr. 23 vs. Miss State: Cole Foster double (9th)

**COMEBACK KIDS**

- After winning 22 games in which they trailed last year, the Tigers have notched 13 comeback wins this season.
- Thirty-five of the Tigers' 70 wins since the start of last season are comebacks.
- Auburn has come back from a pair of seven-run deficits this season - vs. Georgia Tech on Mar. 14 and vs. Mississippi State on Apr. 23.
- The comeback win vs. Mississippi State was the program's largest in SEC play since responding from a nine-run deficit against the Bulldogs on May 8, 2010.



## THE LAST TIME...

### BATTING SUPERLATIVES

<b>5 hits in a game</b> 6 hits in a game	<b>Bobby Peirce at Georgia Tech [5-for-5] (4/11/23)</b> Tyler Johnstone vs. Elon [6-for-7, 2B, 3B] (2/25/05)
Reached base 6 times Reached base 7 times	Kason Howell vs. Florida State [4-5, 2 BB] (6/4/22) Brody Moore vs. Florida State [5-5, 2BB] (6/4/22)
<b>4 runs in a game</b> 5 runs in a game 6 runs in a game	<b>Bobby Peirce vs. #1 LSU (5/7/23)</b> Sonny DiChiara vs. Florida State (6/4/22) Bryson Ware vs. Alabama A&M (2/24/21)
<b>10-game hitting streak</b> <b>15-game hitting streak</b> 20-game hitting streak 25-game hitting streak 30-game hitting streak	<b>Bobby Peirce, 11 games (3/28-4/15/23)</b> <b>Bryson Ware, 18 games (3/14-4/14/23)</b> A. Grier, 22 games, (5/31/15-3/22/16) Justin Fradejas, 27 games (3/23-5/7/10) Casey Dunn, 31 games (2/22 [G1]-4/15/97)
<b>3 doubles in a game</b> 4 doubles in a game	<b>Kason Howell vs. Lipscomb (3/3/22)</b> Ken Dempsey vs. Georgia (1971)
<b>2 triples in a game</b> 3 triples in a game	<b>Kason Howell vs. #1 LSU (5/7/23)</b> never
<b>2 home runs in one game</b> 3 home runs in one game	<b>Bryson Ware at #2 South Carolina (4/30/23)</b> Cole Foster vs. Southeastern (6/3/22)
<b>7 RBI in a game</b> 8 RBI in a game 9 RBI in a game 10 RBI in a game	<b>Justin Kirby vs. USC (2/26/23)</b> Justin Bryant at Georgia (3/19/10) Cole Foster vs. Southeastern (6/3/22) Bob Berry vs. Huntington (4/15/82)
<b>Grand slam home run</b> <b>Inside-the-park home run</b> HR to begin game Two HR in one inning <b>HR in consecutive at-bats</b> HR in three consecutive at-bats <b>HR in consecutive games</b> <b>HR in three consecutive games</b> <b>HR in three consecutive SEC games</b> <b>HR in four consecutive games</b> HR in four consecutive SEC games HR in five consecutive games Walk-off HR Pinch-hit HR Pinch-hit grand slam HR in first at-bat of season HR in both games of DH	<b>Justin Kirby vs. USC (2/26/23)</b> <b>Kason Howell vs. Southeastern (3/11/23)</b> Ryan Bliss vs. #11 Ole Miss (5/25/21) Cole Foster vs. Southeastern [1st] (6/3/22) <b>Cooper McMurray vs. Mississippi State (4/23/23)</b> Edouard Julien (2/20-22/19) <b>Nate LaRue / Bobby Peirce (4/29-30/23)</b> <b>Cooper McMurray (4/21-23/23)</b> <b>Cooper McMurray (4/21-23/23)</b> <b>Cooper McMurray (4/18-23/23)</b> Mike Bianucci (5/2-9/08) Tim Lemons (4/6-10/85) Kason Howell vs. Yale (G1 - 2/26/22) Cam Hill vs. Kentucky (3/26/21) Edouard Julien vs. BYU (G1 - 3/3/18) Steven Williams vs. Longwood (2/17/18) Dylan Ingram at #7 Mississippi St. (4/29/17)
Hit for the cycle	Judd Ward [3B, 1B, HR, 2B] vs. Illinois-Chicago (G1 - 2/15/20)
Hit from both sides of plate in same inning <b>Two hits in same inning</b>	Cole Foster [1st inn.] vs. Southeastern (6/3/22) <b>Kason Howell [HR, 3B] vs. Mississippi State [9th] (4/22/23)</b>
Stole home <b>Stole two bases in a game</b> Stole three bases in a game	Josh Hall vs. Kansas State (2/20/22) <b>Cole Foster vs. Samford (4/18/23)</b> Anfernee Grier vs. Southern (2/26/16)
<b>Hit by a pitch 2 times in a game</b> Hit by a pitch 3+ times in a game	<b>Bryson Ware at #2 Florida (4/2/23)</b> Dan Glevenyak at Alabama (4) (4/11/14)
Scored 20 or more runs Scored 25 or more runs Scored 30 or more runs	21 vs. Florida State (6/4/22) 25 vs. Longwood (2/17/18) 33 vs. Alabama A&M (2/24/21)
<b>Scored 5 runs in an Inning</b> <b>Scored 6 runs in an Inning</b> <b>Scored 7 runs in an Inning</b> Scored 8 runs in an Inning Scored 9 runs in an Inning <b>Scored 10+ runs in an Inning</b> Recorded 10+ hits in an Inning Scored in every inning	<b>5, vs. Texas A&amp;M (1st) (4/6/23)</b> <b>6, vs. #1 LSU (1st) (5/6/23)</b> <b>7, vs. Mississippi State (9th) (4/23/23)</b> 8, at UAB (5th) (3/19/19) 9, vs. Rhode Island (1st) (G1 - 3/5/22) <b>11, vs. Florida A&amp;M (1st) (3/1/23)</b> 11, vs. Furman (5th) (2/12/00) vs. Coppin State (3/18/14)
<b>Recorded 15-19 hits</b> <b>Recorded 20 or more hits</b>	<b>17, vs. Lipscomb (3/4/23)</b> <b>20, vs. Georgia Tech (3/14/23)</b>
<b>Hit 3 or more home runs in an inning</b> <b>Hit 3 or more home runs in a game</b> <b>Hit 5 or more home runs in a game</b> Hit 7 or more home runs in a game <b>Hit back-to-back home runs</b> Hit back-to-back-to-back home runs	<b>3, vs. Florida A&amp;M [1st] (3/1/23)</b> <b>4, vs. Mississippi State (4/23/23)</b> <b>5, at #2 South Carolina (4/30/23)</b> 7, vs. Southeastern (6/3/22) <b>B. Ware &amp; C. Foster at #2 South Carolina (1st) (4/30/23)</b> R. Bliss, T. Miller & R. Woley vs. Texas A&M (1st) (5/15/21)
<b>Had 5 doubles</b> Had 6 doubles Had 7 doubles <b>Had 8 doubles</b> Had 9+ doubles	<b>5, vs. Lipscomb (3/3/23)</b> 6, vs. Jacksonville State (4/21/21) 7, vs. Chicago State (3/8/20) <b>8, vs. Lipscomb (3/4/23)</b> 11, vs. Alabama A&M (2/24/21)
Stole 5 bases in a game Stole 6 bases in a game Stole 7 bases in a game Stole 8 bases in a game	5, vs. Bethune-Cookman (5/6/14) 6, vs. #21 Tennessee (3/17/19) 7, vs. Presbyterian (5/8/12) 8, vs. Alcorn State (2/22/12)
<b>Walked 10+ times</b> Did not strike out in a game	<b>11, vs. North Alabama (3/28/23)</b> vs. Belmont (3/11/12)

### PITCHING SUPERLATIVES

<b>INDIVIDUAL</b> Nine-inning no-hitter Nine-inning no-hitter (combined)	Casey Mize vs. Northeastern (3/9/18) Mike Mueller [2.0], Lee Carter [1.0] Brandon Channell [1.0], Reid Price [1.0], Andrew Skinner [1.0], Arnold Hughey [1.0], Ken Clayton [1.0], Cory Duedeit [0.2], Sean Jones [0.1] vs. UAB (3/19/02)
Seven-inning no-hitter	Jason Johnson vs. LaGrange College (4/30/91)
Nine-inning perfect game Seven-inning perfect game	Eric Brandon vs. Murray State (3/2/02) Jason Johnson vs. LaGrange College (4/30/91)
Nine-inning one-hitter (individual) Nine-inning one-hitter (combined)	Keegan Thompson vs. Presbyterian (3/1/14) Tanner Burns [7.0], Cody Greenhill [2.0] vs. Chicago State (3/6/20)
Five-inning one-hitter	Kevin Davis [3.2], Jacob Milliman [1.1], vs. Radford (2/22/15)
Nine-inning two-hitter	Tanner Burns [9.0] vs. Cincinnati (3/1/19)
<b>Complete game</b> Complete game shutout Consecutive complete games	<b>Drew Nelson vs. North Alabama [7] (3/28/23)</b> Jack Owen vs. UTSA (3/9/19) K. Thompson vs. Arkansas & LSU (4/4 & 4/11/15)
<b>Struck out 10 batters</b> Struck out 11 batters Struck out 12 batters Struck out 13 batters Struck out 15 batters	<b>10 by Tommy Vail vs. Mississippi State (4/21/23)</b> 11 by Jordan Armstrong vs. Yale (2/25/22) 12 by Casey Mize at Kentucky (3/23/18) 13 by Casey Mize vs. Texas A&M (3/16/18) 15 by Tanner Burns vs. Cincinnati (3/1/19)
<b>TEAM</b> Struck out 15+ batters Struck out 20+ batters	16, Bright [8], Sheehan [3], Burkhalter [5] vs. Stanford (6/20/22) 20, Fuller [4], Watson [4], Anderson [3], Greenhill [4], Skipper [3], Wade [2] vs. #9 Arkansas (4/5/19) vs. Ga State, at Missouri (4/5-7/16) 2-0 vs. South Carolina (4/24/22) 16-0 / 12-0 [7] vs. Rhode Island (3/5/22) 2-0 vs. UTSA / 5-0 vs. UTSA (3/6-9/19) 2-0 vs. South Carolina (4/24/22) 3-0 at Missouri (5/21/21) 5-0 and 4-0 at Miss. State (3/27-28/15) 5-0 and 4-0 at Miss. State (3/27-28/15)
Struck out 15 batters consecutive games Shut out an opponent Consecutive shutouts Three straight shutouts Shut out an SEC opponent Shut out an SEC opponent on the road Consecutive SEC shutouts Consecutive SEC shutouts on the road	2-0 vs. UT Martin / 6-0 vs. UTSA (3/6-9/19) 2-0 vs. South Carolina (4/24/22) 3-0 at Missouri (5/21/21) 3-0 at Missouri (5/21/21) 3-0 at Missouri (5/21/21) 5-0 and 4-0 at Miss. State (3/27-28/15) 5-0 and 4-0 at Miss. State (3/27-28/15)
<b>Was shut out</b> Was held to one hit Was no hit	<b>3-0 vs. #1 LSU (5/5/23)</b> vs. #24 Missouri (4/1/18) vs. #13 Arkansas (5/25/17)
<b>FIELDING SUPERLATIVES</b> 2 errors in a game 3 errors in a game 4 errors in a game	Jake Wyandt vs. #1 Ole Miss (3/17/22) Luke Jarvis vs. Presbyterian (3/11/17) Brett Burnham at Alabama (4/5/00)
<b>3 double plays turned in a game</b> 4 double plays turned in a game 5 double plays turned in a game	<b>vs. Samford (4/18/23)</b> at #1 Arkansas (4/3/21) never
Triple play (Auburn) Triple play (Opponent)	vs. Memphis (5/22/78) at Florida [4th] (3/15/08)
Threw a runner out at HP to end game	Bryson Ware at Mississippi State (4/17/22)
<b>MISC. SUPERLATIVES</b> Won 10 or more consecutive games Won 15 or more consecutive games Won 8 or more consecutive SEC games Lost 5 or more consecutive games	15 (2/24-3/22/19) 15 (2/24-3/22/19) 9 (4/1-21/95) 5 (4/2-11/21)
Home winning streak Road winning streak Season-opening winning streak	21 (1964-66) 14 (1967/1995) 17 (2/7-3/5/97)
<b>Extra-innings victory</b> <b>Extra-innings loss</b>	<b>7-6, vs. Georgia [11 inn] (3/23/23)</b> <b>8-12, at Georgia Tech [10 inn] (4/11/23)</b>
<b>Swept a 3-game series</b> Swept a road series Swept a road SEC series Swept a SEC series Swept a 4-game series Swept a doubleheader	<b>vs. Lipscomb (3/3-5/23)</b> at Alabama (4/20-21/18) at Alabama (4/20-21/18) vs. South Carolina (4/22-24/22) Rhode Island (3/4-6/22) Rhode Island (3/5/22)
Allowed 3 runs or fewer in a three-game series Allowed 3 runs or fewer in a four-game series Allowed 3 runs or fewer in a SEC series Allowed 4 runs or fewer in a series Allowed 4 runs or fewer in a SEC series Allowed 3 runs or fewer in a road series Allowed 3 runs or fewer in a SEC road series	2, vs. Chicago State (3/6-8/20) 3, vs. Rhode Island (3/4-6/22) 3, vs. Miss. State (3/27-29/15) 3, vs. UTSA (3/8-9/19) 4, vs. Georgia (4/23-25/15) 3, vs. Miss. State (3/27-29/15) 3, vs. Miss. State (3/27-29/15)
<b>Overcome a deficit of 7+ runs</b>	<b>7 runs, [0-7] vs. Mississippi State (4/23/23)</b>
Won a 1-0 game Lost a 1-0 game	vs. Mercer (5/30/15) [NCAA Regional] vs. Ohio State (2/15/14)
<b>Walk-off win</b> <b>Walk-off loss</b>	<b>vs. Mississippi State [9 inn.] (4/23/23)</b> <b>at Georgia Tech [10 inn.] (4/11/23)</b>

# HITTER PROFILES

## 31 • MIKE BELLO OF

6-0 • 203 • 50 • Oak Ridge, NJ • Pope John XXIII

### CAREER STATISTICS

YEAR	AVG	GP-GS	AB	R	H	2B	3B	HR	RBI	SB-A
2022	.253	43-27	99	18	25	4	0	1	12	1-1
2023	.161	15-5	31	4	5	0	0	0	3	0-0
TOTAL	.231	58-32	130	22	30	4	0	1	15	1-1

### SEASON HIGHS

AB: 4, three times  
 R: 2, vs. USC (2/26)  
 H: 2, vs. GT (3/14)  
 2B: --  
 HR: --  
 RBI: 1, three times

### CAREER HIGHS

5, two times  
 4, two times  
 3, two times  
 1, four times  
 1, at Texas A&M (3/26/22)  
 2, three times

## 6 • RYAN DYAL C

5-10 • 197 • R-JR • Senoia, GA • East Coweta

### CAREER STATISTICS

YEAR	AVG	GP-GS	AB	R	H	2B	3B	HR	RBI	SB-A
2021	.200	31-22	70	18	14	2	0	3	7	1-1
2022	.217	32-27	92	23	20	4	0	4	26	0-0
2023	.222	12-7	27	4	6	0	0	0	3	0-0
TOTAL	.212	75-56	189	45	40	6	0	7	36	1-1

### SEASON HIGHS

AB: 5, vs. Southeastern (3/10)  
 R: 2, vs. FAMU (3/1)  
 H: 1, six times  
 2B: --  
 HR: --  
 RBI: 1, three times

### CAREER HIGHS

5, five times  
 3, two times  
 2, seven times  
 1, six times  
 1, seven times  
 4, vs. Rhode Island (3/6/22)

## 7 • COLE FOSTER IF

6-1 • 193 • JR • Plano, TX • Plano Senior

- Is hitting .421 (16-for-38) in midweek games
- Became the first Auburn player with four hits in back-to-back games (at JSU/vs. SLU) since 2010
- Ranked by D1 Baseball as the No. 12 SS in the country
- Named to the Brooks Wallace Award Watch List

### CAREER STATISTICS

YEAR	AVG	GP-GS	AB	R	H	2B	3B	HR	RBI	SB-A
2021	.292	15-4	24	5	7	3	0	0	1	0-0
2022	.272	52-51	169	40	46	11	0	9	47	2-4
2023	.314	44-44	175	43	55	11	0	7	35	3-5
TOTAL	.291	112-100	371	88	108	25	0	16	83	5-9

### SEASON HIGHS

AB: 6, at Georgia Tech (4/11)  
 R: 3, five times  
 H: 4, two times  
 2B: 1, 11 times  
 HR: 1, seven times  
 RBI: 4, vs. Southeastern (3/10)

### CAREER HIGHS

6, two times  
 4, vs. Southeastern (6/3/22)  
 4, three times  
 2, vs. Stanford (6/20/22)  
 3, vs. Southeastern (6/3/22)  
 9, vs. Southeastern (6/3/22)

## 1 • CADEN GREEN IF

5-11 • 164 • JR • Tulsa, OK • Seminole State

- Capped off Auburn's 6-run first inning vs. LSU (5/7) with a two-RBI single, matching his season high for RBI
- Has started in 26 straight games at 2B

### CAREER STATISTICS

YEAR	AVG	GP-GS	AB	R	H	2B	3B	HR	RBI	SB-A
2021*	.448	39-7	125	38	56	16	2	9	44	8-11
2022*	.425	48-7	181	66	77	22	2	13	49	12-16
2023	.210	42-39	119	20	25	4	0	2	15	2-3
TOTAL	.372	129-39	425	124	158	42	4	24	108	22-30

### SEASON HIGHS

AB: 6, vs. GT (3/14)  
 R: 2, three times  
 H: 2, five times  
 2B: 1, four times  
 HR: 1, two times  
 RBI: 2, two times

### CAREER HIGHS

6, three times  
 4, vs. Rose State (3/5/22)  
 5, at Western OK State (3/29/22)  
 2, seven times  
 1, 24 times  
 5, vs. Murray State (1/31/21)

## 2 • JOSH HALL OF

5-9 • 174 • GR • Homewood, AL • Ole Miss

- Entered as a pinch runner and scored the game-winning run in the finale vs. Miss State (4/23)

### CAREER STATISTICS

YEAR	AVG	GP-GS	AB	R	H	2B	3B	HR	RBI	SB-A
2019*	.171	54-9	35	12	6	0	1	1	7	10-11
2021	.326	20-10	43	10	14	2	2	0	9	5-6
2022	.269	18-6	26	5	7	1	0	0	2	1-1
2023	.267	20-3	15	5	4	0	0	0	4	1-1
AU	.298	58-19	84	20	25	3	2	0	15	7-8
TOTAL	.260	113-28	119	32	31	3	3	1	22	17-19

### SEASON HIGHS

AB: 5, vs. GT (3/14)  
 R: 2, vs. FAMU (3/1)  
 H: 3, vs. GT (3/14)  
 2B: --  
 HR: --  
 RBI: 2, two times

### CAREER HIGHS

5, three times  
 3, vs. AAMU (2/23/21)  
 3, two times  
 1, three times  
 1, vs. Ark-Pine Bluff (3/20/19)  
 3, vs. AAMU (2/23/21)

## 16 • CAM HILL IF

6-4 • 219 • JR • Madison, AL • Bob Jones

### CAREER STATISTICS

YEAR	AVG	GP-GS	AB	R	H	2B	3B	HR	RBI	SB-A
2021	.270	35-30	111	19	30	6	1	5	22	0-0
2022	.278	39-26	108	16	30	7	0	1	19	0-1
2023	.200	10-4	15	1	3	0	0	0	2	0-0
TOTAL	.269	84-60	234	36	63	13	1	6	43	0-1

### SEASON HIGHS

AB: 3, vs. UNA (2/21)  
 R: 1, vs. UNA (2/21)  
 H: 1, three times  
 2B: --  
 HR: --  
 RBI: 2, vs. UNA (2/21)

### CAREER HIGHS

5, six times  
 4, at Missouri (5/20/21)  
 3, four times  
 2, vs. Texas A&M (5/16/21)  
 1, six times  
 4, vs. Boston College (3/6/21)

## 5 • KASON HOWELL OF

6-0 • 178 • 5th • Argyle, TX • Liberty Christian

- Hit two triples and matched a career high with 5 RBI in the series finale vs. LSU (5/7)
- Became the first Auburn player with two triples in a SEC game since 1999
- Is the NCAA active leader in career doubles (67) and ranks 3rd in Auburn history in the category
- Has started 235 career games, including 159 of the last 160 dating back to 2021

### CAREER STATISTICS

YEAR	AVG	GP-GS	AB	R	H	2B	3B	HR	RBI	SB-A
2019	.262	63-63	225	31	59	10	0	0	28	14-16
2020	.359	11-10	39	8	14	7	0	0	6	0-0
2021	.260	52-51	177	29	46	12	0	8	30	8-13
2022	.287	65-65	251	50	72	19	2	2	35	11-13
2023	.270	46-46	178	32	48	19	3	4	32	5-5
TOTAL	.275	237-235	870	150	239	67	5	14	131	38-47

### SEASON HIGHS

AB: 7, vs. GT (3/14)  
 R: 3, two times  
 H: 3, three times  
 2B: 3, vs. Lipscomb (3/3)  
 HR: 1, four times  
 RBI: 5, vs. LSU (5/7)

### CAREER HIGHS

7, vs. GT (3/14/23)  
 3, six times  
 4, vs. Florida State (6/4/22)  
 3, two times  
 2, two times  
 5, two times

## 18 • IKE IRISH DH/C

6-2 • 202 • FR • Hudsonville, MI • St. Mary's Prep

- Hitting .449 (22-for-49) in midweek games
- Tied with Kason Howell for the SEC lead with 19 2B
- Ranked 5th among freshmen nationally in hits (69)
- Leads the team with 23 multi-hit games

### CAREER STATISTICS

YEAR	AVG	GP-GS	AB	R	H	2B	3B	HR	RBI	SB-A
2023	.359	47-47	192	38	69	19	1	3	41	2-2

### SEASON HIGHS

AB: 6, vs. GT (3/14)  
 R: 3, three times  
 H: 4, two times  
 2B: 2, two times  
 HR: 1, three times  
 RBI: 5, vs. North Alabama (3/28)

### CAREER HIGHS

6, vs. GT (3/14/23)  
 3, three times  
 4, two times  
 2, two times  
 1, three times  
 5, vs. North Alabama (3/28/23)

## 14 • JUSTIN KIRBY OF

5-11 • 203 • GR • Alpharetta, GA • Kent State

- Drove in a pair of runs on two sac flies vs. Troy (4/25)
- His first six hits of the season were HRs

### CAREER STATISTICS

YEAR	AVG	GP-GS	AB	R	H	2B	3B	HR	RBI	SB-A
2019*	.313	42/37	147	42	46	14	2	9	30	9-11
2020*	.189	12/12	37	3	7	3	0	0	2	0-0
2021*	.301	48/43	146	31	44	8	1	5	25	10-10
2022*	.323	53/51	198	44	64	17	1	15	45	14-20
2023	.250	37-34	128	26	32	9	1	8	29	6-6
TOTAL	.293	192-177	656	146	192	51	5	37	131	39-47

### SEASON HIGHS

AB: 6, three times  
 R: 3, two times  
 H: 4, vs. GT (3/14)  
 2B: 1, nine times  
 HR: 2, vs. USC (2/26)  
 RBI: 7, vs. USC (2/26)

### CAREER HIGHS

6, eight times  
 4, two times  
 4, three times  
 2, five times  
 3, at Northern Illinois (4/19/22)  
 7, vs. USC (2/26/23)

## 24 • NATE LARUE C

6-3 • 223 • SR • Mobile, AL • McGill-Toolen

- Is hitting .269 (7-for-26) and reaching base at a .424 clip the last three SEC series
- Leads the SEC in pickoffs (5) and is T-4th in runners caught stealing (6)

### CAREER STATISTICS

YEAR	AVG	GP-GS	AB	R	H	2B	3B	HR	RBI	SB-A
2020	.294	8-3	17	6	5	1	0	0	2	0-0
2021	.219	16-10	32	8	7	2	0	2	5	0-0
2022	.211	52-42	152	19	32	8	0	6	34	2-2
2023	.156	38-36	109	12	17	1	0	3	11	4-6
TOTAL	.197	114-91	310	45	61	12	0	11	52	5-6

### SEASON HIGHS

AB: 5, at Florida (3/31)  
 R: 1, 12 times  
 H: 2, two times  
 2B: 1, at Florida (4/1)  
 HR: 1, three times  
 RBI: 2, two times

### CAREER HIGHS

5, six times  
 3, vs. Southeastern (6/3/22)  
 3, at Texas A&M (3/27/22)  
 2, vs. Arkansas (5/6/22)  
 2, vs. Southeastern (6/3/22)  
 5, at Texas A&M (3/27/22)

## 26 • COOPER McMURRAY IF

6-3 • 258 • R-SO • Tulsa, OK • Kansas

- Went 3-for-4 with 3 RBI in the series finale vs. LSU (5/7), driving in the run to put the run rule into effect
- Has 10 HR and 33 RBI in 25 games since returning from an ankle injury on Mar. 23
- Is 2nd in the league in SLG (.836), T-4th in OBP (.500), 6th in RBI (28) and T-7th in HR (9) in SEC play

### CAREER STATISTICS

YEAR	AVG	GP-GS	AB	R	H	2B	3B	HR	RBI	SB-A
2022*	.248	42-33	113	16	28	6	0	9	19	0-0
2023	.309	32-30	97	27	30	4	0	12	39	0-0
TOTAL	.279	74-63	208	43	58	10	0	21	58	0-0

### SEASON HIGHS

AB: 4, 11 times  
 R: 3, two times  
 H: 3, two times  
 2B: 1, four times  
 HR: 2, three times  
 RBI: 5, vs. Miss State (4/23)

### CAREER HIGHS

6, vs. Oklahoma (4/23/22)  
 3, two times  
 3, three times  
 1, 10 times  
 2, four times  
 5, vs. Miss State (4/23/22)

## 11 • GAVIN MILLER IF

5-11 • 192 • FR • Oakdale, PA • West Alle



**SEASON HIGHS**

AB: 5, 14 times  
 R: 4, vs. LSU (5/7)  
 H: 5, at Georgia Tech (4/11)  
 2B: 1, seven times  
 HR: 1, five times  
 RBI: 3, two times

**CAREER HIGHS**

5, 33 times  
 4, vs. LSU (5/7/23)  
 5, at Georgia Tech (4/11/23)  
 1, 24 times  
 1, 23 times  
 4, vs. Paradise Valley (2/26/19)

**3 • CHRIS STANFIELD OF**

6-1 • 189 • FR • Tallahassee, FL • Chiles

- Has hit out of the leadoff spot the last nine SEC games
- Scored the game-winning run in the bottom of the 8th inning of the series opener vs. Miss State (4/21)

**CAREER STATISTICS**

YEAR	AVG	GP-GS	AB	R	H	2B	3B	HR	RBI	SB-A
2023	.296	39-29	115	22	34	5	2	2	16	5-6

**SEASON HIGHS**

AB: 5, five times  
 R: 3, at S. Carolina (4/28)  
 H: 2, 10 times  
 2B: 1, five times  
 HR: 1, two times  
 RBI: 2, six times

**CAREER HIGHS**

5, five times  
 3, at S. Carolina (4/28/23)  
 2, 10 times  
 1, five times  
 1, two times  
 2, six times

**8 • BRYSON WARE IF**

6-2 • 211 • SR • Madison, MS • Pearl River

- Led the team with a .375 average vs. LSU
- Has four game-tying or go-ahead HR in the 8th inning or alter this season
- Went on a career-best 18-game hitting streak from 3/14-4/14, the longest in the league at the time
- Ranks top 10 in the SEC in runs (52), HR (19), RBI (54), slugging (.736) and total bases (131)
- Named to Golden Spikes Award Midseason Watch List

**CAREER STATISTICS**

YEAR	AVG	GP-GS	AB	R	H	2B	3B	HR	RBI	SB-A
2020*	.321	16-7	53	14	17	3	3	5	17	4-5
2021	.254	43-37	138	36	35	6	1	6	26	4-5
2022	.234	49-23	94	23	22	8	2	1	21	4-4
2023	.348	47-47	178	52	62	10	1	19	54	4-6
AU	.290	139-107	410	111	119	24	4	26	101	12-15
TOTAL	.294	155-107	463	125	136	27	7	31	118	16-20

**SEASON HIGHS**

AB: 7, vs. GT (3/14)  
 R: 3, five times  
 H: 3, six times  
 2B: 2, two times  
 HR: 2, two times  
 RBI: 3, 10 times

**CAREER HIGHS**

7, vs. GT (3/14/23)  
 6, vs. AAMU (2/24/21)  
 3, 12 times  
 2, three times  
 2, two times  
 6, two times

**10 • BRODY WORTHAM IF**

6-1 • 187 • GR • Wedowee, AL • West Georgia

- Went 1-for-1 with a walk and 2 RBI vs. LSU (5/6)

**CAREER STATISTICS**

YEAR	AVG	GP-GS	AB	R	H	2B	3B	HR	RBI	SB-A
2019*	.317	30-20	82	19	26	5	0	1	14	2-3
2020*	.324	20-20	71	16	23	7	0	1	10	4-4
2021*	.411	41-41	163	37	67	13	1	4	26	10-12
2022*	.372	45-44	183	47	68	9	2	9	32	9-10
2023	.167	13-2	18	5	3	0	0	0	4	0-0
TOTAL	.362	149-127	517	124	187	34	3	15	86	25-29

**SEASON HIGHS**

AB: 4, vs. South Alabama (3/21)  
 R: 2, vs. South Alabama (3/21)  
 H: 1, three times  
 2B: --  
 HR: --  
 RBI: 2, vs. LSU (5/6)

**CAREER HIGHS**

6, four times  
 3, six times  
 2, three times  
 2, vs. North Georgia (3/30/22)  
 5, vs. West Alabama (3/26/22)

**4 • CARTER WRIGHT C**

6-0 • 195 • JR • Blairsville, GA • Iowa Western

- Is hitting .333 (5-for-15) with 6 RBI since Mar. 21
- Drew a bases-loaded walk in the bottom of the 11th inning in the series opener vs. UGA (3/23)

**CAREER STATISTICS**

YEAR	AVG	GP-GS	AB	R	H	2B	3B	HR	RBI	SB-A
2021*	.353	43-7	119	34	42	8	0	0	27	0-0
2022*	.371	39-7	124	29	46	9	1	1	43	4-4
2023	.200	17-5	25	3	5	0	0	0	6	0-0
TOTAL	.347	97-5	268	66	93	17	1	1	76	4-4

**SEASON HIGHS**

AB: 4, vs. South Alabama (3/21)  
 R: 1, three times  
 H: 2, vs. South Alabama (3/21)  
 2B: --  
 HR: --  
 RBI: 2, two times

**CAREER HIGHS**

5, seven times  
 3, six times  
 3, five times  
 2, two times  
 1, at Southwestern (4/6/22)  
 5, at Southwestern (4/6/22)

**PITCHER PROFILES**

**46 • CHASE ALLSUP RHP**

6-1 • 238 • SO • Dothan, AL • Dothan

- Pitched a career-high 4.0 IP in series opener vs. LSU
- Has a 2.70 ERA in two appearances and 6.2 IP the last two SEC weekends

**CAREER STATISTICS**

YEAR	ERA	W-L	G/S	IP	H	R	ER	BB	K	BAA
2022	3.38	1-0	23/0	29.1	24	15	11	17	36	.226
2023	7.20	0-1	16/4	30.0	40	26	24	25	32	.320
TOTAL	5.31	1-1	39/4	59.1	64	41	35	42	68	.277

**SEASON HIGHS**

IP: 4.0, vs. LSU (5/5)  
 H: 5, two times  
 R: 6, at Georgia Tech (4/11)  
 ER: 6, at Georgia Tech (4/11)  
 K: 5, vs. Lipscomb (3/3)  
 BB: 4, at Georgia Tech (4/11)  
 PC: 74, at Georgia Tech (4/11)

**CAREER HIGHS**

4.0 (5/5/23)  
 5, two times  
 6, at Georgia Tech (4/11/23)  
 6, at Georgia Tech (4/11/23)  
 5, two times  
 4, at Georgia Tech (4/11/23)  
 74, at Georgia Tech (4/11/23)

**41 • JOHN ARMSTRONG RHP**

5-11 • 225 • SO • Marietta, GA • Harrison

- Returned in relief vs. LSU after missing SC series
- Earned his sixth win of the year and struck out a season-high five in the middle game vs. Texas A&M
- Ranks 2nd in the SEC in wins with six

**CAREER STATISTICS**

YEAR	ERA	W-L	G/S	IP	H	R	ER	BB	K	BAA
2022	4.26	1-0	19/0	19.0	20	13	9	11	21	.294
2023	5.24	6-2	20/1	34.1	36	24	20	15	32	.265
TOTAL	4.89	7-2	39/1	53.1	56	37	29	26	53	.275

**SEASON HIGHS**

IP: 3.1, two times  
 H: 7, at Florida (4/1)  
 R: 7, at Florida (4/1)  
 ER: 4, at Florida (4/1)  
 K: 5, vs. Texas A&M (4/7)  
 BB: 3, two times  
 PC: 65, vs. Texas A&M (4/7)

**CAREER HIGHS**

3.1, two times  
 7, at Florida (4/1/23)  
 7, at Florida (4/1/23)  
 4, two times  
 5, vs. Texas A&M (4/7/23)  
 3, two times  
 65, vs. Texas A&M (4/7/23)

**25 • TANNER BAUMAN LHP**

6-4 • 208 • JR • Jacksonville, FL • St. John's River

- Leads the team with 11 app in SEC play
- Allowed 1 R in 2.1 IP in the opener vs. LSU (5/5)
- Pitched 1.1 scoreless and earned the win in the series opener vs. MSU (4/21)
- Earned his first SEC win after holding Florida scoreless in 4.0 innings in relief (3/31)

**CAREER STATISTICS**

YEAR	ERA	W-L	G/S	IP	H	R	ER	BB	K	BAA
2021*	4.70	2-3	19/4	44.0	47	28	23	18	40	.267
2022*	5.91	3-10	16/14	77.2	96	69	51	34	100	.292
2023	6.13	3-1	17/3	39.2	40	28	27	26	34	.261
TOTAL	5.63	8-14	52/21	161.1	183	125	101	78	174	--

**SEASON HIGHS**

IP: 4.1, vs. Texas A&M (4/6)  
 H: 7, vs. Southeastern (3/10)  
 R: 6, vs. Texas A&M (4/6)  
 ER: 6, vs. Texas A&M (4/6)  
 K: 5, vs. Lipscomb (3/3)  
 BB: 3, three times  
 PC: 82, vs. Texas A&M (4/6)

**CAREER HIGHS**

7.0, vs. Fla State Jacksonville (4/5/21)  
 11, at Central Florida (3/25/22)  
 8, two times  
 6, four times  
 11, vs. Seminole State (3/7/22)  
 4, three times  
 82, vs. Texas A&M (4/6/23)

**33 • WILL CANNON RHP**

6-1 • 187 • SO • Phenix City, AL • NW Florida State

- Is 2nd on the team with a 4.50 ERA in SEC play
- Earned his 5th save in 3.0 IP in middle game vs. LSU (5/6), striking out three batters in the 9th inning
- Ranks 4th in the league with five saves
- Earned his first SEC save with a scoreless 9th inning in the opener vs. MSU (4/21)

**CAREER STATISTICS**

YEAR	ERA	W-L	G/S	IP	H	R	ER	BB	K	BAA
2022*	3.10	3-2	14/1	29.0	23	10	10	19	30	.213
2023	4.76	2-1	18/3	39.2	45	23	21	26	38	.292
TOTAL	4.06	5-3	32/4	68.2	68	33	31	45	68	--

**SEASON HIGHS**

IP: 4.2, at Arkansas (3/19)  
 H: 8, vs. Miss State (4/23)  
 R: 5, vs. Miss State (4/23)  
 ER: 5, vs. Miss State (4/23)  
 K: 4, three times  
 BB: 3, three times  
 PC: 77, at Florida (3/31)

**CAREER HIGHS**

4.2, two times  
 8, vs. Miss State (4/23/23)  
 5, vs. Miss State (4/23/23)  
 5, vs. Miss State (4/23/23)  
 5, vs. Chipola (4/9/22)  
 5, vs. Chipola (4/9/22)  
 77, at Florida (3/31/23)

**23 • P. CARLSON RHP**

6-1 • 184 • SO • Mobile, Ala. • Faith Academy

- Is 3rd on the team with 15 relief appearances
- Pitched a career high 3.1 IP vs. Troy (4/25)
- Earned his first career save vs. Texas A&M (4/7)

**CAREER STATISTICS**

YEAR	ERA	W-L	G/S	IP	H	R	ER	BB	K	BAA
2022	8.59	1-1	5/0	7.1	8	7	7	3	10	.267
2023	4.50	1-1	15/0	16.0	17	10	8	16	20	.266
TOTAL	5.79	2-2	20/0	23.1	25	17	15	19	30	.266

**SEASON HIGHS**

IP: 3.1, vs. Troy (4/25)  
 H: 3, two times  
 R: 3, vs. FAMU (3/1)  
 ER: 2, two times  
 K: 3, three times  
 BB: 3, vs. Troy (4/25)  
 PC: 59, vs. Troy (4/25)

**CAREER HIGHS**

3.1, vs. Troy (4/25/23)  
 3, three times  
 3, two times  
 3, vs. MTSU (3/13/22)  
 4, vs. Rhode Island (3/6/22)  
 3, vs. Troy (4/25/23)  
 59, vs. Troy (4/25/23)

**54 • K. COPELAND LHP**

6-2 • 185 • SR • Mobile, AL • Pensacola State

- Will make his 5th start of the season vs. Samford
- After not traveling to Alabama, earned a win in two straight series clinchers vs. MSU (4/23) and SC (4/29)
- Went 2-0 with a 2.16 ERA and 6 K to 0 BB in 8.1 IP during the span

**CAREER STATISTICS**

YEAR	ERA	W-L	G/S	IP	H	R	ER	BB	K	BAA
2020*	5.28	0-2	3/1	15.1	19	12	9	7	8	.297
2021*	1.74	7-1	12/8	57.0	43	14	11	16	81	.201
2022	4.20	3-0	9/2	15.0	20	11	7	8	19	.328
2023	8.04	3-1	12/4	28.0	38	27	25	9	26	.330
AU	6.70	6-1	21/6	43.0	58	38	32	17	45	.330
2023	8.48	3-1	13/4	28.2	41	29	27	10	28	.342
AU	7.01	6-1	22/6	43.2	61	40	34	18	47	.337
TOTAL	4.19	13-4	38/17	116.0	123	66	54	41	136	--

**SEASON HIGHS**

IP: 5.0, at JSU (3/8)  
 H: 6, vs. GT (3/14)  
 R: 5, vs. GT (3/14)  
 ER: 5, vs. GT (3/14)  
 K: 6, two times  
 BB: 3, at UAB (4/4)  
 PC: 66, vs. UNA (2/21)

**CAREER HIGHS**

7.0, two times  
 11, at Chipola (3/20/21)  
 5, vs. GT (3/14/23)  
 5, vs. GT (3/14/23)  
 12, at NW FL State (4/30/21)  
 3, at UAB (4/4/23)  
 68, vs. Kennesaw St. (4/20/22)

**77 • Z. CROTCHFELT LHP**

</

**29 • C. HERBERHOLZ RHP**

5-11 • 197 • R-JR • Scottsboro, AL • Southern Union

- Leads the team and ranks 3rd in the league with a 2.45 ERA in SEC play
- Earned his first win and matched a season high with 5.0 IP in the series finale vs. LSU (5/7)
- Has posted a 2.00 ERA with 18 K in 18.0 IP as a starter in SEC play the last three weekends

**CAREER STATISTICS**

YEAR	ERA	W-L	G/S	IP	H	R	ER	BB	K	BAA
2020*	10.43	0-4	5/4	14.2	17	19	17	10	13	.288
2021*	13.50	0-0	1/0	0.2	0	1	1	1	1	.000
2022*	2.40	4-0	10/7	56.1	41	24	15	11	55	.179
2023	4.37	1-3	16/7	45.1	50	26	22	22	41	.289
TOTAL	4.23	5-7	32/18	117.0	108	70	55	44	111	--

**SEASON HIGHS**

IP: 5.0, two times  
 H: 6, two times  
 R: 4, vs. Lipscomb (3/4)  
 ER: 4, vs. Lipscomb (3/4)  
 K: 6, at S. Carolina (4/29)  
 BB: 4, at S. Carolina (4/29)  
 PC: 92, at S. Carolina (4/29)

**CAREER HIGHS**

7.2, at Beville State (4/15/22)  
 7, vs. Shelton State (3/31/22)  
 7, at Wallace State (3/24/22)  
 6, at N.C. State (2/23/20)  
 13, vs. Marion Military (3/17/22)  
 4, two times  
 92, at S. Carolina (4/29/23)

**17 • TREVOR HORNE RHP**

6-3 • 203 • R-FR • Phenix City, AL • Glenwood

- Made his third SEC appearance in the finale at SC (4/30)

**CAREER STATISTICS**

YEAR	ERA	W-L	G/S	IP	H	R	ER	BB	K	BAA
2023	9.64	0-1	9/0	9.1	11	10	10	6	9	.282

**SEASON HIGHS**

IP: 1.2, three times  
 H: 3, two times  
 R: 4, vs. Texas A&M (4/7)  
 ER: 4, vs. Texas A&M (4/7)  
 K: 3, vs. FAMU (3/1)  
 BB: 3, vs. Texas A&M (4/7)  
 PC: 40, vs. Texas A&M (4/7)

**CAREER HIGHS**

1.2, three times  
 3, two times  
 4, vs. Texas A&M (4/7/23)  
 4, vs. Texas A&M (4/7/23)  
 3, vs. FAMU (3/1/23)  
 3, vs. Texas A&M (4/7/23)  
 40, vs. Texas A&M (4/7/23)

**43 • CHASE ISBELL RHP**

6-2 • 210 • SR • Springville, AL • Samford

- Has the 2nd most appearances on the team (19)
- Pitched 1.2 scoreless IP in the opener vs. LSU (5/5)
- Earned a save in back-to-back appearances vs. USA (3/21) and UGA (3/24)
- Pitched an immaculate inning vs. UNA (2/21)

**CAREER STATISTICS**

YEAR	ERA	W-L	G/S	IP	H	R	ER	BB	K	BAA
2020*	3.38	1-0	5/0	5.1	3	4	2	7	6	.167
2021*	2.32	4-2	26/0	31.0	19	9	8	13	44	.173
2022	4.82	1-1	14/0	18.2	17	10	10	14	23	.243
2023	7.12	2-1	19/1	24.0	25	19	19	14	33	.269
AU	6.12	3-2	33/1	42.2	42	29	29	28	56	.258
TOTAL	4.44	8-4	64/1	79.0	64	42	39	48	106	--

**SEASON HIGHS**

IP: 3.1 vs. Lipscomb (3/4)  
 H: 4, vs. Lipscomb (3/4)  
 R: 4, vs. USC (2/26)  
 ER: 4, vs. USC (2/26)  
 K: 7, vs. Lipscomb (3/4)  
 BB: 2, three times  
 PC: 56, vs. Lipscomb (3/4)

**CAREER HIGHS**

3.1, vs. Lipscomb (3/4/23)  
 5, vs. Vandy (4/9/22)  
 5, at LSU (4/1/22)  
 5, at LSU (4/1/22)  
 7, vs. Lipscomb (3/4/23)  
 3, at Samford (5/17/22)  
 57, at ETSU (5/21/21)

**47 • C. KESHOCK RHP**

6-6 • 214 • FR • Spanish Fort, Ala. • Spanish Fort

- Logged a season-high 1.1 IP in the finale at SC (4/30)
- Retired the first four batters he faced in the outing, his first appearance since Mar. 25

**CAREER STATISTICS**

YEAR	ERA	W-L	G/S	IP	H	R	ER	BB	K	BAA
2023	42.43	0-0	4/0	2.1	9	11	11	2	2	.563

**SEASON HIGHS**

IP: 1.1, at S. Carolina (4/30)  
 H: 4, vs. Georgia (3/25)  
 R: 7, vs. Georgia (3/25)  
 ER: 7, vs. Georgia (3/25)  
 K: 1, two times  
 BB: 1, two times  
 PC: 19, at S. Carolina (4/30)

**CAREER HIGHS**

1.1, at S. Carolina (4/30/23)  
 4, vs. Georgia (3/25/23)  
 7, vs. Georgia (3/25/23)  
 7, vs. Georgia (3/25/23)  
 1, two times  
 1, two times  
 19, at S. Carolina (4/30/23)

**22 • HAYDEN MURPHY RHP**

6-3 • 185 • FR • Chula, GA • Tiftarea Academy

- Pitched a 1-2-3 9th inning in the opener vs. LSU (5/5)
- Made his first career start vs. Troy (4/25)
- Pitched a season-high 3.1 IP and earned his first career win in the midweek vs. Samford (4/18)

**CAREER STATISTICS**

YEAR	ERA	W-L	G/S	IP	H	R	ER	BB	K	BAA
2023	10.90	1-0	11/1	17.1	31	21	21	8	11	.388

**SEASON HIGHS**

IP: 3.1, vs. Samford (4/18)  
 H: 7, vs. Texas A&M (4/7)  
 R: 5, two times  
 ER: 5, two times  
 K: 2, four times  
 BB: 2, two times  
 PC: 64, vs. Texas A&M (4/7)

**CAREER HIGHS**

3.1, vs. Samford (4/18/23)  
 7, vs. Texas A&M (4/7/23)  
 5, two times  
 5, two times  
 2, four times  
 2, two times  
 64, vs. Texas A&M (4/7/23)

**12 • DREW NELSON LHP**

5-11 • 198 • FR • Troy, AL • Pike Liberal Arts

- Is 2-0 with a 1.35 ERA in 13.1 IP in midweek games
- Earned a 3.0-inning save in the finale vs. LSU (5/7), retiring the last nine batters he faced
- Pitched 1.2 scoreless IP vs. Samford (4/18)
- Pitched a 7.0 inning complete game vs. UNA (3/28)

**CAREER STATISTICS**

YEAR	ERA	W-L	G/S	IP	H	R	ER	BB	K	BAA
2023	6.21	2-3	15/4	29.0	21	21	20	19	28	.204

**SEASON HIGHS**

IP: 7.0, vs. North Alabama (3/28)  
 H: 4, vs. USC (2/26)  
 R: 4, two times  
 ER: 4, two times  
 K: 7, vs. North Alabama (3/28)  
 BB: 3, four times  
 PC: 93, vs. North Alabama (3/28)

**CAREER HIGHS**

7.0, vs. North Alabama (3/28/23)  
 4, vs. USC (2/26/23)  
 4, two times  
 4, two times  
 7, vs. North Alabama (3/28/23)  
 3, four times  
 93, vs. North Alabama (3/28/23)

**44 • RYAN OLSON RHP**

6-1 • 206 • FR • Auburn, AL • Auburn

- Made his SEC debut and recorded an out to end the 8th inning in the finale at SC (4/30)

**CAREER STATISTICS**

YEAR	ERA	W-L	G/S	IP	H	R	ER	BB	K	BAA
2023	18.00	0-0	4/0	2.0	6	4	4	2	3	.545

**SEASON HIGHS**

IP: 1.0, vs. FAMU (3/1)  
 H: 3, vs. Southeastern (3/11)  
 R: 3, vs. Southeastern (3/11)  
 ER: 3, vs. Southeastern (3/11)  
 K: 2, vs. FAMU (3/1)  
 BB: 2, vs. Indiana (2/19)  
 PC: 26, vs. FAMU (3/1)

**CAREER HIGHS**

1.0, vs. FAMU (3/1/23)  
 3, vs. Southeastern (3/11/23)  
 3, vs. Southeastern (3/11/23)  
 3, vs. Southeastern (3/11/23)  
 2, vs. FAMU (3/1/23)  
 2, vs. Indiana (2/19/23)  
 26, vs. FAMU (3/1/23)

**20 • TOMMY SHEEHAN LHP**

6-0 • 210 • Gr. • Brielle, NJ • Notre Dame

- Made his first app since Feb. 18 at UAB (4/4) and turned in 1.1 scoreless IP with 3 Ks
- Hasn't made an appearance since Apr. 15 at Alabama

**CAREER STATISTICS**

YEAR	ERA	W-L	G/S	IP	H	R	ER	BB	K	BAA
2018*	5.74	2-4	14/14	62.2	62	43	40	41	27	.264
2019*	4.58	5-6	15/15	92.1	100	62	47	23	62	.268
2020*	2.70	3-0	4/4	23.1	18	7	7	5	22	.202
2021*	6.75	0-1	2/2	8.0	10	6	6	5	10	.303
2022	4.28	2-0	16/3	33.2	25	18	16	22	29	.207
2023	13.50	0-1	4/1	2.2	3	4	4	6	6	.273
AU	4.95	2-1	20/4	36.1	28	22	20	28	35	.212
TOTAL	4.85	12-12	55/38	222.2	218	140	120	102	156	--

**SEASON HIGHS**

IP: 1.1, at UAB (4/4)  
 H: 2, vs. Texas A&M (4/7)  
 R: 3, vs. Texas A&M (4/7)  
 ER: 3, vs. Texas A&M (4/7)  
 K: 3, at UAB (4/4)  
 BB: 3, vs. Texas A&M (4/7)  
 PC: 36, vs. Texas A&M (4/7)

**CAREER HIGHS**

9.0, two times  
 13, vs. North Carolina (4/13/19)  
 11, vs. North Carolina (4/13/19)  
 8, vs. North Carolina (4/13/19)  
 9, at UAB (2/14/20)  
 6, vs. Purdue (2/24/18)  
 112, vs. North Carolina (4/13/19)

**21 • TOMMY VAIL LHP**

5-11 • 190 • Gr. • Seattle, WA • TCU/Notre Dame

- Auburn is 9-2 in games he has started
- Is 2-0 with a 1.31 ERA and 29 K in 20.2 IP over the last four SEC weekends
- His 48 K in SEC play are the 6th most in the league
- Earned the win in 5.0 IP in the opener at SC (4/28)
- Pitched 5.0 scoreless and struck out 10 in the opener vs. MSU (4/21), marking Auburn's first 10 K game in SEC play since 2019
- Turned in 6.2 scoreless IP in the opener at Alabama - marking the team's first quality start in SEC play

**CAREER STATISTICS**

YEAR	ERA	W-L	G/S	IP	H	R	ER	BB	K	BAA
2018*	3.90	3-2	27/1	27.2	24	16	12	24	30	.231
2019*	3.27	3-2	25/2	44.0	24	19	16	26	61	.157
2020*	2.08	3-0	7/0	17.1	5	6	4	3	24	.086
2021*	DNP-INJURED									
2022*	3.65	1-0	13/0	12.1	9	5	5	6	15	.205
2023	3.68	4-1	13/11	51.1	34	23	21	35	66	.189
TOTAL	3.42	13-5	85/14	152.2	96	69	58	94	196	--

**SEASON HIGHS**

IP: 6.2, at Alabama (4/14)  
 H: 7, vs. Georgia (3/23)  
 R: 5, two times  
 ER: 5, vs. Texas A&M (4/7)  
 K: 10, vs. Miss State (4/21)  
 BB: 6, at S. Carolina (4/28)  
 PC: 97, at Alabama (4/14)

**CAREER HIGHS**

6.2, at Alabama (4/14/23)  
 7, vs. Georgia (3/23/23)  
 5, two times  
 5, vs. Texas A&M (4/7/23)  
 10, vs. Miss State (4/21/23)  
 6, at S. Carolina (4/28/23)  
 97, at Alabama (4/14/23)

# PITCHING CAREERS

## CHASE ALLSOP'S AUBURN APPEARANCES

### 2022 - FRESHMAN YEAR

Date	Opp (Res.)	DEC	QS	IP	H	R	ER	BB	SO	HR	ERA	NP
2/20	vs. Kansas State (W, 12-1)	-	-	1.0	0	0	0	0	3	0	0.00	14
2/25	YALE (W, 9-0)	-	-	1.0	0	0	0	2	2	0	0.00	25
3/2	UAB (W, 16-1)	-	-	1.0	0	0	0	1	2	0	0.00	20
3/9	vs. Tennessee Tech (W, 4-3)	-	-	2.0	2	0	0	1	3	0	0.00	39
3/13	MIDDLE TENNESSEE-G1 (W, 10-7)	-	-	1.1	3	1	0	1	3	0	0.00	35
3/18	#1 OLE MISS (W, 19-5)	-	-	1.1	2	4	2	2	2	1	2.35	49
3/26	at Texas A&M (L, 4-5 [11])	-	-	0.1	0	0	0	0	0	0	2.25	1
3/27	at Texas A&M (W, 13-9)	W	-	1.0	0	1	0	1	0	0	2.00	19
4/5	at UAB (W, 6-4)	S	-	2.1	2	1	1	0	2	1	2.38	34
4/12	SAMFORD (W, 4-1)	-	-	2.0	1	0	0	0	5	0	2.03	33
4/19	ALABAMA STATE (W, 6-5 [10])	-	-	0.2	0	0	0	2	0	0	1.93	15
4/22	SOUTH CAROLINA (W, 6-3)	-	-	0.2	0	0	0	0	0	0	1.84	5
4/26	at Jax State (W, 8-4)	-	-	2.2	2	1	1	0	3	1	2.08	31
4/30	at #1 Tennessee (W, 8-6)	-	-	1.1	2	1	1	1	1	0	2.41	41
5/6	#3 ARKANSAS (L, 8-11)	-	-	1.2	1	0	0	1	0	0	2.21	21
5/8	#3 ARKANSAS (L, 4-7)	-	-	0.2	1	1	1	2	0	0	2.57	22
5/14	ALABAMA (W, 6-4)	S	-	2.0	1	0	0	0	2	0	2.35	21
5/17	at Samford (W, 8-4)	-	-	1.0	1	0	0	1	2	0	2.25	21
5/20	at Kentucky (W, 6-3)	-	-	1.0	1	1	1	0	1	1	2.52	14
5/21	at Kentucky (L, 3-6)	-	-	2.0	2	1	1	0	2	0	2.67	28
5/25	vs. Kentucky (L, 1-3)	-	-	1.0	0	0	0	0	3	0	2.57	20
6/12	at #3 Oregon State (L, 3-4)	-	-	0.2	1	1	1	1	0	0	2.83	11
6/21	vs. Arkansas (L, 1-11)	-	-	0.2	2	2	2	1	1	0	3.38	21

### 2023 - SOPHOMORE YEAR

Date	Opp (Res.)	DEC	QS	IP	H	R	ER	BB	SO	HR	ERA	NP
2/17	*INDIANA (W, 8-4)	-	-	2.0	3	2	2	2	4	1	9.00	48
2/24	*USC (W, 5-3)	-	-	3.2	5	1	1	2	2	0	4.76	72
3/3	LIPSCOMB (W, 7-3)	S	-	3.0	1	1	1	2	5	1	4.15	55
3/7	UAB (W, 4-1)	S	-	3.1	3	1	1	1	3	0	3.75	46
3/11	SOUTHEASTERN (L, 3-8)	-	-	1.0	4	2	2	0	2	0	4.85	23
3/14	GEORGIA TECH (W, 12-11 [12])	-	-	0.2	4	3	3	0	0	0	6.59	20
3/19	at #3 Arkansas (L, 0-5)	-	-	0.1	4	2	2	0	1	0	7.71	19
3/24	GEORGIA (W, 6-3)	-	-	2.2	1	1	0	1	3	0	6.48	50
4/2	at #2 Florida (L, 8-17)	-	-	0.0	1	1	1	3	0	0	7.02	25
4/4	at UAB (L, 5-6)	-	-	1.0	1	0	0	0	1	0	6.62	13
4/7	TEXAS A&M (W, 10-9)	-	-	0.1	0	0	0	2	0	0	6.50	11
4/11	*at Georgia Tech (L, 8-12 [10])	-	-	3.0	5	6	6	4	3	2	8.14	74
4/16	at Alabama (L, 1-6)	-	-	0.1	1	0	0	1	0	0	8.02	12
4/22	MISS STATE (L, 10-11)	-	-	2.0	3	3	3	2	4	1	8.49	49
4/30	at #2 South Carolina (L, 7-8)	-	-	2.2	1	1	0	3	3	0	7.62	64
5/5	*vs. #1 LSU (L, 0-3)	L	-	4.0	3	2	2	2	1	1	7.20	72

## JOHN ARMSTRONG'S AUBURN APPEARANCES

### 2022 - FRESHMAN YEAR

Date	Opp (Res.)	DEC	QS	IP	H	R	ER	BB	SO	HR	ERA	NP
2/18	vs. Oklahoma (L, 0-3)	-	-	1.0	0	0	0	0	1	0	0.00	8
2/19	vs. #12 Texas Tech (W, 2-1)	-	-	0.2	0	0	0	1	0	0	0.00	13
2/25	YALE (W, 9-0)	-	-	0.2	0	0	0	0	2	0	0.00	9
2/26	YALE-G2 (L, 4-5 [10])	-	-	0.2	1	0	0	0	1	0	0.00	12
3/1	ALABAMA STATE (W, 13-7)	-	-	0.2	1	0	0	0	2	0	0.00	16
3/9	vs. Tennessee Tech (W, 4-3)	-	-	0.1	1	0	0	0	1	0	0.00	5
3/11	MIDDLE TENNESSEE (L, 8-10)	-	-	0.1	0	3	0	2	1	0	0.00	18
3/17	#1 OLE MISS (L, 6-13)	-	-	0.0	2	3	2	2	0	0	4.15	19
3/22	vs. South Alabama (W, 13-12)	-	-	0.1	0	0	0	0	0	0	3.86	4
3/29	JAX STATE (L, 2-5)	-	-	1.1	1	0	0	1	0	0	3.00	26
5/8	#3 ARKANSAS (L, 4-7)	-	-	2.2	0	0	0	1	4	0	2.08	40
5/13	ALABAMA (W, 3-2)	W	-	2.2	1	0	0	0	3	0	1.59	29
5/17	at Samford (W, 8-4)	-	-	2.1	1	0	0	0	3	0	1.32	29
5/20	at Kentucky (L, 1-5)	-	-	0.2	1	0	0	0	2	0	1.26	10
5/21	at Kentucky (L, 3-6)	-	-	0.0	3	2	2	1	0	0	2.51	11
6/4	FLORIDA STATE (W, 21-7)	-	-	2.0	3	1	1	1	0	0	2.76	24
6/11	at #3 Oregon State (W, 7-5)	-	-	1.0	0	0	0	1	0	0	2.60	15
6/12	at #3 Oregon State (L, 3-4)	-	-	0.2	2	0	0	0	0	0	2.50	9
6/21	vs. Arkansas (L, 1-11)	-	-	1.0	4	4	4	1	1	1	4.26	24

### 2023 - SOPHOMORE YEAR

Date	Opp (Res.)	DEC	QS	IP	H	R	ER	BB	SO	HR	ERA	NP
2/17	INDIANA (W, 8-4)	-	-	3.1	0	0	0	1	3	0	0.00	48
2/21	vs. North Alabama (W, 13-1)	-	-	1.1	1	0	0	0	2	0	0.00	18
2/24	USC (W, 5-3)	W	-	0.1	0	0	0	0	0	0	0.00	2
2/25	USC (W, 12-6)	W	-	1.2	1	3	3	3	1	0	4.05	34
3/3	LIPSCOMB (W, 7-3)	W	-	2.1	2	1	1	0	4	1	4.00	44
3/5	LIPSCOMB (W, 4-3)	W	-	3.0	0	0	0	0	2	0	3.00	43
3/10	SOUTHEASTERN (W, 7-1)	S	-	3.1	0	0	0	1	1	0	2.35	46
3/14	GEORGIA TECH (W, 12-11 [12])	-	-	1.0	3	1	1	0	2	0	2.76	18
3/17	at #3 Arkansas (L, 2-7)	-	-	2.0	5	3	2	1	2	0	3.44	51
3/21	vs. South Alabama (W, 6-5)	-	-	2.0	2	3	3	1	1	2	4.43	33
3/24	GEORGIA (W, 6-3)	W	-	2.2	5	0	0	1	0	0	3.91	39
4/1	*at #2 Florida (L, 5-12)	L	-	2.1	7	7	4	0	1	1	4.97	50

4/4	at UAB (L, 5-6)	-	-	0.0	1	0	0	0	0	0	4.97	2
4/7	TEXAS A&M (W, 10-9)	W	-	2.1	3	2	2	3	5	0	5.20	65
4/11	at Georgia Tech (L, 8-12 [10])	-	-	1.0	1	1	1	1	3	0	5.34	24
4/15	at Alabama (L, 2-4)	-	-	2.0	1	0	0	1	0	0	4.99	40
4/18	SAMFORD (W, 13-3 [8])	S	-	0.2	1	0	0	0	2	0	4.88	11
4/21	MISS STATE (W, 2-1)	-	-	1.2	1	1	1	1	3	0	4.91	26
4/22	MISS STATE (L, 10-11)	L	-	0.1	1	2	2	0	0	1	5.40	7
5/6	vs. #1 LSU (W, 8-6)	-	-	1.0	1	0	0	1	0	0	5.24	29

## TANNER BAUMAN'S AUBURN APPEARANCES

### 2023 - JUNIOR YEAR

Date	Opp (Res.)	DEC	QS	IP	H	R	ER	BB	SO	HR	ERA	NP
2/17	INDIANA (W, 8-4)	W	-	2.2	1	2	1	1	3	0	3.38	52
2/24	USC (W, 5-3)	-	-	3.2	1	2	2	3	3	0	4.26	52
3/3	*LIPSCOMB (W, 7-3)	-	-	3.2	4	1	1	1	5	1	3.60	73
3/10	*SOUTHEASTERN (W, 7-1)	-	-	4.0	7	1	1	1	3	0	3.21	75
3/14	GEORGIA TECH (W, 12-11 [12])	-	-	2.0	3	0	0	0	2	0	2.81	33
3/18	at #3 Arkansas (L, 3-9)	-	-	2.0	4	3	3	2	1	0	4.00	47
3/24	*GEORGIA (W, 6-3)	-	-	2.2	4	2	2	2	2	1	4.35	56
3/31	at #2 Florida (W, 10-1)	W	-	4.0	1	0	0	2	4	0	3.65	68
4/6	TEXAS A&M (L, 5-9)	L	-	4.1	4	6	6	3	4	2	4.97	82
4/11	at Georgia Tech (L, 8-12 [10])	-	-	0.0	0	0	0	1	0	0	4.97	5
4/14	at Alabama (W, 8-4)	-	-	1.2	2	4	4	3	2	0	5.87	56
4/16	at Alabama (L, 1-6)	-	-	1.2	2	2	2	0	1	0	6.12	29
4/21	MISS STATE (W, 2-1)	W	-	1.1	0	0	0	2	1	0	5.88	23
4/22	MISS STATE (L, 10-11)	-	-	0.1	0	2	2	2	0	0	6.35	12
4/28	at #2 South Carolina (W, 8-3)	-	-	3.0	4	1	1	1	2	0	6.08	49
4/30	*at #2 South Carolina (L, 7-8)	-	-	0.1	1	1	1	0	0	1	6.27	14
5/5	vs. #1 LSU (L, 0-3)	-	-	2.1	2	1	1	2	1	0	6.13	41

## WILL CANNON'S AUBURN APPEARANCES

### 2023 - SOPHOMORE YEAR

Date	Opp (Res.)	DEC	QS	IP	H	R	ER	BB	SO	HR	ERA	NP
2/17	INDIANA (W, 8-4)	-	-	1.0	1	0	0	0	2	0	0.00	23
2/24	USC (W, 5-3)	S	-	1.1	2	0	0	1	1	0	0.00	26
2/25	USC (W, 12-6)	S	-	1.2	2	0	0	1	1	0	0.00	24
3/4	LIPSCOMB (W, 12-11)	W	-	2.0	2	1	1	2	2	0	1.50	36
3/8	at Jacksonville State (W, 6-3)	S	-	2.2	3	2	2	1	4	0	3.12	45
3/11	SOUTHEASTERN (L, 3-8)	-	-	1.0	4	3	1	1	1	1	3.72	30
3/14	GEORGIA TECH (W, 12-11 [12])	-	-	2.1	1	0	0	0	3	0	3.00	41
3/19	at #3 Arkansas (L, 0-5)	-	-	4.2	2	0	0	2	4	0	2.16	58
3/23	GEORGIA (W, 7-6 [11])	W	-	3.0	1	1	1	2	3	0	2.29	50
3/31	*at #2 Florida (W, 10-1)	-	-	4.0	5	1	1	3	2	0	2.28	77
4/6	*TEXAS A&M (L, 5-9)	-	-	3.0	5	2	2	1	3	0	2.70	72
4/11	at Georgia Tech (L, 8-12 [10])	L	-	1.2	2	4	4	3	2	1	3.81	30
4/14	at Alabama (W, 8-4)	-	-	0.2	1	0	0	1	1	0	3.72	23



**AUBURN** 2023 AUBURN BASEBALL GAME NOTES

4/26	at Jax State (W, 8-4)	W	-	1.1	3	2	2	1	1	0	2.16	25
4/30	at #1 Tennessee (W, 8-6)	W	-	2.0	3	1	1	0	2	1	2.61	41
5/6	#3 ARKANSAS (L, 8-11)	-	-	1.1	2	4	4	2	1	2	5.40	32
5/10	at Troy (W, 11-4)	-	-	0.2	1	0	0	0	1	0	5.11	12
6/3	SOUTHEASTERN (W, 19-7)	-	-	2.2	4	3	0	2	4	0	4.20	56

**2023 - SENIOR YEAR**

Date	Opp (Res.)	DEC	QS	IP	H	R	ER	BB	SO	HR	ERA	NP
2/21	*vs. North Alabama (W, 13-1)	W	-	3.2	3	1	1	0	6	0	2.45	66
2/26	USC (T, 12-12)	-	-	2.0	3	0	0	0	1	0	1.59	39
3/4	LIPSCOMB (W, 12-11)	-	-	0.2	4	4	4	0	0	1	7.11	20
3/8	*at Jacksonville State (W, 6-3)	-	-	5.0	2	0	0	1	6	0	3.97	65
3/14	GEORGIA TECH (W, 12-11 [12])	-	-	1.1	6	5	5	1	1	0	7.11	43
3/19	*at #3 Arkansas (L, 0-5)	L	-	2.2	3	3	3	1	2	1	7.63	48
3/25	GEORGIA (L, 7-24 [8])	-	-	1.0	3	3	3	1	1	0	8.82	24
4/2	at #2 Florida (L, 8-17)	-	-	0.2	4	2	2	0	1	0	9.53	20
4/4	*at UAB (L, 5-6)	-	-	0.2	2	4	4	3	1	0	11.21	39
4/11	at Georgia Tech (L, 8-12 [10])	-	-	2.0	4	1	1	2	1	0	10.53	29
4/23	MISS STATE (W, 12-11)	W	-	4.1	3	2	0	2	0	2	8.62	56
4/29	at #2 South Carolina (W, 9-5)	W	-	4.0	1	2	2	0	4	1	8.04	56
5/6	vs. #1 LSU (W, 8-6)	-	-	0.2	3	2	2	1	2	0	8.48	24

**ZACH CROTCHFELT'S AUBURN APPEARANCES**

**2023 - FRESHMAN YEAR**

Date	Opp (Res.)	DEC	QS	IP	H	R	ER	BB	SO	HR	ERA	NP
2/19	INDIANA (L, 2-11)	-	-	3.2	3	2	2	1	4	0	4.91	56
2/26	USC (T, 12-12)	-	-	3.2	4	4	4	2	3	0	7.36	62
3/5	*LIPSCOMB (W, 4-3)	-	-	4.0	3	2	2	3	4	1	6.35	76
3/11	*SOUTHEASTERN (L, 3-8)	-	-	5.0	3	0	0	3	5	0	4.41	82
3/18	*at #3 Arkansas (L, 3-9)	L	-	4.0	5	6	3	1	5	1	4.87	80
3/25	*GEORGIA (L, 7-24 [8])	L	-	2.1	6	5	4	1	2	2	5.96	47
4/1	at #2 Florida (L, 5-12)	-	-	2.2	5	4	4	2	2	0	6.75	60
4/6	TEXAS A&M (L, 5-9)	-	-	1.0	1	1	1	1	1	1	6.84	15
4/7	TEXAS A&M (L, 6-12)	-	-	2.0	2	1	0	2	1	0	6.35	34
4/15	at Alabama (L, 2-4)	-	-	3.0	2	0	0	1	4	0	5.74	34
4/18	*SAMFORD (W, 13-3 [8])	-	-	1.0	0	0	0	2	3	0	5.57	29
4/23	*MISS STATE (W, 12-11)	-	-	1.2	2	4	3	4	1	0	6.09	52
5/6	vs. #1 LSU (W, 8-6)	-	-	0.1	0	0	0	0	1	0	6.03	5

**JOSEPH GONZALEZ'S AUBURN APPEARANCES**

**2021 - FRESHMAN YEAR**

Date	Opp (Res.)	DEC	QS	IP	H	R	ER	BB	SO	HR	ERA	NP
2/20	PRESBYTERIAN (W, 6-1)	-	-	1.0	2	0	0	0	1	0	0.00	12
2/24	ALABAMA A&M (W, 33-0)	-	-	1.0	0	0	0	0	2	0	0.00	11
2/26	vs. #25 Oklahoma (L, 3-4 [10])	-	-	1.1	4	1	1	0	0	0	2.70	25
3/9	*at UAB (W, 6-5)	-	-	5.0	1	1	1	0	7	0	2.16	60
3/14	LITTLE ROCK (L, 6-12)	-	-	0.2	2	1	1	0	0	0	3.00	12
3/16	at Lipscomb (W, 9-7)	-	-	1.1	1	0	0	0	1	0	2.61	17
3/19	at #4 Ole Miss (L, 0-1)	L	-	1.0	1	1	1	0	0	1	3.18	16
3/27	*KENTUCKY (L, 4-6)	L	-	4.0	8	5	5	2	4	0	5.28	71
4/3	*at #1 Arkansas (L, 5-6 [10])	-	-	5.0	2	2	2	5	1	0	4.87	86
4/11	*#4 MISSISSIPPI STATE (L, 10-19)	L	-	0.2	7	9	9	1	9	0	8.57	44
4/17	*at Alabama (L, 9-10)	-	-	1.1	4	3	3	0	0	0	9.27	29
4/21	JAX STATE (W, 8-7 [10])	-	-	3.1	3	0	0	0	3	0	8.06	55
4/25	#10 FLORIDA (W, 10-8 [7])	W	-	2.2	3	2	2	1	0	0	7.94	43
4/30	at #20 Georgia (W, 10-6 [14])	-	-	1.0	2	0	0	0	0	0	7.67	16
5/1	at #20 Georgia (W, 9-7)	-	-	2.2	3	2	2	0	3	1	7.59	29
5/7	LSU (L, 6-9)	-	-	3.1	3	1	1	0	4	0	7.13	51
5/12	at Samford (L, 1-6)	-	-	1.0	0	0	0	1	1	0	6.94	12
5/14	TEXAS A&M (W, 5-4)	-	-	1.0	0	0	0	0	0	0	6.75	9
5/16	TEXAS A&M (W, 8-5)	W	-	3.2	3	2	1	0	3	0	6.37	40
5/22	at Missouri (L, 6-7)	-	-	1.0	2	0	0	0	0	0	6.21	14
5/25	vs. #11 Ole Miss (L, 4-7)	-	-	0.1	0	0	0	0	0	0	6.17	3

**2022 - SOPHOMORE YEAR**

Date	Opp (Res.)	DEC	QS	IP	H	R	ER	BB	SO	HR	ERA	NP
2/19	*vs. #12 Texas Tech (W, 2-1)	W	-	5.0	3	0	0	3	5	0	0.00	81
2/26	*YALE (W, 4-3)	-	-	3.0	7	3	3	0	2	0	3.38	47
3/5	*RHODE ISLAND-G1 (W, 16-0)	W	X	6.2	5	0	0	1	8	0	1.84	89
3/13	*MIDDLE TENNESSEE-G1 (W, 10-7)	-	-	1.0	0	0	0	1	0	0	1.72	12
3/29	JAX STATE (L, 2-5)	-	-	1.2	0	0	0	0	0	0	1.56	13
4/2	*at #12 LSU (W, 6-4)	W	X	6.0	9	3	3	2	1	0	2.31	92
4/10	*#12 VANDERBILT (W, 8-2)	W	X	9.0	8	2	1	0	8	0	1.95	104
4/16	*at Mississippi State (W, 3-2)	W	X	8.0	7	2	2	0	6	2	2.01	110
4/24	*SOUTH CAROLINA (W, 2-0)	W	X	7.0	7	0	0	0	4	0	1.71	89
5/1	*at #1 Tennessee (L, 3-5)	L	-	7.1	7	5	5	1	2	2	2.30	91
5/7	*#3 ARKANSAS (L, 4-7)	L	-	2.2	9	5	5	0	0	1	2.98	53
5/21	*at Kentucky (L, 3-6)	-	-	5.0	3	0	0	2	3	0	2.74	79
6/4	*FLORIDA STATE (W, 21-7)	W	X	6.0	4	3	3	3	4	0	2.90	96
6/12	*at #3 Oregon State (L, 3-4)	L	-	5.1	7	3	2	0	5	2	2.95	77
6/18	*vs. Ole Miss (L, 1-5)	L	-	5.0	7	4	4	1	7	1	3.22	73

**2023 - JUNIOR YEAR**

Date	Opp (Res.)	DEC	QS	IP	H	R	ER	BB	SO	HR	ERA	NP
2/18	*INDIANA (W, 6-1)	W	-	5.0	2	0	0	0	1	0	0.00	41

**CHRISTIAN HERBERHOLZ'S AUBURN APPEARANCES**

**2023 - REDSHIRT JUNIOR YEAR**

Date	Opp (Res.)	DEC	QS	IP	H	R	ER	BB	SO	HR	ERA	NP
2/19	INDIANA (L, 2-11)	-	-	1.1	3	3	3	1	2	0	20.25	39
2/25	*USC (W, 12-6)	-	-	4.0	5	3	2	1	4	1	8.44	68
3/4	*LIPSCOMB (W, 12-11)	-	-	3.0	6	4	4	1	2	2	9.72	60
3/8	at Jacksonville State (W, 6-3)	-	-	0.1	1	1	0	0	1	0	9.35	13
3/11	*SOUTHEASTERN (L, 7-8)	L	-	3.0	6	3	3	1	3	0	9.26	65
3/18	at #3 Arkansas (L, 3-9)	-	-	2.0	0	0	0	0	3	0	7.90	25
3/23	GEORGIA (W, 7-6 [11])	-	-	3.0	2	1	1	0	0	0	7.02	25
3/25	GEORGIA L, 7-24 [8]	-	-	2.0	2	2	1	1	2	0	6.75	25
4/1	at #2 Florida (L, 5-12)	-	-	2.0	5	0	0	1	3	0	6.10	33
4/4	at UAB (L, 5-6)	L	-	2.1	4	2	2	2	1	0	6.26	32
4/7	TEXAS A&M (W, 10-9)	-	-	2.1	2	2	2	3	1	1	6.39	47
4/11	at Georgia Tech (L, 8-12 [10])	-	-	2.0	0	0	0	1	1	0	5.93	32
4/16	*at Alabama (L, 1-6)	L	-	4.0	3	2	2	3	4	0	5.74	55
4/22	*MISS STATE (L, 10-11)	-	-	5.0	3	0	0	1	4	0	4.95	78
4/29	at #2 South Carolina (W, 9-5)	-	-	4.0	3	1	1	4	6	0	4.69	92
5/7	*vs. #1 LSU (W, 12-2 [8])	W	-	5.0	5	2	1	2	4	1	4.37	90

**TREVOR HORNE'S AUBURN APPEARANCES**

**2023 - REDSHIRT FRESHMAN YEAR**

Date	Opp (Res.)	DEC	QS	IP	H	R	ER	BB	SO	HR	ERA	NP
2/19	INDIANA (L, 2-11)	-	-	1.2	1	0	0	0	0	0	0.00	23
3/1	FLORIDA A&M (W, 18-8)	-	-	1.0	1	1	1	0	3	1	3.38	14
3/10	SOUTHEASTERN (W, 7-1)	-	-	0.2	0	0	0	1	1	0	2.70	18
3/11	SOUTHEASTERN (L, 7-8)	-	-	1.1	0	0	0	0	1	0	1.93	19
3/14	GEORGIA TECH (W, 12-11 [12])	-	-	1.2	3	1	1	0	1	0	2.84	27
3/25	GEORGIA (L, 7-24 [8])	-	-	0.1	1	3	3	2	1	0	6.75	18
4/4	at UAB (L, 5-6)	-	-	1.2	1	0	0	0	1	0	5.40	32
4/7	TEXAS A&M (L, 6-12)	-	-	1.0	3	4	4	3	1	0		

3/5	LIPSCOMB (W,4-3)	-	-	1.2	3	1	1	0	0	0	2.45	28
3/11	SOUTHEASTERN (L, 3-8)	-	-	0.2	1	0	0	0	0	0	2.08	12
3/21	vs. South Alabama (W, 6-5)	-	-	2.0	3	2	2	1	0	1	4.26	32
4/2	at #2 Florida (L, 8-17)	-	-	1.0	3	5	5	2	2	2	9.82	22
4/7	TEXAS A&M (L, 6-12)	-	-	3.0	7	4	4	1	1	0	10.45	64
4/16	at Alabama (L, 1-6)	-	-	0.2	1	1	1	1	2	0	10.64	18
4/18	SAMFORD (W, 13-3 [8])	W	-	3.1	6	3	3	0	2	0	10.05	41
4/23	*TROY (L, 7-8)	-	-	2.0	5	5	5	2	2	2	11.57	57
5/5	vs. #1 LSU (L, 0-3)	-	-	1.0	0	0	0	0	2	0	10.90	11

**DREW NELSON'S AUBURN APPEARANCES**

2023 - FRESHMAN YEAR												
Date	Opp (Res.)	DEC	QS	IP	H	R	ER	BB	SO	HR	ERA	NP
2/19	*INDIANA (L, 2-11)	L	-	0.2	2	4	4	3	0	1	54.00	32
2/26	USC (T, 12-12)	-	-	1.2	4	4	4	0	1	0	30.86	26
3/11	SOUTHEASTERN (L, 7-8)	-	-	2.2	2	2	1	1	3	0	16.20	43
3/17	at #3 Arkansas (L, 2-7)	-	-	1.2	0	0	0	1	5	0	12.15	30
3/21	*vs. South Alabama (W, 6-5)	W	-	4.0	1	0	0	1	2	0	7.59	65
3/28	*NORTH ALABAMA (W, 14-1 [7])	W	X	7.0	3	1	1	1	7	0	5.09	93
4/2	at #2 Florida (L, 8-17)	L	-	1.0	1	3	3	3	1	0	6.27	29
4/6	TEXAS A&M (L, 5-9)	-	-	0.2	1	0	0	0	1	0	6.05	9
4/7	TEXAS A&M (L, 6-12)	-	-	2.1	0	0	0	3	2	0	5.40	39
4/15	*at Alabama (L, 2-4)	L	-	1.0	2	3	3	3	1	0	6.35	38
4/18	SAMFORD (W, 13-3 [8])	-	-	1.2	1	0	0	0	1	0	5.92	23
4/22	MISS STATE (L, 10-11)	-	-	1.0	1	2	2	2	1	1	6.39	19
4/23	TROY (L, 7-8)	-	-	0.2	1	1	1	1	0	0	6.58	14
4/30	*at #2 South Carolina (L, 7-8)	-	-	0.0	1	1	1	0	0	0	6.92	3
5/7	vs. #1 LSU (W, 12-2 [8])	S	-	3.0	1	0	0	0	3	0	6.21	40

**RYAN OLSON'S AUBURN APPEARANCES**

2023 - FRESHMAN YEAR												
Date	Opp (Res.)	DEC	QS	IP	H	R	ER	BB	SO	HR	ERA	NP
2/19	INDIANA (L, 2-11)	-	-	0.1	1	1	1	2	0	0	27.00	16
3/1	FLORIDA A&M (W, 18-8)	-	-	1.0	2	0	0	0	2	0	6.75	26
3/11	SOUTHEASTERN (L, 7-8)	-	-	0.1	3	3	3	0	1	0	21.60	10
4/30	*at #2 South Carolina (L, 7-8)	-	-	0.1	0	0	0	0	0	0	18.00	3

**TOMMY SHEEHAN'S AUBURN APPEARANCES**

2022 - FIFTH YEAR												
Date	Opp (Res.)	DEC	QS	IP	H	R	ER	BB	SO	HR	ERA	NP
2/18	*vs. Oklahoma (L, 0-3)	-	-	1.0	1	0	0	1	1	0	0.00	33
2/23	*TROY (W, 13-1)	-	-	3.0	1	1	1	3	1	0	2.25	43
3/6	RHODE ISLAND (W, 14-1)	S	-	3.0	0	0	0	1	5	0	1.29	47
3/13	MIDDLE TENNESSEE-G1 (W, 10-7) W	-	-	3.2	4	2	2	2	1	1	2.53	52
3/19	#1 OLE MISS (L, 2-15)	-	-	2.2	5	3	3	0	3	0	4.05	40
3/27	* at Texas A&M (W, 13-9)	-	-	1.0	3	5	5	4	0	0	6.91	38
4/9	#12 VANDERBILT (L, 4-19)	-	-	1.1	2	2	2	2	1	0	7.47	28
4/20	KENNESAW STATE (W, 14-1)	-	-	2.0	0	0	0	0	3	0	6.62	22
4/23	SOUTH CAROLINA (W, 8-6)	-	-	1.0	2	3	2	1	2	0	7.23	24
4/29	at #1 Tennessee (L, 4-170)	-	-	2.1	0	0	0	2	0	0	6.43	35
5/6	#3 ARKANSAS (L, 8-11)	-	-	1.0	1	0	0	0	0	0	6.14	19
5/8	#3 ARKANSAS (L, 4-7)	-	-	0.2	0	1	0	2	1	0	5.96	21
5/14	ALABAMA (W, 6-4)	-	-	4.0	1	0	0	1	4	0	5.06	65
5/20	at Kentucky (L, 1-5)	-	-	2.0	1	1	1	1	1	0	5.02	38
6/11	at #3 Oregon State (W, 7-5)	W	-	3.1	2	0	0	1	3	0	4.50	54
6/20	vs. #2 Stanford (W, 6-2)	-	-	1.2	2	0	0	1	3	0	4.28	33

**2023 - SIXTH YEAR**

Date	Opp (Res.)	DEC	QS	IP	H	R	ER	BB	SO	HR	ERA	NP
2/18	INDIANA (W, 6-1)	-	-	0.1	0	0	0	2	1	0	0.00	20
4/4	at UAB (L, 5-6)	-	-	1.1	1	0	0	0	3	0	0.00	19
4/7	*TEXAS A&M (L, 6-12)	L	-	0.2	2	3	3	3	2	0	11.57	36
4/15	at Alabama (L, 2-4)	-	-	0.1	0	1	1	1	0	0	13.50	10

**TOMMY VAIL'S AUBURN APPEARANCES**

2022 - SIXTH YEAR												
Date	Opp (Res.)	DEC	QS	IP	H	R	ER	BB	SO	HR	ERA	NP
2/18	INDIANA (W, 6-1)	-	-	2.0	0	0	0	0	1	0	0.00	27
2/25	USC (W, 12-6)	-	-	1.2	1	0	0	2	2	0	0.00	32
3/1	*FLORIDA A&M (W, 18-8)	W	-	4.0	0	0	0	2	6	0	0.00	58
3/7	*UAB (W, 4-1)	W	-	5.2	0	0	0	2	8	0	0.00	87
3/14	*GEORGIA TECH (W, 12-11 [12])	-	-	1.0	1	1	1	0	1	0	0.63	10
3/17	*at #3 Arkansas (L, 2-7)	L	-	3.1	2	4	4	4	4	1	2.55	63
3/23	*GEORGIA (W, 7-6 [11])	-	-	5.0	7	4	4	2	7	0	3.57	85
4/2	*at #2 Florida (L, 8-17)	-	-	4.2	2	5	4	5	6	0	4.28	92
4/7	*TEXAS A&M (W, 10-9)	-	-	3.1	6	5	5	4	2	2	5.28	80
4/14	*at Alabama (W, 8-4)	W	X	6.2	2	0	0	4	4	0	4.34	97
4/21	*MISS STATE (W, 2-1)	-	-	5.0	3	0	0	3	10	0	3.83	88
4/28	*at #2 South Carolina (W, 8-3)	W	-	5.0	4	2	2	6	7	0	3.80	96
5/6	* vs. #1 LSU (W, 8-6)	-	-	4.0	6	2	1	1	8	0	3.68	86

**SUPERLATIVES AND MISCELLANEOUS NOTES**

**STARTS BY POSITION**

**STARTING PITCHER**

Tommy Vail	11	9-2
Christian Herberholz	7	4-3
Zach Crotchfelt	6	3-3
Chase Allsup	4	2-2
Konner Copeland	4	2-2
Drew Nelson	4	2-2
Tanner Bauman	3	3-0
Will Cannon	3	1-2
John Armstrong	1	0-1
Jospeh Gonzalez	1	1-0
Chase Isbell	1	0-0-1
Hayden Murphy	1	0-1
Tommy Sheehan	1	0-1

**CATCHER**

Nate LaRue	36	19-16-1
Ryan Dyal	5	3-2
Carter Wright	5	5-0
Ike Irish	1	0-1

**FIRST BASE**

Cooper McMurray	30	16-13-1
Ike Irish	12	6-6
Cam Hill	3	3-0
Brody Wortham	2	1-1

**SECOND BASE**

Caden Green	36	20-15-1
Brody Moss	7	5-2
Bryson Ware	4	2-2

**THIRD BASE**

Bryson Ware	43	25-17-1
Gavin Miller	4	2-2

**SHORTSTOP**

Cole Foster	44	26-17-1
Caden Green	3	1-2

**LEFT FIELD**

Chris Stanfield	28	17-11
Bobby Peirce	17	8-8-1
Mike Bello	1	1-0
Josh Hall	1	1-0

**CENTER FIELD**

Kason Howell	46	26-19-1
Chris Stanfield	1	1-0

**RIGHT FIELD**

Justin Kirby	32	18-13-1
Bobby Peirce	13	8-5
Josh Hall	2	1-1

**DESIGNATED HITTER**

Ike Irish	34	21-12-1
Mike Bello	4	0-4
Bobby Peirce	4	3-1
Ryan Dyal	2	2-0
Justin Kirby	2	1-1
Cam Hill	1	0-1

**2023 AUBURN & OPPONENT HIGHS**

**TEAM BATTING**

	AUBURN	OPPONENT
Runs in a game	18, vs. FAMU [7] (3/1)	24, Georgia (3/25)
Runs in an inning	11 [1st], vs. FAMU [7] (3/1)	16 [8th], Georgia (3/25)
Most Hits in a game	20, vs. Georgia Tech (3/14)	22, Georgia Tech (3/14)
Fewest Hits in a game	3, at Arkansas (3/19)	3, two times
Hits in an inning	7, two times	8 [8th], Georgia (3/25)
2B in a game	8, vs. Lipscomb (3/4)	8, Georgia Tech (3/14)
3B in a game	2, vs. LSU (5/7)	1, three times
HR in a game	5, at SC (4/30)	4, two times
SB in a game	3, two times	5, Texas A&M (4/7)
LOB in a game	15, vs. Georgia Tech (3/14)	14, two times
K in a game	18, vs. LSU (5/5)	14, three times
BB in a game	14, vs. FAMU [7] (3/1)	14, Florida (4/2)

**TEAM PITCHING**

	AUBURN	OPPONENT
K in a game	14, three times	18, LSU (5/5)
BB in a game	14, at Florida (4/2)	14, FAMU (3/1)
Pitchers used	8, two times	10, Georgia Tech (4/11)
Total Quality Starts	2	8

**TEAM FIELDING**

	AUBURN	OPPONENT
Errors in a game	4, vs. USA (3/21)	3, four times
DP turned in a game	3, three times	5, Alabama (4/15)

**IND. BATTING**

	AUBURN	OPPONENT
Hits in a game	5, Peirce at GT (4/11)	5, two times
Runs in a game	4, Peirce vs. LSU (5/7)	5, Langford [UF] (4/2)
2B in a game	3, Howell vs. Lipscomb (3/3)	2, 13 times
3B in a game	2, Howell vs. LSU (5/7)	1, three times
HR in a game	2, six times	2, four times
RBI in a game	7, Kirby vs. USC (2/26)	8, Heyman [UF] (4/2)
XBH in a game	3, two times	3, two times
SB in a game	2, three times	2, two times
BB in a game	3, seven times	4, Seidl [UA] (4/16)
HBP in a game	2, two times	2, four times
K in a game	4, three times	4, Hines [MSU] (4/21)
Hitting Streak	18, Ware (3/14-4/14)	3, 29 times
Consec. G w/HR	4, two times	2, four times

**IND. PITCHING**

	AUBURN	OPPONENT
K by a starter	10, Vail vs. MSU (4/21)	15, Skenes [LSU] (5/5)
K by a reliever	7, Isbell vs. Lipscomb (3/4)	7, two times
BB by a starter	6, Vail at SC (4/28)	6, Waldrep [UF] (4/1)
BB by a reliever	3, 13 times	5, Langley [FAMU] (3/1)
IP by a starter	7.0, Nelson vs. UNA (3/28)	7.1, Skenes [LSU] (5/5)
IP by a reliever	4.2, Cannon at Arkansas (3/19)	4.1, Hunt [MSU] (4/22)

**MISCELLANEOUS**

	AUBURN
Biggest comeback win	7, two times
Biggest blown lead loss	5, two times
Largest margin of victory	13, vs. UNA [7] (3/28)
Largest margin of defeat	17, vs. Georgia (3/25)
Longest game, Time	4:33, vs. Georgia Tech (3/14)
Longest game, Time (9 inn)	3:49, vs. LSU (5/6)
Shortest game, Time (9 inn)	2:13, vs. UAB (3/7)
Longest game, Innings	12, vs. Georgia Tech (3/14)
Largest crowd, Home	4,096, 15 times
Largest crowd, Road	9,359, at Arkansas (3/18)
Largest crowd, Neutral	5,448, vs. UNA [7] (2/21)

**STARTS BY ORDER**

**LEADOFF**

Kason Howell	15	9-6
Cole Foster	14	5-9
Chris Stanfield	9	6-3
Bobby Peirce	7	5-1-1
Mike Bello	1	1-0
Josh Hall	1	1-0

**2ND SPOT**

Cole Foster	23	16-6-1
Bobby Peirce	14	5-9
Ike Irish	5	3-2
Brody Moss	2	2-0
Chris Stanfield	2	1-1
Mike Bello	1	0-1

**3RD SPOT**

Ike Irish	23	8-15
Justin Kirby	11	10-0-1
Bobby Peirce	9	6-3
Bryson Ware	4	3-1

**CLEANUP**

Bryson Ware	20	6-14
Ike Irish	19	16-2-1
Justin Kirby	3	2-1
Cooper McMurray	3	2-1

**5TH SPOT**

Bryson Ware	20	16-3-1
Justin Kirby	14	6-8
Cooper McMurray	11	3-8
Nate LaRue	2	2-0

**6TH SPOT**

Kason Howell	9	4-4-1
Cooper McMurray	9	6-3
Chris Stanfield	7	4-3
Ryan Dyal	6	4-2
Cole Foster	6	4-2
Justin Kirby	5	1-4
Bobby Peirce	4	3-1
Gavin Miller	1	1-0

**7TH SPOT**

Kason Howell	20	11-9
Chris Stanfield	11	7-4
Cooper McMurray	3	2-0-1
Gavin Miller	3	1-2
Caden Green	2	1-1
Cam Hill	2	2-0
Bryson Ware	2	1-1
Ryan Dyal	1	1-0
Cole Foster	1	1-0
Justin Kirby	1	0-1
Brody Moss	1	0-1

**8TH SPOT**

Nate LaRue	22	10-11-1
Caden Green	10	6-4
Carter Wright	4	4-0
Mike Bello	2	0-2
Josh Hall	2	1-1
Cam Hill	2	1-1
Cooper McMurray	2	2-0
Brody Wortham	2	2-0
Bryson Ware	1	1-0

**9TH SPOT**

Caden Green	27	14-12-1
Nate LaRue	12	7-5
Brody Moss	4	3-1
Kason Howell	2	2-0
Mike Bello	1	0-1
Carter Wright	1	1-0



## PITCHING NOTES

### 2023 BULLPEN BY NUMBERS

Total App.....	161
Saves/Opp.....	13/14
IR/IRS.....	174/73
BA Against.....	.288
ERA.....	6.62

### SAVES/OPP

Will Cannon.....	5/6
Chase Allsup.....	2/2
John Armstrong.....	2/2
Chase Isbell.....	2/2
Parker Carlson.....	1/1
Drew Nelson.....	1/1

### INHERITED RUNNERS/SCORED

Chase Allsup.....	13/6
John Armstrong.....	30/6
Tanner Bauman.....	12/4
Will Cannon.....	21/12
Parker Carlson.....	24/11
Konner Copeland.....	7/5
Zach Crotchfelt.....	7/0
Christian Herberholz.....	12/5
Trevor Horne.....	8/3
Chase Isbell.....	19/7
Cameron Keshock.....	3/2
Hayden Murphy.....	10/7
Drew Nelson.....	6/5
Ryan Olson.....	2/0

### 1ST BATTER FACED/RETIRED

Chase Allsup.....	12/6
John Armstrong.....	19/14
Tanner Bauman.....	14/8
Will Cannon.....	15/8
Parker Carlson.....	15/9
Konner Copeland.....	9/4
Zach Crotchfelt.....	7/5
Christian Herberholz.....	9/6
Trevor Horne.....	9/6
Chase Isbell.....	18/10
Cameron Keshock.....	4/1
Hayden Murphy.....	10/7
Drew Nelson.....	11/4
Ryan Olson.....	4/2
Tommy Sheehan.....	3/2
Tommy Vail.....	2/1

### RELIEF ERA

Tommy Vail.....	0.00
John Armstrong.....	4.50
Parker Carlson.....	4.50
Tommy Sheehan.....	4.50
Christian Herberholz.....	4.67
Will Cannon.....	4.80
Chase Isbell.....	5.62
Zach Crotchfelt.....	6.06
Drew Nelson.....	6.61
Chase Allsup.....	6.75
Tanner Bauman.....	7.06
Hayden Murphy.....	9.39
Trevor Horne.....	9.64
Konner Copeland.....	10.26
Ryan Olson.....	18.00
Cameron Keshock.....	42.43

2023 Auburn Baseball  
Team Game-by-Game for Auburn (as of May 07, 2023)  
Pitching (All games)

Date	Opponent	ip	h	r	er	bb	so	2b	3b	hr	wp	bk	hbp	dp	lbb	score	w-l	sv	era
Feb 17	INDIANA	9.0	5	4	3	4	12	0	0	1	0	0	3	0	0	8-4	1-0	0	3.00
Feb 18	INDIANA	9.0	4	1	1	3	5	1	0	0	0	1	2	0	0	6-1	2-0	0	2.00
Feb 19	INDIANA	9.0	14	11	11	7	7	4	0	1	1	0	1	0	0	2-11	2-1	0	5.00
Feb 21	vs North Alabama	7.0	5	1	1	0	12	3	0	0	0	0	0	0	0	13-1	3-1	0	4.24
Feb 24	USC	9.0	8	3	3	6	6	2	1	0	0	1	1	1	0	5-3	4-1	1	3.98
Feb 25	USC	9.0	9	6	5	7	8	2	0	1	0	0	1	0	1	12-6	5-1	2	4.15
Feb 26	USC	9.0	15	12	12	4	6	5	0	2	2	0	1	0	0	12-12	5-1	2	5.31
Mar 01	FLORIDA A&M	7.0	7	8	6	5	14	0	0	1	0	0	1	0	0	18-8	6-1	2	5.56
Mar 03	LIPSCOMB	9.0	7	3	3	3	14	2	0	3	0	0	1	1	0	7-3	7-1	3	5.26
Mar 04	LIPSCOMB	9.0	16	11	11	3	11	1	0	4	0	0	0	0	0	12-11	8-1	3	5.86
Mar 05	LIPSCOMB	9.0	6	3	3	4	7	0	0	1	3	0	1	0	0	4-3	9-1	3	5.59
Mar 07	UAB	9.0	3	1	1	3	11	0	0	0	1	0	0	0	0	4-1	10-1	4	5.19
Mar 08	at Jacksonville Stat	9.0	7	3	2	4	13	3	0	0	2	0	0	0	0	6-3	11-1	5	4.94
Mar 10	SOUTHEASTERN	9.0	7	1	1	3	7	1	0	0	1	0	4	0	0	7-1	12-1	6	4.65
Mar 11	SOUTHEASTERN	9.0	14	8	6	4	9	1	0	1	1	0	0	1	0	3-8	12-2	6	4.74
Mar 11	SOUTHEASTERN	9.0	13	8	7	3	9	4	0	0	2	0	2	0	0	7-8	12-3	6	4.89
Mar 14	GEORGIA TECH	12.0	22	11	11	1	12	8	0	0	0	0	1	2	0	12-11	13-3	6	5.15
*Mar 17	at Arkansas	8.0	8	7	6	7	11	1	0	1	0	0	1	0	0	2-7	13-4	6	5.23
*Mar 18	at Arkansas	8.0	9	9	6	3	9	3	0	1	0	0	1	0	0	3-9	13-5	6	5.30
*Mar 19	at Arkansas	8.0	9	5	5	3	8	2	0	1	0	0	3	2	0	0-5	13-6	6	5.32
Mar 21	vs South Alabama	9.0	6	5	5	3	4	0	0	3	2	0	1	0	0	6-5	14-6	7	5.30
*Mar 23	GEORGIA	11.0	10	6	6	4	10	3	0	0	1	0	0	0	0	7-6	15-6	7	5.28
*Mar 24	GEORGIA	9.0	10	3	2	5	7	2	0	1	2	0	2	1	0	6-3	16-6	8	5.14
*Mar 25	GEORGIA	8.0	20	24	22	9	10	3	0	3	2	0	2	0	0	7-24	16-7	8	5.87
Mar 28	NORTH ALABAMA	7.0	3	1	1	1	7	1	0	0	0	0	0	0	0	14-1	17-7	8	5.73
*Mar 31	at Florida	9.0	6	1	1	6	7	2	0	0	0	0	3	2	0	10-1	18-7	8	5.54
*Apr 1	at Florida	8.0	19	12	9	4	7	2	1	1	1	0	1	0	0	5-12	18-8	8	5.70
*Apr 02	at Florida	8.0	12	17	16	13	12	4	0	2	0	0	3	0	1	8-17	18-9	8	6.10
Apr 04	at UAB	8.1	11	6	6	5	9	1	0	0	2	0	1	0	1	5-6	18-10	8	6.11
*Apr 06	TEXAS A&M	9.0	11	9	9	5	9	3	0	3	3	0	1	1	0	5-9	18-11	8	6.21
*Apr 07	TEXAS A&M	9.0	12	9	9	13	8	1	0	3	1	1	0	3	0	10-9	19-11	9	6.30
*Apr 07	TEXAS A&M	9.0	14	12	11	12	7	2	0	0	4	0	0	3	0	6-12	19-12	9	6.45
Apr 11	at Georgia Tech	9.2	12	12	12	10	3	0	3	1	0	0	1	2	1	8-12	19-13	9	6.61
*Apr 14	at Alabama	9.0	5	4	4	8	7	0	0	0	0	0	3	1	0	8-4	20-13	9	6.53
*Apr 15	at Alabama	8.0	5	4	4	8	5	2	0	0	0	0	3	2	0	2-4	20-14	9	6.48
*Apr 16	at Alabama	8.0	9	6	6	6	7	1	1	0	0	0	1	0	0	1-6	20-15	9	6.49
Apr 18	SAMFORD	8.0	9	3	3	3	10	3	0	0	1	0	1	3	0	13-3	21-15	10	6.41
*Apr 21	MISSISSIPPI STAT	9.0	4	1	1	7	14	1	0	0	0	1	0	2	0	2-1	22-15	11	6.26
*Apr 22	MISSISSIPPI STAT	9.0	10	11	11	7	9	0	0	4	2	0	2	1	0	10-11	22-16	11	6.39
*Apr 23	MISSISSIPPI STAT	9.0	13	11	8	6	5	5	0	1	1	0	0	0	0	12-11	23-16	11	6.43
Apr 25	TROY	9.0	9	8	8	8	8	0	0	2	0	1	2	1	0	7-8	23-17	11	6.47
*Apr 28	at South Carolina	9.0	9	3	3	7	9	3	0	0	2	0	1	2	0	8-3	24-17	11	6.38
*Apr 29	at South Carolina	9.0	6	5	5	6	11	4	0	1	0	0	1	2	0	9-5	25-17	11	6.35
*Apr 30	at South Carolina	8.0	11	8	7	8	9	0	0	1	0	0	1	0	0	7-8	25-18	11	6.38
*May 05	LSU	9.0	5	3	3	5	7	0	0	1	0	1	1	0	1	0-3	25-19	11	6.30
*May 06	LSU	9.0	12	6	5	14	4	0	1	0	0	3	0	0	0	8-6	26-19	12	6.28
*May 07	LSU	8.0	6	2	1	2	7	2	0	1	0	0	1	0	0	12-2	27-19	13	6.18
Totals		411.0	447	308	282	255	420	95	3	49	38	4	56	35	5	339-308	27-19	13	6.18

### AUBURN STARTING PITCHER BREAKDOWN

Starter	GS	Quality Starts	Run Support	RS/Start	Auburn Record
Vail	11	1	50	4.6	9-2
Herberholz	7	--	32	4.6	4-3
Crotchfelt	6	--	7	1.2	3-3
Allsup	4	--	2	0.5	2-2
Copeland	4	--	9	2.3	2-2
Nelson	4	1	19	4.8	2-2
Bauman	3	--	4	1.3	3-0
Cannon	3	--	18	6.0	1-2
Armstrong	1	--	3	3.0	0-1
Gonzalez	1	--	4	4.0	1-0
Murphy	1	--	6	6.0	0-1
Isbell	1	--	0	0.0	0-0-1
Sheehan	1	--	0	0.0	0-1

#### Auburn Overall Rankings

Category	Rank	No.
ERA	12th	6.18
Opp BA	14th	.278
Hits Allowed	14th	447
Walks	13th	255
Strikeouts	12th	420

#### Auburn SEC-Only Rankings

Category	Rank	No.
ERA	9th	6.92
Opp BA	13th	.288
Hits Allowed	12th	235
Walks	14th	159
Strikeouts	7th	209

### AUBURN PITCHING BREAKDOWN

	W-L	ERA	IP	H	R	ER	BB	K	HR	AVG	W-L	ERA	IP	H	R	ER	BB	K	HR	AVG	
STARTERS	9-11	5.48	161.0	164	110	98	100	170	24	.262	HOME	20-9	6.18	268.0	298	200	184	152	270	35	.282
RELIEVERS	18-8	6.62	250.0	283	198	184	155	250	25	.288	ROAD	5-10	6.52	127.0	138	102	92	100	134	11	.280
TOTALS	27-19	6.18	411.0	447	308	282	255	420	49	.278	NEUT.	2-0	3.38	16.0	11	6	6	3	16	3	.183

HITTING NOTES

2023 MULTI-HIT GAMES

	2	3	4	5+	Total
Ike Irish	15	6	2	-	23
Bryson Ware	12	6	-	-	18
Cole Foster	8	4	2	-	14
Bobby Peirce	9	3	1	1	14
Kason Howell	9	3	-	-	12
Chris Stanfield	10	-	-	-	10
Justin Kirby	7	-	1	-	8
Cooper McMurray	5	2	-	-	7
Caden Green	5	-	-	-	5
Nate LaRue	2	-	-	-	2
Mike Bello	1	-	-	-	1
Josh Hall	-	1	-	-	1
Gavin Miller	1	-	-	-	1
Brody Moss	1	-	-	-	1
Carter Wright	1	-	-	-	1

CAREER AUBURN MULTI-HIT GAMES

	2	3	4	5+	Total
Kason Howell	46	19	1	-	66
Bryson Ware	23	10	-	-	33
Cole Foster	15	6	3	-	24
Bobby Peirce	16	6	1	1	24
Ike Irish	15	6	2	-	23
Cam Hill	13	4	-	-	17
Nate LaRue	10	1	-	-	11
Chris Stanfield	10	-	-	-	10
Justin Kirby	7	-	1	-	8
Ryan Dyal	7	-	-	-	7
Josh Hall	5	2	-	-	7
Cooper McMurray	5	2	-	-	7
Mike Bello	4	2	-	-	6
Caden Green	5	-	-	-	5
Gavin Miller	1	-	-	-	1
Brody Moss	1	-	-	-	1
Carter Wright	1	-	-	-	1

2023 MULTI-RBI GAMES

	2	3	4	5+	Total
Bryson Ware	6	10	-	-	16
Cooper McMurray	7	4	1	1	13
Ike Irish	6	2	1	1	10
Cole Foster	7	1	1	-	9
Kason Howell	4	-	3	1	8
Justin Kirby	3	3	-	1	7
Chris Stanfield	6	-	-	-	6
Bobby Peirce	2	2	-	-	4
Caden Green	3	-	-	-	3
Josh Hall	2	-	-	-	2
Nate LaRue	2	-	-	-	2
Carter Wright	2	-	-	-	2
Cam Hill	1	-	-	-	1
Gavin Miller	1	-	-	-	1
Brody Moss	1	-	-	-	1
Brody Wortham	1	-	-	-	1

CAREER AUBURN MULTI-RBI GAMES

	2	3	4	5+	Total
Kason Howell	15	7	3	2	27
Bryson Ware	13	10	2	2	27
Cole Foster	12	3	2	1	18
Nate LaRue	11	1	-	1	13
Cooper McMurray	7	4	1	1	13
Bobby Peirce	8	4	-	-	12
Cam Hill	7	3	1	-	11
Ike Irish	6	2	1	1	10
Ryan Dyal	5	3	1	-	9
Justin Kirby	3	3	-	1	7
Chris Stanfield	6	-	-	-	6
Josh Hall	4	1	-	-	5
Mike Bello	3	-	-	-	3
Caden Green	3	-	-	-	3
Carter Wright	2	-	-	-	2
Gavin Miller	1	-	-	-	1
Brody Moss	1	-	-	-	1
Brody Wortham	1	-	-	-	1

CAREER AUBURN STARTS

	Career	Consec.
Kason Howell	235	34
Bryson Ware	107	47
Cole Foster	100	30
Nate LaRue	92	15
Bobby Peirce	74	26
Cam Hill	60	-
Ryan Dyal	56	-
Ike Irish	47	47
Justin Kirby	34	-
Mike Bello	32	-
Caden Green	39	26
Cooper McMurray	30	23
Chris Stanfield	29	6
Josh Hall	19	-
Brody Moss	7	-
Carter Wright	5	-
Gavin Miller	4	-
Brody Wortham	2	-

TEAM NOTES

Auburn Overall SEC Rankings			Auburn SEC-Only Rankings		
Category	Rank	No.	Category	Rank	No.
Avg.	8th	286	Avg.	13th	251
Hits	7th	457	Hits	10th	202
2B	T-4th	91	2B	T-13th	33
HR	T-10th	65	HR	T-7th	37
BB	9th	228	BB	12th	99

2023 AUBURN HOME RUNS

No.	Player (#)	Opponent (Date)	On	Outs	Inn.	Pitcher
1	Justin Kirby (1)	Indiana (2/17)	1	0	4	Levy (R)
2	Justin Kirby (2)	Indiana (2/19)	0	0	8	Kraft (L)
3	Bobby Peirce (1)	North Alabama (2/21)	0	1	5	Malecha (R)
4	Bryson Ware (1)	North Alabama (2/21)	1	0	6	Malecha (R)
5	Justin Kirby (3)	USC (2/24)	0	2	7	Blum (R)
6	Bryson Ware (2)	USC (2/25)	1	2	8	Wisch (R)
7	Cooper McMurray (1)	USC (2/25)	1	2	8	Wisch (R)
8	Bryson Ware (3)	USC (2/26)	0	2	1	Hammond (R)
9	Justin Kirby (4)	USC (2/26)	2	2	2	Hammond (R)
10	Justin Kirby (5)	USC (2/26)	3	0	5	Sodersten (R)
11	Justin Kirby (6)	Florida A&M (3/1)	2	0	1	Tease (R)
12	Cooper McMurray (2)	Florida A&M (3/1)	2	0	1	Tease (R)
13	Cole Foster (1)	Florida A&M (3/1)	2	0	1	Langely (R)
14	Bryson Ware (4)	Lipscomb (3/3)	0	0	4	Dunkleberger (L)
15	Bryson Ware (5)	Lipscomb (3/4)	1	0	8	Kantola (R)
16	Bryson Ware (6)	Lipscomb (3/5)	2	2	8	Thompson (L)
17	Bryson Ware (7)	UAB (3/7)	1	1	4	Haines (R)
18	Cole Foster (2)	Southeastern (3/10)	2	2	6	Robb (R)
19	Chris Stanfield (1)	Southeastern (3/11)	1	1	2	Kinzler (R)
20	Kason Howell (1)	Southeastern (3/11)	0	0	6	Landry (R)
21	Justin Kirby (7)	Georgia Tech (3/14)	1	0	5	Finateri (R)
22	Kason Howell (2)	at Arkansas (3/17)	0	2	3	Hollan (L)
23	Bryson Ware (8)	at Arkansas (3/18)	0	0	4	McEntire (R)
24	Bryson Ware (9)	at Arkansas (3/19)	0	0	6	McEntire (R)
25	Kason Howell (3)	vs. South Alabama (3/21)	2	1	3	Knowlton (R)
26	Caden Green (1)	Georgia (3/23)	0	1	5	Rhadans (R)
27	Bryson Ware (10)	Georgia (3/23)	0	0	6	Rhadans (R)
28	Ike Irish (1)	Georgia (3/24)	0	0	5	Woods (L)
29	Justin Kirby (8)	Georgia (3/24)	2	2	6	Woods (L)
30	Bryson Ware (11)	Georgia (3/25)	2	0	6	Rhadans (R)
31	Cole Foster (3)	North Alabama (3/28)	0	0	1	Brown (R)
32	Bryson Ware (12)	North Alabama (3/28)	0	2	3	Howard (R)
33	Ike Irish (2)	North Alabama (3/28)	2	1	5	Agosto (R)
34	Ike Irish (3)	at Florida (3/31)	1	1	1	Sproat (R)
35	Bryson Ware (13)	at Florida (3/31)	0	0	9	Jameson (R)
36	Bobby Peirce (2)	at Florida (4/1)	1	0	3	Waldrep (R)
37	Cooper McMurray (3)	at Florida (4/2)	0	0	2	Caglianone (L)
38	Caden Green (2)	at Florida (4/2)	1	0	4	Caglianone (L)
39	Bryson Ware (14)	at Florida (4/2)	2	2	5	Fisher (L)
40	Cooper McMurray (4)	Texas A&M (4/7)	2	2	1	Lamkin (L)
41	Cooper McMurray (5)	Texas A&M (4/7)	0	0	5	Sexton (R)
42	Bryson Ware (15)	at Georgia Tech (4/11)	1	0	9	Busse (R)
43	Chris Stanfield (2)	at Alabama (4/14)	1	2	2	Holman (R)
44	Cole Foster (4)	at Alabama (4/14)	1	1	9	Banks (R)
45	Bobby Peirce (3)	at Alabama (4/15)	0	1	7	Probst (R)
46	Cole Foster (5)	Samford (4/18)	0	0	3	Newman (R)
47	Cooper McMurray (6)	Samford (4/18)	0	1	7	Sanders (R)
48	Cooper McMurray (7)	Miss. State (4/21)	0	0	5	Smith (R)
49	Cooper McMurray (8)	Miss. State (4/22)	1	1	2	Holcombe (R)
50	Kason Howell (4)	Miss. State (4/22)	0	0	9	Hunt (R)
51	Cooper McMurray (9)	Miss. State (4/23)	2	1	4	Cijntje (L)
52	Cooper McMurray (10)	Miss. State (4/23)	1	0	6	Cijntje (L)
53	Nate LaRue (1)	Miss. State (4/23)	1	1	6	Hardin (R)
54	Bryson Ware (16)	Miss. State (4/23)	2	1	8	Dohm (R)
55	Cole Foster (6)	at S. Carolina (4/28)	1	2	4	Sanders (R)
56	Nate LaRue (2)	at S. Carolina (4/29)	0	0	2	Mahoney (R)
57	Bobby Peirce (4)	at S. Carolina (4/29)	0	2	2	Mahoney (R)
58	Cooper McMurray (11)	at S. Carolina (4/29)	1	1	5	Hicks (R)
59	Cooper McMurray (12)	at S. Carolina (4/29)	0	2	9	Austin (R)
60	Bryson Ware (17)	at S. Carolina (4/30)	1	2	1	Becker (L)
61	Cole Foster (7)	at S. Carolina (4/30)	0	2	1	Becker (L)
62	Nate LaRue (3)	at S. Carolina (4/30)	0	1	2	Becker (L)
63	Bryson Ware (18)	at S. Carolina (4/30)	0	0	6	Jones (R)
64	Bobby Peirce (5)	at S. Carolina (4/30)	0	0	9	Veach (R)
65	Bryson Ware (19)	vs. LSU (5/6)	0	1	7	Dutton (R)

AUBURN CAREER HOME RUN BREAKDOWN

	1R	2R	3R	GS	Career	Home	Road	Last
Bello	1	--	--	--	1	--	1	3/26/22
Dyal	3	3	--	1	7	6	1	3/17/22
Foster	7	4	4	1	16	10	6	4/30/23
Green	1	1	--	--	2	1	1	4/2/23
Hill	2	3	--	1	6	6	--	6/4/22
Howell	7	3	3	--	13	5	8	4/22/23
Irish	1	1	1	--	3	2	1	3/31/23
Kirby	2	2	3	1	8	8	--	3/24/23
LaRue	7	4	--	--	11	7	4	4/30/23
McMurray	5	4	3	--	12	9	3	4/29/23
Peirce	11	3	1	--	15	5	10	4/30/23
Stanfield	--	2	--	--	2	1	1	4/14/23
Ware	11	10	4	1	26	16	10	5/6/23

AUBURN HITTING STREAKS

	Current	'23	Career
Mike Bello	-	1	6
Ryan Dyal	-	3	4
Cole Foster	-	11	11
Caden Green	1	4	4
Josh Hall	-	1	4
Cam Hill	-	2	8
Kason Howell	1	8	9
Ike Irish	2	10	10
Justin Kirby	-	5	5
Nate LaRue	-	5	5
C. McMurray	1	7	7
Gavin Miller	-	2	2
Brody Moss	-	1	2
Bobby Peirce	2	11	11
Chris Stanfield	-	5	5
Bryson Ware	-	18	18
Brody Wortham	1	1	1
Carter Wright	1	2	2

AUBURN REACHED BASE STREAKS

	Current	'23	Career
Mike Bello	-	2	8
Ryan Dyal	-	3	15
Cole Foster	2	15	15
Caden Green	1	11	11
Josh Hall	-	1	5
Cam Hill	-	2	8
Kason Howell	1	17	23
Ike Irish	13	13	13
Justin Kirby	-	20	20
Nate LaRue	-	7	7
C. McMurray	1	14	14
Gavin Miller	-	4	4
Brody Moss	-	3	3
Bobby Peirce	2	20	20
Chris Stanfield	6	7	7
Bryson Ware	9	34	35
Brody Wortham	1	2	2
Carter Wright	1	5	5

BUNT HITS

Player	No.
Kason Howell	4
Ike Irish	4
Josh Hall	2
Bryson Ware	2
TOTAL	12

SAC BUNTS

Player	No.
Caden Green	4
Bryson Ware	3
Cole Foster	2
Chris Stanfield	2
Kason Howell	1
Justin Kirby	1
Nate LaRue	1
TOTAL	14

SAC FLIES

Player	No.
Bryson Ware	4
Ike Irish	4
Bobby Peirce	3
Kason Howell	2
Justin Kirby	2
Caden Green	2
Mike Bello	1
Cole Foster	1
Nate LaRue	1
Cooper McMurray	1
Brody Moss	1
Carter Wright	1
TOTAL	23

OUTFIELD ASSISTS

Player	No.
Bobby Peirce	6
Chris Stanfield	3
Kason Howell	2
Justin Kirby	2
Josh Hall	1
TOTAL	14

PINCH HITS

Player	No.
Chris Stanfield	3
Cooper McMurray	2
Gavin Miller	2
Mike Bello	1
Cam Hill	1
Brody Wortham	1
TOTAL	10

**AUBURN 2023 GAME-BY-GAME STARTING LINEUPS**

DATE	OPP	1	2	3	4	5	6	7	8	9	SP
2/17	Indiana	Peirce	Foster	Irish	Kirby	LaRue	McMurray	Howell	Ware	Green	Allsup
2/18	Indiana	Peirce	Foster	Irish	Kirby	LaRue	Howell	Ware	Wortham	Green	Gonzalez
2/19	Indiana	Peirce	Foster	Irish	Kirby	McMurray	Howell	Ware	LaRue	Green	Nelson
2/21	vs. North Alabama	Peirce	Moss	Kirby	Irish	Ware	Dyal	Foster	Hill	Howell	Copeland
2/24	USC	Peirce	Moss	Kirby	Irish	Ware	Foster	Hill	LaRue	Howell	Allsup
2/25	USC	Peirce	Foster	Kirby	Irish	Ware	Howell	McMurray	LaRue	Moss	Herberholz
2/26	USC	Peirce	Foster	Kirby	Irish	Ware	Howell	McMurray	LaRue	Green	Isbell
3/1	Florida A&M	Hall	Foster	Kirby	Irish	Ware	Dyal	Howell	McMurray	Moss	Vail
3/3	Lipscomb	Howell	Foster	Kirby	Irish	Ware	Stanfield	McMurray	LaRue	Green	Bauman
3/4	Lipscomb	Howell	Foster	Kirby	Irish	Ware	Dyal	Stanfield	McMurray	Green	Herberholz
3/5	Lipscomb	Howell	Foster	Kirby	Irish	Ware	Stanfield	Hill	LaRue	Green	Crotchfelt
3/7	UAB	Howell	Foster	Kirby	Irish	Ware	Peirce	Stanfield	LaRue	Moss	Vail
3/8	at Jacksonville State	Bello	Foster	Kirby	Irish	Ware	Dyal	Stanfield	Wright	Green	Copeland
3/10	Southeastern	Howell	Foster	Kirby	Irish	Ware	Stanfield	Dyal	LaRue	Green	Bauman
3/11	Southeastern	Howell	Bello	Irish	Ware	Kirby	Stanfield	Moss	LaRue	Green	Crotchfelt
3/11	Southeastern	Howell	Stanfield	Irish	Ware	Kirby	Dyal	Miller	Hill	Green	Herberholz
3/14	Georgia Tech	Howell	Stanfield	Irish	Ware	Kirby	Miller	Green	Hall	LaRue	Vail
3/17	at Arkansas*	Howell	Foster	Irish	Ware	Kirby	Stanfield	Green	Hall	LaRue	Vail
3/18	at Arkansas*	Howell	Foster	Irish	Ware	Kirby	Dyal	Stanfield	Bello	Moss	Crotchfelt
3/19	at Arkansas*	Howell	Foster	Irish	Ware	Kirby	Stanfield	Miller	LaRue	Bello	Copeland
3/21	vs. South Alabama	Howell	Foster	Irish	Ware	Kirby	Stanfield	Miller	Wortham	Wright	Nelson
3/23	Georgia*	Howell	Foster	Ware	Irish	Kirby	Peirce	Stanfield	LaRue	Green	Vail
3/24	Georgia*	Howell	Foster	Ware	Irish	Kirby	Peirce	Stanfield	Wright	Green	Bauman
3/25	Georgia*	Howell	Foster	Ware	Irish	Kirby	Peirce	Stanfield	LaRue	Green	Crotchfelt
3/28	North Alabama	Foster	Peirce	Ware	Irish	Kirby	McMurray	Howell	Wright	Green	Nelson
3/31	at Florida*	Foster	Peirce	Irish	Ware	Kirby	McMurray	Howell	LaRue	Green	Cannon
4/1	at Florida*	Foster	Peirce	Irish	Ware	Kirby	McMurray	Howell	LaRue	Green	Armstrong
4/2	at Florida*	Foster	Peirce	Irish	Ware	Kirby	McMurray	Howell	LaRue	Green	Vail
4/4	at UAB	Foster	Peirce	Irish	Ware	McMurray	Kirby	Howell	LaRue	Green	Copeland
4/6	Texas A&M*	Foster	Peirce	Irish	Ware	McMurray	Kirby	Howell	LaRue	Green	Cannon
4/7	Texas A&M*	Foster	Peirce	Irish	Ware	McMurray	Howell	Stanfield	Wright	Green	Vail
4/7	Texas A&M*	Foster	Peirce	Irish	Ware	McMurray	Howell	Stanfield	Bello	Green	Sheehan
4/11	at Georgia Tech	Foster	Peirce	Irish	Ware	McMurray	Kirby	Howell	LaRue	Green	Allsup
4/14	at Alabama*	Foster	Peirce	Irish	Ware	McMurray	Howell	Stanfield	LaRue	Green	Vail
4/15	at Alabama*	Foster	Peirce	Irish	Ware	McMurray	Kirby	Howell	LaRue	Green	Nelson
4/16	at Alabama*	Foster	Peirce	Irish	Ware	McMurray	Howell	Stanfield	LaRue	Green	Herberholz
4/18	Samford	Foster	Peirce	Irish	Ware	McMurray	Kirby	Howell	LaRue	Green	Crotchfelt
4/21	Mississippi State	Stanfield	Foster	Peirce	Irish	Ware	McMurray	Howell	Green	LaRue	Vail
4/22	Mississippi State*	Stanfield	Foster	Peirce	Irish	Ware	McMurray	Howell	Green	LaRue	Herberholz
4/23	Mississippi State*	Stanfield	Foster	Peirce	Irish	Ware	McMurray	Howell	Green	LaRue	Crotchfelt
4/25	Troy	Foster	Peirce	Irish	Ware	McMurray	Howell	Kirby	Green	LaRue	Murphy
4/28	at South Carolina*	Stanfield	Irish	Peirce	McMurray	Ware	Foster	Howell	Green	LaRue	Vail
4/29	at South Carolina*	Stanfield	Irish	Peirce	McMurray	Ware	Foster	Howell	Green	LaRue	Herberholz
4/30	at South Carolina*	Stanfield	Irish	Peirce	McMurray	Ware	Foster	Howell	Green	LaRue	Cannon
5/5	LSU*	Stanfield	Irish	Peirce	McMurray	Ware	Foster	Howell	Green	LaRue	Allsup
5/6	LSU*	Stanfield	Irish	Peirce	McMurray	Ware	Foster	Howell	Green	LaRue	Vail
5/7	LSU*	Stanfield	Foster	Peirce	Irish	Ware	McMurray	Howell	Green	LaRue	Herberholz
5/9	vs. Samford										
5/11	at Ole Miss*										
5/12	at Ole Miss*										
5/13	at Ole Miss*										
5/16	Jacksonville State										
5/18	Missouri*										
5/19	Missouri*										
5/20	Missouri*										

\* - SEC Game



**AUBURN 2023 GAME-BY-GAME STARTERS**

DATE	OPP	SP	C	1B	2B	3B	SS	LF	CF	RF	DH
2/17	Indiana	Allsup	LaRue	McMurray	Green	Ware	Foster	Peirce	Howell	Kirby	Irish
2/18	Indiana	Gonzalez	LaRue	Wortham	Green	Ware	Foster	Peirce	Howell	Kirby	Irish
2/19	Indiana	Nelson	LaRue	McMurray	Green	Ware	Foster	Peirce	Howell	Kirby	Irish
2/21	vs. North Alabama	Copeland	Dyal	Hill	Moss	Ware	Foster	Peirce	Howell	Kirby	Irish
2/24	USC	Allsup	LaRue	Hill	Moss	Ware	Foster	Peirce	Howell	Kirby	Irish
2/25	USC	Herberholz	LaRue	McMurray	Moss	Ware	Foster	Peirce	Howell	Kirby	Irish
2/26	USC	Isbell	LaRue	McMurray	Green	Ware	Foster	Peirce	Howell	Kirby	Irish
3/1	Florida A&M	Vail	Dyal	McMurray	Moss	Ware	Foster	Hall	Howell	Kirby	Irish
3/3	Lipscomb	Bauman	LaRue	McMurray	Green	Ware	Foster	Stanfield	Howell	Kirby	Irish
3/4	Lipscomb	Herberholz	Dyal	McMurray	Green	Ware	Foster	Stanfield	Howell	Kirby	Irish
3/5	Lipscomb	Crotchfelt	LaRue	Hill	Green	Ware	Foster	Stanfield	Howell	Kirby	Irish
3/7	UAB	Vail	LaRue	Irish	Moss	Ware	Foster	Stanfield	Howell	Kirby	Peirce
3/8	at Jacksonville State	Copeland	Wright	Irish	Green	Ware	Foster	Bello	Stanfield	Kirby	Dyal
3/10	Southeastern	Bauman	LaRue	Irish	Green	Ware	Foster	Stanfield	Howell	Kirby	Dyal
3/11	Southeastern	Crotchfelt	LaRue	Irish	Moss	Ware	Green	Stanfield	Howell	Kirby	Bello
3/11	Southeastern	Herberholz	Dyal	Irish	Ware	Miller	Green	Stanfield	Howell	Kirby	Hill
3/14	Georgia Tech	Vail	LaRue	Irish	Ware	Miller	Green	Stanfield	Howell	Hall	Kirby
3/17	at Arkansas*	Vail	LaRue	Irish	Green	Ware	Foster	Stanfield	Howell	Hall	Kirby
3/18	at Arkansas*	Crotchfelt	Dyal	Irish	Moss	Ware	Foster	Stanfield	Howell	Kirby	Bello
3/19	at Arkansas*	Copeland	LaRue	Irish	Ware	Miller	Foster	Stanfield	Howell	Kirby	Bello
3/21	vs. South Alabama	Nelson	Wright	Wortham	Ware	Miller	Foster	Stanfield	Howell	Kirby	Irish
3/23	Georgia*	Vail	LaRue	Irish	Green	Ware	Foster	Stanfield	Howell	Kirby	Peirce
3/24	Georgia*	Bauman	Wright	Irish	Green	Ware	Foster	Stanfield	Howell	Kirby	Peirce
3/25	Georgia*	Crotchfelt	LaRue	Irish	Green	Ware	Foster	Stanfield	Howell	Kirby	Peirce
3/28	North Alabama	Nelson	Wright	McMurray	Green	Ware	Foster	Peirce	Howell	Kirby	Irish
3/31	at Florida*	Cannon	LaRue	McMurray	Green	Ware	Foster	Peirce	Howell	Kirby	Irish
4/1	at Florida*	Armstrong	LaRue	McMurray	Green	Ware	Foster	Peirce	Howell	Kirby	Irish
4/2	at Florida*	Vail	LaRue	McMurray	Green	Ware	Foster	Peirce	Howell	Kirby	Irish
4/4	at UAB	Copeland	LaRue	McMurray	Green	Ware	Foster	Peirce	Howell	Kirby	Irish
4/6	Texas A&M*	Cannon	LaRue	McMurray	Green	Ware	Foster	Peirce	Howell	Kirby	Irish
4/7	Texas A&M*	Vail	Wright	McMurray	Green	Ware	Foster	Stanfield	Howell	Peirce	Irish
4/7	Texas A&M*	Sheehan	Irish	McMurray	Green	Ware	Foster	Stanfield	Howell	Peirce	Bello
4/11	at Georgia Tech	Allsup	LaRue	McMurray	Green	Ware	Foster	Peirce	Howell	Kirby	Irish
4/14	at Alabama*	Vail	LaRue	McMurray	Green	Ware	Foster	Stanfield	Howell	Peirce	Irish
4/15	at Alabama*	Nelson	LaRue	McMurray	Green	Ware	Foster	Peirce	Howell	Kirby	Irish
4/16	at Alabama*	Herberholz	LaRue	McMurray	Green	Ware	Foster	Stanfield	Howell	Peirce	Irish
4/18	Samford	Crotchfelt	LaRue	McMurray	Green	Ware	Foster	Peirce	Howell	Kirby	Irish
4/21	Mississippi State*	Vail	LaRue	McMurray	Green	Ware	Foster	Stanfield	Howell	Peirce	Irish
4/22	Mississippi State*	Herberholz	LaRue	McMurray	Green	Ware	Foster	Stanfield	Howell	Peirce	Irish
4/23	Mississippi State*	Crotchfelt	LaRue	McMurray	Green	Ware	Foster	Stanfield	Howell	Peirce	Irish
4/25	Troy	Murphy	LaRue	McMurray	Green	Ware	Foster	Peirce	Howell	Kirby	Irish
4/28	at South Carolina*	Vail	LaRue	McMurray	Green	Ware	Foster	Stanfield	Howell	Peirce	Irish
4/29	at South Carolina*	Herberholz	LaRue	McMurray	Green	Ware	Foster	Stanfield	Howell	Peirce	Irish
4/30	at South Carolina*	Cannon	LaRue	McMurray	Green	Ware	Foster	Stanfield	Howell	Peirce	Irish
5/5	LSU*	Allsup	LaRue	McMurray	Green	Ware	Foster	Stanfield	Howell	Peirce	Irish
5/6	LSU*	Vail	LaRue	McMurray	Green	Ware	Foster	Stanfield	Howell	Peirce	Irish
5/7	LSU*	Herberholz	LaRue	McMurray	Green	Ware	Foster	Stanfield	Howell	Peirce	Irish
5/9	vs. Samford										
5/11	at Ole Miss*										
5/12	at Ole Miss*										
5/13	at Ole Miss*										
5/16	Jacksonville State										
5/18	Missouri*										
5/19	Missouri*										
5/20	Missouri*										

\* - SEC Game

**OVERALL STATS**



**2023 Auburn Baseball  
Overall Statistics for Auburn (as of May 07, 2023)  
(All games Sorted by Batting avg)**



Record: 27-19-1 Home: 20-9-1 Away: 5-10 Neutral: 2-0 SEC: 11-13

Player	avg	gp-gs	ab	r	h	2b	3b	hr	rbi	tb	slg%	bb	hp	so	gdp	ob%	sf	sh	sb-att	po	a	e	fld%	
27 Peirce, Bobby	.365	35-34	137	38	50	7	2	5	23	76	.555	10	4	25	1	.416	3	0	2-2	62	6	3	.958	
18 Irish, Ike	.359	47-47	192	38	69	19	1	3	41	99	.516	22	3	37	7	.425	4	0	2-2	100	3	3	.972	
8 Ware, Bryson	.348	47-47	178	52	62	10	1	19	54	131	.736	23	8	36	5	.437	4	3	4-6	31	70	8	.927	
7 Foster, Cole	.314	44-44	175	43	55	11	0	7	35	87	.497	26	3	43	3	.410	1	2	3-5	57	113	3	.983	
26 McMurray, Cooper	.309	32-30	97	27	30	4	0	12	39	70	.722	32	4	42	0	.493	1	0	0-0	192	9	1	.995	
3 Stanfield, Chris	.296	39-29	115	22	34	5	2	2	16	49	.426	12	4	32	1	.382	0	2	5-6	60	3	1	.984	
5 Howell, Kason	.270	46-46	178	32	48	19	3	4	32	85	.478	17	6	39	3	.350	2	1	5-5	120	2	0	1.000	
14 Kirby, Justin	.250	37-34	128	26	32	9	1	8	29	67	.523	27	3	43	0	.388	2	1	6-6	55	2	0	1.000	
1 Green, Caden	.210	42-39	119	20	25	4	0	2	15	35	.294	17	6	28	4	.333	2	4	2-3	59	82	3	.979	
24 LaRue, Nate	.156	38-36	109	12	17	1	0	3	11	27	.248	14	3	45	0	.268	1	1	4-6	308	22	3	.991	
-----																								
11 Miller, Gavin	.273	14-4	22	3	6	2	0	0	2	8	.364	4	3	8	0	.448	0	0	0-0	4	12	2	.889	
2 Hall, Josh	.267	20-3	15	5	4	0	0	0	4	4	.267	3	0	6	0	.389	0	0	1-1	5	1	0	1.000	
6 Dyal, Ryan	.222	12-7	27	4	6	0	0	0	3	6	.222	3	2	6	0	.344	0	0	0-0	43	4	1	.979	
4 Wright, Carter	.200	17-5	25	3	5	0	0	0	6	5	.200	4	2	4	2	.344	1	0	0-0	61	12	0	1.000	
16 Hill, Cam	.200	10-4	15	1	3	0	0	0	2	3	.200	4	0	5	2	.368	0	0	0-0	19	0	0	1.000	
10 Wortham, Brody	.167	13-2	18	5	3	0	0	0	4	3	.167	3	1	3	0	.318	0	0	0-0	29	2	1	.969	
31 Bello, Mike	.161	15-5	31	4	5	0	0	0	3	5	.161	2	0	8	0	.206	1	0	0-0	10	0	0	1.000	
9 Moss, Brody	.158	13-7	19	4	3	0	0	0	4	3	.158	5	1	4	0	.346	1	0	0-0	8	11	1	.950	
Totals	.286	47	1600	339	457	91	10	65	323	763	.477	228	53	414	28	.388	23	14	34-42	1233	393	37	.978	
Opponents	.278	47	1609	308	447	95	3	49	287	695	.432	255	56	420	25	.391	17	13	32-41	1204	383	41	.975	

LOB - Team (375), Opp (409). DPs turned - Team (35), Opp (33). IBB - Team (7), Ware, B. 4, Stanfield, C 1, Foster, C. 1, Irish, I. 1, Opp (5). Picked off - Hall, J. 1, LaRue, N. 1.

**(All games Sorted by Earned run avg)**

Player	era	w-l	app	gs	cg	sho	sv	ip	h	r	er	bb	so	2b	3b	hr	b/avg	wp	hp	bks	sfa	sha		
21 Vail, Tommy	3.68	4-1	13	11	0	0/0	0	51.1	34	23	21	35	66	7	0	3	.189	2	3	0	1	1		
29 Herberholz,Christia	4.37	1-3	16	7	0	0/0	0	45.1	50	26	22	22	41	15	0	5	.289	4	2	0	2	3		
33 Cannon, Will	4.76	2-1	18	3	0	0/0	5	39.2	45	23	21	26	38	14	0	4	.292	3	7	0	2	2		
41 Armstrong, John	5.24	6-2	20	1	0	0/0	2	34.1	36	24	20	15	32	4	0	5	.265	3	8	2	2	1		
77 Crotchfelt, Zach	6.03	1-2	13	6	0	0/0	0	34.1	36	29	23	23	36	5	1	5	.267	5	1	0	0	0		
25 Bauman, Tanner	6.13	3-1	17	3	0	0/0	0	39.2	40	28	27	26	34	7	1	5	.261	4	9	1	2	2		
-----																								
45 Gonzalez, Joseph	0.00	1-0	1	1	0	0/0	0	5.0	2	0	0	0	1	1	0	0	.125	0	0	0	0	0		
23 Carlson, Parker	4.50	1-1	15	0	0	0/0	1	16.0	17	10	8	16	20	1	0	0	.266	1	2	0	1	0		
12 Nelson, Drew	6.21	2-3	15	4	1	0/0	1	29.0	21	21	20	19	28	9	0	2	.204	4	4	1	3	0		
43 Isbell, Chase	7.12	2-1	19	1	0	0/0	2	24.0	25	19	19	14	33	3	0	5	.269	1	3	0	0	1		
46 Allsup, Chase	7.20	0-1	16	4	0	0/0	2	30.0	40	26	24	25	32	6	1	6	.320	6	4	0	2	2		
54 Copeland, Konner	8.48	3-1	13	4	0	0/0	0	28.2	41	29	27	10	28	15	0	3	.342	0	4	0	1	0		
17 Horne, Trevor	9.64	0-1	9	0	0	0/0	0	9.1	11	10	10	6	9	0	0	1	.282	1	0	0	0	0		
22 Murphy, Hayden	10.90	1-0	11	1	0	0/0	0	17.1	31	21	21	8	11	6	0	5	.388	2	3	0	1	1		
20 Sheehan, Tommy	13.50	0-1	4	1	0	0/0	0	2.2	3	4	4	6	6	0	0	0	.273	1	3	0	0	0		
44 Olson, Ryan	18.00	0-0	4	0	0	0/0	0	2.0	6	4	4	2	3	0	0	0	.545	0	0	0	0	0		
47 Keshock, Cameron	42.43	0-0	4	0	0	0/0	0	2.1	9	11	11	2	2	2	0	0	.563	1	3	0	0	0		
Totals	6.18	27-19	47	47	1	0/0	13	411.0	447	308	282	255	420	95	3	49	.278	38	56	4	17	13		
Opponents	7.09	19-27	47	47	0	2/2	12	401.1	457	339	316	228	414	91	10	65	.286	46	53	5	23	14		

PB - Team (13), LaRue, N. 10, Wright, C. 3, Opp (4). Pickoffs - Team (8), LaRue, N. 5, Crotchfelt,Z 1, Copeland, K. 1, Cannon, W. 1, Opp (2). SBA/ATT - LaRue, N. (22-28), Crotchfelt,Z (4-6), Irish, I. (5-5), Herberholz,C (2-5), Nelson, D. (5-5), Allsup, C. (2-3), Vail, T. (2-3), Horne, T. (3-3), Dyal, R. (3-3), Carlson, P. (3-3), Cannon, W. (2-3), Wright, C. (2-3), Bauman, T. (3-3), Olson, R. (2-2), Isbell, C. (2-2), Copeland, K. (0-1), Sheehan, T. (1-1), Murphy, H. (1-1).

**SEC STATS**



**2023 Auburn Baseball  
Conference statistics for Auburn (as of May 07, 2023)  
(SEC games only Sorted by Batting avg)**



Record: 11-13 Home: 7-5 Away: 4-8 SEC: 11-13

Player	avg	gp-gs	ab	r	h	2b	3b	hr	rbi	tb	slg%	bb	hp	so	gdp	ob%	sf	sh	sb-att	po	a	e	fld%	
26 McMurray, Cooper	.344	20-18	61	15	21	3	0	9	28	51	.836	18	2	28	0	.500	1	0	0-0	108	7	0	1.000	
8 Ware, Bryson	.309	24-24	94	29	29	3	0	10	26	62	.660	9	5	19	3	.398	0	1	1-2	18	33	6	.895	
27 Peirce, Bobby	.301	21-21	83	22	25	4	1	4	10	43	.518	9	3	21	1	.385	1	0	2-2	39	3	2	.955	
5 Howell, Kason	.261	24-24	92	13	24	6	3	2	15	42	.457	7	3	21	3	.330	1	0	4-4	61	2	0	1.000	
18 Irish, Ike	.242	24-24	95	15	23	5	0	2	15	34	.358	11	2	21	3	.324	3	0	1-1	60	1	3	.953	
3 Stanfield, Chris	.240	23-19	75	14	18	2	0	1	6	23	.307	9	1	25	0	.329	0	2	3-4	37	3	1	.976	
7 Foster, Cole	.232	24-24	95	19	22	6	0	3	13	37	.389	13	2	29	1	.336	0	1	0-0	36	59	1	.990	
24 LaRue, Nate	.228	20-20	57	8	13	1	0	3	7	23	.404	7	3	22	0	.343	0	1	1-3	165	10	2	.989	
14 Kirby, Justin	.222	14-11	45	2	10	1	0	1	5	14	.311	5	1	21	0	.314	0	0	3-3	21	0	0	1.000	
1 Green, Caden	.177	22-22	62	8	11	1	0	2	10	18	.290	8	2	16	2	.288	1	3	1-1	36	37	1	.986	
-----																								
10 Wortham, Brody	.333	3-0	3	1	1	0	0	0	2	1	.333	1	0	1	0	.500	0	0	0-0	0	1	0	1.000	
4 Wright, Carter	.286	6-2	7	1	2	0	0	0	3	2	.286	2	1	0	0	.455	1	0	0-0	22	5	0	1.000	
6 Dyal, Ryan	.143	4-1	7	0	1	0	0	0	0	1	.143	0	1	3	0	.250	0	0	0-0	12	0	0	1.000	
11 Miller, Gavin	.111	8-1	9	0	1	1	0	0	0	2	.222	0	2	4	0	.273	0	0	0-0	1	3	0	1.000	
31 Bello, Mike	.077	5-3	13	0	1	0	0	0	0	1	.077	0	0	4	0	.077	0	0	0-0	1	0	0	1.000	
2 Hall, Josh	.000	5-1	4	1	0	0	0	0	0	0	.000	0	0	1	0	.000	0	0	0-0	2	0	0	1.000	
9 Moss, Brody	.000	5-1	3	0	0	0	0	0	0	0	.000	0	0	1	0	.000	0	0	0-0	2	1	0	1.000	
16 Hill, Cam	.000	1-0	1	0	0	0	0	0	0	0	.000	0	0	1	0	.000	0	0	0-0	0	0	0	.000	
Totals	.251	24	806	148	202	33	4	37	140	354	.439	99	28	238	13	.350	8	8	16-20	624	182	21	.975	
Opponents	.288	24	817	178	235	50	2	26	166	367	.449	159	34	209	17	.420	9	6	13-19	631	188	15	.982	

LOB - Team (170), Opp (223). DPs turned - Team (22), Opp (17). IBB - Team (3), Ware, B. 1, Stanfield, C 1, Irish, I. 1, Opp (2). Picked off - Hall, J. 1, LaRue, N. 1.

**(SEC games only Sorted by Earned run avg)**

Player	era	w-l	app	gs	cg	sho	sv	ip	h	r	er	bb	so	2b	3b	hr	b/avg	wp	hp	bks	sfa	sha
29 Herberholz, Christia	2.45	1-1	9	4	0	0/0	0	29.1	25	10	8	15	27	7	0	2	.240	0	2	0	0	2
33 Cannon, Will	4.50	1-0	10	3	0	0/0	2	26.0	28	13	13	17	22	9	0	2	.283	2	5	0	1	1
21 Vail, Tommy	4.86	2-1	8	8	0	0/0	0	37.0	32	22	20	29	48	6	0	3	.237	2	3	0	1	1
77 Crotchfelt, Zach	7.94	1-2	8	3	0	0/0	0	17.0	23	21	15	12	17	3	1	4	.315	1	1	0	0	0
25 Bauman, Tanner	8.37	2-1	11	1	0	0/0	0	23.2	24	22	22	19	18	4	0	4	.264	4	6	1	1	0
-----																						
44 Olson, Ryan	0.00	0-0	1	0	0	0/0	0	0.1	0	0	0	0	0	0	0	0	.000	0	0	0	0	0
46 Allsup, Chase	5.84	0-1	8	1	0	0/0	0	12.1	14	10	8	14	12	1	1	2	.275	3	2	0	1	1
23 Carlson, Parker	6.00	0-0	6	0	0	0/0	1	6.0	8	4	4	8	5	0	0	0	.320	0	0	0	0	0
41 Armstrong, John	6.91	2-2	8	1	0	0/0	0	14.1	24	15	11	8	11	3	0	2	.375	1	5	2	2	0
12 Nelson, Drew	7.59	0-2	8	1	0	0/0	1	10.2	7	9	9	12	14	4	0	1	.194	1	1	0	2	0
54 Copeland, Konner	8.10	2-1	6	1	0	0/0	0	13.1	17	14	12	3	12	6	0	2	.309	0	3	0	0	0
43 Isbell, Chase	9.35	0-0	10	0	0	0/0	1	8.2	9	9	9	8	11	3	0	2	.273	1	2	0	0	1
22 Murphy, Hayden	15.88	0-0	4	0	0	0/0	0	5.2	11	10	10	4	7	3	0	2	.423	2	0	0	1	0
20 Sheehan, Tommy	36.00	0-1	2	1	0	0/0	0	1.0	2	4	4	4	2	0	0	0	.400	1	2	0	0	0
47 Keshock, Cameron	47.25	0-0	2	0	0	0/0	0	1.1	6	7	7	1	1	1	0	0	.600	1	2	0	0	0
17 Horne, Trevor	54.00	0-1	3	0	0	0/0	0	1.1	5	8	8	5	2	0	0	0	.556	0	0	0	0	0
Totals	6.92	11-13	24	24	0	0/0	5	208.0	235	178	160	159	209	50	2	26	.288	19	34	3	9	6
Opponents	5.90	13-11	24	24	0	2/2	9	210.1	202	148	138	99	238	33	4	37	.251	24	28	2	8	8

PB - Team (8), LaRue, N. 7, Wright, C. 1, Opp (2). Pickoffs - Team (4), LaRue, N. 3, Cannon, W. 1, Opp (2). SBA/ATT - LaRue, N. (8-12), Irish, I. (5-5), Crotchfelt,Z (3-4), Herberholz,C (1-4), Nelson, D. (3-3), Vail, T. (1-2), Bauman, T. (2-2), Horne, T. (2-2), Wright, C. (0-1), Cannon, W. (0-1), Carlson, P. (1-1).

**MIDWEEK STATS**



**2023 Auburn Baseball  
Overall Statistics for Auburn (as of May 08, 2023)  
(Midweek Games Sorted by Batting avg)**



Record: 8-3 Home: 5-1 Away: 1-2 Neutral: 2-0 SEC: 0-0

Player	avg	gp-gs	ab	r	h	2b	3b	hr	rbi	tb	slg%	bb	hp	so	gdp	ob%	sf	sh	sb-att	po	a	e	fld%	
27 Peirce, Bobby	.586	8-7	29	12	17	2	1	1	8	24	.828	1	1	1	0	.576	2	0	0-0	7	3	0	1.000	
18 Irish, Ike	.449	11-11	49	12	22	4	0	1	13	29	.592	2	1	9	1	.472	1	0	0-0	23	0	0	1.000	
7 Foster, Cole	.421	10-10	38	16	16	3	0	3	10	28	.737	7	1	7	2	.511	1	0	2-3	11	25	2	.947	
8 Ware, Bryson	.381	11-11	42	13	16	1	1	4	14	31	.738	7	0	8	0	.442	3	0	2-3	8	18	0	1.000	
14 Kirby, Justin	.289	11-11	38	11	11	5	0	2	11	22	.579	10	1	9	0	.431	2	1	2-2	18	1	0	1.000	
5 Howell, Kason	.278	10-10	36	9	10	5	0	1	13	18	.500	5	2	7	0	.386	1	1	1-1	25	0	0	1.000	
26 McMurray, Cooper	.263	6-6	19	5	5	1	0	2	8	12	.632	9	0	6	0	.500	0	0	0-0	40	1	0	1.000	
1 Green, Caden	.240	9-7	25	5	6	1	0	0	4	7	.280	4	3	6	1	.394	1	0	1-1	9	20	0	1.000	
-----																								
2 Hall, Josh	.400	7-2	10	3	4	0	0	0	4	4	.400	3	0	4	0	.538	0	0	0-0	3	0	0	1.000	
11 Miller, Gavin	.375	3-2	8	2	3	1	0	0	2	4	.500	2	1	3	0	.545	0	0	0-0	3	7	2	.833	
3 Stanfield, Chris	.353	8-4	17	4	6	0	1	0	3	8	.471	0	2	3	1	.421	0	0	1-1	5	0	0	1.000	
10 Wortham, Brody	.333	3-1	6	3	2	0	0	0	2	2	.333	0	0	0	0	.333	0	0	0-0	8	0	1	.889	
31 Bello, Mike	.300	5-1	10	1	3	0	0	0	1	3	.300	2	0	0	0	.417	0	0	0-0	4	0	0	1.000	
16 Hill, Cam	.286	5-1	7	1	2	0	0	0	2	2	.286	2	0	1	1	.444	0	0	0-0	5	0	0	1.000	
6 Dyal, Ryan	.250	4-3	8	3	2	0	0	0	2	2	.250	2	1	1	0	.455	0	0	0-0	19	2	0	1.000	
4 Wright, Carter	.200	8-3	15	2	3	0	0	0	3	3	.200	2	0	4	2	.294	0	0	0-0	38	6	0	1.000	
9 Moss, Brody	.167	4-3	6	3	1	0	0	0	2	1	.167	5	1	0	0	.538	1	0	0-0	3	3	0	1.000	
24 LaRue, Nate	.053	7-6	19	1	1	0	0	0	1	1	.053	1	0	10	0	.100	0	0	0-0	53	4	0	1.000	
Totals	.340	11	382	106	130	23	3	14	103	201	.526	64	14	79	8	.441	12	2	9-11	285	93	7	.982	
Opponents	.258	11	365	59	94	22	0	9	56	143	.392	45	7	110	5	.348	2	3	6-8	272	92	15	.960	

LOB - Team (96), Opp (78). DPs turned - Team (7), Opp (8). IBB - Team (1), Ware, B. 1, Opp (3).

**(Midweek Games Sorted by Earned run avg)**

Player	era	w-l	app	gs	cg	sho	sv	ip	h	r	er	bb	so	2b	3b	hr	b/avg	wp	hp	bks	sfa	sha		
43 Isbell, Chase	0.00	2-0	5	0	0	0/0	1	9.0	5	0	0	4	12	0	0	0	.172	0	1	0	0	0		
21 Vail, Tommy	0.84	2-0	3	3	0	0/0	0	10.2	1	1	1	4	15	1	0	0	.030	0	0	0	0	0		
12 Nelson, Drew	1.35	2-0	4	2	1	0/0	0	13.1	6	2	2	3	10	2	0	0	.133	2	1	1	0	0		
54 Copeland, Konner	7.82	1-0	5	3	0	0/0	0	12.2	17	11	11	7	15	7	0	0	.333	0	1	0	1	0		
46 Allsup, Chase	11.25	0-0	4	1	0	0/0	1	8.0	13	10	10	5	7	3	0	2	.371	3	0	0	0	1		
-----																								
25 Bauman, Tanner	0.00	0-0	2	0	0	0/0	0	2.0	3	0	0	1	2	0	0	0	.333	0	0	0	0	0		
20 Sheehan, Tommy	0.00	0-0	1	0	0	0/0	0	1.1	1	0	0	0	3	0	0	0	.200	0	0	0	0	0		
44 Olson, Ryan	0.00	0-0	1	0	0	0/0	0	1.0	2	0	0	0	2	0	0	0	.500	0	0	0	0	0		
77 Crotchfelt, Zach	0.00	0-0	1	1	0	0/0	0	1.0	0	0	0	2	3	0	0	0	.000	1	0	0	0	0		
23 Carlson, Parker	3.86	0-1	4	0	0	0/0	0	7.0	5	5	3	6	10	0	0	0	.192	0	0	0	0	0		
29 Herberholz,Christia	3.86	0-1	3	0	0	0/0	0	4.2	5	3	2	3	3	2	0	0	.278	2	0	0	1	1		
17 Horne, Trevor	4.15	0-0	3	0	0	0/0	0	4.1	5	2	2	0	5	0	0	1	.278	0	0	0	0	0		
41 Armstrong, John	7.50	0-0	6	0	0	0/0	1	6.0	9	5	5	2	10	1	0	2	.346	0	0	0	0	1		
33 Cannon, Will	8.10	0-1	3	0	0	0/0	1	6.2	6	6	6	4	9	4	0	1	.240	1	1	0	0	0		
22 Murphy, Hayden	12.27	1-0	3	1	0	0/0	0	7.1	14	10	10	3	4	2	0	3	.389	0	2	0	0	0		
47 Keshock, Cameron	99.00	0-0	1	0	0	0/0	0	0.0	2	4	4	1	0	0	0	0	1.000	0	1	0	0	0		
Totals	5.31	8-3	11	11	1	0/0	4	95.0	94	59	56	45	110	22	0	9	.258	9	7	1	2	3		
Opponents	10.12	3-8	11	11	0	0/0	1	90.2	130	106	102	64	79	23	3	14	.340	12	14	1	12	2		

PB - Team (5), LaRue, N. 3, Wright, C. 2, Opp (2). Pickoffs - Team (2), LaRue, N. 1, Copeland, K. 1. SBA/ATT - LaRue, N. (5-6), Allsup, C. (1-2), Carlson, P. (1-1), Olson, R. (1-1), Cannon, W. (1-1), Vail, T. (1-1), Copeland, K. (0-1), Wright, C. (1-1), Sheehan, T. (1-1).



**GAME SUMMARY**



**2023 Auburn Baseball  
Games Summary for Auburn (as of May 07, 2023)  
(All games)**



Score by innings	1	2	3	4	5	6	7	8	9	EX	Total
Auburn	62	30	44	41	34	46	25	26	29	2	339
Opponents	45	29	33	34	32	35	29	46	21	4	308

**Record when ...**

Overall	27-19-1	After 6 leading	21-3-1
Conference	11-13	..... trailing	5-14
Non-Conference	16-6-1	..... tied	1-2
Home games	20-9-1	After 7 leading	18-1
Away games	5-10	..... trailing	4-17
Neutral site	2-0	..... tied	2-1-1
Day games	9-12-1	After 8 leading	19-0
Night games	18-7	..... trailing	1-17
vs Left starter	5-5	..... tied	2-1-1
vs Right starter	22-14-1		
1-Run games	8-5	Hit 0 home runs	3-7
2-Run games	2-1	... 1 home run	12-8
5+Run games	10-10	... 2+ home runs	12-4-1
Extra innings	2-1		
Shutouts	0-2	Opponent 0 home runs	14-5
		..... 1 home run	9-8
		..... 2+ HRs	4-6-1
Scoring 0-2 runs	1-6		
..... 3-5 runs	3-5		
..... 6-9 runs	12-7	Made 0 errors	16-7
..... 10+ runs	11-1-1	.... 1 error	7-7-1
		.... 2+ errors	4-5
Opponent 0-2 runs	8-0		
..... 3-5 runs	11-3	Opp. made 0 errors	10-11
..... 6-9 runs	5-9	..... 1 error	9-6
..... 10+ runs	3-7-1	..... 2+ errors	8-2-1
Scored in 1st inning	11-5-1	Out-hit opponent	19-5
Opp. scored in 1st	7-12-1	Out-hit by opponent	5-13
Scores first	15-7	Hits are tied	3-1-1
Opp. scores first	12-12-1		

**Record when team scores:**

Runs	0	1	2	3	4	5	6	7	8	9	10+
W-L	0-2	0-1	1-3	0-2	2-0	1-3	4-1	3-4	4-2	1-0	11-1

**Record when opponent scores:**

Runs	0	1	2	3	4	5	6	7	8	9	10+
W-L	0-0	7-0	1-0	7-1	2-1	2-1	3-2	0-1	1-4	1-2	3-7

**Record when leading after:**

Inn.	1	2	3	4	5	6	7	8
W-L	10-2	11-4	14-6	18-7	18-5	21-3	18-1	19-0

**Record when trailing after:**

Inn.	1	2	3	4	5	6	7	8
W-L	4-10	6-12	6-12	6-11	7-12	5-14	4-17	1-17

**Record when tied after:**

Inn.	1	2	3	4	5	6	7	8
W-L	13-7	10-3	7-1	3-1	2-2	1-2	2-1	2-1

Current winning streak: 2  
 Longest winning streak: 10  
 Longest losing streak: 4

Home attendance : 109468 ( 30 dates avg = 3648 )  
 Away attendance : 103921 ( 17 dates avg = 6113 )  
 Total attendance: 213389 ( 47 dates avg = 4540 )

APR. 18 vs. SAMFORD



**2023 Auburn Baseball**  
**Samford at Auburn**  
**Apr 18, 2023 at Auburn, Ala. (Plainsman Park)**

**Samford 3 (21-16)**

Player	ab	r	h	rbi	bb	so	po	a	lob
Garrett Staton 3b	2	1	1	1	1	0	1	1	0
Jayden Davis 2b	4	0	1	0	0	1	0	0	0
Stephen Klein 1b	4	0	0	0	0	2	6	0	0
Lucas Steele lf	2	0	1	1	2	0	1	0	0
John Anderson dh	4	0	0	0	0	3	0	0	3
Garrett Howe ss	4	1	4	0	0	0	2	2	0
Andrew Bennett rf	4	0	1	0	0	2	1	0	4
Aaron Walton cf	3	0	0	0	0	1	3	1	0
Hayden Perry c	3	1	1	0	0	1	8	1	0
Jacob Newman p	0	0	0	0	0	0	0	0	0
Alex Gaeto p	0	0	0	0	0	0	0	0	0
Jake Holifield p	0	0	0	0	0	0	0	0	0
Nicholas Angelakos p	0	0	0	0	0	0	0	1	0
Cole Fryman p	0	0	0	0	0	0	0	0	0
Heath Clevenger p	0	0	0	0	0	0	0	0	0
Trey Sanders p	0	0	0	0	0	0	0	0	0
Ben Petschke p	0	0	0	0	0	0	0	0	0
Colin Ahearn p	0	0	0	0	0	0	0	0	0
<b>Totals</b>	<b>30</b>	<b>3</b>	<b>9</b>	<b>2</b>	<b>3</b>	<b>10</b>	<b>22</b>	<b>6</b>	<b>7</b>

**Auburn 13 (21-15-1)**

Player	ab	r	h	rbi	bb	so	po	a	lob
Foster, Cole ss	4	3	3	1	1	0	1	2	0
Peirce, Bobby lf	5	3	3	1	0	1	2	1	0
Irish, Ike dh	5	2	3	2	0	1	0	0	1
Ware, Bryson 3b	4	1	2	2	1	0	0	1	0
McMurray, Cooper 1b	3	2	1	1	2	2	4	0	0
Kirby, Justin rf	2	1	0	1	2	0	0	0	1
Howell, Kason cf	4	0	1	4	1	0	4	0	0
LaRue, Nate c	4	0	0	0	0	1	11	0	2
Green, Caden 2b	3	1	1	0	0	2	2	2	3
Crotchfelt, Zach p	0	0	0	0	0	0	0	0	0
Murphy, Hayden p	0	0	0	0	0	0	0	0	0
Nelson, Drew p	0	0	0	0	0	0	0	0	0
Carlson, Parker p	0	0	0	0	0	0	0	0	0
Armstrong, John p	0	0	0	0	0	0	0	0	0
<b>Totals</b>	<b>34</b>	<b>13</b>	<b>14</b>	<b>12</b>	<b>7</b>	<b>7</b>	<b>24</b>	<b>6</b>	<b>8</b>

Score by Innings	1	2	3	4	5	6	7	8	R	H	E
Samford	0	1	1	0	1	0	0	0	<b>3</b>	<b>9</b>	<b>3</b>
Auburn	2	0	3	1	0	0	1	6	<b>13</b>	<b>14</b>	<b>0</b>

Note: 1 out, 1 runner LOB when the game ended.

E - Davis 2(5); Gaeto(2). DP - Auburn 3. LOB - SAM 7; Auburn 8. 2B - Steele(9); Howe(7); Perry(2); Irish, I.(17); Howell, K.(18). HR - Foster, C.(5); McMurray, C.(6). HBP - Staton; Green, C.. SH - Kirby, J.(1). SB - Foster, C. 2(3). CS - Ware, B.(2).

Samford	ip	h	r	er	bb	so	ab	bf	np	Auburn	ip	h	r	er	bb	so	ab	bf	np
Jacob Newman	2.1	7	5	4	0	3	14	14	54	Crotchfelt, Zach	1.0	0	0	0	2	3	3	5	29
Alex Gaeto	0.2	0	0	0	2	1	2	4	15	Murphy, Hayden	3.1	6	3	3	0	2	14	15	41
Jake Holifield	1.0	1	1	1	1	1	3	4	24	Nelson, Drew	1.2	1	0	0	0	1	5	5	23
Nicholas Angelakos	1.0	0	0	0	1	0	2	5	20	Carlson, Parker	1.1	1	0	0	1	2	5	6	24
Cole Fryman	0.2	0	0	0	0	0	2	2	10	Armstrong, John	0.2	1	0	0	0	2	3	3	11
Heath Clevenger	0.1	0	0	0	0	1	1	1	4										
Trey Sanders	1.0	1	1	1	0	1	5	5	15										
Ben Petschke	0.1	4	5	5	2	0	4	6	29										
Colin Ahearn	0.0	1	1	1	1	0	1	2	8										

Win - Murphy, H. (1-0). Loss - Newman (2-2). Save - Armstrong, J (2).

WP - Newman(2); Crotchfelt,Z(5). HBP - by Murphy, H. (Staton); by Angelakos (Green, C.). PB - LaRue, N.(4).

Pitches/strikes: Newman 54/32; Gaeto 15/5; Holifield 24/11; Angelakos 20/11; Fryman 10/6; Clevenger 4/3; Sanders 15/10; Petschke 29/17; Ahearn 8/3; Crotchfelt,Z 29/14; Murphy, H. 41/30; Nelson, D. 23/16; Carlson, P. 24/13; Armstrong, J 11/8.

Umpires - HP: Jeremy Dupree 1B: Michael Cheek 2B: Jeff Head 3B: Craig Mirr

Start: 6:02 pm Time: 3:01 Attendance: 3212

Weather: 78, sunny

Angelakos faced 1 batter in the 6th.

Ahearn faced 2 batters in the 8th.

**TV/RADIO ROSTER**



**1** CADEN GREEN



**2** JOSH HALL




**3** CHRIS STANFIELD



**4** CARTER WRIGHT



**5** KASON HOWELL



**6** RYAN DYAL



**7** COLE FOSTER



**8** BRYSON WARE



**9** BRODY MOSS



**10** BRODY WORTHAM




**11** GAVIN MILLER



**12** DREW NELSON



**14** JUSTIN KIRBY




**16** CAM HILL



**17** TREVOR HORNE



**18** IKE IRISH



**20** TOMMY SHEEHAN



**21** TOMMY VAIL



**22** HAYDEN MURPHY



**23** PARKER CARLSON



**24** NATE LARUE



**25** TANNER BAUMAN




**26** COOPER MCMURRAY



**27** BOBBY PEIRCE




**28** ELLIOT BRAY



**29** CHRISTIAN HERBERHOLZ



**31** MIKE BELLO



**33** WILL CANNON



**41** JOHN ARMSTRONG



**43** CHASE ISBELL




**44** RYAN OLSON




**45** JOSEPH GONZALEZ



**46** CHASE ALLSUP




**47** CAMERON KESHOCK



**51** TY MAULDIN



**54** KONNER COPELAND



**77** ZACH CROTCHFELT



**30** BUTCH THOMPSON



**36** KARL NONEMAKER



**39** GABE GROSS



**40** DARON SCHOENROCK