



2022 AUBURN BASEBALL

AUBURN ATHLETICS COMMUNICATIONS: 392 SOUTH DONAHUE DRIVE || AUBURN, AL 36849 || AUBURNTIGERS.COM || @AUBURN_BASEBALL

2022 SCHEDULE

Day	Date	Opponent	Time/Result
Fri	Feb. 18	vs. Oklahoma	L, 0-3
Sat	Feb. 19	vs. #12 Texas Tech	W, 2-1
Sun	Feb. 20	vs. Kansas State	W, 12-1
WED FEB. 23		TROY	W, 13-1
FRI FEB. 25		YALE	W, 9-0
SAT FEB. 26		YALE	W, 4-3
SAT FEB. 26		YALE	L, 4-5 (10)
TUE MAR. 1		ALABAMA STATE	W, 13-7
WED MAR. 2		UAB	W, 16-1
FRI MAR. 4		RHODE ISLAND	W, 7-2
SAT MAR. 5		RHODE ISLAND	W, 16-0
SAT MAR. 5		RHODE ISLAND	W, 12-0
SUN MAR. 6		RHODE ISLAND	W, 14-1
Wed	Mar. 9	vs. Tennessee Tech	W, 4-3
FRI MAR. 11		MIDDLE TENNESSEE	L, 8-10
SAT MAR. 12		MIDDLE TENNESSEE	W, 10-7
SUN MAR. 13		MIDDLE TENNESSEE	L, 3-4 (8)
THU MAR. 17		#1 OLE MISS	L, 6-13
FRI MAR. 18		#1 OLE MISS	W, 19-5
SAT MAR. 19		#1 OLE MISS	L, 2-15
Tue	Mar. 22	vs. South Alabama	W, 13-12
Fri	Mar. 25	at Texas A&M	W, 6-5 (10)
Sat	Mar. 26	at Texas A&M	L, 4-5 (11)
Sun	Mar. 27	at Texas A&M	W, 13-9
TUE MAR. 29		JACKSONVILLE STATE	L, 2-5
Thu	Mar. 31	at #12 LSU	W, 6-5
Fri	Apr. 1	at #12 LSU	L, 2-9
Sat	Apr. 2	at #12 LSU	W, 6-4
Tue	Apr. 5	at UAB	W, 6-4
FRI APR. 8		#12 VANDERBILT	W, 5-1
SAT APR. 9		#12 VANDERBILT	L, 4-19
SUN APR. 10		#12 VANDERBILT	W, 8-2
TUE APR. 12		SAMFORD	W, 4-1
Thu	Apr. 14	at Miss. State	L, 6-7
Fri	Apr. 15	at Miss. State	L, 5-9
Sat	Apr. 16	at Miss. State	W, 3-2
TUE APR. 19		ALABAMA STATE	W, 6-5 (10)
WED APR. 20		KENNESAW STATE	W, 14-1
FRI APR. 22		SOUTH CAROLINA	W, 6-3
SAT APR. 23		SOUTH CAROLINA	W, 8-6
SUN APR. 24		SOUTH CAROLINA	W, 2-0
Tue	Apr. 26	at Jacksonville State	6 pm
Fri	Apr. 29	at #1 Tennessee	6 pm
Sat	Apr. 30	at #1 Tennessee	6 pm
Sun	Apr. 31	at #1 Tennessee	1 pm
FRI MAY 6		#3 ARKANSAS	6 PM
SAT MAY 7		#3 ARKANSAS	4:30 PM
SUN MAY 8		#3 ARKANSAS	1 PM
Tue	May 10	at Troy	6 pm
FRI MAY 13		ALABAMA	7:30 PM
SAT MAY 14		ALABAMA	2 PM
SUN MAY 15		ALABAMA	3 PM
Tue	May 17	at Samford	6 pm
Thu	May 19	at Kentucky	5:30 pm
Fri	May 20	at Kentucky	5:30 pm
Sat	May 21	at Kentucky	1 pm

POSTSEASON

May 24-29	SEC Tournament	TBA
June 3-6	NCAA Regionals	TBA
June 10-13	NCAA Super Regionals	TBA
June 17-27	College World Series	TBA

Home games in **BOLD CAPS**

All home games at Plainsman Park | All times central
^ SEC Tournament



GAMES 42

JACKSONVILLE, ALA. (Rudy Abbott Field at Jim Case Stadium)



#19 **AUBURN TIGERS** (29-12, 11-7 SEC)

Head Coach: Butch Thompson (Birmingham-Southern, 1992)

Career Record: 247-175 (8th season) | Record at Auburn: 208-154 (7th season)

VS.



JAX STATE GAMECOCKS (18-19, 11-7 ASUN)

Head Coach: Jim Case (Louisiana Tech, 1982)

Career Record: 637-520 (21st season) | Record at JSU: 637-520 (21st season)

» QUICK HITTERS

- Auburn is 9-1 in midweek games and has outscored opponents 91-40 this season.
- The team's lone midweek loss came against Jacksonville State on Mar. 29.
- The Tigers enter the week winners of six straight and 11 of the last 14.
- The team is 10-5 in games played away from Plainsman Park, including 6-4 in true road games.
- Auburn is 85-26 (.766) against non-conference opponents in the regular season since the start of the 2018 season, including 18-5 this season.
- Auburn pitchers have turned in a 1.96 ERA with 64 strikeouts and 14 walks in 55.0 innings during the team's current six-game winning streak.
- Carson Skipper and Blake Burkhalter combined to hold the opponent scoreless on four hits with no walks and 18 strikeouts in eight appearances and 11.0 innings last week.
- Sonny DiChiara and Blake Rambusch have both reached base in 39 straight games.
- The duo have collected 120 hits and scored 71 runs in their first 41 games in an Auburn uniform.
- Auburn is 23-18 all-time against Jacksonville State, including 4-2 against the Gamecocks in Jacksonville, and the two teams have split the last 12 meetings.

PITCHING MATCHUP

AUBURN

JACKSONVILLE STATE

TUE | JR RHP **Mason Barnett**

(2-1, 4.29) vs. FR RHP **Tanner Jones**

(2-3, 5.36)

GAME INFO

Date: Tuesday, Apr. 26, 2022

Game Time: 6 p.m. CT

Site: Jacksonville, Ala. / Jim Case Stadium (2,020)

TV: ESPN+

Talent: Mike Parris (radio passthrough)

Radio: 93.9 FM | AuburnTigers.com

Talent: Andy Burcham, Brad Law

Live Stats: StatBroadcast.com

Twitter Updates: @AuburnBaseball

Postgame Recap: AuburnTigers.com

Series History: Auburn leads, 23-18

Auburn: Auburn leads, 19-15

Jacksonville: Auburn leads, 4-2

Neutral: Auburn trails, 0-1

Last Meeting: Jax State 5, Auburn 2 (3/29/22)

Streak: L1

AUBURN

29-12, 11-7 SEC

Team Leaders

Batting Average:	SR IF Sonny DiChiara (.447)
Runs:	R-JR IF Blake Rambusch (36)
2B:	SR IF Sonny DiChiara (15)
HR:	SR IF Sonny DiChiara (12)
RBI:	SR IF Sonny DiChiara (38)
Stolen Bases:	R-JR IF Blake Rambusch (11-16)

JAX STATE

18-19, 11-7 ASUN

Team Leaders

Batting Average:	JR OF TJ Reeves (.368)
Runs:	JR OF TJ Reeves (36)
2B:	SR IF Cole Frederick (12)
HR:	JR OF Carson Crowe (7)
RBI:	JR OF Carson Crowe (31)
Stolen Bases:	JR OF TJ Reeves (7-12)

POTENTIAL STARTING LINEUP

Pos.	#	Player	AVG	AB	R	H	2B	3B	HR	RBI	SB-SBA	BB
C	28	Nate LaRue	.219	73	13	16	3	0	4	20	2-2	7
1B	17	Sonny DiChiara	.447	123	35	55	15	0	12	38	0-0	42
2B	7	Cole Foster	.256	117	24	30	4	0	6	26	0-1	19
3B	11	Blake Rambusch	.382	170	36	65	9	1	2	29	11-16	17
SS	4	Brody Moore	.273	154	29	42	8	0	3	21	3-5	19
LF	19	Brooks Carlson	.302	96	22	29	3	0	3	18	0-0	12
CF	5	Kason Howell	.315	162	35	51	14	2	2	26	8-9	19
RF	27	Bobby Peirce	.323	62	11	20	2	3	2	10	2-2	5
DH	16	Cam Hill	.308	78	12	24	7	0	0	15	0-1	8

AUBURN'S RECORD WHEN...

	2022	Under Thompson
Overall	29-12	208-154
SEC	11-7	74-93
Non-Conference	18-5	122-50
Postseason	0-0	15-14
Home	19-7	140-70
Away	6-4	48-65
Neutral	4-1	18-17
Current streak	W6	W6
Last 5 games	5-0	5-0
Last 10 games	8-2	8-2

Situational:

AU scores first	15-3	138-51
Opp. scores first	14-9	70-103
AU scores 4+ runs	26-7	188-70
AU scores 3 runs or less	3-5	20-84
AU leads after 7 innings	23-2	168-16
8 innings	25-2	189-14
AU trails after 7 innings	3-8	15-111
8 innings	2-8	6-120
Game tied after 7 innings	2-1	20-23
8 innings	1-1	6-14
Extra Innings	2-3	11-18
1-run games	8-4	44-43
2-run games	4-1	25-15
3-run games	3-2	23-20
Games decided by 5+ runs	12-4	96-47
vs. LH Starter	6-3	61-49
vs. RH Starter	23-9	148-104
More hits than opponent	20-4	154-29
Fewer hits than opponent	5-7	34-114
Hits are tied	4-1	18-12
AU has 10+ hits	19-5	127-61
Opp. has 10+ hits	6-6	49-96
Hit a home run	18-6	135-63
Opp. hits a home run	12-10	87-99
AU quality start	6-2	67-22
Opp. quality start	1-1	26-56
AU commits no errors	13-3	90-39
Opp. commits no error	12-4	57-76

By Day:

Sunday	6-1	34-27
Monday	0-0	1-2
Tuesday	5-1	42-17
Wednesday	4-0	18-6
Thursday	1-2	8-16
Friday	5-4	50-36
Saturday	7-4	52-48
Day Games (first pitch before 6 p.m.)	13-6	119-81
Night Games (first pitch after 6 p.m.)	16-6	90-73
Doubleheaders	4-2	25-15

By Month:

February	5-2	45-14
March	13-6	74-41
April	11-4	49-48
May	0-0	28-41
June	0-0	10-7

By Jersey:

White	7-3	57-33
Blue	3-3	36-32
Orange	8-2	47-31
Gray	4-1	24-36
Pinstripes	7-3	34-20
Cream Throwback	0-0	8-2

UNIVERSITY INFORMATION

Location	Auburn, Ala.
Enrollment	31,526
Founded	October 1, 1856
Nickname	Tigers
Colors	Burnt Orange and Navy Blue
President	Dr. Jay Gogue
Athletics Director	Allen Greene
Conference	Southeastern (SEC West)
Stadium / Capacity	Samford Stadium-Hitchcock Field at Plainsman Park / 4,096
Ticket Office Phone	855-282-2010

BASEBALL COACHING / SUPPORT STAFF

Head Coach	Butch Thompson (Birmingham-Southern, 1992)
Record at Auburn / Seasons	208-154 (.575) / 7th
Career Coaching Record / Seasons	247-175 (.585) / 8th
Assistant Coach	Karl Nonemaker (Vanderbilt, 2002)
Assistant Coach	Gabe Gross (Auburn, 2012)
Volunteer Assistant	Tim Hudson (Auburn, 2021)
Director of Player Development	Aaron Everett (UT Martin, 2012)
Director of Operations	Greg Drye (Southern Miss, 1998)
Athletic Trainer	Anthony Sandersen (South Dakota State, 2004)
Strength & Conditioning	Chris Joyner (Minnesota State - Mankato, 2001)

PROGRAM HISTORY

Modern Era Program Record (since 1949)	2,017-1,387-4 (.592)
College World Series Appearances / Last	5 / 2019
College World Series Record	3-10 (.231)
NCAA Regional Appearances / Last	22 / 2019
NCAA Regional Record	51-45 (.531)
NCAA Super Regional Appearances / Last	3 / 2019
NCAA Super Regional Record	3-5 (.375)
Last Postseason Opponent	Louisville / 2019 College World Series
Result	Lost, 5-3

POSTSEASON HISTORY

College World Series Appearances: 5 (1967, 1976, 1994, 1997, 2019)

Super Regional Appearances: 3 (1999, 2018, 2019)

NCAA Regional Appearances: 22 (1963, 1967, 1976, 1978, 1987, 1989, 1993-95, 1997-2003, 2005, 2010, 2015, 2017, 2018, 2019)

NCAA Regional Titles: 7 (1967, 1976, 1994, 1997, 1999, 2018, 2019)

MEDIA RELATIONS

Baseball Contact: George Nunnelley, Asst. Director - Athletics Comm.

Cell: 502-609-9982

Email: gnnunnelley@auburn.edu

Twitter: @gnunnelley

Associate AD: Kirk Sampson

2022 AUBURN BASEBALL ROSTER

No.	Name	Pos.	Cl.	B/T	Ht.	Wt.	Exp.	Hometown (Previous School)
1	Blake Rambusch	IF/OF	R-Jr.	R/R	5-9	175	JC	Austin, Texas (Grayson College)
2	Josh Hall	OF	R-Jr.	L/R	5-9	192	1L	Birmingham, Ala. (Ole Miss)
4	Brody Moore	IF	Sr.	R/R	5-11	183	3L	Oneonta, Ala. (Oneonta)
5	Kason Howell	OF	Sr.	R/R	6-0	180	3L	Argyle, Texas (Liberty Christian)
6	Ryan Dyal	C	R-So.	L/R	5-10	197	1L	Senoia, Ga. (East Coweta)
7	Cole Foster	IF	So.	S/R	6-1	190	1L	Plano, Texas (Plano Senior)
8	Bryson Ware	OF	Jr.	R/R	6-2	193	1L	Madison, Miss. (Pearl River CC)
9	Cade Granzow	RHP	Fr.	R/R	6-3	220	HS	Franklin, Tenn. (Brentwood)
11	Garrett Farquhar	IF	5th	R/R	5-11	187	2L	Hoover, Ala. (Shelton State CC)
13	Ben Schorr	C	R-Fr.	R/R	6-0	185	RS	Columbus, Ga. (Columbus)
14	Brooks Fuller	LHP	Sr.	L/L	6-3	210	3L	Auburn, Ala. (Auburn)
16	Cam Hill	IF/LHP	So.	L/L	6-5	214	1L	Madison, Ala. (Bob Jones)
17	Sonny DiChiara	IF	Sr.	R/R	6-1	263	TR	Hoover, Ala. (Samford)
18	Mason Barnett	RHP	Jr.	R/R	6-0	218	2L	Cartersville, Ga. (Cartersville)
19	Brooks Carlson	IF	Gr.	R/R	5-11	192	TR	Mobile, Ala. (Samford)
20	Hayden Mullins	LHP	Jr.	L/L	6-0	194	2L	Gallatin, Tenn. (Hendersonville)
21	Trace Bright	RHP	Jr.	R/R	6-4	199	2L	Montgomery, Ala. (Trinity Presbyterian)
22	Garrett Wade	LHP	R-Jr.	L/L	6-3	199	2L	Hartselle, Ala. (Hartselle)
23	Parker Carlson	RHP	Fr.	R/R	6-1	170	HS	Mobile, Ala. (Faith Academy)
27	Bobby Peirce	OF	R-Jr.	R/R	6-2	181	1L	Scottsdale, Ariz. (South Mountain CC)
28	Nate LaRue	C/RHP	Jr.	R/R	6-3	217	2L	Mobile, Ala. (McGill-Toolen)
29	Carson Skipper	LHP	Sr.	L/L	6-2	211	3L	Trussville, Ala. (Trussville)
31	Mike Bello	OF	Fr.	L/L	6-1	190	HS	Oak Ridge, N.J. (Pope John XXIII)
32	Carson Swilling	RHP	So.	R/R	5-11	196	1L	Smiths Station, Ala. (Smiths Station)
34	Ben Bosse	RHP	Fr.	R/R	6-1	194	HS	Brenham, Texas (Brenham)
37	Mason Land	IF	Jr.	L/R	5-10	173	JC	Cantonment, Fla. (Chattahoochee Valley CC)
40	Blake Burkhalter	RHP	Jr.	R/R	6-0	204	2L	Dothan, Ala. (Northview)
41	John Armstrong	RHP	Fr.	R/R	5-11	200	HS	Marietta, Ga. (Harrison)
43	Chase Isbell	RHP	Jr.	R/R	6-2	198	TR	Springville, Ala. (Samford)
44	Grant Newton	RHP	R-Jr.	R/R	6-4	236	TR	Orange County, Calif. (Santa Ana College)
45	Joseph Gonzalez	RHP	So.	R/R	6-4	230	1L	Humacao, P.R. (Leadership Christian Academy)
46	Chase Allsup	RHP	Fr.	R/R	6-1	220	HS	Dothan, Ala. (Dothan)
47	Tommy Sheehan	LHP	Gr.	L/L	6-0	209	TR	Brielle, N.J. (Notre Dame)
50	Jake Wyandt	C	Gr.	R/R	5-11	195	TR	Laurel, Md. (Presbyterian)
51	Luke Burk	IF	Jr.	R/R	6-0	219	JC	Galena, Mo. (Neosho County CC)
52	Jordan Armstrong	RHP	Sr.	R/R	6-2	184	JC	McDonough, Ga. (Chattahoochee Valley CC)
54	Konner Copeland	LHP	So.	L/L	6-2	189	JC	Mobile, Ala. (Pensacola State CC)
57	Tyler Drabick	RHP	Gr.	R/R	6-2	193	TR	Canton, Ohio (Lipscomb)
72	Brody Moss	IF	Fr.	L/R	5-11	173	HS	Helena, Ala. (Helena)

COACHES & STAFF

30	Butch Thompson	Head Coach
35	Karl Nonemaker	Assistant Coach
39	Gabe Gross	Assistant Coach
15	Tim Hudson	Volunteer Assistant Coach
	Aaron Everett	Director of Player Development
	Greg Drye	Director of Operations
	Chris Joyner	Strength & Conditioning
	Anthony Sandersen	Athletic Trainer
	Jeremy Page	Athletic Trainer Intern

PRONUNCIATION GUIDE

Ben BOSSE.....	BOSSY
Sonny DICHARA	De-SHARE-uh
Ryan DYAL.....	DIAL
Garrett FARQUHAR	FAR-kwar
Cade GRANZOW	Gran-ZO
KASON Howell.....	KAY-son
Chase ISBELL.....	IZ-bull
Ben SCHORR.....	SHORE
Jake WYANDT	Why-ANDT

30 BUTCH THOMPSON HEAD COACH

THE AUBURN SKIPPER

- Eight College World Series appearances / 17 postseason appearances
- 2013 National Runner-up (Mississippi State)
- 2001 National Champion (Birmingham-Southern)
- 2014 Baseball America/ABCA National Assistant Coach of the Year
- 2006 FCA Coach of the Year
- Coached 18 pitchers who went on to pitch in the Major Leagues
- Recruited and coached 33 pitchers who were drafted out of college that weren't drafted out of high school

Butch Thompson enters his seventh season at the helm of the program in 2021, posting a record of 179-142 in his first six seasons. He led the program to the first College World Series appearance in 22 years in 2019 and took the Tigers to three straight regionals for the first time since 2001-03.

Butch Thompson was named Auburn's head baseball coach on October 22, 2015 and enters his seventh season with the Tigers in 2021.

Thompson, who spent three seasons as an assistant coach and recruiting coordinator at Auburn from 2006-08, returned to The Plains after seven seasons at Mississippi State as both associate head coach and pitching coach.

A native of Amory, Miss., Thompson has coached 31 Division I All-Americans and 40 all-conference performers. He has seen 18 of his former pitchers make their Major League Baseball debuts, including 12 since 2014. Thompson has also turned 33 pitchers who went undrafted out of high school into MLB draft picks.

Thompson had three pitchers drafted in the first 11 rounds in 2014 and five pitchers drafted, including three in the top 10 rounds, in 2013. He added a first-round selection in the 2016 draft, a third-round pick in Keegan Thompson in 2017 and the first No. 1 overall pick in program history in Casey Mize in 2018. With Tanner Burns also going as a supplemental first round pick in 2020, Auburn became one of four programs with a pair of pitchers drafted in the first round from 2018-20.

Along with his pitching pedigree, Thompson is also considered one of the top recruiters in the country. Since 2003, he has secured 14 recruiting classes that were ranked in the top 10 by either Baseball America or Perfect Game, including the No. 5 signing class in 2017 and a program record No. 4 class in 2018. His classes signed from 2006-08 at Auburn each ranked in the top 18 nationally, including the No. 5 class in 2008, which included All-American and SEC Player of the Year Hunter Morris.

In 29 years of coaching at the collegiate level, including 20 in the Southeastern Conference, Thompson has coached eight College World Series participants, including leading the Tigers to the program's first trip to the College World Series in 22 years in 2019. Thompson has also coached one national champion and a national runner-up, won nine conference championships and made 17 postseason appearances. He has also served as an assistant under three National Coach of the Year recipients.

Thompson was named the 2006 Fellowship of Christian Athletes SEC Coach of the Year while at Auburn and the 2014 Baseball America and American Baseball Coaches Association (ABCA) National Assistant Coach of the Year while at Mississippi State.

Thompson has returned the Tigers to prominence in five seasons on The Plains as he has guided the team to a 179-142 overall record and took the team to three straight NCAA Tournament appearances for the first time since 2001-03, including back-to-back super regionals for the first time in program history. After advancing to the College World Series in 2019 and a winner-take-all game three in the Gainesville Super Regional in 2018, the Tigers finished those respective seasons ranked as high as No. 8 and No. 9. It marked the third time in program history the team has finished back-to-back seasons in the top 10.

Entering the 2019 postseason as the No. 2 seed in the Atlanta Regional, Auburn became the only program to sweep a regional on the road in each of the last two seasons before also becoming the first team to defeat North Carolina in a Chapel Hill Super Regional in 2019, punching its ticket to Omaha for the first time since 1997.

In seven seasons at MSU, Thompson made four NCAA regional trips, two Super Regionals, won the SEC Tournament and advanced to the College World Series finishing as NCAA runner-up in 2013. In three of his last four seasons in Starkville, the Bulldogs' staff ERA finished no higher than 3.06. Thompson's 2013 pitching staff was one of two nationally to finish in the top 15 in ERA, strikeouts per nine innings and hits allowed per nine innings.



In addition to his experience at Auburn and Mississippi State, Thompson also spent four seasons at Georgia from 2002-05, including a trip to the College World Series in 2004. While there, he guided the development of future Major Leaguers Josh Fields, Mitchell Boggs and Brooks Brown.

Thompson launched his coaching career as pitching coach and top assistant at Huntingdon College (Ala.) in 1993, before returning to his alma mater in Birmingham, where he helped lead the Panthers to back-to-back Southern States Conference Championships and in 1995 coached BSC to its first NAIA World Series berth.

Thompson left BSC briefly to serve as head coach at Jefferson State Community College in Birmingham in 1997. While at JSCC, he was honored as the Regional Tournament Coach of the Year, the ABCA Alabama Junior College Coach of the Year and the Southeast Region Coach of the Year after guiding JSCC to a 39-21 mark, the AJCAA Region 22 State Championship and a third-place finish in the NJCAA Division II World Series.

He returned to Birmingham-Southern as top assistant the following season, beginning a four-year run during the most successful span in BSC baseball history. The Panthers won 196 games and four TranSouth Conference Championships and made three-consecutive appearances in the NAIA World Series. BSC's 2001 team posted a school-best 55-11 mark and captured the NAIA National Championship.

In 2002, Thompson joined the SEC baseball coaching fraternity as a pitching coach and recruiting coordinator at Georgia and has been a part of the league for the past 17 seasons.

Thompson currently serves as the large-school representative for the Alabama Baseball Coaches Association and is an All-American committee member representing the South region for the ABCA.

Thompson prepped at Amory (Miss.) High School and later starred as a pitcher at Itawamba (Miss.) Community College from 1989-90. He is a member of both the ICC Athletic Hall of Fame (Class of 2014) and MACCC Hall of Fame (Class of 2021).

Thompson earned a Bachelor's Degree in History at BSC in 1992 and completed a Master's Degree in Sports Administration at UAB in 1996. He is married to the former Robin Ashe of Birmingham, Ala., and they are the parents of three daughters --- Anna, Olivia and Madelyn Gail.

NATIONAL POLLS

NEWS & NOTES

BASEBALL AMERICA

Apr. 25

1. Tennessee*
2. Oregon State
3. Miami
4. Stanford
5. Virginia
6. Southern Miss
7. TCU
8. Oklahoma State
9. Virginia Tech
10. Arkansas*
11. Gonzaga
12. Louisville
13. Notre Dame
14. UCLA
15. Texas Tech*
16. Georgia
17. Georgia Southern
18. Texas
19. Texas State
20. Maryland
21. **AUBURN**
22. Wofford
23. Texas A&M*
24. Florida State
25. Oregon

D1 BASEBALL

Apr. 25

1. Tennessee*
2. Oregon State
3. Miami
4. Southern Miss
5. Arkansas*
6. Stanford
7. Virginia Tech
8. Oklahoma State
9. Texas Tech*
10. Texas
11. Virginia
12. Gonzaga
13. UCLA
14. Georgia
15. UConn
16. Louisville
17. Texas State
18. Notre Dame
19. **AUBURN**
20. TCU
21. Texas A&M*
22. LSU*
23. Maryland
24. Georgia Southern
25. Wofford

USA TODAY

Apr. 25

1. Tennessee*
2. Oregon State
3. Miami
4. Arkansas*
5. Southern Miss
6. Texas
7. Oklahoma State
8. Virginia
9. Stanford
10. Virginia Tech
11. Georgia
12. Notre Dame
13. Texas Tech*
14. UCLA
15. Gonzaga
16. UConn
17. Louisville
18. Texas State
19. TCU
20. LSU*
21. **AUBURN**
22. Vanderbilt*
23. Maryland
24. Wofford
25. Georgia Southern

SCOUTING THE GAMECOCKS

- Jacksonville State enters the week with an 18-19 overall record and 11-7 mark in ASUN Conference play.
- The Gamecocks have won five of the last seven games, coming off back-to-back series wins against Bellarmine and Lipscomb and a midweek win against Samford.
- Offensively, Jacksonville State is hitting .250 as a team, led by outfielder T.J. Reeves' .368 clip.
- On the mound, the Gamecocks have turned in a 4.98 staff ERA and 1.57 WHIP with 310 strikeouts in 328.2 innings.

WWWWWWIN STREAK

- Auburn enters the week having won six straight games and 11 of the last 14 dating back to the series finale at LSU.
- The six-game winning streak is the team's second longest this season, having won seven straight games from Mar. 1-9.
- The Tigers are hitting .298 and have turned in a 1.96 staff ERA during the win streak.

ROAD WARRIORS

- Auburn is 10-5 in games played away from Plainsman Park this season, including 6-4 in true road games.
- The 10 wins away from home match last season's total.

MIDWEEK SUCCESS

- Auburn is 9-1 in midweek games this season and has outscored the opponent 91-40.
- The Tigers are hitting .319 and scoring 9.1 runs per game while turning in a 3.16 staff ERA in midweek contests.

AUBURN IN THE RANKINGS

- Auburn is ranked in all six major polls for the third straight week, checking in as high as No. 17 (Collegiate Baseball) and as low as No. 21 (Baseball America/Coaches).

ONE-RUN AFFAIRS

- After going 6-11 in one-run games last year, Auburn has already surpassed its one-run win total from a season ago, going 8-4 in one-run games this season with its most recent win coming against Alabama State last Tuesday.

COMEBACK KIDS

- Auburn's win in the middle game against South Carolina marked the team's 15th win in a game in which the team has trailed this season.
- The six-run comeback win against South Alabama on Mar. 22 was the team's largest since coming back from a seven-run deficit against Florida A&M on Feb. 22, 2017.

SEC SUCCESS STARTED A SEASON AGO

- Dating back to the final four series of 2021, Auburn has won seven of its last 10 conference series and is 18-12 during the stretch.
- The 30-game stretch is the best stretch in SEC play since going 20-10 and winning the SEC West title during the 2010 conference season.
- It marks the first time Auburn has won seven of 10 SEC series since 2017.
- The Tigers are four games over .500 in SEC play for the first time since 2019, when the team started 4-0 and was 7-3 through 10 games.

NCBWA

Apr. 25

1. Tennessee*
2. Oregon State
3. Miami
4. Southern Miss
5. Stanford
6. Arkansas*
7. Texas
8. Oklahoma State
9. Virginia Tech
10. Virginia
11. Texas Tech*
12. UCLA
13. UConn
14. Gonzaga
15. Georgia
16. Notre Dame
17. Louisville
18. TCU
19. **AUBURN**
20. Texas State
21. Maryland
22. Vanderbilt*
23. LSU*
24. Georgia Southern
25. Oregon

PERFECT GAME

Apr. 25

1. Tennessee*
2. Oregon State
3. Southern Miss
4. Miami
5. Virginia Tech
6. TCU
7. UConn
8. Texas
9. Gonzaga
10. Oklahoma State
11. Arkansas*
12. Notre Dame
13. Virginia
14. Stanford
15. Texas Tech*
16. UCLA
17. Oregon
18. Vanderbilt*
19. **AUBURN**
20. Florida State
21. Louisville
22. LSU*
23. Georgia
24. Georgia Southern
25. Grand Canyon

COLLEGIATE BASEBALL

Apr. 25

1. Tennessee*
2. Miami
3. Arkansas*
4. Stanford
5. Oregon State
6. Vanderbilt*
7. Texas State
8. Southern Miss
9. Oklahoma State
10. Louisville
11. Arizona
12. UCLA
13. U.C. Santa Barbara
14. UConn
15. Notre Dame
16. Virginia
17. **AUBURN**
18. TCU
19. Central Michigan
20. Texas
21. Oregon
22. Georgia
23. Texas A&M*
24. Rutgers
25. Maryland

AUBURN IN THE POLLS

BA D1 CB NC PG USA

Pre.	NR	NR	NR	NR	NR	NR
2/21	NR	NR	NR	NR	NR	NR
2/28	NR	NR	NR	NR	NR	NR
3/7	NR	NR	NR	NR	NR	NR
3/14	NR	NR	NR	NR	NR	NR
3/21	NR	NR	NR	NR	NR	NR

BA D1 CB NC PG USA

3/28	NR	NR	NR	NR	NR	NR
4/4	25	NR	18	NR	NR	NR
4/11	17	17	14	23	19	22
4/18	23	19	21	25	25	22
4/25	21	19	17	19	19	21

BARNETT ON THE BUMP

- Junior Mason Barnett makes his fourth straight midweek start and seventh midweek start of the season Tuesday.
- Barnett is 1-0 with a 1.93 ERA and 19 strikeouts to six walks in 14.0 innings in his last three midweek starts.
- The right-hander is 2-0 with a 3.28 ERA and 33 strikeouts to nine walks in 24.2 innings in all six of his midweek starts.

GONZO GIVES US ANOTHER GEM

- After turning in 7.0 scoreless innings vs. South Carolina Sunday, Joseph Gonzalez has turned in four straight quality starts in SEC play, becoming the first Auburn pitcher to do so since Casey Mize in 2018.
- He is the first Auburn pitcher to win four straight SEC starts since Keegan Thompson did so in 2015.
- The righty has not issued a walk and has turned in a 1.13 ERA in his last three outings.
- Gonzalez ranks second in the league and 18th in the NCAA with a 1.71 ERA this season.
- He is third in the league with a 1.80 ERA in conference play.

CLOSING TIME

- Blake Burkhalter and Carson Skipperwent 2-0 with three saves and didn't allow a run with no walks and 18 strikeouts in a combined eight appearances and 11.0 innings last week.
- After each appearing in all three games over the weekend and in four of five games last week, the duo is a combined 8-1 with a 2.94 ERA and 82 strikeouts to 13 walks in 67.1 innings and 35 appearances.
- Burkhalter leads the SEC and is fourth in the NCAA with 11 saves this season, tied for the sixth most in program history.
- He became the first Auburn pitcher in program history and first pitcher from the SEC since 2017 to record three saves in a series.

DICHIARA STAYS DIALED IN

- A Golden Spikes Award Midseason Watch List honoree and D1 Baseball Midseason First Team All-American, Sonny DiChiara leads the country in on-base percentage average (.447) and (.595) and is third in slugging (.862).
- DiChiara has reached base in all 37 games this season and in 39 straight games dating back to the final two games of last season.
- He has reached multiple times in 34 of 37 games this year, including 17 of 18 in SEC play and has reached at least three times on 23 occasions this season, including six straight.

RAMBUSCH RAKES

- Blake Rambusch, who ranked 11th in the NJCAA with a .444 average a season ago, leads the SEC and is 11th in the NCAA with 65 hits.
- Rambusch has a hit in 35 of 41 games this season and leads the team with 21 multi-hit games, including 15 of the last 25 contests.

- The redshirt junior has reached base in 98 of the last 99 games dating back to the final 13 games of his freshman season at Grayson, including 39 straight games this season.
- He capped off the South Carolina series with his second four-hit effort in SEC play.

CARLSON'S COMING ON STRONG

- Graduate transfer Brooks Carlson has multiple hits in four of the last eight games and is hitting .333 during the span.
- Carlson matched a season high with three hits and drove in two runs in Saturday's series-clinching win against South Carolina.

NCAA ACTIVE RANKS

- DiChiara leads Auburn with 12 homers this season and is third among active players with 53 career home runs.
- Carlson is fifth among active players with 267 career hits. He also ranks top 10 in runs (173) doubles (53) and total bases (412).

LIKE FATHER, LIKE SON

- Senior infielder Brody Moore is the son of former Auburn and All-SEC shortstop Brandon Moore (1991-94).
- After wearing No. 19 and playing second base/utility in his first three seasons on the Plains, Brody has a new number and position in 2022 - No. 4 and shortstop - just like his dad.
- Brandon hit .332 in four years and 242 games in an Auburn uniform. Brody, who collected his 100th career hit against Middle Tennessee, is a .294 hitter in parts of four seasons and 119 games, including 107 starts.

BOBBY'S STARTING TO BRING IT

- Since being inserted into the starting lineup in the middle game at LSU, Bobby Peirce is third on the team with a .327 average.
- He is riding a five-game hitting streak and hit the go-ahead homer in the seventh inning of Friday's win against South Carolina.
- Peirce is fourth on the team with a .308 average in SEC play.

SELLOUT CROWDS

- Auburn has sold out four games at Plainsman Park this season, and the total attendance of 11,817 in three games against Vanderbilt registered as the fourth largest all-time.
- The sellout in the series finale vs. Ole Miss marked the first since Feb. 16, 2019.
- The midweek sellout against Jacksonville State on Mar. 29 was the first midweek sellout in program history.

200-WIN PLATEAU

- Head coach Butch Thompson won his 200th game in an Auburn uniform in a 5-1 win in the series opener against Vanderbilt on Apr. 8.
- Thompson is the third Auburn coach to amass 200 wins, joining Baird (634) and Nix (515).

CELEBRATING SILVER

- Auburn is celebrating the 25-year anniversary of the 1997 team's run to the College World Series this season.
- The Tigers welcomed back members of the team to Plainsman Park for alumni weekend and a pregame recognition last weekend.

TWENTY-SIX YEARS IN THE MAKING

- Volunteer assistant and pitching coach Tim Hudson, who began his time on the Plains as a player in the fall of 1995, earned his degree in interdisciplinary studies with an emphasis on health promotion and philanthropy studies on Dec. 11, 2021.

BIG SHOES TO FILL

- Auburn entered the 2022 season forced to replace its top three hitters and five everyday starters from a year ago in shortstop Ryan Bliss, third baseman Rankin Woley, first baseman Tyler Miller and outfielders Steven Williams and Judd Ward.
- The quintet combined to hit .296 with 192 runs, 50 doubles, 58 home runs and 191 RBI.

MLB SUCCESS ON STAFF

- Auburn's coaching staff has 54 years of experience in professional baseball, including 32 years in the MLB between pitching coach Tim Hudson (17 years), hitting coach Gabe Gross (seven years), strength coach Chris Joyner (eight years).
- Other members of the coaching and support staff with professional experience include assistant coach Karl Nonemaker, director of player development Aaron Everett and athletic trainer Anthony Sandersen.

AUBURN IN THE NATIONAL AND SEC RANKINGS

(as of Apr. 25)

TEAM	TOTAL	NCAA	SEC
Sacrifice flies	24	12	1
Fielding percentage	.979	13	5
Shutouts	4	14	3
Double plays	35	16	1
K/9.0 IP	10.4	21	7
Hits	421	25	1
21 TRACE BRIGHT	TOTAL	NCAA	SEC
Starts	10	19	1
40 B. BURKHALTER	TOTAL	NCAA	SEC
Saves	11	4	1
17 SONNY DICHIARA	TOTAL	NCAA	SEC
AVG	.447	1	1
OBP	.595	1	1
BB/game	1.14	1	1
Walks	42	2	1
SLG	.862	3	1
45 JOSEPH GONZALEZ	TOTAL	NCAA	SEC
ERA	1.71	18	2
BB/9.0 IP	1.33	22	4
1 BLAKE RAMBUSCH	TOTAL	NCAA	SEC
Hits	65	11	1

THE LAST TIME...

BATTING SUPERLATIVES

5 hits in a game Anfernee Grier at Kennesaw St. [5-for-6] (4/12/16)
 6 hits in a game Tyler Johnstone vs. Elon [6-for-7, 2B, 3B] (2/25/05)

Reached base 6 times Bryson Ware vs. Alabama A&M [3-5, 3 BB] (2/24/21)

4 runs in a game
 5 runs in a game **Mike Bello at Texas A&M (3/27/22)**
 6 runs in a game Rankin Woley vs. #18 Boston College (3/6/21)
 Bryson Ware vs. Alabama A&M (2/24/21)

10-game hitting streak Rankin Woley, 12 games (2/28-3/21/21)
15-game hitting streak **Blake Rambusch, 17 games (3/5-4/1/22)**
 20-game hitting streak A. Grier, 22 games, (5/31/15-3/22/16)
 25-game hitting streak Justin Fradejas, 27 games (3/23-5/7/10)
 30-game hitting streak Casey Dunn, 31 games (2/22 [G1]-4/15/97)

3 doubles in a game Ryan Bliss vs. LSU (5/6/21)
 4 doubles in a game Ken Dempsey vs. Georgia (1971)

2 triples in a game Jay Gonzalez vs. Alabama State (2/28/12)
 3 triples in a game never

2 home runs in one game **Sonny DiChiara vs. #12 Vanderbilt (4/10/22)**
 3 home runs in one game Tony Caldwell at Kentucky (4/9/11)

7 RBI in a game Brody Moore vs. Alabama A&M (2/24/21)
 8 RBI in a game Justin Bryant at Georgia (3/19/10)
 9 RBI in a game Hunter Morris at Georgia (3/21/10)
 10 RBI in a game Bob Berry vs. Huntington (4/15/82)

Grand slam home run **Ryan Dyal vs. Rhode Island (3/6/22)**
 Inside-the-park home run Kason Howell at Alabama (4/15/21)
 HR to begin game Ryan Bliss vs. #11 Ole Miss (5/25/21)
 Two HR in one inning Dan Glevenyak at Jacksonville State (8th) (5/7/13)
 HR in consecutive at-bats Steven Williams vs. Texas A&M (5/15/21)
 HR in three consecutive at-bats Edouard Julien vs. Alabama A&M/at UCF (2/20-22/19)
HR in consecutive games **Sonny DiChiara vs. #12 Vanderbilt (3/9-10/22)**
HR in three consecutive games **Sonny DiChiara vs. Troy & Yale (2/23-26/22)**
 HR in three consecutive SEC games Trent Mummy (4/17-23/10)
 HR in four consecutive games Joseph Sanders (5/10-15/08)
 HR in four consecutive SEC games Mike Bianucci (5/2-9/08)
 HR in five consecutive games Tim Lemons (4/6-10/85)
Walk-off HR **Kason Howell vs. Yale (G1 - 2/26/22)**
 Pinch-hit HR Cam Hill vs. Kentucky (3/26/21)
 Pinch-hit grand slam Edouard Julien vs. BYU (G1 - 3/3/18)
 HR in first at-bat of season Steven Williams vs. Longwood (2/17/18)
 HR in both games of DH Dylan Ingram at #7 Mississippi St. (4/29/17)

Hit for the cycle Judd Ward [3B, 1B, HR, 2B] vs. Illinois-Chicago (G1 - 2/15/20)

Hit from both sides of plate in same inning Damon Haecker [5th inn.] vs. Jacksonville St. (3/15/17)
Two hits in same inning **Cam Hill [2B, 1B] vs. Rhode Island [1st] (G2 - 3/5/22)**

Stole home **Josh Hall vs. Kansas State (2/20/22)**
Stole two bases in a game **Blake Rambusch vs. Rhode Island (G1 - 3/5/22)**
 Stole three bases in a game Anfernee Grier vs. Southern (2/26/16)

Hit by a pitch 2 times in a game **Ryan Dyal vs. UAB (3/2/22)**
 Hit by a pitch 3+ times in a game Dan Glevenyak at Alabama (4) (4/11/14)

Scored 20 or more runs 20 vs. Wright State (2/29/20)
 Scored 25 or more runs 25 vs. Longwood (2/17/18)
 Scored 30 or more runs 33 vs. Alabama A&M (2/24/21)

Scored 5 runs in an Inning **5, vs. South Alabama (5th) (3/22/22)**
Scored 6 runs in an Inning **6, vs. Kennesaw State (3rd) (4/20/22)**
Scored 7 runs in an Inning **7, vs. South Alabama (4th) (3/22/22)**
 Scored 8 runs in an Inning 8, at UAB (5th) (3/19/19)
Scored 9 runs in an Inning **9, vs. Rhode Island (1st) (G1 - 3/5/22)**
 Scored 10+ runs in an Inning 14, vs. Alabama A&M (4th) (2/24/21)
 Recorded 10+ hits in an Inning 11, vs. Furman (5th) (2/12/00)
 Scored in every inning vs. Coppin State (3/18/14)

Recorded 15-19 hits **15, vs. Kennesaw State (4/20/22)**
 Recorded 20 or more hits 27, vs. Alabama A&M (2/24/21)

Hit 3 or more home runs in an inning 3, vs. Northeastern (6th) (G1 - 3/10/18)
Hit 3 or more home runs in a game **3, vs. South Carolina (4/22/22)**
 Hit 5 or more home runs in a game 6, vs. Texas A&M (5/15/21)
 Hit 7 or more home runs in a game 7, vs. Mississippi State (5/8/10)
 Hit back-to-back home runs R. Woley & S. Williams vs. Samford (3rd) (4/20/21)
 Hit back-to-back-to-back home runs R. Bliss, T. Miller & R. Woley vs. Texas A&M (1st) (5/15/21)

Had 5 doubles **5, vs. Yale (2/25/22)**
 Had 6 doubles 6, vs. Jacksonville State (4/21/21)
 Had 7 doubles 7, vs. Chicago State (3/8/20)
 Had 8 doubles 8, vs. BYU (G1 - 3/3/18)
 Had 9+ doubles 11, vs. Alabama A&M (2/24/21)

Stole 5 bases in a game 5, vs. Bethune-Cookman (5/6/14)
 Stole 6 bases in a game 6, vs. #21 Tennessee (3/17/19)
 Stole 7 bases in a game 7, vs. Presbyterian (5/8/12)
 Stole 8 bases in a game 8, vs. Alcorn State (2/22/12)

Walked 10+ times **12, vs. #1 Ole Miss (3/18/22)**
 Did not strike out in a game vs. Belmont (3/11/12)

PITCHING SUPERLATIVES

INDIVIDUAL
 Nine-inning no-hitter Casey Mize vs. Northeastern (3/9/18)
 Nine-inning no-hitter (combined) Mike Mueller [2.0], Lee Carter [1.0], Brandon Channell [1.0], Reid Price [1.0], Andrew Skinner [1.0], Arnold Hughey [1.0], Ken Clayton [1.0], Cory Duettt [0.2], Sean Jones [0.1] vs. UAB (3/19/02)

Seven-inning no-hitter Jason Johnson vs. LaGrange College (4/30/91)

Nine-inning perfect game Eric Brandon vs. Murray State (3/2/02)
 Seven-inning perfect game Jason Johnson vs. LaGrange College (4/30/91)

Nine-inning one-hitter (individual) Keegan Thompson vs. Presbyterian (3/1/14)
 Nine-inning one-hitter (combined) Tanner Burns [7.0], Cody Greenhill [2.0] vs. Chicago State (3/6/20)

Five-inning one-hitter Kevin Davis [3.2], Jacob Milliman [1.1], vs. Radford (2/22/15)

Nine-inning two-hitter Tanner Burns [9.0] vs. Cincinnati (3/1/19)

Complete game **Joseph Gonzalez vs. #12 Vanderbilt (4/10/22)**
 Complete game shutout Jack Owen vs. UTSA (3/9/19)
 Consecutive complete games K. Thompson vs. Arkansas & LSU (4/4 & 4/11/15)

Struck out 10 batters 10 by Tanner Burns vs. Chicago State (3/6/20)
Struck out 11 batters **11 by Jordan Armstrong vs. Yale (2/25/22)**
 Struck out 12 batters 12 by Casey Mize at Kentucky (3/23/18)
 Struck out 13 batters 13 by Casey Mize vs. Texas A&M (3/16/18)
 Struck out 15 batters 15 by Tanner Burns vs. Cincinnati (3/1/19)

TEAM
Struck out 15+ batters **16, Barnett [8], Skipper [5], Burkhalter [5] vs. Ala. State (4/19/22)**
 Struck out 20+ batters 20, Fuller [4], Watson [4], Anderson [3], Greenhill [4], Skipper [3], Wade [2] vs. #9 Arkansas (4/5/19)

Struck out 15 batters consecutive games vs. Ga State, at Missouri (4/5-7/16)
Shut out an opponent **12-0 vs. South Carolina (4/24/22)**
Consecutive shutouts **16-0 / 12-0 [7] vs. Rhode Island (3/5/22)**
 Three straight shutouts 2-0 vs. UT Martin / 6-0 vs. UTSA / 5-0 vs. UTSA (3/6-9/19)
Shut out an SEC opponent **2-0 vs. South Carolina (4/24/22)**
 Shut out an SEC opponent on the road 3-0 at Missouri (5/21/21)
 Consecutive SEC shutouts 5-0 and 4-0 at Miss. State (3/27-28/15)
 Consecutive SEC shutouts on the road 5-0 and 4-0 at Miss. State (3/27-28/15)
Was shut out **3-0 vs. Oklahoma (2/18/22)**
 Was held to one hit vs. #24 Missouri (4/1/18)
 Was no hit vs. #13 Arkansas (5/25/17)

FIELDING SUPERLATIVES
2 errors in a game **Jake Wyandt vs. #1 Ole Miss (3/17/22)**
 3 errors in a game Luke Jarvis vs. Presbyterian (3/11/17)
 4 errors in a game Brett Burnham at Alabama (4/5/00)

3 double plays turned in a game **vs. South Carolina (4/23/22)**
 4 double plays turned in a game at #1 Arkansas (4/3/21)
 5 double plays turned in a game never

Triple play (Auburn) vs. Memphis (5/22/78)
 Triple play (Opponent) at Florida [4th] (3/15/08)

Threw a runner out at HP to end game **Bryson Ware at Mississippi State (4/17/22)**

MISC. SUPERLATIVES
 Won 10 or more consecutive games 15 (2/24-3/22/19)
 Won 15 or more consecutive games 15 (2/24-3/22/19)
 Won 8 or more consecutive SEC games 9 (4/1-21/95)
 Lost 5 or more consecutive games 5 (4/2-11/21)

Home winning streak 21 (1964-66)
 Road winning streak 14 (1967/1995)
 Season-opening winning streak 17 (2/7-3/5/97)

Extra-innings victory **6-5, vs. Alabama State [10 inn] (4/19/22)**
Extra-innings loss **4-5, at Texas A&M [11 inn] (3/26/22)**

Swept a 3-game series vs. Presbyterian (2/19-21/21)
 Swept a road series at Alabama (4/20-21/18)
 Swept a road SEC series at Alabama (4/20-21/18)
Swept a SEC series **vs. South Carolina (4/22-24/22)**
Swept a 4-game series **Rhode Island (3/4-6/22)**
Swept a doubleheader **Rhode Island (3/5/22)**

Allowed 3 runs or fewer in a three-game series 2, vs. Chicago State (3/6-8/20)
Allowed 3 runs or fewer in a four-game series **3, vs. Rhode Island (3/4-6/22)**
 Allowed 3 runs or fewer in a SEC series 3, vs. Miss. State (3/27-29/15)
 Allowed 4 runs or fewer in a series 3, vs. UTSA (3/8-9/19)
 Allowed 4 runs or fewer in a SEC series 4, vs. Georgia (4/23-25/15)
 Allowed 3 runs or fewer in a road series 3, vs. Miss. State (3/27-29/15)
 Allowed 3 runs or fewer in a SEC road series 3, vs. Miss. State (3/27-29/15)

Overcome a deficit of 7+ runs 7 runs, [7-0, 12-8] vs. Florida A&M (2/22/17)

Won a 1-0 game vs. Mercer (5/30/15) [NCAA Regional]
 Lost a 1-0 game vs. Ohio State (2/15/14)

Walk-off win **vs. Alabama State [10 inn.] (4/19/22)**
Walk-off loss **at Mississippi State [9 inn.] (4/14/22)**

HITTER PROFILES

31 • MIKE BELLO OF

- 6-1 • 190 • FR • Oak Ridge, N.J. • Pope John XXIII
- Robbed a two-run HR to preserve a 2-0 lead in the 6th inning of the series finale vs. USC (4/24)
 - Hit his first career homer in game two at A&M (3/26)
 - Drove in the game-winning run vs. S. Alabama (3/22)
 - Went 3-for-3 and reached base 5x in his first start

CAREER STATISTICS

YEAR	AVG	GP-GS	AB	R	H	2B	3B	HR	RBI	SB-A
2022	.242	29-18	66	13	16	3	0	1	8	1-1

SEASON HIGHS

AB: 5, two times
R: 4, two times
H: 3, vs. Ole Miss (3/18)
2B: 1, three times
HR: 1, at Texas A&M (3/26)
RBI: 2, two times

CAREER HIGHS

5, two times
 4, two times
 3, vs. Ole Miss (3/18/22)
 1, three times
 1, at Texas A&M (3/26/22)
 2, two times

51 • LUKE BURK IF

6-0 • 219 • JR • Galena, Mo. • Neosho County CC

CAREER STATISTICS

YEAR	AVG	GP-GS	AB	R	H	2B	3B	HR	RBI	SB-A
2020*	.460	17-/	50	14	23	4	0	3	13	3-4
2021*	.270	39-/	126	31	34	6	0	5	22	0-1
2022	.125	11-0	8	1	1	0	0	0	0	0-0
TOTAL	.315	67-0	184	46	58	10	0	8	35	3-5

SEASON HIGHS

AB: 2, two times
R: 1, vs. UAB (3/2)
H: 1, vs. UAB (3/2)
2B: --
HR: --
RBI: --

CAREER HIGHS

6, at Allen County (3/7/20)
 3, four times
 4, vs. Allen County (3/5/20)
 2, vs. Ottawa (3/1/20)
 1, eight times
 3, five times

19 • BROOKS CARLSON IF

5-11 • 192 • GR • Mobile, Ala. • Samford

- Matched a season high with 3 hits Sat. vs. USC (4/23)
- Hit a two-run HR last Wednesday vs. KSU (4/20)
- Hit a pinch-hit, go-ahead 2B in the 8th at MSU (4/16)
- Hit a game-tying, two-run double with two strikes and two outs in the top of the 9th at Texas A&M (3/25)
- Ranks 5th among active NCAA players in career hits

CAREER STATISTICS

YEAR	AVG	GP-GS	AB	R	H	2B	3B	HR	RBI	SB-A
2018*	.343	62-61	230	48	79	16	1	10	47	1-3
2019*	.345	59-59	226	47	78	17	2	6	41	0-1
2020*	.500	15-15	50	18	25	4	0	3	19	0-1
2021*	.301	50-49	186	38	56	13	1	6	37	2-2
2022	.302	29-22	96	22	29	3	0	3	18	0-0
TOTAL	.339	215-205	788	173	267	53	4	28	162	3-7

SEASON HIGHS

AB: 6, vs. Alabama St. (4/19)
R: 3, vs. Rhode Island (3/5)
H: 3, two times
2B: 1, three times
HR: 1, three times
RBI: 4, vs. Kennesaw St. (4/20)

CAREER HIGHS

6, four times
 3, eight times
 4, four times
 2, five times
 1, 28 times
 7, at VMI (5/7/21)

17 • SONNY DICHIARA IF

6-1 • 263 • SR • Hoover, Ala. • Samford

- Tabbed First-Team Midseason All-America by D1 and named to the Golden Spikes Midseason Watch List
- Reached base multiple times in 34 of 37 games, including three or more times in 23 games
- Has reached base 103 times through 37 games
- Leads the NCAA in AVG (.447) and OBP (.595) and is 3rd in SLG (.862)
- Ranks 3rd among active players in career HR
- Rated by D1 Baseball as the No. 2 first baseman

CAREER STATISTICS

YEAR	AVG	GP-GS	AB	R	H	2B	3B	HR	RBI	SB-A
2019*	.293	55-55	198	40	58	7	0	21	55	0-0
2020*	.328	15-15	61	9	20	3	0	2	21	0-0
2021*	.273	56-56	194	44	53	9	0	18	46	0-0
2022	.447	37-37	123	35	55	15	0	12	38	0-0
TOTAL	.323	163-163	576	128	186	34	0	53	160	0-0

SEASON HIGHS

AB: 5, five times
R: 3, four times
H: 4, at LSU (4/2)
2B: 2, two times
HR: 2, vs. Vandy (4/10)
RBI: 5, vs. Vandy (4/10)

CAREER HIGHS

6, two times
 3, five times
 4, two times
 2, two times
 2, nine times
 6, at Wofford (4/26/21)

6 • RYAN DYAL C

5-10 • 197 • R-SO • Senoia, Ga. • East Coweta

- Named a Collegiate Baseball National Player of the Week after leading the league with 12 RBI from Mar. 1-6
- Became the first AU player with multiple outfield assists in same inning since 1996

CAREER STATISTICS

YEAR	AVG	GP-GS	AB	R	H	2B	3B	HR	RBI	SB-A
2021	.200	31-22	70	18	14	2	0	3	7	1-1
2022	.227	28-27	88	23	20	4	0	4	26	0-0
TOTAL	.215	59-49	158	41	34	6	0	7	33	0-0

SEASON HIGHS

AB: 5, two times
R: 3, vs. Troy (2/23)
H: 2, six times
2B: 1, four times
HR: 1, four times
RBI: 4, vs. Rhode Island (3/6)

CAREER HIGHS

5, four times
 3, two times
 2, seven times
 1, two times
 1, seven times
 4, vs. Rhode Island (3/6/22)

11 • GARRETT FARQUHAR IF

5-11 • 187 • 5th • Hoover, Ala. • Shelton State

CAREER STATISTICS

YEAR	AVG	GP-GS	AB	R	H	2B	3B	HR	RBI	SB-A
2018*	.331	52-/	175	39	58	8	2	1	32	10-13
2019*	.363	55-/	168	54	61	11	2	2	31	14-16
2020	.263	13-10	38	15	10	2	0	0	10	1-1
2021	.375	20-5	32	8	12	4	0	0	7	1-1
2022	.217	27-11	46	12	10	1	0	2	8	0-0
AU	.276	60-26	116	35	32	7	0	2	25	2-2
TOTAL	.329	167-26	459	128	151	26	4	5	88	26-31

SEASON HIGHS

AB: 6, vs. UAB (3/2)
R: 2, three times
H: 1, two times
2B: 1, vs. UAB (3/2)
HR: 1, two times
RBI: 2, three times

CAREER HIGHS

6, vs. UAB (3/2/22)
 4, two times
 3, seven times
 2, two times
 1, four times
 4, two times

7 • COLE FOSTER IF

6-1 • 190 • SO • Plano, Texas • Plano Senior

- Hitting .314 with 5 HR in 14 SEC games
- Went 2-for-4 with 2 R and a HR in game two vs. USC
- Went 3-for-4 with a HR in game one at MSU (4/14)
- Returned to the lineup at A&M and went 5-for-10 with 2 HR in two games in his home state

CAREER STATISTICS

YEAR	AVG	GP-GS	AB	R	H	2B	3B	HR	RBI	SB-A
2021	.292	15-4	24	5	7	3	0	0	1	0-0
2022	.256	35-34	117	24	30	4	0	6	26	0-1
TOTAL	.262	50-38	141	29	37	7	0	6	27	0-1

SEASON HIGHS

AB: 5, six times
R: 3, at MSU (4/14)
H: 3, two times
2B: 1, four times
HR: 1, five times
RBI: 4, vs. Alabama State (3/1)

CAREER HIGHS

5, six times
 3, two times
 3, two times
 1, seven times
 1, five times
 4, vs. Alabama State (3/1/22)

16 • CAM HILL IF/LHP

6-5 • 214 • SO • Madison, Ala • Bob Jones

- Has a hit in six straight games, going 8-for-20
- Started at DH and went 2-for-4 with a RBI in game three at MSU (4/16)
- Drove in a pair of runs to start the five-run 6th inning in the series opener at LSU (3/31)

CAREER STATISTICS

YEAR	AVG	GP-GS	AB	R	H	2B	3B	HR	RBI	SB-A
2021	.270	35-30	111	19	30	6	1	5	22	0-0
2022	.308	27-20	78	12	24	7	0	0	15	0-1
TOTAL	.286	62-50	189	31	54	13	1	5	37	0-1

SEASON HIGHS

AB: 5, three times
R: 3, vs. Alabama State (3/1)
H: 3, vs. Alabama State (3/1)
2B: 1, seven times
HR: --
RBI: 2, three times

CAREER HIGHS

5, five times
 4, at Missouri (5/20/21)
 3, four times
 2, vs. Texas A&M (5/16/21)
 1, five times
 4, vs. Boston College (3/6/21)

5 • RYAN HOWELL OF

6-0 • 180 • SR • Argyle, Texas • Liberty Christian

- It T-9th in the SEC with 51 hits, eight shy of career best
- Leads the team with seven three-hit games, matching a career best in the category
- Has started in CF in 89 straight games dating back to last season

CAREER STATISTICS

YEAR	AVG	GP-GS	AB	R	H	2B	3B	HR	RBI	SB-A
2019	.262	63-63	225	31	59	10	0	0	28	14-16
2020	.359	11-10	39	8	14	7	0	0	6	0-0
2021	.260	52-51	177	29	46	12	0	8	30	8-13
2022	.315	41-41	162	35	51	14	2	2	26	8-9
TOTAL	.282	167-165	603	103	170	43	2	10	90	30-38

SEASON HIGHS

AB: 6, two times
R: 3, vs. Kennesaw St. (4/20)
H: 3, seven times
2B: 2, two times
HR: 1, two times
RBI: 3, vs. Ole Miss (3/18)

CAREER HIGHS

6, five times
 3, four times
 3, 12 times
 2, three times
 2, two times
 5, at Missouri (5/20/21)

37 • MASON LAND IF

5-10 • 173 • JR • Cantonment, Fla. • Chatt Valley

- Made his first career start in LF vs. Jax State (3/29)

CAREER STATISTICS

YEAR	AVG	GP-GS	AB	R	H	2B	3B	HR	RBI	SB-A
2020*	.250	3-1	4	2	1	0	0	0	0	0-0
2021*	.367	51-/	166	58	61	10	1	7	43	4-4
2022	.188	17-1	16	2	3	0	0	0	1	0-0
TOTAL	.351	71-2	186	62	65	10	1	7	44	4-4

SEASON HIGHS

AB: 3, vs. Jax State (3/29)
R: 1, two times
H: 1, three times
2B: --
HR: --
RBI: 1, at Texas A&M (3/27)

CAREER HIGHS

5, four times
 4, two times
 4, two times
 2, vs. Snead State (5/9/21)
 2, vs. Wallace-Dothan (4/29/21)
 5, at Lurleen B. Wallace (4/7/21)

28 • NATE LARUE RHP/C

6-3 • 217 • JR • Mobile, Ala. • McGill-Tooless

- Has started 15 straight SEC games behind the plate
- Went 5-for-9 with 1 2B, 1 HR, 6 RBI and three game-winning hits in four games last week
- Is second on the team with 14 RBI and third with four HR in SEC Play

CAREER STATISTICS

YEAR	AVG	GP-GS	AB	R	H	2B	3B	HR	RBI	SB-A
2020	.294	8-3	17	6	5	1	0	0	2	0-0
2021	.219	16-10	32	8	7	2	0	2	5	0-0
2022	.219	28-19	73	13	16	3	0	4	20	2-2
TOTAL	.230	52-32	122	27	28	6	0	6	27	2-2

SEASON HIGHS

AB: 5, two times
R: 2, at Texas A&M (3/27)
H: 3, at Texas A&M (3/27)
2B: 1, three times
HR: 1, four times
RBI: 5, at Texas A&M (3/27)



27 • BOBBY PEIRCE OF

6-2 • 181 • R-JR • Scottsdale, Ariz. • S. Mountain

- Is 4th on the team with a .308 AVG in SEC play
Hit a go-ahead HR in the 7th inning Friday vs. USC
Matched a season and career best with three hits in game three at MSU (4/16)
Hit his first career HR in the 8th vs. Samford (4/12)
Made his 1st start in RF at LSU and went 2-for-4 (4/1)

CAREER STATISTICS

Table with columns: YEAR, AVG, GP-GS, AB, R, H, 2B, 3B, HR, RBI, SB-A

SEASON HIGHS

AB: 5, two times
R: 2, vs. Alabama St. (4/19)
H: 3, two times
2B: 1, two times
HR: 1, two times
RBI: 3, vs. Kennesaw St. (4/20)

CAREER HIGHS

5, 12 times
3, vs. Alabama A&M (2/24/21)
3, six times
1, 12 times
1, 10 times
4, vs. Paradise Valley (2/26/19)

1 • BLAKE RAMBUSCH IF

5-9 • 175 • R-JR • Austin, Texas • Grayson

- Matched a season high with four hits Sunday vs. USC
Leads the league in hits overall (65) and in SEC play (32)
Is second to DiChiara in hitting in league play (.416)
Reached base in 98 of the last 99 games dating back to the final 13 games of 2019, including 39 straight
Rated by D1 Baseball as the No. 9 third baseman

CAREER STATISTICS

Table with columns: YEAR, AVG, GP-GS, AB, R, H, 2B, 3B, HR, RBI, SB-A

SEASON HIGHS

AB: 6, two times
R: 4, vs. Kansas State (2/20)
H: 4, two times
2B: 2, vs. Ole Miss (3/18)
HR: 1, two times
RBI: 4, vs. Ole Miss (3/18)

CAREER HIGHS

7, at McLennan (3/18/21)
4, four times
4, six times
3, vs. W. OK State (3/6/21)
1, nine times
4, three times

8 • BRYSON WARE OF

6-2 • 193 • JR • Madison, Miss. • Pearl River

- Threw out the tying run at the plate to end the game in the series finale at MSU (4/16)
Is the first AU player with multiple 6+ RBI games in the same season since Tony Caldwell in 2011

CAREER STATISTICS

Table with columns: YEAR, AVG, GP-GS, AB, R, H, 2B, 3B, HR, RBI, SB-A

SEASON HIGHS

AB: 5, three times
R: 3, vs. UAB (3/2)
H: 3, two times
2B: 2, vs. UAB (3/2)
HR: 1, vs. Troy (2/23)
RBI: 6, two times

CAREER HIGHS

5, seven times
6, vs. AAMU (2/24/21)
3, six times
2, vs. UAB (3/2/22)
1, 12 times
6, two times

50 • JAKE WYANDT C

5-11 • 185 • GR • Laurel, Md. • Presbyterian

- Named to the Buster Posey Award Watch List
Is a candidate for the Senior CLASS Award

CAREER STATISTICS

Table with columns: YEAR, AVG, GP-GS, AB, R, H, 2B, 3B, HR, RBI, SB-A

SEASON HIGHS

AB: 4, two times
R: 3, vs. UAB (3/2)
H: 2, two times
2B: 1, vs. Tennessee Tech (3/9)
HR: 1, vs. Rhode Island (3/6)
RBI: 4, vs. Rhode Island (3/6)

CAREER HIGHS

5, three times
3, vs. UAB (3/2/22)
3, at Auburn (2/20/21)
2, at ECU (2/27/21 - G2)
1, seven times
4, vs. Rhode Island (3/6/22)

PITCHER PROFILES

46 • CHASE ALLSOP RHP

6-1 • 220 • FR • Dothan, Ala. • Dothan

- Struck out the side in his AU debut vs. K-State (2/20)
Earned his first save in a season-high 2.1 IP at UAB (4/5)
Struck out a season-high five in 2.0 IP vs. Samford (4/12)
Bridged the gap to Skipper/Burkhalter Friday vs. USC

CAREER STATISTICS

Table with columns: YEAR, ERA, W-L, G/S, IP, H, R, ER, BB, K, BAA

SEASON HIGHS

IP: 2.1, at UAB (4/5)
H: 3, vs. MTSU (3/13)
R: 4, vs. Ole Miss (3/18)
ER: 2, vs. Ole Miss (3/18)
K: 5, vs. Samford (4/12)
BB: 2, three times
PC: 49, vs. Ole Miss (3/18)

CAREER HIGHS

2.1, at UAB (4/5/22)
3, vs. MTSU (3/13/22)
4, vs. Ole Miss (3/18/22)
2, vs. Ole Miss (3/18/22)
5, vs. Samford (4/12/22)
2, three times
49, vs. Ole Miss (3/18/22)

41 • J. ARMSTRONG RHP

5-11 • 200 • FR • Marietta, Ga. • Harrison

CAREER STATISTICS

Table with columns: YEAR, ERA, W-L, G/S, IP, H, R, ER, BB, K, BAA

SEASON HIGHS

IP: 1.1, vs. Jax State (3/29)
H: 2, vs. Ole Miss (3/17)
R: 3, two times
ER: 2, vs. Ole Miss (3/17)
K: 2, two times
BB: 2, two times
PC: 19, vs. Ole Miss (3/18)

CAREER HIGHS

1.1, vs. Jax State (3/29/22)
2, vs. Ole Miss (3/17/22)
3, two times
2, vs. Ole Miss (3/17/22)
2, two times
2, two times
19, vs. Ole Miss (3/17/22)

52 • J. ARMSTRONG RHP

6-2 • 184 • SR • McDonough, Ga. • Chatt Valley

- Pitched 3.0 scoreless in relief and earned the win in the series opener at A&M (3/25)
Earned the win in 2.1 IP in relief at UAB (4/5)
Struck out six of eight batters faced vs. Samford (4/12)

CAREER STATISTICS

Table with columns: YEAR, ERA, W-L, G/S, IP, H, R, ER, BB, K, BAA

SEASON HIGHS

IP: 5.1, vs. Yale (2/25)
H: 4, five times
R: 4, two times
ER: 4, vs. MTSU (3/11)
K: 11, vs. Yale (2/25)
BB: 4, vs. Alabama St. (4/19)
PC: 73, vs. Yale (2/25)

CAREER HIGHS

8.0, at Coastal Ala-Monroeville (5/8/21)
11, at Coastal Ala-Bay Minette (3/30/19)
6, three times
5, vs. Gordon State (2/2/19)
11, vs. Yale (2/25/22)
4, three times
73, vs. Yale (2/25/22)

18 • MASON BARNETT RHP

6-0 • 218 • JR • Cartersville, Ga. • Cartersville

- Is 1-0 with a 1.91 ERA and 19 K in his last three midweek starts (14.0 IP)
Allowed 1 R on 3 H and matched a season high with 8 K to 0 BB in 5.0 IP vs. KSU (4/19)

CAREER STATISTICS

Table with columns: YEAR, ERA, W-L, G/S, IP, H, R, ER, BB, K, BAA

SEASON HIGHS

IP: 5.0, three times
H: 6, two times
R: 5, vs. Ole Miss (3/17)
ER: 5, vs. Ole Miss (3/17)
K: 8, two times
BB: 3, two times
PC: 88, vs. Tennessee Tech (3/9)

CAREER HIGHS

7.0, vs. Little Rock (3/13/21)
6, three times
6, at Ole Miss (3/20/21)
5, two times
9, vs. Little Rock (3/13/21)
5, at Arkansas (4/3/21)
91, vs. Little Rock (3/13/21)

34 • BEN BOSSE RHP

6-1 • 194 • FR • Brenham, Texas • Brenham

- Struck out the side in his AU debut vs. Yale (2/25)
Has made just one appearance since Mar. 13

CAREER STATISTICS

Table with columns: YEAR, ERA, W-L, G/S, IP, H, R, ER, BB, K, BAA

SEASON HIGHS

IP: 1.0, three times
H: 2, two times
R: 1, three times
ER: 1, two times
K: 3, vs. Yale (2/25)
BB: 1, two times
PC: 18, vs. Yale (2/25)

CAREER HIGHS

1.0, three times
2, two times
1, three times
1, two times
3, vs. Yale (2/25/22)
1, two times
18, vs. Yale (2/25/22)

21 • TRACE BRIGHT RHP

6-4 • 199 • JR • Montgomery, Ala. • Trinity

- Is the only pitcher to start all 10 weekends this season
Turned in three straight quality starts from 2/26-3/13
Pitched 5.2 scoreless before allowing 3-run HR last Sat
Rated by D1 Baseball as the No. 95 starting pitcher

CAREER STATISTICS

Table with columns: YEAR, ERA, W-L, G/S, IP, H, R, ER, BB, K, BAA

SEASON HIGHS

IP: 6.0, three times
H: 7, at MSU (4/15)
R: 6, two times
ER: 6, vs. Vandy (4/9)
K: 8, two times
BB: 4, at LSU (4/1)
PC: 108, at MSU (4/15)

CAREER HIGHS

6.0, four times
7, at MSU (4/15/22)
7, at Ole Miss (3/21/21)
7, at Ole Miss (3/21/21)
8, two times
4, at LSU (4/1/22)
108, at MSU (4/15/22)

40 • B. BURKHALTER RHP

6-0 • 204 • JR • Dothan, Ala. • Northview

- Went 1-0 w/ 3 saves, 12 K in 4 app and 5.2 IP last week
Leads the SEC and ranks 4th in NCAA with 11 saves
Became the first pitcher in program history and first pitcher in SEC since 2017 with 3 saves in a weekend
Earned a save or a win in 15 of his first 20 appearances
Named to the NCBWA Stopper of the Year watch list
Rated by D1 Baseball as the No. 27 relief pitcher

CAREER STATISTICS

Table with columns: YEAR, ERA, W-L, G/S, IP, H, R, ER, BB, K, BAA

SEASON HIGHS

IP: 2.2, two times
H: 5, vs. Ole Miss (3/19)
R: 5, vs. Ole Miss (3/19)
ER: 5, vs. Ole Miss (3/19)
K: 5, vs. Alabama St. (4/19)
BB: 4, at MSU (4/14)
PC: 50, vs. S. Alabama (3/22)

CAREER HIGHS

2.2, two times
5, vs. Ole Miss (3/19/22)
5, vs. Ole Miss (3/19/22)
5, vs. Ole Miss (3/19/22)
5, vs. Alabama St. (4/19/22)
4, at MSU (4/14/22)
50, vs. S. Alabama (3/22/22)

23 • P. CARLSON RHP

6-1 • 170 • FR • Mobile, Ala. • Faith Academy

- Suffered the loss in relief vs. Jax State (3/29)
Earned his first career win and struck out four in 3.0 innings of relief vs. URI (3/6)

CAREER STATISTICS

Table with columns: YEAR, ERA, W-L, G/S, IP, H, R, ER, BB, K, BAA

SEASON HIGHS

IP: 3.0, vs. Rhode Island (3/6)
H: 3, vs. MTSU (3/13)
R: 3, vs. MTSU (3/13)
ER: 3, vs. MTSU (3/13)
K: 4, vs. Rhode Island (3/6)
BB: 2, vs. Jax State (3/29)
PC: 40, vs. Rhode Island (3/6)

CAREER HIGHS

3.0, vs. Rhode Island (3/6/22)
3, vs. MTSU (3/13/22)
3, vs. MTSU (3/13/22)
3, vs. MTSU (3/13/22)
4, vs. Rhode Island (3/6/22)
2, vs. Jax State (3/29/22)
40, vs. Rhode Island (3/6/22)

54 • K. COPELAND LHP

6-2 • 178 • SO • Mobile, Ala. • Pensacola State

- Pitched 4.0 scoreless with 8 K and earned his first win in an Auburn uniform vs. KSU (4/20)
- Struck out a batter in his second SEC app at MSU (4/15)
- Is set to make his second midweek start Wed
- Allowed 1 R/0 ER in 2.1 IP vs. Alabama State (3/1)

CAREER STATISTICS

YEAR	ERA	W-L	G/S	IP	H	R	ER	BB	K	BAA
2021*	1.74	7-1	12/8	57.0	43	14	11	16	81	.211
2022	0.00	1-0	4/2	7.0	7	1	0	3	10	.269
TOTAL	1.55	8-1	16/10	64.0	50	15	11	19	91	--

SEASON HIGHS
 IP: 4.0, vs. Kennesaw St. (4/20)
 H: 5, vs. Alabama State (3/1)
 R: 1, vs. Alabama State (3/1)
 ER: --
 K: 8, vs. Kennesaw St. (4/20)
 BB: 2, vs. Alabama State (3/1)
 PC: 68, vs. Kennesaw St. (4/20)

CAREER HIGHS
 IP: 7.0, two times
 H: 11, at Chipola (3/20/21)
 R: 4, two times
 ER: 4, vs. Miami-Dade (5/6/21)
 K: 12, at NW FL State (4/30/21)
 BB: 2, seven times
 PC: 68, vs. Kennesaw St. (4/20/22)

57 • TYLER DRABICK RHP

6-2 • 193 • GR • Canton, Ohio • Lipscomb

- Struck out a pair in a scoreless inning vs. Ole Miss (3/18)
- Earned the win and matched a career best with five strikeouts in his Auburn debut vs. Alabama State (3/1)

CAREER STATISTICS

YEAR	ERA	W-L	G/S	IP	H	R	ER	BB	K	BAA
2018*	3.52	0-0	11/1	15.1	12	7	6	6	14	.203
2019*	3.73	1-0	14/0	31.1	20	13	15	29	.163	
2020*	11.57	0-1	5/0	4.2	10	6	6	2	3	.435
2021*	2.81	1-0	23/0	32.0	20	11	10	13	46	.180
2022	9.00	1-0	7/0	7.0	9	9	7	5	13	.310
TOTAL	4.18	3-1	60/1	90.1	71	53	42	41	105	--

SEASON HIGHS
 IP: 2.1, vs. Alabama State (3/1)
 H: 5, vs. Vandy (4/9)
 R: 4, vs. Vandy (4/9)
 ER: 4, vs. Vandy (4/9)
 K: 5, vs. Alabama State (3/1)
 BB: 2, vs. Alabama State (3/1)
 PC: 46, vs. Alabama State (3/1)

CAREER HIGHS
 IP: 3.2, vs. Toledo (5/3/19)
 H: 5, three times
 R: 5, at Northern Illinois (4/19/19)
 ER: 5, at Northern Illinois (4/19/19)
 K: 5, four times
 BB: 2, eight times
 PC: 46, vs. Alabama State (3/1/22)

14 • BROOKS FULLER LHP

6-3 • 210 • SR • Auburn, Ala. • Auburn

CAREER STATISTICS

YEAR	ERA	W-L	G/S	IP	H	R	ER	BB	K	BAA
2019	4.50	2-2	20/8	44.0	39	30	22	35	36	.239
2020	2.25	1-1	3/2	8.0	11	3	2	1	7	.333
2021	8.50	0-0	16/0	18.0	24	18	17	17	20	.316
2022	23.14	0-0	4/0	2.1	6	6	6	4	3	.462
TOTAL	5.85	3-3	43/10	72.1	80	57	47	57	66	.281

SEASON HIGHS
 IP: 1.0, two times
 H: 3, vs. Alabama State (3/1)
 R: 4, vs. Alabama State (3/1)
 ER: 4, vs. Alabama State (3/1)
 K: 2, vs. Troy (2/23)
 BB: 2, vs. Alabama State (3/1)
 PC: 27, vs. Alabama State (3/1)

CAREER HIGHS
 IP: 6.0, at Texas A&M (4/13/19)
 H: 5, three times
 R: 5, vs. Baylor (2/27/21)
 ER: 5, vs. Baylor (2/27/21)
 K: 6, vs. Ole Miss (4/20/19)
 BB: 4, at South Carolina (3/30/19)
 PC: 93, at Texas A&M (4/13/19)

45 • J. GONZALEZ RHP

6-4 • 230 • SO • Humacao, PR • Leadership CA

- Pitched 7.0 scoreless innings and earned fourth straight win vs. USC (4/24)
- Is the first AU pitcher since Casey Mize in 2018 with four straight quality starts in SEC play
- Is the first AU pitcher to win four straight SEC starts since Keegan Thompson in 2015
- Hasn't allowed a walk in three starts, 25.1 IP
- Turned in Auburn's first SEC CG since 2018 and the second by an SEC pitcher vs. Vandy (4/10)

CAREER STATISTICS

YEAR	ERA	W-L	G/S	IP	H	R	ER	BB	K	BAA
2021	6.17	2-3	21/5	42.1	51	30	29	10	30	.293
2022	1.71	6-0	9/8	47.1	46	10	9	7	34	.258
TOTAL	3.81	8-3	30/13	89.2	97	40	38	17	64	.276

SEASON HIGHS
 IP: 9.0, vs. Vandy (4/10/22)
 H: 9, at LSU (4/2)
 R: 3, two times
 ER: 3, at LSU (4/2)
 K: 8, two times
 BB: 3, vs. Texas Tech (2/19)
 PC: 110, at MSU (4/16)

CAREER HIGHS
 IP: 9.0, vs. Vandy (4/10/22)
 H: 9, at LSU (4/2/22)
 R: 9, vs. Miss. State (4/11/21)
 ER: 9, vs. Miss. State (4/11/21)
 K: 8, two times
 BB: 5, at Arkansas (4/3/21)
 PC: 110, at MSU (4/16/22)

9 • CADE GRANZOW RHP

6-3 • 220 • FR • Franklin, Tenn. • Brentwood

- Didn't allow a run in his first four appearances
- Matched season high with 1.2 IP vs. Vandy (4/9)

CAREER STATISTICS

YEAR	ERA	W-L	G/S	IP	H	R	ER	BB	K	BAA
2022	4.91	0-0	7/0	7.1	9	4	4	4	4	.333

SEASON HIGHS
 IP: 1.2, two times
 H: 2, three times
 R: 2, at MSU (4/15)
 ER: 2, at MSU (4/15)
 K: 2, vs. Rhode Island (3/5)
 BB: 2, at MSU (4/15)
 PC: 30, vs. Vandy (4/9)

CAREER HIGHS
 IP: 1.2, two times
 H: 2, three times
 R: 2, at MSU (4/15/22)
 ER: 2, at MSU (4/15/22)
 K: 2, vs. Rhode Island (3/5/22)
 BB: 2, at MSU (4/15/22)
 PC: 30, vs. Vandy (4/9/22)

43 • CHASE ISBELL RHP

6-2 • 198 • JR • Springville, Ala. • Samford

- Made his AU debut and threw a scoreless inning with a strikeout vs. S. Alabama (3/22)
- Pitched a season-high 2.1 innings and struck out three in the middle game at A&M (3/26)
- Coming off partial Tommy John surgery

CAREER STATISTICS

YEAR	ERA	W-L	G/S	IP	H	R	ER	BB	K	BAA
2020*	3.38	1-0	5/0	5.1	3	4	2	7	6	.167
2021*	2.32	4-2	26/0	31.0	19	9	8	13	44	.173
2022	11.05	0-1	7/0	7.1	12	9	9	5	8	.353
TOTAL	3.92	5-4	38/0	43.2	34	22	19	25	58	--

SEASON HIGHS
 IP: 2.1, at Texas A&M (3/26)
 H: 5, vs. Vandy (4/9)
 R: 5, at LSU (4/1)
 ER: 5, at LSU (4/1)
 K: 3, at Texas A&M (3/26)
 BB: 2, at LSU (4/1)
 PC: 45, at Texas A&M (3/26)

CAREER HIGHS
 IP: 3.0, at ETSU (5/21/21)
 H: 4, at Wofford (4/20/21)
 R: 5, at LSU (4/1/22)
 ER: 5, at LSU (4/1/22)
 K: 6, at ETSU (5/21/21)
 BB: 2, five times
 PC: 57, at ETSU (5/21/21)

20 • HAYDEN MULLINS LHP

6-0 • 194 • JR • Gallatin, Tenn. • Hendersonville

- Has made a start all six SEC weekends and is 1-0 with a 3.16 ERA in league games
- Pitched a career high 5.1 inning vs. USC (4/22)
- Struck out a career high nine batters in 4.1 scoreless IP vs. Vandy (4/8)
- Earned his first career SEC win in 5.0 innings against No. 1 Ole Miss (3/18)

CAREER STATISTICS

YEAR	ERA	W-L	G/S	IP	H	R	ER	BB	K	BAA
2020	3.68	1-0	5/0	7.1	4	3	3	6	10	.174
2021	2.38	2-0	7/0	11.1	10	4	3	4	19	.222
2022	3.55	2-1	10/7	33.0	22	14	13	24	42	.196
TOTAL	3.31	5-1	22/7	51.2	36	21	19	34	71	.200

SEASON HIGHS
 IP: 5.1, vs. South Carolina (4/22)
 H: 4, two times
 R: 3, three times
 ER: 3, two times
 K: 9, vs. Vandy (4/8)
 BB: 6, vs. Vandy (4/8)
 PC: 93, vs. Vandy (4/8)

CAREER HIGHS
 IP: 5.1, vs. South Carolina (4/22/22)
 H: 4, at Texas A&M (3/25/22)
 R: 3, four times
 ER: 3, three times
 K: 9, vs. Vandy (4/8/22)
 BB: 6, vs. Vandy (4/8/22)
 PC: 93, vs. Vandy (4/8/22)

47 • TOMMY SHEEHAN LHP

6-0 • 209 • GR • Brielle, N.J. • Notre Dame

- Earned the 3.0-inning save in his first career relief appearances against URI (3/6)
- Earned his first AU win in 3.2 IP vs. MTSU (3/13)
- Pitched 2.0 scoreless and sat down all six he faced vs. KSU (4/20)

CAREER STATISTICS

YEAR	ERA	W-L	G/S	IP	H	R	ER	BB	K	BAA
2018*	5.74	2-4	14/14	62.2	62	43	40	41	27	.264
2019*	4.58	5-6	15/15	92.1	100	62	47	23	62	.268
2020*	2.70	3-0	4/4	23.1	18	7	7	5	22	.202
2021*	6.75	0-1	2/2	8.0	10	6	6	5	10	.303
2022	7.23	1-0	9/3	18.2	18	16	15	14	17	.257
TOTAL	5.05	11-11	44/37	205.0	208	134	115	88	138	--

SEASON HIGHS
 IP: 3.2, vs. MTSU (3/13)
 H: 5, vs. Ole Miss (3/19)
 R: 5, at Texas A&M (3/27)
 ER: 5, at Texas A&M (3/27)
 K: 5, vs. Rhode Island (3/6)
 BB: 4, at Texas A&M (3/27)
 PC: 52, vs. MTSU (3/13)

CAREER HIGHS
 IP: 9.0, two times
 H: 13, vs. North Carolina (4/13/19)
 R: 11, vs. North Carolina (4/13/19)
 ER: 8, vs. North Carolina (4/13/19)
 K: 9, at UAB (2/14/20)
 BB: 6, vs. Purdue (2/24/18)
 PC: 112, vs. North Carolina (4/13/19)

29 • CARSON SKIPPER LHP

6-2 • 211 • SR • Trussville, Ala. • Hewitt-Trussville

- Went 1-0 with 6 K, 3 holds in 4 app and 5.1 IP last week
- Earned the win in 1.1 IP in the series opener vs. USC
- Pitched a perfect 8th inning in games two & three, inducing a double play w/ the tying run on in finale
- Named to the NCBWA Stopper of the Year watch list for the second straight season

CAREER STATISTICS

YEAR	ERA	W-L	G/S	IP	H	R	ER	BB	K	BAA
2019	7.46	3-3	17/8	35.0	45	33	29	23	38	.306
2020	1.00	0-0	7/0	9.0	5	1	1	3	12	.167
2021	4.25	2-2	19/0	29.2	29	16	14	9	37	.248
2022	3.00	4-0	15/0	36.0	29	17	12	6	34	.220
TOTAL	4.60	9-5	58/8	109.2	108	67	56	41	121	.254

SEASON HIGHS
 IP: 5.2, vs. MTSU (3/11)
 H: 6, vs. MTSU (3/11)
 R: 5, vs. Ole Miss (3/17)
 ER: 4, at Texas A&M (3/25)
 K: 4, three times
 BB: 2, two times
 PC: 71, vs. MTSU (3/11)

CAREER HIGHS
 IP: 5.2, vs. MTSU (3/11/22)
 H: 6, vs. MTSU (3/11/22)
 R: 5, three times
 ER: 5, vs. Arkansas (4/5/19)
 K: 8, vs. AAMU (2/19/19)
 BB: 4, at Georgia Tech (4/16/19)
 PC: 78, vs. Arkansas (4/5/19)

32 • CARSON SWILLING RHP

5-11 • 196 • SO • Smiths Station, Ala. • Smiths

- Got a strikeout to end the 7th and earned the win in game two vs. USC (4/23)
- Turned in 1.2 scoreless IP at LSU (4/1)
- Pitched a season-high 3.1 scoreless innings and struck out four vs. Ole Miss (3/17)

CAREER STATISTICS

YEAR	ERA	W-L	G/S	IP	H	R	ER	BB	K	BAA
2021	3.34	1-2	21/0	29.2	28	15	11	14	33	.248
2022	6.35	1-2	12/0	17.0	18	12	12	9	19	.277
TOTAL	4.44	2-4	33/0	46.2	46	27	23	23	52	.258

SEASON HIGHS
 IP: 3.1, vs. Ole Miss (3/17)
 H: 4, at MSU (4/15)
 R: 3, two times
 ER: 3, two times
 K: 5, at Texas A&M (3/26)
 BB: 2, three times
 PC: 58, vs. Ole Miss (3/17)

CAREER HIGHS
 IP: 3.2, at Lipscomb (3/16/21)
 H: 5, at Georgia (5/1/21)
 R: 3, five times
 ER: 3, four times
 K: 5, two times
 BB: 3, two times
 PC: 67, at Georgia (5/1/21)

22 • GARRETT WADE LHP

6-3 • 199 • R-JR • Hartselle, Ala. • Hartselle

- Made his first appearance since March 2020 vs. TTU

CAREER STATISTICS

YEAR	ERA	W-L	G/S	IP	H	R	ER	BB	K	BAA
2019	4.86	3-0	15/7	33.1	33	23	18	27	41	.260
2020	0.00	0-0	4/0	4.0	1	0	0	4	5	.100
2022	10.80	0-0	4/0	1.2	0	2	2	3	3	.000
TOTAL	4.62	3-0	23/7	39.0	34	25	20	34	49	.239

SEASON HIGHS
 IP: 1.0, vs. UAB (3/2)
 H: --
 R: 1, two times
 ER: 1, two times
 K: 1, three times
 BB: 2, vs. Texas Tech (2/19)
 PC: 15, vs. Texas Tech (2/19)

CAREER HIGHS
 IP: 5.0, two times
 H: 6, vs. JSU (4/9/19)
 R: 5, vs. JSU (4/9/19)
 ER: 5, vs. JSU (4/9/19)
 K: 8, two times
 BB: 5, vs. Alabama (3/26/19)
 PC: 91, at South Alabama (3/12/19)

PITCHING CAREERS

CHASE ALLSUP'S CAREER APPEARANCES

2022 - FRESHMAN YEAR												
Date	Opp (Res.)	DEC	QS	IP	H	R	ER	BB	SO	HR	ERA	NP
2/20	vs. Kansas State (W, 12-1)	-	-	1.0	0	0	0	0	3	0	0.00	14
2/25	YALE (W, 9-0)	-	-	1.0	0	0	0	2	2	0	0.00	25
3/2	UAB (W, 16-1)	-	-	1.0	0	0	0	1	2	0	0.00	20
3/9	vs. Tennessee Tech (W, 4-3)	-	-	2.0	2	0	0	1	3	0	0.00	39
3/13	MIDDLE TENNESSEE-G1 (W, 10-7)	-	-	1.1	3	1	0	1	3	0	0.00	35
3/18	#1 OLE MISS (W, 19-5)	-	-	1.1	2	4	2	2	2	1	2.35	49
3/26	at Texas A&M (L, 4-5 [11])	-	-	0.1	0	0	0	0	0	0	2.25	1
3/27	at Texas A&M (W, 13-9)	W	-	1.0	0	1	0	1	0	0	2.00	19
4/5	at UAB (W, 6-4)	S	-	2.1	2	1	1	0	2	1	2.38	34
4/12	SAMFORD (W, 4-1)	-	-	2.0	1	0	0	0	5	0	2.03	33
4/19	ALABAMA STATE (W, 6-5 [10])	-	-	0.2	0	0	0	2	0	0	1.93	15
4/22	SOUTH CAROLINA (W, 6-3)	-	-	0.2	0	0	0	0	0	0	1.84	5

JOHN ARMSTRONG'S CAREER APPEARANCES

2022 - FRESHMAN YEAR												
Date	Opp (Res.)	DEC	QS	IP	H	R	ER	BB	SO	HR	ERA	NP
2/18	vs. Oklahoma (L, 0-3)	-	-	1.0	0	0	0	0	1	0	0.00	8
2/19	vs. #12 Texas Tech (W, 2-1)	-	-	0.2	0	0	0	1	0	0	0.00	13
2/25	YALE (W, 9-0)	-	-	0.2	0	0	0	0	2	0	0.00	9
2/26	YALE-G2 (L, 4-5 [10])	-	-	0.2	1	0	0	0	1	0	0.00	12
3/1	ALABAMA STATE (W, 13-7)	-	-	0.2	1	0	0	0	2	0	0.00	16
3/9	vs. Tennessee Tech (W, 4-3)	-	-	0.1	1	0	0	0	1	0	0.00	5
3/11	MIDDLE TENNESSEE (L, 8-10)	-	-	0.1	0	3	0	2	1	0	0.00	18
3/17	#1 OLE MISS (L, 6-13)	-	-	0.0	2	3	2	2	0	0	4.15	19
3/22	vs. South Alabama (W, 13-12)	-	-	0.1	0	0	0	0	0	0	3.86	4
3/29	JAX STATE (L, 2-5)	-	-	1.1	1	0	0	1	0	0	3.00	26

JORDAN ARMSTRONG'S CAREER APPEARANCES

2019 - FRESHMAN YEAR AT CHATTAHOOCHEE VALLEY												
Date	Opp (Res.)	DEC	QS	IP	H	R	ER	BB	SO	HR	ERA	NP
2/2	*vs. Gordon State (L, 2-6)	L	-	4.0	3	6	5	4	2	1	11.25	--
2/9	*at Pensacola State (W, 9-3)	W	-	5.2	7	3	2	1	9	0	6.52	--
2/15	ABRAHAM BALDWIN (W, 11-7)	-	-	2.0	2	2	2	1	2	0	6.94	--
2/22	at Tallahassee (W, 6-4)	W	-	4.1	5	1	1	2	4	0	5.63	--
3/5	GORDON STATE (L, 2-12)	-	-	1.0	1	0	0	0	2	0	5.29	--
3/5	*at Wallace-Selma (W, 7-4)	W	X	7.0	4	3	3	2	5	0	4.88	--
3/16	*ENTERPRISE STATE (W, 10-2)	W	-	5.0	2	1	0	1	6	0	4.03	--
3/23	at Lawson State (L, 1-6)	-	-	3.0	2	1	1	0	2	0	3.94	--
3/30	*at Coastal Alabama-BM (W, 9-8)	-	-	5.0	11	3	1	2	2	0	3.65	--
4/7	*at Coastal Alabama-BR (L, 2-3)	L	X	6.1	8	3	3	2	9	2	3.74	--
4/12	*at Coastal Alabama-MO (L, 1-2)	L	X	6.0	2	2	1	2	7	0	3.47	--
4/20	*BISHOP STATE (W, 3-2)	W	X	6.0	2	2	2	2	7	0	3.42	--
4/27	*WALLACE-DOTHAN (W, 4-0)	W	X	7.0	3	0	0	3	3	0	3.03	--
5/4	*LURLEEN B. WALLACE (W, 12-2)	W	-	3.0	2	0	0	3	3	0	2.89	--
5/10	*at Wallace State (W, 7-2)	W	X	6.0	5	2	2	2	7	0	2.90	--
5/15	*vs. Lurleen B. Wallace (W, 9-8)	-	-	3.0	4	3	3	1	5	1	3.15	--
5/27	*vs. Central Arizona (L, 2-10)	L	-	4.2	7	6	2	1	2	0	3.19	--

2020 - SOPHOMORE YEAR AT CHATTAHOOCHEE VALLEY

Date	Opp (Res.)	DEC	QS	IP	H	R	ER	BB	SO	HR	ERA	NP
2/1	*at LaGrange (W, 11-5)	-	-	4.0	8	3	2	0	6	0	4.50	--
2/8	*vs. St. Johns River State (L, 1-2)	L	-	5.0	6	2	2	1	8	0	4.00	--
2/15	*SNEAD STATE (L, 1-4)	L	-	6.0	7	4	4	0	9	1	4.80	--
2/22	*at Tallahassee (W, 7-1)	W	X	7.0	4	1	0	0	9	0	3.27	--
2/29	*at Gordon State (L, 5-6)	-	-	6.0	6	5	2	3	3	0	3.21	--
3/8	*COASTAL ALABAMA-BM (W, 1-0)	W	X	7.0	3	0	0	0	6	0	2.57	--

2021 - JUNIOR YEAR AT CHATTAHOOCHEE VALLEY

Date	Opp (Res.)	DEC	QS	IP	H	R	ER	BB	SO	HR	ERA	NP
2/2	*GORDON STATE (W, 7-2)	-	-	1.0	0	0	0	1	2	0	0.00	--
2/4	*CALHOUN (W, 10-0)	W	-	4.0	1	0	0	1	4	0	0.00	--
2/19	*vs. John A. Logan (W, 8-2)	W	-	5.0	3	2	1	0	7	0	0.90	--
2/25	*at Snead State (W, 13-5)	W	-	4.0	4	4	4	6	1	3.21	--	
3/6	*at Coastal Alabama-Mo (W, 1-0)	W	X	7.0	3	0	0	1	6	0	2.14	--
3/13	*at Wallace-Selma (W, 14-1)	W	-	5.0	2	1	0	2	4	0	1.73	--
3/20	*COASTAL ALABAMA-BR (W, 4-1)	W	X	7.0	5	1	1	1	10	0	1.64	--
3/27	*at Coastal Alabama-BM (L, 3-4)	-	-	5.0	6	3	2	3	3	0	1.89	--
4/3	*ENTERPRISE STATE (W, 5-0)	W	X	7.0	4	0	0	0	8	0	1.60	--
4/11	*LURLEEN B. WALLACE (W, 4-3)	W	X	6.0	4	3	2	0	8	0	1.76	--
4/18	*vs. Bishop State (W, 10-0)	W	-	5.0	2	0	0	0	5	0	1.61	--
4/29	*WALLACE-DOTHAN (W, 8-3)	W	X	7.0	4	3	1	1	7	0	1.57	--
5/8	*at Coastal Alabama-Mo (W, 14-6)	W	-	8.0	10	6	2	1	9	0	1.65	--

2022 - SENIOR YEAR

Date	Opp (Res.)	DEC	QS	IP	H	R	ER	BB	SO	HR	ERA	NP
2/18	vs. Oklahoma (L, 0-3)	-	-	4.0	1	0	0	2	5	0	0.00	64
2/25	*YALE (W, 9-0)	W	-	5.1	4	0	0	0	11	0	0.00	73
3/4	*RHODE ISLAND (W, 7-2)	-	-	3.0	4	2	2	2	3	1	1.46	70
3/11	*MIDDLE TENNESSEE (L, 8-10)	L	-	0.2	4	4	4	1	0	0	4.15	28
3/19	#1 OLE MISS (L, 2-15)	-	-	1.1	4	1	1	0	3	0	4.40	32
3/25	at Texas A&M (W, 6-5 [10])	W	-	3.0	3	0	0	0	4	0	3.63	39
3/29	*JAX STATE (L, 2-5)	-	-	3.0	3	1	1	1	2	0	3.54	41
4/5	at UAB (W, 6-4)	W	-	2.1	4	2	2	1	4	1	3.97	44

4/12	SAMFORD (W, 4-1)	S	-	2.0	0	0	0	2	6	0	3.65	40
4/19	ALABAMA STATE (W, 6-5 [10])	-	-	0.1	0	4	2	4	0	0	4.32	35
4/23	SOUTH CAROLINA (W, 8-6)	-	-	0.0	1	0	0	0	0	0	4.32	5

MASON BARNETT'S CAREER APPEARANCES

2020 - FRESHMAN YEAR												
Date	Opp (Res.)	DEC	QS	IP	H	R	ER	BB	SO	HR	ERA	NP
2/15	ILLINOIS-CHICAGO (W, 7-3)	-	-	1.0	4	3	3	1	2	0	27.00	32
2/19	OAKLAND (W, 17-1)	-	-	1.0	0	0	0	0	2	0	13.50	10
2/25	ALABAMA A&M (W, 10-0)	-	-	1.0	0	0	0	1	2	0	9.00	17
3/1	WRIGHT STATE (W, 6-0)	-	-	1.0	0	0	0	1	2	0	6.75	21
3/8	CHICAGO STATE (W, 9-0)	-	-	1.0	1	0	0	0	3	0	5.40	19
3/10	GEORGIA TECH (L, 2-6)	-	-	2.2	0	1	0	0	5	0	3.52	35

2021 - SOPHOMORE YEAR

Date	Opp (Res.)	DEC	QS	IP	H	R	ER	BB	SO	HR	ERA	NP
2/21	*PRESBYTERIAN (W, 2-1 [10])	-	-	4.0	3	0	0	2	4	0	0.00	65
2/26	vs. #25 Oklahoma (L, 3-4 [10])	-	-	1.1	2	1	1	3	1	0	1.69	42
3/6	*#18 BOSTON COLLEGE (W, 16-1)	W	-	5.1	2	1	0	2	3	0	0.84	75
3/13	*LITTLE ROCK (W, 6-0)	W	X	7.0	2	0	0	1	9	0	0.51	91
3/20	*at #4 Ole Miss (L, 5-6)	L	-	3.0	5	6	4	2	4	0	2.18	72
3/27	*KENTUCKY (L, 6-7)	-	-	5.1	6	5	5	0	8	2	3.46	84
4/1	at #1 Arkansas (W, 2-1)	S	-	1.0	0	0	0	1	0	0	3.33	15
4/3	at #1 Arkansas (L, 5-6 [10])	-	-	1.2	2	1	1	5	0	0	3.45	45
4/11	#4 MISSISSIPPI STATE (L, 10-19)	-	-	2.0	4	2	2	0	1	0	3.82	33
4/17	at Alabama (L, 9-10)	L	-	1.1	4	2	2	2	1	0	4.22	34
4/21	*JAX STATE (W, 8-7 [10])	-	-	1.0	0	0	0	0	1	0	4.09	14
4/25	#10 FLORIDA (L, 4-6)	L	-	3.0	2	1	0	0	4	0	3.75	42
4/29	at #20 Georgia (L, 0-4)	-	-	1.0	2	2	2	1	2	1	4.14	24
5/6	LSU (L, 3-8)	-	-	1.0	2	1	1	0	2	0	4.26	18
5/15	TEXAS A&M (L, 9-11)	-	-	2.0	1	3	3	1	3	0	4.72	36
5/22	at Missouri (L, 6-7)	L	-	0.0	2	3	3	1	0	0	5.40	14

AUBURN BASEBALL GAME NOTES

2/20	*vs. Kansas State (W, 12-1)	W	-	5.0	2	1	0	2	5	0	0.00	75
2/26	*YALE-G2 (L, 4-5 [10])	-	X	6.0	3	0	0	3	6	0	0.00	83
3/5	*RHODE ISLAND-G2 (W, 12-0)	W	X	6.0	1	0	0	0	8	0	0.00	78
3/13	*MIDDLE TENNESSEE-G2 (L, 3-4)	-	X	6.0	6	3	3	3	4	0	1.17	91
3/19	*#1 OLE MISS (L, 2-15)	L	-	4.1	5	6	3	2	5	0	1.98	82
3/26	*at Texas A&M (L, 4-5 [11])	-	-	5.0	6	2	2	2	6	0	2.23	79
4/1	*at #12 LSU (L, 2-9)	L	-	4.1	4	3	3	4	6	1	2.70	93
4/9	*#12 VANDERBILT (L, 4-19)	L	-	3.1	6	6	6	3	3	2	3.83	69
4/15	*at Mississippi State (L, 5-9)	L	-	5.1	7	4	4	2	8	0	4.17	108
4/23	*SOUTH CAROLINA (W, 8-6)	-	-	5.2	6	3	3	2	4	1	4.24	88

BLAKE BURKHALTER'S CAREER APPEARANCES

2020 - FRESHMAN YEAR												
Date	Opp (Res.)	DEC	QS	IP	H	R	ER	BB	SO	HR	ERA	NP
2/15	ILLINOIS-CHICAGO (W, 7-3)	-	-	1.0	1	0	0	1	1	0	0.00	14
2/23	UCF (L, 2-12)	-	-	1.0	3	1	1	1	0	0	4.50	20
2/26	ALABAMA A&M (W, 12-6)	-	-	1.1	1	0	0	1	2	0	2.70	23
3/8	CHICAGO STATE (W, 9-0)	-	-	1.0	1	0	0	0	0	0	2.08	8

2021 - SOPHOMORE YEAR

Date	Opp (Res.)	DEC	QS	IP	H	R	ER	BB	SO	HR	ERA	NP
2/20	PRESBYTERIAN (W, 6-1)	-	-	1.0	2	0	0	1	1	0	0.00	25
2/24	ALABAMA A&M (W, 33-0)	-	-	1.0	0	0	0	0	2	0	0.00	19
2/28	vs. Texas A&M (W, 6-1)	-	-	1.0	0	0	0	1	0	0	0.00	11
3/7	#18 BOSTON COLLEGE (L, 9-11 [10])	-	-	2.1	0	0	0	1	3	0	0.00	35
3/13	LITTLE ROCK (W, 6-0)	-	-	2.0	2	0	0	1	4	0	0.00	34
3/16	at Lipscomb (W, 9-7)	-	-	0.2	2	2	1	2	2	1	1.12	25
3/20	at #4 Ole Miss (L, 5-6)	-	-	1.0	0	0	0	2	0	0	1.00	18
3/27	KENTUCKY (L, 6-7)	-	-	1.2	1	1	1	1	3	1	1.69	22
4/2	at #1 Arkansas (L, 5-6)	-	-	0.2	0	0	0	1	0	0	1.59	19
4/11	#4 MISSISSIPPI STATE (L, 10-19)	-	-	0.1	0	0	0	2	1	0	1.54	14
4/21	JAX STATE (W, 8-7 [10])	-	-	2.0	1	1	1	0	2	1	1.98	31
5/1	at #20 Georgia (W, 9-7)	-	-	1.0	1	0	0	1	1	0	1.84	21
5/7	LSU (L, 6-9)	-	-	0.2	0	0	0	0	1	0	1.76	8
5/12	at Samford ()	-	-	1.0	1	1	1	2	1	0	2.20	27
5/15	TEXAS A&M (L, 9-11)	-	-	0.2	0	0	0	0	1	0	2.12	8
5/18	NORTH ALABAMA (W, 14-6)	W	-	2.1	3	0	0	1	4	0	1.86	48
5/22	at Missouri (L, 6-7)	-	-	1.2	1	0	0	0	4	0	1.71	31

2022 - JUNIOR YEAR

Date	Opp (Res.)	DEC	QS	IP	H	R	ER	BB	SO	HR	ERA	NP
2/19	vs. #12 Texas Tech (W, 2-1)	S	-	2.0	0	0	0	0	1	0	0.00	16
2/26	YALE-G1 (W, 4-3)	W	-	2.0	0	0	0	0	2	0	0.00	21
3/1	ALABAMA STATE (W, 13-7)	-	-	1.1	2	1	1	0	2	0	1.69	21
3/4	RHODE ISLAND (W, 7-2)	S	-	2.0	1	0	0	0	4	0	1.23	26
3/9	vs. Tennessee Tech (W, 4-3)	W	-	1.1	0	0	0	0	4	0	1.04	19
3/13	MIDDLE TENNESSEE-G1 (W, 10-7)	S	-	2.0	0	0	0	0	2	0	0.84	34
3/13	MIDDLE TENNESSEE-G2 (L, 3-4)	-	-	1.0	0	0	0	0	0	0	0.77	21
3/19	#1 OLE MISS (L, 2-15)	-	-	0.2	5	5	5	0	1	3	4.38	19
3/22	vs. South Alabama (W, 13-12)	W	-	2.2	1	1	0	1	3	0	3.60	50
3/25	at Texas A&M (W, 6-5 [10])	S	-	1.0	0	0	0	0	3	0	3.38	14
3/27	at Texas A&M (W, 13-9)	-	-	1.0	2	1	1	0	2	0	3.71	23
3/31	at #12 LSU (W, 6-5)	S	-	1.2	2	1	1	0	2	0	3.86	30
4/2	at #12 LSU (W, 6-4)	S	-	2.2	1	1	1	0	3	1	3.80	36
4/8	#12 VANDERBILT (W, 5-1)	S	-	2.0	0	0	0	1	4	0	3.47	37
4/14	at Mississippi State (L, 6-7)	L	-	1.1	0	2	1	4	2	0	3.65	42
4/16	at Mississippi State (W, 3-2)	S	-	1.0	1	0	0	1	1	0	3.51	12
4/19	ALABAMA STATE (W, 6-5 [10])	W	-	2.0	1	0	0	0	5	0	3.25	29
4/22	SOUTH CAROLINA (W, 6-3)	S	-	1.2	0	0	0	0	4	0	3.07	27
4/23	SOUTH CAROLINA (W, 8-6)	S	-	1.0	0	0	0	0	2	0	2.97	12
4/24	SOUTH CAROLINA (W, 2-0)	S	-	1.0	1	0	0	0	1	0	2.87	11

PARKER CARLSON'S CAREER APPEARANCES

2022 - FRESHMAN YEAR												
Date	Opp (Res.)	DEC	QS	IP	H	R	ER	BB	SO	HR	ERA	NP
2/23	TROY (W, 13-1)	-	-	1.0	0	0	0	0	1	0	0.00	8
2/26	YALE-G2 (L, 4-5 [10])	-	-	1.0	2	1	1	0	1	1	4.50	17
3/6	RHODE ISLAND (W, 14-1)	W	-	3.0	2	1	1	1	4	1	3.60	40
3/13	MIDDLE TENNESSEE-G1 (W, 10-7)	-	-	0.2	3	3	3	0	2	1	7.94	24
3/29	JAX STATE (L, 2-5)	L	-	1.2	1	2	2	2	2	0	8.59	34

KONNER COPELAND'S CAREER APPEARANCES

2021 - FRESHMAN YEAR AT PENSACOLA STATE												
Date	Opp (Res.)	DEC	QS	IP	H	R	ER	BB	SO	HR	ERA	NP
1/22	vs. Seminole State (L, 6-7)	-	-	3.0	2	0	0	1	2	0	0.00	--
1/30	vs. Coastal Alabama - Br (W, 4-0)	S	-	1.0	0	0	0	0	0	0	0.00	--
2/8	LURLEEN B. WALLACE (L, 2-3)	-	-	2.0	0	0	0	2	5	0	0.00	--
2/21	at Delgado (L, 1-2)	-	-	4.2	1	0	0	1	8	0	0.00	--
2/27	*COASTAL ALABAMA - BM (W, 11-0)	W	X	6.0	2	0	0	2	7	0	0.00	--
3/6	*DELGADO (W, 2-1)	W	X	6.0	4	1	1	1	8	1	0.40	--
3/20	*at Chipola (W, 15-5)	W	-	3.1	11	4	3	0	6	0	1.38	--
4/3	*TALLAHASSEE (W, 9-0)	W	X	7.0	1	0	0	1	8	0	1.09	--
4/11	*GULF COAST STATE (W, 5-3)	W	X	6.0	4	3	2	2	9	0	1.38	--
4/23	*at Gulf Coast State (W, 10-2)	W	X	6.0	9	2	1	2	9	0	1.40	--
4/30	*at NW Florida State (W, 4-0)	W	X	7.0	3	0	0	2	12	0	1.21	--
5/6	*vs. Miami Dade (L, 5-9)	L	-	5.0	6	4	4	2	7	0	1.74	--

2022 - SOPHOMORE YEAR

Date	Opp (Res.)	DEC	QS	IP	H	R	ER	BB	SO	HR	ERA	NP
3/1	*ALABAMA STATE (W, 13-7)	-	-	2.1	5	1	0	2	1	0	0.00	52

4/1	at #12 LSU (L, 2-9)	-	-	0.1	0	0	0	0	0	0	0.00	1
4/15	at Mississippi State (L, 5-9)	-	-	0.1	0	0	0	0	1	0	0.00	3
4/20	*KENNESAW STATE (W, 14-1)	W	-	4.0	2	0	0	1	8	0	0.00	68

TYLER DRABICK'S CAREER APPEARANCES

2022 - GRADUATE YEAR												
Date	Opp (Res.)	DEC	QS	IP	H	R	ER	BB	SO	HR	ERA	NP
3/1	ALABAMA STATE (W, 13-7)	W	-	2.1	1	1	1	2	5	0	3.86	46
3/5	RHODE ISLAND-G1 (W, 16-0)	-	-	0.1	0	0	0	1	1	0	3.38	13
3/13	MIDDLE TENNESSEE-G1 (W, 10-7)	-	-	0.1	0	0	0	0	0	0	3.00	3
3/18	#1 OLE MISS (W, 19-5)	-	-	1.0	1	0	0	1	2	0	2.25	22
3/22	vs. South Alabama (W, 13-12)	-	-	0.2	1	2	2	1	0	0	5.79	10
3/29	JAX STATE (L, 2-5)	-	-	1.1	1	2	0	0	2	0	4.50	28
4/9	#12 VANDERBILT (L, 4-19)	-	-	1.0	5	4	4	0	3	2	9.00	33

BROOKS FULLER'S CAREER APPEARANCES

2019 - FRESHMAN YEAR												
Date	Opp (Res.)	DEC	QS	IP	H	R	ER	BB	SO	HR	ERA	NP
2/16	GEORGIA SOUTHERN (L, 5-7)	-	-	1.0	1	1	1	1	0	1	9.00	21
2/20	*ALABAMA A&M (W, 10-2)	-	-	3.0	2	2	0	2	3	0	2.25	46
3/2	CINCINNATI (W, 9-5)	-	-	1.2	0	0	0	0	1	0	1.59	14
3/5	UT MARTIN (W, 15-9)	-	-	2.2	2	3	0	3	0	0	1.08	42
3/9	UTSA (W, 8-3)	-	-	1.0	0	0	0	1	0	0	0.96	17
3/16	#21 TENNESSEE (W, 5-2)	W	-	3.2	2	1	1	2	3	0	1.38	63
3/23	at #4 Mississippi State (L, 2-15)	-	-	3.2	4	1	1	3	3	0	1.62	67
3/30	*at #12 Texas A&M (L, 0-4)	L	-	5.0	3	2	2	4	4	1	2.08	88
4/5	*#9 ARKANSAS (L, 6-9)	-	-	3.1	3	3	2	4	4	0	2.52	76
4/9	JACKSONVILLE STATE (L, 6-11)	-	-	0.0	0	1	1	2	0	0	2.88	15
4/13	*at #12 Texas A&M (W, 7-0)	W	X	6.0	4	0	0	3	4	0	2.32	93
4/20	*#17 OLE MISS (W, 6-5)	-	-	4.2	5	3	3	2	6	2	2.78	79
4/26	*at #4 Vanderbilt (L, 5-9)	L	-	1.2	4	4	2	2	1	1	3.13	37
5/4	*ALABAMA (L, 6-7)	-	-	3.0	3	2	2	2	3	0	3.35	61
5/11	#7 GEORGIA (L, 8-10)	-	-	0.2	0	0	0	0	1	0	3.29	4
5/14	*NORTH ALABAMA (W, 8-7)	-	-	1.1	3	4	4	3	1	0	4.04	36
5/17	at #20 LSU (L, 1-5)	-	-	1.0	1	1	1	1	1	0	4.15	16
5/18	at #20 LSU (W, 5-4)	-	-	0.1	0	0	0	0	0	0	4.12	3
5/22	vs. #2 Vanderbilt (L, 1-11)	-	-	0.1	2	2	2	0	1	0	4.50	17
5/23	vs. #17 LSU (L, 3-4)	-	-	0.0	0	0	0	0	0	0	4.50	2

2020 - SOPHOMORE YEAR

Date	Opp (Res.)	DEC	QS	IP	H	R	ER	BBSO	HR	ERA	NP	
2/16	ILLINOIS-CHICAGO (W, 14-0)	-	-	2.0	2	0	0	0	3	0	0.00	34
2/25	*ALABAMA A&M (W, 10-0)	W	-	4.0	5	0	0	0	3	0	0.00	60
3/10	*GEORGIA TECH (L, 2-6)	L	-	2.0	4	3	2	1	1	0	2.25	42

2021 - JUNIOR YEAR

Date	Opp (Res.)	DEC	QS	IP	H	R	ER	BB	SO	HR	ERA	NP
2/19	PRESBYTERIAN (W, 14-3)	-	-	1.0	2	0	0	0	1	0	0.00	15
2/21												

5/12	at Samford (L, 1-6)	-	-	1.0	0	0	0	1	1	0	6.94	12
5/14	TEXAS A&M (W, 5-4)	-	-	1.0	0	0	0	0	0	0	6.75	9
5/16	TEXAS A&M (W, 8-5)	W	-	3.2	3	2	1	0	3	0	6.37	40
5/22	at Missouri (L, 6-7)	-	-	1.0	2	0	0	0	0	0	6.21	14
5/25	vs. #11 Ole Miss (L, 4-7)	-	-	0.1	0	0	0	0	0	0	6.17	3

4/1	at LSU (L, 2-9)	-	-	0.2	3	5	5	2	0	0	13.50	27
4/5	at UAB (W, 6-4)	-	-	0.1	0	0	0	1	0	0	12.46	11
4/9	#12 VANDERBILT (L, 4-19)	-	-	1.0	5	3	3	0	1	0	15.19	31
4/15	at Mississippi State (L, 5-9)	-	-	1.0	1	0	0	1	2	0	12.79	21
4/22	KENNESAW STATE (W, 14-1)	-	-	1.0	0	0	0	1	1	0	11.05	15

2022 - SOPHOMORE YEAR

Date	Opp (Res.)	DEC	QS	IP	H	R	ER	BB	SO	HR	ERA	NP
2/19	*vs. #12 Texas Tech (W, 2-1)	W	-	5.0	3	0	0	3	5	0	0.00	81
2/26	*YALE (W, 4-3)	-	-	3.0	7	3	3	0	2	0	3.38	47
3/5	*RHODE ISLAND-G1 (W, 16-0)	W	X	6.2	5	0	0	1	8	0	1.84	89
3/13	*MIDDLE TENNESSEE-G1 (W, 10-7)	-	-	1.0	0	0	0	1	0	0	1.72	12
3/29	JAX STATE (L, 2-5)	-	-	1.2	0	0	0	0	0	0	1.56	13
4/2	*at #12 LSU (W, 6-4)	W	X	6.0	9	3	3	2	1	0	2.31	92
4/10	*#12 VANDERBILT (W, 8-2)	W	X	9.0	8	2	1	0	8	0	1.95	104
4/16	*at Mississippi State (W, 3-2)	W	X	8.0	7	2	2	0	6	2	2.01	110
4/24	*SOUTH CAROLINA (W, 2-0)	W	X	7.0	7	0	0	0	4	0	1.71	89

CADE GRANZOW'S CAREER APPEARANCES

Date	Opp (Res.)	DEC	QS	IP	H	R	ER	BB	SO	HR	ERA	NP
2/20	vs. Kansas State (W, 12-1)	-	-	1.0	1	0	0	0	1	0	0.00	16
2/26	YALE-G2 (L, 4-5 [10])	-	-	0.2	1	0	0	1	1	0	0.00	18
3/2	UAB (W, 16-1)	-	-	1.0	1	0	0	0	0	0	0.00	9
3/5	RHODE ISLAND-G2 (W, 12-0)	-	-	1.0	0	0	0	0	2	0	0.00	14
3/22	vs. South Alabama (W, 13-12)	-	-	1.2	2	1	1	0	0	0	1.69	24
4/9	#12 VANDERBILT (L, 4-19)	-	-	1.2	2	1	1	1	0	0	2.57	30
4/15	at Mississippi State (L, 5-9)	-	-	0.1	2	2	2	2	0	1	4.91	16

CAM HILL'S CAREER APPEARANCES

Date	Opp (Res.)	DEC	QS	IP	H	R	ER	BB	SO	HR	ERA	NP
2/21	PRESBYTERIAN (W, 2-1 [10])	W	-	1.0	0	0	0	0	2	0	0.00	12
2/28	vs. Texas A&M (W, 6-1)	-	-	1.0	1	1	1	1	2	0	4.50	29
3/7	#18 BOSTON COLLEGE (L, 9-11 [10])	-	-	0.2	4	5	5	0	0	0	20.25	30
3/14	LITTLE ROCK (L, 6-12)	-	-	0.1	3	4	4	1	0	0	30.00	20
3/21	at #4 Ole Miss (L, 11-19)	-	-	0.0	2	3	2	3	0	0	36.00	22
3/27	KENTUCKY (L, 4-6)	-	-	1.0	0	0	0	0	1	0	27.00	10
4/13	at #20 Georgia Tech (W, 7-3)	-	-	0.1	1	1	1	2	1	0	27.00	15
4/21	JAX STATE (W, 8-7 [10])	W	-	1.0	0	0	0	1	0	0	21.94	9
5/12	at Samford (L, 1-6)	-	-	1.0	2	1	1	0	1	0	19.29	23
5/18	NORTH ALABAMA (W, 14-6)	-	-	0.2	1	1	1	3	1	0	19.29	35

2022 - SOPHOMORE YEAR

Date	Opp (Res.)	DEC	QS	IP	H	R	ER	BB	SO	HR	ERA	NP
3/5	RHODE ISLAND-G1 (W, 16-0)	-	-	1.0	0	0	0	0	1	0	0.00	11
4/20	KENNESAW STATE (W, 14-1)	-	-	0.1	0	0	0	0	0	0	0.00	7

CHASE ISBELLS' CAREER APPEARANCES

Date	Opp (Res.)	DEC	QS	IP	H	R	ER	BB	SO	HR	ERA	NP
2/14	UNC ASHEVILLE (W, 15-1)	-	-	1.0	0	0	0	1	2	0	0.00	-
2/20	at Belmont (L, 4-9)	-	-	1.0	1	2	0	2	1	0	0.00	-
2/23	at Lipscomb (W, 7-3)	-	-	0.1	1	1	1	2	0	0	3.86	18
3/1	NORTHERN KENTUCKY (W, 10-5)	W	-	2.0	1	1	1	2	1	0	4.15	-
3/10	ALABAMA A&M (W, 5-1)	-	-	1.0	0	0	0	0	2	0	3.38	-

2021 - SOPHOMORE YEAR AT SAMFORD

Date	Opp (Res.)	DEC	QS	IP	H	R	ER	BB	SO	HR	ERA	NP
2/19	UT MARTIN (W, 5-3)	-	-	2.0	0	0	0	0	1	0	0.00	-
2/21	UT MARTIN (W, 3-1)	S	-	2.0	0	0	0	0	5	0	0.00	-
2/28	at Florida (L, 9-10)	L	-	1.1	2	1	0	2	2	0	0.00	-
3/3	JACKSONVILLE STATE (W, 10-9)	S	-	2.0	0	0	0	1	2	0	0.00	-
3/7	TOLEDO (W, 16-8)	-	-	1.0	1	1	1	0	3	0	1.08	-
3/9	at Troy (W, 6-5)	S	-	1.0	3	1	1	0	2	0	1.93	25
3/13	at Texas A&M (L, 2-5)	-	-	1.0	1	0	0	0	2	0	1.74	21
3/20	at UNC Greensboro (W, 6-1)	-	-	1.0	0	0	0	1	0	0	1.59	15
3/21	at UNC Greensboro (W, 8-3)	-	-	1.0	0	0	0	0	0	0	1.46	12
3/23	at UAB (W, 5-1)	S	-	1.0	0	0	0	0	3	0	1.35	-
3/26	ETSU (W, 7-3)	-	-	1.0	0	0	0	0	1	0	1.26	-
4/2	VMI (W, 7-6)	W	-	1.0	0	0	0	1	1	0	1.17	-
4/3	VMI (W, 7-6)	S	-	1.0	0	0	0	0	0	0	1.10	-
4/6	TROY (W, 4-3)	W	-	1.0	1	1	1	0	0	1	1.56	-
4/11	THE CITADEL (W, 8-4)	-	-	1.0	1	0	0	0	1	0	1.47	-
4/16	at Western Carolina (W, 8-5)	-	-	1.0	1	2	2	2	0	0	2.33	-
4/20	at Auburn (L, 4-6)	-	-	1.0	0	0	0	0	1	0	2.21	10
4/23	MERCER (W, 10-9)	S	-	1.0	1	0	0	0	1	0	2.11	-
4/24	MERCER (L, 4-5)	-	-	1.0	0	0	0	0	1	0	2.01	-
4/30	at Wofford (W, 9-8)	S	-	1.1	0	0	0	0	2	0	1.90	19
5/1	at Wofford (L, 4-5)	L	-	0.1	4	3	3	2	1	0	3.00	25
5/8	at VMI (W, 18-1)	-	-	1.0	1	0	0	0	3	0	2.88	18
5/12	AUBURN (W, 6-1)	-	-	1.0	1	0	0	1	2	0	2.77	-
5/15	UNC GREENSBORO (W, 8-4)	-	-	1.0	0	0	0	0	1	0	2.67	-
5/21	at ETSU (W, 7-6)	W	-	3.0	2	0	0	1	6	0	2.40	57
5/27	vs. Mercer (W, 10-8)	W	-	1.0	0	0	0	2	2	0	2.32	22

2022 - JUNIOR YEAR

Date	Opp (Res.)	DEC	QS	IP	H	R	ER	BB	SO	HR	ERA	NP
3/22	vs. South Alabama (W, 13-12)	-	-	1.0	1	0	0	0	1	0	0.00	18
3/26	at Texas A&M (L, 4-5 [11])	L	-	2.1	2	1	1	0	3	0	2.70	45

NATE LARUE'S CAREER APPEARANCES

Date	Opp (Res.)	DEC	QS	IP	H	R	ER	BB	SO	HR	ERA	NP
4/21	JAX STATE (W, 8-7 [10])	-	-	1.0	1	1	1	0	1	1	9.00	17

2022 - JUNIOR YEAR

Date	Opp (Res.)	DEC	QS	IP	H	R	ER	BB	SO	HR	ERA	NP
2/23	TROY (W, 13-1)	-	-	1.0	2	0	0	0	1	0	0.00	17
3/1	ALABAMA STATE (W, 13-7)	-	-	2.0	1	0	0	2	2	0	0.00	37
3/9	vs. Tennessee Tech (W, 4-3)	-	-	0.2	1	0	0	0	1	0	0.00	9
3/13	MIDDLE TENNESSEE-G1 (W, 10-7)	-	-	0.0	2	1	1	0	0	0	2.45	5
3/18	#1 OLE MISS (W, 19-5)	-	-	1.2	1	0	0	1	0	0	1.69	25

HAYDEN MULLINS' CAREER APPEARANCES

Date	Opp (Res.)	DEC	QS	IP	H	R	ER	BB	SO	HR	ERA	NP
2/16	ILLINOIS-CHICAGO (W, 14-0)	-	-	1.0	1	0	0	0	1	0	0.00	13
2/23	UCF (L, 2-12)	-	-	1.2	2	3	3	1	4	1	10.12	38
2/26	ALABAMA A&M (W, 12-6)	W	-	1.1	0	0	0	0	2	0	6.75	14
3/1	WRIGHT STATE (W, 6-0)	-	-	0.2	0	0	0	2	1	0	5.79	18
3/11	WOFFORD (L, 3-4)	-	-	2.2	1	0	0	3	2	0	3.68	52

2021 - SOPHOMORE YEAR

Date	Opp (Res.)	DEC	QS	IP	H	R	ER	BB	SO	HR	ERA	NP
2/20	PRESBYTERIAN (W, 6-1)	W	-	1.0	2	0	0	1	2	0	0.00	29
2/24	ALABAMA A&M (W, 33-0)	-	-	1.0	0	0	0	0	2	0	0.00	17
2/26	vs. #25 Oklahoma (L, 3-4 [10])	-	-	0.0	1	0	0	1	0	0	0.00	10
3/6	#18 BOSTON COLLEGE (W, 16-1)	-	-	2.0	0	0	0	1	4	0	0.00	31
3/9	at UAB (W, 6-5)	W	-	4.0	2	1	0	0	8	0	0.00	56
3/14	LITTLE ROCK (L, 6-12)	-	-	3.0	3	1	1	0	3	0	0.82	34
4/11	#4 MISSISSIPPI STATE (L, 10-19)	-	-	0.1	2	2	2	1	0	0	2.38	18

2022 - JUNIOR YEAR

Date	Opp (Res.)	DEC	QS	IP	H	R	ER	BB	SO	HR	ERA	NP
2/18	vs. Oklahoms (L, 0-3)	L	-	2.0	2	3	3	2	0	1	13.50	36
2/23	TROY (W, 13-1)	W	-	2.0	1	0	0	0	2	0	5.75	29
2/26	YALE-G2 (L, 4-5)	-	-	0.1	1	1	1	1	1	0	8.31	20
3/6	*RHODE ISLAND (W, 14-1)	-	-	3.0	1	0	0	2	5	0	4.91	64
3/18	*#1 OLE MISS (W, 19-5)	W	-	5.0	2	1	1	4	3	0	3.65	88
3/25	*at Texas A&M (W, 6-5 [10])	-	-	3.0	4	1	1	0	5	0	3.52	54
3/31	*at LSU (W, 6-5)	-	-	4.0	3	2	2	7	2	3	3.72	86
4/8	*#12 VANDERBILT (W, 5-1)	-	-	4.1	1	0	0	6	9	0	3.04	93
4/14	*at Mississippi State (L, 6-7)	-	-	4.0	4	3	3	5	4	0	3.58	83
4/22	*SOUTH CAROLINA (W, 6-3)	-	-	5.1	3	3	2	2	6	1	3.55	91

TOMMY SHEEHAN'S CAREER APPEARANCES

AUBURN 2022 AUBURN BASEBALL GAME NOTES

2/21	*vs. Incarnate Word (W, 12-1)	W	X	6.0	5	1	1	0	5	0	0.69	100
2/28	*at Presbyterian (W, 13-5)	W	-	6.1	7	4	4	1	6	0	2.33	84
3/6	*at North Carolina (W, 8-5)	-	-	4.0	5	2	2	3	2	0	2.70	75

2021 - SENIOR YEAR AT NOTRE DAME

Date	Opp (Res.)	DEC	QS	IP	H	R	ER	BB	SO	HR	ERA	NP
2/27	*at Wake Forest (L, 8-10)	-	-	4.0	4	1	1	3	7	0	2.25	88
3/5	*at Clemson (L, 7-13)	L	-	4.0	6	5	5	2	3	1	6.75	-

2022 - FIFTH YEAR

Date	Opp (Res.)	DEC	QS	IP	H	R	ER	BB	SO	HR	ERA	NP
2/18	*vs. Oklahoma (L, 0-3)	-	-	1.0	1	0	0	1	1	0	0.00	33
2/23	*TROY (W, 13-1)	W	-	3.0	1	1	1	3	1	0	2.25	43
3/6	RHODE ISLAND (W, 14-1)	S	-	3.0	0	0	0	1	5	0	1.29	47
3/13	MIDDLE TENNESSEE-G1 (W, 10-7) W	-	-	3.2	4	2	2	2	1	1	2.53	52
3/19	#1 OLE MISS (L, 2-15)	-	-	2.2	5	3	3	0	3	0	4.05	40
3/27	*at Texas A&M (W, 13-9)	-	-	1.0	3	5	5	4	0	0	6.91	38
4/9	#12 VANDERBILT (L, 4-19)	-	-	1.1	2	2	2	2	1	0	7.47	28
4/20	KENNESAW STATE (W, 14-1)	-	-	2.0	0	0	0	0	3	0	6.62	22
4/23	SOUTH CAROLINA (W, 8-6)	-	-	1.0	2	3	2	1	2	0	7.23	24

CARSON SKIPPER'S CAREER APPEARANCES

2019 - FRESHMAN YEAR

Date	Opp (Res.)	DEC	QS	IP	H	R	ER	BB	SO	HR	ERA	NP
2/15	GEORGIA SOUTHERN (W, 11-2)	-	-	3.0	3	0	0	1	1	0	0.00	48
2/19	*ALABAMA A&M (W, 10-1)	W	-	4.0	2	1	0	0	8	0	0.00	67
2/24	at UCF (W, 13-9)	W	-	2.0	3	3	3	3	1	1	3.00	58
3/2	*CINCINNATI (W, 9-5)	W	-	3.0	5	4	3	0	4	1	4.50	59
3/6	UT MARTIN (W, 2-0)	-	-	2.1	0	0	0	0	5	0	3.77	31
3/9	*UTSA (W, 8-3)	W	-	4.2	5	0	0	0	5	0	2.84	70
3/17	*#21 TENNESSEE (W, 5-3)	W	-	3.0	3	2	1	1	1	0	2.86	46
3/23	*at #4 Mississippi State (L, 2-15)	L	-	0.2	5	5	4	2	1	0	4.37	35
3/24	at #4 Mississippi State (L, 15-20)	-	-	0.1	2	3	3	1	0	1	5.48	9
3/30	*at South Carolina (W, 7-5)	-	-	1.0	4	3	3	2	1	0	6.38	43
4/5	*#9 ARKANSAS (W, 6-3)	-	-	0.2	1	0	0	0	1	0	6.20	8
4/5	*#9 ARKANSAS (L, 6-9)	L	-	3.0	3	5	5	3	3	2	7.16	78
4/9	JACKSONVILLE STATE (L, 6-11)	-	-	0.0	0	0	0	2	0	0	7.16	10
4/16	*at #16 Georgia Tech (L, 6-11)	-	-	2.1	1	1	1	4	3	0	6.82	53
4/23	at Jacksonville State (W, 14-2)	-	-	1.0	0	0	0	1	0	0	6.61	17
4/25	at #4 Vanderbilt (L, 6-12)	-	-	1.1	3	2	2	3	1	0	6.89	43
5/7	*UAB (L, 4-6)	L	-	2.1	5	4	4	0	3	0	7.46	48

2020 - SOPHOMORE YEAR

Date	Opp (Res.)	DEC	QS	IP	H	R	ER	BBSO	HR	ERA	NP	
2/15	ILLINOIS-CHICAGO (W, 7-3)	-	-	1.0	0	0	0	0	2	0	0.00	16
2/19	OAKLAND (W, 17-1)	-	-	2.0	2	0	0	0	2	0	0.00	28
2/22	UCF (L, 3-7)	-	-	1.1	1	0	0	0	2	0	0.00	20
2/25	ALABAMA A&M (W, 10-0)	-	-	1.0	0	0	0	0	2	0	0.00	11
2/28	WRIGHT STATE (W, 7-2)	-	-	1.0	0	0	0	1	1	0	0.00	14
3/8	CHICAGO STATE (W, 9-0)	-	-	1.0	0	0	0	1	2	0	0.00	16
3/10	GEORGIA TECH (L, 2-6)	-	-	1.2	2	1	1	1	1	0	1.00	37

2021 - JUNIOR YEAR

Date	Opp (Res.)	DEC	QS	IP	H	R	ER	BB	SO	HR	ERA	NP
2/20	PRESBYTERIAN (W, 6-1)	-	-	1.0	1	0	0	0	1	0	0.00	9
2/24	ALABAMA A&M (W, 33-0)	-	-	1.0	1	0	0	0	0	0	0.00	8
2/26	vs. #25 Oklahoma (L, 3-4 [10])	-	-	2.0	1	0	0	1	3	0	0.00	39
2/28	vs. Texas A&M (W, 6-1)	-	-	1.0	0	0	0	0	1	0	0.00	15
3/7	#18 BOSTON COLLEGE (L, 9-11 [10])	-	-	0.2	0	0	0	0	1	0	0.00	13
4/1	at #1 Arkansas (W, 2-1)	-	-	1.0	1	0	0	0	0	0	0.00	15
4/3	at #1 Arkansas (L, 5-6 [10])	-	-	2.0	2	2	2	1	2	0	2.08	43
4/9	#4 MISSISSIPPI STATE (L, 5-6)	L	-	2.0	1	1	1	1	2	0	2.53	38
4/15	at Alabama (L, 7-8 [10])	L	-	1.0	3	1	1	0	2	0	3.09	26
4/17	at Alabama (L, 9-10)	-	-	0.2	4	3	3	0	1	2	5.11	18
4/20	SAMFORD (W, 6-4)	-	-	1.0	1	0	0	0	2	0	4.72	18
4/25	#10 FLORIDA (W, 10-8 [7])	-	-	1.2	2	2	0	0	2	0	4.20	41
4/30	at #20 Georgia (W, 10-6 [14])	-	-	3.0	4	1	1	0	0	1	4.00	32
5/6	LSU (L, 3-8)	-	-	0.1	0	3	3	1	0	0	5.40	25
5/8	LSU (W, 2-1)	W	-	2.1	0	0	0	1	4	0	4.79	38
5/14	TEXAS A&M (W, 5-4)	W	-	3.0	2	1	1	0	4	1	4.56	50
5/16	TEXAS A&M (W, 8-5)	S	-	1.1	1	0	0	0	3	0	4.32	17
5/21	at Missouri (W, 3-0)	S	-	1.0	2	0	0	1	1	0	4.15	26
5/25	vs. #11 Ole Miss (L, 4-7)	-	-	3.2	3	2	2	1	6	1	4.25	68

2022 - SENIOR YEAR

Date	Opp (Res.)	DEC	QS	IP	H	R	ER	BB	SO	HR	ERA	NP
2/19	vs. #12 Texas Tech (W, 2-1)	-	-	1.0	0	0	0	1	1	0	0.00	17
2/26	YALE-G1 (W, 4-3)	-	-	3.0	1	0	0	2	4	0	0.00	57
3/4	RHODE ISLAND (W, 7-2)	W	-	4.0	3	0	0	0	4	0	0.00	60
3/11	MIDDLE TENNESSEE (L, 8-10)	-	-	5.2	6	3	2	0	4	1	1.32	71
3/17	#1 OLE MISS (L, 6-13)	-	-	2.2	4	5	1	0	3	1	1.65	51
3/25	at Texas A&M (W, 6-5 [10])	-	-	3.0	4	4	4	2	0	1	3.26	58
3/27	at Texas A&M (W, 13-9)	-	-	2.0	1	0	0	0	3	0	2.95	24
3/31	at LSU (W, 6-5)	W	-	3.1	4	2	2	1	3	1	3.28	49
4/2	at LSU (W, 6-4)	-	-	0.1	1	0	0	0	1	0	3.24	10
4/8	#12 VANDERBILT (W, 5-1)	W	-	2.2	1	1	1	0	2	0	3.25	31
4/14	at Mississippi State (L, 6-7)	-	-	3.0	2	2	2	0	3	2	3.52	46
4/19	ALABAMA STATE (W, 6-5 [10])	-	-	2.0	1	0	0	0	3	0	3.31	25
4/22	SOUTH CAROLINA (W, 6-3)	-	-	1.1	1	0	0	0	2	0	3.18	26
4/23	SOUTH CAROLINA (W, 8-6)	-	-	1.0	0	0	0	0	0	0	3.09	13

4/24	SOUTH CAROLINA (W, 2-0)	-	-	1.0	0	0	0	0	1	0	3.00	6
------	-------------------------	---	---	-----	---	---	---	---	---	---	------	---

CARSON SWILLING'S CAREER APPEARANCES

2021 - FRESHMAN YEAR

Date	Opp (Res.)	DEC	QS	IP	H	R	ER	BB	SO	HR	ERA	NP
2/19	PRESBYTERIAN (W, 14-3)	-	-	1.0	0	0	0	0	1	0	0.00	11
2/23	ALABAMA A&M (W, 18-2 [7])	-	-	1.0	0	0	0	0	2	0	0.00	15
3/6	#18 BOSTON COLLEGE (W, 16-1)	-	-	1.2	1	0	0	1	1	0	0.00	40
3/12	LITTLE ROCK (W, 7-0)	-	-	1.0	0	0	0	0	1	0	0.00	10
3/16	at Lipscomb (W, 9-7)	W	-	3.2	3	1	1	0	2	1	1.08	42
3/20	at #4 Ole Miss (L, 5-6)	-	-	1.2	2	0	0	1	3	0	0.90	45
3/27	KENTUCKY (L, 4-6)	-	-	1.0	2	1	1	1	0	0	1.64	16
4/2	at #1 Arkansas (L, 5-6)	L	-	0.2	0	1	1	2	0	0	2.31	14
4/11	#4 MISSISSIPPI STATE (L, 10-19)	-	-	2.0	2	3	3	3	1	0	3.95	40
4/13	at #20 Georgia Tech (W, 7-3)	-	-	1.0	0	0	0	0	3	0	3.68	16
4/16	at Alabama (W, 5-4)	S	-	2.0	1	1	0	0	3	0	3.24	38
4/20	SAMFORD (W, 6-4)	-	-	2.0	0	0	0	0	2	0	2.89	27
4/23	#10 FLORIDA (L, 2-4)	-	-	0.2	2	0	0	0	0	0	2.79	10
4/25	#10 FLORIDA (L, 4-6)	-	-	0.2	0	0	0	0	1	0	2.70	14
4/30	at #20 Georgia (W, 10-6 [14])	-	-	1.0	1	0	0	0	0	0	2.57	10
5/1	at #20 Georgia (W, 9-7)	S	-	3.1	5	3	3	1	5	0	3.33	67
5/6	LSU (L, 3-8)	-	-	0.2	1	0	0	0	1	0	3.24	15
5/8	LSU (W, 2-1)	-	-	0.2	1	0	0	2	1	0	3.16	22
5/15	TEXAS A&M (L, 9-11)	L	-	1.2	2	3	0	3	4	0	2.96	51
5/20	at Missouri (W, 15-6)	-	-	1.1	4	2	2	0	1	1	3.45	23
5/22	at Missouri (L, 6-7)	-	-	1.0	1	0	0	0	1	0	3.34	16

2022 - SOPHOMORE YEAR

Date	Opp (Res.)	DEC	QS	IP	H	R	ER	BB	SO	HR	ERA	NP
2/20	vs. Kansas State (W, 12-1)	-	-	1.0	0	0	0	0	1	0	0.00	15
2/25	YALE (W, 9-0)	-	-	1.0	0	0	0	1	1	0	0.00	13
2/26	YALE-G2 (L, 4-5 [10])	L	-	1.0	0	1	1	2	1	0	3.00	24
3/11	MIDDLE TENNESSEE (L, 8-10)	-	-	2.1	0	0	0	0	3	0	1.69	22
3/13	MIDDLE TENNESSEE-G2 (L, 3-4)	L	-	0.1	2	1	1	2	0	0	3.18	21
3/17	#1 OLE MISS (L, 6-13)	-	-	3.1	2	0	0	1	4	0	2.00	58
3/22	vs. South Alabama (W, 13-12)	-	-	1.1	2	2	2	2	3	0	3.48	32
3/26	at Texas A&M (L, 4-5 [11])	-	-	3.0	3	2	2	1	5	1	4.05	48
4/1	at LSU (L, 2-9)	-	-	1.2	2	0	0	0	0	0	3.60	28
4/9	#12 VANDERBILT (L, 4-19)	-	-	0.2	3	3	3	0	0	0	5.17	20
4/15	at Mississippi State (L, 5-9)	-	-	1.0	4	3	3	0	0	1	6.48	21
4/23	SOUTH CAROLINA (W, 8-6)	W	-	0.1	0	0	0	0	1	0	6.35	5

GARRETT WADE'S CAREER APPEARANCES

2019 - FRESHMAN YEAR

Date	Opp (Res.)	DEC	QS	IP	H	R	ER	BB	SO	HR	ERA	NP
2/16	GEORGIA SOUTHERN (L, 5-7)	-	-	0.0	0	0	0	0	1	0	0.00	4
2/20	ALABAMA A&M (W, 10-2)	W	-	4								

SUPERLATIVES AND MISCELLANEOUS NOTES

STARTS BY POSITION

STARTING PITCHER

Trace Bright	10	3-7
Joseph Gonzalez	8	8-0
Mason Barnett	7	6-1
Hayden Mullins	7	6-1
Jordan Armstrong	4	2-2
Tommy Sheehan	3	2-1
Konner Copeland	2	2-0

CATCHER

Nate LaRue	16	11-5
Jake Wyandt	13	11-2
Ryan Dyal	12	7-5

FIRST BASE

Sonny DiChiara	36	26-10
Cam Hill	5	3-2

SECOND BASE

Cole Foster	34	25-9
Garrett Farquhar	6	4-2
Brooks Carlson	1	0-1

THIRD BASE

Blake Rambusch	37	27-10
Garrett Farquhar	4	2-2

SHORTSTOP

Brody Moore	40	28-12
Garrett Farquhar	1	1-0

LEFT FIELD

Mike Bello	14	10-4
Ryan Dyal	11	8-3
Bryson Ware	5	4-1
Brayton Brown	3	2-1
Brooks Carlson	3	3-0
Josh Hall	3	2-1
Mason Land	1	0-1
Bobby Peirce	1	0-1

CENTER FIELD

Kason Howell	41	29-12
--------------	----	-------

RIGHT FIELD

Bryson Ware	17	13-4
Bobby Peirce	13	10-3
Mike Bello	4	2-2
Blake Rambusch	4	2-2
Josh Hall	3	2-1

DESIGNATED HITTER

Brooks Carlson	18	12-6
Cam Hill	15	11-4
Ryan Dyal	4	4-0
Nate LaRue	3	2-1
Sonny DiChiara	1	0-1

2022 AUBURN & OPPONENT HIGHS

TEAM BATTING

	AUBURN	OPPONENT
Runs in a game	19, vs. Ole Miss (3/18)	19, Vandy (4/9)
Runs in an inning	9, vs. Rhode Island [1st] (G2 - 3/5)	9, Vandy [4th] (4/9)
Most Hits in a game	17, UAB (3/2)	23, Vandy (4/9)
Fewest Hits in a game	3, two times	1, Rhode Island (G2 - 3/5)
Hits in an inning	7, vs. Rhode Island [1st] (G2 - 3/5)	8, Vandy [4th] (4/9)
2B in a game	5, vs. Yale (2/25)	10, Vandy (4/9)
3B in a game	1, seven times	1, Yale (G1 - 2/26)
HR in a game	4, vs. Rhode Island (3/6)	4, Vandy (4/9)
SB in a game	2, six times	6, Yale (G1 - 2/26)
LOB in a game	17, two times	14, MSU (4/15)
K in a game	17, vs. K-State (2/20)	19, Yale (2/25)
BB in a game	12, two times	9, two times

TEAM PITCHING

	AUBURN	OPPONENT
K in a game	19, vs. Yale (2/25)	17, K-State (2/20)
BB in a game	9, two times	12, two times
Pitchers used	9, vs. S. Alabama (3/22)	10, UAB (3/2)
Total Quality Starts	8	2

TEAM FIELDING

	AUBURN	OPPONENT
Errors in a game	5, vs. Ole Miss (3/17)	5, Alabama State (3/1)
DP turned in a game	3, two times	2, four times

IND. BATTING

	AUBURN	OPPONENT
Hits in a game	4, three times	5, Bulger [Vandy] (4/9)
Runs in a game	4, three times	4, two times
2B in a game	2, seven times	3, Keegan [Vandy] (4/9)
3B in a game	1, seven times	1, Swank [Yale] (G1 - 2/26)
HR in a game	2, DiChiara vs. Vandy (4/10)	2, two times
RBI in a game	6, Ware, two times	4, Elko [OM] (3/19)
XBH in a game	3, two times	3, two times
SB in a game	2, Rambusch, two times	3, Swank [Yale] (G1 - 2/26)
BB in a game	4, DiChiara at MSU (4/16)	4, Sanders [MTSU] (G2 - 3/13)
HBP in a game	2, four times	2, three times
K in a game	4, three times	4, three times
Hitting Streak	17, Rambusch (3/5-4/1)	3, 20 times
Consec. G w/HR	3, DiChiara vs. Troy/Yale (2/23-25)	2, three times

IND. PITCHING

	AUBURN	OPPONENT
K by a starter	11, Armstrong vs. Yale (2/25)	12, Johnson [MSU] (4/15)
K by a reliever	6, Armstrong vs. Samford (4/12)	6, two times
BB by a starter	6, Mullins vs. Vandy (4/8)	5, Picone [URI] (G1 - 3/5)
BB by a reliever	4, two times	6, Capell [Yale] (G2 - 2/26)
IP by a starter	9.0, Gonzalez vs. Vandy (4/10)	7.0, two times
IP by a reliever	5.2, Skipper vs. MTSU (3/11)	5.0, Gilreath [USC] (4/22)

MISCELLANEOUS

	AUBURN
Biggest comeback win	6, vs. S. Alabama (3/22)
Biggest blown lead loss	4, at Texas A&M (3/26)
Largest margin of victory	16, vs. Rhode Island (G1 - 3/5)
Largest margin of defeat	15, vs. Vandy (4/9)
Longest game, Time	4:09, vs. S. Alabama (3/22)
Longest game, Time (9 inn)	4:09, vs. S. Alabama (3/22)
Shortest game, Time (9 inn)	2:29, vs. South Carolina (4/24)
Longest game, Innings	11, at Texas A&M (3/26)
Largest crowd, Home	4,096, four times
Largest crowd, Road	12,346, at MSU (4/15)
Largest crowd, Neutral	10,515, vs. Texas Tech (2/19)

STARTS BY ORDER

LEADOFF

Blake Rambusch	41	29-12
----------------	----	-------

2ND SPOT

Kason Howell	35	24-11
Brody Moore	6	5-1

3RD SPOT

Sonny DiChiara	35	26-9
Ryan Dyal	4	2-2
Cam Hill	2	2-0

CLEANUP

Brooks Carlson	19	14-5
Ryan Dyal	9	7-2
Cam Hill	8	6-2
Brody Moore	3	2-1
Sonny DiChiara	2	0-2

5TH SPOT

Brody Moore	17	11-6
Bryson Ware	8	5-3
Cam Hill	4	3-1
Cole Foster	3	3-0
Nate LaRue	3	2-1
Ryan Dyal	2	2-0
Kason Howell	2	2-0
Brooks Carlson	1	0-1
Bobby Peirce	1	1-0

6TH SPOT

Brody Moore	8	6-2
Bryson Ware	7	5-2
Cole Foster	6	5-1
Mike Bello	5	3-2
Bobby Peirce	5	3-2
Ryan Dyal	4	3-1
Cam Hill	2	1-1
Kason Howell	2	1-1
Brooks Carlson	1	1-0
Garrett Farquhar	1	1-0

7TH SPOT

Cole Foster	8	5-3
Nate LaRue	6	4-2
Brody Moore	6	4-2
Bobby Peirce	5	4-1
Bryson Ware	5	5-0
Ryan Dyal	3	3-0
Cam Hill	3	2-1
Mike Bello	1	1-0
Brayton Brown	1	0-1
Brooks Carlson	1	0-1
Garrett Farquhar	1	0-1
Kason Howell	1	1-0

8TH SPOT

Cole Foster	15	10-5
Nate LaRue	8	5-3
Ryan Dyal	4	2-2
Garrett Farquhar	4	3-1
Mike Bello	3	3-0
Brayton Brown	2	2-0
Cam Hill	1	0-1
Kason Howell	1	1-0
Bobby Peirce	1	1-0
Bryson Ware	2	2-0

9TH SPOT

Jake Wyandt	13	11-2
Mike Bello	9	5-4
Josh Hall	6	4-2
Garrett Farquhar	5	3-2
Cole Foster	2	2-0
Bobby Peirce	2	1-1
Nate LaRue	2	2-0
Ryan Dyal	1	1-0
Mason Land	1	0-1

PITCHING NOTES

2022 BULLPEN BY NUMBERS

Total App.....	141
Saves/Opp.....	14/17
IR/IRS.....	98/41
BA Against.....	.240
ERA.....	4.53

SAVES/OPP

Chase Allsup.....	1/1
Jordan Armstrong.....	1/1
Blake Burkhalter.....	11/12
Parker Carlson.....	0/1
Hayden Mullins.....	0/1
Tommy Sheehan.....	1/1

INHERITED RUNNERS/SCORED

Chase Allsup.....	8/4
John Armstrong.....	16/9
Jordan Armstrong.....	3/3
Mason Barnett.....	3/3
Ben Bosse.....	4/0
Blake Burkhalter.....	11/1
Konner Copeland.....	2/0
Tyler Drabick.....	6/2
Brooks Fuller.....	3/1
Joseph Gonzalez.....	2/1
Cade Granzow.....	6/4
Cam Hill.....	1/0
Chase Isbell.....	4/1
Nate LaRue.....	2/1
Tommy Sheehan.....	3/2
Carson Skipper.....	12/4
Carson Swilling.....	12/5

1ST BATTER FACED/RETIRED

Chase Allsup.....	12/5
John Armstrong.....	10/8
Jordan Armstrong.....	6/4
Mason Barnett.....	5/2
Ben Bosse.....	7/4
Blake Burkhalter.....	20/16
Parker Carlson.....	5/5
Konner Copeland.....	2/2
Tyler Drabick.....	6/3
Brooks Fuller.....	4/2
Joseph Gonzalez.....	1/1
Cade Granzow.....	6/4
Cam Hill.....	2/1
Chase Isbell.....	6/3
Nate LaRue.....	5/1
Hayden Mullins.....	3/1
Tommy Sheehan.....	5/3
Carson Skipper.....	15/14
Carson Swilling.....	12/7
Garrett Wade.....	4/2

RELIEF ERA

Konner Copeland.....	0.00
Joseph Gonzalez.....	0.00
Cam Hill.....	0.00
Nate LaRue.....	1.69
Chase Allsup.....	1.84
Blake Burkhalter.....	2.87
Carson Skipper.....	3.00
John Armstrong.....	3.00
Mason Barnett.....	3.38
Jordan Armstrong.....	3.46
Ben Bosse.....	3.86
Cade Granzow.....	4.91
Tommy Sheehan.....	5.93
Carson Swilling.....	6.35
Hayden Mullins.....	8.31
Parker Carlson.....	8.59
Tyler Drabick.....	9.00
Garrett Wade.....	10.80
Chase Isbell.....	11.05
Brooks Fuller.....	23.14

2022 Auburn Baseball
Team Game-by-Game for Auburn (as of Apr 24, 2022)
Pitching (All games)

Date	Opponent	ip	h	r	er	bb	so	2b	3b	hr	wp	bk	hbp	dp	ibb	score	w-l	sv	era
Feb 18	vs Oklahoma	8.0	4	3	3	5	7	1	0	1	1	0	3	2	0	0-3	0-1	0	3.38
Feb 19	vs Texas Tech	9.0	3	1	1	7	8	0	0	0	1	0	1	1	0	2-1	1-1	1	2.12
Feb 20	vs Kansas State	9.0	3	1	0	3	10	0	0	0	0	0	0	1	0	12-1	2-1	1	1.38
Feb 23	TROY	9.0	5	1	1	4	7	0	0	0	1	0	0	0	0	13-1	3-1	1	1.29
Feb 25	YALE	9.0	4	0	0	3	19	0	0	0	2	0	1	1	0	9-0	4-1	1	1.02
Feb 26	YALE	9.0	9	3	3	3	8	2	1	0	1	0	0	0	0	4-3	5-1	1	1.36
Feb 26	YALE	10.0	8	5	5	9	12	2	0	1	4	0	0	0	0	4-5	5-2	1	1.86
Mar 01	ALABAMA STATE	9.0	13	7	6	8	12	3	0	0	3	0	1	1	0	13-7	6-2	1	2.38
Mar 02	UAB	9.0	3	1	1	2	11	1	0	0	0	0	1	1	0	16-1	7-2	1	2.22
Mar 04	RHODE ISLAND	9.0	8	2	2	2	11	2	0	1	0	0	0	0	0	7-2	8-2	2	2.20
Mar 05	RHODE ISLAND	9.0	5	0	0	2	11	0	0	0	0	0	2	1	0	16-0	9-2	2	2.00
Mar 05	RHODE ISLAND	7.0	1	0	0	0	10	0	0	0	1	0	0	1	0	12-0	10-2	2	1.87
Mar 06	RHODE ISLAND	9.0	3	1	1	4	14	0	0	1	0	0	1	0	0	14-1	11-2	3	1.80
Mar 09	vs Tennessee Tech	9.0	10	3	2	3	14	3	0	0	1	0	1	0	0	4-3	12-2	3	1.81
Mar 11	MIDDLE TENNESS	9.0	10	10	6	3	8	3	0	1	1	0	1	0	0	8-10	12-3	3	2.10
Mar 13	MIDDLE TENNESS	9.0	12	7	6	4	8	2	0	3	1	0	1	2	0	10-7	13-3	4	2.35
Mar 13	MIDDLE TENNESS	8.0	8	4	4	5	4	3	0	0	2	0	0	3	0	3-4	13-4	4	2.46
*Mar 17	OLE MISS	9.0	14	13	6	5	13	3	0	3	4	0	1	1	0	6-13	13-5	4	2.66
*Mar 18	OLE MISS	9.0	6	5	3	8	7	1	0	1	2	0	1	0	0	19-5	14-5	4	2.68
*Mar 19	OLE MISS	9.0	19	15	12	2	12	6	0	3	0	1	1	1	0	2-15	14-6	4	3.15
Mar 22	vs South Alabama	9.0	15	12	11	6	9	5	0	0	3	0	3	1	0	13-12	15-6	4	3.53
*Mar 25	at Texas AM	10.0	11	5	5	2	12	2	0	1	2	0	3	1	0	6-5	16-6	5	3.58
*Mar 26	at Texas AM	10.2	11	5	5	3	14	4	0	1	1	0	0	0	0	4-5	16-7	5	3.61
*Mar 27	at Texas AM	9.0	8	9	8	7	9	1	0	1	1	0	1	2	0	13-9	17-7	5	3.80
Mar 29	JACKSONVILLE ST	9.0	6	5	3	4	6	4	0	0	2	0	1	0	0	2-5	17-8	5	3.77
*Mar 31	at LSU	9.0	9	5	5	3	12	1	0	3	0	0	2	1	0	6-5	18-8	6	3.81
*Apr 01	at LSU	8.0	12	9	9	7	8	3	0	1	3	0	0	2	1	2-9	18-9	6	4.02
*Apr 02	at LSU	9.0	11	4	4	2	5	1	0	1	0	0	2	1	0	6-4	19-9	7	4.02
Apr 05	at UAB	9.0	9	4	4	5	11	0	0	2	0	0	1	0	0	6-4	20-9	8	4.02
*Apr 08	VANDERBILT	9.0	2	1	1	7	15	1	0	0	1	0	1	1	0	5-1	21-9	9	3.92
*Apr 09	VANDERBILT	9.0	23	19	19	6	8	10	0	4	0	0	1	0	1	4-19	21-10	9	4.41
*Apr 10	VANDERBILT	9.0	8	2	1	0	8	2	0	0	1	0	0	1	0	8-2	22-10	9	4.30
Apr 12	SAMFORD	9.0	4	1	1	5	17	0	0	0	2	0	1	1	0	4-1	23-10	10	4.20
*Apr 14	at Mississippi State	8.1	6	7	6	9	9	0	0	2	1	0	0	1	2	6-7	23-11	10	4.26
*Apr 15	at Mississippi State	8.0	14	9	9	5	11	3	0	2	2	0	3	0	0	5-9	23-12	10	4.41
*Apr 16	at Mississippi State	9.0	8	2	2	1	7	1	0	2	0	0	0	0	0	3-2	24-12	11	4.35
Apr 19	ALABAMA STATE	10.0	5	5	3	6	16	1	0	0	2	0	0	1	0	6-5	25-12	11	4.30
Apr 20	KENNESAW STAT	9.0	4	1	0	2	14	0	0	0	0	1	0	0	0	14-1	26-12	11	4.18
*Apr 22	SOUTH CAROLINA	9.0	4	3	2	2	12	0	0	1	0	0	2	1	0	6-3	27-12	12	4.13
*Apr 23	SOUTH CAROLINA	9.0	9	6	5	3	9	1	0	1	0	0	1	3	0	8-6	28-12	13	4.15
*Apr 24	SOUTH CAROLINA	9.0	8	0	0	0	6	0	0	0	0	0	0	2	0	2-0	29-12	14	4.05
Totals		367.0	335	196	165	167	424	72	1	37	46	2	38	35	4	303-196	29-12	14	4.05

AUBURN STARTING PITCHER BREAKDOWN

Starter	GS	Quality Starts	Run Support	RS/Start	Auburn Record
Bright	10	3	35	3.5	3-7
Gonzalez	8	5	37	4.6	8-0
Barnett	7	0	24	3.4	6-1
Mullins	7	0	21	3.0	6-1
Armstrong	4	0	9	2.3	2-2
Sheehan	3	0	7	2.3	2-1
Copeland	2	0	15	7.5	2-0

Auburn Overall Rankings

Category	Rank	No.
ERA	4.05	5th
Opp BA	.244	8th
Hits Allowed	335	10th
Walks	167	10th
Strikeouts	424	4th

Auburn SEC-Only Rankings

Category	Rank	No.
ERA	5.67	8th
Opp BA	.287	14th
Hits Allowed	183	13th
Walks	72	8th
Strikeouts	177	T-5th

AUBURN PITCHING BREAKDOWN

	W-L	ERA	IP	H	R	ER	BB	K	HR	AVG	W-L	ERA	IP	H	R	ER	BB	K	HR	AVG	
STARTERS	13-6	3.52	176.1	164	77	69	77	194	12	.248	HOME	19-7	3.52	233.0	201	117	91	99	278	20	.232
RELIEVERS	16-6	4.53	190.2	171	119	96	90	230	25	.240	ROAD	6-4	5.70	90.0	99	59	57	44	98	16	.283
TOTALS	29-12	4.05	367.0	335	196	165	167	424	37	.244	NEUT.	4-1	3.48	44.0	35	200	17	24	48	1	.226

HITTING NOTES

2022 MULTI-HIT GAMES

	2	3	4	5+	Total
Blake Rambusch	14	5	2	-	21
Sonny DiChiara	11	5	1	-	17
Kason Howell	7	7	-	-	14
Brody Moore	12	1	-	-	13
Brooks Carlson	5	2	-	-	7
Ryan Dyal	6	-	-	-	6
Cam Hill	5	1	-	-	6
Bryson Ware	4	2	-	-	6
Cole Foster	4	2	-	-	6
Bobby Peirce	3	2	-	-	5
Nate LaRue	3	1	-	-	4
Mike Bello	2	1	-	-	3
Garrett Farquhar	2	-	-	-	2
Jake Wyandt	2	-	-	-	2
Josh Hall	1	-	-	-	1

CAREER AUBURN MULTI-HIT GAMES

	2	3	4	5+	Total
Kason Howell	33	15	-	-	48
Brody Moore	28	6	2	-	36
Blake Rambusch	14	5	2	-	21
Sonny DiChiara	11	5	1	-	17
Cam Hill	12	4	-	-	16
Bryson Ware	11	4	-	-	15
Garrett Farquhar	8	1	-	-	9
Ryan Dyal	7	-	-	-	7
Cole Foster	5	2	-	-	7
Brooks Carlson	5	1	-	-	6
Josh Hall	5	1	-	-	6
Nate LaRue	4	1	-	-	5
Mike Bello	2	1	-	-	3
Bobby Peirce	3	2	-	-	5
Jake Wyandt	2	-	-	-	2
Brayton Brown	1	-	-	-	1

2022 MULTI-RBI GAMES

	2	3	4	5+	Total
Sonny DiChiara	6	2	1	-	11
Ryan Dyal	3	3	1	-	7
Blake Rambusch	5	1	1	-	7
Cole Foster	4	1	1	-	6
Kason Howell	5	1	-	-	6
Nate LaRue	5	-	1	-	6
Brooks Carlson	3	2	1	-	6
Brody Moore	1	2	1	-	4
Bryson Ware	2	-	2	-	4
Garrett Farquhar	3	-	-	-	3
Cam Hill	3	-	-	-	3
Jake Wyandt	1	1	1	-	3
Mike Bello	2	-	-	-	2
Brayton Brown	-	1	-	-	1
Josh Hall	1	-	-	-	1
Bobby Peirce	-	1	-	-	1

CAREER AUBURN MULTI-RBI GAMES

	2	3	4	5+	Total
Kason Howell	8	7	-	1	16
Brody Moore	11	2	1	1	15
Sonny DiChiara	6	2	2	1	11
Bryson Ware	6	-	2	2	10
Ryan Dyal	5	3	1	-	9
Cam Hill	5	3	1	-	9
Nate LaRue	6	-	-	1	7
Blake Rambusch	5	1	1	-	7
Garrett Farquhar	4	1	1	-	6
Cole Foster	4	1	1	-	6
Brooks Carlson	3	2	1	-	6
Brayton Brown	2	2	-	-	4
Josh Hall	2	1	-	-	3
Jake Wyandt	1	1	1	-	3
Mike Bello	2	-	-	-	2
Bobby Peirce	1	1	-	-	2

CAREER AUBURN STARTS

	Career	Consec.
Kason Howell	165	89
Brody Moore	107	32
Bryson Ware	59	-
Cam Hill	50	1
Ryan Dyal	49	-
Blake Rambusch	41	41
Cole Foster	38	4
Sonny DiChiara	37	25
Nate LaRue	32	3
Garrett Farquhar	26	-
Brooks Carlson	22	5
Mike Bello	18	1
Josh Hall	16	-
Bobby Peirce	16	-
Brayton Brown	14	-
Jake Wyandt	13	-
Mason Land	1	-

TEAM NOTES

Auburn Overall SEC Rankings			Auburn SEC-Only Rankings		
Category	Rank	No.	Category	Rank	No.
Avg.	.296	3rd	Avg.	.284	2nd
Hits	421	1st	Hits	182	2nd
2B	83	2nd	2B	33	T-2nd
HR	43	10th	HR	22	T-7th
BB	205	4th	BB	86	3rd

2022 AUBURN HOME RUNS

No.	Player (#)	Opponent (Date)	On	Outs	Inn.	Pitcher
1	Ware (1)	Troy (2/23)	3	2	1	Fletcher (R)
2	DiChiara (1)	Troy (2/23)	2	1	2	Pettys (L)
3	DiChiara (2)	Yale (2/25)	1	1	1	Kipp (R)
4	DiChiara (3)	Yale (G1 - 2/26)	0	2	5	Walsh (R)
5	Howell (1)	Yale (G1 - 2/26)	0	0	9	Easterly (L)
6	Rambusch (1)	Yale (G2 - 2/26)	0	0	8	Capell (R)
7	Foster (1)	Alabama State (3/1)	2	1	2	A. Melendez (L)
8	DiChiara (4)	Alabama State (3/1)	0	0	7	O. Melendez (L)
9	DiChiara (5)	Rhode Island (3/4)	1	1	3	Twitchell (R)
10	Rambusch (2)	Rhode Island (G1 - 3/5)	0	0	1	Picone (R)
11	Dyal (1)	Rhode Island (G1 - 3/5)	1	2	4	Diaz (R)
12	Wyandt (1)	Rhode Island (3/6)	2	2	2	Levesque (L)
13	Carlson (1)	Rhode Island (3/6)	1	0	5	Brutti (R)
14	Dyal (2)	Rhode Island (3/6)	3	1	6	Morrison (R)
15	Farquhar (1)	Rhode Island (3/6)	1	2	7	Morrison (R)
16	Dyal (3)	Middle Tennessee (3/11)	1	1	1	Keenan (R)
17	Moore (1)	Middle Tennessee (3/11)	2	2	9	Wigginton (L)
18	DiChiara (6)	Ole Miss (3/17)	1	1	1	Gaddis (L)
19	Dyal (4)	Ole Miss (3/17)	0	1	6	DeLucia (R)
20	DiChiara (7)	Ole Miss (3/18)	1	2	4	Nichols (R)
21	Howell (2)	Ole Miss (3/18)	2	1	7	McDaniel (R)
22	Farquhar (2)	South Alabama (3/22)	0	1	5	Runyan (L)
23	Foster (2)	Texas A&M (3/26)	0	0	2	Dallas (R)
24	Bello (1)	Texas A&M (3/26)	0	0	2	Dallas (R)
25	LaRue (1)	Texas A&M (3/27)	1	2	2	Prager (L)
26	Foster (3)	Texas A&M (3/27)	1	2	5	Hector (R)
27	Moore (2)	LSU (3/31)	2	2	5	Money (R)
28	DiChiara (8)	LSU (4/2)	1	1	5	Fontenot (R)
29	Foster (4)	Vanderbilt (4/8)	0	0	2	McElvain (R)
30	Carlson (2)	Vanderbilt (4/8)	2	1	3	McElvain (R)
31	DiChiara (9)	Vanderbilt (4/9)	0	2	1	Holton (L)
32	LaRue (2)	Vanderbilt (4/9)	1	2	4	Holton (L)
33	DiChiara (10)	Vanderbilt (4/10)	2	1	2	Reilly (R)
34	DiChiara (11)	Vanderbilt (4/10)	0	2	6	Owen (L)
35	Peirce (1)	Samford (4/12)	0	0	8	Watkins (L)
36	LaRue (3)	Miss. State (4/14)	0	1	3	Smith (R)
37	Foster (5)	Miss. State (4/14)	0	1	8	Kohn (L)
38	Moore (3)	Kennesaw St. (4/20)	0	2	3	Stills (R)
39	Carlson (3)	Kennesaw St. (4/20)	1	2	4	Cain (R)
40	LaRue (4)	South Carolina (4/22)	1	2	2	Thomas (R)
41	Peirce (2)	South Carolina (4/22)	0	0	7	Gilreath (L)
42	DiChiara (12)	South Carolina (4/22)	1	0	8	Weins (R)
43	Foster (6)	South Carolina (4/23)	0	0	8	Becker (L)

AUBURN CAREER HOME RUN BREAKDOWN

	1R	2R	3R	GS	Career	Home	Road	Last
Bello	1	--	--	--	1	--	1	3/26/22
Carlson	--	2	1	--	3	3	--	4/20/22
DiChiara	4	6	2	--	12	11	1	4/22/22
Dyal	3	3	--	1	7	6	1	3/17/22
Farquhar	1	1	--	--	2	1	1	3/22/22
Foster	4	1	1	--	6	3	3	4/23/22
Hill	2	2	--	1	5	5	--	4/25/21
Howell	4	3	2	--	9	3	6	3/18/22
LaRue	3	3	--	--	6	4	2	4/22/22
Moore	2	1	2	--	5	3	2	4/20/22
Peirce	2	--	--	--	2	2	--	4/22/22
Rambusch	2	--	--	--	2	2	--	3/5/22
Ware	2	4	--	1	7	5	2	2/23/22
Wyandt	--	--	1	--	1	1	--	3/6/22

AUBURN HITTING STREAKS

	Current	'22	Career
Mike Bello	1	6	6
Luke Burk	-	1	1
Brooks Carlson	-	5	5
Sonny DiChiara	5	8	8
Ryan Dyal	-	4	4
Garrett Farquhar	-	6	6
Cole Foster	-	6	6
Josh Hall	2	3	4
Cam Hill	6	6	6
Kason Howell	-	9	9
Mason Land	-	3	3
Nate LaRue	4	4	4
Brody Moore	-	9	9
Brody Moss	1	1	1
Bobby Peirce	5	5	5
Blake Rambusch	2	17	17
Bryson Ware	-	4	6
Jake Wyandt	-	7	7

AUBURN REACHED BASE STREAKS

	Current	'22	Career
Mike Bello	2	8	8
Luke Burk	-	1	1
Brooks Carlson	-	10	10
Ryan Dyal	5	15	15
Sonny DiChiara	37	37	37
Garrett Farquhar	-	7	7
Cole Foster	4	11	11
Josh Hall	2	3	5
Cam Hill	6	7	8
Kason Howell	10	23	23
Mason Land	-	4	4
Nate LaRue	4	4	7
Brody Moore	-	18	18
Brody Moss	1	1	1
Bobby Peirce	5	8	8
Blake Rambusch	39	39	39
Bryson Ware	-	8	8
Jake Wyandt	-	7	7

BUNT HITS

Player	No.
Josh Hall	3
Mike Bello	1
Cole Foster	1
Brody Moore	1
Blake Rambusch	1
TOTAL	7

SAC BUNTS

Player	No.
Blake Rambusch	2
Mike Bello	1
Brayton Brown	1
Ryan Dyal	1
Kason Howell	1
Mason Land	1
Nate LaRue	1
Brody Moore	1
Jake Wyandt	1
TOTAL	10

SAC FLIES

Player	No.
Nate LaRue	4
Blake Rambusch	4
Kason Howell	3
Brody Moore	3
Sonny DiChiara	2
Ryan Dyal	2
Cole Foster	1
Cam Hill	1
Brody Moss	1
Bobby Peirce	1
Bryson Ware	1
Jake Wyandt	1
TOTAL	24

OUTFIELD ASSISTS

Player	No.
Bryson Ware	3
Ryan Dyal	2
Kason Howell	1
Bobby Peirce	1
TOTAL	7

PINCH HITS

Player	No.
Brooks Carlson	3
Garrett Farquhar	2
Cam Hill	2
Mason Land	2
Mike Bello	1
Luke Burk	1
Brody Moss	1
TOTAL	10

AUBURN 2022 GAME-BY-GAME STARTING LINEUPS

DATE	OPP	1	2	3	4	5	6	7	8	9	SP
2/18	vs. Oklahoma	Rambusch	Howell	Dyal	DiChiara	Moore	Ware	Hill	Foster	Farquhar	Sheehan
2/19	vs. Texas Tech	Rambusch	Moore	DiChiara	Dyal	Howell	Ware	Foster	Farquhar	Wyandt	Gonzalez
2/20	vs. Kansas State	Rambusch	Moore	DiChiara	Dyal	LaRue	Howell	Foster	Brown	Hall	Bright
2/23	Troy	Rambusch	Howell	DiChiara	Dyal	Moore	Ware	Foster	Brown	Wyandt	Sheehan
2/25	Yale	Rambusch	Moore	DiChiara	Dyal	LaRue	Ware	Foster	Howell	Hall	Armstrong
2/26	Yale - G1	Rambusch	Moore	DiChiara	Dyal	Ware	Foster	Howell	Farquhar	Wyandt	Gonzalez
2/26	Yale - G2	Rambusch	Moore	DiChiara	Dyal	LaRue	Howell	Brown	Foster	Hall	Bright
3/1	Alabama State	Rambusch	Moore	DiChiara	Dyal	Howell	Ware	Hill	Foster	Wyandt	Copeland
3/2	UAB	Rambusch	Howell	DiChiara	Hill	Foster	Farquhar	Ware	Dyal	Wyandt	Barnett
3/4	Rhode Island	Rambusch	Howell	DiChiara	Hill	Moore	Ware	Dyal	Foster	Hall	Armstrong
3/5	Rhode Island - G1	Rambusch	Howell	DiChiara	Carlson	Ware	Dyal	Moore	Foster	Wyandt	Gonzalez
3/5	Rhode Island - G2	Rambusch	Howell	DiChiara	Hill	Ware	Moore	Dyal	Foster	Wyandt	Bright
3/6	Rhode Island	Rambusch	Howell	Hill	Carlson	Moore	Dyal	Ware	Foster	Wyandt	Mullins
3/8	vs. Tennessee Tech	Rambusch	Howell	Hill	Carlson	Moore	Dyal	Ware	Foster	Wyandt	Barnett
3/11	Middle Tennessee	Rambusch	Howell	Dyal	Carlson	Ware	Hill	Moore	Foster	Hall	Armstrong
3/13	Middle Tennessee - G1	Rambusch	Howell	Dyal	Carlson	Ware	Hill	Moore	Foster	Wyandt	Gonzalez
3/13	Middle Tennessee - G2	Rambusch	Howell	Dyal	DiChiara	Ware	Moore	Farquhar	Hill	Wyandt	Bright
3/17	Ole Miss*	Rambusch	Howell	DiChiara	Carlson	Hill	Ware	Moore	Dyal	Wyandt	Barnett
3/18	Ole Miss*	Rambusch	Howell	DiChiara	Dyal	Ware	Moore	Hill	Farquhar	Bello	Mullins
3/19	Ole Miss*	Rambusch	Howell	DiChiara	Dyal	Ware	Moore	Carlson	Farquhar	Bello	Bright
3/22	vs. South Alabama	Rambusch	Howell	DiChiara	Carlson	Dyal	Moore	Ware	Bello	Farquhar	Barnett
3/25	at Texas A&M*	Rambusch	Howell	DiChiara	Carlson	Dyal	Moore	LaRue	Bello	Farquhar	Mullins
3/26	at Texas A&M*	Rambusch	Howell	DiChiara	Hill	Moore	Dyal	LaRue	Foster	Bello	Bright
3/27	at Texas A&M*	Rambusch	Howell	DiChiara	Carlson	Moore	Bello	Ware	LaRue	Foster	Sheehan
3/29	Jacksonville State	Rambusch	Howell	DiChiara	Hill	Moore	Bello	Foster	Dyal	Land	Armstrong
3/31	at LSU*	Rambusch	Howell	DiChiara	Hill	Moore	Bello	LaRue	Foster	Hall	Mullins
4/1	at LSU*	Rambusch	Howell	DiChiara	Moore	Carlson	Bello	LaRue	Foster	Peirce	Bright
4/2	at LSU*	Rambusch	Howell	DiChiara	Moore	Foster	Bello	LaRue	Dyal	Peirce	Gonzalez
4/5	at UAB	Rambusch	Howell	DiChiara	Moore	Foster	Carlson	Bello	Peirce	LaRue	Barnett
4/8	Vanderbilt*	Rambusch	Howell	DiChiara	Carlson	Moore	Foster	Peirce	LaRue	Bello	Mullins
4/9	Vanderbilt*	Rambusch	Howell	DiChiara	Carlson	Moore	Foster	Peirce	LaRue	Farquhar	Bright
4/10	Vanderbilt*	Rambusch	Howell	DiChiara	Carlson	Moore	Foster	Peirce	LaRue	Bello	Gonzalez
4/12	Samford	Rambusch	Howell	DiChiara	Hill	Moore	Foster	Peirce	Bello	Wyandt	Barnett
4/14	at Mississippi State*	Rambusch	Howell	DiChiara	Carlson	Moore	Peirce	Foster	LaRue	Bello	Mullins
4/15	at Mississippi State*	Rambusch	Howell	DiChiara	Carlson	Moore	Peirce	Foster	LaRue	Bello	Bright
4/16	at Mississippi State*	Rambusch	Howell	DiChiara	Hill	Moore	Foster	Peirce	LaRue	Bello	Gonzalez
4/19	Alabama State	Rambusch	Howell	DiChiara	Carlson	Moore	Peirce	Dyal	Ware	Farquhar	Barnett
4/20	Kennesaw State	Rambusch	Howell	DiChiara	Carlson	Hill	Peirce	Moore	Foster	Dyal	Copeland
4/22	South Carolina*	Rambusch	Howell	DiChiara	Carlson	Hill	Peirce	Moore	Foster	LaRue	Mullins
4/23	South Carolina*	Rambusch	Howell	DiChiara	Carlson	Peirce	Moore	LaRue	Ware	Foster	Bright
4/24	South Carolina*	Rambusch	Howell	DiChiara	Carlson	Hill	Moore	Foster	LaRue	Bello	Gonzalez
4/26	at Jacksonville State										
4/29	at Tennessee*										
4/30	at Tennessee*										
5/1	at Tennessee*										
5/6	Arkansas*										
5/7	Arkansas*										
5/8	Arkansas*										
5/10	at Troy										
5/13	Alabama*										
5/14	Alabama*										
5/15	Alabama*										
5/17	at Samford										
5/19	at Kentucky*										
5/20	at Kentucky*										
5/21	at Kentucky*										

* - SEC Game

AUBURN 2021 GAME-BY-GAME STARTERS

DATE	OPP	SP	C	1B	2B	3B	SS	LF	CF	RF	DH
2/18	vs. Oklahoma	Sheehan	Dyal	DiChiara	Foster	Farquhar	Moore	Ware	Howell	Rambusch	Hill
2/19	vs. Texas Tech	Gonzalez	Wyandt	DiChiara	Foster	Farquhar	Moore	Ware	Howell	Rambusch	Dyal
2/20	vs. Kansas State	Bright	Dyal	DiChiara	Foster	Rambusch	Moore	Brown	Howell	Hall	LaRue
2/23	Troy	Sheehan	Wyandt	DiChiara	Foster	Rambusch	Moore	Brown	Howell	Ware	Dyal
2/25	Yale	Armstrong	Dyal	DiChiara	Foster	Rambusch	Moore	Hall	Howell	Ware	LaRue
2/26	Yale - G1	Gonzalez	Wyandt	DiChiara	Foster	Farquhar	Moore	Ware	Howell	Rambusch	Dyal
2/26	Yale - G2	Bright	Dyal	DiChiara	Foster	Rambusch	Moore	Brown	Howell	Hall	LaRue
3/1	Alabama State	Copeland	Wyandt	DiChiara	Foster	Rambusch	Moore	Dyal	Howell	Ware	Hill
3/2	UAB	Barnett	Wyandt	DiChiara	Foster	Rambusch	Farquhar	Dyal	Howell	Ware	Hill
3/4	Rhode Island	Armstrong	Dyal	DiChiara	Foster	Rambusch	Moore	Hall	Howell	Ware	Hill
3/5	Rhode Island - G1	Gonzalez	Wyandt	DiChiara	Foster	Rambusch	Moore	Dyal	Howell	Ware	Carlson
3/5	Rhode Island - G2	Bright	Wyandt	DiChiara	Foster	Rambusch	Moore	Dyal	Howell	Ware	Hill
3/6	Rhode Island	Mullins	Wyandt	Hill	Foster	Rambusch	Moore	Dyal	Howell	Ware	Carlson
3/8	vs. Tennessee Tech	Barnett	Wyandt	Hill	Foster	Rambusch	Moore	Dyal	Howell	Ware	Carlson
3/11	Middle Tennessee	Armstrong	Dyal	Hill	Foster	Rambusch	Moore	Hall	Howell	Ware	Carlson
3/13	Middle Tennessee - G1	Gonzalez	Wyandt	Hill	Foster	Rambusch	Moore	Dyal	Howell	Ware	Carlson
3/13	Middle Tennessee - G2	Bright	Wyandt	Hill	Farquhar	Rambusch	Moore	Dyal	Howell	Ware	DiChiara
3/17	Ole Miss*	Barnett	Wyandt	DiChiara	Carlson	Rambusch	Moore	Dyal	Howell	Ware	Hill
3/18	Ole Miss*	Mullins	Dyal	DiChiara	Farquhar	Rambusch	Moore	Bello	Howell	Ware	Hill
3/19	Ole Miss*	Bright	Dyal	DiChiara	Farquhar	Rambusch	Moore	Bello	Howell	Ware	Carlson
3/22	vs. South Alabama	Barnett	Dyal	DiChiara	Farquhar	Rambusch	Moore	Bello	Howell	Ware	Carlson
3/25	at Texas A&M*	Mullins	LaRue	DiChiara	Farquhar	Rambusch	Moore	Dyal	Howell	Bello	Carlson
3/26	at Texas A&M*	Bright	LaRue	DiChiara	Foster	Rambusch	Moore	Dyal	Howell	Bello	Hill
3/27	at Texas A&M*	Sheehan	LaRue	DiChiara	Foster	Rambusch	Moore	Bello	Howell	Ware	Carlson
3/29	Jacksonville State	Armstrong	Dyal	DiChiara	Foster	Rambusch	Moore	Land	Howell	Bello	Hill
3/31	at LSU*	Mullins	LaRue	DiChiara	Foster	Rambusch	Moore	Bello	Howell	Hall	Hill
4/1	at LSU*	Bright	LaRue	DiChiara	Foster	Rambusch	Moore	Bello	Howell	Peirce	Carlson
4/2	at LSU*	Gonzalez	LaRue	DiChiara	Foster	Rambusch	Moore	Bello	Howell	Peirce	Dyal
4/5	at UAB	Barnett	LaRue	DiChiara	Foster	Rambusch	Moore	Bello	Howell	Peirce	Carlson
4/8	Vanderbilt*	Mullins	LaRue	DiChiara	Foster	Rambusch	Moore	Bello	Howell	Peirce	Carlson
4/9	Vanderbilt*	Bright	LaRue	DiChiara	Foster	Farquhar	Moore	Peirce	Howell	Rambusch	Carlson
4/10	Vanderbilt*	Gonzalez	LaRue	DiChiara	Foster	Rambusch	Moore	Bello	Howell	Peirce	Carlson
4/12	Samford	Barnett	Wyandt	DiChiara	Foster	Rambusch	Moore	Bello	Howell	Peirce	Hill
4/14	at Mississippi State*	Mullins	LaRue	DiChiara	Foster	Rambusch	Moore	Bello	Howell	Peirce	Carlson
4/15	at Mississippi State*	Bright	LaRue	DiChiara	Foster	Rambusch	Moore	Bello	Howell	Peirce	Carlson
4/16	at Mississippi State*	Gonzalez	LaRue	DiChiara	Foster	Rambusch	Moore	Bello	Howell	Peirce	Hill
4/19	Alabama State	Barnett	Dyal	DiChiara	Farquhar	Rambusch	Moore	Ware	Howell	Peirce	Carlson
4/20	Kennesaw State	Copeland	Dyal	DiChiara	Foster	Rambusch	Moore	Carlson	Howell	Peirce	Hill
4/22	South Carolina*	Mullins	LaRue	DiChiara	Foster	Rambusch	Moore	Carlson	Howell	Peirce	Hill
4/23	South Carolina*	Bright	LaRue	DiChiara	Foster	Rambusch	Moore	Ware	Howell	Peirce	Carlson
4/24	South Carolina*	Gonzalez	LaRue	DiChiara	Foster	Rambusch	Moore	Carlson	Howell	Bello	Hill
4/26	at Jacksonville State										
4/29	at Tennessee*										
4/30	at Tennessee*										
5/1	at Tennessee*										
5/6	Arkansas*										
5/7	Arkansas*										
5/8	Arkansas*										
5/10	at Troy										
5/13	Alabama*										
5/14	Alabama*										
5/15	Alabama*										
5/17	at Samford										
5/19	at Kentucky*										
5/20	at Kentucky*										
5/21	at Kentucky*										

* - SEC Game

OVERALL STATS



2022 Auburn Baseball
Overall Statistics for Auburn (as of Apr 24, 2022)
(All games Sorted by Batting avg)



Record: 29-12 Home: 19-7 Away: 6-4 Neutral: 4-1 SEC: 11-7

Player	avg	gp-gs	ab	r	h	2b	3b	hr	rbi	tb	slg%	bb	hp	so	gdp	ob%	sf	sh	sb-att	po	a	e	fld%
17 DiChiara, Sonny	.447	37-37	123	35	55	15	0	12	38	106	.862	42	6	24	2	.595	2	0	0-0	256	16	4	.986
1 Rambusch, Blake	.382	41-41	170	36	65	9	1	2	29	82	.482	17	10	20	0	.458	4	2	11-16	26	75	5	.953
5 Howell, Kason	.315	41-41	162	35	51	14	2	2	26	75	.463	19	8	31	1	.406	3	1	8-9	94	1	2	.979
16 Hill, Cam	.308	27-20	78	12	24	7	0	0	15	31	.397	8	1	23	0	.375	1	0	0-1	31	1	0	1.000
19 Carlson, Brooks	.302	29-22	96	22	29	3	0	3	18	41	.427	12	1	25	4	.385	0	0	0-0	4	0	1	.800
4 Moore, Brody	.273	40-40	154	29	42	8	0	3	21	59	.383	19	2	24	2	.354	3	1	3-5	41	93	2	.985
7 Foster, Cole	.256	35-34	117	24	30	4	0	6	26	52	.444	19	5	32	2	.380	1	0	0-1	54	87	5	.966
8 Ware, Bryson	.238	37-22	84	20	20	8	1	1	19	33	.393	11	2	31	1	.337	1	0	4-4	39	3	0	1.000
6 Dyal, Ryan	.227	28-27	88	23	20	4	0	4	26	36	.409	16	7	28	2	.381	2	1	0-0	135	4	2	.986
28 LaRue, Nate	.219	28-19	73	13	16	3	0	4	20	31	.425	7	2	31	0	.291	4	1	2-2	180	14	1	.995
72 Moss, Brody	.333	5-0	3	0	1	0	0	0	1	1	.333	0	0	1	0	.250	1	0	0-0	0	1	0	1.000
27 Peirce, Bobby	.323	24-14	62	11	20	2	3	2	10	34	.548	5	2	14	1	.386	1	0	2-2	24	1	1	.962
2 Hall, Josh	.269	18-6	26	5	7	1	0	0	2	8	.308	5	0	10	0	.387	0	0	1-1	7	0	0	1.000
31 Bello, Mike	.242	29-18	66	13	16	3	0	1	8	22	.333	12	1	15	0	.367	0	1	1-1	29	0	1	.967
50 Wyandt, Jake	.237	19-13	38	8	9	1	0	1	12	13	.342	4	2	14	0	.333	1	1	1-1	118	11	3	.977
11 Farquhar, Garrett	.217	27-11	46	12	10	1	0	2	8	17	.370	4	3	4	1	.321	0	0	0-0	19	26	0	1.000
37 Land, Mason	.188	17-1	16	2	3	0	0	0	1	3	.188	3	1	3	0	.350	0	1	0-0	4	4	0	1.000
Brown, B.	.167	6-3	12	2	2	0	0	0	3	2	.167	2	2	7	0	.375	0	1	0-0	5	0	0	1.000
51 Burk, Luke	.125	11-0	8	1	1	0	0	0	0	1	.125	0	0	6	0	.125	0	0	0-0	18	0	0	1.000
13 Schorr, Ben	.000	2-0	1	0	0	0	0	0	0	0	.000	0	0	0	0	.000	0	0	0-0	1	0	0	1.000
Totals	.296	41	1423	303	421	83	7	43	283	647	.455	205	55	343	16	.399	24	10	33-43	1101	376	31	.979
Opponents	.244	41	1373	196	335	72	1	37	177	520	.379	167	38	424	28	.339	17	10	21-32	1049	359	38	.974

LOB - Team (366), Opp (310). DPs turned - Team (35), Opp (20). CI - Team (2), Dyal, R. 1, LaRue, N. 1, Opp (1). IBB - Team (14), DiChiara, S. 10, Dyal, R. 2, Rambusch, B. 1, Hill, C. 1, Opp (4).

(All games Sorted by Earned run avg)

Player	era	w-l	app	gs	cg	sho	sv	ip	h	r	er	bb	so	2b	3b	hr	b/avg	wp	hp	bk	sfa	sha
45 Gonzalez, Joseph	1.71	6-0	9	8	1	0/2	0	47.1	46	10	9	7	34	5	1	2	.258	2	3	0	2	2
40 Burkhalter, Blake	2.87	4-1	20	0	0	0/1	11	31.1	17	12	10	7	48	2	0	4	.156	2	3	0	1	2
29 Skipper, Carson	3.00	4-0	15	0	0	0/1	0	36.0	29	17	12	6	34	8	0	6	.220	3	2	0	2	1
20 Mullins, Hayden	3.55	2-1	10	7	0	0/0	0	33.0	22	14	13	24	42	3	0	4	.196	3	9	0	3	2
21 Bright, Trace	4.24	2-4	10	10	0	0/1	0	51.0	46	28	24	23	55	10	0	4	.241	4	2	0	1	0
18 Barnett, Mason	4.29	2-1	12	7	0	0/0	0	35.2	33	18	17	16	45	8	0	3	.248	4	2	0	2	0
54 Copeland, Konner	0.00	1-0	4	2	0	0/0	0	7.0	7	1	0	3	10	0	0	0	.269	0	0	0	0	0
16 Hill, Cam	0.00	0-0	2	0	0	0/1	0	1.1	0	0	0	0	1	0	0	0	.000	0	1	0	0	0
28 LaRue, Nate	1.69	0-0	5	0	0	0/0	0	5.1	7	1	1	3	4	0	0	1	.318	1	0	0	0	0
46 Allsup, Chase	1.84	1-0	12	0	0	0/1	1	14.2	10	7	3	10	22	2	0	2	.189	3	4	0	2	0
41 Armstrong, John	3.00	0-0	10	0	0	0/1	0	6.0	6	6	2	6	8	1	0	0	.273	3	0	0	1	1
34 Bosse, Ben	3.86	0-0	7	0	0	0/2	0	4.2	4	3	2	2	6	0	0	0	.235	3	1	1	0	0
52 Armstrong, Jordan	4.32	3-1	11	4	0	0/1	1	25.0	28	14	12	13	38	8	0	2	.277	3	4	1	0	0
9 Granzow, Cade	4.91	0-0	7	0	0	0/1	0	7.1	9	4	4	4	4	2	0	1	.333	2	1	0	2	0
32 Swilling, Carson	6.35	1-2	12	0	0	0/1	0	17.0	18	12	12	9	19	6	0	2	.277	4	2	0	0	0
47 Sheehan, Tommy	7.23	1-0	9	3	0	0/0	1	18.2	18	16	15	14	17	5	0	1	.257	2	1	0	1	0
23 Carlson, Parker	8.59	1-1	5	0	0	0/0	0	7.1	8	7	7	3	10	1	0	3	.267	2	0	0	0	0
57 Drabick, Tyler	9.00	1-0	7	0	0	0/1	0	7.0	9	9	7	5	13	1	0	2	.310	2	2	0	0	2
22 Wade, Garrett	10.80	0-0	4	0	0	0/0	0	1.2	0	2	2	3	3	0	0	0	.000	1	0	0	0	0
43 Isbell, Chase	11.05	0-1	7	0	0	0/0	0	7.1	12	9	9	5	8	7	0	0	.353	2	1	0	0	0
14 Fuller, Brooks	23.14	0-0	4	0	0	0/0	0	2.1	6	6	6	4	3	3	0	0	.462	0	0	0	0	0
Totals	4.05	29-12	41	41	1	4/4	14	367.0	335	196	165	167	424	72	1	37	.244	46	38	2	17	10
Opponents	6.74	12-29	41	41	0	1/1	3	349.2	421	303	262	205	343	83	7	43	.296	54	55	6	24	10

PB - Team (7), Dyal, R. 3, LaRue, N. 2, Wyandt, J. 2, Opp (12). Pickoffs - Team (4), Wyandt, J. 2, Mullins, H. 1, Allsup, C. 1. SBA/ATT - Wyandt, J. (8-12), Dyal, R. (11-12), LaRue, N. (2-7), Bright, T. (4-6), Skipper, C. (3-4), Barnett, M. (3-4), Armstrong (2-4), Allsup, C. (2-3), Gonzalez, J. (2-2), Mullins, H. (0-2), Granzow, C. (2-2), Carlson, P. (1-1), Sheehan, T. (1-1), Swilling, C. (0-1), Armstrong, J (1-1), Copeland, K. (0-1).

SEC STATS



**2022 Auburn Baseball
Conference statistics for Auburn (as of Apr 24, 2022)
(SEC games only Sorted by Batting avg)**



Record: 11-7 Home: 6-3 Away: 5-4 SEC: 11-7

Player	avg	gp-gs	ab	r	h	2b	3b	hr	rbi	tb	slg%	bb	hp	so	gdp	ob%	sf	sh	sb-att	po	a	e	fld%	
17 DiChiara, Sonny	.426	18-18	61	15	26	3	0	7	20	50	.820	25	1	15	2	.591	1	0	0-0	136	11	4	.974	
1 Rambusch, Blake	.416	18-18	77	13	32	8	0	0	13	40	.519	7	4	9	0	.483	1	1	5-6	13	40	4	.930	
7 Foster, Cole	.314	14-14	51	15	16	2	0	5	8	33	.647	7	1	16	1	.400	1	0	0-0	25	38	3	.955	
27 Peirce, Bobby	.308	13-10	39	6	12	1	1	1	3	18	.462	4	0	7	1	.372	0	0	0-0	13	1	1	.933	
19 Carlson, Brooks	.291	16-13	55	7	16	2	0	1	9	21	.382	7	0	12	3	.371	0	0	0-0	4	0	1	.800	
5 Howell, Kason	.272	18-18	81	12	22	5	0	1	9	30	.370	6	2	18	1	.337	0	0	4-5	42	1	1	.977	
4 Moore, Brody	.250	18-18	72	9	18	2	0	1	9	23	.319	7	1	11	1	.317	2	0	2-4	21	46	1	.985	
31 Bello, Mike	.250	15-14	48	12	12	2	0	1	5	17	.354	7	1	11	0	.357	0	1	1-1	18	0	1	.947	
28 LaRue, Nate	.192	16-15	52	9	10	3	0	4	14	25	.481	5	2	21	0	.283	1	1	1-1	140	13	1	.994	

2 Hall, Josh	.333	5-1	6	2	2	0	0	0	2	2	.333	2	0	2	0	.500	0	0	0-0	4	0	0	1.000	
16 Hill, Cam	.226	10-7	31	3	7	3	0	0	4	10	.323	1	0	10	0	.250	0	0	0-0	0	0	0	.000	
6 Dyal, Ryan	.182	7-6	22	3	4	0	0	1	4	7	.318	5	0	8	1	.333	0	1	0-0	27	1	0	1.000	
37 Land, Mason	.143	6-0	7	1	1	0	0	0	1	1	.143	0	1	2	0	.250	0	1	0-0	3	0	0	1.000	
11 Farquhar, Garrett	.133	9-4	15	2	2	0	0	0	2	2	.133	1	1	2	0	.235	0	0	0-0	9	8	0	1.000	
8 Ware, Bryson	.091	14-5	22	2	2	2	0	0	2	4	.182	2	0	13	1	.167	0	0	0-0	11	2	0	1.000	
50 Wyandt, Jake	.000	3-1	1	0	0	0	0	0	0	0	.000	0	0	1	0	.000	0	1	0-0	9	4	2	.867	
51 Burk, Luke	.000	1-0	0	0	0	0	0	0	0	0	.000	0	0	0	0	.000	0	0	0-0	1	0	0	1.000	
Totals	.284	18	640	111	182	33	1	22	105	283	.442	86	14	158	11	.378	6	6	13-17	486	180	21	.969	
Opponents	.287	18	637	119	183	40	0	27	109	304	.477	72	19	177	18	.370	12	4	5-15	477	166	15	.977	

LOB - Team (164), Opp (140). DPs turned - Team (18), Opp (11). CI - Team (1), LaRue, N. 1. IBB - Team (8), DiChiara, S. 6, Dyal, R. 1, Rambusch, B. 1, Opp (4).

(SEC games only Sorted by Earned run avg)

Player	era	w-l	app	gs	cg	sho	sv	ip	h	r	er	bb	so	2b	3b	hr	b/avg	wp	hp	bk	sfa	sha		
45 Gonzalez, Joseph	1.80	4-0	4	4	1	0/1	0	30.0	31	7	6	2	19	4	0	2	.261	1	1	0	1	0		
20 Mullins, Hayden	3.16	1-0	6	6	0	0/0	0	25.2	17	10	9	19	34	2	0	3	.195	3	7	0	3	1		
29 Skipper, Carson	4.43	3-0	10	0	0	0/1	0	20.1	18	14	10	3	18	4	0	5	.240	2	2	0	1	1		
40 Burkhalter, Blake	5.40	0-1	11	0	0	0/1	8	15.0	12	10	9	6	25	1	0	4	.222	1	1	0	1	2		
21 Bright, Trace	6.75	0-4	6	6	0	0/0	0	28.0	34	24	21	15	32	8	0	4	.296	1	2	0	1	0		

28 LaRue, Nate	0.00	0-0	1	0	0	0/0	0	1.2	1	0	0	1	0	0	0	0	.167	1	0	0	0	0		
54 Copeland, Konner	0.00	0-0	2	0	0	0/0	0	0.2	0	0	0	0	1	0	0	0	.000	0	0	0	0	0		
52 Armstrong, Jordan	2.08	1-0	3	0	0	0/0	0	4.1	8	1	1	0	7	2	0	0	.421	1	0	1	0	0		
46 Allsup, Chase	5.40	1-0	4	0	0	0/0	0	3.1	2	5	2	3	2	0	0	1	.182	0	2	0	2	0		
32 Swilling, Carson	7.20	1-0	6	0	0	0/0	0	10.0	14	8	8	2	10	4	0	2	.341	2	2	0	0	0		
18 Barnett, Mason	9.00	0-1	3	1	0	0/0	0	8.0	11	8	8	5	12	3	0	3	.333	3	0	0	1	0		
9 Granzow, Cade	13.50	0-0	2	0	0	0/0	0	2.0	4	3	3	3	0	2	0	1	.444	0	0	0	1	0		
43 Isbell, Chase	16.20	0-1	4	0	0	0/0	0	5.0	11	9	9	3	6	6	0	0	.423	2	1	0	0	0		
47 Sheehan, Tommy	18.00	0-0	4	1	0	0/0	0	6.0	12	13	12	7	6	4	0	0	.444	0	1	0	1	0		
57 Drabick, Tyler	18.00	0-0	2	0	0	0/0	0	2.0	6	4	4	1	5	0	0	2	.500	0	0	0	0	0		
41 Armstrong, John	99.00	0-0	1	0	0	0/0	0	0.0	2	3	2	2	0	0	0	0	1.000	1	0	0	0	0		
Totals	5.67	11-7	18	18	1	1/1	8	162.0	183	119	102	72	177	40	0	27	.287	18	19	1	12	4		
Opponents	5.77	7-11	18	18	0	0/0	1	159.0	182	111	102	86	158	33	1	22	.284	18	14	2	6	6		

PB - Team (5), Wyandt, J. 2, LaRue, N. 2, Dyal, R. 1, Opp (4). SBA/ATT - LaRue, N. (1-6), Dyal, R. (3-4), Bright, T. (3-4), Wyandt, J. (1-4), Mullins, H. (0-2), Armstrong (0-2), Skipper, C. (1-2), Copeland, K. (0-1), Swilling, C. (0-1), Granzow, C. (1-1), Barnett, M. (0-1), Allsup, C. (0-1).

GAME SUMMARY



**2022 Auburn Baseball
Games Summary for Auburn (as of Apr 24, 2022)
(All games)**



Score by innings	1	2	3	4	5	6	7	8	9	EX	Total
Auburn	37	38	47	32	39	31	34	35	7	3	303
Opponents	26	18	11	21	22	33	33	16	13	3	196

Record when ...

Overall	29-12	After 6 leading	21-2
Conference	11-7 trailing	4-7
Non-Conference	18-5 tied	4-3
Home games	19-7	After 7 leading	23-2
Away games	6-4 trailing	3-8
Neutral site	4-1 tied	2-1
Day games	12-7	After 8 leading	25-2
Night games	17-5 trailing	2-8
vs Left starter	6-3 tied	1-1
vs Right starter	23-9		
1-Run games	8-4	Hit 0 home runs	11-6
2-Run games	4-1	... 1 home run	7-1
5+Run games	12-4	... 2+ home runs	11-5
Extra innings	3-3		
Shutouts	4-1	Opponent 0 home runs	17-2
	 1 home run	8-5
	 2+ HRs	4-5
Scoring 0-2 runs	2-4		
..... 3-5 runs	5-5		
..... 6-9 runs	10-3	Made 0 errors	13-3
..... 10+ runs	12-0 1 error	14-8
	 2+ errors	2-1
Opponent 0-2 runs	15-0		
..... 3-5 runs	9-5	Opp. made 0 errors	12-4
..... 6-9 runs	4-3 1 error	8-8
..... 10+ runs	1-4 2+ errors	9-0
Scored in 1st inning	10-4	Out-hit opponent	20-4
Opp. scored in 1st	11-6	Out-hit by opponent	5-7
Scores first	15-3	Hits are tied	4-1
Opp. scores first	14-9		

Record when team scores:

Runs	0	1	2	3	4	5	6	7	8	9	10+
W-L	0-1	0-0	2-3	1-1	3-3	1-1	6-2	1-0	2-1	1-0	12-0

Record when opponent scores:

Runs	0	1	2	3	4	5	6	7	8	9	10+
W-L	4-0	8-0	3-0	3-1	2-1	4-3	1-0	2-1	0-0	1-2	1-4

Record when leading after:

Inn.	1	2	3	4	5	6	7	8
W-L	8-3	15-3	19-3	21-1	24-1	21-2	23-2	25-2

Record when trailing after:

Inn.	1	2	3	4	5	6	7	8
W-L	8-5	8-5	4-6	4-7	2-8	4-7	3-8	2-8

Record when tied after:

Inn.	1	2	3	4	5	6	7	8
W-L	13-4	6-4	6-3	4-4	3-3	4-3	2-1	1-1

Current winning streak: 6
 Longest winning streak: 7
 Longest losing streak: 2

Home attendance : 92243 (26 dates avg = 3547)
 Away attendance : 95396 (15 dates avg = 6359)
 Total attendance: 187639 (41 dates avg = 4576)

AUBURN vs JACKSONVILLE STATE



**2022 Auburn Baseball
Jacksonville State at Auburn
Mar 29, 2022 at Auburn, Ala. (Plainsman Park)**



Jacksonville State 5 (12-11)

Auburn 2 (17-8)

Player	ab	r	h	rbi	bb	so	po	a	lob
Cole Frederick 2b	4	1	1	0	1	0	0	3	0
TJ Reeves cf	4	2	1	0	1	1	4	0	0
Carson Crowe rf	4	0	2	2	1	1	1	0	0
Alex Carignan c	3	1	0	0	0	0	6	3	3
Alex Strachan dh	4	1	0	0	0	0	0	0	1
Derrick Jackson, Jr. 1b	2	0	0	0	1	1	12	2	0
Kody Putnam lf	3	0	1	1	0	0	0	0	0
Javier Ramirez 3b	3	0	1	1	0	1	0	2	0
Isaac Alexander ss	4	0	0	0	0	2	2	1	3
Jake Peppers p	0	0	0	0	0	0	0	1	0
Cole Turner p	0	0	0	0	0	0	0	0	0
Dylan Hathcock p	0	0	0	0	0	0	0	0	0
Trey Fortner p	0	0	0	0	0	0	2	0	0
Totals	31	5	6	4	4	6	27	12	7

Player	ab	r	h	rbi	bb	so	po	a	lob
Rambusch, Blake 3b	4	1	1	0	1	1	0	4	0
Howell, Kason cf	5	1	2	1	0	1	0	0	0
DiChiara, Sonny 1b	4	0	2	0	1	0	15	0	0
Hill, Cam dh	5	0	1	1	0	1	0	0	5
Moore, Brody ss	4	0	1	0	0	3	1	6	0
Bello, Mike rf	3	0	0	0	1	1	2	0	2
Foster, Cole 2b	4	0	1	0	0	0	2	4	0
Dyal, Ryan c	3	0	1	0	0	1	6	0	0
Carlson, Brooks ph	1	0	1	0	0	0	0	0	0
Wyandt, Jake c	0	0	0	0	0	0	0	0	0
Land, Mason lf	3	0	0	0	0	0	1	0	2
Hall, Josh lf	0	0	0	0	0	0	0	0	0
Ware, Bryson ph/lf	1	0	0	0	0	1	0	0	2
Armstrong, Jordan p	0	0	0	0	0	0	0	0	0
Carlson, Parker p	0	0	0	0	0	0	0	0	0
Armstrong, John p	0	0	0	0	0	0	0	0	0
Drabick, Tyler p	0	0	0	0	0	0	0	1	0
Gonzalez, Joseph p	0	0	0	0	0	0	0	1	0
Totals	37	2	10	2	3	9	27	16	11

Score by Innings	1	2	3	4	5	6	7	8	9	R	H	E
Jacksonville State	1	0	0	0	2	0	0	2	0	5	6	0
Auburn	0	0	1	0	0	0	1	0	0	2	10	1

E - Moore, B.. LOB - JSU 7; Auburn 11. 2B - FREDERICK; REEVES; CROWE 2; Howell, K. 2; DiChiara, S.. HBP - CARIGNAN. SH - JACKSON; PUTNAM; RAMIREZ. SB - FREDERICK.

Jacksonville State	ip	h	r	er	bb	so	ab	bf	np
Jake Peppers	4.0	5	1	1	1	5	17	18	64
Cole Turner	3.0	3	1	1	2	3	12	14	49
Dylan Hathcock	1.0	2	0	0	0	1	5	5	14
Trey Fortner	1.0	0	0	0	0	0	3	3	8

Auburn	ip	h	r	er	bb	so	ab	bf	np
Armstrong, Jordan	3.0	3	1	1	1	2	12	13	41
Carlson, Parker	1.2	1	2	2	2	2	6	8	34
Armstrong, John	1.1	1	0	0	1	0	4	6	26
Drabick, Tyler	1.1	1	2	0	0	2	5	7	28
Gonzalez, Joseph	1.2	0	0	0	0	0	4	5	13

Win - TURNER (1-0). Loss - Carlson, P. (1-1). Save - FORTNER (1).

WP - PEPPERS 2; Carlson, P. 2. HBP - by Drabick, T. (CARIGNAN). Pitches/strikes: PEPPERS 64/36; TURNER 49/29; HATHCOCK 14/10; FORTNER 8/6; Armstrong 41/26; Carlson, P. 34/18; Armstrong, J 26/14; Drabick, T. 28/18; Gonzalez, J. 13/10.

Umpires - HP: C.J. Burdette 1B: Jack Furlong 2B: Morris Hodges 3B: Craig Mirr

Start: 6:02 pm Time: 2:48 Attendance: 4096

Weather: 78, sunny

TURNER faced 1 batter in the 8th.

HATHCOCK faced 1 batter in the 9th.

TV/RADIO ROSTER



1 BLAKE RAMBUSCH



2 JOSH HALL



4 BRODY MOORE




5 KASON HOWELL



6 RYAN DYAL



7 COLE FOSTER



8 BRYSON WARE



9 CADE GRANZOW



11 GARRETT FARQUHAR



13 BEN SCHORR




14 BROOKS FULLER



16 CAM HILL



17 SONNY DICHIARA



18 MASON BARNETT



19 BROOKS CARLSON



20 HAYDEN MULLINS



21 TRACE BRIGHT




22 GARRETT WADE




23 PARKER CARLSON



27 BOBBY PEIRCE



28 NATE LARUE



29 CARSON SKIPPER



31 MIKE BELLO



32 CARSON SWILLING



34 BEN BOSSE



37 MASON LAND



40 BLAKE BURKHALTER




41 JOHN ARMSTRONG



43 CHASE ISBELL



44 GRANT NEWTON



45 JOSEPH GONZALEZ



46 CHASE ALLSUP



47 TOMMY SHEEHAN



50 JAKE WYANDT



51 LUKE BURK



52 JORDAN ARMSTRONG



54 KONNER COPELAND



57 TYLER DRABICK



72 BRODY MOSS



30 BUTCH THOMPSON



35 KARL NONEMAKER



39 GABE GROSS



15 TIM HUDSON