



# 2017 AUBURN FOOTBALL

AUBURN ATHLETICS COMMUNICATIONS: 392 SOUTH DONAHUE DRIVE || AUBURN, AL 36830 || AUBURNTIGERS.COM || @AUBURNTIGERS

## 2017 SCHEDULE/RESULTS

1-1, 0-0 SEC

### DATE OPPONENT

Sept. 2	GEORGIA SOUTHERN	W, 41-7	SECN
Sept. 9	at #3 Clemson	L, 14-6	ESPN
Sept. 16	MERCER	3 pm	SECN
Sept. 23	at Missouri*	6/6:30 pm	TBA
Sept. 30	MISSISSIPPI STATE*	TBA	TBA
Oct. 7	OLE MISS*	TBA	TBA
Oct. 14	at LSU*	TBA	TBA
Oct. 21	at Arkansas*	TBA	TBA
Nov. 4	at Texas A&M*	TBA	TBA
Nov. 11	GEORGIA*	TBA	TBA
Nov. 18	ULM	TBA	TBA
Nov. 25	ALABAMA*	TBA	TBA

All times Central - home games in **CAPS** - \* SEC game

### TV: SEC Network

- » **Play-by-Play**..... Joel Myers
- » **Analyst**..... Brian Kinchen
- » **Sideline Reporter**..... Gabe Gross
- » **Online**: Watch ESPN

### RADIO: AUBURN SPORTS NETWORK

- » **Play-by-Play**..... Rod Bramblett
- » **Analyst**..... Stan White
- » **Sideline**..... Ronnie Brown
- » **Locker Room**..... Andy Burcham
- » **Studio Host**..... Paul Ellen
- » **Local**..... WTGZ 93.9 FM
- » **Satellite**..... Sirius 137/XM 190
- » **Online**: ..... AuburnTigers.com | TuneIn App

### SOCIAL: #WAREAGLE

- » Official Twitter..... @AuburnFootball

### AUBURN ATHLETICS COMMUNICATIONS

KIRK SAMPSON ..... Associate AD  
..... kirk@auburn.edu  
SHELLY POE ..... Assistant AD/Primary Contact  
..... slp0019@auburn.edu  
DAN FROELICH ..... Assoc. Director  
..... danf@auburn.edu  
CODY VOGA ..... Assistant Director  
..... cjv0011@auburn.edu

Web..... AuburnTigers.com  
Twitter..... @Auburn Football  
Office Phone ..... (334) 844-9800



## GAME

# 3

## MERCER

Sept. 16, 2017 • 3 p.m. CT • SEC Network  
Auburn, Ala. • Jordan-Hare Stadium



VS.



Site ..... Jordan-Hare Stadium (87,451)  
TV ..... SEC Network  
Radio ..... Auburn Sports Network  
Live Stats..... AuburnTigers.com  
Twitter..... @AuburnFootball  
Series Record..... Auburn, 11-0  
At Auburn ..... Auburn, 6-0  
Last Result ..... Auburn 50, Mercer 7 (1922)

AUBURN	Rankings.....	15 AP/17 USA Today
	2017 Record .....	1-1, 0-0 (SEC)
	Head Coach.....	Gus Malzahn
	Record at AU (Yrs.) .....	36-19 (5th)
MERCER	Rankings.....	FCS
	2017 Record .....	1-1, 0-1 (SC)
	Head Coach.....	Bobby Lamb
	Record at MU (Yrs.) .....	28-20 (5th)

### FOOTBALL HOSTS MERCER FOR HOMECOMING

» No. 15 Auburn hosts Mercer on Saturday, September 16, at Jordan-Hare Stadium (87,451) in Auburn; the SEC Network will televise the 3:00 p.m. CT contest, as Auburn celebrates Homecoming 2017. The Homecoming Court, the 1987 team and the 125 Years of Auburn Women celebration will be recognized during the game festivities.

### SERIES HISTORY

» Auburn leads the all-time series with Mercer, which was first played in 1896, by an 11-0 advantage. Auburn leads 6-0 in games played at Auburn, 4-0 in games played at Macon, and also posted a victory in a game played at Columbus, Ga. Nine of the victories in the series have been shutout wins. Auburn won the last matchup, in 1922, by a 50-7 score at Auburn.

» Auburn holds a 71-1-1 all-time record against teams currently in the Southern Conference: Chattanooga (21-0), The Citadel (1-0), East Tennessee State (1-0), Furman (4-0), Mercer (11-0), Samford (27-0-1), Western Carolina (3-0) and Wofford (3-1).

### HOMECOMING

» Saturday's game will mark the 104th observance of Homecoming at Auburn and the 91st homecoming game. Homecoming at Auburn began in June, 1913, when Dr. Charles Thach, president of what was then Alabama Polytechnic Institute, issued a proclamation calling for "the observance of a Homecoming for all those loyal sons who, as former Auburn students, have passed through her portals and received her honors."

Homecoming festivities were held in connection with the spring commencement exercises until 1924, when Auburn beat Clemson, 13-0, in Auburn's first Homecoming game. The game was played

### KICKOFF COVERAGE

» Auburn's 2017 campaign is its 125th season of college football; the Tigers captured their 750th all-time win in the season opener over Georgia Southern

» Auburn ranks eighth nationally in total defense and 13th in scoring defense, allowing just 181 yards and 10.5 points per game













» The Tigers held Georgia Southern (70) and Clemson (96) to fewer than 100 yards rushing, the first time the Auburn defense has done that in back-to-back games since 2014

» Auburn's defense held Georgia Southern to just 78 total yards of offense, the fewest by an Auburn opponent since Ole Miss had 9 in 1985, and the fewest yards allowed in any FBS vs. FBS game thus far this season

» Two-time Lou Groza Award finalist Daniel Carlson is now Auburn's career scoring leader (371); he led the SEC in scoring (10.3 ppg) in 2016 and holds 13 Auburn kicking records

» Auburn has allowed a total of 359 yards of opponent offense through two games, the lowest total for the Tigers since allowing 274 yards of total offense in the first two games of the 1989 campaign

» Members of the 2017 Auburn Homecoming Court: Kayla Warner (Daphne, AL; Public Relations); Nicole Finley (Alpharetta, GA; Chemical Engineering); Morgan Gaston (Guntersville, AL; Exercise Science); Candace Mulherin (Winston-Salem, NC; Marketing); Camille Elise Smith (Mountain Brook, AL; Physical Activity and Health)

	vs. Ga. Southern Sept. 2 Auburn, Ala. W, 41-7 SECN	Auburn opens its 125th season of football with 750th all-time win ... 78 yards total defense, fewest since 1985 ... Tre' Williams 10 tackles, 2 sacks ... Marlon Davidson 2 sacks ... Kerryon Johnson, Kam Martin each with 136 yards rushing, 1 TD ... QB Jarrett Stidham 2 TD pass, 1 TD rush, 202 total offense yds in his debut
	at #3 Clemson Sept. 9 Clemson, S.C. L, 14-6 ESPN	2017 road opener ... defense held Clemson to 96 yards rushing ... sacks by Montavious Atkinson, Nick Coe, Derrick Brown, Jeff Holland ... Holland, Marlon Davidson forced fumbles recovered by Jeremiah Dinson, Tray Matthews ... Carlton Davis 11 tackles ... Daniel Carlson 2-2 FG ... Kamryn Pettway 74 yards rushing
	vs. Mercer Sept. 16 Auburn, Ala. 3:00 p.m. SECN	Homecoming 2017 ...
	at Missouri Sept. 23 Columbia, Mo. 6/6:30 p.m. ESPN2/U/SECN	2017 SEC opener ...
	vs. Mississippi St. Sept. 30 Auburn, Ala. Time TBA TV TBA	Stripe The Stadium game ...
	vs. Ole Miss Oct. 7 Auburn, Ala. Time TBA TV TBA	Military Appreciation Day ...
	at LSU Oct. 14 Baton Rouge, La. Time TBA TV TBA	
	at Arkansas Oct. 21 Fayetteville, Ark. Time TBA TV TBA	
	at Texas A&M Nov. 4 College Station, Tx Time TBA TV TBA	
	vs. Georgia Nov. 11 Auburn, Ala. Time TBA TV TBA	121st meeting in the Deep South's Oldest Rivalry ...
	vs. ULM Nov. 18 Auburn, Ala. Time TBA TV TBA	
	vs. Alabama Nov. 25 Auburn, Ala. Time TBA TV TBA	The 82nd Iron Bowl ...



## STUDENT-ATHLETE EXPERIENCE: ACADEMICS

### THE GRADUATES

» Seven players on the 2017 Auburn roster have already received bachelor's degrees:

Daniel Carlson (finance; 8/2016)  
Austin Golson (public administration; 12/16)  
Tray Matthews (public administration; 12/16)  
Casey Dunn (industrial leadership/JSU; 12/16)  
Tyler Stovall (business marketing; 5/17)  
Wilson Bell (editing and media/FSU; 5/17)  
Jason Smith (interdisciplinary studies; 8/17)

### SEC HONOR ROLL

» There were 30 Auburn representatives on the SEC Academic Honor Roll for the 2016 season, including current team members Daniel Carlson, Marquel Harrell, Jalen Harris, Kerryon Johnson, Caleb King, Ryan Meneely, Ike Powell, Dontavious Russell, Ian Shannon, Bailey Sharp, Braden Smith, Jason Smith, Tyler Stovall, Keenan Sweeney and Prince Tega Wanogho. Team members had a 3.0 GPA for the previous school year or a cumulative 3.0 GPA or higher.

### ACADEMIC TOP TIGERS

» Academic Top Tigers are student-athletes who post a 3.0 GPA or higher in either semester of a school year. The 2016-17 list recognized 56 members of the football team, including Pete Berryman, Derrick Brown, Daniel Carlson, Nick Coe, Nate Craig-Myers, Marlon Davidson, Kyle Davis, Brodarious Hamm, Marquel Harrell, Jalen Harris, Kerryon Johnson, Caleb King, Sage Ledbetter, Kam Martin, Marquis McClain, Jaylen McGriff, Ryan Meneely, Jayvaughn Myers, Spencer Nigh, James Owens Moss, Pace Ozmint, Kamryn Pettway, Ike Powell, Stephen Roberts, Jacob Rogers, Dontavious Russell, Prince Micheal Sammons, Ian Shannon, Bailey Sharp, Braden Smith, Clarke Smith, Jason Smith, Tyler Stovall, Keenan Sweeney and Prince Tega Wanogho from the current squad.

### SEC FIRST-YEAR ACADEMIC HONOR ROLL

» Auburn football had 13 representatives on the 2016-17 SEC First-Year Academic Honor Roll, recognizing freshmen and transfer student-athletes with a cumulative 3.0 GPA or higher. Current team members honored included Derrick Brown, Nate Craig-Myers, Sage Ledbetter, Spencer Nigh, James Owens Moss, Pace Ozmint, Jacob Rogers, Prince Micheal Sammons, Sam Sherrod and Clarke Smith.

on old Drake Field, near what is now the student union.

Until the first section of Jordan-Hare Stadium was completed in 1939, Auburn often observed Homecoming in Montgomery or Columbus, Ga., since adequate campus facilities were not available. Auburn did not have Homecoming games in 1930 and 1938. There was no team in 1943 because of World War II.

» Auburn is 78-8-4 in Homecoming games. Mississippi State (16 times) has been the most common Homecoming opponent.

Auburn has won 25 straight Homecoming contests, a school record for consecutive Homecoming victories; the previous best of 18 straight Homecoming wins was from 1953-69. Its last Homecoming loss came in 1991 against Mississippi State (24-17).

Auburn has scored 25 or more points in 30 of the last 34 Homecoming games, and 30 or more points in 28 of those contests.

» At halftime, the Homecoming Queen will be crowned on the east side of the field. More than 50 applicants went through two rounds of interviews before five finalists were announced. The queen is elected by vote of the student body. All applicants must be an undergraduate with senior status, maintain a 2.5 GPA or better and be nominated by one of 300 campus organizations.

#### IN SEPTEMBER

» Auburn is 166-57-5 (.739) all-time in games played during September, and has won 41 of its last 55 September matchups. The Tigers are 103-21-1 (.828) all-time at home in September, and 63-36-4 (.631) on the road in that month.

#### SEC AND NON-CONFERENCE

» In all-time SEC play, Auburn holds a 309-244-18 mark back through 1933.

In SEC games played in Auburn, the Tigers are 128-57-6 all-time; away from Auburn, the Tigers are 181-187-12 overall.

The Tigers are 18-14 in SEC action under Coach Gus Malzahn.

» In non-conference play, Auburn's all-time regular season record since SEC action began in 1933 is 245-69-6.

Auburn's non-conference record during the Malzahn era is 18-5.

#### TOTAL OFFENSE

» The Tigers gained 535 yards total offense (351 rush/184 pass) in the opener against Georgia Southern, the 17th 500-yard total offense game of the Malzahn era.

» Auburn was one of only 12 FBS teams to post a 700-yard total offense game in 2016. The Tigers posted more than 575 yards total offense in four of eight home games (706 vs. Arkansas State, 688 ULM, 632 Arkansas, 598 Alabama A&M) last season.

» Auburn has gained at least 200 yards total offense in a quarter 14 times under Gus Malzahn (four times in 2016), seven against SEC teams.

	Opponent	Yds	Qtr
2016	ULM	309	3
2016	Arkansas State	250	2
2014	LSU	247	1
2013	Florida Atlantic	244	2
2013	Texas A&M	242	1
2014	Alabama	242	2
2013	Western Carolina	229	2
2014	Arkansas	228	1
2013	Texas A&M	227	4
2014	San José State	224	1
2013	Missouri	220	3
2013	Tennessee	211	2
2016	Alabama A&M	210	3
2016	Arkansas State	202	1

#### AUBURN BY THE NUMBERS

Category	2017	Under Malzahn
Record	1-1	36-19
SEC	0-0	18-14
West	0-0	13-11
East	0-0	5-3
Non-Conf	1-1	18-5
Home	1-0	24-7
Away	0-1	9-9
Neutral	0-0	3-3
Day	0-0	16-10
Night	1-1	20-9
TV Games	1-1	35-19
CBS	0-0	5-7
ESPN	0-1	10-9
ESPN2	0-0	3-2
ESPNU	0-0	3-0
FSN	0-0	2-0
SEC Network	1-0	12-1

Scoring first	1-1	27-8
Opp scoring first	0-0	9-11
Leading at half	1-0	27-5
Trailing at half	0-1	6-13
Tied at half	0-0	3-1
Leading after 3Q	1-0	30-2
Trailing after 3Q	0-1	4-15
Tied after 3Q	0-0	2-2
Overtime Games	0-0	1-2

Scoring <20 pts	0-1	1-11
Scoring 20+ pts	1-0	35-8
Scoring 30+ pts	1-0	30-5
Scoring 40+ pts	1-0	18-2
Allowing <20 pts	1-1	19-4
Allowing 20+ pts	0-0	17-15
Allowing 30+ pts	0-0	6-11

Rushing for <100 yds	0-1	0-4
Rushing for 100+ yds	1-0	36-15
Rushing for 200+ yds	1-0	30-8
Rushing for 300+ yds	1-0	17-1
Passing for 200+ yds	0-0	17-8
Passing for 300+ yds	0-0	1-2

Totaling <300 yds	0-1	0-8
Totaling 300+ yds	1-0	36-11
Totaling 400+ yds	1-0	26-8
Totaling 500+ yds	1-0	15-2
Allowing <100 yds	1-0	1-0
Allowing <300 yds	0-1	10-2
Allowing 300+ yds	0-0	25-17

Having 100-yd rusher	1-0	30-9
Having 2 100-yd rushers	1-0	11-0
Having 100-yd receiver	0-0	10-4
Opp 100-yd rusher	0-0	10-11
Opp 100-yd receiver	0-0	10-7

No turnovers	0-1	9-3
<3 turnovers	0-0	31-12
3+ turnovers	1-0	5-6
No takeaways	0-0	4-6
<3 takeaways	1-1	27-16
3+ takeaways	0-0	9-3
Win turnover battle	0-1	19-6
Lose turnover battle	1-0	10-9
Turnovers even	0-0	7-4
30:00+ possession	1-1	18-7
<30:00 possession	0-0	18-12

#### STUDENT-ATHLETE EXPERIENCE: COMMUNITY SERVICE

» In May, 15 members of the Auburn football team participated in a Fellowship of Christian Athletes mission trip to the Dominican Republic, helping distribute clean water filters and solar light packets while ministering to the people of Puerto Plata and the surrounding province in conjunction with Until They Know ministries





## NATIONAL POLLS

## ASSOCIATED PRESS POLL (Sept. 10)

Rk.	School	Record	Points
1.	<b>Alabama</b>	<b>2-0</b>	<b>1,522</b>
2.	Oklahoma	2-0	1,447
3.	<b>Clemson</b>	<b>2-0</b>	<b>1,380</b>
4.	Southern Cal	2-0	1,324
5.	Penn State	2-0	1,299
6.	Washington	2-0	1,124
7.	Michigan	2-0	1,107
8.	Ohio State	1-1	1,003
9.	Oklahoma State	2-0	1,002
10.	Wisconsin	2-0	993
11.	Florida State	0-1	944
12.	<b>LSU</b>	<b>2-0</b>	<b>935</b>
13.	<b>Georgia</b>	<b>2-0</b>	<b>882</b>
14.	Louisville	2-0	658
15.	<b>Auburn</b>	<b>1-1</b>	<b>591</b>
16.	Virginia Tech	2-0	559
17.	Miami	1-0	542
18.	Kansas State	2-0	475
19.	Stanford	1-1	364
20.	TCU	2-0	352
21.	Washington State	2-0	233
22.	South Florida	2-0	188
23.	Tennessee	2-0	159
24.	Florida	0-1	146
25.	UCLA	2-0	119

Also receiving votes: Utah 101, South Carolina 72, Colorado 66, West Virginia 63, Oregon 61, Maryland 42, Notre Dame 31, San Diego State 16, Houston 10, **Mississippi State 3**, Boise State 3, California 2, Vanderbilt 2, Iowa 2, Texas Tech 2, Michigan State 1

## USA TODAY COACHES POLL (Sept. 10)

Rk.	School	Record	Points
1.	<b>Alabama</b>	<b>2-0</b>	<b>1,497</b>
2.	<b>Clemson</b>	<b>2-0</b>	<b>1,386</b>
3.	Oklahoma	2-0	1,385
4.	Southern Cal	2-0	1,308
5.	Penn State	2-0	1,256
6.	Washington	2-0	1,173
7.	Michigan	2-0	1,082
8.	Oklahoma State	2-0	1,026
9.	Ohio State	1-1	962
10.	Florida State	0-1	926
11.	<b>LSU</b>	<b>2-0</b>	<b>920</b>
12.	Wisconsin	2-0	919
13.	<b>Georgia</b>	<b>2-0</b>	<b>830</b>
14.	Louisville	2-0	658
15.	Miami	1-0	551
16.	Virginia Tech	2-0	509
17.	<b>Auburn</b>	<b>1-1</b>	<b>488</b>
18.	Kansas State	2-0	487
19.	Stanford	1-1	372
20.	TCU	2-0	271
21.	South Florida	2-0	249
22.	Washington State	2-0	244
23.	Tennessee	2-0	219
24.	Utah	2-0	182
25.	Florida	0-1	134

Also receiving votes: West Virginia 74, Colorado 70, Oregon 68, UCLA 57, **Mississippi State 37**, South Carolina 27, Maryland 26, Notre Dame 24, San Diego State 19, Memphis 11, NC State 10, Minnesota 9, Houston 7, Navy 6, Vanderbilt 5, Iowa 4, Duke 3, Army 2, Michigan State 2, UCF 2, Kentucky 1, Boise State 1, Appalachian State 1

## FIRST DOWNS

» Auburn averaged 22.0 first downs per game in 2016, and the Tigers posted 25 first downs in the 2017 season opening win over Georgia Southern.

The Tigers gained 25+ first downs in six games and 20+ in eight games last year, totaling 286 first downs for the season.

» Under Gus Malzahn, the Tigers have gained 20 or more first downs in 40-55 games, with 23 games with 25+ first downs. Auburn has averaged 22.2 first downs per game under Malzahn.

## ON THE RUN

» Auburn got 100-yard rushing performances in the season opener vs. Georgia Southern from Kerryon Johnson (136 yards, 1 TD) and Kam Martin (136 yards, 1 TD).

Johnson and Martin became the first Auburn players to rush for 130+ yards in a game since Carnell Williams (161) and Brandon Jacobs (182) vs. Mississippi State in 2003.

Johnson's 60-yard touchdown run in the first quarter was his longest career run and his 15th career TD (all rushing). Martin's third carry of the game went for 36 yards and his fourth career rushing touchdown. Martin broke off a 61-yard run in the fourth quarter, the longest of his career.

» Auburn has produced a 100-yard rusher in 39 of 55 games under head coach Gus Malzahn. Ten different Tigers have rushed for 100 yards in a game under Malzahn (50 100-yd performances).

Auburn's record with a 100-yard rusher during the Malzahn era is 30-9; with two 100-yard rushers in the same game, it's 11-0.

» Kamryn Pettway is now 35th in Auburn career rushing with 1,298 yards, tied with Ed Dyas (1,298 from 1958-60). Next are William Andrews (1,347, from 1976-78) and Mitzi Jackson (1,373, from 1973-75).

» Current players with 100-yard rushing performances:

Kamryn Pettway (7)  
Kerryon Johnson (4)  
Kam Martin (2)

» Pettway was the top rusher in the SEC (122.4 ypg) in 2016 with 1,224 yards and seven TD. He had seven 100-yard performances in 10 games:

236 Ole Miss  
192 Arkansas  
173 Vanderbilt  
169 Mississippi State  
152 Arkansas State  
123 Texas A&M  
101 Oklahoma

» Auburn (271.3 ypg) was one of six teams nationally (New Mexico, Army, Navy, Air Force, South Florida) that averaged more than 270 rushing yds/game last season.

» Kerryon Johnson had 182 rushes, 895 yards and 11 touchdowns in 2016. Johnson had 124 yards against Arkansas State, 146 against ULM and 108 against Alabama A&M.

The junior has 1,239 career rushing, and 15 career rushing touchdowns.

» Only two schools have at least one 1,000-yard rusher per season from 2009-16: Auburn (10) and Boise State (8). Auburn's 1,000-yard rushers during that span: Ben Tate (2009), Cam Newton (2010), Michael Dyer (2010 and 2011), Tre Mason (2012 and 2013), Nick Marshall (2013), Cameron Artis-Payne (2014), Peyton Barber (2015), Kamryn Pettway (2016).

## PETTWAY IN 2016

» Junior Kamryn Pettway, who ranked 11th among NCAA rushers last season at 122.4 yards per game, was the leading returning rusher nationally for 2017. He's the first Auburn player to return as the SEC's top rusher since Kenny Irons in 2006.

» Pettway is the 27th 1,000-yard rusher in Auburn history. His 1,224 yards in 2016 were the 10th 1,000-yard season posted by an Auburn player since 2009 and the 13th-best season ever by an Auburn rusher.

» Pettway's 5.86 yards-per-carry average was the 11th best average by a 1,000-yard rusher in Auburn history. Only two players in Auburn history, Bo Jackson (1985) and Brent Fullwood (1986) rushed for more yards in a season while also gaining more yards per carry than Pettway did.

» In a four-game span against Mississippi State, Arkansas, Ole Miss and Vanderbilt, Pettway rushed for 770 yards and six TD (192.5 ypg), the first Auburn running back to record 150+ yards in four straight regular season games since Bo Jackson in 1985.

» With a career-high 236 yards at Ole Miss, Pettway was the 19th player in Auburn history to rush for more than 200 yards; it was the 10th best rushing game in Auburn history.

Pettway averaged 138.7 ypg against SEC opponents last season with five 100-yard games and seven touchdowns.

## JARRETT STIDHAM

» Sophomore Jarrett Stidham rushed for a 14-yard touchdown in the second quarter against Georgia Southern, and notched his first passing TD in the third quarter, a 19-yard strike to Ryan Davis, then another in the fourth quarter, another 19-yard scoring pass to Will Hastings.

Stidham was the first quarterback to throw and run for a TD in his Auburn debut since Cam Newton (2 rush, 3 pass) vs. Arkansas State in 2010. Two other quarterbacks threw and rushed for a touchdown in their Auburn debuts: Pat Sullivan vs. Wake Forest in 1969 (2 rush, 2 pass) and Patrick Nix vs. Ole Miss in 1994 (1 rush, 1 pass).

» Stidham was the fifth Tiger to start at quarterback during the Gus Malzahn era, following Nick Marshall (25 games in 2013-14), Jeremy Johnson (11 games in 2013-15), Sean White (16 games in 2015-16) and John Franklin III (one game in 2016).

» Stidham was 75-109 passing for 1,265 yards and 12 touchdowns as a true freshman at Baylor during the 2015 season. He appeared in 10 games, starting three games (Kansas State, Oklahoma, Oklahoma State).

#### DEFENSIVE DOMINATION

» Auburn held Georgia Southern to 78 yards total offense, the fewest by an Auburn opponent since Ole Miss had 9 total yards in 1985 and the fewest yards allowed in an FBS vs. FBS game thus far this season.

That tied the fewest yards by an opponent in a season opener since UT-Chattanooga had 78 yards in 1967 and was the first time an opponent was held under 100 yards since Ball State had 92 yards in 2001. It was the third time under Malzahn an Auburn defense has held the opponent below 200 yards, and the 12th time under Malzahn Auburn has held an opponent to less than 300 yards.

» Auburn has allowed negative/no yards on 48 of 123(39.0%) plays defended this season.

» The Tigers held Georgia Southern (70) and Clemson (96) to fewer than 100 yards rushing, the first time the Auburn defense has done that in back-to-back games since 2014.

In 15 games under Kevin Steele as defensive coordinator, Auburn has held five different opponents to fewer than 100 yards rushing.

» In 15 games under Steele, the Auburn defense has recorded 37 sacks (2.5 per game) and has only been held without a sack three times. The Tigers have forced 20 turnovers (12 INT, 8 FR) and allowed only 10 rushing touchdowns during that stretch.

» Georgia Southern was held without a third-down conversion (0-15); the last time an Auburn defense held an opponent to zero third-down conversions was vs. LSU (0-13) in 2014.

» Auburn has allowed 21 points through two games, the fewest points the Tigers have allowed in the first two games of a season since 2008 (13). Auburn is tied for 13th nationally allowing 10.5 points per game. Auburn has allowed 16.2 ppg since the beginning of 2016.

In 2016, Auburn ranked seventh nationally in scoring defense, allowing just 17.1 points/gm, the fewest since 2007 (16.9 ppg). The 23 TD allowed (8 rush, 14 pass, 1 INT) were the fewest since 2004 (17), and ranked fifth nationally.

» Auburn held eight straight opponents without a rushing TD last year, its longest such streak since 2003-04 (8) and the longest within a season since 1957. Auburn allowed only eight rushing TD overall, the fewest since 2004.

» Last season, Auburn held all of its opponents below their season scoring average for the first time since 2005.

The Auburn defense held 2016 opponents to 112 first-half points, while the Tigers scored 210 points in the first half.

Ten of Auburn's 13 opponents were held to 20 points or fewer. Auburn allowed 222 season points, the fewest the Tigers allowed in a season since 2008 (216).

» The 2016 Auburn defense ranked 28th nationally in total defense at 361.9 yards per game, the best average since 2008 (317.8). The Tigers held eight opponents to 300 yards or fewer; fewest was Alabama A&M (130).

» Against Clemson, Auburn forced and recovered two opponent fumbles for the first time since last season's Mississippi State game. Forcing the fumbles were Jeff Holland and Marlon Davidson, with Jeremiah Dinson and Tray Matthews on the recoveries.

#### SEC STANDINGS

##### WEST STANDINGS

	SEC	Pct.	Overall	Pct.
Auburn	0-0	.000	1-1	.500
Alabama	0-0	.000	2-0	1.000
Arkansas	0-0	.000	1-1	.500
LSU	0-0	.000	2-0	1.000
Mississippi State	0-0	.000	2-0	1.000
Ole Miss	0-0	.000	2-0	1.000
Texas A&M	0-0	.000	1-1	.500

##### EAST STANDINGS

	SEC	Pct.	Overall	Pct.
South Carolina	1-0	1.000	2-0	1.000
Georgia	0-0	.000	2-0	1.000
Kentucky	0-0	.000	2-0	1.000
Tennessee	0-0	.000	2-0	1.000
Vanderbilt	0-0	.000	2-0	1.000
Florida	0-0	.000	0-1	.000
Missouri	0-1	.000	1-1	.500

#### SEC Results/September 9

South Carolina 31, Missouri 13  
Clemson 14, Auburn 6  
Alabama 41, Fresno State 10  
TCU 28, Arkansas 7  
Georgia 20, Notre Dame 19  
Kentucky 27, Eastern Kentucky 16  
LSU 45, Chattanooga 10  
Ole Miss 45, UT Martin 23  
Mississippi State 57, Louisiana Tech 21  
Tennessee 42, Indiana State 7  
Texas A&M 24, Nicholls State 14  
Vanderbilt 42, Alabama A&M 0

#### SEC Games/September 16

Mercer at Auburn  
Colorado State at Alabama  
Tennessee at Florida  
Samford at Georgia  
Kentucky at South Carolina  
LSU at Mississippi State  
Ole Miss at California  
Purdue at Missouri  
La-Lafayette at Texas A&M  
Kansas State at Vanderbilt

#### STUDENT-ATHLETE EXPERIENCE: WELLNESS KITCHEN

» Auburn's Wellness Kitchen offers all-you-care-to-eat dining, featuring various action stations, a pizza oven, a carving station, a hot line with fresh meats and vegetables, a salad bar and a smoothie station.



#### FIRSTS IN 2017

**Made first Auburn start (5):** Derrick Brown, Jeff Holland, Mike Horton, Jarrett Stidham, Prince Tega Wanogho

#### Saw first Auburn action (18):

**True freshmen (9):** Devan Barrett, K.J. Britt, Big Kat Bryant, Noah Igbinoghene, Traivon Leonard, T.D. Moultry, Jordyn Peters, Tyrone Trusdell, Chandler Wooten

**Redshirt freshmen (2):** Nick Coe, Marquis McClain

**Others:** Devin Adams, Wilson Bell, Sal Cannella, Jamel Dean, Casey Dunn, Jarrett Stidham, C.J. Tolbert

## TIGERS IN THE NFL

Name	Pos.	Team
Montravius Adams	DT	Green Bay Packers
Cameron Artis-Payne	RB	Carolina Panthers
Peyton Barber	RB	Tampa Bay Buccaneers
Daren Bates	LB	Tennessee Titans
Quan Bray	WR	Indianapolis Colts
Josh Bynes	LB	Arizona Cardinals
Sammie Coates	WR	Cleveland Browns
Shon Coleman	OL	Cleveland Browns
Blake Countess	DB	Los Angeles Rams
Karlos Dansby	LB	Arizona Cardinals
Nick Fairley	DT	New Orleans Saints
Dee Ford	DE	Kansas City Chiefs
Rudy Ford	DB	Arizona Cardinals
Corey Grant	RB	Jacksonville Jaguars
Josh Harris	LS	Atlanta Falcons
Joshua Holsey	DB	Washington Redskins
Jonathan Jones	DB	New England Patriots
Brandon King	DB	New England Patriots
DaVonte Lambert	DL	Tampa Bay Buccaneers
Devaroe Lawrence	DT	New Orleans Saints
Carl Lawson	DE	Cincinnati Bengals
Ricardo Louis	WR	Cleveland Browns
Cam Newton	QB	Carolina Panthers
Cody Parkey	PK	Miami Dolphins
Jay Prosch	FB	Houston Texans
Greg Robinson	OL	Detroit Lions
Pat Sims	DT	Cincinnati Bengals
Neiko Thorpe	DB	Seattle Seahawks
C.J. Uzomah	TE	Cincinnati Bengals
Christian Westerman	OL	Cincinnati Bengals

» Auburn has 30 former lettermen on NFL team rosters after their final training camp cuts, representing 19 different NFL teams

» Auburn players on NFL practice squads: Cassanova McKinzy (Rams), Chad Slade (Texans), Gimel President (Texans), Jermaine Whitehead (Packers), Gabe Wright (Dolphins), Angelo Blacson (Patriots)

» Auburn has had 29 players taken in the first round and four No. 1 overall draft picks: Cam Newton (Carolina, '11), Aundray Bruce (Atlanta, '88), Bo Jackson (Tampa, '86) & Tucker Frederickson (NY Giants, '65)

» At least one former Tiger has been selected to 16 of the last 18 Pro Bowls. Auburn has had at least one former player in nine of the last 12 Super Bowls

» Auburn has registered 15 three-and-outs on 26 drives this season.

## DEFENDING THE PASS

» Auburn ranks second in the SEC and eighth nationally in passing yards allowed per game, giving up just 96.5 yards per contest.

» Sophomore Daniel Thomas grabbed Auburn's first interception of 2017 with a pick in the endzone on the final play of the win against Georgia Southern.

» Georgia Southern's eight passing yards were the fewest by an Auburn opponent since Vanderbilt had just seven yards passing against the Tigers in 1993.

» The Auburn defense has 61 interceptions in 55 games since the beginning of 2013. Five members of the current squad have multiple career interceptions.

## CAREER INT ON CURRENT SQUAD:

Tray Matthews (4; 1 at Georgia)  
Carlton Davis (3)  
Daniel Thomas (3)  
Javaris Davis (2)  
Stephen Roberts (2)

## TOP TACKLERS

» Three current players have totaled more than 100 career tackles each at Auburn: Tre' Williams (157), Tray Matthews (127) and Carlton Davis (114).

» Senior linebacker Tre' Williams led Auburn with a career-best 10 tackles, 2.0 sacks, 2.0 TFL and a QB hurry against Georgia Southern, Williams' third career double-figure tackle game and the seventh game he has been Auburn's leading tackler during his career.

Carlton Davis, with a career-best 11 tackles and two PBU, was Auburn's tackle leader at Clemson.

» Six current players have at least one career double-figure tackle game at Auburn:

Tré Williams (3)  
Deshaun Davis (2)  
Carlton Davis (2)  
Tray Matthews (1)  
Nick Ruffin (1)  
Darrell Williams (1)

» Auburn's 10 sacks through two games are its most since recording 12 sacks in the first two games of 1994.

» Auburn's 12 TFLs and six sacks vs. Georgia Southern were the most for the Tigers since collecting 14 TFLs and six sacks against Ole Miss in 2013.

Four players collected the five sacks: Tre' Williams (2), Marlon Davidson (2), Derrick Brown and Jeff Holland. Williams, Davidson, Brown, Holland and Stephen Roberts had multiple TFL against the Eagles.

Against Clemson, Derrick Brown, Jeff Holland, Nick Coe, Montavious Atkinson, Tre' Williams and Dontavius Russell had a hand in sacks, and Marlon Davidson, Stephen Roberts, Jamel Dean and Darrell Williams added TFL.

The Tigers had 83 TFL last season and 25 team sacks.

» Deshaun Davis' four TFL vs. Alabama in 2016 were the most for an Auburn player since 2009 and tied for the second-most since 1996.

» The number of career games current players have led the team in tackles:

Tre' Williams (7)  
Tray Matthews (3)  
Deshaun Davis (3)  
Carlton Davis (2)  
Stephen Roberts (1)  
Nick Ruffin (1)  
Daniel Thomas (1)  
Darrell Williams (1)

## LEGATRON

» Two-time Lou Groza finalist Daniel Carlson holds 12 Auburn kicking records. The preseason All-American ranks in the top six of 12 SEC kicking categories.

» The leading returning scorer in the FBS, Carlson has scored 365 points kicking (73-89 FG, 146-146 PAT) during his three-year career, best all-time among Auburn kickers.

Just the ninth Auburn player ever to score 100+ points in a season, his overall scoring total of 371 points is now first in Auburn history, passing Wes Byrum (363 from 2007-10).

Carlson is tied for fifth in SEC history in career points scored with Jeff Hall (Tennessee, 1995-98), and just 14 points behind Leigh Tiffin (Alabama, 385 from 2006-09) in fourth place.

Carlson is 42 points shy of setting the SEC scoring record (current: 412 points by Blair Walsh, Georgia, 2008-11).

» Carlson is Auburn's all-time leader in field goal percentage (.820, 73-89), ninth in SEC history.

» Carlson is the Tigers' career leader for FG of 50 yards or longer with eight, surpassing Neil O'Donoghue (five from 1975-76).

He is 9-14 on career FG of at least 50 yards, and one of only two AU kickers with three career FG of 53 yards or longer, along with O'Donoghue. Carlson's 50+-yard kicks:

56 vs. Louisville (2015)  
53 vs. Clemson (2016)  
53 vs. Vanderbilt (2016)  
52 at Kentucky (2015)  
52 vs. Ole Miss (2015)  
51 vs. Wisconsin (2014)  
51 vs. Mississippi State (2015)  
51 vs. LSU (2016)  
50 vs. Ga. Southern (2017)



» Carlson is the Auburn career leader in field goals made (73), and just one of four Auburn kickers to make 15+ FG in multiple seasons:

**Wes Byrum** (2007, 2009, 2010)

**Daniel Carlson** (2014, 2015, 2016)

**Jim Von Wyl** (1990, 1991)

**Win Lyle** (1987, 1989)

» His 28 field goals made last season were the most in Auburn history. Carlson has three of the top five years in FG made in Auburn history.

1. 28 (2016)

2. 23 (2015)

5. 18 (2014)

» Carlson has eight career games with three or more FG made:

6 LSU (2016)

5 at Alabama (2014)

4 Ole Miss (2015)

4 at Texas A&M (2015)

4 at Ole Miss (2016)

4 at Alabama (2016)

3 at Mississippi State (2014)

3 Mississippi State (2015)

3 at Kentucky (2015)

3 Arkansas State (2016)

3 Vanderbilt (2016)

» Carlson has made 146 consecutive PAT kicks, the longest such string in Auburn history and the third-longest streak in SEC history, behind Elliott Fry (South Carolina, 2013-16) with 155 and recordholder John Becksvoort (Tennessee, 1991-94) with 161.

He is third in Auburn career PAT made, and one of just six SEC kickers to convert 100% of more than 100 PAT attempts.

» Carlson is 9-11 on touchbacks on kickoffs this season; he was second in the nation with a 79.2% touchback percentage (57-72) last season. For his career, 165 of 233 kickoffs (70.8%) have been touchbacks.

» Against Arkansas State in 2016, Carlson set an Auburn record for most points scored by a kicker (21), making three field goals, six PAT and scoring a 20-yard rushing touchdown on a fake field goal attempt (the first Auburn TD on a fake FG since 2000). Carlson broke the record of 18 points scored in a game he (at Alabama, 2014) shared with Al Del Greco (1982).

#### MORE SPECIAL TEAMS

» Auburn is tied with Hawai'i for the longest current string nationally of games without having a punt blocked (105 games). The Tigers' last blocked punt attempt was vs. Mississippi State in 2009.

» Auburn kickers have converted 173 consecutive PAT attempts back to the 2013 Tennessee game, the fifth longest active streak in the FBS behind Michigan, Memphis, Texas A&M and Stanford.

» Kerryon Johnson's average of 25.12 yards per kick return through his first 26 career returns ranks seventh all-time in Auburn records.

#### MORE NOTES FROM THE CLEMSON GAME

» Auburn forced and recovered two opponent fumbles for the first time since last season's Mississippi State game.

» Junior Ryan Davis was Auburn's leading receiver with a career-best eight receptions for 32 yards; his previous high was five catches in three previous games.

» Captains at Clemson were Austin Golson, Braden Smith and Tre' Williams.

#### RANKINGS

» During the Gus Malzahn era, Auburn has been part of 17 previous matchups of AP-ranked teams. The Tigers are 8-9 in those meetings between ranked teams, including a 4-0 mark in Jordan-Hare Stadium.

» Auburn's record as a ranked team all-time is 305-109-6. Ranked Auburn teams at home are 170-30-2; away from Auburn, ranked Tiger squads are 135-79-4 all-time.

» Auburn is 105-154-6 all-time facing ranked opponents. The Tigers are 47-40-2 at home against ranked teams, 27-66-2 on the road and 31-48-2 vs. ranked teams on a neutral field.

» Malzahn has coached 43.6% of his games (24-55) vs. AP-ranked teams, the highest percentage in Auburn history. The top five:

43.6 Gus Malzahn (24-55)

38.4 Gene Chizik (20-52)

35.2 Tommy Tuberville (44-125)

33.8 Pat Dye (47-139)

29.1 Shug Jordan (77-265)

» When a ranked Auburn team faces a ranked opponent, the Tigers' all-time record is 73-68-4 (30-12-1 at home, 21-36-1 away and 22-20-2 on a neutral field).

» The Tigers are 83-124-5 all-time when facing ranked SEC opponents (37-31-2 at home, 27-59-2 away, 19-34-1 neutral). Ranked Auburn teams vs. ranked SEC teams are 53-46-3 overall (24-8-1 at home, 18-29-1 at the opponent's home field and 11-9-1 on a neutral field).

#### MORE TIGER STRIPES...

» On the 2017 squad, 34 players have at least one college start to their credit, 19 on the Auburn offense and 15 on defense.

» Since 2001, Auburn is 123-21 (.854) when scoring 20 or more points in a game. Dating back to 1993, Auburn is 179-29-1 (.859) when scoring 20 or more points. All-time, Auburn is 324-9 (.973) when scoring 30 points.

» Auburn's season opening win over Georgia Southern was its 750th all-time; Auburn ranks 13th in all-time wins among FBS schools.

#### CAREER PARTICIPATION

No.	Name	GP/GS
16	Devin Adams, QB	1/0
48	Montavious Atkinson, DB	24/2
5	Devan Barrett, RB	2/0
74	Wilson Bell, OL	29/18* (27/18)
82	Pete Berryman, TE	1/0
33	K.J. Britt, LB	2/0
22	John Broussard Jr., DB	10/0
5	Derrick Brown, DL	15/2
86	Tucker Brown, TE	16/0
1	Big Kat Bryant, DL	1/0
80	Sal Cannella, TE	2/0
38	Daniel Carlson, K	41/-
67	Tyler Carr, OL	12/0
93	Tyler Carter, DL	3/0
43	Cedric Chambers, RB	1/0
91	Nick Coe, DL	2/0
9	Byron Cowart, DL	25/0
27	Chandler Cox, FB	27/20
3	Nate Craig-Myers, WR	13/3
3	Marlon Davidson, DL	15/15
6	Carlton Davis, DB	27/21
57	Deshawn Davis, LB	27/13
13	Javaris Davis, DB	15/8
11	Kyle Davis, WR	14/1
23	Ryan Davis, WR	23/9
12	Jamel Dean, DB	2/0
20	Jeremiah Dinson, DB	11/3
50	Casey Dunn, OL	37/27* (36/27)
73	Austin Golson, OL	38/25* (12/0)
40	Eugene Govan, RB	1/0
77	Marquel Harrell, OL	5/0
85	Jalen Harris, TE	27/5
33	Will Hastings, WR	15/0
4	Jeff Holland, OLB	28/2
64	Mike Horton, OL	14/2
4	Noah Igbinoghene, WR	2/0
78	Darius James, OL	21/12* (6/2)
10	Paul James III, LB	9/0* (4/0)
21	Kerryon Johnson, RB	26/8
54	Kaleb Kim, OL	3/0
46	Caleb King, TE	2/0
89	Griffin King, WR	5/0
21	Traivon Leonard, DB	1/0
9	Kam Martin, RB	12/0
28	Tray Matthews, DB	33/28* (10/7)
51	Richard McBryde, LB	11/0
17	Marquis McClain, WR	2/0
29	Jalen McGriff, DB	10/0* (10/0)
61	Ryan Meneely, OL	2/0
32	Malik Miller, RB	5/0
55	T.D. Moultry, LB	1/0
39	Robert Muschamp, LB	1/0
99	Spencer Nigh, FB	5/0
15	Jordyn Peters, DB	2/0
36	Kamryn Pettway, FB	23/9
69	Ike Powell, LS	32/-
50	Chase Ritter, LB	1/0
14	Stephen Roberts, DB	39/14
19	Nick Ruffin, DB	35/5
95	Dontavius Russell, DL	28/25
43	Ian Shannon, K/P	7/-
66	Bailey Sharp, OL	4/0
58	Josh Shockley, LB	15/0
81	Darius Slayton, WR	15/12
71	Braden Smith, OL	41/29
25	Jason Smith, DB/WR	25/2
8	Jarrett Stidham, QB	12/5* (10/3)
29	Tyler Stovall, H	41/-
12	Eli Stove, WR	14/8
42	Keenan Sweeney, FB	3/0
24	Daniel Thomas, DB	13/1
42	Tre' Threat, LB	14/0
37	C.J. Tolbert, RB	1/0
94	Tyrone Truesdell, DL	1/0
97	Gary Walker, DL	4/0
76	Prince Tega Wanogho, OL	12/2
13	Sean White, QB	18/16
79	Andrew Williams, DL	28/0
49	Darrell Williams, LB	24/10
30	Tre' Williams, LB	38/14
31	Chandler Wooten, LB	1/0

\*includes previous school (previous school total)

## ALPHABETICAL ROSTER

NO.	NAME	POS.	HT.	WT.	YR.	HOMETOWN	NO.	NAME	POS.	HT.	WT.	YR.	HOMETOWN
16	Devin Adams	QB	6-3	244	Jr.	Mobile, AL	56	Tashawn Manning	DL	6-3	320	Fr.	Apopka, FL
70	Calvin Ashley	OL	6-6	350	Fr.	Orlando, FL	41	Aidan Marshall	P	5-11	163	Fr.	Winchester, VA
16	Malcolm Askew	DB	5-11	182	Fr.	McCalla, AL	9	Kam Martin	RB	5-10	182	So.	Port Arthur, TX
48	Montavious Atkinson	LB	6-1	218	Jr.	Fairburn, GA	28	Tray Matthews	DB	6-1	209	Sr.	Newnan, GA
5	Devan Barrett	RB	6-0	185	Fr.	Tampa, FL	51	Richard McBryde	LB	6-1	237	So.	Troy, AL
74	Wilson Bell	OL	6-5	355	Sr.	Mobile, AL	17	Marquis McClain	WR	6-2	226	RFr.	Crestview, FL
82	Pete Berryman	TE	6-3	221	Jr.	Birmingham, AL	29	Jaylen McGriff	DB	6-0	207	Jr.	Brentwood, TN
52	Nick Brahms	OL	6-3	276	Fr.	Navarre, FL	25	Alex Medary	FB	6-0	186	Fr.	Orlando, FL
33	K.J. Britt	LB	6-0	239	Fr.	Oxford, AL	61	Ryan Meneely	OL	6-2	322	So.	McDonough, GA
22	John Broussard Jr.	DB	5-11	172	So.	Phenix City, AL	32	Malik Miller	RB	5-11	225	RFr.	Huntsville, AL
5	Derrick Brown	DL	6-5	316	So.	Sugar Hill, GA	35	James Owens Moss	WR	5-9	184	RFr.	Opelika, AL
86	Tucker Brown	TE	6-3	288	Jr.	Trussville, AL	55	T.D. Moultry	LB	6-2	240	Fr.	Birmingham, AL
1	Big Kat Bryant	Buck	6-5	224	Fr.	Cordele, GA	39	Robert Muschamp	LB	6-1	244	So.	Rome, GA
80	Sal Cannella	TE	6-5	228	So.	Schaumburg, IL	18	Jayvaughn Myers	DB	6-1	192	RFr.	Dade City, FL
26	Anders Carlson	K	6-5	200	Fr.	Colorado Springs, CO	63	Peyton Nance	OL	5-11	318	Fr.	Attalla, AL
38	Daniel Carlson	K	6-4	223	Sr.	Colorado Springs, CO	99	Spencer Nigh	FB	6-0	270	So.	Magnolia, TX
67	Tyler Carr	OL	6-5	316	So.	Southside, AL	87	Pace Ozmint	WR	6-1	181	RFr.	Glencoe, AL
93	Tyler Carter	DL	6-1	270	So.	Decatur, AL	15	Jordyn Peters	DB	6-1	185	Fr.	Muscle Shoals, AL
43	Cedric Chambers	RB	5-7	187	So.	Valley, AL	36	Kamryn Pettway	RB	6-0	235	Jr.	Montgomery, AL
91	Nick Coe	DL	6-5	270	RFr.	Asheboro, NC	69	Ike Powell	LS	6-3	267	Sr.	Tifton, GA
9	Byron Cowart	DE	6-3	283	Jr.	Seffner, FL	50	Chase Ritter	LB	5-10	205	Sr.	Wetumpka, AL
27	Chandler Cox	FB	6-1	239	Jr.	Apopka, FL	14	Stephen Roberts	DB	5-11	189	Sr.	Opelika, AL
3	Nate Craig-Myers	WR	6-2	213	So.	Dade City, FL	45	Jacob Rogers	DB	5-11	205	RFr.	Goodwater, AL
45	Chase Cramer	FB	5-10	205	So.	Orlando, FL	19	Nick Ruffin	DB	6-0	202	Sr.	Duluth, GA
3	Marlon Davidson	DL	6-3	282	So.	Greenville, AL	95	Dontavius Russell	DL	6-3	310	Jr.	Carrollton, GA
6	Carlton Davis	DB	6-1	203	Jr.	Miami, FL	72	Prince M. Sammons	OL	6-7	292	RFr.	Blanchester, OH
57	Deshawn Davis	LB	5-11	246	Jr.	Prichard, AL	43	Ian Shannon	K/P	6-3	222	So.	Marietta, GA
13	Javaris Davis	DB	5-10	186	So.	Jacksonville, FL	66	Bailey Sharp	OL	6-5	300	So.	Marietta, GA
11	Kyle Davis	WR	6-2	213	So.	Loganville, GA	47	John Samuel Shenker	TE	6-3	235	Fr.	Albany, GA
23	Ryan Davis	WR	5-9	175	Jr.	St. Petersburg, FL	32	Sam Sherrod	DB	5-11	198	RFr.	Birmingham, AL
12	Jamel Dean	DB	6-2	215	So.	Cocoa, FL	58	Josh Shockley	LB	5-10	224	Jr.	Locust Grove, GA
20	Jeremiah Dinson	DB	6-0	186	So.	Miami, FL	81	Darius Slayton	WR	6-2	190	So.	Norcross, GA
50	Casey Dunn	OL	6-4	292	Sr.	Trussville, AL	71	Braden Smith	OL	6-6	303	Sr.	Olathe, KS
41	Josh French	LB	5-11	209	RFr.	Birmingham, AL	53	Clarke Smith	LS	6-3	226	RFr.	Leeds, AL
73	Austin Golson	OL	6-5	312	Sr.	Prattville, AL	25	Jason Smith	DB	6-1	186	Sr.	Mobile, AL
40	Eugene Govan	RB	5-7	186	So.	Grovetown, GA	8	Jarrett Stidham	QB	6-3	214	So.	Stephenville, TX
46	Devin Guice	DB	5-8	160	RFr.	Opelika, AL	29	Tyler Stovall	H	6-0	213	Sr.	Hokes Bluff, AL
59	Brodarious Hamm	OL	6-5	344	Fr.	Griffin, GA	12	Eli Stove	WR	6-0	183	So.	Niceville, FL
77	Marquel Harrell	OL	6-3	308	So.	Fairburn, GA	42	Keenan Sweeney	FB	6-0	237	Jr.	Snellville, GA
85	Jalen Harris	TE	6-4	252	Jr.	Montgomery, AL	60	Bill Taylor	LS	6-3	227	Fr.	Northport, AL
33	Will Hastings	WR	5-10	167	Jr.	Little Rock, AR	24	Daniel Thomas	DB	5-11	203	So.	Montgomery, AL
4	Jeff Holland	OLB	6-2	249	Jr.	Jacksonville, FL	42	Tre' Threat	LB	6-1	244	So.	Mobile, AL
64	Mike Horton	OL	6-4	318	So.	Atlanta, GA	37	C.J. Tolbert	RB	5-7	187	Jr.	Dadeville, AL
4	Noah Igbinoehene	WR	5-11	186	Fr.	Trussville, AL	68	Austin Troxell	OL	6-6	292	Fr.	Gurley, AL
92	Alec Jackson	DL	6-5	280	Fr.	Montgomery, AL	94	Tyrone Truesdell	DL	6-2	338	Fr.	Augusta, GA
78	Darius James	OL	6-4	324	Sr.	Killeen, TX	97	Gary Walker	DL	5-11	270	So.	Toccoa, GA
10	Paul James III	DL	6-3	260	Jr.	Miami, FL	76	Prince Tega Wanogho	OL	6-7	301	So.	Montgomery, AL
62	Jaunta'vius Johnson	DL	6-2	324	So.	Lincoln, AL	13	Sean White	QB	6-0	211	Jr.	Boca Raton, FL
21	Kerryon Johnson	RB	6-0	212	Jr.	Huntsville, AL	28	JaTarvious Whitlow	WR	6-0	216	Fr.	LaFayette, AL
75	Trent Kelley	OL	6-5	280	Fr.	Phenix City, AL	79	Andrew Williams	DL	6-4	286	Jr.	McDonough, GA
54	Kaleb Kim	OL	6-4	293	So.	Buford, GA	49	Darrell Williams	LB	6-2	244	Jr.	Hoover, AL
46	Caleb King	TE	6-3	218	Sr.	Huntsville, AL	30	Tre' Williams	LB	6-2	225	Sr.	Mobile, AL
89	Griffin King	WR	5-10	180	So.	Atlanta, GA	14	Malik Willis	QB	6-1	202	Fr.	Atlanta, GA
31	Sage Ledbetter	K	6-0	181	RFr.	Auburn, AL	31	Chandler Wooten	LB	6-2	237	Fr.	Acworth, GA
21	Traivon Leonard	DB	6-0	191	Fr.	West Palm Beach, FL							



## NUMERICAL ROSTER

NO.	NAME	POS.	HT.	WT.	YR.	HOMETOWN
1	Big Kat Bryant	Buck	6-5	224	Fr.	Cordele, GA
3	Marlon Davidson	DL	6-3	282	So.	Greenville, AL
3	Nate Craig-Myers	WR	6-2	213	So.	Dade City, FL
4	Jeff Holland	OLB	6-2	249	Jr.	Jacksonville, FL
4	Noah Igbinoghene	WR	5-11	186	Fr.	Trussville, AL
5	Derrick Brown	DL	6-5	316	So.	Sugar Hill, GA
5	Devan Barrett	RB	6-0	185	Fr.	Tampa, FL
6	Carlton Davis	DB	6-1	203	Jr.	Miami, FL
8	Jarrett Stidham	QB	6-3	214	So.	Stephenville, TX
9	Byron Cowart	DE	6-3	283	Jr.	Seffner, FL
9	Kam Martin	RB	5-10	182	So.	Port Arthur, TX
10	Paul James III	DL	6-3	260	Jr.	Miami, FL
11	Kyle Davis	WR	6-2	213	So.	Loganville, GA
12	Eli Stove	WR	6-0	183	So.	Niceville, FL
12	Jamel Dean	DB	6-2	215	So.	Cocoa, FL
13	Sean White	QB	6-0	211	Jr.	Boca Raton, FL
13	Javaris Davis	DB	5-10	186	So.	Jacksonville, FL
14	Stephen Roberts	DB	5-11	189	Sr.	Opelika, AL
14	Malik Willis	QB	6-1	202	Fr.	Atlanta, GA
15	Jordyn Peters	DB	6-1	185	Fr.	Muscle Shoals, AL
16	Devin Adams	QB	6-3	244	Jr.	Mobile, AL
16	Malcolm Askew	DB	5-11	182	Fr.	McCalla, AL
17	Marquis McClain	WR	6-2	226	RFr.	Crestview, FL
18	Jayvaughn Myers	DB	6-1	192	RFr.	Dade City, FL
19	Nick Ruffin	DB	6-0	202	Sr.	Duluth, GA
20	Jeremiah Dinson	DB	6-0	186	So.	Miami, FL
21	Kerryon Johnson	RB	6-0	212	Jr.	Huntsville, AL
21	Traivon Leonard	DB	6-0	191	Fr.	West Palm Beach, FL
22	John Broussard Jr.	DB	5-11	172	So.	Phenix City, AL
23	Ryan Davis	WR	5-9	175	Jr.	St. Petersburg, FL
24	Daniel Thomas	DB	5-11	203	So.	Montgomery, AL
25	Jason Smith	DB	6-1	186	Sr.	Mobile, AL
25	Alex Medary	FB	6-0	186	Fr.	Orlando, FL
26	Anders Carlson	K	6-5	200	Fr.	Colorado Springs, CO
27	Chandler Cox	FB	6-1	239	Jr.	Apopka, FL
28	Tray Matthews	DB	6-1	209	Sr.	Newnan, GA
28	JaTarvious Whitlow	WR	6-0	216	Fr.	LaFayette, AL
29	Tyler Stovall	H	6-0	213	Sr.	Hokes Bluff, AL
29	Jaylen McGriff	DB	6-0	207	Jr.	Brentwood, TN
30	Tre' Williams	LB	6-2	225	Sr.	Mobile, AL
31	Chandler Wooten	LB	6-2	237	Fr.	Acworth, GA
31	Sage Ledbetter	K	6-0	181	RFr.	Auburn, AL
32	Malik Miller	RB	5-11	225	RFr.	Huntsville, AL
32	Sam Sherrod	DB	5-11	198	RFr.	Birmingham, AL
33	Will Hastings	WR	5-10	167	Jr.	Little Rock, AR
33	K.J. Britt	LB	6-0	239	Fr.	Oxford, AL
35	James Owens Moss	WR	5-9	184	RFr.	Opelika, AL
36	Kamryn Pettway	RB	6-0	235	Jr.	Montgomery, AL
37	C.J. Tolbert	RB	5-7	187	Jr.	Dadeville, AL
38	Daniel Carlson	K	6-4	223	Sr.	Colorado Springs, CO
39	Robert Muschamp	LB	6-1	244	So.	Rome, GA
40	Eugene Govan	RB	5-7	186	So.	Grovetown, GA
41	Josh French	LB	5-11	209	RFr.	Birmingham, AL
41	Aidan Marshall	P	5-11	163	Fr.	Winchester, VA

NO.	NAME	POS.	HT.	WT.	YR.	HOMETOWN
42	Keenan Sweeney	FB	6-0	237	Jr.	Snellville, GA
42	Tre' Threat	LB	6-1	244	So.	Mobile, AL
43	Ian Shannon	K/P	6-3	222	So.	Marietta, GA
43	Cedric Chambers	RB	5-7	187	So.	Valley, AL
45	Chase Cramer	FB	5-10	205	So.	Orlando, FL
45	Jacob Rogers	DB	5-11	205	RFr.	Goodwater, AL
46	Caleb King	TE	6-3	218	Sr.	Huntsville, AL
46	Devin Guice	DB	5-8	160	RFr.	Opelika, AL
47	John Samuel Shenker	TE	6-3	235	Fr.	Albany, GA
48	Montavious Atkinson	LB	6-1	218	Jr.	Fairburn, GA
49	Darrell Williams	LB	6-2	244	Jr.	Hoover, AL
50	Casey Dunn	OL	6-4	292	Sr.	Trussville, AL
50	Chase Ritter	LB	5-10	205	Sr.	Wetumpka, AL
51	Richard McBryde	LB	6-1	237	So.	Troy, AL
52	Nick Brahms	OL	6-3	276	Fr.	Navarre, FL
53	Clarke Smith	LS	6-3	226	RFr.	Leeds, AL
54	Kaleb Kim	OL	6-4	293	So.	Buford, GA
55	T.D. Moultry	LB	6-2	240	Fr.	Birmingham, AL
56	Tashawn Manning	DL	6-3	320	Fr.	Apopka, FL
57	Deshaun Davis	LB	5-11	246	Jr.	Prichard, AL
58	Josh Shockley	LB	5-10	224	Jr.	Locust Grove, GA
59	Brodarious Hamm	OL	6-5	344	Fr.	Griffin, GA
60	Bill Taylor	LS	6-3	227	Fr.	Northport, AL
61	Ryan Meneely	OL	6-2	322	So.	McDonough, GA
62	Jaunta'vius Johnson	DL	6-2	324	So.	Lincoln, AL
63	Peyton Nance	OL	5-11	318	Fr.	Attalla, AL
64	Mike Horton	OL	6-4	318	So.	Atlanta, GA
66	Bailey Sharp	OL	6-5	300	So.	Marietta, GA
67	Tyler Carr	OL	6-5	316	So.	Southside, AL
68	Austin Troxell	OL	6-6	292	Fr.	Gurley, AL
69	Ike Powell	LS	6-3	267	Sr.	Tifton, GA
70	Calvin Ashley	OL	6-6	350	Fr.	Orlando, FL
71	Braden Smith	OL	6-6	303	Sr.	Olathe, KS
72	Prince M. Sammons	OL	6-7	292	RFr.	Blanchester, OH
73	Austin Golson	OL	6-5	312	Sr.	Prattville, AL
74	Wilson Bell	OL	6-5	355	Sr.	Mobile, AL
75	Trent Kelley	OL	6-5	280	Fr.	Phenix City, AL
76	Prince Tega Wanogho	OL	6-7	301	So.	Montgomery, AL
77	Marquel Harrell	OL	6-3	308	So.	Fairburn, GA
78	Darius James	OL	6-4	324	Sr.	Killeen, TX
79	Andrew Williams	DL	6-4	286	Jr.	McDonough, GA
80	Sal Cannella	TE	6-5	228	So.	Schaumburg, IL
81	Darius Slayton	WR	6-2	190	So.	Norcross, GA
82	Pete Berryman	TE	6-3	221	Jr.	Birmingham, AL
85	Jalen Harris	TE	6-4	252	Jr.	Montgomery, AL
86	Tucker Brown	TE	6-3	288	Jr.	Trussville, AL
87	Pace Ozmint	WR	6-1	181	RFr.	Glencoe, AL
89	Griffin King	WR	5-10	180	So.	Atlanta, GA
91	Nick Coe	DL	6-5	270	RFr.	Asheboro, NC
92	Alec Jackson	DL	6-5	280	Fr.	Montgomery, AL
93	Tyler Carter	DL	6-1	270	So.	Decatur, AL
94	Tyrone Truesdell	DL	6-2	338	Fr.	Augusta, GA
95	Dontavius Russell	DL	6-3	310	Jr.	Carrollton, GA
97	Gary Walker	DL	5-11	270	So.	Toccoa, GA
99	Spencer Nigh	FB	6-0	270	So.	Magnolia, TX

## PRONUNCIATION GUIDE

NO.	NAME	PRONUNCIATION
48	MONTAVIOUS Atkinson	mon-TAY-vee-us
22	John BROUSSARD	brew-SARD
80	Sal CANNELLA	can-NELL-lah
26	ANDERS Carlson	ON-durs
31	JAVARIS Davis	ja-VAR-is
12	JAMEL Dean	ja-MELL
40	Eugene GOVAN	GO-van
46	Devin GUICE	gice (sounds like ice)
59	BRODARIOUS Hamm	bro-DARE-ree-us
77	Marquel HARRELL	hah-RELL
4	Noah IGBINOGHENE	IG-bin-oh-GEE-nee
62	JAUNTA'VIUS Johnson	jon-TAY-vee-us

NO.	NAME	PRONUNCIATION
21	KERRYON Johnson	carry-on
56	TASHAWN Manning	TAY-shawn
17	MARQUIS McClain	mar-KEESE
32	MALIK Miller	muh-LEAK
25	Alex MEDARY	MEDD-err-ree
18	JAYVAUGHN Myers	JAY-von
19	Nick RUFFIN	ROUGH-fin
95	DONTAVIUS Russell	don-TAY-vee-us
43	IAN Shannon	EE-un
71	BRADEN Smith	BRAY-den
98	Prince TEGA WANOGHO	TAY-ga wah-NO-go

## DEPTH CHART » for MERCER

OFFENSE			DEFENSE		
<b>QB</b>	<b>8</b>	<b>JARRETT STIDHAM (6-3, 214, So.)</b>	<b>Buck</b>	<b>4</b>	<b>JEFF HOLLAND (6-2, 249, Jr.)</b>
	13	Sean White (6-0, 211, Jr.)		10	Paul James III (6-3, 260, Jr.) --OR--
<b>RB</b>	<b>36</b>	<b>KAMRYN PETTWAY (6-0, 235, Jr.) --OR--</b>		55	T.D. Moultry (6-2, 240, Fr.)
	<b>21</b>	<b>KERRYON JOHNSON (6-0, 212, Jr.)</b>	<b>DT</b>	<b>95</b>	<b>DONTAVIUS RUSSELL (6-3, 310, Jr.)</b>
<b>HB</b>	<b>27</b>	<b>CHANDLER COX (6-1, 239, Jr.)</b>		9	Byron Cowart (6-3, 283, Jr.) --OR--
	99	Spencer Nigh (6-0, 270, So.) --OR--		94	Tyrone Truesdell (6-2, 338, Fr.)
	42	Keenan Sweeney (6-0, 237, Jr.)	<b>DT</b>	<b>5</b>	<b>DERRICK BROWN (6-5, 316, So.)</b>
<b>TE</b>	<b>85</b>	<b>JALEN HARRIS (6-4, 252, Jr.)</b>		79	Andrew Williams (6-4, 286, Jr.)
	86	Tucker Brown (6-3, 288, Jr.)	<b>DE</b>	<b>3</b>	<b>MARLON DAVIDSON (6-3, 282, So.)</b>
<b>WR</b>	<b>81</b>	<b>DARIUS SLAYTON (6-2, 190, So.) --OR--</b>		91	Nick Coe (6-5, 270, RFr.) --OR--
	<b>11</b>	<b>KYLE DAVIS (6-2, 213, So.)</b>		1	Big Kat Bryant (6-5, 224, Fr.)
<b>WR</b>	<b>3</b>	<b>NATE CRAIG-MYERS (6-2, 213, So.)</b>	<b>SAM</b>	<b>49</b>	<b>DARRELL WILLIAMS (6-2, 244, Jr.)</b>
	80	Sal Cannella (6-5, 228, So.) --OR--		51	Richard McBryde (6-1, 237, So.)
	17	Marquis McClain (6-2, 226, RFr.)	<b>MIKE</b>	<b>57</b>	<b>DESHAUN DAVIS (5-11, 246, Jr.)</b>
<b>WR</b>	<b>12</b>	<b>ELI STOVE (6-0, 183, So.)</b>		33	K.J. Britt (6-0, 239, Fr.) --OR--
	4	Noah Igbinoghene (5-11, 186, Fr.)		31	Chandler Wooten (6-2, 237, Fr.)
<b>WR</b>	<b>23</b>	<b>RYAN DAVIS (5-9, 175, Jr.) --OR--</b>	<b>WILL</b>	<b>30</b>	<b>TRE' WILLIAMS (6-2, 225, Sr.)</b>
	<b>33</b>	<b>WILL HASTINGS (5-10, 167, Jr.)</b>		48	Montavious Atkinson (6-1, 218, Jr.)
<b>LT</b>	<b>76</b>	<b>PRINCE TEGA WANOGHO (6-7, 301, So.)</b>	<b>CB</b>	<b>13</b>	<b>JAVARIS DAVIS (5-10, 186, So.) --OR--</b>
	66	Bailey Sharp (6-5, 300, So.)		<b>12</b>	<b>JAMEL DEAN (6-2, 215, So.)</b>
<b>LG</b>	<b>64</b>	<b>MIKE HORTON (6-4, 318, So.)</b>		22	John Broussard Jr. (5-11, 172, So.)
	77	Marquel Harrell (6-3, 308, So.)	<b>FS</b>	<b>28</b>	<b>TRAY MATTHEWS (6-1, 209, Sr.)</b>
<b>C</b>	<b>73</b>	<b>AUSTIN GOLSON (6-5, 312, Sr.)</b>		19	Nick Ruffin (6-0, 202, Sr.) --OR--
	50	Casey Dunn (6-4, 292, Sr.)		20	Jeremiah Dinson (6-0, 186, So.)
<b>RG</b>	<b>71</b>	<b>BRADEN SMITH (6-6, 303, Sr.)</b>	<b>SS</b>	<b>14</b>	<b>STEPHEN ROBERTS (5-11, 189, Sr.)</b>
	74	Wilson Bell (6-5, 355, Sr.)		24	Daniel Thomas (5-11, 203, So.) --OR--
<b>RT</b>	<b>78</b>	<b>DARIUS JAMES (6-4, 324, Sr.)</b>		25	Jason Smith (6-1, 186, Sr.)
	70	Calvin Ashley (6-6, 350, Fr.)	<b>CB</b>	<b>6</b>	<b>CARLTON DAVIS (6-1, 203, Jr.)</b>
				21	Traivon Leonard (6-0, 191, Fr.)
			<b>NICKEL</b>	<b>24</b>	<b>DANIEL THOMAS (5-11, 203, So.) --OR--</b>
				<b>20</b>	<b>JEREMIAH DINSON (6-0, 186, So.)</b>
				15	Jordyn Peters (6-1, 185, Fr.)

## SPECIAL TEAMS

<b>PK</b>	<b>38</b>	<b>DANIEL CARLSON (6-4, 223, Sr.)</b>
	26	Anders Carlson (6-5, 200, Fr.) --OR--
	31	Sage Ledbetter (6-0, 181, RFr.)
<b>P</b>	<b>43</b>	<b>IAN SHANNON (6-3, 222, So.)</b>
	41	Aidan Marshall (5-11, 163, Fr.) --OR--
	27	Tyler Stovall (6-0, 213, Sr.)
<b>H</b>	<b>29</b>	<b>TYLER STOVALL (6-0, 213, Sr.)</b>
<b>LS</b>	<b>69</b>	<b>IKE POWELL (6-3, 267, Sr.)</b>
	60	Bill Taylor (6-3, 227, Fr.)
<b>PR</b>	<b>14</b>	<b>STEPHEN ROBERTS (5-11, 189, Sr.)</b>
	23	Ryan Davis (5-9, 175, Jr.)
<b>KR</b>	<b>21</b>	<b>KERRYON JOHNSON (6-0, 212, Jr.) --AND--</b>
	<b>13</b>	<b>JAVARIS DAVIS (5-10, 186, So.)</b>
	5	Devan Barrett (6-0, 185, Fr.) -- AND --
	4	Noah Igbinoghene (5-11, 186, Fr.)

**LAST MEETING**

Oct. 21, 1922 | Auburn, Ala.

**MERCER****7****AUBURN****50**

Score By Quarters	1	2	3	4	Score
Mercer					- 7
Auburn					- 50

**SCORING PLAYS**

	MU	AU
First Downs		
Rushes-Yds (Net)		
Passing Yds (Net)		
Passes Com-Att-Int		
Total Offense Plays-Yds		
Interception Return-Yds		
Punts (Num-Avg)		
Fumbles-Lost		
Penalties-Yds		
3rd Down Conversion		
Time of Possession		

**RUSHING:****PASSING:****RECEIVING:****SERIES HISTORY » Mercer**

Series Record	Auburn, 11-0
At Auburn	Auburn, 6-0
At Macon	Auburn, 4-0
At Neutral Sites	Auburn, 1-0
at Columbus, Ga.	AU leads, 1-0
First meeting	1896 (Auburn, 46-0)
Most AU points	92 (in 1916)
Most MU points	7 (in 1922)
Combined points	64 (2x, 1953 & 1967)
Current streak	Clemson, W3

Gus Malzahn vs. Mercer	0-0
Bobby Lamb vs. Auburn	0-1

**THE LAST TIME VS. MERCER**

**Auburn 50, Mercer 7**  
(from the Opelika Daily News)

» AUBURN, Ala. (Oct. 21, 1922) -- The Auburn Tigers paid little heed to the blazing summer sun at Drake Field Saturday and smashed the Mercer Baptists, 50 to 7.

It was the first big game of the season at Auburn and several thousand spectators witnessed the battle. The Baptists were without the services of Lancaster, Erwin, Poore and Cecil, who remained in Macon due to an attack of dengue fever. The Tigers played without Lawrence, Moulton and Regan. The former was called home because of illness while the latter two were out because of injuries.

Mercer won the toss and elected to receive. On an exchange of punts, Howe outdistanced Harmon and then by line plunges and end runs the Tiger backs carried the ball down the field only to be held for down on Mercer's 20-yard line.

After hitting the line once, a Mercer back fumbled and Auburn recovered on the 25-yard line. On the next play Allen went around right end for a touchdown but failed to kick goal.

Another touchdown was scored through the line by Garland.

Mercer came back strong in the second quarter, when, aided by a fumbled punt, they had the ball on Auburn's 16-yard line. Harmon, Felder and Rogers made first downs through the Auburn line and then Harmon bucked it over and kicked goal with a drop-kick.

With only three minutes to play the regular backfield, Gibson, Shirey, Shirling and Ford went in and plowed down the field for the third touchdown, taking only seven line plays to net the 40 yards necessary.

The Auburn reserves again shouldered the work in the second half, scoring two more touchdowns, due mostly to the efforts of Garland, Allen, Peterson and Harrison. Fox Howe broke loose in this period and returned a kick-off 35 yards for one of the feature plays of the game.

Shortly after the fourth period began the regular backfield went in again and stampeded Mercer. Shirling hit the right side of the lone for a small gain and on the next play ran around right end for 75 yards and a touchdown, leaving the field strewn with prostrate would-be tacklers.

Spurred on by the feat of his running mate, Captain Shirey started on a spree, he grabbed a punt on his own 45-yard line and ran 55 yards through the Mercer team for a touchdown. A few moments later he duplicated this stunt by running another punt for 45 yards for another 6 points. Ford was only called to carry the ball on 3 occasions, making good gains each time. He made a touchdown in the third quarter.

**COMPARING AUBURN AND MERCER**

AUBURN				MERCER			
TEAM STATISTICS		AU	OPP	TEAM STATISTICS		MU	OPP
Points/Game		23.5	10.5	Points/Game		37.5	17.5
First Downs		38	26	First Downs		39	28
Rushing/Game		194.5	84.5	Rushing/Game		142.0	210.0
Passing/Game		131.5	96.5	Passing/Game		193.5	94.0
Total Offense/Game		326.0	181.0	Total Offense/Game		335.5	304.0
Time of Possession		31:29	28:31	Time of Possession		29:00	31:00

**INDIVIDUAL LEADERS**

RUSHING	Att	Net	Avg.	TD
Martin	14	136	9.7	1
K. Johnson	16	136	8.5	1

PASSING	C-A-I	Pct.	YDS	TD
Stidham	27-48-1	56.2	264	2

RECEIVING	Rec.	Yds.	Avg.	TD
R. Davis	10	55	5.5	1
Hastings	6	80	13.3	1
Slayton	3	43	14.3	0

DEFENSE	U-A-TT	TFL	INT	PBU
T. Williams	9-10-19	2.5	0	0
C. Davis	12-0-12	0	0	2
Holland	6-3-9	2.5	0	1

**INDIVIDUAL LEADERS**

RUSHING	Att	Net	Avg.	TD
Mitchell	20	72	3.6	0
Riley	22	68	3.1	3

PASSING	C-A-I	Pct.	YDS	TD
Riley	32-54-4	59.3	373	5

RECEIVING	Rec.	Yds.	Avg.	TD
Irvin	10	58	5.8	1
Ward	7	113	16.1	1
Walker	5	47	9.4	2

DEFENSE	U-A-TT	TFL	INT	PBU
Bailey	8-10-13.0	2.5	0	0
Coneway	4-13-10.5	1.5	0	0
K. Williams	4-11-9.5	3.0	0	0



**AUBURN - MERCER SERIES RESULTS**

(Auburn leads, 11-0)

<b>YEAR</b>	<b>SCORE</b>	<b>SITE</b>	<b>DATE</b>
1896:	AU, 46-0	at Macon	Oct. 6
1897:	AU, 26-0	at Macon	Oct. 23
1907:	AU, 63-0	at Auburn	Nov. 9
1908:	AU, 23-0	at Macon	Oct. 17
1909:	AU, 23-5	at Macon	Oct. 16
1911:	AU, 29-0	at Auburn	Oct. 7
1912:	AU, 56-0	at Columbus, GA	Oct. 5
1913:	AU, 53-0	at Auburn	Oct. 4
1915:	AU, 45-0	at Auburn	Nov. 6
1916:	AU, 92-0	at Auburn	Oct. 14
1922:	AU, 50-7	at Auburn	Oct. 21

at Auburn: AU leads, 6-0

at Macon: AU leads, 4-0

at Netural Sites: AU leads, 1-0

at Columbus, GA: AU leads, 1-0

**GAME-BY-GAME STATISTICS**

Last 20 Meetings

				Rank		AU	Rushing				Passing		Tot Off		CU	Rushing				Passing		TotOff	
Date	Site	Result	Attend	AU	CU	FD	No	Yds	TD	C- A- I	Yds	TD	No	Yds	FD	No	Yds	TD	C- A- I	Yds	TD	No	Yds

## CAREER STATS VS. MERCER

PASSING				
Player	C-A-I	TD	Yds.	Yds/Gm
NONE				

RUSHING				
Player	No.	Yds.	Avg/Carry	TD
NONE				

RECEIVING				
Player	No.	Yds.	Avg/Catch	TD
NONE				

PUNT RETURNS				
Player	No.	Yds.	Avg/Return	TD
NONE				

KICK RETURNS				
Player	No.	Yds.	Avg/Return	TD
NONE				

DEFENSIVE				
Player	UA	A	Total	Misc.
NONE				

PUNTING				
Player	No.	Yds.	Avg/Punt	Long
NONE				

KICKING				
Player	PAT	FGA-FGM	Long FG	Total Points
NONE				

## ALABAMA (2-0, 0-0 SEC)

Sept 2	vs Florida St (ABC)	W, 24-7
Sept 9	FRESNO ST (ESPN2)	W, 41-10
Sept 16	COLO ST (ESPN2)	6:00 PM
Sept 23	at Vanderbilt*	TBA
Sept 30	OLE MISS*	TBA
Oct 7	at Texas A&M*	TBA
Oct 14	ARKANSAS*	TBA
Oct 21	TENNESSEE*	TBA
Nov 4	LSU*	TBA
Nov 11	at Miss State*	TBA
Nov 18	MERCER	TBA
Nov 25	at Auburn*	TBA

## ARKANSAS (1-1, 0-0 SEC)

Aug 31	FLORIDA A&M (SECN)	W, 49-7
Sept 9	TCU (CBS)	L, 28-7
Sept 23	TEXAS A&M*	TBA
Sept 30	NM STATE	TBA
Oct 7	at South Carolina*	TBA
Oct 14	at Alabama*	TBA
Oct 21	AUBURN*	TBA
Oct 28	at Ole Miss*	TBA
Nov 4	COASTAL CARO	TBA
Nov 11	at LSU*	TBA
Nov 18	MISS ST*	TBA
Nov 24	MISSOURI* (CBS)	1:30 PM

## GEORGIA (2-0, 0-0 SEC)

Sept 2	APP ST (ESPN)	W, 31-10
Sept 9	at Notre Dame (NBC)	W, 20-19
Sept 16	SAMFORD (SECN)	6:30 PM
Sept 23	MISS ST*	TBA
Sept 30	at Tennessee*	TBA
Oct 7	at Vanderbilt*	TBA
Oct 14	MISSOURI*	TBA
Oct 28	vs Florida* (CBS)	2:30 PM
Nov 4	SOUTH CAROLINA*	TBA
Nov 11	at Auburn*	TBA
Nov 18	KENTUCKY*	TBA
Nov 25	at Ga Tech	TBA

## LSU (2-0, 0-0 SEC)

Sept 2	vs BYU (ESPN)	W, 27-0
Sept 9	CHATTANOOGA (SECN)	W, 45-10
Sept 16	at Miss St* (ESPN)	6:00 PM
Sept 23	SYRACUSE	TBA
Sept 30	TROY	TBA
Oct 7	at Florida*	TBA
Oct 14	AUBURN*	TBA
Oct 21	at Ole Miss*	TBA
Nov 4	at Alabama*	TBA
Nov 11	ARKANSAS*	TBA
Nov 18	at Tennessee*	TBA
Nov 25	TEXAS A&M*	TBA

## OLE MISS (2-0, 0-0 SEC)

Sept 2	SOUTH ALABAMA (ESPN)	W, 47-27
Sept 9	TN-MARTIN (SECN)	W, 45-23
Sept 16	at California (ESPN)	9:30 PM
Sept 30	at Alabama*	TBA
Oct 7	at Auburn*	TBA
Oct 14	VANDERBILT*	TBA
Oct 21	LSU*	TBA
Oct 28	ARKANSAS*	TBA
Nov 4	at Kentucky*	TBA
Nov 11	LA-LAFAYETTE	TBA
Nov 18	TEXAS A&M*	TBA
Nov 23	at Miss St* (ESPN)	6:30 PM

## MISSISSIPPI STATE (2-0, 0-0 SEC)

Sept 2	CHAS SOUTHERN (SECN)	W, 49-0
Sept 9	at La Tech (CBSSN)	W, 57-21
Sept 16	LSU* (ESPN)	6:00 PM
Sept 23	at Georgia*	TBA
Sept 30	at Auburn*	TBA
Oct 14	BYU	TBA
Oct 21	KENTUCKY*	TBA
Oct 28	at Texas A&M*	TBA
Nov 4	UMASS	TBA
Nov 11	ALABAMA*	TBA
Nov 18	at Arkansas*	TBA
Nov 23	OLE MISS* (ESPN)	6:30 PM

## MISSOURI (1-1, 0-1 SEC)

Sept 2	MISSOURI ST (SECN)	W, 72-43
Sept 9	SOUTH CAROLINA* (ESPN2)	L, 31-13
Sept 16	PURDUE (SECN)	3:00 PM
Sept 23	AUBURN*	TBA
Oct 7	at Kentucky*	TBA
Oct 14	at Georgia*	TBA
Oct 21	IDAHO	TBA
Oct 28	at Connecticut	TBA
Nov 4	FLORIDA*	TBA
Nov 11	TENNESSEE*	TBA
Nov 18	at Vanderbilt*	TBA
Nov 24	at Arkansas* (CBS)	1:30 PM

## TEXAS A&amp;M (1-1, 0-0 SEC)

Sept 3	at UCLA (FOX)	L, 45-44
Sept 9	NICHOLLS ST (ESPN)	W, 24-14
Sept 16	LA-LAFAYETTE (SECN)	11:00 AM
Sept 23	ARKANSAS*	TBA
Sept 30	SOUTH CAROLINA*	TBA
Oct 7	ALABAMA*	TBA
Oct 14	at Florida*	TBA
Oct 28	MISS ST*	TBA
Nov 4	AUBURN*	TBA
Nov 11	NEW MEXICO	TBA
Nov 18	at Ole Miss*	TBA
Nov 25	at LSU*	TBA

## CLEMSON (2-0, 0-0 ACC)

Sept 2	KENT STATE (ESPN)	W, 56-3
Sept 9	AUBURN (ESPN)	W, 14-6
Sept 16	at Louisville*	2:30 PM
Sept 23	BOSTON COLLEGE*	TBA
Sept 30	at Virginia Tech*	TBA
Oct 7	WAKE FOREST*	TBA
Oct 13	at Syracuse* (ESPN)	6:00 PM
Oct 28	GA TECH*	TBA
Nov 4	at NC State*	TBA
Nov 11	FLORIDA ST*	TBA
Nov 18	CITADEL	TBA
Nov 25	at South Carolina	TBA

## GEORGIA SOUTHERN (0-2, 0-0 SBC)

Sept 2	at Auburn (SECN)	L, 41-7
Sept 9	NEW HAMPSHIRE	L, 22-12
Sept 23	at Indiana	TBA
Oct 4	ARKANSAS ST* (SECN)	7:00 PM
Oct 14	NM STATE*	5:00 PM
Oct 21	at UMass	2:30 PM
Oct 28	at Troy*	TBA
Nov 4	GEORGIA ST*	2:00 PM
Nov 9	at App State*	6:30 PM
Nov 18	SOUTH ALABAMA*	2:00 PM
Nov 25	at La-Lafayette*	TBA
Dec 2	at Coastal Caro*	TBA

## ULM (0-1, 0-0 SBC)

Aug 31	at Memphis (CBSSN)	L, 37-29
Sept 9	at Florida State (ACCN)	CANCELED
Sept 16	SOUTHERN MISS	6:00 PM
Sept 23	at La-Lafayette*	TBA
Sept 30	COASTAL CARO*	6:00 PM
Oct 7	at Texas State*	TBA
Oct 14	GEORGIA ST*	4:00 PM
Oct 21	at South Alabama*	TBA
Oct 28	at Idaho*	4:00 PM
Nov 4	APP ST*	2:00 PM
Nov 18	at Auburn	TBA
Nov 25	ARK ST*	2:00 PM

## MERCER (1-1, 0-1 SOCON)

Aug 31	JACKSONVILLE (ESPN3)	W, 48-7
Sept 9	WOFFORD* (ESPN3)	L, 28-27
Sept 16	at Auburn (SECN)	3:00 PM
Sept 23	at East Tenn St* (ESPN3)	3:00 PM
Sept 30	VMI* (ESPN3)	3:00 PM
Oct 7	at Citadel* (ESPN3)	1:00 PM
Oct 14	CHATTANOOGA* (Stadium)	2:30 PM
Oct 21	at Furman* (7 Comm)	12:30 PM
Nov 4	SAMFORD* (ESPN3)	2:00 PM
Nov 11	at W Carolina* (ESPN3)	1:00 PM
Nov 18	at Alabama	TBA



@COACHGUSMALZAHN

**FAST FACTS**

» Gus Malzahn has won or played for a conference title in six of his 10 seasons as a collegiate coach

» Malzahn had 35 victories in his first four seasons as Auburn head coach, the second-most in Auburn history behind only Terry Bowden.

» Malzahn's teams have won their conference championships in three of the last seven seasons - with Auburn in 2010 and 2013 and Arkansas State in 2012

» In his fifth season, Malzahn is seventh among Auburn football coaches all-time in total wins.

The leaders (and seasons coached): **176**, Ralph "Shug" Jordan (25); **99**, Pat Dye (12) and Mike Donahue (18); **85**, Tommy Tuberville (10); **48**, Jack Meagher (9); **47**, Terry Bowden (6); **36**, **Gus Malzahn (5)**; **33**, Gene Chizik (4); **32**, 29, Doug Barfield (5); **22**, Chet Wynne (4)

» Two of the four most productive offenses in SEC history were Malzahn concoctions: Auburn 2013 (7,018) and Auburn 2010 (6,989)

» Since 2000, in the seven seasons Malzahn has been at Auburn, the Tigers have posted 17 50-point games; in the 10 seasons without Malzahn, Auburn has recorded just seven 50-point games. The Tigers have recorded three 50-point games in a season twice since Malzahn took over as Auburn head coach (2013 and 2016).

» Just the third coach in SEC history to win an SEC title in his first year at a school, joining Bernie Moore (LSU, 1935) and John Vaught (Ole Miss, 1947)

» Malzahn is 29-8 (.784) at home as a collegiate head coach (5-1 in 2012 at Arkansas State; 8-0 in 2013, 6-1 in 2014, 3-4 in 2015, 6-2 in 2016 and 1-0 in 2017 at Auburn). He started his Auburn tenure with 13 consecutive home victories.

» In seven seasons at Auburn as an assistant or head coach, Malzahn's teams have had at least one first-team all-SEC selection each year

» Malzahn's Auburn teams scored at least 20 points in his first 23 games as head coach; his Auburn teams have scored 20 points or more in 43 of 55 games

» Has produced 15 1,000-yard rushers in 11 years as a college head coach/offensive coordinator, at least one each season. Malzahn has coached five 1,000-

yard receivers and three 3,000-yard passers

» His 20-7 record was the second-best start in Auburn history, only behind Terry Bowden, who started 20-1-1 in 1993-94

» 2013 national coach of the year awards: Eddie Robinson, Bobby Bowden, Bear Bryant, Home Depot, Associated Press, Liberty Mutual, Sporting News, SB Nation, USSA Amos Alonzo Stagg

» In 14 seasons as a high school head coach in Arkansas, Malzahn led seven teams to the state championship game and won three titles. In July 2013, he was inducted into the Arkansas High School Sports Hall of Fame

» Auburn has produced a rusher with 100 or more yards in 39 of 54 games under Malzahn

**ONE-SCORE GAMES**

» Malzahn is 17-10 in one-score games as a college head coach (14-10 at Auburn).

**0-1 in 2017:** L, 14-6 vs. Clemson

**2-1 in 2016:** L, 19-13 vs. Clemson; W, 18-13 vs. LSU; W, 23-16 vs. Vanderbilt; L, 13-7 at Georgia

**3-4 in 2015:** W, 31-25 vs. Louisville; W, 27-20 (OT) vs. Jacksonville State; L, 17-9 vs. Mississippi State; W, 30-27 at Kentucky; L, 54-46 (4OT) at Arkansas; L 27-19 vs. Ole Miss; L 20-13 vs. Georgia

**3-2 in 2014:** W, 20-14 at No. 20 Kansas State; W, 42-35 vs. South Carolina; W, 35-31 at No. 7 Ole Miss; L, 38-41 vs. Texas A&M; L, 31-34 (OT) vs. Wisconsin

**6-1 in 2013:** W, 31-24 vs. Washington State; W, 24-20 vs. Mississippi State; W, 30-22 vs. No. 24 Ole Miss; W, 45-41 at No. 7 Texas A&M; W, 43-38 vs. No. 25 Georgia; W, 34-28 vs. No. 1 Alabama; L, 31-34 vs. No. 1 Florida State

**3-0 at Arkansas State (2012):** W, 33-28 vs. Memphis; W, 36-29 vs. South Alabama; W, 41-34 at Troy

**MALZAHN FILE****COACHING CAREER**

Year	School	Position
2013-	Auburn	Head Coach
2012	Arkansas State	Head Coach
2009-11	Auburn	Offensive Coordinator/QB
2007-08	Tulsa	Asst. HC/Co-Off. Coordinator
2006	Arkansas	Offensive Coordinator
2001-05	Springdale (Ark.)	Head Coach
1996-00	Shiloh Christian (Ark.)	Head Coach
1992-95	Hughes (Ark.)	Head Coach

**CHAMPIONSHIPS**

Year	School	Championship
2013	Auburn	SEC
2013	Auburn	SEC West
2012	Arkansas State	Sun Belt
2010	Auburn	BCS
2010	Auburn	SEC
2010	Auburn	SEC West
2008	Tulsa	CUSA West
2007	Tulsa	CUSA West
2006	Arkansas	SEC West

**BOWLS COACHED IN**

Year	School	Bowl
2017	Auburn	Sugar
2015	Auburn	Birmingham
2015	Auburn	Outback
2014	Auburn	BCS National Championship
2011	Auburn	Chick-fil-A
2011	Auburn	BCS National Championship
2010	Auburn	Outback
2009	Tulsa	GMAC
2008	Tulsa	GMAC
2007	Arkansas	Capital One

**MALZAHN'S HEAD COACHING RECORD**

YEAR	SCHOOL	REC.	CONF.	NOTES
2012	Arkansas State	9-3	7-1	Sun Belt Champion
2013	Auburn	12-2	7-1	SEC Champion/BCS Champ. Game
2014	Auburn	8-5	4-4	
2015	Auburn	7-6	2-6	Birmingham Bowl Champion
2016	Auburn	8-5	5-3	Sugar Bowl
2017	Auburn	1-1	0-0	
<b>TOTAL</b>	<b>(6 years)</b>	<b>45-22 (.672)</b>	<b>25-15 (.625)</b>	





Jordan-Hare Stadium is Auburn's showcase football stadium, which seats 87,451, with 70 luxury suites located between the lower level and upper deck on the east side and college football's largest videoboard - debuted in 2015 - spanning the south end.

Pat Dye Field at Jordan-Hare Stadium is the nation's 11th-largest on-campus stadium with a capacity of 87,451. It is the seventh-largest in the SEC.

The Tigers have won 78.9 percent of their games in Jordan-Hare Stadium since its 1939 dedication and hold an overall record of 312-81-7 there.

The 2014 season was the 75th anniversary of Jordan-Hare Stadium and the 2017 season-opener against Georgia Southern was the 400th game played there.

The stadium was dedicated Nov. 30, 1939, with 7,500 seats. Ten years later, 14,000 more seats were added, and the stadium was named Cliff Hare Stadium (after a member of Auburn's first football team and eventual dean of the School of Chemistry), although only 12 home games were played there over that 10-year span.

Additional seats were added in 1955, 1960 and 1970. The West upper deck was completed in 1980; the East upper deck and suites were finished for the 1987 season.

The facility was renamed Jordan-Hare Stadium in 1973, recognizing Hall of Fame coach Ralph "Shug" Jordan. The turf at Jordan-Hare Stadium was officially named after Pat Dye, Auburn's Hall of Fame coach and athletics director, prior to the 2005 Iron Bowl.

The Tigers posted a 99-39-4 record in 12 seasons under Dye from 1981-92, and won four SEC championships. Auburn's home games are now played at Pat Dye Field at Jordan-Hare Stadium.

On game days, Auburn's Pat Dye Field at Jordan-Hare Stadium becomes the sixth-largest city in the state of Alabama as Auburn has averaged at least 80,000 fans per game for the last 24 seasons.

Since Jordan-Hare Stadium expanded to its current capacity prior to the 2004 season, the Tigers have tallied 50 sell-out games.

## JHS QUICK FACTS

### ATTENDANCE AVERAGE

1993	81,062
1994	81,287
1995	81,181
1996	82,468
1997	83,545
1998	81,105
1999	80,905
2000	82,435
2001	85,448
2002	82,943
2003	85,203
2004	83,085
2005	84,161
2006	85,063
2007	84,689
2008	86,915
2009	84,614
2010	86,087
2011	85,792
2012	82,646
2013	85,656
2014	87,451
2015	87,451
2016	86,937
2017	87,451

### ALL-TIME WINNING PERCENTAGE BY STADIUM

Year	Record	Winning Pct.
1. Colorado State: Hughes Stadium (2017)	2-0	1.000
2. Houston: TDECU Stadium (2014)	18-3	.857
3. Marshall: Joan C. Edwards Stadium (1991)	152-30	.835
4. Georgia Southern: Paulson Stadium (1984)	186-37	.834
5. Boise State: Albertsons Stadium (1970)	255-53	.828
6. Alabama: Bryant-Denny Stadium (1929)	253-53-3	.824
7. Oklahoma: Gaylord Family-Okla. Memorial (1923)	386-85-15	.810
8. Penn State: Beaver Stadium (1960)	280-72	.795
9. Auburn: Jordan-Hare Stadium (1939)	312-81-7	.789
10. Ohio State: Ohio Stadium (1922)	430-112-20	.783

## LARGEST ON-CAMPUS STADIUMS

1. Michigan Stadium (Michigan)	107,601
2. Beaver Stadium (Penn State)	106,572
3. Ohio Stadium (Ohio State)	104,944
4. Kyle Field (Texas A&M)	102,733
5. Neyland Stadium (Tennessee)	102,455
6. Tiger Stadium (LSU)	102,321
7. Bryant-Denny Stadium (Alabama)	101,821
8. Darrell K. Royal-Texas Memorial Stadium (Texas)	100,119
9. Sanford Stadium (Georgia)	92,746
10. Ben Hill Griffin Stadium (Florida)	88,548
11. Jordan-Hare Stadium (Auburn)	87,451
12. Memorial (Nebraska)	86,047
13. Gaylord Family Oklahoma Memorial Stadium (Oklahoma)	83,489
14. Memorial (Clemson)	81,500
15. Bobby Bowden Field at Doak Campbell Stadium (Florida State)	79,560

## 2017 STATISTICS

RECORD .....	OVERALL	HOME	AWAY	NEUTRAL
ALL GAMES .....	1-1	1-0	0-1	0-0
CONFERENCE .....	0-0	0-0	0-0	0-0
NON-CONFERENCE .....	1-1	1-0	0-1	0-0

DATE .....	OPPONENT	W/L	SCORE	ATTEND
9/2/2017 .....	Georgia Southern	W	41-7	87,451
9/9/2017 .....	at #3 Clemson	L	14-6	81,799

\*SEC game

TEAM STATISTICS .....	AUBURN .....	OPP .....
SCORING .....	47	21
Points Per Game .....	23.5	10.5
Points Off Turnovers .....	3	7
FIRST DOWNS .....	38	26
Rushing .....	24	11
Passing .....	12	10
Penalty .....	2	5
RUSHING YARDAGE .....	389	169
Yards gained rushing .....	485	261
Yards lost rushing .....	96	92
Rushing Attempts .....	95	83
Average Per Rush .....	4.1	2.0
Average Per Game .....	194.5	84.5
TDs Rushing .....	3	2
PASSING YARDAGE .....	263	193
Comp-Att-Int .....	28-50-1	24-40-1
Average Per Pass .....	5.3	4.8
Average Per Catch .....	9.4	8.0
Average Per Game .....	131.5	96.5
TDs Passing .....	2	0
TOTAL OFFENSE .....	652	362
Total Plays .....	145	123
Average Per Play .....	4.5	2.9
Average Per Game .....	326.0	181.0
KICK RETURNS: #-Yards .....	3-64	2-36
PUNT RETURNS: #-Yards .....	2-31	4-17
INT RETURNS: #-Yards .....	1-0	1-0
KICK RETURN AVERAGE .....	21.3	18.0
PUNT RETURN AVERAGE .....	15.5	4.2
INT RETURN AVERAGE .....	0.0	0.0
FUMBLES-LOST .....	5-2	2-2
PENALTIES-Yards .....	9-85	11-75
Average Per Game .....	42.5	37.5
PUNTS-Yards .....	9-366	17-684
Average Per Punt .....	40.7	40.2
Net punt average .....	38.8	36.1
KICKOFFS-Yards .....	11-715	5-319
Average Per Kick .....	65.0	63.8
Net kick average .....	41.3	41.0
TIME OF POSSESSION/Game .....	31:29	28:31
3RD-DOWN Conversions .....	12/33	9/31
3rd-Down Pct .....	36%	29%
4TH-DOWN Conversions .....	3/5	1/2
4th-Down Pct .....	60%	50%
SACKS BY-Yards .....	9-62	14-83
MISC YARDS .....	0	0
TOUCHDOWNS SCORED .....	5	3
FIELD GOALS-ATTEMPTS .....	4-6	0-2
ON-SIDE KICKS .....	0-0	0-0
RED-ZONE SCORES .....	(6-6) 100%	(1-2) 50%
RED-ZONE TOUCHDOWNS .....	(3-6) 50%	(1-2) 50%
PAT-ATTEMPTS .....	(5-5) 100%	(3-3) 100%
ATTENDANCE .....	87451	81799
Games/Avg Per Game .....	1/87451	1/81799
Neutral Site Games .....	0/0	

RUSHING .....	GP	Att	Gain	Loss	Net	Avg	TD	Long	Avg/G
Kam Martin .....	2	14	139	3	136	9.7	1	61	68.0
Kerryon Johnson .....	1	16	139	3	136	8.5	1	60	136.0
Kamryn Pettway .....	1	22	75	1	74	3.4	0	15	74.0
Devan Barrett .....	2	5	28	2	26	5.2	0	12	13.0
Malik Miller .....	2	3	15	0	15	5.0	0	6	7.5
Eli Stove .....	2	3	13	0	13	4.3	0	6	6.5
Noah Igbinoghene .....	2	1	11	0	11	11.0	0	11	5.5
Devin Adams .....	1	2	6	0	6	3.0	0	5	6.0
Chandler Cox .....	2	1	0	0	0	0.0	0	0	0.0
TEAM .....	1	1	0	3	-3	-3.0	0	0	-3.0
Jarrett Stidham .....	2	27	59	84	-25	-0.9	1	14	-12.5
<b>Total .....</b>	<b>2</b>	<b>95</b>	<b>485</b>	<b>96</b>	<b>389</b>	<b>4.1</b>	<b>3</b>	<b>61</b>	<b>194.5</b>
<b>Opponents .....</b>	<b>2</b>	<b>83</b>	<b>261</b>	<b>92</b>	<b>169</b>	<b>2.0</b>	<b>2</b>	<b>27</b>	<b>84.5</b>

PASSING .....	G	Effic	Cmp-Att-Int	Pct	Yds	TD	Lng	Avg/G
Jarrett Stidham .....	2	112.03	27-48-1	56.2	264	2	23	132.0
Devin Adams .....	1	45.80	1-2-0	50.0	-1	0	0	-1.0
<b>Total .....</b>	<b>2</b>	<b>109.38</b>	<b>28-50-1</b>	<b>56.0</b>	<b>263</b>	<b>2</b>	<b>23</b>	<b>131.5</b>
<b>Opponents .....</b>	<b>2</b>	<b>95.53</b>	<b>24-40-1</b>	<b>60.0</b>	<b>193</b>	<b>0</b>	<b>33</b>	<b>96.5</b>

RECEIVING .....	G	No.	Yds	Avg	TD	Long	Avg/G
Ryan Davis .....	2	10	55	5.5	1	19	27.5
Will Hastings .....	2	6	80	13.3	1	19	40.0
Darius Slayton .....	2	3	43	14.3	0	17	21.5
Eli Stove .....	2	3	22	7.3	0	11	11.0
Kam Martin .....	2	2	15	7.5	0	10	7.5
Nate Craig-Myers .....	2	1	23	23.0	0	23	11.5
Sal Cannella .....	2	1	19	19.0	0	19	9.5
Kyle Davis .....	1	1	7	7.0	0	7	7.0
Noah Igbinoghene .....	2	1	-1	-1.0	0	0	-0.5
<b>Total .....</b>	<b>2</b>	<b>28</b>	<b>263</b>	<b>9.4</b>	<b>2</b>	<b>23</b>	<b>131.5</b>
<b>Opponents .....</b>	<b>2</b>	<b>24</b>	<b>193</b>	<b>8.0</b>	<b>0</b>	<b>33</b>	<b>96.5</b>

PUNT RETURNS .....	No.	Yds	Avg	TD	Long
Stephen Roberts .....	2	31	15.5	0	25
<b>Total .....</b>	<b>2</b>	<b>31</b>	<b>15.5</b>	<b>0</b>	<b>25</b>
<b>Opponents .....</b>	<b>4</b>	<b>17</b>	<b>4.2</b>	<b>0</b>	<b>9</b>

INTERCEPTIONS .....	No.	Yds	Avg	TD	Long
Daniel Thomas .....	1	0	0.0	0	0
<b>Total .....</b>	<b>1</b>	<b>0</b>	<b>0.0</b>	<b>0</b>	<b>0</b>
<b>Opponents .....</b>	<b>1</b>	<b>0</b>	<b>0.0</b>	<b>0</b>	<b>0</b>

KICK RETURNS .....	No.	Yds	Avg	TD	Long
Noah Igbinoghene .....	1	16	16.0	0	16
Kam Martin .....	1	19	19.0	0	19
Javaris Davis .....	1	29	29.0	0	29
<b>Total .....</b>	<b>3</b>	<b>64</b>	<b>21.3</b>	<b>0</b>	<b>29</b>
<b>Opponents .....</b>	<b>2</b>	<b>36</b>	<b>18.0</b>	<b>0</b>	<b>21</b>

FUMBLE RETURNS .....	No.	Yds	Avg	TD	Long
Tray Matthews .....	1	13	13.0	0	13
<b>Total .....</b>	<b>1</b>	<b>13</b>	<b>13.0</b>	<b>0</b>	<b>13</b>
<b>Opponents .....</b>	<b>1</b>	<b>22</b>	<b>22.0</b>	<b>1</b>	<b>22</b>

FIELD GOAL RETURNS .....	No.	Yds	Avg	TD	Long
<b>Total .....</b>	<b>0</b>	<b>0</b>	<b>0.0</b>	<b>0</b>	<b>--</b>
<b>Opponents .....</b>	<b>0</b>	<b>0</b>	<b>0.0</b>	<b>0</b>	<b>0</b>

SCORE BY QUARTERS .....	1st	2nd	3rd	4th	Total
Auburn .....	13	17	10	7	47
Opponents .....	7	7	7	0	21

## 2017 STATISTICS

		----- PATs -----							
SCORING .....	TD	FGs	Kick	Rush	Rcv	Pass	DXP	Saf	Points
Daniel Carlson .....	0	4-6	5-5	0-0	0	0-0	0	0	17
Kerryon Johnson .....	1	0-0	0-0	0-0	0	0-0	0	0	6
Will Hastings.....	1	0-0	0-0	0-0	0	0-0	0	0	6
Kam Martin .....	1	0-0	0-0	0-0	0	0-0	0	0	6
Ryan Davis .....	1	0-0	0-0	0-0	0	0-0	0	0	6
Jarrett Stidham .....	1	0-0	0-0	0-0	0	0-0	0	0	6
<b>Total.....</b>	<b>5</b>	<b>4-6</b>	<b>5-5</b>	<b>0-0</b>	<b>0</b>	<b>0-0</b>	<b>0</b>	<b>0</b>	<b>47</b>
<b>Opponents.....</b>	<b>3</b>	<b>0-2</b>	<b>3-3</b>	<b>0-0</b>	<b>0</b>	<b>0-0</b>	<b>0</b>	<b>0</b>	<b>21</b>

TOTAL OFFENSE.....	G	Plays	Rush	Pass	Total	Avg/G
Jarrett Stidham .....	2	75	-25	264	239	119.5
Kam Martin .....	2	14	136	0	136	68.0
Kerryon Johnson .....	1	16	136	0	136	136.0
Kamryn Pettway .....	1	22	74	0	74	74.0
Devan Barrett .....	2	5	26	0	26	13.0
Malik Miller.....	2	3	15	0	15	7.5
Eli Stove .....	2	3	13	0	13	6.5
Noah Igbinoghene.....	2	1	11	0	11	5.5
Devin Adams.....	1	4	6	-1	5	5.0
TEAM.....	1	1	-3	0	-3	-3.0
<b>Total.....</b>	<b>2</b>	<b>145</b>	<b>389</b>	<b>263</b>	<b>652</b>	<b>326.0</b>
<b>Opponents.....</b>	<b>2</b>	<b>123</b>	<b>169</b>	<b>193</b>	<b>362</b>	<b>181.0</b>

FIELD GOALS .....	FGM-FGA	Pct	01-19	20-29	30-39	40-49	50-99	Lg	Blk
Daniel Carlson .....	4-6	66.7	0-0	2-2	1-1	0-1	1-2	50	0

FG SEQUENCE	Auburn	OPPONENTS
Georgia Southern	(50), 53, 46, (37)	44
Clemson	(24), (28)	46

Numbers in (parentheses) indicate field goal was made.

PUNTING.....	No.	Yds	Avg	Long	TB	FC	l20	50+	Blkd
Ian Shannon .....	9	366	40.7	49	0	3	3	0	0
<b>Total.....</b>	<b>9</b>	<b>366</b>	<b>40.7</b>	<b>49</b>	<b>0</b>	<b>3</b>	<b>3</b>	<b>0</b>	<b>0</b>
<b>Opponents.....</b>	<b>17</b>	<b>684</b>	<b>40.2</b>	<b>61</b>	<b>2</b>	<b>7</b>	<b>5</b>	<b>4</b>	<b>0</b>

KICKOFFS .....	No.	Yds	Avg	TB	OB	Retn	Net	YdLn
Daniel Carlson .....	11	715	65.0	9	0			
<b>Total.....</b>	<b>11</b>	<b>715</b>	<b>65.0</b>	<b>9</b>	<b>0</b>	<b>36</b>	<b>41.3</b>	<b>23</b>
<b>Opponents.....</b>	<b>5</b>	<b>319</b>	<b>63.8</b>	<b>2</b>	<b>0</b>	<b>64</b>	<b>41.0</b>	<b>24</b>

ALL PURPOSE .....	G	Rush	Rec	PR	KOR	IR	Tot	Avg/G
Kam Martin .....	2	136	15	0	19	0	170	85.0
Kerryon Johnson .....	1	136	0	0	0	0	136	136.0
Will Hastings.....	2	0	80	0	0	0	80	40.0
Kamryn Pettway .....	1	74	0	0	0	0	74	74.0
Ryan Davis .....	2	0	55	0	0	0	55	27.5
Darius Slayton .....	2	0	43	0	0	0	43	21.5
Eli Stove .....	2	13	22	0	0	0	35	17.5
Stephen Roberts .....	2	0	0	31	0	0	31	15.5
Javaris Davis .....	2	0	0	0	29	0	29	14.5
Noah Igbinoghene.....	2	11	-1	0	16	0	26	13.0
Devan Barrett.....	2	26	0	0	0	0	26	13.0
Nate Craig-Myers .....	2	0	23	0	0	0	23	11.5
Sal Cannella.....	2	0	19	0	0	0	19	9.5
Malik Miller.....	2	15	0	0	0	0	15	7.5
Kyle Davis.....	1	0	7	0	0	0	7	7.0
Devin Adams.....	1	6	0	0	0	0	6	6.0
TEAM.....	1	-3	0	0	0	0	-3	-3.0
Jarrett Stidham .....	2	-25	0	0	0	0	-25	-12.5
<b>Total.....</b>	<b>2</b>	<b>389</b>	<b>263</b>	<b>31</b>	<b>64</b>	<b>0</b>	<b>747</b>	<b>373.5</b>
<b>Opponents.....</b>	<b>2</b>	<b>169</b>	<b>193</b>	<b>17</b>	<b>36</b>	<b>0</b>	<b>415</b>	<b>207.5</b>



## 2017 DEFENSIVE STATISTICS

		-----Tackles-----			Sacks		-----Pass Def-----			---Fumbles---		Blkd	
DEFENSIVE LEADERS .....	GP-S	Solo	Ast	Total	TFL/Yds	No-Yards	Int-Yds	BrUp	QBH	Rcv-Yds	FF	Kick	Saf
30 Tre' Williams.....	2	9	10	19	2.5-14	2.0-13	.	.	1	.	.	.	.
6 Carlton Davis.....	2	12	.	12	.	.	.	2	.	.	.	.	.
49 Darrell Williams .....	2	3	6	9	1.5-2	.	.	.	1	.	.	.	.
5 Derrick Brown.....	2	4	5	9	3.5-6	2.0-4	.	.	.	.	.	.	.
4 Jeff Holland.....	2	6	3	9	2.5-21	1.5-13	.	1	2	.	1	.	.
14 Stephen Roberts .....	2	4	3	7	3.0-11	.	.	.	.	.	.	.	.
3 Marlon Davidson.....	2	5	2	7	3.0-18	2.0-16	.	.	1	.	1	.	.
13 Javaris Davis.....	2	4	2	6	.	.	.	.	.	.	.	.	.
91 Nick Coe.....	2	2	4	6	1.5-9	0.5-6	.	.	.	.	.	.	.
28 Tray Matthews .....	2	5	1	6	.	.	.	.	.	1-13	.	.	.
79 Andrew Williams .....	2	2	3	5	.	.	.	.	1	.	.	.	.
12 Jamel Dean.....	2	5	.	5	1.0-4	.	.	1	.	.	.	.	.
95 Dontavius Russell.....	2	3	1	4	.	.	.	.	.	.	.	.	.
57 Deshaun Davis.....	2	2	2	4	.	.	.	.	.	.	.	.	.
20 Jeremiah Dinson .....	2	1	2	3	0.5-0	.	.	1	.	1-0	.	.	.
48 Montavious Atkinson.....	2	2	1	3	1.0-10	1.0-10	.	.	.	.	.	.	.
15 Jordyn Peters .....	2	.	2	2	.	.	.	.	.	.	.	.	.
9 Byron Cowart .....	2	1	1	2	.	.	.	.	.	.	.	.	.
10 Paul James III.....	2	2	.	2	.	.	.	.	.	.	.	.	.
19 Nick Ruffin .....	2	1	1	2	.	.	.	.	.	.	.	.	.
24 Daniel Thomas.....	2	1	1	2	.	.	1-0	1	.	.	.	.	.
55 T.D. Moultry.....	1	1	.	1	.	.	.	.	.	.	.	.	.
22 John Broussard Jr. ....	2	1	.	1	.	.	.	.	.	.	.	.	.
33 K.J. Britt .....	2	1	.	1	.	.	.	.	.	.	.	.	.
69 Ike Powell .....	2	1	.	1	.	.	.	.	.	.	.	.	.
94 Tyrone Truesdel.....	1	1	.	1	.	.	.	.	.	.	.	.	.
<b>Total.....</b>	<b>2</b>	<b>79</b>	<b>50</b>	<b>129</b>	<b>20-95</b>	<b>9-62</b>	<b>1-0</b>	<b>6</b>	<b>6</b>	<b>2-13</b>	<b>2</b>	.	.
<b>Opponents.....</b>	<b>2</b>	<b>81</b>	<b>82</b>	<b>163</b>	<b>22.0-96</b>	<b>14-83</b>	<b>1-0</b>	<b>5</b>	<b>15</b>	<b>2-22</b>	<b>4</b>	.	.

## SPECIAL TEAMS TACKLES

		-----Tackles-----		
SPECIAL TEAMS .....	Total	KO	Punt	
KJ Britt.....	1	1	0	
Carlton Davis.....	2	0	2	
Javaris Davis .....	1	0	1	
Ike Powell.....	1	0	1	
Deshaun Davis.....	1	1	0	
Tre' Williams .....	1	1	0	
<b>TOTALS .....</b>	<b>7</b>	<b>3</b>	<b>4</b>	

## 2017 SCORING DRIVES

	Plays	Yards	TOP	Qtr	Scoring Play
<b>GEORGIA SOUTHERN</b>					
	8	38	2:59	1	Daniel Carlson 50 yd FG
	1	60	0:11	1	Kerryon Johnson 60 yd run (Carlson kick)
	6	58	2:17	2	Jarrett Stidham 14 yd run (Carlson kick)
	4	54	1:26	2	Kam Martin 36 yd run (Carlson kick)
	9	61	2:43	3	Ryan Davis 19 yd pass from Stidham (Carlson kick)
	9	30	3:33	3	Daniel Carlson 37 yd FG
	6	95	2:06	4	Will Hastings 19 yd pass from Stidham (Carlson kick)
<b>Total</b>	<b>43</b>	<b>396</b>	<b>15:15</b>		<b>(7 scoring drives)</b>
<b>Avg.</b>	<b>6.1</b>	<b>56.5</b>	<b>2:10</b>		<b>(Season: 7 scoring drives, 43 plays, 396 yards)</b>

	Plays	Yards	TOP	Qtr	Scoring Play
<b>CLEMSON</b>					
	15	69	7:47	1	Daniel Carlson 24 yd FG
	4	1	1:56	1	Daniel Carlson 28 yd FG
<b>Total</b>	<b>19</b>	<b>70</b>	<b>9:43</b>		<b>(2 scoring drives)</b>
<b>Avg.</b>	<b>9.5</b>	<b>35</b>	<b>4:51</b>		<b>(Season: 9 scoring drives, 62 plays, 466 yards)</b>

*Average Scoring Drive: Plays: 6.9 • Yards: 51.2 • Time: 2:14*

## MISCELLANEOUS STATISTICS

## Average Time of Possession (by Quarter)

	1	2	3	4	Total
AUBURN .....	20:11	13:07	14:27	15:12	62:57
Opponents .....	9:49	16:53	15:33	14:48	57:03

## Third Down Conversions (by Quarter)

	1	2	3	4	OT	Total
AUBURN .....	3-8	5-10	3-8	1-7	--	12-33
Pct. ....	37.5%	50.0%	37.5%	14.3%	--	36.4%
Opponents .....	0-5	5-11	1-7	3-8	--	9-31
Pct. ....	0.00%	45.5%	14.3%	37.5%	--	29.0%

## Third Down Conversions (by Yardage)

	Yards to go	1-3	4-6	7-9	10+	Total
AUBURN .....	7-8	3-10	1-6	1-10		12-34
Pct. ....	87.5%	30.0%	16.7%	10.0%		35.3%
Opponents .....	4-7	3-5	1-9	1-8		9-29
Pct. ....	57.1%	60.0%	11.1%	12.5%		31.0%

## Red Zone

AU Scores/Times in Red Zone: 6/6 (100.0)  
 AU TDs/Times in Red Zone: 3/6 (50.0)  
 Scores (6): 3 TD, 3 FG  
 Non-Scores (0):  
 Opp. Scores/Times in Red Zone: 1/2 (50.0)  
 Opp. TDs/Times in Red Zone: 1/2 (50.0)  
 Scores (1): 1 TD, 0 FG  
 Non-Scores (1): 1 Downs

## Turnovers

Takeaways – 3, Giveaways – 3  
 Difference – (+0)  
 Points Off TOs – AU 3, Opp. 7  
 Points Off TOs/Game – AU 1.5, Opp. 3.5

## Kickoffs

Kickoffs – 11 for 715 yards (65.0 avg.)  
 Carlson–11 KO, 9 TB, 0 OB, 2 Ret  
 Touchbacks – 9  
 Out of Bounds – 0  
 On-side kicks – 0-for-0  
 Opp. Returns – 2 for 36 yards (18.0 avg.)

## 2017 GAME-BY-GAME TEAM STATISTICS

Game	Score	First Downs		Rushing No-Yds-TD	Passing			Total Off. Pl-Yds	Punts No-Avg	Fum. F-L	Penalties No-Yds	3rd Downs	Time of Poss
		Tot	Ru-Pa-Pe		C-A-I	Yds	TD						
Georgia Southern	7	8	5-0-3	47-70-0	4-9-1	8	0	56-78	11-38.9	0-0	3-15	0-of-15	29:28
<b>at Auburn</b>	<b>41</b>	<b>25</b>	<b>15-10-0</b>	<b>53-351-3</b>	<b>15-26-1</b>	<b>184</b>	<b>2</b>	<b>79-535</b>	<b>1-42.0</b>	<b>4-2</b>	<b>4-42</b>	<b>6-of-16</b>	<b>30:32</b>
<b>Auburn</b>	<b>6</b>	<b>13</b>	<b>9-2-2</b>	<b>42-38-0</b>	<b>13-24-0</b>	<b>79</b>	<b>0</b>	<b>66-117</b>	<b>8-40.5</b>	<b>1-0</b>	<b>5-43</b>	<b>6-of-17</b>	<b>32:25</b>
at Clemson (#3)	14	19	6-10-2	36-99-2	20-31-0	185	0	67-284	6-42.7	2-2	8-60	9-of-16	27:35
Mercer													
<b>at Auburn</b>													
<b>Auburn</b>													
at Missouri													
Mississippi State													
<b>at Auburn</b>													
Ole Miss													
<b>at Auburn</b>													
<b>Auburn</b>													
at LSU													
<b>Auburn</b>													
at Arkansas													
<b>Auburn</b>													
at Texas A&M													
Georgia													
<b>at Auburn</b>													
ULM													
<b>at Auburn</b>													
Alabama													
<b>at Auburn</b>													

## STARTING LINEUPS

OFFENSE	QB	RB	HB/WR	WR	WR	WR	LT	LG	C	RG	RT
GEORGIA SOUTHERN	Stidham	K. Johnson	Cox (HB)	Slayton	Craig-Myers	Stove	Wanogho	Horton	Golson	B. Smith	D. James
at Clemson (#3)	Stidham	Pettway	R. Davis	K. Davis	Craig-Myers	Stove	Wanogho	Horton	Golson	B. Smith	D. James
MERCER											
at Missouri											
MISSISSIPPI STATE											
OLE MISS											
at LSU											
at Arkansas											
at Texas A&M											
GEORGIA											
ULM											
ALABAMA											

DEFENSE	BUCK	DT	DT	DE	MLB	SLB	WLB/Nickel	CB	CB	SAF	SAF
GEORGIA SOUTHERN	Holland	Russell	D. Brown	M. Davidson	T. Williams	M. Atkins	Dinson (Nick)	J. Davis	C. Davis	Matthews	Roberts
at Clemson	Holland	Russell	D. Brown	M. Davison	T. Williams	D. Williams	Dinson (Nick)	J. Davis	C. Davis	Matthews	Roberts
MERCER											
at Missouri											
MISSISSIPPI STATE											
OLE MISS											
at LSU											
at Arkansas											
at Texas A&M											
GEORGIA											
ULM											
ALABAMA											



## 2017 GAME-BY-GAME INDIVIDUAL STATISTICS

## Passing

C-A-Yds-Int, TD	#8 Stidham	#13 White	#16 Adams
GEORGIA SOUTHERN	14-24-185-1, 2	DNP	1-2-(-1), 0
at Clemson (#3)	13-24-79-0, 0	DNP	DNP
MERCER			
at Missouri			
MISSISSIPPI STATE			
OLE MISS			
at LSU			
at Arkansas			
at Texas A&M			
GEORGIA			
ULM			
ALABAMA			

## Field Goals

Made, (Missed)	#38 Carlson
GEORGIA SOUTHERN	50, (53), (46), 37
at Clemson (#3)	24, 28
MERCER	
at Missouri	
MISSISSIPPI STATE	
OLE MISS	
at LSU	
at Arkansas	
at Texas A&M	
GEORGIA	
ULM	
ALABAMA	

## Punting

No.-Avg, In 20	#43 Shannon
GEORGIA SOUTHERN	1-42.0, 0
at Clemson (#3)	8-40.5, 3
MERCER	
at Missouri	
MISSISSIPPI STATE	
OLE MISS	
at LSU	
at Arkansas	
at Texas A&M	
GEORGIA	
ULM	
ALABAMA	

## Rushing

No.-Yds, TD	#21 Johnson	#36 Pettway	#9 Martin	#5 Barrett	#8 Stidham	#32 Miller	#12 Stove	#19 Igbinoghene	#27 Cox
GEORGIA SOUTHERN	13-136, 1	DNP	16-136, 1	5-28 0	9-17, 1	3-15, 0	2-7, 0	1-11, 0	0-0, 0
at Clemson (#3)	DNP	22-74, 0	0-0, 0	DNP	18-(-42), 0	DNP	1-6, 0	0-0, 0	1-0, 0
MERCER									
at Missouri									
MISSISSIPPI STATE									
OLE MISS									
at LSU									
at Arkansas									
at Texas A&M									
GEORGIA									
ULM									
ALABAMA									

## Receiving

No.-Yds, TD	#33 Hastings	#81 Slayton	#12 Stove	#23 R. Davis	#80 Cannella	#9 Martin	#19 Igbinoghene	#21 Johnson
GEORGIA SOUTHERN	4-68, 1	3-43, 0	3-22, 0	2-23, 1	1-19, 0	1-10, 0	1-(-1), 0	0-0, 0
at Clemson (#3)	2-12, 0	0-0, 0	0-0, 0	8-32, 0	0-0, 0	1-5, 0	0-0, 0	DNP
MERCER								
at Missouri								
MISSISSIPPI STATE								
OLE MISS								
at LSU								
at Arkansas								
at Texas A&M								
GEORGIA								
ULM								
ALABAMA								

No.-Yds, TD	#3 Craig-Myers	#11 K. Davis	#36 Pettway	#27 Cox	#32 M. Miller
GEORGIA SOUTHERN	0-0, 0	DNP	DNP	0-0, 0	0-0, 0
at Clemson (#3)	1-23, 0	1-7, 0	0-0, 0	0-0, 0	DNP
MERCER					
at Missouri					
MISSISSIPPI STATE					
OLE MISS					
at LSU					
at Arkansas					
at Texas A&M					
GEORGIA					
ULM					
ALABAMA					

## 2017 GAME-BY-GAME INDIVIDUAL STATISTICS

## Defensive Linemen

<b>Solo+Ast=Total</b>	<b>#1 Bryant</b>	<b>#3 M. Davidson</b>	<b>#4 Holland</b>	<b>#5 D. Brown</b>	<b>#9 B. Cowart</b>	<b>#10 P. James</b>	<b>#79 A. Williams</b>	<b>#91 Coe</b>
GEORGIA SOUTHERN	0+0=0	3+1=4	4+1=5	1+5=6	1+1=2	2+0=2	1+2=3	2+2=4
at Clemson (#3)	0+0=0	2+1=3	2+2=4	3+0=3	0+0=0	0+0=0	1+1=2	0+2=2
MERCER								
at Missouri								
MISSISSIPPI STATE								
OLE MISS								
at LSU								
at Arkansas								
at Texas A&M								
GEORGIA								
ULM								
ALABAMA								

<b>Solo+Ast=Total</b>	<b>#95 D. Russell</b>	<b>#97 G. Walker</b>
GEORGIA SOUTHERN	2+1=3	0+0=0
at Clemson (#3)	1+0=1	DNP
MERCER		
at Missouri		
MISSISSIPPI STATE		
OLE MISS		
at LSU		
at Arkansas		
at Texas A&M		
GEORGIA		
ULM		
ALABAMA		

## Linebackers

<b>Solo+Ast=Total</b>	<b>#30 T. Williams</b>	<b>#49 D. Williams</b>	<b>#57. D. Davis</b>	<b>#48 M. Atkinson</b>	<b>#42 T. Threat</b>	<b>#51 McBryde</b>	<b>#55 Britt</b>
GEORGIA SOUTHERN	6+4=10	2+1=3	0+0=0	1+1=2	0+0=0	0+0=0	1+0=1
at Clemson (#3)	3+6=9	1+5=6	2+2=4	1+0=1	DNP	DNP	DNP
MERCER							
at Missouri							
MISSISSIPPI STATE							
OLE MISS							
at LSU							
at Arkansas							
at Texas A&M							
GEORGIA							
ULM							
ALABAMA							

## Defensive Backs

<b>Solo+Ast=Total</b>	<b>#6 C. Davis</b>	<b>#19 N. Ruffin</b>	<b>#28 T. Matthews</b>	<b>#13 J. Davis</b>	<b>#14 S. Roberts</b>	<b>#12 Dean</b>	<b>#15 Peters</b>	<b>#20 Dinson</b>
GEORGIA SOUTHERN	1+0=1	1+1=2	0+1=1	0+2=2	1+3=4	1+0=1	0+2=2	0+1=1
at Clemson (#3)	11+0=11	0+0=0	5+0=5	4+0=4	3+0=3	4+0=4	0+0=0	1+1=2
MERCER								
at Missouri								
MISSISSIPPI STATE								
OLE MISS								
at LSU								
at Arkansas								
at Texas A&M								
GEORGIA								
ULM								
ALABAMA								

<b>Solo+Ast=Total</b>	<b>#22 J. Broussard</b>	<b>#24 D. Thomas</b>
GEORGIA SOUTHERN	1+0=1	1+1=2
at Clemson (#3)	0+0=0	0+0=0
MERCER		
at Missouri		
MISSISSIPPI STATE		
OLE MISS		
at LSU		
at Arkansas		
at Texas A&M		
GEORGIA		
ULM		
ALABAMA		

## 2017 SUPERLATIVES

## Auburn Team Superlatives

Rushes .....	53	vs Georgia Southern (9/2/2017)
Yards Rushing .....	351	vs Georgia Southern (9/2/2017)
Yards Per Rush .....	6.6	vs Georgia Southern (9/2/2017)
TD Rushes .....	3	vs Georgia Southern (9/2/2017)
Pass attempts.....	26	vs Georgia Southern (9/2/2017)
Pass completions.....	15	vs Georgia Southern (9/2/2017)
Yards Passing .....	184	vs Georgia Southern (9/2/2017)
Yards Per Pass.....	7.1	vs Georgia Southern (9/2/2017)
TD Passes .....	2	vs Georgia Southern (9/2/2017)
Total Plays.....	79	vs Georgia Southern (9/2/2017)
Total Offense .....	535	vs Georgia Southern (9/2/2017)
Yards Per Play .....	6.8	vs Georgia Southern (9/2/2017)
Points .....	41	vs Georgia Southern (9/2/2017)
Sacks By .....	5	vs Georgia Southern (9/2/2017)
First Downs .....	25	vs Georgia Southern (9/2/2017)
Penalties .....	5	at Clemson (9/9/2017)
Penalty Yards .....	43	at Clemson (9/9/2017)
Turnovers .....	3	vs Georgia Southern (9/2/2017)
Interceptions By .....	1	vs Georgia Southern (9/2/2017)
Punts .....	8	at Clemson (9/9/2017)
Punting Avg.....	42.0	vs Georgia Southern (9/2/2017)
Long Punt.....	49	at Clemson (9/9/2017)
Long Punt Return.....	25	at Clemson (9/9/2017)

## Auburn Individual Superlatives

Rushes .....	22	Kamryn Pettway at Clemson (9/9/2017)
Yards Rushing .....	136	Kam Martin vs Georgia Southern (9/2/2017)
TD Rushes .....	1	Jarrett Stidham vs Georgia Southern (9/2/2017)
Long Rush .....	61	Kam Martin vs Georgia Southern (9/2/2017)
Pass attempts.....	24	Jarrett Stidham vs Georgia Southern (9/2/2017)
Pass completions.....	14	Jarrett Stidham vs Georgia Southern (9/9/2017)
Yards Passing .....	185	Jarrett Stidham vs Georgia Southern (9/9/2017)
TD Passes .....	2	Jarrett Stidham vs Georgia Southern (9/9/2017)
Long Pass .....	23	Jarrett Stidham at Clemson (9/9/2017)
Receptions .....	8	Ryan Davis at Clemson (9/9/2017)
Yards Receiving.....	68	Will Hastings vs Georgia Southern (9/2/2017)
TD Receptions .....	1	Ryan Davis vs Georgia Southern (9/2/2017)
Long Reception .....	23	Nate Craig-Myers at Clemson (9/9/2017)
Field Goals.....	2	Daniel Carlson vs Georgia Southern (9/2/2017)
Long Field Goal.....	50	Daniel Carlson vs Georgia Southern (9/2/2017)
Punts .....	8	Ian Shannon at Clemson (9/9/2017)
Punting Avg.....	42.0	Ian Shannon vs Georgia Southern (9/2/2017)
Long Punt.....	49	Ian Shannon at Clemson (9/9/2017)
Punts inside 20 .....	3	Ian Shannon at Clemson (9/9/2017)
Long Punt Return.....	25	Stephen Roberts at Clemson (9/9/2017)
Long Kickoff Return.....	29	Javaris Davis vs Georgia Southern (9/2/2017)
Tackles .....	11	Carlton Davis at Clemson (9/9/2017)
Sacks .....	2.0	Marlon Davidson vs Georgia Southern (9/2/2017)
Tackles For Loss.....	2.0	Tre' Williams vs Georgia Southern (9/2/2017)
Interceptions .....	1	Daniel Thomas vs Georgia Southern (9/2/2017)

## Opponent Team Superlatives

Rushes .....	47	vs Georgia Southern (9/2/2017)
Yards Rushing .....	99	at Clemson (9/9/2017)
Yards Per Rush .....	2.8	at Clemson (9/9/2017)
TD Rushes .....	2	at Clemson (9/9/2017)
Pass attempts.....	31	at Clemson (9/9/2017)
Pass completions.....	20	at Clemson (9/9/2017)
Yards Passing .....	185	at Clemson (9/9/2017)
Yards Per Pass.....	6.0	at Clemson (9/9/2017)
TD Passes .....	-	
Total Plays.....	67	at Clemson (9/9/2017)
Total Offense .....	284	at Clemson (9/9/2017)
Yards Per Play .....	4.2	at Clemson (9/9/2017)
Points .....	14	at Clemson (9/9/2017)
Sacks By .....	11	at Clemson (9/9/2017)
First Downs .....	18	at Clemson (9/9/2017)
Penalties .....	8	at Clemson (9/9/2017)
Penalty Yards .....	60	at Clemson (9/9/2017)
Turnovers .....	2	at Clemson (9/9/2017)
Interceptions By .....	1	vs Georgia Southern (9/2/2017)
Punts .....	11	vs Georgia Southern (9/2/2017)
Punting Avg.....	42.7	at Clemson (9/9/2017)
Long Punt.....	61	vs Georgia Southern (9/2/2017)
Long Punt Return.....	9	at Clemson (9/9/2017)

## Opponent Individual Superlatives

Rushes .....	23	S. Werts, vs Georgia Southern (9/2/2017)
Yards Rushing .....	59	K. Bryant, at Clemson (9/9/2017)
TD Rushes .....	2	K. Bryant, at Clemson (9/9/2017)
Long Rush .....	27	K. Bryant, at Clemson (9/9/2017)
Pass attempts.....	29	K. Bryant, at Clemson (9/9/2017)
Pass completions.....	19	K. Bryant, at Clemson (9/9/2017)
Yards Passing .....	181	K. Bryant, at Clemson (9/9/2017)
TD Passes .....	-	
Long Pass .....	33	K. Bryant, at Clemson (9/9/2017)
Receptions .....	9	H. Renfrow, at Clemson (9/9/2017)
Yards Receiving.....	81	McCloud, at Clemson (9/9/2017)
TD Receptions .....	-	
Long Reception .....	33	McCloud, at Clemson (9/9/2017)
Field Goals.....	-	
Long Field Goal.....	-	
Punts .....	11	M. Flynn, vs Georgia Southern (9/2/2017)
Punting Avg.....	42.7	Spiers, at Clemson (9/9/2017)
Long Punt.....	61	M. Flynn, vs Georgia Southern (9/9/2017)
Punts inside 20 .....	4	Spiers, at Clemson (9/9/2017)
Long Punt Return.....	9	McCloud, at Clemson (9/9/2017)
Long Kickoff Return.....	21	Powell, at Clemson (9/9/2017)
Tackles .....	14	O'Daniel, at Clemson (9/9/2017)
Sacks .....	4.0	A. Bryant, at Clemson (9/9/2017)
Tackles For Loss.....	4.0	A. Bryant, at Clemson (9/9/2017)
Interceptions .....	1	J. Bowdry, vs Georgia Southern (9/2/2017)

## 2017 PLAYS OF 20+ YARDS

Yards	Type	Player(s)	Opponent	Qtr.
61	Rush	Kam Martin	Georgia Southern	4
60*	Rush	Kerryon Johnson	Georgia Southern	1
36*	Rush	Kam Martin	Georgia Southern	2
34	Rush	Kerryon Johnson	Georgia Southern	2
29	KOR	Javaris Davis	Georgia Southern	1
25	PR	Stephen Roberts	Clemson	4
23	Pass	Nate Craig-Myers from Jarrett Stidham	Clemson	1

\*Touchdown scored on play

## PLAY BREAKDOWN

## BY PLAY

Rush .....	4
Kickoff Return .....	1
Pass .....	1
Punt Return .....	1
Interception Return .....	0
Fumble Return .....	0
Missed Field Goal Return .....	0

## BY GAME

Georgia Southern .....	5
at Clemson .....	2
Mercer .....	
at Missouri .....	
Mississippi State .....	
Ole Miss .....	
at LSU .....	
at Arkansas .....	
at Texas A&M .....	
Georgia .....	
ULM .....	
Alabama .....	

## BY QUARTER

1st .....	3
2nd .....	2
3rd .....	0
4th .....	2

## RUSHING

Kerryon Johnson .....	2
Kam Martin .....	2

## PASSING

Jarrett Stidham .....	1
-----------------------	---

## RECEIVING

Nate Craig-Myers .....	1
------------------------	---

## KICKOFF RETURN

Javaris Davis .....	1
---------------------	---

## PUNT RETURN

Stephen Roberts .....	1
-----------------------	---

## INTERCEPTION RETURN

.....	0
-------	---



## CAREER STATS UPDATE

## Scoring

Player	Seasons	TD	FG	PAT	Pts
1. Daniel Carlson	2014-current	1	73	146	371
2. Wes Byrum	2007-10	0	60	183	363

## Most Points Kicking

Player	Seasons	FG	PAT	Pts
1. Daniel Carlson	2014-current	73	146	365
2. Wes Byrum	2007-10	60	183	363

## Field Goals Made

Player	Seasons	Pct	FGA	FGM
1. Daniel Carlson	2014-current	.820	89	73

## Field Goals Attempted

Player	Seasons	FGM	FGA
1. Daniel Carlson	2014-current	73	89

## Field Goal Percentage (Min. 10 Made)

Player	Seasons	FGM	FGA	Pct
1. Daniel Carlson	2014-current	73	89	.820
2. Scott Etheridge	1992-93	34	43	.791
3. Matt Hawkins	1994-95	26	33	.788
4. Win Lyle	1987-89	45	59	.763
5. Wes Byrum	2007-10	60	80	.750

## PATs Made

Player	Seasons	Pct	Att	Made
1. Wes Byrum	2007-10	.984	186	183
2. John Vaughn	2003-06	.994	163	162
3. Daniel Carlson	2014-current	1.000	146	146

## PATs Attempted

Player	Seasons	Made	Pct	Att
1. Wes Byrum	2007-10	183	.984	186
2. John Vaughn	2003-06	162	.994	163
3. Daniel Carlson	2014-current	146	1.000	146

## PAT Percentage (Min. 30 made)

Player	Seasons	Made	Att	Pct
1. Daniel Carlson	2014-current	146	146	1.000
Damon Duval	1999-02	125	125	1.000
Scott Etheridge	1992-93	65	65	1.000
4. John Vaughn	2003-06	162	163	.994
5. Al Del Greco	1980-83	110	111	.991

## Yards Per Attempt (min. 200 attempts)

Player	Seasons	Att	Yards	Yds/Att
1. Cam Newton	2010	280	2854	10.193
2. Jason Campbell	2001-04	854	7299	8.546
3. Nick Marshall	2013-14	532	4508	8.474
4. Sean White	2015-current	351	2845	8.105
5. Reggie Slack	1986-89	585	4697	8.029
6. Dameyune Craig	1994-97	782	6026	7.706

## Completion Percentage (Min. 150 Completions)

Player	Seasons	Att	Comp	Pct
1. Cam Newton	2010	280	185	.661
2. Jason Campbell	2001-04	854	552	.646
3. Sean White	2015-current	351	216	.615
Jeff Burger	1984-87	538	331	.615
5. Ben Leard	1997-00	592	359	.606
6. Nick Marshall	2013-14	532	320	.602

## Passing Efficiency (Min. 300 Attempts)

Player	Seasons	Comp	Att	Pct	Yards	TD	Int	Rating
1. Jason Campbell	2001-04	552	854	.646	7299	45	24	148.20
2. Nick Marshall	2013-14	320	532	.602	4508	34	13	147.53
--- Sean White	2015-current	216	351	.615	2845	10	7	135.04
3. Chris Todd	2008-09	284	484	.587	3515	27	12	133.13
4. Patrick Nix	1992-95	386	656	.588	4957	31	16	133.02
5. Jeff Burger	1984-87	331	538	.615	4082	24	21	132.17

## Rushing Yardage

Player	Seasons	Att	Avg	Yards
1. Bo Jackson	1982-85	650	6.62	4303
2. Carnell Williams	2001-04	741	5.17	3831
3. James Brooks	1977-80	621	5.67	3523
4. Joe Cribbs	1976-79	657	5.13	3368
5. Ben Tate	2006-09	678	4.90	3321
6. Tre Mason	2011-13	516	5.77	2979
7. Stephen Davis	1993-95	488	5.76	2811
8. Brent Fullwood	1983-86	390	7.15	2789
9. Ronnie Brown	2000-04	513	5.28	2707
10. Onterio McCalebb	2009-12	406	6.37	2586
11. Stacy Danley	1987-90	526	4.61	2427
12. Michael Dyer	2010-11	424	5.51	2335
13. James Joseph	1986-90	452	5.17	2264
14. Cameron Artis-Payne	2013-14	394	5.63	2218
15. Kenny Irons	2005-06	454	4.81	2186
16. James Bostic	1991-93	396	5.26	2084
17. Lionel James	1980-83	348	6.14	2068
18. Secdrick McIntyre	1973-76	462	4.31	1992
19. Fob James	1952-55	317	6.03	1913
20. Phil Gargis	1973-76	456	4.13	1884
21. Nick Marshall	2013-14	325	5.74	1866
22. Tommie Agee	1983-86	356	4.87	1735
23. Jimmy Sidle	1962-64	326	5.22	1703
24. Brad Lester	2004-08	371	4.55	1689
25. Joe Childress	1953-55	321	5.19	1667
26. Curtis Kuykendall	1944-45	217	7.46	1619
27. Rudi Johnson	2000	324	4.84	1567
28. Terry Henley	1970-72	343	4.47	1534
29. Tommy Lorino	1956-58	227	6.55	1486
30. Cam Newton	2010	264	5.58	1473
31. Monk Gafford	1940-42	221	6.40	1414
32. Mario Fannin	2007-10	233	5.86	1366
33. Mitzi Jackson	1973-75	243	5.65	1373
34. William Andrews	1976-78	267	5.04	1347
35. Kamryn Pettway	2015-current	231	5.62	1298
Ed Dyas	1958-60	261	4.97	1298
37. Fred Beasley	1994-97	282	4.40	1241
38. Kerryon Johnson	2015-current	250	4.96	1239
39. Tom Bryan	1964-66	265	4.32	1144
40. George Peoples	1978-81	239	4.54	1085

Sept. 2, 2017 • SECN • Jordan-Hare Stadium (87,451) • Auburn, Ala.

**GEORGIA SOUTHERN****7**#12 **AUBURN****41****GAME 1**

Relying on a smothering defense that allowed only 78 yards and a powerful ground game that produced 351, Auburn beat Georgia Southern 41-7 Saturday in the Tigers 2017 season opener.

Facing a triple option offense, Kevin Steele's unit provided three options of its own: tackles for loss (12), sacks (5), and scant passing yards (8).

"I thought it was a very good win," Auburn coach Gus Malzahn said. "What stands out to me right now is our defense. Our defense was unbelievable. They were outstanding. The triple option scares you to death. Our defense got a chance to play a lot of young guys."

Kerryon Johnson and Kam Martin each rushed for 136 yards and scored touchdowns. Jarrett Stidham added a 14-yard touchdown run.

"Very pleased with our guys in the run game, and the pass game, made some plays," Malzahn said. "In both of those areas, I feel like we were balanced."

Daniel Carlson scored the season's first points on a 50-yard field goal on Auburn's opening possession.

After back-to-back three-and-outs by Auburn's defense, Johnson scored on a 60-yard run on a one-play drive that made it 10-0 Auburn with 5:11 left in the first quarter.

Georgia Southern scored its only points on a 22-yard fumble return to make it 10-7.

After Johnson's 34-yard gain, his last carry of the night, Stidham's touchdown run gave Auburn a 17-7 lead.

Martin scored from 36 to give Auburn a 24-7 halftime lead.

"When my opportunity comes, I have to make plays," Martin said. "Just keep getting better each and every week."

Stidham's first touchdown pass, a 19-yarder to Ryan Davis, put Auburn up 31-7 early in the third quarter.

Carlson's second field goal, a 37-yarder, made it 34-7 with 5:20 left in the third.

Stidham connected with Will Hastings on a 19-yard touchdown pass with 9:18 remaining for the final score.

**SCORING SUMMARY**

Georgia Southern .. 7	0	0	0	—	7
#12 Auburn .....	10	14	10	7	— 41

AU - Carlson 50 yd field goal, 1st, 12:01  
 AU - K. Johnson 60 yd run (Carlson kick), 1st, 5:11  
 GS - Reese 22 yd fumble return (Bass kick), 1st, 0:36  
 AU - Stidham 14 yd run (Carlson kick), 2nd, 8:36  
 AU - Martin 36 yd run (Carlson kick), 2nd, 4:52  
 AU - R. Davis 19 yd pass from Stidham (Carlson kick), 3rd, 10:56  
 AU - Carlson 37 yd field goal, 3rd, 5:20  
 AU - Hastings 19 yd pass from Stidham (Carlson kick), 4th, 9:18

**TEAM STATISTICS**

	<b>GS</b>	<b>AU</b>
First Downs	8	25
Rushes-Yards	47-70	53-351
Passing Yards	8	184
Comp-Att-Int	4-9-1	15-26-1
Total Plays-Yards	56-78	79-535
Punts-Avg.	11-38.9	1-42.0
Fumbles-Lost	0-0	4-2
Penalties-Yards	3-15	4-42
3rd Down Conv.	0-of-15	6-of-16
Time of Possession	29:28	30:32

**INDIVIDUAL STATISTICS**

**RUSHING:** (GS) - Ramsby 11-33, Fields 11-21, Werts 23-16, Godfrey 1-1, Campbell 1-(-1). (AU) - Martin 14-136 (TD), K. Johnson 16-136 (TD), Barrett 5-26, Stidham 9-17 (TD), Miller 3-15, Igbinoehene 1-11, Stove 2-7, Adams 2-6, TEAM 1-(-3).

**PASSING:** (GS) - Werts 4-8-1-8. (AU) - Stidham 14-24-1-185 (2 TD), Adams 1-2-0-(-1).

**RECEIVING:** (GS) - Fields 2-(-4), Fortune 1-7, Richardson 1-5. (AU) - Hastings 4-68 (TD), Slayton 3-43, Stove 3-22, R. Davis 2-23 (TD), Cannella 1-19, Martin 1-10, Igbinoehene 1-(-1).

Stidham completed 14 or 24 passes for 185 yards, two touchdowns and an interception.

Hastings led Auburn with four receptions for 68 yards and a touchdown.

Auburn averaged 6.6 yards per carry.

Georgia Southern was 0-for-15 on third down. Tre' Williams led Auburn's defense with 10 tackles and two sacks.

Five Tigers made their first starts: Stidham, offensive linemen Prince Tega Wanogho and Mike Horton, and defensive linemen Derrick Brown and Jeff Holland.

Sept. 9, 2017 • ESPN • Memorial Stadium (81,799) • Clemson, S.C.

#13 **AUBURN****6**#3 **CLEMSON****14****GAME 2**

Auburn's defense recovered two fumbles and Daniel Carlson kicked a pair of fields goals but Clemson quarterback Kelly Bryant ran for two touchdowns in No. 3 Clemson's 14-6 win.

Kamryn Pettway led Auburn with 74 yards on 22 carries. Ryan Davis made 8 receptions for 32 yards.

Jarrett Stidham completed 13-of-24 passes for 79 yards.

Carlson extended his career Auburn scoring record to 371 points, No. 7 all-time in SEC history.

"They have a great defense," Stidham said. "They're defending national champions for a reason. They did a lot of good things on defense. We just have to execute a lot better."

Carlton Davis made 11 solo tackles to lead No. 13 Auburn's defense.

"Our defense, I already knew that they were an outstanding defense," Malzahn said. "That's a very good offense. They held them to 14 points, played their guts out and gave us a chance to win it."

Bryant's 27-yard scoring run on the opening drive of the second half accounted for the final score.

In the third quarter, Marlon Davidson caused a fumble, with Tray Matthews recovering, to give the Tigers an opportunity to close the gap.

In the fourth quarter, Stephen Roberts' 25-yard punt return gave Auburn its best field position of the second half at its 45.

Both defenses limited offenses accustomed to explosive performances, with Auburn holding Clemson to 283 yards while Clemson held Auburn to 117.

Auburn sacked Clemson's quarterbacks three times while Clemson recorded 11 sacks.

The visiting Tigers led 7-6 at the half.

Auburn scored on its opening possession, consuming more than half of the first quarter on a 15-play drive resulting in Daniel Carlson's 24-yard field goal.

"I thought we did some really good things that first drive," said Stidham, who connected with Nate Craig-Myers for 23 yards on third-and-14 for the drive's key play. "After that we didn't move the ball very

well, but we're going to regroup and we're going to be a better offense."

Jeremiah Dinson's fumble recovery gave Auburn the ball at Clemson's 11, setting up Carlson's 28-yard field goal with 14:17 left in the first half.

Late in the first half, Clemson drove 88 yards on 12 plays for the go-ahead score. Quarterback Kelly Bryant scored from the 3 with the extra-point giving Clemson a one-point lead at the half.

"We'll get better offensively, and we'll get this thing corrected," Malzahn said. "There's no doubt about that."

**SCORING SUMMARY**

#13 Auburn .....	3	3	0	0	—	6
#3 Clemson .....	0	7	7	0	—	14

AU - Carlson 24 yd field goal, 1st, 7:13  
 AU - Carlson 28 yd field goal, 2nd, 14:17  
 CU - Bryant 3 yd run (Huegel kick), 2nd, 0:48  
 CU - Bryant 27 yd run (Huegel kick), 3rd, 11:48

**TEAM STATISTICS**

	<b>AU</b>	<b>CU</b>
First Downs	13	18
Rushes-Yards	42-38	36-96
Passing Yards	79	185
Comp-Att-Int	13-24-0	20-31-0
Total Plays-Yards	66-117	67-281
Punts-Avg.	8-40.5	6-42.7
Fumbles-Lost	1-0	2-2
Penalties-Yards	5-40	8-60
3rd Down Conv.	6-of-18	9-of-16
Time of Possession	32:25	27:35

**INDIVIDUAL STATISTICS**

**RUSHING:** (AU) - Pettway 22-74, Stove 1-6, Cox 1-0, Stidham 18-(-42). (CU) - Bryant 19-59 (2 TD), Choice 7-17, Feaster 3-15, Fuller 4-9, Cooper 1-0, TEAM 2-(-4).

**PASSING:** (AU) - Stidham 13-24-0-79. (CU) - Bryant 19-29-0-181, Cooper 1-2-0-4.

**RECEIVING:** (AU) - R. Davis 8-32, Hastings 2-12, Craig Myers 1-23, K. Davis 1-7, Martin 1-5. (CU) - Renfrow 9-62, McCloud 6-81, Cain 2-27, Powell 1-6, Rodgers 1-5, Choice 1-4.

## LAST TIME...

**An Auburn Team**

Had 35 First Downs ... vs. ULM, 2016 (36)  
 Had 30 First Downs ... vs. ULM, 2016 (36)

Had 545 yards rushing ... vs. #5 Missouri [SECCG], 2013 (545)

Had 500 yards rushing ... vs. #17 Arkansas, 2016 (543)

Had 400 yards rushing ... vs. Alabama A&M, 2016 (451)

**Had 300 yards rushing ... vs. Georgia Southern, 2017 (351)**

Had 300 yards rushing in back-to-back games ... vs. #17 Arkansas (543) and at Ole Miss (307), 2016

Had 300 yards rushing in three-straight games ... vs. Western Carolina (511); at #7 Texas A&M (379); vs. FAU (422), 2013

Had 300 yards rushing in six consecutive games ... at Kentucky (311); vs. Arkansas (330); vs. LSU, (440); at Ole Miss (343); vs. Chattanooga (303); vs. Georgia (315), 2010

Had 300 yards rushing in six consecutive SEC games ... vs. South Carolina (334); at Kentucky (311); vs. Arkansas (330); vs. LSU, (440); at Ole Miss (343); vs. Georgia (315), 2010

Had 70 or more rushing attempts ... vs. #5 Missouri [SECCG], 2013 (74)

Had 60 or more rushing attempts ... vs. ULM, 2016 (66)

**Had 50 or more rushing attempts ... vs. Georgia Southern, 2017 (53)**

Had seven or more rushing TDs ... vs. #17 Arkansas, 2016 (7)

Had six or more rushing TDs ... vs. Alabama A&M, 2016 (6)

Had five or more rushing TDs ... vs. Alabama A&M, 2016 (6)

Had four or more rushing TDs ... vs. Alabama A&M, 2016 (6)

Had five different players score a rushing TD ... vs. #17 Arkansas, 2016 (5)

Had four different players score a rushing TD ... vs. Alabama A&M, 2016 (4)

Had four or more rushing TDs in six straight games ... vs. Western Carolina (5), at #7 Texas A&M (4), vs. Florida Atlantic (4), at Arkansas (4), at Tennessee (5) & vs. #25 Georgia (4), 2013

Had 3 or more rushing TDs in seven straight games ... vs. #24 Ole Miss (3), vs. Western Carolina (5), at #7 Texas A&M (4), vs. Florida Atlantic (4), at Arkansas (4), at Tennessee (5) & vs. #25 Georgia (4), 2013

Had 3 or more rushing TDs in consecutive games ... vs. ULM (5), at Mississippi St. (3), vs. #17 Arkansas (7), at Ole Miss (3), 2016

Had 3 or more rushing TDs in three consecutive games ... vs. ULM (5), at Mississippi St. (3), vs. #17 Arkansas (7), at Ole Miss (3), 2016

Had 3 or more rushing TDs in four consecutive games ... vs. ULM (5), at Mississippi St. (3), vs. #17 Arkansas (7), at Ole Miss (3), 2016

Had 450 or more yards passing... at #2 Alabama, 2014 (456)

Had 400 or more yards passing... at #2 Alabama, 2014 (456)

Had 350 or more yards passing... at #2 Alabama, 2014 (456)

Had 300 or more yards passing ... #19 Ole Miss, 2015 (302)

Had 50 or more pass attempts ... vs. Mississippi State, 1997 (54)

Had 30 or more pass completions ... vs. Arkansas, 1995 (34)

Had fewer than 10 pass attempts ... at Tennessee, 2013 (7)

Had fewer than 10 pass completions ... at #1 Alabama, 2016 (7)

Had fewer than 5 pass completions ... at Tennessee, 2013 (3)

Had fewer than 10 pass attempts in consecutive games ... at Arkansas (9) & at Tennessee (7), 2013

Had fewer than 10 pass completions in consecutive games ... at Arkansas (8) & at Tennessee (3), 2013

Had five TDs passing ... vs. Ball State, 2009 (5)

Had four TDs passing ... vs. Louisiana Tech, 2014 (4)

Had three TDs passing ... ULM, 2016 (3)

Had 10 receivers catch a pass ... vs. Arkansas State, 2016 (10)

Had 700 or more yards total offense ... vs. Arkansas State, 2016 (706)

Had 600 or more yards total offense ... vs. #17 Arkansas, 2016 (632)

Had 600 or more yards total offense and lost ... at #2 Alabama, 2014 (630)

**Had 500 or more yards total offense ... vs. Georgia Southern, 2017 (535)**

Had 500 or more yards total offense in consecutive games ... vs. #17 Arkansas (632), at Ole Miss (554), 2016

Had 500 or more yards total offense in three straight games ... vs. South Carolina, 2014 (551), at #7 Ole Miss, 2014 (507) & vs. Texas A&M (582), 2014

Had 1300 or more yards total offense combined in consecutive games ... vs. Western Carolina (712) & at #7 Texas A&M (615), 2013

Had 90 or more total plays... at #2 Alabama, 2014 (90)

Had 85 or more total plays ... vs. #17 Texas A&M, 2016 (89)

Had 80 or more total plays ... vs. ULM, 2016 (84)

Scored 70 or more points... vs. ULM, 2003 (73)

Scored 60 or more points ... vs. Western Carolina, 2013 (62)

Scored 50 or more points ... vs. Alabama A&M, 2016 (55)

**Scored 40 or more points ... vs. Georgia Southern, 2017 (41)**

Scored 40 or more points in three consecutive games ... vs. Western Carolina (62); at No. 7 Texas A&M (45); vs. Florida Atlantic (45), 2013

Scored 30 or more points in 11 consecutive games ... vs. Western Carolina (62); at

No. 7 Texas A&M (45); vs. Florida Atlantic (45); at Arkansas (35); at Tennessee (55); vs. #25 Georgia (43); vs. #1 Alabama (34); vs. #5 Missouri (59); vs. #1 Florida State (31), 2013; vs. Arkansas (45), vs. San José State (59), 2014

Was held scoreless ... at Alabama, 2012 (0-49)

Was held scoreless at Jordan-Hare Stadium ... vs. Georgia, 2012 (0-38)

Won a game without scoring an offensive touchdown ... #17 LSU, 2016 (18-13)

Won a game without a rushing touchdown ... #17 LSU, 2016 (18-13)

Won a game in the last 25 seconds with a TD ... vs. #1 Alabama, 2013 (CB Chris Davis returns missed field goal 100 yards [109 yds] for a touchdown)

Had 200-yard rusher and 100-yard receiver in a game ... vs. Syracuse, 2002 (Carnell Williams [202 rush] and Marcel Willis [113 receiving])

Had 150-yard rusher and 150-yard receiver in a game ... vs. Arkansas, 2014 (Cameron Artis-Payne [177 rush] and D'haquille Williams [154 receiving])

Had two 100-yard rushers and one 100-yard receiver in a game ... vs. #15 LSU, 2014 (Cameron Artis-Payne [126 rush], Nick Marshall [119 rush], Sammie Coates [144 rec])

Had 100-yard receiver and 100-yard rusher in a game ... vs. ULM, 2016 (Kerryon Johnson [146 rush] & Tony Stevens [109 rec])

Had 100-yard receiver and 100-yard rusher in back-to-back games ... vs. #15 LSU (Cameron Artis-Payne [126 rush], Nick Marshall [119 rush], Sammie Coates [144 rec]) & at #3 Mississippi State, 2014 (D'haquille Williams [108 rec], Nick Marshall [100 rush])

Had two 100-yard rushers in back-to-back games ... vs. Louisiana Tech, 2014 (Cameron Artis-Payne [116] and Nick Marshall [105]) & vs. #15 LSU, 2014 (Cameron Artis-Payne [126 rush] and Nick Marshall [119 rush])

**Had two 100-yard rushers in a game... vs. Georgia Southern, 2017 (Kam Martin [136 rush], Kerryon Johnson [136 rush])**

Had a 300-yard rusher & 100-yard rusher in a game... vs. #5 Missouri [SECCG], 2013 (Tre Mason [304] and Nick Marshall [101])

Had a 200-yard rusher & 100-yard rusher in a game... vs. #5 Missouri [SECCG], 2013 (Tre Mason [304] and Nick Marshall [101])

Had two 150-yard rushers in a game... vs. Mississippi State, 2003 (Brandon Jacobs [182] and Carnell Williams [164])

Had three 100-yard rushers in a game ... vs. Maryland, 1983 (Tommie Agee [219], Lionel James [115] and Bo Jackson [105])

Had two 100-yard receivers in a game... at #2 Alabama, 2014 (Sammie Coates [206] and D'haquille Williams [121])

Had a 60-yard run and a 60-yard pass in a game ... vs. Alabama, 2009 (Terrell Zachery 67 rush, Chris Todd to Darvin Adams 72 pass)

Had three players with 2 rushing TDs... vs. ULM, 2003 (Carnell Williams [2], Brandon Jacobs [2], Tre Smith [2])

Had three players with 2 TDs... vs. Georgia, 2010 (Onterio McCalebb [3 rush], Cam Newton [2 rush], Philip Lutzenkirchen [2 rec.])

Had two players with seven or more catches in a game ... Courtney Taylor (7) & Silas Daniels vs. Alabama, 2003 (7)

Had quarterback catch a pass from himself ... Nick Marshall vs. Mississippi State, 2013 (37 yards)

Scored a touchdown on offense, defense and special teams... vs. ULM, 2008 (2 offense [1 pass, 1 rush], 1 defense [fumble return], 1 special team [punt return])

Scored on the first offensive play of the game ... vs. Alabama, 2003 (Carnell Williams, 80-yd run)

Scored on Auburn's first offensive play of the game ... vs. #17 Arkansas, 2016 (Eli Stove, 78-yd run)

**Scored on first offensive series ... at #3 Clemson, 2017 (Daniel Carlson 24-yd FG)**

Scored 2 touchdowns in the final 32 seconds ... vs. #1 Alabama, 2013 (Sammie Coates 39 yd pass from Nick Marshall (:32), Chris Davis 100 yd missed field goal return (:00); other time at Georgia Tech, 1987 (records back to 1967)

Returned a kickoff and a punt for a TD in the same game ... at Tennessee, 2013 (kickoff: Corey Grant, 90 yards & punt: Chris Davis, 85 yards) [1st time in Auburn history]

Returned a punt for a TD ... vs. Louisiana Tech, 2014 (Quan Bray) [76 yards]

Returned a kickoff for a TD ... at Tennessee, 2013 (Corey Grant) [90 yards]

Returned a missed FG for a TD...vs. Alabama, 2013 (Chris Davis) [100 yds]

Returned opening kickoff for a TD ... vs. Tennessee-Martin, 2008 (Tristan Davis) [95 yards]

Returned 2nd half opening KO for TD ... at Tennessee, 2013 (Corey Grant) [90 yds]

Returned three Interceptions for TDs ... vs. LSU, 1994 (Ken Alvis, Fred Smith, Brian Robinson)

Returned two Interceptions for TDs ... vs. LSU, 1994 (Ken Alvis, Fred Smith, Brian Robinson)

Returned an Interception for a TD ... vs. Idaho, 2015 (Johnathan Ford) [48]

Returned two fumbles for TDs ... vs. Vanderbilt, 2002 (Spencer Johnson, Karlos Dansby)

Returned a fumble for a TD ... at Mississippi St., 2016 (Montravius Adams) [13 yds]

Had five or more fumbles ... vs. Southern Miss (5), 2008

**Did not commit a turnover ... at #3 Clemson, 2017**



## LAST TIME...

Did not commit a turnover in back-to-back games ... vs. #17 Arkansas, at Ole Miss (2016)  
 Did not commit a turnover in three consecutive games ... San Jose' St., at Kentucky, at Arkansas (2015)

Blocked a punt ... vs. Alabama, 2013 (Ryan Smith)  
 Blocked two punts ... vs. Virginia [Chick-fil-A] 2011 (Garrett Harper, Angelo Blackson)  
 Blocked three punts ... vs. ULM, 2003 (3 - Justin Fetsko [2], Donnay Young)  
 Returned a blocked punt for a TD ... vs. Florida, 2006 (Tre Smith)  
 Blocked a field goal ... vs. Alabama A&M, 2016 (Maurice Swain)  
 Returned a blocked field goal for a TD ... vs. Kentucky, 2009 (Neiko Thorpe) [69]  
 Blocked two field goals in a game ... vs. ULM, 2012 (Angelo Blackson, Corey Lemonier)  
 Blocked a PAT attempt ... at Ole Miss, 2016 (Montravius Adams)  
 Blocked two PAT attempts ... vs. LSU, 1998 (Charles Dorsey, 2)  
 Had a PAT blocked ... at Tennessee, 2013 (Cody Parkey)  
 Missed a PAT ... at Tennessee, 2013 (Cody Parkey, blocked)  
 Missed a kicking PAT ... vs. Tennessee-Chattanooga, 2010 (Wes Byrum)  
**Made 90 straight kicking PATs ... Daniel Carlson, 2014-16 (146)**  
**Made 100 straight kicking PATs ... Daniel Carlson, 2014-16 (146)**  
 Had a punt blocked ... at Mississippi State, 2009 (Clinton Durst)  
 Had a field goal blocked ... vs. Vanderbilt, 2016 (Daniel Carlson)  
 Had a field goal blocked & returned for a TD ... vs. Texas A&M, 2014 (Daniel Carlson  
 41-yard FGA blocked by Myles Garrett & returned by Deshaun Everett 65 yards)  
 Had a successful on-side kick ... vs. #5 Missouri [SECCG], 2013 (Cody Parkey)  
 Scored a safety ... vs. ULM, 2016 (Gary Walker)  
 Scored on a fake field goal ... vs. Arkansas State, 2016 (Carlson 20 yd run)  
 Scored an offensive two-point conversion ... at Arkansas, 2015 (Melvin Ray pass from Sean White)  
 Scored two or more offensive two-point conversions ... vs. Florida, 2002 [2]  
 Scored a defensive two-pt conversion ... vs. Ole Miss, 2009 (Demond Washington)

Held an opponent scoreless ... vs. Alabama A&M, 2016 (55-0)  
 Held a SEC opponent scoreless ... at Mississippi State, 2006 (34-0)  
 Held an opponent scoreless at Jordan-Hare Stadium ... vs. Alabama A&M, 2016 (55-0)  
 Held a SEC opponent scoreless at Jordan-Hare Stadium ... vs. Mississippi State, 2005 (28-0)  
 Held an opponent to five or fewer first downs ... vs. Ball State, 2001 (5)  
**Held an opponent to 10 or fewer first downs ... vs. Georgia Southern, 2017 (8)**  
 Intercepted five or more passes ... vs. Northwestern [Outback], 2009 (5)  
 Intercepted four or more passes ... vs. Northwestern [Outback], 2009 (5)  
 Intercepted three or more passes in consecutive games ... at #2 Alabama, 2014 (3) & vs. #17 Wisconsin in Outback Bowl, 2015 (3)  
 Intercepted three or more passes ... at #25 Texas A&M, 2015 (3)  
**Sacked an opponent 5 or more times ... vs. Georgia Southern, 2017 (6.0)**  
 Sacked an opponent 10 or more times ... vs. Alabama, 2005 (11.0)  
 Allowed opponent 600 yards total offense and Auburn still won ... at #7 Texas A&M, 2013 (602)  
**Held an opponent to 300 or less yards total offense ... vs. Clemson, 2017 (281)**  
**Held an opponent to 300 or less yards total offense in consecutive games ... vs. Georgia Southern (78), at #3 Clemson (281), 2017**  
**Held an opponent to 200 or less yards total offense ... vs. Georgia Southern, 2017 (78)**  
**Held an opponent to 150 or less yards total offense ... vs. Georgia Southern, 2017 (78)**  
**Held an opponent to 100 or less yards total offense ... vs. Georgia Southern, 2017 (78)**  
**Held an opponent to 100 or less yards rushing ... at #3 Clemson, 2017 (96)**  
 Held a SEC opponent to 100 or less yards rushing ... vs. #17 Arkansas, 2016 (25)  
**Held consecutive opponents to 100 or less yards rushing ... vs. Georgia Southern (70), at #3 Clemson (96), 2017**  
 Held an opponent to 50 or less yards rushing ... vs. Alabama A&M, 2016 (27)  
 Held an SEC opponent to 50 or less yards rushing ... vs. #17 Arkansas, 2016 (25)  
 Held an opponent to negative yards rushing ... vs. Florida, 2001 (-36)  
**Held an opponent to 100 or less yards passing ... Georgia Southern, 2017 (8)**  
**Held an opponent to 50 or less yards passing ... Georgia Southern, 2017 (8)**  
**Held an opponent to no third down conversions ... vs. Georgia Southern, 2017 (0-of-15)**  
**Held an opponent without an offensive touchdown ... vs. Georgia Southern, 2017**  
 Held a SEC opponent without an offensive touchdown ... at Georgia, 2016  
 Held an opponent without a touchdown ... vs. Alabama A&M, 2016  
 Held a SEC opponent without a touchdown ... vs. #17 Arkansas, 2016

Had 10 or more penalties ... vs. Idaho, 2015 (11)  
 Had 1 or fewer penalty ... vs. San Jose State, 2015 (1)  
 Had 100 or more penalty yards ... vs. Idaho, 2015 (107)  
 Had 5 or fewer penalty yards ... at Tennessee, 2013 (5)  
 Had 35 minutes time of possession... vs. Arkansas State, 2016 (35:42)

Was involved in a game that ended in a tie ... vs. Georgia, 1994 (23-23)  
 Was involved in an overtime game ... at Arkansas (4 OT), 2015 (54-46 loss)  
 Was involved in two overtime games in a single season ... vs. Jacksonville St. (27-20 win), at Arkansas (4 OT, 54-46 loss), 2015

## An Auburn Player

Rushed 40 times in a game ... Tre Mason (46) vs. #5 Missouri [SECCG], 2013  
 Rushed 35 times in a game ... Kamryn Pettway (39) at Mississippi St., 2016  
 Rushed 30 times in a game ... Kamryn Pettway (30) at Ole Miss, 2016  
 Rushed for 300 yards in a game ... Tre Mason (304) vs. #5 Missouri [SECCG], 2013  
 Rushed for 200 yards in a game ... Kamryn Pettway (236) at Ole Miss, 2016  
 Rushed for 150 yards in a game ... Kam Martin (176) vs. Alabama A&M, 2016  
**Rushed for 100 yards in a game ... Kerryon Johnson (136) and Kam Martin (136) vs. Georgia Southern, 2017**  
 Quarterback rushed for 200 yards in a game ... Nick Marshall (214) at Tennessee, 2013  
 Quarterback rushed for 100 yards in a game ... Nick Marshall (100) at #3 Mississippi State, 2014  
 Quarterback rushed for 100 yards in back-to-back SEC games ... Nick Marshall vs. #15 LSU (119) and at #3 Mississippi State (100), 2014  
 Quarterback rushed for 100 yards in 3 games during a season ... Nick Marshall vs. Louisiana Tech (105), #15 LSU (119) and at #3 Mississippi State (100), 201  
 Rushed for 100 yards in six consecutive games ... Tre Mason at Arkansas (168), at Tennessee (117), vs. #25 Georgia (115), vs. #1 Alabama (164), vs. #5 Missouri [SECCG] (304), vs. #1 Florida State [BCSNC] (195), 2013  
 Rushed for 100 yards in four consecutive games ... Kamryn Pettway at Mississippi State (169), vs. #17 Arkansas (192), at Ole Miss (236), vs. Vanderbilt (173), 2016  
 Rushed for 100 yards in three consecutive games ... Kamryn Pettway at Mississippi State (169), vs. #17 Arkansas (192), at Ole Miss (236), vs. Vanderbilt (173), 2016  
 Rushed for 100 yards in consecutive games ... Kamryn Pettway at Mississippi State (169), vs. #17 Arkansas (192), at Ole Miss (236), vs. Vanderbilt (173), 2016  
 Rushed for 100 yards in four consecutive games vs. ranked opponents ... Tre Mason vs. #25 Georgia (115), vs. #1 Alabama (164), vs. #5 Missouri [SECCG] (304), vs. #1 Florida State [BCSNC], 2013  
 Rushed for 100 yards in three consecutive games vs. ranked opponents ... Tre Mason vs. #25 Georgia (115), vs. #1 Alabama (164), vs. #5 Missouri [SECCG] (304), vs. #1 Florida State [BCSNC], 2013  
 Rushed for 100 yards in consecutive games vs. ranked opponents ... Nick Marshall vs. #15 LSU (119) and at #3 Mississippi State (100), 2014  
 Rushed for 150 yards in four consecutive games ... Kamryn Pettway at Mississippi State (169), vs. #17 Arkansas (192), at Ole Miss (236), vs. Vanderbilt (173), 2016  
 Rushed for 150 yards in three consecutive games ... Kamryn Pettway at Mississippi State (169), vs. #17 Arkansas (192), at Ole Miss (236), vs. Vanderbilt (173), 2016  
 Rushed for 150 yards in consecutive games ... Kamryn Pettway at Mississippi State (169), vs. #17 Arkansas (192), at Ole Miss (236), vs. Vanderbilt (173), 2016  
 Rushed for 6 or more TDs in a game ... Carnell Williams vs. Mississippi St., 2003 (6)  
 Rushed for 5 or more TDs in a game ... Peyton Barber vs. San Jose' St., 2015 (5)  
 Rushed for 4 or more TDs in a game ... Peyton Barber at Arkansas, 2015 (4)  
 Rushed for 3 or more TDs in a game ... Kamryn Pettway at Mississippi St., 2016 (3)  
 Rushed for 2 or more TDs in a game ... Kam Martin (2) & Jeremy Johnson (2) vs. Alabama A&M, 2016  
 2 Players Rushed for 2 or more TDs in a game ... Kam Martin (2) & Jeremy Johnson (2) vs. Alabama A&M, 2016  
 Rushed for 3 TDs or more in consecutive games ... Tre Mason at Arkansas (4) & at Tennessee (3), 2013  
 QB Rushed for 2 or more TDs in a game ... Jeremy Johnson vs. Alabama A&M, 2016  
 QB Rushed for 2 or more TDs in back-to-back SEC games ... Nick Marshall vs. South Carolina (3), at #7 Ole Miss (2) & vs. Texas A&M (2), 2014  
 QB Rushed for 2 or more TDs in 3 straight SEC games ... Nick Marshall vs. South Carolina (3), at #7 Ole Miss (2) & vs. Texas A&M (2), 2014  
 Rushed for 2 or more TDs in four consecutive games ... Carnell Williams vs. Western Carolina (2), vs. Vanderbilt (2), at Mississippi State (2), vs. Syracuse (2), 2002  
 Rushed for 2 or more TDs in three consecutive games ... Nick Marshall vs. South Carolina (3), at #7 Ole Miss (2) & vs. Texas A&M (2), 2014  
 Rushed for a TD in 11 consecutive games ... Tre Mason at #6 LSU (2); vs. #24 Ole Miss (1); vs. WCU (2); at #7 Texas A&M (1); vs. Florida Atlantic (1); at Arkansas (4); at Tennessee (3); vs. #25 Georgia (1); vs. #1 Alabama (1); vs. #5 Missouri [SECCG] (4); vs. #1 Florida State (1), 2013  
 Rushed for a TD in 10 consecutive games ... Tre Mason at #6 LSU (2); vs. #24 Ole Miss (1); vs. WCU (2); at #7 Texas A&M (1); vs. Florida Atlantic (1); at Arkansas (4); at Tennessee (3); vs. #25 Georgia (1); vs. #1 Alabama (1); vs. #5 Missouri [SECCG] (4); vs. #1 Florida State (1), 2013  
 Rushed for a combined 11 TDs in 3 straight games ... Peyton Barber vs. San Jose' St. (5), at Kentucky (2), at Arkansas (4), 2015  
 Rushed for a combined 9 TDs in 3 straight games ... Cam Newton at Kentucky (4), vs. #12 Arkansas (3) and vs. #6 LSU (2), 2010  
 Rushed for a combined 8 TDs in 3 straight games ... Tre Mason at Arkansas (4), at Tennessee (3) and vs. #25 Georgia (1), 2013  
 Rushed for a combined 7 TDs in 3 straight games ... Nick Marshall vs. South Carolina (3), at #7 Ole Miss (2) & vs. Texas A&M (2), 2014



## LAST TIME...

Rushed for a combined 6 TDs in 3 straight games ... Kamryn Pettway at Mississippi St. (3), vs. #17 Arkansas (2), at Ole Miss (1), 2016  
 Rushed for a TD on his first career rush ... Jason Smith at Arkansas, 2015 (9 yds)

Passed for 450 yards in a game ... Nick Marshall at #2 Alabama, 2014 (456)  
 Passed for 400 yards in a game ... Nick Marshall at #2 Alabama, 2014 (456)  
 Passed for 300 yards in a game ... Nick Marshall at #2 Alabama, 2014 (456)  
 Attempted 50 passes in a game ... Dameyune Craig vs. Mississippi State, 1997 (54)  
 Attempted 40 passes in a game ... Nick Marshall at #2 Alabama, 2014 (43)  
 Threw five TDs in a game ... Chris Todd vs. Ball State, 2009 (5)  
 Threw four TDs in a game ... Jeremy Johnson vs. Western Carolina, 2013 (4)  
 Threw three TDs in a game ... Sean White vs. Arkansas State, 2016 (3)  
 Threw four TDs or more in consecutive games ... Chris Todd vs. West Virginia (4), vs. Ball State (5), 2009  
 Threw two TDs or more in five consecutive games ... Cam Newton at Ole Miss (2), vs. Chattanooga (4), vs. Georgia (2), at Alabama (3), vs. South Carolina (4), 2010  
 Threw a TD pass on Auburn's 1st pass of an SEC Championship Game ... Nick Marshall vs. #5 Missouri (38-yard TD pass to Sammie Coates in 1st qtr.), 2013

Had 500 yards total offense in a game ... Nick Marshall at #2 Alabama, 2014 (505)  
 Had 400 yards total offense in a game ... Nick Marshall at #2 Alabama, 2014 (505)  
 Had 300 yards total offense in a game ... Sean White vs. Arkansas State, 2016 (304)  
 Accounted for four or more TDs in a game ... Jeremy Johnson vs. Idaho, 2015 (2 rush, 2 pass)  
 Freshman Accounted for four or more TDs in a game ... Jeremy Johnson vs. Western Carolina, 2013 (4)  
 Two Players Accounted for three or more TDs in a game ... Tre Mason (3 rush) & Nick Marshall (2 rush, 1 pass) at Tennessee, 2013  
**Accounted for three or more TDs in a game ... Jarrett Stidham vs. Georgia Southern, 2017 (2 pass, 1 rush)**  
 Accounted for three TDs in consecutive games ... Nick Marshall vs. South Carolina, 2014 (3 rush, 1 pass), at #7 Ole Miss (2 pass, 2 rush) & vs. Texas A&M (2 rush, 1 pass), 2014  
 Accounted for three TDs in three consecutive games ... Nick Marshall vs. South Carolina, 2014 (3 rush, 1 pass), at #7 Ole Miss (2 pass, 2 rush) & vs. Texas A&M (2 rush, 1 pass), 2014  
 Accounted for three TDs in four consecutive games ... Cam Newton vs. Chattanooga (5), vs. Georgia (4), at Alabama (4), vs. South Carolina (6), 2010

Caught 15 passes in a game... Willie Gosha vs. Arkansas, 1995 (17)  
 Caught 12 or more passes in a game ... Darvin Adams vs. Northwestern [Outback], 2009 (12)  
 Caught 10 or more passes in a game ... Ricardo Louis vs. Jacksonville St., 2015 (10)  
**Caught seven or more passes in a game ... Ryan Davis at #3 Clemson, 2017 (8)**  
 Had 200 or more yards receiving in a game ... Sammie Coates at #2 Alabama, 2014 (206)  
 Had 150 or more yards receiving in a game ... Ricardo Louis at Kentucky, 2015 (154)  
 Had 100 yards receiving in three consecutive games ... Sammie Coates at No. 7 Texas A&M (104), vs. Florida Atlantic, 2013 & at Arkansas (102), 2013  
 Had 100 yards receiving in consecutive games ... Sammie Coates at No. 7 Texas A&M (104) & vs. Florida Atlantic, 2013 (113)  
 Had 100 or more yards receiving in a game ... Tony Stevens vs. ULM, 2016 (109)  
 Caught four or more TD passes in a game ... Alexander Wright vs. Pacific, 1989 (4)  
 Caught three or more TD passes in a game ... Darvin Adams vs. Furman, 2009 (3)  
 Caught two or more TD passes in a game ... Tony Stevens vs. Arkansas State, 2016 (2)  
 Caught a TD pass in consecutive games ... Jason Smith vs. #2 Alabama and vs. Memphis, 2015  
 Caught a TD pass in three consecutive games ... Sammie Coates at #7 Texas A&M, vs. Florida Atlantic and at Arkansas, 2013  
 Caught a TD pass in six consecutive games ... Emory Blake vs. South Carolina [SECCG], vs. Oregon [BCSNCG], vs. Utah State, vs. Mississippi State, at Clemson, vs. Florida Atlantic, 2010/11  
 Caught a TD pass in seven consecutive games ... Emory Blake at Alabama; vs. South Carolina [SECCG], vs. Oregon [BCSNCG], vs. Utah State, vs. Mississippi State, at Clemson, vs. Florida Atlantic, 2010/11  
 Caught 1 TD pass & had a rushing TD in the same game ... Stanton Truitt (45 yd catch/20 yd rush/31 yd rush) vs. #17 Arkansas, 2016  
 Receiver caught 1 TD pass & had a rushing TD in the same game... Stanton Truitt (45 yd catch/20 yd rush/31 yd rush) vs. #17 Arkansas, 2016  
 Running back caught 1 TD pass & had a rushing TD in the same game... Tre Mason (12 yd catch/37 yd rush) vs. FSU [BCSNCG], 2014  
 Caught 1 TD pass & had a punt return for a TD in the same game ... Quan Bray (2 TD receptions [44 & 37]) & a 76-yard punt return for a TD, vs. Louisiana Tech, 2014  
 Caught a TD pass on his first career catch ... Jalen Harris at Ole Miss, 2016 (15 yds)  
 Quarterback caught a TD pass ... Kiehl Frazier from Quan Bray vs. ULM, 2012  
 Quarterback caught a pass from himself ... Nick Marshall vs. Mississippi State, 2013  
 Running back caught two or more TD passes in a game ... Mario Fannin vs. Arkansas St., 2010 (2)  
 Running back caught a TD pass in consecutive games ... Mario Fannin vs. West Virginia, Ball State, 2009  
 Tight end caught two or more TD passes in a game ... Philip Lutzenkirchen vs. Ole

Miss, 2011 (2)  
 Tight end caught a TD pass in consecutive games ... CJ Uzomah vs. LA Tech, vs. LSU, 2014

Scored 18 or more points kicking ... Daniel Carlson vs. #17 LSU, 2016 (18)  
 Scored 15 or more points kicking ... Daniel Carlson at Ole Miss, 2016 (16)  
 Kicked 6 or more field goals in a game ... Daniel Carlson vs. #17 LSU, 2016 (6)  
 Kicked five or more field goals in a game ... Daniel Carlson vs. #17 LSU, 2016 (6)  
 Kicked four or more field goals in a game ... Daniel Carlson at #1 Alabama, 2016 (4)  
 Had 150 kickoff return yards in a game ... Tre Mason vs. Utah State, 2011 (176)  
 Had 100 punt return yards in a game ... Chris Davis at Tennessee, 2013 (127)  
 Scored four or more TDs ... Peyton Barber at Arkansas, 2015 (4)  
 Scored three or more TDs ... Stanton Truitt vs. #17 Arkansas, 2016 (2 rush, 1 rec)  
 Scored a rushing and receiving TD in a game ... Stanton Truitt vs. #17 Arkansas, 2016 (2 rushing, 1 receiving)

Had an 80-yard run ... John Franklin III vs. ULM, 2016 (82)  
 Had a 70-yard run ... Eli Stove vs. #17 Arkansas, 2016 (78)  
**Had a 60-yard run ... Kerryon Johnson vs. Georgia Southern, 2017 (60)**  
 Completed an 80-yard pass ... Nick Marshall to Sammie Coates at Arkansas, 2013 (88)  
 Completed a 70-yard pass ... Jeremy Johnson to Jason Smith vs. #2 Alabama, 2015 (77)  
 Completed a 60-yard pass ... Jeremy Johnson to Jason Smith vs. #2 Alabama, 2015 (77)

**Kicked a field goal of 50 or more yards ... Daniel Carlson vs. Georgia Southern, 2017 (50)**  
 Kicked a field goal of 50 or more yards in consecutive games ... Daniel Carlson, 2015; vs. Wisconsin [Outback Bowl] (51), vs. Louisville (56)  
 Kicked two field goals of 50+ yards in a game ... Win Lyle vs. Tennessee, 1987 (55, 52)  
 Had a 70-yard punt ... Kody Bliss vs. Tulane, 2006 (71)  
 Had a 60-yard punt ... Kevin Phillips vs. #7 Oklahoma, 2017 (63)  
 Had four punts of 50+ yards in a game ... Kevin Phillips at #13 LSU, 2015 (56, 50, 51, 52)  
 Had three punts of 50+ yards in a game ... Kevin Phillips at #13 LSU, 2015 (56, 50, 51, 52)  
 Had two punts of 50+ yards in a game ... Kevin Phillips vs. #7 Oklahoma, 2017 (63, 51)  
 Had four or more punts inside the 20 in a game ... Kevin Phillips at Georgia, 2016 (4)

Blocked a field goal in a game ... Maurice Swain vs. Alabama A&M, 2016  
 Blocked two field goals in a game ... Alton Moore at Georgia, 2001  
 Blocked a PAT attempt ... Montravious Adams at Ole Miss, 2016  
 Blocked two PAT attempts ... Charles Dorsey vs. LSU, 1998 (2)  
**Made 50 straight PAT attempts ... Daniel Carlson, 2014-17 (146)**  
 Blocked a punt in a game... Ryan Smith vs. Alabama, 2013  
 Blocked two punts in a game... Justin Fetsko vs. ULM, 2003 (2)

Had 15 or more tackles in a game... Daren Bates at Ole Miss, 2012 (16)  
 Intercepted three or more passes in a game ... Junior Rosegreen at Tennessee, 2004 (4)  
 Intercepted two or more passes in a game ... Daniel Thomas at #1 Alabama, 2016 (2)  
 Intercepted a pass in consecutive games ... Joshua Holsey at Ole Miss (1) & vs. Vanderbilt (1), 2016  
 Intercepted two or more passes in consecutive games ... Jonathan Jones at #13 Mississippi State (2) & vs. South Carolina (2), 2014  
 Intercepted a pass in three consecutive games ... Jerraud Powers, vs. Tennessee Tech, at Georgia; vs. Alabama, 2007  
 Recovered two fumbles in a game ... Montravious Adams at Mississippi St., 2016 (2)  
 Forced two fumbles in a game ... Corey Lemonier at Georgia, 2011 (2)  
 Forced and recovered a fumble ... Cassanova McKinzy at Vanderbilt, 2012  
 Intercepted a pass and had a fumble recovery in a game ... Montravious Adams vs. LA Tech, 2014  
 Had a player play on both offense and defense in the same game ... Johnathan Ford vs. Alabama A&M, 2016  
 Was ejected ... Deshaun Davis vs. Vanderbilt, 2016

## An Auburn Opponent

Scored 60 or more points ... Texas A&M, 2012 (63)  
 Scored 55 or more points ... at Arkansas (4 OT), 2015 (54)  
 Scored 40 or more points ... at Arkansas (4 OT), 2015 (54)

Had 400 or more yards rushing ... at #13 LSU, 2015 (411)  
 Had 350 or more yards rushing ... at #13 LSU, 2015 (411)  
 Had 300 or more yards rushing ... at #13 LSU, 2015 (411)  
 Had 250 or more yards rushing ... #2 Alabama, 2015 (286)  
 Had 50 or more rushing attempts ... #2 Alabama, 2015 (50)  
 Had five or more rushing TDs ... at #13 LSU, 2015 (5)

Had 500 yards passing ... Northwestern [Outback], 2009 (532)  
 Had 400 yards passing ... at Ole Miss, 2016 (465)  
 Had 350 yards passing ... at Ole Miss, 2016 (465)

## LAST TIME...

Had 300 yards passing ... at Ole Miss, 2016 (465)  
 Had 60 or more pass attempts ... Washington State, 2013 (65)  
 Had 50 or more pass attempts ... at Ole Miss, 2015 (59)  
 Had 40 or more pass attempts ... at Ole Miss, 2016 (59)  
 Had 30 or more pass completions ... at Ole Miss, 2016 (36)  
 Had 25 or more pass completions ... at #1 Alabama, 2016 (28)  
 Had five or more TDs passing ... South Carolina, 2014 (5)  
 Had four or more TDs passing ... at #2 Alabama, 2014 (4)  
 Had three or more TDs passing ... at Ole Miss, 2016 (3)  
 Had five passes intercepted ... Northwestern [Outback], 2009 (5)  
 Had four passes intercepted ... Northwestern [Outback], 2009 (5)

Had 600 yards total offense ... at #7 Texas A&M, 2013 (602)  
 Had 500 yards total offense ... vs. #7 Oklahoma, 2017 (524)  
 Had 400 yards total offense ... vs. #7 Oklahoma, 2017 (524)  
 Had five or more fumbles ... at Mississippi State, 2016 (5)  
 Lost four or more fumbles ... Mississippi State, 2002 (4)  
 Had four or more turnovers ... ULM, 2010 (3 fum/1 int)  
 Returned a punt for a TD ... Georgia, 2015 (Isaiah McKenzie, 53)  
 Returned a kickoff for a TD ... vs. #1 Florida State [BCSNC], 2013 (Kermit Whitfield, 100)  
 Returned an interception for a TD ... Memphis, 2015 (Reggis Ball, 53)  
**Returned a fumble for a TD ... vs. Georgia Southern, 2017 (Tomarcio Reese, 22)**  
 Returned a blocked punt for a TD ... Mississippi State, 2009 (Robert Elliott, 10)

Returned a blocked field goal for a TD ... Texas A&M, 2014 (Myles Garrett blocked Daniel Carlson's 41-yd FGA & Deshazor Everett returned it 65 yards)  
 Blocked an Auburn punt ... Mississippi State, 2009  
 Blocked an Auburn field goal ... Vanderbilt, 2016 (Zach Cunningham blocked a Daniel Carlson 35 yd FG attempt, recovered by Vanderbilt)  
 Blocked an Auburn PAT ... at Tennessee, 2013 (Daniel McCullers)  
 Had a successful on-side kick ... South Carolina, 2014 (Landon Ard kick, Skai Moore recovery)

**Held Auburn to 300 yards total offense ... at #3 Clemson, 2017 (117)**  
**Held Auburn to 200 yards total offense ... at #3 Clemson, 2017 (117)**  
**Held Auburn to 150 yards total offense ... at #3 Clemson, 2017 (117)**  
**Held Auburn below 100 yards rushing ... at #3 Clemson, 2017 (38)**  
**Held Auburn below 50 yards rushing ... at #3 Clemson, 2017 (38)**  
 Held Auburn to negative yards rushing ... Tennessee, 1997 (-15)  
**Held Auburn below 100 yds. passing ... at #3 Clemson, 2017 (79) (13-24 att)**  
 Held Auburn to 10 or fewer first downs ... at #1 Alabama, 2016 (7)  
**Sacked Auburn 10 or more times ... at #3 Clemson, 2017 (11)**  
 Had 10 or more penalties ... #7 Oklahoma, 2017 (10)  
 Had 0 penalties ... at #20 Kansas State, 2014 (0)  
 Had 100 or more yards in penalties ... #7 Oklahoma, 2017 (100)  
**Had no third down conversions ... Georgia Southern, 2017 (0-15)**  
 Had three 100-yard receivers in a game ... at #7 Ole Miss, 2014 (Evan Engram, 123; Vince Sanders, 105; Laquon Treadwell, 103)  
 Had two 100-yard receivers in a game ... Idaho, 2015 (Callen Hightower 161; Trent Cowan, 118)  
 Had a 200-yard rusher in a game ... #2 Alabama, 2015 (Derrick Henry, 271)  
 Had a 200-yard receiver in a game ... at #2 Alabama, 2014 (Amari Cooper, 224)  
 Had a 100-yard rusher and a 100-yard receiver ... #2 Clemson, 2016 (Wayne Gallman, 123 rush; Mike Williams, 174 rec.)  
 Had a 100-yard rusher and two 100-yard receivers ... Tulane, 2006 (Matt Forte, 117 rush; Preston Brown, 139 rec.; Damarcus Davis, 126 rec.)  
 Did not have a turnover ... #7 Oklahoma, 2017  
 Scored a safety ... LSU, 2012  
 Scored a two-point conversion ... at #Arkansas, 2015 (Jeremy Sprinkle pass from Brandon Allen & Kody Walker pass from Brandon Allen)  
 Had 40 minutes time of possession ... at #1 Alabama, 2016 (40:29)

## An Opposing Player

Rushed for 200 yards in a game ... Derrick Henry, #2 Alabama, 2015 (271)  
 Rushed for 150 yards in a game ... Derrick Henry, #2 Alabama, 2015 (271)  
 Had two players rush for 100 yards in a game ... Melvin Gordon (251) & Corey Clement (105), #17 Wisconsin [Outback Bowl], 2015 (251)  
 Rushed for 100 yards in a game ... Nick Chubb, Georgia, 2016 (101)  
 Quarterback rushed for 100 yards in a game ... Lamar Jackson, vs. Louisville, 2015 (106)

Passed for 500 yards in a game ... Mike Kafka, Northwestern [Outback], 2009 (532)  
 Passed for 400 yards in a game ... Chad Kelly, at Ole Miss, 2016 (465)  
 Passed for 350 yards in a game ... Chad Kelly, at Ole Miss, 2016 (465)  
 Passed for 300 yards in a game ... Chad Kelly, at Ole Miss, 2016 (465)

Attempted 70 passes in a game ... Mike Kafka, Northwestern [Outback], 2009 (78)

Attempted 60 passes in a game ... Connor Halliday, Washington State, 2013 (65)  
 Attempted 50 passes in a game ... Chad Kelly, at Ole Miss, 2016 (59)  
 Attempted 40 passes in a game ... Chad Kelly, at Ole Miss, 2016 (59)  
 Completed 40 passes in a game ... Mike Kafka, Northwestern [Outback], 2009 (47)  
 Completed 30 passes in a game ... Chad Kelly, at Ole Miss, 2016 (36)  
 Threw five or more TD passes in a game ... Dylan Thompson, South Carolina, 2014 (5)  
 Threw four or more TD passes in a game ... Blake Sims, at #2 Alabama, 2014 (4)  
 Threw three or more TD passes in a game ... Chad Kelly, at Ole Miss, 2016 (3)

Had 500 yards total offense ... Chad Kelly, at Ole Miss, 2016 (505)  
 Had 400 yards total offense ... Chad Kelly, at Ole Miss, 2016 (505)  
 Had 350 yards total offense ... Chad Kelly, at Ole Miss, 2016 (505)  
 Accounted for 5 or more TDs ... Blake Sims, at #2 Alabama, 2014 (5)  
 Accounted for 5 or more TDs in back-to-back seasons ... Johnny Manziel, #22 Texas A&M, 2012 (5), and at #7 Texas A&M, 2013 (5)

Threw, Ran and Caught a TD in a game ... Bo Wallace, Ole Miss, 2012 (2 rush, 1 pass, 1 rec.)

Caught 14 or more passes ... Josh Barge, Jacksonville St., 2015 (14)  
 Three or more players caught seven or more passes ... Laquon Treadwell (10), Evan Engram (8), Vince Sanders (7), at #7 Ole Miss, 2014  
 Had 200 yards receiving ... Amari Cooper (224), at #2 Alabama, 2014  
 Had 100 yards receiving ... ArDarius Stewart (127), #1 Alabama, 2016  
 Caught four or more TD passes ... Mike Evans, at #7 Texas A&M, 2013 (4)  
 Caught three or more TD passes ... Amari Cooper, at #2 Alabama, 2014 (3)  
 Caught two or more TD passes ... Drew Morgan, at Arkansas, 2015 (2)

Scored four TDs ... James Franklin, at #5 Missouri [SECCG], 2013 (3 pass, 1 rush)  
 Scored three TDs ... Leonard Fournette, at #13 LSU, 2015 (3 rush)

Had a 90-yard run ... Joe Adams, Arkansas, 2011 (92 [TD])  
 Had an 80-yard run ... Trayveon Williams, #17 Texas A&M, 2016 (89)  
 Had a 70-yard run ... Trayveon Williams, #17 Texas A&M, 2016 (89)  
 Had a 60-yard run ... Trayveon Williams, #17 Texas A&M, 2016 (89)  
 Completed a 99-yard pass ... AJ McCarron to Amari Cooper, #1 Alabama, 2013 (99)  
 Completed an 80-yard pass ... AJ McCarron to Amari Cooper, #1 Alabama, 2013 (99)  
 Completed a 70-yard pass ... Matt Linehan to Callen Hightower, vs. Idaho, 2015 (71)  
 Completed a 60-yard pass ... Chad Voytik to Christian Booker, vs. Arkansas State, 2016 (68)  
 Completed a 50-yard pass ... Jacob Eason to Riley Ridley, at Georgia, 2016 (57)

Kicked a 50-yard field goal ... Tommy Openshaw, Vanderbilt, 2016 (52)  
 Had a 70-yard punt ... JK Scott, at #2 Alabama, 2014 (70)  
**Had a 60-yard punt ... Matt Flynn, Georgia Southern, 2017 (61)**  
 Made five or more FGs ... Daniel LaCamera, #17 Texas A&M, 2016 (5)  
 Made four or more FGs ... Daniel LaCamera, #17 Texas A&M, 2016 (5)  
 Made three or more FGs ... Adam Griffith, #1 Alabama, 2016 (3)  
 Missed three or more FGS ... Jack Cantele, at #20 Kansas State, 2014 (3)  
 Had an 80-yard kickoff return ... K. Whitfield, vs. #1 FSU [BCS], 2013 (100, TD)

## Both Teams

Had a player return an interception for a touchdown ... Mississippi State, 2011 [AU Demetruce McNeal 43 yds; MSU Johnathan Banks 27 yds]  
 Combined for 1,217 yards of total offense ... Auburn (615) at #7 Texas A&M (602), 2013 (1,217)  
 Combined for 1,200 yards of total offense ... Auburn (677) vs. #5 Missouri [SECCG] (534), 2013 (1,211)  
 Combined for 1,100 yards of total offense ... #15 Auburn (554) at Ole Miss (570), 2016 (1,124)  
 Combined for 1,000 yards of total offense ... #15 Auburn (554) at Ole Miss (570), 2016 (1,124)  
 Had both a 100-yard rusher and a 100-yard receiver ... at #6 LSU, 2013 [AU Tre Mason 132 rushing yds & Sammie Coates 139 receiving yds; LSU Jeremy Hill 184 rushing yds & Jarvis Landry 118 receiving yds]

Items in **BOLD** set during 2017 season

## AUBURN OFFENSIVE CAREER BESTS

**16 • DEVIN ADAMS**

Completions.....1	Georgia Southern	9/2/17
Pass Attempts...2	Georgia Southern	9/2/17
Pass Yards.....1	Georgia Southern	9/2/17
Pass Long.....1	Georgia Southern	9/2/17
Rush Attempts...2	Georgia Southern	9/2/17
Rush Yards.....6	Georgia Southern	9/2/17
Rush Long.....5	Georgia Southern	9/2/17

**5 • DEVAN BARRETT**

Rush Attempts...5	Georgia Southern	9/2/17
Rush Yards.....26	Georgia Southern	9/2/17
Rush Long.....12	Georgia Southern	9/2/17

**80 • SAL CANNELLA**

Receptions.....1	Georgia Southern	9/2/17
Rec. Yards.....19	Georgia Southern	9/2/17
Rec. Long.....19	Georgia Southern	9/2/17

**43 • CEDRIC CHAMBERS**

Rush Attempts...4	vs. Ala. A&M	11/19/16
Rush Yards.....20	vs. Ala. A&M	11/19/16
Rush Long.....7	vs. Ala. A&M	11/19/16

**27 • CHANDLER COX**

Rush Attempts...4	Clemson	9/3/16
Rush Yards.....6	2x (last: at Georgia)	11/12/16
Rush Long.....6	at Georgia	11/12/16
Rush TDs.....1	vs. Oklahoma	1/2/17
Receptions.....2	at Mississippi St.	10/8/16
Receiving Yds...19	at Mississippi St.	10/8/16
Rec. Long.....15	Vanderbilt	11/5/16
Career Rush TD...1		

**3 • NATE CRAIG-MYERS**

Receptions.....1	5x (last: at Clemson)	9/9/17
Rec. Yards.....39	ULM	10/1/16
Rec. Long.....39	ULM	10/1/16
Rec. TDs.....1	ULM	10/1/16
Career Rec. TD...1		

**11 • KYLE DAVIS**

Receptions.....2	3x (last: at Miss. St.)	10/8/16
Rec. Yards.....58	ULM	10/1/16
Rec. Long.....48	ULM	10/1/16
Rec. TDs.....1	2x (last: vs. Ala. A&M)	11/19/16
Career Rec. TD...2		

**23 • RYAN DAVIS**

Receptions.....8	at Clemson	9/9/17
Rec. Yards.....56	ULM	10/1/16
Rec. Long.....23	ULM	10/1/16
Rec. TDs.....1	2x (last: Ga. Southern)	9/2/17
Career Rec. TD...2		
Rush Attempts...1	5x (last: vs. Oklahoma)	1/2/17
Rush Yards.....28	at Texas A&M	11/7/15
Rush Long.....28	at Texas A&M	11/7/15

**85 • JALEN HARRIS**

Receptions.....1	2x (last: vs. Oklahoma)	1/2/17
Rec. Yards.....15	at Ole Miss	10/29/16
Rec. Long.....15	at Ole Miss	10/29/16
Rec. TDs.....1	2x (last: vs. Oklahoma)	1/2/17
Career Rec. TD...2		

**33 • WILL HASTINGS**

Receptions.....4	Georgia Southern	9/2/17
Rec. Yards.....68	Georgia Southern	9/2/17
Rec. Long.....29	Arkansas St.	9/10/16
Rec. TDs.....1	2x (last: Ga. Southern)	9/2/17
Career Rec. TD...2		

**4 • NOAH IGBINOCHENE**

Rush Attempts...1	Georgia Southern	9/2/17
Rush Yards.....11	Georgia Southern	9/2/17
Rush Long.....11	Georgia Southern	9/2/17
Receptions.....1	Georgia Southern	9/2/17
Rec. Yards.....1	Georgia Southern	9/2/17
Rec. Long.....1	Georgia Southern	9/2/17
Kick Ret.....1	at Clemson	9/9/17
Kick Ret Yds....16	at Clemson	9/9/17
Kick Ret Lg.....16	at Clemson	9/9/17

**21 • KERRYON JOHNSON**

Rush Attempts 24	ULM	10/1/16
Rush Yards.....146	ULM	10/1/16
Rush Long.....60	Georgia Southern	9/2/17
Rush TD.....2	3x (last: at Ole Miss)	10/29/16
Receptions.....4	LSU	9/24/16
Receiving Yds...68	LSU	9/24/16
Rec. Long.....37	2x (last: at Ole Miss)	10/29/16
Rec. TD.....		
Kick Ret.....4	at Kentucky	10/15/15
Kick Ret Yds...111	at Kentucky	10/15/15
Kick Ret Lg.....42	Vanderbilt	11/5/16
AP Yards.....182	LSU	9/24/16
Career Rush TD 15		
Career TDs.....15		
100-yd Gm.....4		

**9 • KAM MARTIN**

Rush Attempts 21	vs. Ala. A&M	11/19/16
Rush Yards.....176	vs. Ala. A&M	11/19/16
Rush Long.....61	Georgia Southern	9/2/17
Rush TD.....2	vs. Ala. A&M	11/19/16
Receptions.....1	4x (last: at Clemson)	9/9/17
Rec. Yards.....42	at Mississippi St.	10/8/16
Rec. Long.....42	at Mississippi St.	10/8/16
Kick Ret.....1	2x (last: at Clemson)	9/9/17
Kick Ret Yds....19	at Clemson	9/9/17
Kick Ret Lg.....19	at Clemson	9/9/17
Career Rush TD...4		
100-yd Gm.....2		

**32 • MALIK MILLER**

Rush Attempts...9	ULM	10/1/16
Rush Yards.....45	ULM	10/1/16
Rush Long.....14	ULM	10/1/16
Rush TD.....1	ULM	10/1/16

**36 • KAMRYN PETTWAY**

Rush Attempts 39	at Mississippi St.	10/8/16
Rush Yards....236	at Ole Miss	10/29/16
Rush Long.....64	Arkansas St.	9/10/16
Rush TD.....3	at Mississippi St.	10/8/16
Receptions.....1	3x (last: at Miss. St.)	10/8/16
Rec. Yards.....12	at Arkansas	10/24/15
Rec. Long.....12	at Arkansas	10/24/15
Kick Ret.....1	at LSU	9/19/15
Kick Ret Yds....8	at LSU	9/19/15
Kick Ret Lg.....8	at LSU	9/19/15
AP Yards.....236	at Ole Miss	10/29/16
Career Rush TD...7		
100-yd Gm.....7		

**81 • DARIUS SLAYTON**

Receptions.....3	4x (last: Ga. Southern)	9/2/17
Rec. Yards.....56	vs. Oklahoma	1/2/17
Rec. Long.....56	vs. Oklahoma	1/2/17
Rec. TDs.....1	Vanderbilt	11/5/16

**8 • JARRETT STIDHAM**

Completions....23	at Kansas St.	11/5/15
Pass Attempts.33	at Kansas St.	11/5/15
Pass Yards.....419	at Kansas St.	11/5/15
Pass Yards (quarter)		
.....136	at Kansas St. (2nd Q.)	11/5/15
Pass TDs.....3	at Kansas St.	11/5/15
Interceptions....2	Oklahoma	11/14/15
Pass Long.....81	at Kansas St.	11/5/15
Rush Attempts 18	at Clemson	9/9/17
Rush Yards.....36	at Oklahoma St.	11/21/15
Rush TDs.....1	3x (last: Ga. Southern)	9/2/17
Rush Long.....16	at Oklahoma St.	11/21/15
150-Yd Pass.....4	last: Georgia Southern	9/2/17
Career Pass TD..14		
Career Rush TD...3		
Career TDs.....17		

**12 • ELI STOVE**

Rush Attempts...3	Arkansas	10/22/16
Rush Yards.....94	Arkansas	10/22/16
Rush Long.....78	Arkansas	10/22/16
Rush TD.....1	Arkansas	10/22/16
Receptions.....5	at Ole Miss	10/29/16
Rec. Yards.....87	at Alabama	11/26/16
Rec. Long.....55	at Alabama	11/26/16
AP Yards.....106	Arkansas	10/22/16
Rec. TDs.....		
Career TDs.....1		

**13 • SEAN WHITE**

Completions....20	Mississippi St.	9/26/15
Pass Attempts.32	at Arkansas	10/24/15
Pass Yards.....258	Ole Miss	10/31/15
Pass Yards (quarter)		
.....145	at Arkansas (4th Q.)	10/24/15
Pass TDs.....3	Arkansas St.	9/10/16
Interceptions....2	vs. Memphis	12/30/15
Pass Long.....48	ULM	10/1/16
Rush Attempts.11	Mississippi St.	9/26/15
Rush Yards.....61	Arkansas	10/22/16
Rush TDs.....1	2x (last: Arkansas)	10/22/16
Rush Long.....41	Arkansas	10/22/16
150-Yd Pass.....9	last: at Ole Miss	10/29/16
Career Pass TD..10		
Career Rush TD...2		
Career TDs.....12		

## AUBURN DEFENSIVE CAREER BESTS

**48 • MONTAVIOUS ATKINSON**

Tackles ..... 5 3x (last: vs. Oklahoma) 1/2/17  
 TFL ..... 1.5 Arkansas St. 9/10/16  
 Sacks ..... 1.0 at Clemson 9/9/17  
 Career Sacks... 1.0

**33 • K.J. BRITT**

Tackles ..... 1 Georgia Southern 9/2/17

**22 • JOHN BROUSSARD JR.**

Tackles ..... 1 3x (last: Ga. Southern) 9/2/17  
 PBU ..... 1 ULM 10/1/16

**5 • DERRICK BROWN**

Tackles ..... 6 Georgia Southern 9/2/17  
 Sacks ..... 1.0 3x (last: at Clemson) 9/9/17  
 TFL ..... 2.0 at Clemson 9/9/17  
 FR ..... 1 Clemson 9/3/16  
 PBU ..... 1 vs. Ala. A&M 11/19/16  
 Career Sacks.. 3.0

**93 • TYLER CARTER**

Tackles ..... 1 vs. Ala. A&M 11/19/16

**91 • NICK COE**

Tackles ..... 4 Georgia Southern 9/2/17  
 TFL ..... 1.0 Georgia Southern 9/2/17  
 Sacks ..... 0.5 at Clemson 9/9/17  
 Career Sacks.. 0.5 at Clemson 9/9/17

**9 • BYRON COWART**

Tackles ..... 2 4x (last: Ga. Southern) 9/2/17  
 TFL ..... 1.0 Arkansas 10/22/16  
 FF ..... 1 Texas A&M 9/17/16

**3 • MARLON DAVIDSON**

Tackles ..... 5 at Mississippi St. 10/8/16  
 TFL ..... 2.0 Georgia Southern 9/2/17  
 Sacks ..... 2.0 Georgia Southern 9/2/17  
 FF ..... 1 2x (last: at Clemson) 9/9/17  
 FR ..... 1 Arkansas 10/22/16  
 PBU ..... 2 Arkansas 10/22/16  
 Career Sacks.. 4.5

**6 • CARLTON DAVIS**

Tackles ..... 11 2x (last: at Clemson) 9/9/17  
 TFL ..... 1.0 4x (last: at Georgia) 11/12/16  
 INT ..... 1 3x (last: Texas A&M) 11/7/15  
 PBU ..... 3 2x (last: at Miss. St.) 10/8/16  
 FF ..... 1 2x (last: at Alabama) 11/26/16

**57 • DESHAUN DAVIS**

Tackles ..... 10 2x (last: at Alabama) 11/26/16  
 TFL ..... 4.0 at Alabama 11/26/16  
 PBU ..... 1 3x (last: at Georgia) 11/12/16

**13 • JAVARIS DAVIS**

Tackles ..... 6 at Alabama 11/26/16  
 TFL ..... 3.0 at Alabama 11/26/16  
 Sacks ..... 1.0 vs. Ala. A&M 11/19/16  
 PBU ..... 2 2x (last: at Georgia) 11/12/16  
 INT ..... 1 2x (last: Arkansas) 10/22/16  
 Career INT ..... 2  
 Career Sacks... 1.0

**12 • JAMEL DEAN**

Tackles ..... 4 at Clemson 9/9/17  
 TFL ..... 1.0 at Clemson 9/9/17  
 PBU ..... 1 at Clemson 9/9/17

**20 • JEREMIAH DINSON**

Tackles ..... 4 vs. Louisville 9/5/15  
 TFL ..... 0.5 Georgia Southern 9/2/17  
 FR ..... 1 at Clemson 9/9/17  
 PBU ..... 1 at Clemson 9/9/17

**4 • JEFF HOLLAND**

Tackles ..... 5 Georgia Southern 9/2/17  
 TFL ..... 2.0 Georgia Southern 9/2/17  
 Sacks ..... 1.0 5x (last: Ga. Southern) 9/2/17  
 FF ..... 1 2x (last: at Clemson) 9/9/17  
 FR ..... 1 LSU 9/24/16  
 PBU ..... 1 at Clemson 9/9/17  
 Career Sacks.. 4.5

**10 • PAUL JAMES III**

Tackles ..... 2 2x (last: Ga. Southern) 9/2/17  
 TFL ..... 1.0 Texas A&M 9/17/16  
 PBU ..... 1 Clemson 9/3/16

**28 • TRAY MATTHEWS**

Tackles ..... 12 at Auburn 11/16/13  
 TFL ..... 1.0 2x (last: Idaho) 11/21/15  
 PBU ..... 2 North Texas 3/21/13  
 Interceptions... 1 4x (last: at Georgia) 11/12/16  
 FF ..... 1 3x (last: Vanderbilt) 11/5/16  
 FR ..... 1 at Clemson 9/9/17

**51 • RICHARD McBRYDE**

Tackles ..... 2 Arkansas 10/22/16  
 PBU ..... 1 vs. Ala. A&M 11/19/16

**55 • T.D. MOULTRY**

Tackles ..... 1 Georgia Southern 9/2/17

**15 • JORDYN PETERS**

Tackles ..... 2 Georgia Southern 9/2/17

**14 • STEPHEN ROBERTS**

Tackles ..... 9 at Ole Miss 10/29/16  
 TFL ..... 2.0 Georgia Southern 9/2/17  
 PBU ..... 1 5x (last: at Miss. St.) 10/8/16  
 INT ..... 1 2x (last: vs. Ala. A&M) 11/19/16  
 Career INT ..... 2  
 Punt Ret ..... 3 vs. Ala. A&M 11/19/16  
 Punt Ret Yds.. 58 at Alabama 11/26/16  
 Punt Reg Long 58 at Alabama 11/26/16

**19 • NICK RUFFIN**

Tackles ..... 10 Clemson 9/3/16  
 TFL ..... 1.0 Texas A&M 9/17/16  
 PBU ..... 2 2x (last: Texas A&M) 9/17/16

**95 • DONTAVIUS RUSSELL**

Tackles ..... 7 at Arkansas 10/24/15  
 Sacks ..... 1.5 vs. Louisville 9/5/15  
 TFL ..... 2.5 vs. Louisville 9/5/15  
 FR ..... 1 San Jose' St. 10/3/15  
 PBU ..... 1 3x (last: at Georgia) 11/12/16  
 Career Sacks.. 2.0

**25 • JASON SMITH**

Receptions ..... 2 5x (last: Vanderbilt) 11/5/16  
 Rec. Yards ..... 82 Alabama 11/28/15  
 Rec. Long ..... 77 Alabama 11/28/15  
 Rec. TDs ..... 1 2x (last: Memphis) 12/30/15  
 Rush Attempts.. 2 Alabama 11/28/15  
 Rush Yards ..... 24 at Texas A&M 11/7/15  
 Rush Long ..... 24 at Texas A&M 11/7/15  
 Rush TD ..... 1 at Arkansas 10/24/15  
 AP Yards ..... 85 Alabama 11/28/15  
 Kick Returns... 1 at Alabama 11/26/16  
 KR Yards ..... 20 at Alabama 11/26/16  
 KR Long ..... 20 at Alabama 11/26/16  
 Career Rec. TD... 2  
 Career Rush TD.. 1  
 Career TDs ..... 3

**24 • DANIEL THOMAS**

Tackles ..... 6 at Alabama 11/26/16  
 TFL ..... 1.5 vs. Ala. A&M 11/19/16  
 PBU ..... 1 2x (last: Ga. Southern) 9/2/17  
 Interceptions... 2 at Alabama 11/26/16  
 Career INT ..... 3

**42 • TRE' THREAT**

Tackles ..... 3 vs. Ala. A&M 11/19/16  
 TFL ..... 1.0 vs. Ala. A&M 11/19/16

**94 • TYRONE TRUESELL**

Tackles ..... 1 Georgia Southern 9/2/17

**97 • GARY WALKER**

Tackles ..... 1 2x (last: Arkansas) 10/22/16  
 TFL ..... 1.0 ULM 10/1/16  
 Safety ..... 1 ULM 10/1/16

**79 • ANDREW WILLIAMS**

Tackles ..... 3 2x (last: Ga. Southern) 9/2/17  
 Sacks ..... 1.0 3x (last: Arkansas) 10/22/16  
 TFL ..... 1.0 3x (last: Arkansas) 10/22/16  
 Career Sacks.. 3.0

**49 • DARRELL WILLIAMS**

Tackles ..... 11 Vanderbilt 11/5/16  
 TFL ..... 1.0 3x (last: Ga. Southern) 9/2/17  
 Sacks ..... 0.5 at Clemson 9/9/17  
 FF ..... 1 Clemson 9/3/16  
 PBU ..... 1 2x (last: vs. Ala. A&M) 11/19/16  
 Career Sacks.. 0.5

**30 • TRE' WILLIAMS**

Tackles ..... 10 3x (last: Ga. Southern) 9/2/17  
 TFL ..... 2.0 Georgia Southern 9/2/17  
 Sacks ..... 2.0 Georgia Southern 9/2/17  
 FR ..... 1 Idaho 11/21/15  
 PBU ..... 1 at Ole Miss 10/29/16  
 Career Sacks.. 3.5

## SPECIALISTS

**39 • DANIEL CARLSON**

FG Attempts..... 6 LSU 9/24/16  
 FGs Made ..... 6 LSU 9/24/16  
 Career Long ..... 56 vs. Louisville 9/5/15  
 FG Blocked ..... 1 3x (last: Vanderbilt) 11/5/16  
 Touchbacks ..... 7 5x (last: Ga. Southern) 9/2/17  
 Punts ..... 6 at Miss. State 10/11/14  
 Punt Avg ..... 53.3 Arkansas 8/30/14  
 Long Punt ..... 62 Arkansas 8/30/14  
 Inside 20 ..... 2 5x (last: Wisconsin) 1/1/15  
 Rush Attempts.. 1 Arkansas St. 9/10/16  
 Rush Yards ..... 20 Arkansas St. 9/10/16  
 Rush TDs ..... 1 Arkansas St. 9/10/16  
 Rush Long ..... 20 Arkansas St. 9/10/16

**43 • IAN SHANNON**

Punts ..... 8 at Clemson 9/9/17  
 Punt Avg ..... 42.0 Georgia Southern 9/2/17  
 Long Punt ..... 49 at Clemson 9/9/17  
 Inside 20 ..... 3 at Clemson 9/9/17  
 TB (punting) ..... 2 ULM 10/1/16  
 TB (kickoff) ..... 2 vs. Ala. A&M 11/19/16



## AUBURN COACHING STAFF SPEED ROSTER

**Gus Malzahn**

Head Coach

**Rodney Garner**Associate Head Coach/  
Defensive Line**Chip Lindsey**

Offensive Coordinator/QBs

**PRESS BOX****Kevin Steele**

Defensive Coordinator

**PRESS BOX****Kodi Burns**Co-Offensive Coordinator/  
Wide Receivers**Greg Brown**

Secondary

**Herb Hand**

Offensive Line

**Tim Horton**Running Backs/  
Special Teams**Larry Porter**

Tight Ends/H-Backs

**Travis Williams**

Linebackers