



2017 AUBURN VOLLEYBALL

AUBURN ATHLETICS COMMUNICATIONS: 392 SOUTH DONAHUE DRIVE || AUBURN, AL 36830 || AUBURNTIGERS.COM || @AUBURNVB

2017 SCHEDULE/RESULTS

5-1, 0-0 SEC

DATE OPPONENT TIME/TV/RESULT

Hyatt Regency Invitational - Atlanta, Ga.

Aug. 25	at Georgia Tech	5 p.m.	W, 3-0
Aug. 26	vs. No. 17 Michigan State	11 a.m.	L, 0-3
	vs. Furman	5 p.m.	W, 3-1

Aug. 29 **ALABAMA STATE** 7 p.m. W, 3-0

SEC vs. ACC Challenge - San Juan, Puerto Rico

Sept. 2	vs. No. 16 North Carolina	5 p.m.	W, 3-1
Sept. 3	vs. North Carolina State	5 p.m.	W, 3-2

War Eagle Invitational - Auburn, Ala.

Sept. 8	SOUTH ALABAMA	6 p.m.	SEC+
Sept. 9	CLEMSON	6 p.m.	SEC+

UM/FIU Invitational - Miami, Fla.

Sept. 15	vs. James Madison	10:30 a.m.	-
	at Florida Invitational	6:30 p.m.	-
Sept. 16	at Miami (Fla.)	10:30 a.m.	-

Sept. 22	at Ole Miss*	6:30 p.m.	SEC+
Sept. 24	at Georgia*	12:30 p.m.	SEC+
Sept. 29	MISSOURI*	7 p.m.	SEC+
Oct. 1	ARKANSAS*	1:30 p.m.	SEC+
Oct. 4	at Tennessee*	7 p.m.	SECN
Oct. 8	at Kentucky*	1 p.m.	ESPNU
Oct. 13	LSU*	7 p.m.	SEC+
Oct. 15	at Texas A&M	1:30 p.m.	SEC+
Oct. 18	SOUTH CAROLINA*	7 p.m.	SECN
Oct. 22	FLORIDA*	1:30 p.m.	SEC+
Oct. 29	at South Carolina*	12:30 p.m.	SEC+
Nov. 1	ALABAMA*	7 p.m.	SECN
Nov. 9	TENNESSEE*	7 p.m.	SEC+
Nov. 12	KENTUCKY*	1:30 p.m.	SEC+
Nov. 15	at LSU*	7 p.m.	SECN
Nov. 19	MISSISSIPPI STATE*	1:30 p.m.	SEC+
Nov. 22	at Florida*	6 p.m.	ESPNU
Nov. 25	at Arkansas*	1 p.m.	SEC+

All times Central. Home Matches in **BOLD CAPS**.

+ = SEC Network +/-ESPN3.com ACCN = ACC Network Extra

AUBURN ATHLETICS COMMUNICATIONS

KIRK SAMPSON..... Associate AD
 sampska@auburn.edu
 KENDRA WILLARD..... Volleyball Contact
 kal0014@auburn.edu
 C: 614-929-8029

Web..... AuburnTigers.com
 Twitter..... @AuburnVB
 Instagram..... @auburnvolleyball
 Office Phone..... (334) 844-9800

MATCH 7

SOUTH ALABAMA

Friday, Sept. 8 • 6 p.m. CT
Auburn, Ala. • Auburn Arena



MATCH 8

CLEMSON

Saturday, Sept. 9 • 6 p.m. CT
Auburn, Ala. • Auburn Arena



Site..... Auburn, Ala.
 Venue..... Auburn Arena
 TV..... SEC Network+ (WatchESPN)
 Live Stats..... AuburnTigers.com
 Twitter..... @AuburnVB
 Series Record vs. South Alabama..... Auburn leads 19-8
 in Auburn..... Auburn leads 5-4
 Trend..... Auburn has won six-straight
 Last Meeting..... 9/9/06 in Mobile
 Auburn, 3-0 (30-24, 30-10, 30-20)
 Series Record vs. Clemson..... Clemson leads 13-4
 in Auburn..... Tied at 2-2
 Trend..... Clemson has won seven of last eight
 Last Meeting..... 9/17/05 in Auburn
 Auburn, 3-0 (30-24, 30-26, 30-20)

AUBURN	Rankings.....	N/R
	2017 Record.....	5-1
	Head Coach.....	Rick Nold
Record at AU (Year).....		98-90 (7th)
SOUTH ALABAMA	Rankings.....	N/R
	2017 Record.....	3-3
	Head Coach.....	Amy Hendrichovsky
Record at USA (Year).....		71-83 (6th)
CLEMSON	Rankings.....	N/R
	2017 Record.....	4-3
	Head Coach.....	Michaela Franklin
Record at Clemson.....		4-3 (1st)

THREE HITS

1 The Tigers had a successful showing in Puerto Rico, going 2-0 in ACC/SEC Puerto Rico Clasico. The team beat then-No. 16 North Carolina in four sets and followed with a 3-2 comeback win over NC State.

2 Auburn's meeting with Clemson Saturday will be the fourth in the early season against an ACC school. Aside from the two in Puerto Rico, the Tigers opened the season at Georgia Tech and defeated the Yellow Jackets in three sets. Auburn is set to close out the non-conference slate at Miami (Fla.) next weekend.

3 Middle blocker Shaina White is second in the Southeastern Conference in hitting percentage, having a .439 mark on the year. In addition, setter Alexa Filley is fourth in the league with a 10.55 assists/set average.

AUBURN'S POTENTIAL STARTERS



BRENNA MCILROY #8 • OH • JR • 5-11	GWYN JONES #10 • RS • SO • 6-3	SHAINA WHITE #4 • MB • SO • 6-1	ANNA STEVENSON #22 • MB • FR • 6-1	KARIS BEASLEY #9 • DS • SO • 6-9	ALEXA FILLEY #21 • S • SR • 5-9	JESSE EARL #3 • L • SR • 5-8
K/S: 2.68	K/S: 2.41	K/S: 2.59	K/S: 1.89	K/S: .00	K/S: 1.27	K/S: .00
HIT%: .186	HIT%: .207	HIT%: .439	HIT%: .113	A/S: .14	A/S: 10.55	A/S: 1.18
D/S: 2.73	D/S: .45	D/S: .64	D/S: .26	D/S: 1.64	D/S: 2.73	D/S: 4.14
B/S: .32	B/S: .41	B/S: .50	B/S: .63	SA/S: .36	B/S: .27	SA/S: .36
P/S: 3.00	P/S: 2.61	P/S: 3.00	P/S: 2.29	P/S: .36	P/S: 1.64	P/S: .36
SA/S: .14	A/S: .00	SA/S: .09	A/S: .05	SA/S: .23		

K/S: kills per set • HIT%: hitting percentage • D/S: digs per set • B/S: blocks per set • A/S: assists per set • SA/S: aces per set • P/S: points per set

#WarEagle



AuburnTigers.com



@AuburnVB | @AuburnTigers
@CoachRickNold



/AuburnVB
/AuburnTigers

TEAM SCHEDULE AND MEDIA AVAILABILITY » WEEK OF SEPTEMBER 4 - 10

MONDAY September 4	TUESDAY September 5	WEDNESDAY September 6	THURSDAY September 7	FRIDAY September 8	SATURDAY September 9	SUNDAY September 10
TRAVEL DAY	OFF	PRACTICE 4:00 p.m. - 6:00 p.m. Auburn Arena Interviews by request	PRACTICE 4:00 p.m. - 6:00 p.m. Auburn Arena Interviews by request	MATCH 6 p.m. Auburn vs. South Alabama Auburn Arena	MATCH 12 p.m. South Alabama vs. Clemson 6 p.m. Auburn vs. Clemson Auburn Arena	OFF

AUBURN ATHLETICS COMMUNICATIONS

QUICK FACTS

AUBURNTIGERS.COM

For updated game notes, statistics and all the latest information on Auburn volleyball and game weekend activities, go to AuburnTigers.com.

INTERVIEW POLICY

Coach Nold, assistant coaches and all athletes are available for phone and personal interviews by contacting Kendra Willard in the media relations office. Post-match interviews will be conducted on the court or in the media room following a 10-minute cooling-off period.

CREDENTIALS

Anyone wishing to cover an Auburn volleyball match should contact Kendra Willard in the communications office at least one day in advance in order to make the proper arrangements. Credentials are not required for attendance at the match, but those wishing to reserve a seat on press row should provide advance notice.

MATCH DAY SERVICES

Notes for both teams and flip cards will be provided prior to the match. Stats will be distributed between sets and after the match. Wireless internet is available in the Arena; ask Kendra Willard for the password.

VIDEO SERVICES

FTP feeds of selected Auburn volleyball highlights are available for the media. A number of studio and satellite services may be arranged for electronic media by calling Blake Leach in the Auburn video services office at 334.750.4322 or by emailing blake.leach@auburn.edu.

PHOTO SERVICES

For photos of Auburn volleyball or anything pertaining to Auburn Athletics, contact Wade Rackley at 334-750-6907 or via email at wwr0004@auburn.edu

COMMUNICATIONS STAFF

Kendra Willard	Volleyball contact
cell: 614-929-8029	
email: kal0014@auburn.edu	
Kirk Sampson	Associate AD
cell: 334-750-1385	
email: sampska@auburn.edu	
Cassie Arner	SEC Network/TV contact
cell: 334-750-0502	
email: carner@auburn.edu	

GENERAL INFORMATION

Location	Auburn, Ala.
Founded	1856
Enrollment	25,469
Nickname	Tigers
Colors	Burnt Orange and Navy Blue
Facility (Capacity)	Auburn Arena (9,121)
President	Dr. Steven Leath
Director of Athletics	Jay Jacobs
Sr. Assoc. AD/SWA	Meredith Jenkins
Sport Administrator	David Mines

VOLLEYBALL HISTORY

First Year of Volleyball	1967
	(discontinued 1981; reinstated 1986)
All-Time Record	626-618-4 (.502)
All-Time SEC Record (since 1986)	169-299 (.361)
All-Time Home Record (since 1986)	209-175 (.543)
at Auburn Arena (since 2013)	37-22 (.621)
NCAA Tournament Appearances	1
Last NCAA App./Result	2010 - Second Round
SEC Championships	1
Last	1996 - Co-West Champions

COACHING STAFF

Head Coach	Rick Nold
Alma Mater, Year	Louisville, 1998
Year at Auburn	Seventh
Overall Record	270-188 (.590) / 16th year
Auburn Record	98-90 (.521) / 7th year
Assistant Coach	Eysha Ambler
Alma Mater, Year	Jacksonville State, 2001
Year at Auburn	Seventh
Assistant Coach	Alex Wilharm
Alma Mater, Year	Clarke, 2011
Year at Auburn	Third
Director of Operations	Paige Wetzell
Athletic Trainer	Marie Siler
Strength & Conditioning Coach	Bryan Karkoska
Student Manager	Morgan Brackin

GAMEDAY EXPERIENCE: AUBURN ARENA

» Auburn Arena is in its fifth season as home of Auburn Volleyball. The Tigers are 36-22 since moving to the Arena in 2013. The facility seats approximately 2,000 fans for volleyball and 9,121 for basketball.



TEAM INFORMATION

2016 Record	15-16
2016 SEC Record	9-9
SEC Finish	t-5th
Starters Returning/Lost	4+Libero/1
Letterwinners Returning/Lost	8/9
Newcomers	6

FIRST SERVE

» The Auburn volleyball team is set to host the annual War Eagle Invitational, Sept. 8-9, in Auburn Arena. The Tigers welcome South Alabama and Clemson for the two-day tournament, opening with a match vs. the Jaguars Friday at 6 p.m. CT. USA and Clemson go head-to-head Saturday at 12 p.m. CT and the two Tiger squads close out the weekend that evening with another 6 p.m. CT match.

» Auburn has an all-time record of 626-618-4 (.502) in its 46th full season of volleyball. The Tigers hold a 169-299 record in SEC play.

» Head Coach Rick Nold stands at 98-90 in his seventh season on the Plains and is the fourth-winningest coach in Auburn volleyball history.

» Auburn's 2017 schedule features nine 2016 NCAA Tournament participants.

» The Tiger roster features four seniors, two juniors, four sophomores, and four freshmen.

LAST TIME OUT

» The Tigers had a successful showing at the ACC/SEC Puerto Rico Clasico in Bayamon, P.R., last weekend, taking on then-No. 16 North Carolina and NC State in the Coliseo Ruben Rodriguez.

» Auburn opened with a 3-1 upset win over the nationally-ranked Tar Heels Saturday, Sept. 2. The squad followed with a 3-2 comeback win vs. the Wolfpack Sunday, Sept. 3.

» The Tigers were led by senior Macy Reece and sophomore Shaina White offensively against UNC as Reece totaled a season-best 13 kills. White chipped in 11, while Brenna McLroy, Gwyn Jones, and Anna Stevenson each had nine kills.

» Defensively, a trio of Tigers reached season-bests in digs vs. the Tar Heels. Senior libero Jesse Earl led the way with 20 and McLroy and freshman Payton White totaled 14 apiece.

» Despite a slow start vs. the Wolfpack, Auburn came back to top NC State by winning the final two sets. Jones led the way with 14 kills with S. White having 12.

» Senior setter Alexa Filley picked up her third double-double of the year, totaling 44 assists and 12 digs. McLroy notched 11 kills and 10 digs for the Tigers.

» S. White found success at the net defensively, reaching a career high with five blocks. Earl had 16 digs, while P. White finished with 11.

UP NEXT

» Auburn caps its non-conference slate on the road, traveling to Miami, Fla., for the UM/FIU Invitational. The Tigers are set to face James Madison and Florida International Friday,

Sept. 15, on FIU's campus. The team then concludes the weekend with a 10:30 a.m. CT match at Miami Saturday, Sept. 16.

SCOUTING SOUTH ALABAMA

» The South Alabama Jaguars come to The Plains with a 3-3 mark on the season. The team recently held the Jaguar Invitational and came away with a 2-1 record on the weekend, falling to Alabama before defeating McNeese State and Southern Miss. USA then traveled to Montgomery Tuesday and swept Alabama State, 3-0.

» Junior Kristina Alabasto and sophomore Kelley Hartman were placed on the All-Tournament team following the weekend's competition. The pair are second and third on the squad, respectively, with a 2.48 and 2.17 kills per set average on the season.

» Sophomore Iva Durdanovic leads USA with 69 kills on the year and a 3.00 kills/set average.

» Redshirt senior Abby Baker leads the backrow with 91 digs on the year and a 3.96 digs/set average.

A WIN OVER SOUTH ALABAMA WOULD...

» Would be Auburn's 20th win over the Jaguars in program history.

» Be the team's fifth-straight victory on the season.

AUBURN-SOUTH ALABAMA SERIES

» Auburn holds a 19-8 overall mark in the series history that dates back to 1975.

» The two squads have only met twice since the turn of the century with Auburn taking both matches.

» The Tigers and the Jaguars last met in 2006 in Mobile where AU swept South Alabama in three sets.

SCOUTING CLEMSON

» The Clemson Tigers stand at 4-3 overall and are coming off a 1-2 showing at the Yale Invitational this past weekend. The team fell to Rhode Island in four sets to open up competition Friday and followed with a sweep of Delaware early Saturday. The Tigers dropped a three-set match to tournament host Yale to cap the road trip.

» Head coach Michaela Franklin is in her first season with the program.

» Sophomore Kaylin Korte leads the Tigers in offense, having 93 kills and a 3.72 kills/set average. Junior setter Caroline Pearson is averaging 10.54 assists/set on the year.

» Freshman libero Madi Howell has totaled 80 digs on the year for a 3.20 average.

PLAYER TO WATCH: GWYN JONES

» Sophomore Gwyn Jones had a successful showing in Puerto Rico, helping the Tigers come away with two big victories over ACC opponents. Highlighting her performances was the 14 kills in the team's 3-2 win over NC State, Sept. 3.



SEC STANDINGS & SCHEDULE

	<i>(as of Sept. 7)</i>					
	SEC Matches			All Matches		
	W	L	Pct.	W	L	Pct.
LSU	0	0	.000	6	0	1.000
Florida	0	0	.000	4	0	1.000
Arkansas	0	0	.000	6	1	.857
Georgia	0	0	.000	6	1	.857
AUBURN	0	0	.000	5	1	.833
Kentucky	0	0	.000	5	2	.714
Alabama	0	0	.000	4	2	.667
South Carolina	0	0	.000	4	2	.667
Tennessee	0	0	.000	4	2	.667
Mississippi State	0	0	.000	5	3	.625
Ole Miss	0	0	.000	4	3	.571
Texas A&M	0	0	.000	2	2	.500
Missouri	0	0	.000	3	4	.429

THIS WEEK IN THE SEC

Monday, September 4

#13 Kentucky 0, #7 Kansas 7
Mississippi State 3, La Tech 0

Tuesday, September 5

Arkansas 3, Oral Roberts 0

Thursday, September 7

Ole Miss vs. Northwestern St. - 11 a.m.
Ole Miss vs. Austin Peay - 7 p.m.

Friday, September 8

Alabama vs. Tennessee State - 10 a.m.
Alabama vs. Hofstra - 7:30 p.m.
Arkansas vs. #19 USC - 2:30 p.m.
Arkansas vs. Yale - 6:30 p.m.
Auburn vs. South Alabama - 6 p.m.
#2 Florida vs. #21 Michigan State - 4 p.m.
Georgia at Davidson - 6 p.m.
LSU at High Point - 5 p.m.
Ole Miss vs. Mercer - 6 p.m.
Mississippi State vs. McNeese - 10 a.m.
Mississippi State vs. Stetson - 5 p.m.
Missouri vs. Green Bay - 5:30 p.m.
South Carolina vs. Eastern Kentucky - 12 p.m.
South Carolina vs. Miami (OH) - 6 p.m.
Tennessee at #20 Florida State - 5 p.m.
Texas A&M vs. Lipscomb - 6 p.m.

Saturday, September 9

Alabama vs. Furman - 12 p.m.
Arkansas at UC Santa Barbara - 9 p.m.
Auburn vs. Clemson - 6 p.m.
Georgia vs. Wofford - 11 a.m.
Georgia vs. FGCU - 3 p.m.
#13 Kentucky vs. Loyola (Ill.) - 6 p.m.
LSU vs. LIU Brooklyn - 2 p.m.
Mississippi State at Houston - 12:30 p.m.
Mississippi State vs. Louisiana-Lafayette - 7:30 p.m.
Missouri vs. #15 San Diego - 11 a.m.
Missouri at #18 Utah - 8 p.m.
South Carolina vs. Radford - 1 p.m.
Tennessee vs. Florida A&M - 12 p.m.
Texas A&M at #6 Wisconsin - 7 p.m.

Sunday, September 10

#13 Kentucky at Marquette - 1 p.m.
LSU at North Carolina - 12 p.m.
Tennessee vs. Kennesaw State - 2 p.m.

AVCA Top 25

Rk	Team	Record (Sept. 4)	Previous Week
1	Minnesota	5-0	2
2	Florida	4-0	3
3	Penn State	5-0	5
4	Stanford	4-1	1
5	Texas	4-1	4
6	Wisconsin	5-0	6
7	Kansas	6-0	9
8	Washington	5-1	8
9	Creighton	5-1	7
10	BYU	6-0	10
11	UCLA	5-0	11
12	Nebraska	3-2	12
13	Kentucky	5-1	13
14	Oregon	4-1	14
15	San Diego	4-2	17
16	Michigan	5-1	19
17	Purdue	6-0	21
18	Utah	5-1	22
19	USC	4-2	18
20	Florida State	5-1	15
21	Michigan State	5-1	23
22	Iowa State	5-0	25
23	Wichita State	6-0	NR
24	Ohio State	4-2	20
25	Colorado State	5-1	NR

Also receiving votes: **North Carolina**, Northern Iowa, Illinois, Washington State, Western Kentucky, Missouri, **Miami (Fla.)**, Lipscomb, Cal Poly, Baylor

Inside the Matchup

Auburn vs. South Alabama 19-8 (.704)

In Auburn: 5-4
In Mobile: 6-2
Neutral: 8-2

Last 10 Meetings

Year	Location	Result	Score
1980	Auburn	L	0-3
1980	Neutral	W	2-1
1980	Neutral	W	2-1
1986	Neutral	L	1-3
1987	Mobile	W	3-2
1988	Auburn	W	3-0
1988	Mobile	W	3-0
1993	Auburn	W	3-0
2000	Neutral	W	3-0
2006	Mobile	W	3-0

Auburn vs. Clemson 4-13 (.235)

In Auburn: 2-2
In Clemson: 1-6
Neutral: 1-5

Last 10 Meetings

Year	Location	Result	Score
1989	Auburn	W	3-2
1991	Clemson	W	3-0
1992	Neutral	L	2-3
1993	Clemson	L	1-3
1994	Neutral	L	0-3
1995	Clemson	L	1-3
1997	Auburn	L	2-3
1998	Clemson	L	0-3
2000	Auburn	L	1-3
2005	Auburn	W	3-0

A WIN OVER CLEMSON WOULD...

- » Give Auburn its fourth win this season over an ACC opponent.
- » Be the team's fifth victory vs. Clemson in program history.

AUBURN-CLEMSON SERIES

- » Clemson has enjoyed a lot of success over Auburn since the series started in 1979, holding a 13-4 advantage.
- » The teams last met in 2005 as Auburn hosted Clemson and took away a three-set victory.

NOLD INCHES CLOSER TO 100

- » In his seventh season at Auburn, head coach Rick Nold has a 98-90 overall record on the Plains. With just two wins to go, Nold will become the third coach in program history to record 100 or more wins while with the Tigers.
- » He is the fourth-winningest coach in Auburn volleyball history, moving into that spot with his 55th Auburn victory, a 3-2 win over Northwestern State in 2015.

Coach	Years at Auburn	Record
Sandra Newkirk	1967-79	134-107-4 (.556)
Pat Ghastin	1986-90	105-77 (.577)
Liz Underwood	1992-97	99-77 (.577)
Rick Nold	2011-present	98-90 (.521)

TOPPING RANKED OPPONENTS

- » With the 3-1 win over then-No. 16 North Carolina last Saturday, Auburn has totaled five victories over a ranked opponent in program history.
- » Under head coach Rick Nold, the Tigers have topped four nationally-ranked teams, including three-straight seasons with an upset on record.
- » Nold's first win over a ranked opponent came in 2013 where the Tigers upset then-No. 10 Nebraska in four sets.
- » Auburn topped then-No. 11 Florida in 2015, snapping a 41-match losing streak to the Gators. In 2016, the Tigers defeated then-No. 21 Louisville on the road in five sets.

AUBURN VS. THE ACC

- » The Tigers have or will have faced at least one ACC opponent in all four non-conference weekends this season. Auburn is currently 3-0 vs. the conference.
- » The team opened the 2017 campaign with a 3-0 win at Georgia Tech and followed with a pair of victories over North Carolina and NC State in Puerto Rico.

PLAYER TO WATCH: KARIS BEASLEY

» Sophomore Karis Beasley has provided depth both in the back row and on the service line this year for the Tigers. The defensive specialist is tied for first on the team with eight service aces and totaled a career-high three in the upset over then-No. 16 North Carolina Saturday.

» After this weekend's match against Clemson, Auburn caps the non-conference schedule with a tilt at Miami (Fla), Sept. 16.

PACING THE OFFENSE

- » Setter Alexa Filley enters her final season on The Plains as the team's No. 1 in the position since her freshman campaign.
- » The Louisville product is among the best in the SEC in assists so far this season, ranking fourth overall with a 10.55 assists/set average.
- » Filley is 211 assists away from moving past Janel Newkirk (1989-92) for the No. 2 spot on the career assists list in program history. Piper Craig (1995-98) holds the top spot with 5,053, while Filley is currently in third with 3,860.

BACK ROW HUSTLE

- » The Auburn back row has put together solid performances to start the season and ranks third in the SEC with a 15.09 digs/set average.
- » Senior Jesse Earl, a two-time AVCA All-South Region honoree and an All-SEC performer, is averaging 4.14 digs/set and notched a season-best 20 digs in the team's upset over then-No. 16 North Carolina, Sept. 2. She has totaled double-digit digs in all six matches this year.
- » Earl set a new Auburn single-season record in 2016 with 612 digs on the year, while her 4.98 digs/set was also a program best. Both those numbers led all student-athletes in the SEC.
- » She also reached her 1,000th career dig in 2016, becoming the quickest Tiger to reach that milestone. Her 1,219 career digs rank fifth in Auburn history.
- » » Joining Earl in the back is sophomore Karis Beasley and freshman Payton White. White had a great weekend in Puerto Rico, totaling double-digit digs in both matches that includes 14 vs. North Carolina. She is fourth on the squad with a 2.05 digs/set average.
- » Beasley is averaging 1.64 digs/set and has also provided points for the Tigers from the service line this season.

OPTIONS IN THE MIDDLE

- » Auburn's roster has a total of six student-athletes with experience at middle blocker, including four newcomers.
- » Sophomore transfer Shaina White is second in the conference in hitting efficiency, having 57 kills on the year with a .439 attack percentage.
- » Freshman Anna Stevenson has gotten the starting nod in all six matches at middle and has a team-best 12 blocks so far.
- » Sophomore Gwyn Jones and senior Macy Reece have been



splitting time at middle and on the outside for the Tigers. Jones, who has started all six matches, has been successful on the right side, while also contributing at middle. She is third on the squad with a 2.41 kills/set average.

» Reece spent all of 2016 at middle, but is a versatile member of the squad by also excelling on the outside. She has a 2.06 kills/set average for the Tigers so far this year.

» Freshman Shea McNamara and junior transfer Isabella Thompson both bring strong blocking abilities to provide more defensive options Auburn.

OUTSIDE EXPERIENCE

» Junior Brenna McLroy has led the charge for Auburn on the outside to start 2017.

» McLroy, a 5-11 junior from Garland, Texas, has been the team's top attacker on the outside over her first two seasons. Her 2.68 kills/set is a team-best as is her 188 attempts.

» McLroy has a successful opening weekend and was placed on the Hyatt Regency Invitational All-Tournament team.

» Senior Courtney Crable has come off the bench for the Tigers so far this year and has brought a powerful swing to the court.

» Crable's experience has been key for the youthful squad this season as the Louisville product has played in over 300 matches for the Tigers over her career. Standing at 6-1, Crable is less than 152 kills away from 1,000 in her time here at Auburn and with a powerful swing, she'll be relied upon in big situations.

TIGERS PICKED FIFTH IN PRESEASON POLL

» Auburn was chosen to finish fifth in the Southeastern Conference in this season's preseason coaches' poll.

» The selection marks the highest selection for the program under head coach Rick Nold.

» Auburn picked up 96 points from the league's 13 coaches. Florida was the favorite to win the conference championship with Kentucky following in second. Missouri and Texas A&M were selected third and fourth, respectively. Tennessee, South Carolina, Arkansas, LSU, Alabama, Georgia, Ole Miss, and Mississippi State round out the poll.

EARL'S SUCCESSFUL SUMMER

» Senior libero Jesse Earl earned a spot on the USA Volleyball Collegiate National Team this summer and traveled to Croatia in July.

» Earl was the only defensive specialist on the team and excelled in the libero role for her team. She guided the squad to a first-place finish at the 13th Annual European Global Challenge, going undefeated four four days of competition.

THIS, THAT, AND THE OTHER

» Seniors Alexa Filley and Macy Reece not only out perform on the court, but also in the classroom. Reece graduated in three years with a degree in finance and is currently working on her MBA in the Raymond J. Harbert College of Business. Filley is already enrolled in the Harrison School of Pharmacy and is balancing a full schedule of volleyball and school.

» Sophomore Karis Beasley's mother was a member of the Canadian National Softball Team from 1987-1996 and competed at the 1996 Olympics in Atlanta.

» Sophomore Gwyn Jones comes from a family background filled with volleyball success. Her mother played volleyball at Kentucky, while her aunt, Mary Jones Buczek, also played for the Wildcats. Buczek went on to coach at Wake Forest (1995-2000) and Georgia (2000-2005).

» Freshman Payton White comes from a volleyball family as well. Her oldest sister played at College of Charleston, while her other sister is a sophomore on Penn State's volleyball team.

Head Coach Rick Nold

at Auburn: 98-90 (7th)
Overall: 270-188 (16th)



Hometown:
Louisville, Ky.
Education:
Louisville, 1998

COACHING EXPERIENCE

- Falls Cities Volleyball Club (1989-92)
 - Louisville, Ky.
- Assumption High School (1992-95)
 - Louisville, Ky.
- USA Volleyball (Intern) (1995)
- Kentucky-Indiana Volleyball Academy (1995-02)
 - Louisville, Ky.
- Louisville Assistant Coach (1998-01)
 - Louisville, Ky.
- Jacksonville State Head Coach (2002-10)
 - Jacksonville, Ala.
- Auburn Head Coach (2011 -)
 - Auburn, Ala.

Rick Nold enters his seventh season as Auburn's head volleyball coach in 2017 after being named the 10th head coach in program history on April 10, 2011. In his six seasons on the Plains, Nold has put together an 98-90 overall record (.521). He enters the season with a career winning percentage of .590 in 16 years as a collegiate head coach, having a 270-188 mark.

Auburn had one of its best finishes in the SEC in 2016, going 9-9 and finishing tied for fifth overall. The league finish was the best for the program since 2010 as the squad went 15-16 overall. Jesse Earl and Alexa Filley were named All-SEC and honored by the AVCA All-South region. Earl and Filley both reached 1,000 career digs as juniors and Earl's path to that total marked the fastest by any Tiger in program history. Gwyn Jones picked up SEC All-Freshman honors, marking the second-straight season a Tiger has been recognized.

The 2015 season was an exciting one for the young Tiger team as the squad went 18-12 overall and came in sixth in the conference with an 10-8 mark. The team upped its defensive presence from the previous season and finished second overall among SEC opponents with a 15.62 digs/set average. Freshman Brenna McLroy earned SEC All-Freshman accolades, marking the first time since 2010 that a Tiger newbie was honored by the league. Stephanie Campbell was named the SEC Scholar-Athlete of the Year — the fourth honor in program history. Auburn's 3-2 win over then-No. 11 Florida was the team's first win over a nationally-ranked opponent since 2013 and snapped a 41-match losing streak to the Gators. Auburn finished 11-3 at home in Auburn Arena.

The Tigers finished 19-11 during the 2013 season, tying for sixth in the SEC with a 10-8 conference record. The 10 victories in SEC play were the most by the Tigers since 2010 and just the second time in the last 15 years that Auburn posted 10 wins in league action. Nold also guided the Tigers to their first-ever win over a top-10 opponent, knocking off No. 10 Nebraska, 3-1.

His second season (2012) saw a six-match improvement from his first as he took the Tigers from an 11-19 mark (5-15 SEC) in 2011 to a 17-13 record (8-12 SEC) in 2012. He led the Tigers to nine straight wins to open the season, the second-longest winning streak in program history. Nold also picked up his 200th career head coaching victory on Nov. 4 with a 3-1 win over Georgia.

During his time at Auburn, Nold's players have re-written the Tigers' record book. Camila Jersonsky finished her career as Auburn's all-time leader in hitting percentage (.355), while also ranking in the top-10 in program history with 368 total blocks, 317 block assists, blocks per set and solo blocks.

Nold came to Auburn after directing Jacksonville State to unprecedented heights during his nine-year tenure, winning three regular season conference titles, three conference tournament titles and making three NCAA postseason appearances. He compiled an overall record of 172-98, while posting an impressive 107-42 (72 percent) mark in league games.

2017 AUBURN VOLLEYBALL ROSTER

No.	Name	Cl.	Pos.	Ht.	Hometown/Previous School
2	Isabella Thompson	Jr.	MB	6-0	Stockton, Calif./Santa Barbara City Collge
3	Jesse Earl	Sr.	L/DS	5-8	Indianapolis, Ind./Xavier
4	Shaina White	So.	MB	5-1	Mission Viejo, Calif./Northeastern
5	Shea McNamara	Fr.	MB	6-1	Cumming, Ga./South Forsyth HS
7	Courtney Crable	Sr.	OH	6-1	Louisville, Ky./Mercy Academy
8	Brenna McLroy	Jr.	OH	5-11	Garland, Texas/Rowlett HS
9	Karis Beasley	So.	OH/DS	5-9	Granbury, Texas/Granbury HS
10	Gwyn Jones	So.	MB	6-3	Greenville, Ind./Floyd Central HS
11	Morgan Kull	Fr.	S	5-9	St. Charles, Ill./St. Charles East HS
13	Enija Bidzane	So.	OH	5-9	Talsi, Latvia/Murjanu Sports Gymnasium
14	Payton White	Fr.	DS/L	5-7	Zionsville, Ind./Cathedral HS
21	Alexa Filley	Sr.	S	5-9	Louisville, Ky./Assumption HS
22	Anna Stevenson	Fr.	MB	6-1	Laurens, S.C./Laurens HS
33	Macy Reece	Sr.	MB	6-2	Hendersonville, Tenn./Goodpasture Christian School

- Head Coach:** Rick Nold (Seventh year at Auburn/16th year as a head coach)
- Assistant Coach:** Eysha Ambler (Seventh year at Auburn)
- Assistant Coach:** Alex Wilharm (First year at Auburn)
- Director of Operations:** Paige Wetzel (Second year at Auburn)
- Volunteer:** Price Foshee
- Athletic Trainer:** Marie Siler
- Student Manager:** Morgan Brackin

Inside the Numbers



CATEGORY	AUBURN	SOUTH ALABAMA
Kills	288	259
Per Set	13.1	11.3
Errors	113	120
Total Attacks	789	748
Hitting Pct.	.223	.186
Assists	279	236
Per Set	12.7	10.3
Service Aces	29	37
Per Set	1.3	1.6
Service Errors	58	40
Reception Errors	25	30
Per Set	1.1	1.3
Digs	332	321
Per Set	15.1	14.0
Solo Blocks	7	12
Block Assists	42	82
Total Blocks	28.0	53.0
Per Set	1.3	2.3



CATEGORY	AUBURN	CLEMSON
Kills	288	325
Per Set	13.1	13.0
Errors	113	163
Total Attacks	789	813
Hitting Pct.	.223	.199
Assists	279	299
Per Set	12.7	12.0
Service Aces	29	26
Per Set	1.3	1.0
Service Errors	58	42
Reception Errors	25	29
Per Set	1.1	1.2
Digs	332	307
Per Set	15.1	12.3
Solo Blocks	7	12
Block Assists	42	60
Total Blocks	28.0	42.0
Per Set	1.3	1.7

INDIVIDUAL CAREER HIGHS

#2 ISABELLA THOMPSON

Category	Career High	Opponent/Date
Kills	16	2x, last vs. Missouri, 11/18/16
Attempts	41	vs. Ole Miss, 11/6/16
Hitting Percentage	.526	at Texas A&M, 9/25/16
Assists	1	at Georgia, 10/2/16
Digs	3	at Georgia Tech, 8/25/17
Blocks	4	5x, last vs. Mississippi State, 10/16/16
Aces	-	-
Points	17.0	at Arkansas, 10/23/16

#3 JESSE EARL

Category	Career High	Opponent/Date
Kills	1	12x, last vs. Kentucky, 11/4/16
Attempts	4	2x, last at Mississippi State, 9/30/16
Hitting Percentage	1.000	7x, last vs. Kentucky, 11/4/16
Assists	16	vs. Colgate, 9/17/16
Digs	34	at Mississippi State, 11/13/15
Blocks	-	-
Aces	5	at Georgia, 10/2/16
Points	5.0	at Georgia, 10/2/16

#4 SHAINA WHITE

Category	Career High	Opponent/Date
Kills	14	vs. Furman, 8/26/17
Attempts	27	vs. NC State, 9/3/17
Hitting Percentage	.714	at Georgia Tech, 8/25/17
Assists	2	vs. NC State, 9/3/17
Digs	4	2x, last vs. Furman, 8/26/17
Blocks	5	vs. NC State, 9/3/17
Aces	2	vs. Furman, 8/26/17
Points	17.5	vs. Furman, 8/26/17

#5 SHEA MCNAMARA

Category	Career High	Opponent/Date
Kills	-	-
Attempts	-	-
Hitting Percentage	-	-
Assists	-	-
Digs	-	-
Blocks	-	-
Aces	-	-
Points	-	-

#7 COURTNEY CRABLE

Category	Career High	Opponent/Date
Kills	20	4x; last vs. Florida, 11/8/15
Attempts	56	vs. Winthrop, 9/13/14
Hitting Percentage	.467	vs. Alabama State, 8/29/17
Assists	4	vs. South Carolina, 10/5/14
Digs	19	vs. Northwestern State, 9/20/14
Blocks	4	3x; last at South Florida, 9/19/15
Aces	4	twice, last vs. Georgia, 10/1/14
Points	21.5	at South Carolina, 11/16/14

#8 BRENNA MCILROY

Category	Career High	Opponent/Date
Kills	21	at Georgia, 10/2/16
Attempts	61	2x, last vs. Santa Clara, 9/3/16
Hitting Percentage	.478	vs. Georgia Tech, 8/25/17
Assists	5	at Ole Miss, 10/19/16
Digs	22	vs. LSU, 10/4/15
Blocks	4	at LSU, 10/25/15
Aces	4	2x, last vs. Jacksonville, 9/10/16
Points	21.0	3x, last vs. Kentucky, 11/4/16

#9 KARIS BEASLEY

Category	Career High	Opponent/Date
Kills	-	-
Attempts	3	2x, last vs. North Carolina, 9/2/17
Hitting Percentage	-	-
Assists	2	at Georgia Tech, 8/25/17
Digs	11	vs. Furman, 8/26/17
Blocks	-	-
Aces	3	vs. North Carolina, 9/2/17
Points	3.0	vs. North Carolina, 9/2/17

#10 GWYN JONES

Category	Career High	Opponent/Date
Kills	16	2x, last at Missouri, 11/18/16
Attempts	41	vs. Ole Miss, 11/6/16
Hitting Percentage	.526	at Texas A&M, 9/25/16
Assists	1	at Georgia, 10/2/16
Digs	3	at Georgia Tech, 8/25/17
Blocks	4	5x, last vs. Mississippi State, 10/16/16
Aces	-	-
Points	17.0	at Arkansas, 10/23/16

#11 MORGAN KULL

Category	Career High	Opponent/Date
Kills	-	-
Attempts	-	-
Hitting Percentage	-	-
Assists	-	-
Digs	-	-
Blocks	-	-
Aces	-	-
Points	-	-

#13 ENIJA BIDZANE

Category	Career High	Opponent/Date
Kills	19	at Eastern Michigan, 9/17/16
Attempts	38	at Eastern Michigan, 9/17/16
Hitting Percentage	.667	vs. Colgate, 9/17/16
Assists	2	vs. Georgia, 10/12/16
Digs	10	vs. Georgia, 10/12/16
Blocks	5	vs. Mississippi State, 10/16/16
Aces	3	vs. Missouri, 10/7/16
Points	19.5	at Eastern Michigan, 9/17/16

#14 PAYTON WHITE

Category	Career High	Opponent/Date
Kills	-	-
Attempts	-	-
Hitting Percentage	-	-
Assists	2	vs. Alabama State, 8/29/17
Digs	14	vs. North Carolina, 9/2/17
Blocks	-	-
Aces	1	3x, last vs. NC State, 9/3/17
Points	1.0	3x, last vs. NC State, 9/3/17

#21 ALEXA FILLEY

Category	Career High	Opponent/Date
Kills	11	vs. Colgate, 9/17/16
Attempts	27	at Ole Miss, 10/19/16
Hitting Percentage	.778	vs. Florida A&M, 9/1/15
Assists	63	vs. South Carolina, 10/5/14
Digs	25	vs. Colgate, 9/17/16
Blocks	6	at Kentucky, 11/27/15
Aces	5	vs. LSU, 10/4/15
Points	15.5	vs. LSU, 10/4/15

#22 ANNA STEVENSON

Category	Career High	Opponent/Date
Kills	9	2x, last vs. North Carolina, 9/2/17
Attempts	27	vs. North Carolina, 9/2/17
Hitting Percentage	.667	at Georgia Tech, 8/25/17
Assists	-	-
Digs	2	vs. Alabama State, 8/29/17
Blocks	5	at Georgia Tech, 8/25/17
Aces	-	-
Points	11.0	vs. North Carolina, 9/2/17

#33 MACY REECE

Category	Career High	Opponent/Date
Kills	25	vs. USEF, 9/13/14
Attempts	48	vs. USEF, 9/13/14
Hitting Percentage	.875	vs. Georgia, 10/12/16
Assists	2	at Georgia Tech, 8/25/17
Digs	3	6x, last vs. Colgate, 9/17/16
Blocks	7	2x, last at Alabama, 11/9/16
Aces	1	2x, last vs. USEF, 9/13/14
Points	28.0	vs. USEF, 9/13/14

INDIVIDUAL SEASON HIGHS

#2 ISABELLA THOMPSON

Category	Season High	Opponent/Date
Kills	14	vs. NC State, 9/3/17
Attempts	30	vs. NC State, 9/3/17
Hitting Percentage	.467	at Georgia Tech, 8/25/17
Assists	2	vs. Furman, 8/26/17
Digs	3	at Georgia Tech, 8/25/17
Blocks	3	vs. North Carolina, 9/2/17
Aces	1	2x, last vs. Furman, 8/26/17
Points	14.5	vs. NC State, 9/3/17

#3 JESSE EARL

Category	Season High	Opponent/Date
Kills	1	2x, last vs. Furman, 8/26/17
Attempts	7	vs. Alabama State, 8/29/17
Hitting Percentage	.20	vs. North Carolina, 9/2/17
Assists	2	3x, last vs. Furman, 8/26/17
Digs	2	3x, last vs. Furman, 8/26/17
Blocks	2.0	3x, last vs. Furman, 8/26/17
Aces	2.0	3x, last vs. Furman, 8/26/17
Points	2.0	3x, last vs. Furman, 8/26/17

#4 SHAINA WHITE

Category	Season High	Opponent/Date
Kills	14	vs. Furman, 8/26/17
Attempts	27	vs. NC State, 9/3/17
Hitting Percentage	.714	at Georgia Tech, 8/25/17
Assists	2	vs. NC State, 9/3/17
Digs	4	2x, last vs. Furman, 8/26/17
Blocks	5	vs. NC State, 9/3/17
Aces	2	vs. Furman, 8/26/17
Points	17.5	vs. Furman, 8/26/17

#5 SHEA MCNAMARA

Category	Season High	Opponent/Date
Kills	-	-
Attempts	-	-
Hitting Percentage	-	-
Assists	-	-
Digs	-	-
Blocks	-	-
Aces	-	-
Points	-	-

#7 COURTNEY CRABLE

Category	Season High	Opponent/Date
Kills	8	vs. Alabama State, 8/29/17
Attempts	18	vs. Furman, 8/26/17
Hitting Percentage	.467	vs. Alabama State, 8/29/17
Assists	2	vs. Furman, 8/26/17
Digs	2	vs. Furman, 8/26/17
Blocks	-	-
Aces	-	-
Points	8.0	vs. Alabama State, 8/29/17

#8 BRENNA MCLROY

Category	Season High	Opponent/Date
Kills	16	vs. Furman, 8/26/17
Attempts	46	vs. Furman, 8/26/17
Hitting Percentage	.478	at Georgia Tech, 8/25/17
Assists	2	vs. Furman, 8/26/17
Digs	14	vs. North Carolina, 9/2/17
Blocks	2	2x, last vs. NC State, 9/3/17
Aces	1	2x, last vs. Furman, 8/26/17
Points	17.5	vs. Furman, 8/26/17

#9 KARIS BEASLEY

Category	Season High	Opponent/Date
Kills	3	2x, last vs. North Carolina, 9/2/17
Attempts	7	at Georgia Tech, 8/25/17
Hitting Percentage	.429	at Georgia Tech, 8/25/17
Assists	2	vs. Furman, 8/26/17
Digs	11	vs. Furman, 8/26/17
Blocks	-	-
Aces	3	vs. North Carolina, 9/2/17
Points	3.0	vs. North Carolina, 9/2/17

#10 GWYN JONES

Category	Season High	Opponent/Date
Kills	14	vs. NC State, 9/3/17
Attempts	30	vs. NC State, 9/3/17
Hitting Percentage	.467	at Georgia Tech, 8/25/17
Assists	2	vs. Furman, 8/26/17
Digs	3	at Georgia Tech, 8/25/17
Blocks	3	vs. North Carolina, 9/2/17
Aces	1	2x, last vs. Furman, 8/26/17
Points	14.5	vs. NC State, 9/3/17

#11 MORGAN KULL

Category	Season High	Opponent/Date
Kills	-	-
Attempts	-	-
Hitting Percentage	-	-
Assists	-	-
Digs	-	-
Blocks	-	-
Aces	-	-
Points	-	-

#13 ENIJA BIDZANE

Category	Season High	Opponent/Date
Kills	-	-
Attempts	-	-
Hitting Percentage	-	-
Assists	-	-
Digs	-	-
Blocks	-	-
Aces	-	-
Points	-	-

#14 PAYTON WHITE

Category	Season High	Opponent/Date
Kills	-	-
Attempts	-	-
Hitting Percentage	-	-
Assists	2	vs. Alabama State, 8/29/17
Digs	14	vs. North Carolina, 9/2/17
Blocks	-	-
Aces	1	3x, last vs. NC State, 9/3/17
Points	1.0	3x, last vs. NC State, 9/3/17

#21 ALEXA FILLEY

Category	Season High	Opponent/Date
Kills	7	vs. Alabama State, 8/29/17
Attempts	15	vs. North Carolina, 9/2/17
Hitting Percentage	.500	vs. Michigan State, 8/26/17
Assists	47	2x, last vs. North Carolina, 9/2/17
Digs	12	vs. NC State, 9/3/17
Blocks	3	vs. North Carolina, 9/2/17
Aces	2	at Georgia Tech, 8/25/17
Points	8.0	vs. Alabama State, 8/29/17

#22 ANNA STEVENSON

Category	Season High	Opponent/Date
Kills	9	2x, last vs. North Carolina, 9/2/17
Attempts	27	vs. North Carolina, 9/2/17
Hitting Percentage	.667	at Georgia Tech, 8/25/17
Assists	2	vs. Alabama State, 8/29/17
Digs	2	vs. Alabama State, 8/29/17
Blocks	5	at Georgia Tech, 8/25/17
Aces	-	-
Points	11.0	vs. North Carolina, 9/2/17

#33 MACY REECE

Category	Season High	Opponent/Date
Kills	13	vs. North Carolina, 9/2/17
Attempts	37	vs. North Carolina, 9/2/17
Hitting Percentage	.412	at Georgia Tech, 8/25/17
Assists	2	at Georgia Tech, 8/25/17
Digs	2	at Georgia Tech, 8/25/17
Blocks	2	vs. Furman, 8/26/17
Aces	-	-
Points	13.0	vs. North Carolina, 9/2/17

AUBURN INDIVIDUAL MATCH HIGHS (BY SET)

Three Sets

Hitting percentage	.714	Shaina White vs. Georgia Tech (8/25/17)
Kills	12	Brenna McIlroy vs. Georgia Tech (8/25/17)
Total Attempts	23	Brenna McIlroy vs. Georgia Tech (8/25/17)
Assists	38	Alexa Filley vs. Alabama State (8/29/17)
Digs	13	Jesse Earl (2x) last vs. Alabama State (8/29/17)
Aces	2 (3x)	last Jesse Earl vs. Michigan State (8/26/17)
Blocks	5	Anna Stevenson vs. Georgia Tech (8/25/17)

Four Sets

Hitting percentage	.619	Shaina White vs. Furman (8/26/17)
Kills	16	Brenna McIlroy vs. Furman (8/26/17)
Total Attempts	46	Brenna McIlroy vs. Furman (8/26/17)
Assists	47 (2x)	last Alexa Filley vs. North Carolina (9/2/17)
Digs	20	Jesse Earl vs. North Carolina (9/2/17)
Aces	3	Karis Beasley vs. North Carolina (9/2/17)
Blocks	4	Anna Stevenson vs. North Carolina (9/2/17)

Five Sets

Hitting Percentage	.400	Gwyn Jones vs. NC State (9/3/17)
Kills	14	Gwyn Jones vs. NC State (9/3/17)
Total Attempts	41	Brenna McIlroy vs. NC State (9/3/17)
Assists	44	Alexa Filley vs. NC State (9/3/17)
Digs	16	Jesse Earl vs. NC State (9/3/17)
Aces	1	Filley/Earl/P.White vs. NC State (9/3/17)
Blocks	5	Shaina White vs. NC State (9/3/17)

AUBURN TEAM MATCH HIGHS (BY SET)

Three Sets

Hitting percentage	.422	vs. Georgia Tech (8/25/17)
Kills	50	vs. Alabama State (8/29/17)
Total Attempts	109	vs. Alabama State (8/29/17)
Assists	49	vs. Alabama State (8/29/17)
Digs	48	vs. Alabama State (8/29/17)
Aces	6	vs. Georgia Tech (8/25/17)
Blocks	6.0	vs. Georgia Tech (8/25/17)

Four Sets

Hitting percentage	.225	vs. Furman (8/26/17)
Kills	58	vs. Furman (8/26/17)
Total Attempts	164	vs. North Carolina (9/2/17)
Assists	54 (2x)	last vs. North Carolina (9/2/17)
Digs	68 (2x)	last vs. North Carolina (9/2/17)
Aces	8	vs. Furman (8/26/17)
Blocks	6.0	vs. North Carolina (9/2/17)

Five Sets

Hitting Percentage	.228	vs. NC State (9/3/17)
Kills	55	vs. NC State (9/3/17)
Total Attempts	167	vs. NC State (9/3/17)
Assists	53	vs. NC State (9/3/17)
Digs	66	vs. NC State (9/3/17)
Aces	3	vs. NC State (9/3/17)
Blocks	5.0	vs. NC State (9/3/17)

THE LAST TIME AUBURN...

Won in three sets.....	8/29/17 vs. Alabama State (25-11, 29-27, 25-19)
Won in four sets.....	9/2/17 vs. #16 North Carolina (25-23, 25-22, 25-27, 25-21)
Won in five sets.....	9/3/17 vs. NC State (14-25, 25-22, 15-25, 26-24, 15-9)
Lost in three sets.....	8/26/17 vs. #17 Michigan State (16-25, 19-25, 20-25)
Lost in four sets.....	11/26/16 vs. Texas A&M (19-25, 25-12, 25-21, 25-23)
Lost in five sets.....	11/9/16 at Alabama (25-21, 19-25, 18-25, 25-20, 15-8)
Lost first set in a win.....	9/3/17 vs. NC State (14-25, 25-22, 15-25, 26-24, 15-9)
Won first set in a loss.....	11/26/16 vs. Texas A&M (19-25, 25-12, 25-21, 25-23)
Lost first two sets in a win.....	9/3/16 at #21 Louisville (15-25, 17-25, 25-14, 25-22, 15-8)
Won first two sets in a loss.....	11/4/16 vs. #18 Kentucky (23-25, 22-25, 26-24, 30-28, 15-12)
Beat a ranked opponent.....	9/2/17 vs. #16 North Carolina (25-23, 25-22, 25-27, 25-21)
Hit .300-.399 in a match.....	11/20/16 vs. South Carolina (.353)
Hit .400-.499 in a match.....	8/25/17 at Georgia Tech (.422)
Hit .500 or better in a match.....	10/18/98 at Ole Miss (.514)
Held opponent at .000-.100 in a match.....	8/29/17 vs. Alabama State (.054)
Held opponent to negative hitting pct.....	9/20/14 vs. Jacksonville State (-.037)
Had 70-79 kills in a match.....	9/23/16 vs. LSU (70)
Had 80+ kills in a match.....	9/17/06 at Georgia (84)
Had 80-99 digs in a match.....	10/19/16 at Ole Miss (99)
Had 100+ digs in a match.....	10/25/15 at LSU (109)
Had 15+ blocks in a match.....	11/9/14 vs. Tennessee (16.0)
Had 10+ service aces in a match.....	9/2/16 vs. Stony Brook (11)
Had a player(s) with 20-24 kills in a match.....	10/2/16, Brenna McIlroy at Georgia (21)
Had a player(s) with 25-29 kills in a match.....	9/13/14, Macy Reece vs. USF (25)
Had a player(s) with 30+ kills in a match.....	10/8/04, Ashlee Johns vs. Arkansas (30)
Had a player(s) with 10+ blocks in a match.....	11/23/16, Breanna Barksdale at #9 Florida (11)
Had a player(s) with 25-29 digs in a match.....	11/6/16, Jesse Earl vs. Ole Miss (29)
Had a player(s) with 30+ digs in a match.....	11/13/15, Jesse Earl at Mississippi State (34)
Had a player(s) with 50+ assists in a match.....	11/4/16, Alexa Filley vs. #18 Kentucky (53)
Had a player(s) with 60 + assists in a match.....	10/25/15, Alexa Filley at LSU (61)
Had a player(s) with 5+ aces in a match.....	10/2/16, Jesse Earl at Georgia (5)

AUBURN'S DOUBLE-DOUBLES

Player	Opponent (Sets)	Date	Stats
Alexa Filley (3)	vs. Furman (4)	8/26/17	47 assists, 11 digs
	vs. Alabama State (3)	8/29/17	39 assists, 10 digs
	vs. NC State (5)	9/3/17	44 assists, 12 digs
Brenna McIlroy (2)	vs. Furman (4)	8/26/17	16 kills, 13 digs
	vs. NC State (5)	9/3/17	11 kills, 10 digs

AUBURN'S RECORD WHEN...

Overall.....	5-1
SEC.....	-
Non-Conference.....	5-1
vs. Ranked Teams.....	1-1
Home.....	1-0
Away.....	1-0
Neutral.....	3-1

By Set:	
Three Sets.....	2-1
Four Sets.....	2-0
Five Sets.....	1-0
Won first set.....	4-0
Lost first set.....	1-1
Won second set.....	5-0
Lost second set.....	0-1
Won first two sets.....	4-0
Lost first two sets.....	0-1

Situational:	
More kills than opponent.....	4-0
Fewer kills than opponent.....	1-1
Kills are tied.....	-
More digs than opponent.....	3-0
Fewer digs than opponent.....	2-1
Digs are tied.....	-
More aces than opponent.....	3-0
Fewer aces than opponent.....	2-1
Aces are tied.....	-
Higher hitting percentage than opponent.....	4-0
Lower hitting percentage than opponent.....	1-1
Tied in hitting percentage.....	-

Hitting percentage:	
.400 or above.....	1-0
.300-.399.....	-
.200-.299.....	4-0
.100-.199.....	-
.000-.099.....	0-1
Negative.....	-

Opponents' hitting percentage:	
.400 or above.....	-
.300-.399.....	-
.200-.299.....	2-0
.100-.199.....	2-1
.000-.099.....	-
Negative.....	1-0

By Day:	
Tuesday.....	1-0
Wednesday.....	-
Friday.....	1-0
Saturday.....	2-1
Sunday.....	1-0
Day Matches (first serve before 6 p.m.).....	4-1
Night Matches (first serve after 6 p.m.).....	1-0

By Month:	
August.....	3-1
September.....	2-0
October.....	-
November.....	-

By Jersey Color:	
Navy.....	1-1
Orange.....	4-0
Pink.....	-

2017 AUBURN MATCH-BY-MATCH STARTERS

Date	Opponent	Result	Outside	Outside	Outside/DS	Middle	Middle	Setter	Libero
8/25	at Georgia Tech	W, 3-0	Mclroy	Jones	Beasley (DS)	S. White	Stevenson	Filley	Earl
8/26	vs. #17 Michigan State	L, 0-3	Mclroy	Jones	Beasley (DS)	S. White	Stevenson	Filley	Earl
8/26	vs. Furman	W, 3-1	Mclroy	Jones	Beasley (DS)	S. White	Stevenson	Filley	Earl
8/29	ALABAMA STATE	W, 3-0	Mclroy	Jones	Beasley (DS)	S. White	Stevenson	Filley	Earl
9/2	vs. #16 North Carolina	W, 3-1	Mclroy	Jones	Beasley (DS)	S. White	Stevenson	Filley	Earl
9/3	vs. North Carolina State	W, 3-2	Mclroy	Jones	Beasley (DS)	S. White	Stevenson	Filley	Earl
9/8	SOUTH ALABAMA	6 p.m.							
9/9	CLEMSON	6 p.m.							
9/15	vs. James Madison	10:30 a.m.							
9/15	at FIU	6:30 p.m.							
9/16	at Miami (Fla.)	10:30 a.m.							
9/22	at Ole Miss*	6:30 p.m.							
9/24	at Georgia*	12:30 p.m.							
9/29	MISSOURI*	7 p.m.							
10/1	ARKANSAS*	1:30 p.m.							
10/4	at Tennessee*	7 p.m.							
10/8	at Kentucky*	1 p.m.							
10/13	LSU*	7 p.m.							
10/15	at Texas A&M*	1:30 p.m.							
10/18	SOUTH CAROLINA*	7 p.m.							
10/22	FLORIDA*	1:30 p.m.							
10/29	at South Carolina*	7 p.m.							
11/1	ALABAMA*	7 p.m.							
11/9	TENNESSEE*	7 p.m.							
11/12	KENTUCKY*	1:30 p.m.							
11/15	at LSU*	7 p.m.							
11/19	MISSISSIPPI STATE*	1:30 p.m.							
11/22	at Florida*	6 p.m.							
11/25	at Arkansas*	1 p.m.							

2017 AUBURN MATCH-BY-MATCH LEADERS

Date	Opponent	Result	Kills	Assists	Aces	Digs	Blocks	Hit Pct. (Min 10 Att.)
8/25	at Georgia Tech	W, 3-0	Mclroy (12)	Filley (34)	Filley/Earl (2)	Earl (11)	Stevenson (5)	Mclroy (.478)
8/26	vs. #17 Michigan State	L, 0-3	Reece (7)	Filley (22)	Earl (2)	Earl (13)	Mclroy (2)	S. White (.500)
8/26	vs. Furman	W, 3-1	Mclroy (16)	Filley (47)	3 with 2	Earl (18)	S. White/Reece (2)	S. White (.619)
8/29	ALABAMA STATE	W, 3-0	S. White/Jones (10)	Filley (38)	4 with 1	Earl (13)	Stevenson/Mclroy (2)	Crable (.467)
9/2	vs. #16 North Carolina	W, 3-1	Reece (13)	Filley (47)	Beasley (3)	Earl (20)	Stevenson (3)	S. White (.333)
9/3	vs. North Carolina State	W, 3-2	Jones (14)	Filley (44)	3 with 1	Earl (16)	S. White (5)	Jones (.400)
9/8	SOUTH ALABAMA	6 p.m.						
9/9	CLEMSON	6 p.m.						
9/15	vs. James Madison	10:30 a.m.						
9/15	at FIU	6:30 p.m.						
9/16	at Miami (Fla.)	10:30 a.m.						
9/22	at Ole Miss*	6:30 p.m.						
9/24	at Georgia*	12:30 p.m.						
9/29	MISSOURI*	7 p.m.						
10/1	ARKANSAS*	1:30 p.m.						
10/4	at Tennessee*	7 p.m.						
10/8	at Kentucky*	1 p.m.						
10/13	LSU*	7 p.m.						
10/15	at Texas A&M*	1:30 p.m.						
10/18	SOUTH CAROLINA*	7 p.m.						
10/22	FLORIDA*	1:30 p.m.						
10/29	at South Carolina*	7 p.m.						
11/1	ALABAMA*	7 p.m.						
11/9	TENNESSEE*	7 p.m.						
11/12	KENTUCKY*	1:30 p.m.						
11/15	at LSU*	7 p.m.						
11/19	MISSISSIPPI STATE*	1:30 p.m.						
11/22	at Florida*	6 p.m.						
11/25	at Arkansas*	1 p.m.						

2017 Auburn Volleyball
Auburn Overall Individual Statistics (as of Sep 04, 2017)
All matches

Overall record: 5-1 Conf: 0-0 Home: 1-0 Away: 1-0 Neutral: 3-1

##	Player	sp	mp-ms	Attack					Set				Serve				
				k	k/s	e	ta	pct	a	a/s	ta	pct	sa	sa/s	se	ta	pct
4	White, Shaina	22	6-6	57	2.59	10	107	.439	2	0.09	5	.400	2	0.09	2	85	.976
8	McIlroy, Brenna	22	6-6	59	2.68	24	188	.186	7	0.32	32	.219	3	0.14	14	76	.816
10	Jones, Gwyn	22	6-6	53	2.41	25	135	.207	0	0.00	5	.000	0	0.00	0	0	.000
22	Stevenson, Anna	19	6-6	36	1.89	25	97	.113	1	0.05	6	.167	0	0.00	0	0	.000
33	Reece, Macy	18	6-0	37	2.06	13	108	.222	2	0.11	4	.500	0	0.00	0	0	.000
21	Filley, Alexa	22	6-6	28	1.27	6	69	.319	232	10.5	591	.393	5	0.23	5	90	.944
7	Crable, Courtney	13	4-0	18	1.38	6	69	.174	0	0.00	1	.000	0	0.00	0	0	.000
9	Beasley, Karis	22	6-6	0	0.00	4	11	-.364	3	0.14	10	.300	8	0.36	14	74	.811
3	Earl, Jesse	22	6-0	0	0.00	0	2	.000	26	1.18	102	.255	8	0.36	11	92	.880
14	White, Payton	22	6-0	0	0.00	0	0	.000	6	0.27	26	.231	3	0.14	11	77	.857
11	Kull, Morgan	2	2-0	0	0.00	0	0	.000	0	0.00	2	.000	0	0.00	1	1	.000
	AUBURN	22	6-6	288	13.0	113	786	.223	279	12.6	784	.356	29	1.32	58	495	.883
	Opponents	22	6-6	261	11.8	125	757	.180	245	11.1	770	.318	25	1.14	41	469	.913

##	Player	sp	Recept			Dig		Blocking					Points		
			re	ta	pct	dig	dig/s	bs	ba	total	blk/s	be	bhe	pts	pts/s
8	McIlroy, Brenna	22	4	163	.975	60	2.73	1	6	7	0.32	3	1	66.0	3.00
4	White, Shaina	22	0	0	.000	14	0.64	3	8	11	0.50	1	0	66.0	3.00
10	Jones, Gwyn	22	1	3	.667	10	0.45	0	9	9	0.41	2	0	57.5	2.61
22	Stevenson, Anna	19	0	3	1.000	5	0.26	3	9	12	0.63	3	0	43.5	2.29
33	Reece, Macy	18	0	0	.000	6	0.33	0	4	4	0.22	1	0	39.0	2.17
21	Filley, Alexa	22	0	0	.000	60	2.73	0	6	6	0.27	2	2	36.0	1.64
7	Crable, Courtney	13	0	0	.000	5	0.38	0	0	0	0.00	3	0	18.0	1.38
9	Beasley, Karis	22	6	84	.929	36	1.64	0	0	0	0.00	0	0	8.0	0.36
3	Earl, Jesse	22	7	92	.924	91	4.14	0	0	0	0.00	0	2	8.0	0.36
14	White, Payton	22	3	79	.962	45	2.05	0	0	0	0.00	0	0	3.0	0.14
11	Kull, Morgan	2	0	0	.000	0	0.00	0	0	0	0.00	0	0	0.0	0.00
-	TEAM	-	4	-	-	-	-	-	-	-	-	-	-	-	-
	AUBURN.....	22	25	428	.942	332	15.09	7	42	28.0	1.27	15	5	345.0	15.68
	Opponents.....	22	29	437	.934	333	15.14	10	61	40.5	1.84	16	9	326.5	14.84

AUBURN VOLLEYBALL SINGLE-SEASON INDIVIDUAL RECORDS (25-POINT RALLY SCORING ERA)

KILLS

1. Jessica Glover (2008).....	410
2. Sarah Bullock (2012).....	371
3. Sarah Bullock (2010).....	354
4. Brenna McIlroy (2016)	351
5. Kelly Fidero (2011).....	341
6. Courtney Crable (2015)	333
Brenna McIlroy (2015)	333
8. Katherine Culwell (2012).....	330
9. Katherine Culwell (2013).....	326
10. Morgan Johns (2010).....	325

KILLS PER SET (MIN. 100 KILLS)

1. Sarah Bullock (2012).....	3.50
2. Jessica Glover (2008).....	3.45
3. Kelly Fidero (2011).....	3.22
4. Brenna McIlroy (2016)	3.13
Katherine Culwell (2013).....	3.13
6. Katherine Culwell (2012).....	3.03
Sarah Bullock (2010).....	3.03
8. Courtney Crable (2015).....	2.82
9. Courtney Crable (2014).....	2.78
Camila Jersonsky (2013).....	2.78

ATTACK PCT. (MIN. 250 ATTACKS)

1. Camila Jersonsky (2012).....	356
Camila Jersonsky (2011).....	356
3. Camila Jersonsky (2010).....	354
4. Camila Jersonsky (2013).....	351
5. Alyssa Davis (2009).....	316
6. Morgan Johns (2010).....	305
7. Stephanie Campbell (2013).....	281
8. Stephanie Campbell (2015).....	280
9. Stephanie Campbell (2014).....	279
10. Macy Reece (2016)	277

ATTACKS

1. Brenna McIlroy (2016)	1113
2. Sarah Bullock (2012).....	1090
3. Courtney Crable (2014)	1062
4. Brenna McIlroy (2015)	1043
5. Katherine Culwell (2012).....	1033
6. Sarah Bullock (2010).....	993
7. Jessica Glover (2008).....	988
8. Katherine Culwell (2013).....	981
9. Courtney Crable (2015)	935
10. Sarah Bullock (2009).....	889

ASSISTS

1. Alexa Filley (2016)	1227
2. Alexa Filley (2015)	1226
3. Alexa Filley (2014)	1175
4. Sara Shanks (2008).....	995
5. Chelsea Wintzinger (2011).....	791
6. Christina Solverson (2010).....	740
7. Chelsea Wintzinger (2012).....	680
8. Chelsea Wintzinger (2013).....	642
9. Christina Solverson (2009).....	608
10. Sara Shanks (2009).....	559

ASSISTS PER SET (MIN. 200 ASSISTS)

1. Alexa Filley (2014)	10.22
2. Alexa Filley (2015)	10.13
3. Alexa Filley (2016)	9.98
4. Sara Shanks (2008).....	8.43
5. Chelsea Wintzinger (2011).....	7.39
6. Chelsea Wintzinger (2012).....	6.24
7. Chelsea Wintzinger (2013).....	6.17
Christina Solverson (2010).....	6.17
9. Christina Solverson (2009).....	5.48
10. Sara Shanks (2009).....	5.13

ACES

1. Jesse Earl (2016)	46
2. Jesse Earl (2015)	39
3. Brenna McIlroy (2016)	36
4. Chelsea Wintzinger (2013).....	35
5. Courtney Crable (2014)	33
6. Brenna McIlroy (2015)	32
7. Sara Shanks (2008).....	30
Alexa Filley (2015)	30
9. Kelly Stewart (2016).....	29
10. Ciara Richards (2012).....	26

ACES PER SET (MIN. 15 ACES)

1. Jesse Earl (2016)	0.37
2. Chelsea Wintzinger (2013).....	0.34
3. Jesse Earl (2015)	0.32
Brenna McIlroy (2016)	0.32
5. Courtney Crable (2014)	0.27
Brenna McIlroy (2015)	0.26
7. Alexa Filley (2015)	0.25
Sara Shanks (2008).....	0.25
Kelly Stewart (2016).....	0.25
10. Ciara Richards (2012).....	0.24

DIGS

1. Jesse Earl (2016)	612
2. Jesse Earl (2015)	516
3. Sarah Wroblecky (2013).....	481
4. Liz Crouch (2010).....	469
5. Liz Crouch (2009).....	453
6. Alyssa Ivey (2014).....	434
7. Sarah Wroblecky (2012).....	431
8. Liz Crouch (2008).....	389
9. Alexa Filley (2016)	367
10. Sarah Bullock (2012).....	351

DIGS PER SET (MIN. 100 DIGS)

1. Jesse Earl (2016)	4.98
2. Sarah Wroblecky (2013).....	4.62
3. Jesse Earl (2015)	4.26
4. Liz Crouch (2009).....	4.08
5. Alyssa Ivey (2014).....	4.02
6. Liz Crouch (2010).....	4.01
7. Sarah Wroblecky (2012).....	3.99
8. Liz Crouch (2008).....	3.70
9. Sarah Bullock (2012).....	3.31
10. Katherine Culwell (2013).....	3.17

SOLO BLOCKS

1. Katherine Culwell (2012).....	25
2. Sarah Bullock (2012).....	18
Jessica Glover (2008).....	18
4. Kelly Fidero (2011).....	17
Sarah Bullock (2011).....	17
6. Katherine Culwell (2013).....	16
Camila Jersonsky (2013).....	16
8. Camila Jersonsky (2011).....	15
9. Macy Reece (2014).....	14
Breanna Barksdale (2014).....	14
Stephanie Campbell (2014).....	14
Breanna Barksdale (2014).....	14

BLOCK ASSISTS

1. Camila Jersonsky (2012).....	108
2. Lauren Mellor (2009).....	90
3. Camila Jersonsky (2013).....	89
4. Breanna Barksdale (2014).....	87
5. Courtney McDonald (2012).....	84
6. Breanna Barksdale (2016).....	83
7. Breanna Barksdale (2015).....	82
8. Stephanie Campbell (2014).....	72
9. Emily Klitzke (2014).....	70
10. Chloe Rowand (2012).....	67

TOTAL BLOCKS

1. Camila Jersonsky (2012).....	119
2. Camila Jersonsky (2013).....	105
3. Breanna Barksdale (2014).....	101
4. Lauren Mellor (2009).....	97
Breanna Barksdale (2016).....	97
6. Breanna Barksdale (2015).....	94
7. Courtney McDonald (2012).....	89
8. Stephanie Campbell (2014).....	86
9. Emily Klitzke (2014).....	80
10. Katherine Culwell (2012).....	78

BLOCKS PER SET (MIN. 50 BLOCKS)

1. Camila Jersonsky (2012).....	1.09
2. Camila Jersonsky (2013).....	1.01
3. Chloe Rowand (2011).....	0.97
4. Breanna Barksdale (2014).....	0.91
5. Stephanie Campbell (2015).....	0.90
6. Camila Jersonsky (2011).....	0.89
7. Lauren Mellor (2009).....	0.88
8. Breanna Barksdale (2016).....	0.84
9. Courtney McDonald (2012).....	0.82
Lauren Mellor (2010).....	0.82

AUBURN VOLLEYBALL CAREER RECORD BOOK (SIDEOUT + RALLY ERA)

KILLS		ASSISTS		DIGS PER SET (MIN. 500 DIGS)	
1.	Jaunelle Hamilton (1997-00).....	1848	1.	Piper Craig (1995-98).....	5053
2.	Allyson Beecroft (1993-96).....	1727	2.	Janel Newkirk (1989-92).....	4071
3.	Brooke McCarley (1997-00).....	1704	3.	Alexa Filley (2014-present).....	3860
4.	Gina Thomas (1988-92).....	1467	4.	Mary Omdorff (1986-89).....	3242
5.	Rachel Shanks (2004-07).....	1319	5.	Chelsea Wintzinger (2010-13).....	2654
6.	Sarah Bullock (2009-12).....	1272	6.	Tama English (1991-94).....	2535
7.	Bridgitte Sims (1989-91).....	1149	7.	Joanna Pappas (2005-06).....	2073
8.	Jessica Glover (2005-08).....	1137	ASSISTS PER SET (MIN. 500 ASSISTS)		
9.	Rani Whitson (1993-96).....	1102	1.	Piper Craig (1995-98).....	12.86
10.	Whitney Jacob (2004-07).....	1093	2.	Traci Price (1999-00).....	11.77
KILLS PER SET (MIN. 500 KILLS)			3.	Maira Magollon (2003-04).....	11.38
1.	Brooke McCarley (1997-00).....	4.40	4.	Chris Murphy (1993-96).....	11.35
2.	Jaunelle Hamilton (1997-00).....	4.23	5.	Joanna Pappas (2005-06).....	11.15
3.	Allyson Beecroft (1993-96).....	4.00	6.	Alexa Filley (2014-present).....	10.13
4.	Ashlee Johns (2003-04).....	3.82	ACES		
5.	Terri Duckworth (1987-88).....	3.63	1.	Jenifer Kleyn (1988-91).....	338
6.	Jennifer Amobi (2003-05).....	3.57	2.	Lori Russell (1989-92).....	201
7.	Rachel Shanks (2004-07).....	3.43	3.	Gretchen Thompson (1986-89).....	164
8.	Bridgitte Sims (1989-91).....	3.40	4.	Tory Gutierrez (1989-92).....	160
9.	Jessica Glover (2005-08).....	3.17	5.	Terri Duckworth (1987-88).....	158
12.	Sarah Bullock (2009-12).....	2.93	6.	Jaunelle Hamilton (1997-00).....	148
11.	Brenna McIlroy (2015-present).....	2.91	7.	Allyson Beecroft (1993-96).....	138
ATTACK PCT. (MIN. 1000 ATTACKS)			8.	Whitney Jacob (2004-07).....	134
1.	Camila Jersonsky (2010-13).....	355	9.	Janel Newkirk (1989-92).....	129
	894-237-1853	10.	Bridgitte Sims (1989-91).....	126
2.	Jaunelle Hamilton (1997-00).....	344	ACES PER SET (MIN. 40 ACES)		
	1848-532-3827	1.	Jenifer Kleyn (1988-91).....	0.71
3.	Brooke McCarley (1997-00).....	325	2.	Terri Duckworth (1987-88).....	0.66
	1704-455-3847	3.	Lori Russell (1989-92).....	0.46
4.	Terri Duckworth (1987-99).....	315	4.	Jenny Fisler (1987-88).....	0.40
	876-291-1860	5.	Bridgitte Sims (1989-91).....	0.37
5.	Rani Whitson (1993-96).....	281	6.	Gretchen Thompson (1986-89).....	0.36
	1102-383-2562	7.	Jesse Earl (2015-present).....	0.35
6.	Julie Bosler (2003-06).....	280		Maira Magollon (2003-04).....	0.35
	558-178-1359		Tory Gutierrez (1989-92).....	0.35
7.	Gina Thomas (1988-92).....	279	10.	Jaunelle Hamilton (1997-00).....	0.34
	1467-540-3319	DIGS		
8.	Stephanie Campbell (2013-16).....	276	1.	Liz Crouch (2007-10).....	1703
	673-205-1669	2.	Gretchen Thompson (1986-89).....	1495
9.	Whitney Jacob (2004-07).....	264	3.	Allyson Beecroft (1993-96).....	1249
	1093-428-2522	4.	Sarah Wroblecky (2010-13).....	1238
10.	La'Toi Finley (1994-97).....	256	5.	Jesse Earl (2015-present).....	1219
	727-306-1647	6.	Sarah Bullock (2009-12).....	1210
ATTACKS			7.	Rachel Shanks (2004-07).....	1185
1.	Allyson Beecroft (1993-96).....	4349	8.	Alexa Filley (2014-present).....	1069
2.	Brooke McCarley (1997-00).....	3847	9.	Sarah Watson (1992-95).....	1036
3.	Jaunelle Hamilton (1997-00).....	3827	10.	Janel Newkirk (1989-92).....	1026
4.	Sarah Bullock (2009-12).....	3774	11.	Katherine Culwell (2009-13).....	1005
5.	Rachel Shanks (2004-07).....	3703	12.	Jaunelle Hamilton (1997-00).....	1002
6.	Gina Thomas (1988-92).....	3319	BLOCK ASSISTS		
7.	Katherine Culwell (2009-13).....	3130	1.	Jaunelle Hamilton (1997-00).....	465
	Jessica Glover (2005-08).....	3130	2.	Rani Whitson (1993-96).....	426
8.	Jenifer Kleyn (1988-91).....	3107	3.	Gina Thomas (1988-92).....	360
10.	Gretchen Thompson (1986-89).....	2913	4.	Whitney Jacob (2004-07).....	351
			5.	Tory Gutierrez (1989-92).....	318
			6.	Camila Jersonsky (2010-13).....	317
			7.	Julie Bosler (2003-06).....	265
			8.	La'Toi Finley (1994-97).....	261
				Krista Singleton (1994-97).....	261
			10.	Breanna Barksdale (2014-16).....	252
			TOTAL BLOCKS		
			1.	Jaunelle Hamilton (1997-00).....	571
			2.	Gina Thomas (1988-92).....	519
			3.	Rani Whitson (1993-96).....	487
			4.	Tory Gutierrez (1989-92).....	475
			5.	Whitney Jacob (2004-07).....	407
			6.	Camila Jersonsky (2010-13).....	368
			7.	Julie Bosler (2003-06).....	363
			8.	Breanna Barksdale (2014-16).....	292
			9.	La'Toi Finley (1994-97).....	289
			10.	Krista Singleton (1994-97).....	276
			BLOCKS PER SET (MIN. 100 BLOCKS)		
			1.	Jaunelle Hamilton (1997-00).....	1.31
			2.	Rani Whitson (1993-96).....	1.16
			3.	Julie Bosler (2003-06).....	1.06
			4.	Tory Gutierrez (1989-92).....	1.03
			5.	Gina Thomas (1988-92).....	0.98
			6.	Whitney Jacob (2004-07).....	0.96
			7.	Camila Jersonsky (2009-13).....	0.92
			8.	Heather Franey (1995-96, 98).....	0.90
			9.	La'Toi Finley (1994-97).....	0.88
			10.	Breanna Barksdale (2014-present).....	0.85



#2 • ISABELLA THOMPSON
Jr. • MB • 6-0



#3 • JESSE EARL
Sr. • L/DS • 5-8



#4 • SHAINA WHITE
So. • MB • 6-1



#5 • SHEA MCNAMARA
Fr. • MB • 6-1



#7 • COURTNEY CRABLE
Sr. • OH • 6-1



#8 • BRENNA MCILROY
Jr. • OH • 5-11



#9 • KARIS BEASLEY
So. • OH/DS • 5-9



#10 • GWYN JONES
So. • MB • 6-3



#11 • MORGAN KULL
Fr. • S • 5-9



#13 • ENIJA BIDZANE
So. • OH • 5-9




#14 • PAYTON WHITE
Fr. • L/DS • 5-7



#21 • ALEXA FILLEY
Sr. • S • 5-9



#22 • ANNA STEVENSON
Fr. • MB • 6-1



#33 • MACY REECE
Sr. • MB • 6-2



RICK NOLD
Head Coach



EYSHA AMBLER
Assistant Coach



ALEX WILHARM
Assistant Coach



PAIGE WETZEL
Director of Operations



JESSE EARL

SENIOR / 5-8 / L/DS
 INDIANAPOLIS, IND.
 XAVIER UNIVERSITY
 LAWRENCE NORTH HS

3

Category	Career High	Opponent/Date
Kills	1	12x, last vs. Kentucky, 11/4/16
Attempts	4	2x, last at Mississippi State, 9/30/16
Hitting Percentage	1.000	.7x, last vs. Kentucky, 11/4/16
Assists	16	vs. Colgate, 9/17/16
Digs	34	at Mississippi State, 11/13/15
Blocks	-	-
Aces	5	at Georgia, 10/2/16
Points	5.0	at Georgia, 10/2/16

Category	Season High	Opponent/Date
Kills	-	-
Attempts	1	2x, last vs. Furman, 8/26/17
Hitting Percentage	-	-
Assists	7	vs Alabama State, 8/29/17
Digs	20	vs. North Carolina, 9/2/17
Blocks	-	-
Aces	2	3x, last vs. Furman, 8/26/17
Points	2.0	3x, last vs. Furman, 8/26/17

EARL'S 2017 SEASON HIGHLIGHTS

- Team-best 4.14 digs/set and among the top 10 in the SEC with that average.
- Tied for first on the team with eight service aces, having two in each of the three season-opening matches.
- Season-best 20 digs in the upset over then-No. 16 North Carolina (9/2).
- Totaled 18 digs in 3-1 win over Furman (8/26).
- Has recorded double-digit kills in all four matches so far.

Date	Opponent	sp	attack			set			serve			recept			blocking				team						
			k	e	ta	pct	a	ta	pct	sa	se	ta	pct	re	ta	pct	dig	bs	ba	be	total	bhe	points	hit%	score
Aug 25, 201	at Georgia Tech	3	0	0	1	.000	2	14	.143	2	2	11	.818	1	19	.947	11	0	0	0	0.0	0	2.0	.422	3-0
Aug 26, 201	vs Michigan State	3	0	0	0	.000	4	15	.267	2	2	13	.846	1	14	.929	13	0	0	0	0.0	1	2.0	.049	0-3
Aug 26, 201	vs Furman	4	0	0	1	.000	3	15	.200	2	1	19	.947	0	12	1.00	18	0	0	0	0.0	0	2.0	.225	3-1
Aug 29, 201	ALABAMA STATE	3	0	0	0	.000	7	17	.412	0	3	11	.727	1	18	.944	13	0	0	0	0.0	0	0.0	.248	3-0
Sep 02, 201	vs North Carolina	4	0	0	0	.000	5	18	.278	1	3	17	.824	1	14	.929	20	0	0	0	0.0	0	1.0	.207	3-1
Sep 03, 201	vs NC State	5	0	0	0	.000	5	23	.217	1	0	21	1.00	3	15	.800	16	0	0	0	0.0	1	1.0	.228	3-2
Totals		22	0	0	2	.000	26	102	.255	8	11	92	.880	7	92	.924	91	0	0	0	0.0	2	8.0		

Sets played: 22
 Kills per set: 0.00
 Assists per set: 1.18

Service aces per set: 0.36
 Digs per set: 4.14

Points per set: 0.36

CAREER STATISTICS

Year	Sets	MP	Kills	KPS	E	TA	Pct.	Ast.	APS	SA	SAPS	SE	Digs	DPS	RE	BS	BA	TB	BPS	Pts.	PTS
2015	121	30	7	.06	2	31	.161	124	1.02	39	.32	72	516	4.26	24	0	0	0	.00	46.0	.38
2016	123	31	5	.04	4	19	.053	188	1.53	46	.37	55	612	4.98	30	0	0	0	.00	51.0	.41
2017	22	6	0	.00	0	2	.000	26	1.18	8	.36	11	91	4.14	7	0	0	0	.00	8.0	.36
TOTAL	266	67	12	.05	6	52	.115	338	1.27	93	.35	13	1219	4.58	61	0	0	0	.00	105.0	.39

SEC STATISTICS

Year	Sets	MP	Kills	KPS	E	TA	Pct.	Ast.	APS	SA	SAPS	SE	Digs	DPS	RE	BS	BA	TB	BPS	Pts.	PTS
2015	74	18	4	.05	2	15	.133	72	.97	27	.36	45	339	4.58	14	0	0	0	.00	31.0	.42
2016	73	18	2	.03	2	11	.000	109	1.49	27	.37	33	348	4.77	20	0	0	0	.00	29.0	.40
TOTAL	147	36	6	.04	4	26	.077	181	1.23	54	.37	78	687	4.67	34	0	0	0	.00	60.0	.41



ALEXA FILLEY

SENIOR / 5-9 / S
LOUISVILLE, KY.
ASSUMPTION HS

Category	Career High	Opponent/Date
Kills	11	vs. Colgate, 9/17/16
Attempts	27	at Ole Miss, 10/19/16
Hitting Percentage	.778	vs. Florida A&M, 9/1/15
Assists	63	vs. South Carolina, 10/5/14
Digs	25	vs. Colgate, 9/17/16
Blocks	6	at Kentucky, 11/27/15
Aces	5	vs. LSU, 10/4/15
Points	15.5	vs. LSU, 10/4/15

Category	Season High	Opponent/Date
Kills	7	vs Alabama State, 8/29/17
Attempts	15	vs. North Carolina, 9/2/17
Hitting Percentage	.500	vs. Michigan State, 8/26/17
Assists	47	2x, last vs. North Carolina, 9/2/17
Digs	12	vs. NC State, 9/3/17
Blocks	3	vs. North Carolina, 9/2/17
Aces	2	at Georgia Tech, 8/25/17
Points	8.0	vs Alabama State, 8/29/17

FILLEY'S 2017 SEASON HIGHLIGHTS

- Among the conference leaders in assists, standing fourth with a 10.55 average this season.
- First double-double of the season came against Furman (8/26), having a season-high 47 assists and 11 digs.
- Guided the Tigers to a pair of wins in Puerto Rico, tying a season-best with 47 assists in the team's 3-1 upset over No. 16 North Carolina (9/2).
- Picked up another double-double against Alabama State (8/29) with 38 assists and 10 digs. Also had seven kills vs. the Lady Hornets.

- Notched her third double-double of the year in the comeback win vs. NC State (9/3), totaling 44 assists and 12 digs.
- Had a pair of service aces at Georgia Tech (8/25) to open the season.

Date	Opponent	sp	attack			set			serve			recept			dig	blocking				team					
			k	e	ta	pct	a	ta	pct	sa	se	ta	pct	re		ta	pct	bs	ba	tb	bps	bhe	points	hit%	score
Aug 25, 201	at Georgia Tech	*3	5	3	10	.200	34	60	.567	2	1	16	.938	0	0	.000	9	0	1	0	1.0	1	7.5	.422	3-0
Aug 26, 201	vs Michigan State	*3	3	0	6	.500	22	80	.275	0	0	12	1.00	0	0	.000	9	0	0	0	0.0	1	3.0	.049	0-3
Aug 26, 201	vs Furman	*4	5	1	13	.308	47	121	.388	1	0	19	1.00	0	0	.000	11	0	1	0	1.0	0	6.5	.225	3-1
Aug 29, 201	ALABAMA STATE	*3	7	1	14	.429	38	76	.500	1	1	14	.929	0	0	.000	10	0	0	0	0.0	0	8.0	.248	3-0
Sep 02, 201	vs North Carolina	*4	4	1	15	.200	47	126	.373	0	1	14	.929	0	0	.000	9	0	3	0	3.0	0	5.5	.207	3-1
Sep 03, 201	vs NC State	*5	4	0	11	.364	44	128	.344	1	2	15	.867	0	0	.000	12	0	1	2	1.0	0	5.5	.228	3-2
Totals		22	28	6	69	.319	232	591	.393	5	5	90	.944	0	0	.000	60	0	6	2	6.0	2	36.0		

Sets played: 22
Kills per set: 1.27
Assists per set: 10.55

Service aces per set: 0.23
Digs per set: 2.73
Blocks per set: 0.27

Points per set: 1.64

CAREER STATISTICS

Year	Sets	MP	Kills	KPS	E	TA	Pct.	Ast.	APS	SA	SAPS	SE	Digs	DPS	RE	BS	BA	TB	BPS	Pts.	PTS
2014	115	31	85	.74	35	247	.202	1175	10.22	17	.15	27	329	2.86	1	5	41	46	.40	127.5	1.10
2015	121	30	119	.98	39	340	.235	1226	10.13	30	.25	40	313	2.59	0	6	53	59	.49	181.5	1.50
2016	123	31	153	1.24	53	448	.223	1227	9.98	14	.11	32	367	2.98	1	4	58	62	.50	200.0	1.63
2017	22	6	28	1.27	6	69	.319	232	10.55	5	.23	5	60	2.73	0	0	6	6	.27	36.0	1.64
TOTAL	381	98	385	1.01	133	1104	.228	3860	10.13	66	.17	10	1069	2.81	2	15	158	173	.45	545.0	1.43

SEC STATISTICS

Year	Sets	MP	Kills	KPS	E	TA	Pct.	Ast.	APS	SA	SAPS	SE	Digs	DPS	RE	BS	BA	TB	BPS	Pts.	PTS
2014	66	18	50	.76	16	134	.254	681	10.32	8	.12	18	188	2.85	0	1	26	27	.41	72.0	1.09
2015	74	18	74	1.00	25	219	.224	733	9.91	17	.23	24	202	2.73	0	5	35	40	.54	113.5	1.53
2016	73	18	90	1.23	29	265	.230	746	10.22	7	.10	20	198	2.71	0	3	35	38	.52	117.5	1.60
TOTAL	213	54	214	1.00	70	618	.233	2160	10.14	32	.15	62	588	2.76	0	9	96	105	.49	303.0	1.42



MACY REECE

SENIOR / 6-2 / MB
 HENDERSONVILLE, TENN.
 GOODPASTURE CHRISTIAN SCHOOL

Category	Career High	Opponent/Date
Kills	25	vs. USEF, 9/13/14
Attempts	48	vs. USEF, 9/13/14
Hitting Percentage	.875	vs. Georgia, 10/12/16
Assists	2	at Georgia Tech, 8/25/17
Digs	3	6x, last vs. Colgate, 9/17/16
Blocks	7	2x, last at Alabama, 11/9/16
Aces	1	2x, last vs. USEF, 9/13/14
Points	28.0	vs. USEF, 9/13/14

Category	Season High	Opponent/Date
Kills	13	vs. North Carolina, 9/2/17
Attempts	37	vs. North Carolina, 9/2/17
Hitting Percentage	.412	at Georgia Tech, 8/25/17
Assists	2	at Georgia Tech, 8/25/17
Digs	2	at Georgia Tech, 8/25/17
Blocks	2	vs. Furman, 8/26/17
Aces	0	
Points	13.0	vs. North Carolina, 9/2/17

REECE'S 2017 SEASON HIGHLIGHTS

- Season-best 13 kills in the team's upset over No. 16 North Carolina in Puerto Rico (9/2).
- Had nine kills against Furman (8/26) with two blocks in the four-set victory.
- Hit .412 at Georgia Tech (8/25) to open the season with eight kills.

Date	Opponent	sp	attack			set			serve			recept			blocking				team						
			k	e	ta	pct	a	ta	pct	sa	se	ta	pct	re	ta	pct	dig	bs	ba	be	total	bhe	points	hit%	score
Aug 25, 201	at Georgia Tech	3	8	1	17	.412	2	3	.667	0	0	0	.000	0	0	.000	2	0	1	0	1.0	0	8.5	.422	3-0
Aug 26, 201	vs Michigan State	3	7	3	18	.222	0	0	.000	0	0	0	.000	0	0	.000	1	0	1	0	1.0	0	7.5	.049	0-3
Aug 26, 201	vs Furman	4	9	2	19	.368	0	1	.000	0	0	0	.000	0	0	.000	1	0	2	1	2.0	0	10.0	.225	3-1
Aug 29, 201	ALABAMA STATE	2	0	1	6	-.16	0	0	.000	0	0	0	.000	0	0	.000	1	0	0	0	0.0	0	0.0	.248	3-0
Sep 02, 201	vs North Carolina	4	13	3	37	.270	0	0	.000	0	0	0	.000	0	0	.000	1	0	0	0	0.0	0	13.0	.207	3-1
Sep 03, 201	vs NC State	2	0	3	11	-.27	0	0	.000	0	0	0	.000	0	0	.000	0	0	0	0	0.0	0	0.0	.228	3-2
Totals		18	37	13	108	.222	2	4	.500	0	0	0	.000	0	0	.000	6	0	4	1	4.0	0	39.0		

Sets played: 18
 Kills per set: 2.06
 Assists per set: 0.11

Digs per set: 0.33
 Blocks per set: 0.22


Points per set: 2.17

CAREER STATISTICS

Year	Sets	MP	Kills	KPS	E	TA	Pct.	Ast.	APS	SA	SAPS	SE	Digs	DPS	RE	BS	BA	TB	BPS	Pts.	PTS
2014	95	26	255	2.68	116	684	.203	4	.04	2	.02	1	40	.42	1	14	24	38	.40	283.0	2.98
2015	21	11	30	1.43	11	89	.213	0	.00	0	.00	1	6	.29	0	3	11	14	.67	38.5	1.81
2016	84	22	146	1.74	43	372	.277	2	.02	0	.00	0	18	.21	1	13	43	56	.67	180.5	2.14
2017	18	6	37	2.06	13	108	.222	2	.11	0	.00	0	6	.33	0	0	4	4	.22	39.0	2.17
TOTAL	218	65	468	2.15	183	1253	.227	8	.04	2	.01	2	70	.32	2	30	82	112	.51	541.0	2.48

SEC STATISTICS

Year	Sets	MP	Kills	KPS	E	TA	Pct.	Ast.	APS	SA	SAPS	SE	Digs	DPS	RE	BS	BA	TB	BPS	Pts.	PTS
2014	48	13	132	2.75	61	356	.199	3	.06	0	.00	0	22	.46	1	3	16	19	.40	143.0	2.98
2015	6	5	6	1.00	2	24	.167	0	.00	0	.00	1	3	.50	0	1	1	2	.33	7.5	1.17
2016	73	18	127	1.74	33	320	.294	2	.03	0	.00	0	15	.21	1	13	41	54	.74	160.5	2.19
TOTAL	127	36	265	2.09	96	700	.241	5	.04	0	.00	1	40	.31	2	17	58	75	.59	311.0	2.45



BRENNA MCILROY

JUNIOR / 5-11 / OH
GARLAND, TEXAS
ROWLETT HS



Category	Career High	Opponent/Date
Kills	21	at Georgia, 10/2/16
Attempts	61	2x, last vs. Santa Clara, 9/3/16
Hitting Percentage	.478	vs. Georgia Tech, 8/25/17
Assists	5	at Ole Miss, 10/19/16
Digs	22	vs. LSU, 10/4/15
Blocks	4	at LSU, 10/25/15
Aces	4	2x, last vs. Jacksonville, 9/10/16
Points	21.0	3x, last vs. Kentucky, 11/4/16

Category	Season High	Opponent/Date
Kills	16	vs. Furman, 8/26/17
Attempts	46	vs. Furman, 8/26/17
Hitting Percentage	.478	at Georgia Tech, 8/25/17
Assists	2	vs. Furman, 8/26/17
Digs	14	vs. North Carolina, 9/2/17
Blocks	2	2x, last vs. NC State, 9/3/17
Aces	1	2x, last vs. Furman, 8/26/17
Points	17.5	vs. Furman, 8/26/17

MCILROY'S 2017 SEASON HIGHLIGHTS

- Named to the Hyatt Regency Invitational All-Tournament team after having a successful opening weekend for the Tigers.
- Her .478 hitting percentage at Georgia Tech (8/25) set a career best as she went 12-1-23 vs. the Yellow Jackets.
- Picked up her first double-double of the season, totaling a season-high 16 kills with 13 digs vs. Furman (8/26).
- Second double-double came in the come-from-behind win over NC State (9/3), finishing with 11 kills and 10 digs.
- Leading the team in kills (59) and kills per set (2.68).

Date	Opponent	sp	attack				set			serve				recept			blocking				team				
			k	e	ta	pct	a	ta	pct	sa	se	ta	pct	re	ta	pct	dig	bs	ba	be	total	bhe	points	hit%	score
Aug 25, 201	at Georgia Tech	*3	12	1	23	.478	1	4	.250	1	3	12	.750	0	11	1.00	7	0	0	0	0.0	1	13.0	.422	3-0
Aug 26, 201	vs Michigan State	*3	5	6	29	-.03	1	2	.500	0	2	6	.667	1	22	.955	7	1	1	0	2.0	0	6.5	.049	0-3
Aug 26, 201	vs Furman	*4	16	4	46	.261	2	10	.200	1	2	15	.867	0	46	1.00	13	0	1	0	1.0	0	17.5	.225	3-1
Aug 29, 201	ALABAMA STATE	*3	6	6	20	.000	2	5	.400	1	1	18	.944	0	13	1.00	9	0	2	0	2.0	0	8.0	.248	3-0
Sep 02, 201	vs North Carolina	*4	9	4	29	.172	1	5	.200	0	4	14	.714	1	28	.964	14	0	0	1	0.0	0	9.0	.207	3-1
Sep 03, 201	vs NC State	*5	11	3	41	.195	0	6	.000	0	2	11	.818	2	43	.953	10	0	2	2	2.0	0	12.0	.228	3-2
Totals		22	59	24	188	.186	7	32	.219	3	14	76	.816	4	163	.975	60	1	6	3	7.0	1	66.0		

Sets played: 22
Kills per set: 2.68
Assists per set: 0.32

Service aces per set: 0.14
Digs per set: 2.73
Blocks per set: 0.32


Points per set: 3.00

CAREER STATISTICS

Year	Sets	MP	Kills	KPS	E	TA	Pct.	Ast.	APS	SA	SAPS	SE	Digs	DPS	RE	BS	BA	TB	BPS	Pts.	PTS
2015	121	30	333	2.75	183	1043	.144	16	.13	32	.26	60	291	2.40	27	13	31	44	.36	393.5	3.25
2016	112	29	351	3.13	166	1113	.166	23	.21	36	.32	72	257	2.29	12	13	17	30	.27	408.5	3.64
2017	22	6	59	2.68	24	188	.186	7	.32	3	.14	14	60	2.73	4	1	6	7	.32	66.0	3.00
TOTAL	255	65	743	2.91	373	2344	.158	46	.18	71	.28	14	608	2.38	43	27	54	81	.32	868.0	3.40

SEC STATISTICS

Year	Sets	MP	Kills	KPS	E	TA	Pct.	Ast.	APS	SA	SAPS	SE	Digs	DPS	RE	BS	BA	TB	BPS	Pts.	PTS
2015	74	18	197	2.66	111	636	.135	9	.12	18	.24	38	174	2.35	18	11	16	27	.36	234.0	3.16
2016	62	16	193	3.11	98	589	.161	15	.24	17	.27	42	153	2.47	5	6	11	17	.27	221.5	3.56
TOTAL	136	34	390	2.87	209	1225	.148	24	.18	35	.26	80	327	2.40	23	17	27	44	.32	455.5	3.35



KARIS BEASLEY

SOPHOMORE / 5-9 / OH/DS
GRANBURY, TEXAS
GRANBURY HS

9

Category	Career High	Opponent/Date
Kills	-	-
Attempts	3	2x, last vs. North Carolina, 9/2/17
Hitting Percentage	-	-
Assists	2	at Georgia Tech, 8/25/17
Digs	11	vs. Furman, 8/26/17
Blocks	-	-
Aces	3	vs. North Carolina, 9/2/17
Points	3.0	vs. North Carolina, 9/2/17

BEASLEY'S 2017 SEASON HIGHLIGHTS

- Collegiate debut at Georgia Tech (8/25) and finished with one service ace and three digs.
- Totaled two aces and 11 digs in the 3-1 win over Furman (8/26).
- Set a career-best with three aces in the team's 3-1 upset over No. 16 North Carolina (9/2).

Date	Opponent	sp	attack			set			serve				recept			blocking				team					
			k	e	ta	pct	a	ta	pct	sa	se	ta	pct	re	ta	pct	dig	bs	ba	be	total	bhe	points	hit%	score
Aug 25, 201	at Georgia Tech	*3	0	2	3	-.66	2	2	1.00	1	1	11	.909	0	9	1.00	3	0	0	0	0.0	0	1.0	.422	3-0
Aug 26, 201	vs Michigan State	*3	0	1	2	-.50	0	1	.000	1	2	11	.818	3	15	.800	5	0	0	0	0.0	0	1.0	.049	0-3
Aug 26, 201	vs Furman	*4	0	1	1	-1.00	1	4	.250	2	3	13	.769	0	10	1.00	11	0	0	0	0.0	0	2.0	.225	3-1
Aug 29, 201	ALABAMA STATE	*3	0	0	0	.000	0	2	.000	1	1	8	.875	1	20	.950	1	0	0	0	0.0	0	1.0	.248	3-0
Sep 02, 201	vs North Carolina	*4	0	0	3	.000	0	1	.000	3	4	16	.750	2	14	.857	7	0	0	0	0.0	0	3.0	.207	3-1
Sep 03, 201	vs NC State	*5	0	0	2	.000	0	0	.000	0	3	15	.800	0	16	1.00	9	0	0	0	0.0	0	0.0	.228	3-2
Totals		22	0	4	11	-.36	3	10	.300	8	14	74	.811	6	84	.929	36	0	0	0	0.0	0	8.0		

Sets played: 22
Kills per set: 0.00
Assists per set: 0.14

Service aces per set: 0.36
Digs per set: 1.64
Blocks per set: 0.00

Points per set: 0.36

CAREER STATISTICS

Year	Sets	MP	Kills	KPS	E	TA	Pct.	Ast.	APS	SA	SAPS	SE	Digs	DPS	RE	BS	BA	TB	BPS	Pts.	PTS
2017	22	6	0	.00	4	11	-.364	3	.14	8	.36	14	36	1.64	6	0	0	0	.00	8.0	.36
TOTAL	22	6	0	.00	4	11	-.364	3	.14	8	.36	14	36	1.64	6	0	0	0	.00	8.0	.36



ENIJA BIDZANE

SOPHOMORE / 5-9 / OH
TALSI, LATVIA
MURJANU GYMNASIUM

13

Category	Career High	Opponent/Date
Kills	19	at Eastern Michigan, 9/17/16
Attempts	38	at Eastern Michigan, 9/17/16
Hitting Percentage	.667	vs. Colgate, 9/17/16
Assists	2	vs. Georgia, 10/12/16
Digs	10	vs. Georgia, 10/12/16
Blocks	5	vs. Mississippi State, 10/16/16
Aces	3	vs. Missouri, 10/7/16
Points	19.5	at Eastern Michigan, 9/17/16

2016: Started in six matches for the Tigers and appeared in 22 at outside hitter ... Finished with 103 kills on the season with a 1.87 kills/set average ... Career-high 19 kills at Eastern Michigan (9/17) ... Led the team with 14 kills and a .500 hitting percentage vs. Alabama (10/9) ... Had a career-high 10 digs with seven kills in 3-0 sweep of Georgia (10/12) ... Totaled three service aces against Missouri (10/7) ... Finished with a career-best five blocks in 3-2 win over Mississippi State (10/16).

PRIOR TO AUBURN: Brings a wealth of international experience ... Member of the Latvian team at the 2015 Women's European Championship ... Participated in the U20 and U18 European Qualification for the World Championships in 2015 and 2013, respectively ... Competed at the 2014 U19 and 2013 U18 European Championships ... Member of the Zeltaleja club that competes in the Baltic Women's League ... Named the top hitter following the 2014-15 Latvia Women's Volleyball Championship ... Member of the 2011-12 Latvian Youth championship team and was named the top player.

PERSONAL: Daughter of Kristina Bidzane and Mareks Bidzans ... Has a brother, Valts Bidzans ... Enjoys anything related to art ... Working on a degree from the College of Liberal Arts.

CAREER STATISTICS

Year	Sets	MP	Kills	KPS	E	TA	Pct.	Ast.	APS	SA	SAPS	SE	Digs	DPS	RE	BS	BA	TB	BPS	Pts.	PTS
2016	55	22	103	1.87	55	325	.148	3	.05	7	.13	9	46	.84	7	3	12	15	.27	119.0	2.16
TOTAL	55	22	103	1.87	55	325	.148	3	.05	7	.13	9	46	.84	7	3	12	15	.27	119.0	2.16

SEC STATISTICS

Year	Sets	MP	Kills	KPS	E	TA	Pct.	Ast.	APS	SA	SAPS	SE	Digs	DPS	RE	BS	BA	TB	BPS	Pts.	PTS
2016	39	14	65	1.67	32	216	.153	3	.08	7	.18	8	42	1.08	7	3	10	13	.33	80.0	2.05
TOTAL	39	14	65	1.67	32	216	.153	3	.08	7	.18	8	42	1.08	7	3	10	13	.33	80.0	2.05



GWYN JONES

SOPHOMORE / 6-3 / MB
GREENVILLE, IND.
FLOYD CENTRAL HS

Category	Career High	Opponent/Date
Kills	16	2x, last at Missouri, 11/18/16
Attempts	41	vs. Ole Miss, 11/6/16
Hitting Percentage	.526	at Texas A&M, 9/25/16
Assists	1	at Georgia, 10/2/16
Digs	3	at Georgia Tech, 8/25/17
Blocks	4	5x, last vs. Mississippi State, 10/16/16
Aces	-	-
Points	17.0	at Arkansas, 10/23/16

Category	Season High	Opponent/Date
Kills	14	vs. NC State, 9/3/17
Attempts	30	vs. NC State, 9/3/17
Hitting Percentage	.462	at Georgia Tech, 8/25/17
Assists	-	-
Digs	3	at Georgia Tech, 8/25/17
Blocks	3	vs. North Carolina, 9/2/17
Aces	-	-
Points	14.5	vs. NC State, 9/3/17

JONES' 2017 SEASON HIGHLIGHTS

- Started all six matches so far this season, playing both right side and middle for the Tigers.
- Third on the team in kills (53) and kills per set (2.41).
- Season-best 14 kills with a .400 hitting percentage in the 3-2 victory over NC State (9/3).
- Had nine kills and a season-high three blocks in Auburn's upset over No. 16 North Carolina (9/2).
- Notched 10 kills in the home opener against Alabama State (8/29).
- Seven kills at Georgia Tech (8/25) and vs. Furman (8/26).

- Hit a solid .462 to open the season vs. the Yellow Jackets.

Date	Opponent	sp	attack			set			serve			recept			blocking				team						
			k	e	ta	pct	a	ta	pct	sa	se	ta	pct	re	ta	pct	dig	bs	ba	tb	bps	pts	hit%	score	
Aug 25, 201	at Georgia Tech	*3	7	1	13	.462	0	0	.000	0	0	0	.000	0	0	.000	3	0	2	0	2.0	0	8.0	.422	3-0
Aug 26, 201	vs Michigan State	*3	6	7	22	-.04	0	1	.000	0	0	0	.000	1	2	.500	1	0	1	0	1.0	0	6.5	.049	0-3
Aug 26, 201	vs Furman	*4	7	6	24	.042	0	0	.000	0	0	0	.000	0	1	1.00	1	0	1	2	1.0	0	7.5	.225	3-1
Aug 29, 201	ALABAMA STATE	*3	10	4	17	.353	0	0	.000	0	0	0	.000	0	0	.000	1	0	1	0	1.0	0	10.5	.248	3-0
Sep 02, 201	vs North Carolina	*4	9	5	29	.138	0	1	.000	0	0	0	.000	0	0	.000	2	0	3	0	3.0	0	10.5	.207	3-1
Sep 03, 201	vs NC State	*5	14	2	30	.400	0	3	.000	0	0	0	.000	0	0	.000	2	0	1	0	1.0	0	14.5	.228	3-2
Totals		22	53	25	135	.207	0	5	.000	0	0	0	.000	1	3	.667	10	0	9	2	9.0	0	57.5		

Sets played: 22
Kills per set: 2.41

Digs per set: 0.45
Blocks per set: 0.41

Points per set: 2.61

CAREER STATISTICS

Year	Sets	MP	Kills	KPS	E	TA	Pct.	Ast.	APS	SA	SAPS	SE	Digs	DPS	RE	BS	BA	TB	BPS	Pts.	PTS
2016	123	31	321	2.61	117	771	.265	1	.01	0	.00	2	21	.17	0	0	59	59	.48	350.5	2.85
2017	22	6	53	2.41	25	135	.207	0	.00	0	.00	0	10	.45	1	0	9	9	.41	57.5	2.59
TOTAL	145	37	374	2.58	142	906	.256	1	.01	0	.00	2	31	.21	1	0	68	68	.47	408.0	2.81

SEC STATISTICS

Year	Sets	MP	Kills	KPS	E	TA	Pct.	Ast.	APS	SA	SAPS	SE	Digs	DPS	RE	BS	BA	TB	BPS	Pts.	PTS
2016	73	18	216	2.96	80	507	.268	1	.01	0	.00	0	9	.12	0	0	30	.41	.41	231.0	3.16
TOTAL	73	18	216	2.96	80	507	.268	1	.01	0	.00	0	9	.12	0	0	30	.41	.41	231.0	3.16



SHAINA WHITE

SOPHOMORE / 6-1 / MB
MISSION VIEJO, CALIF.
NORTHEASTERN UNIVERSITY
MISSION VIEJO HS

4

Category	Career High	Opponent/Date
Kills	14	vs. Furman, 8/26/17
Attempts	27	vs. NC State, 9/3/17
Hitting Percentage	.714	at Georgia Tech, 8/25/17
Assists	2	vs. NC State, 9/3/17
Digs	4	2x, last vs. Furman, 8/26/17
Blocks	5	vs. NC State, 9/3/17
Aces	2	vs. Furman, 8/26/17
Points	17.5	vs. Furman, 8/26/17

WHITE'S 2017 SEASON HIGHLIGHTS

- Hitting .439 on the season and ranks second in the Southeastern Conference with that mark.
- Named to the Hyatt Regency Invitational All-Tournament Team after finishing with a solid .605 hitting percentage to open the season.
- Has recorded double-digit kills in four of six matches this year.
- Totaled a career-high 14 kills vs. Furman (8/26) and added two blocks and two aces for a career-best 17.5 points.
- Added 10 kills against Alabama State (8/29).
- Finished with a career-best five blocks to go with 12 kills in the five-set

- victory over NC State (9/3).
- Major contributor in Auburn's upset of No. 16 North Carolina (9/2), having 11 kills in the match.

Date	Opponent	sp	attack			set			serve				recept			blocking					team				
			k	e	ta	pct	a	ta	pct	sa	se	ta	pct	re	ta	pct	dig	bs	ba	be	total	bhe	points	hit%	score
Aug 25, 201	at Georgia Tech	*3	5	0	7	.714	0	1	.000	0	1	14	.929	0	0	.000	4	0	1	0	1.0	0	5.5	.422	3-0
Aug 26, 201	vs Michigan State	*3	5	0	10	.500	0	0	.000	0	0	5	1.00	0	0	.000	1	0	1	1	1.0	0	5.5	.049	0-3
Aug 26, 201	vs Furman	*4	14	1	21	.619	0	2	.000	2	0	15	1.00	0	0	.000	4	1	1	0	2.0	0	17.5	.225	3-1
Aug 29, 201	ALABAMA STATE	*3	10	2	18	.444	0	0	.000	0	0	13	1.00	0	0	.000	2	0	1	0	1.0	0	10.5	.248	3-0
Sep 02, 201	vs North Carolina	*4	11	3	24	.333	0	0	.000	0	0	22	1.00	0	0	.000	1	1	0	0	1.0	0	12.0	.207	3-1
Sep 03, 201	vs NC State	*5	12	4	27	.296	2	2	1.00	0	1	16	.938	0	0	.000	2	1	4	0	5.0	0	15.0	.228	3-2
Totals		22	57	10	107	.439	2	5	.400	2	2	85	.976	0	0	.000	14	3	8	1	11.0	0	66.0		

Sets played: 22
Kills per set: 2.59
Assists per set: 0.09

Service aces per set: 0.09
Digs per set: 0.64
Blocks per set: 0.50

Points per set: 3.00

CAREER STATISTICS

Year	Sets	MP	Kills	KPS	E	TA	Pct.	Ast.	APS	SA	SAPS	SE	Digs	DPS	RE	BS	BA	TB	BPS	Pts.	PTS
2017	22	6	57	2.59	10	107	.439	2	.09	2	.09	2	45	2.05	0	3	8	11	.50	66.0	3.00
TOTAL	22	6	57	2.59	10	107	.439	2	.09	2	.09	2	45	2.05	0	3	8	11	.50	66.0	3.00



ANNA STEVENSON

FRESHMAN / 6-1 / MB
LAURENS, S.C.
LAURENS HS

Category.....	Career High.....	Opponent/Date
Kills.....	9.....	2x, last vs. North Carolina, 9/2/17
Attempts.....	27.....	vs. North Carolina, 9/2/17
Hitting Percentage.....	.667.....	at Georgia Tech, 8/25/17
Assists.....
Digs.....	2.....	vs. Alabama State, 8/29/17
Blocks.....	5.....	at Georgia Tech, 8/25/17
Aces.....
Points.....	11.0.....	vs. North Carolina, 9/2/17

STEVENSON'S 2017 SEASON HIGHLIGHTS

- First career start came at Georgia Tech (8/25).
- Totaled a career-best nine kills at home vs. Alabama State (8/29).
- Added nine kills and four blocks in Auburn's upset of No. 16 North Carolina (9/2).
- Finished with eight kills and a .353 hitting percentage in the 3-2 comeback over NC State (9/3).
- Had six kills and a .667 hitting percentage vs. the Yellow Jackets in her first career start.
- Led the team with five blocks in the match, including the match-winning

solo stuff.

Date	Opponent	sp	attack			set			serve				recept			blocking				team					
			k	e	ta	pct	a	ta	pct	sa	se	ta	pct	re	ta	pct	dig	bs	ba	be	total	bhe	points	hit%	score
Aug 25, 201	at Georgia Tech	*3	6	0	9	.667	0	0	.000	0	0	0	.000	0	1	1.00	0	2	3	0	5.0	0	9.5	.422	3-0
Aug 26, 201	vs Michigan State	*2	0	4	8	-.50	0	2	.000	0	0	0	.000	0	0	.000	1	0	0	1	0.0	0	0.0	.049	0-3
Aug 26, 201	vs Furman	*2	4	6	17	-.11	0	0	.000	0	0	0	.000	0	0	.000	1	1	0	0	1.0	0	5.0	.225	3-1
Aug 29, 201	ALABAMA STATE	*3	9	8	19	.053	0	0	.000	0	0	0	.000	0	1	1.00	2	0	2	1	2.0	0	10.0	.248	3-0
Sep 02, 201	vs North Carolina	*4	9	5	27	.148	0	2	.000	0	0	0	.000	0	0	.000	0	0	4	0	4.0	0	11.0	.207	3-1
Sep 03, 201	vs NC State	*5	8	2	17	.353	1	2	.500	0	0	0	.000	0	1	1.00	1	0	0	1	0.0	0	8.0	.228	3-2
Totals		19	36	25	97	.113	1	6	.167	0	0	0	.000	0	3	1.00	5	3	9	3	12.0	0	43.5		

Sets played: 19
Kills per set: 1.89
Assists per set: 0.05

Digs per set: 0.26
Blocks per set: 0.63

Points per set: 2.29

CAREER STATISTICS

Year	Sets	MP	Kills	KPS	E	TA	Pct.	Ast.	APS	SA	SAPS	SE	Digs	DPS	RE	BS	BA	TB	BPS	Pts.	PTS
2017	19	6	36	1.89	25	97	.113	1	.05	0	.00	0	5	.26	0	3	9	12	.63	43.5	2.26
TOTAL	19	6	36	1.89	25	97	.113	1	.05	0	.00	0	5	.26	0	3	9	12	.63	43.5	2.26



PAYTON WHITE

FRESHMAN / 5-7 / DS/L
 ZIONSVILLE, IND.
 CATHEDRAL HS

Category.....	Career High.....	Opponent/Date.....
Kills.....	-	-
Attempts.....	-	-
Hitting Percentage.....	-	-
Assists.....	2.....	vs. Alabama State, 8/29/17
Digs.....	14.....	vs. North Carolina, 9/2/17
Blocks.....	-	-
Aces.....	1.....	3x, last vs. NC State, 9/3/17
Points.....	1.0.....	3x, last vs. NC State, 9/3/17

WHITE'S 2017 SEASON HIGHLIGHTS

- Has played in all sets so far this season, providing solid defense in the back row.
- Had double-digit digs while in Puerto Rico, including a career-best 14 in the upset of No. 16 North Carolian (9/2).
- Finished with 11 digs vs. NC State and had one ace (9/3).
- Totaled nine digs against Alabama State (8/29) to go with a service ace.
- Fourth on the squad in digs (45) and digs per set (2.05).

Date	Opponent	sp	attack			set			serve				recept			dig	blocking				team				
			k	e	ta	pct	a	ta	pct	sa	se	ta	pct	re	ta		pct	bs	ba	be	total	bhe	points	hit%	score
Aug 25, 201	at Georgia Tech	3	0	0	0	.000	1	2	.500	0	0	9	1.00	0	6	1.00	0	0	0	0	0.0	0	0.0	.422	3-0
Aug 26, 201	vs Michigan State	3	0	0	0	.000	0	3	.000	1	2	9	.778	1	10	.900	5	0	0	0	0.0	0	1.0	.049	0-3
Aug 26, 201	vs Furman	4	0	0	0	.000	1	6	.167	0	1	13	.923	1	11	.909	6	0	0	0	0.0	0	0.0	.225	3-1
Aug 29, 201	ALABAMA STATE	3	0	0	0	.000	2	4	.500	1	2	13	.846	0	2	1.00	9	0	0	0	0.0	0	1.0	.248	3-0
Sep 02, 201	vs North Carolina	4	0	0	0	.000	1	8	.125	0	5	16	.688	1	28	.964	14	0	0	0	0.0	0	0.0	.207	3-1
Sep 03, 201	vs NC State	5	0	0	0	.000	1	3	.333	1	1	17	.941	0	22	1.00	11	0	0	0	0.0	0	1.0	.228	3-2
Totals		22	0	0	0	.000	6	26	.231	3	11	77	.857	3	79	.962	45	0	0	0	0.0	0	3.0		

Sets played: 22
 Assists per set: 0.27

Service aces per set: 0.14
 Digs per set: 2.05

Points per set: 0.14

CAREER STATISTICS

Year	Sets	MP	Kills	KPS	E	TA	Pct.	Ast.	APS	SA	SAPS	SE	Digs	DPS	RE	BS	BA	TB	BPS	Pts.	PTS
2017	13	4	0	.00	0	0	.000	4	.31	2	.15	5	20	1.54	2	0	0	0	.00	2.0	.15
TOTAL	13	4	0	.00	0	0	.000	4	.31	2	.15	5	20	1.54	2	0	0	0	.00	2.0	.15



ISABELLA THOMPSON

JUNIOR / 6-0 / MB
STOCKTON, CALIF.
SANTA BARBARA CITY COLLEGE
SAINT MARY'S HS

2

AT SBCC: Two-time All-WSC North performer ... Guided Santa Barbara City College to two WSC North titles and helped the team go 48-8 over two seasons (2015, 2016) ... Totaled 101 kills and 70 blocks in 2016, while her 50 solo blocks ranked No. 2 in the Western State Conference.

HIGH SCHOOL/CLUB: Played high school volleyball at Saint Mary's High School ... Competed with Pacific Coast Volleyball Club ... Four-time conference champion with Saint Mary's ... Member of the PCVC team that captured the Southern California Volleyball Association championship in 2015.

PERSONAL: Full name is Isabella Louise Thompson ... Daughter of Gina and Kevin Thompson ... Has an older brother, Nathaniel ... Plans on majoring in psychology through the College of Liberal Arts.



MORGAN KULL

FRESHMAN / 5-9 / S
ST. CHARLES, ILL.
ST. CHARLES EAST HS

11

KULL'S 2017 SEASON HIGHLIGHTS: Has played in two matches this year ... Came off the bench vs. No. 17 Michigan State (8/26) to serve ... Providing backup at setter vs. NC State (9/3).

HIGH SCHOOL/CLUB: Played high school volleyball at St. Charles East High School ... Two-time team captain ... Four-time Academic All-Conference ... Two-time All-Conference ... 2016 All-Area Team ... Kane County Athlete of the Month - November 2016 ... Played for Club Fusion Volleyball and was captain for 18 White ... 2017 United State Marine Corps Distinguished Athlete Award winner ... Also played soccer both at the high school and club level and was a three-year letterwinner for St. Charles.

PERSONAL: Full name is Morgan Rae Kull .. Daughter of Jim and Jennifer Kull ... Has an older sister, Katherine ... Mother, Jennifer, played volleyball at Wichita State ... Pursuing a pre-political science degree through the College of Liberal Arts.



SHEA MCNAMARA

FRESHMAN / 6-1 / MB
CUMMING, GA.
SOUTH FORSYTH HS

5

HIGH SCHOOL/CLUB: Guided South Forsyth High School to the state championship in 2015 and the state Final Four in 2016 ... 2015 All-State honorable mention ... 2015 All-Region first team ... 2015 Breakout Player of the Year ... 2014 All-County honorable mention ... Competed with A5 Volleyball Club.

PERSONAL: Full name is Shealyn Christin McNamara ... Daughter of Joe and Karen McNamara ... Has an older brother, Liam, who currently attends Auburn ... Has a younger brother, Reilly ... Grandfather played football at Kings College in Pennsylvania ... Plans on pursuing a degree in biomedical sciences with the College of Science and Mathematics.