



4 Auburn

September 22, 2012 • 6 p.m. CDT • ESPN
Auburn, Ala. • Jordan-Hare Stadium (87,451)

@LSUfbal • #LSUROAR

#2 LSU (3-0, 0-0 SEC)

SEPTEMBER (3-0)

1	North Texas (ESPNU)	W, 41-14
8	Washington (ESPN)	W, 41-3
15	Idaho (TigerVision PPV)	W, 63-14
22	* at Auburn (ESPN)	6 p.m.
29	Towson (ESPNU)	6 p.m.

OCTOBER

6	* at Florida	TBA
13	* South Carolina	TBA
20	* at Texas A&M	TBA

NOVEMBER

3	* Alabama (CBS)	7 p.m.
10	* Mississippi State	TBA
17	* Ole Miss	TBA
23	* at Arkansas (CBS)	1:30 p.m.

DECEMBER

1	SEC Championship Game (CBS)	3 p.m.
	Atlanta, Ga.	

Auburn (1-2, 0-1 SEC)

SEPTEMBER (1-2)

3	vs. Clemson (ESPN)	L, 26-19
8	* at Mississippi State (ESPN)	L, 28-10
15	UL-Monroe (SECN)	W, 31-28 (OT)
22	* LSU (ESPN)	6 p.m.

OCTOBER

6	* Arkansas	TBA
13	* at Ole Miss	TBA
20	* at Vanderbilt	TBA
27	* Texas A&M	TBA

NOVEMBER

3	New Mexico State	TBA
10	* Georgia	TBA
17	Alabama A&M	TBA
24	* at Alabama	TBA

On the Air

Radio • LSU Sports Radio Network

Jim Hawthorne, play-by-play
Doug Moreau, analyst
Gordy Rush, sideline



Television • ESPN

Brad Nessler, play-by-play
Todd Blackledge, analyst
Holly Rowe, sideline



Television • Cox Sports (delay)

Lyn Rollins, play-by-play
Greg Bowser, analyst
Ronnie Rantz, sideline



LSUsports.net

f t LSUsports.net/connect

NEXT UP

No. 2 LSU Opens SEC Play At Auburn On ESPN

Second-ranked LSU opens Southeastern Conference play on Saturday, traveling to face Auburn in a nationally-televised contest at 6 p.m. CT on ESPN in Jordan-Hare Stadium. LSU goes into the game coming off a 63-14 win over Idaho, while Auburn survived an overtime scare from Louisiana-Monroe, 31-28. Last year, LSU posted a 45-10 win over Auburn in Tiger Stadium in what was the largest-margin of victory for either team in the series. LSU leads the overall series, 25-20-1. LSU goes into the Auburn game riding a 24-game winning streak in games played during the month of September (last loss at Auburn, 2006) as well as the nation's longest regular-season winning streak at 16 straight (13 in 2011, 3 in 2012). With its win over Idaho last week, LSU set the FBS record for consecutive non-conference regular season wins with 40 in a row dating back to the 2002 season. LSU also set the school record for consecutive wins in Tiger Stadium at 20 straight. With its 63-14 win over Idaho, 16 of LSU's last 17 wins have come by double-digits and the Tigers have scored 40 or more points in 13 of their last 17 contests. LSU goes into the Auburn game leading the SEC in scoring (48.3 ppg), rushing offense (269.3 ypg), rushing defense (47.0 ypg) and total defense (205.0 ypg). LSU is also allowing just 10.3 points per game – third in the league. Junior QB **Zach Mettenberger** (3-0 as a starter) has completed 48-of-66 passes (73 percent) for 609 yards, 4 TDs and just 2 interceptions. Four LSU running backs have scored at least 2 TDs with sophomore **Kenny Hilliard** leading the way with 303 rushing yards and an SEC-best 6 TDs. **Alfred Blue** is second on team with 270 rushing yards and 2 TDs. Sophomore WR **Jarvis Landry** leads the team with 14 catches for 137 yards and 1 score. Defensively, 13 players have at least one tackle for loss and/or a sack to their credit with LB **Kevin Minter** (21 tackles, 3.0 TFL) leading the way. LB **Lamin Barrow** (18 tackles) and true freshman CB **Jalen Mills** (17 tackles, 2 int., 1 PBU) are other defensive leaders for the Tigers. P **Brad Wing** (48.6) and PK **Drew Alleman** (4-of-5 FGs, 19-of-19 PATs) lead LSU's special teams.

STORYLINES

- LSU goes into the Auburn game undefeated for the third straight year and for the fifth time in eight years under **Les Miles**. LSU was 2-0 in 2006 and 2008 and 7-0 in 2010 and 2011 heading into the Auburn game.
- LSU is looking to go 4-0 for the 6th straight year. LSU's current streak of starting 4-0 for five straight years is the longest such streak in school history.
- LSU opened the season by scoring 40 or more points in its first three games, which is only the second time in modern day school history (SEC era) that it's ever happened. The only other time came in 2007.
- The winner of the LSU-Auburn game

has gone on to represent the Western Division in the SEC Championship Game 8 of the last 12 years.

- Home team in the LSU-Auburn series has won 11 of last 12 meetings, with the exception coming in 2008 when LSU won at Jordan-Hare Stadium, 26-21.
- LSU is 47-4 vs. unranked teams under **Les Miles**, which includes a current streak of 15 straight wins.
- LSU has scored 11 defensive TDs under defensive coordinator **John Chavis** (43 games). Last week, LSU returned a pair of interceptions for TDs for its first defensive scores of 2012.
- LSU has scored 18 special teams

- touchdowns under **Les Miles** (10 punt returns, 3 kickoff returns, 2 returns of a blocked field goal, 1 return of a fumbled punt, 1 return of a blocked punt, and 1 fake field goal).
- LSU has won 24 straight games during the month of September, a streak that dates back to a 7-3 loss at Auburn in 2006.
- LSU is 38-4 under **Les Miles**, including 22 straight victories, when having fewer turnovers than its opponent.
- LSU is ranked in the Top 10 in both the AP and USA Today Coaches Polls for the 21st consecutive week. The streak dates back to the final polls of the 2010 season.

BREAKDOWN

LSU

Record	3-0 (0-0 SEC)
Ranking	No. 2 Associated Press No. 2 USA Today/Coaches
Last Game	Sept. 15 in Baton Rouge def. Idaho, 63-14
Head Coach	Les Miles
Career Record	106-39/12th year
LSU Record	78-18/eighth year
Miles vs. AU	5-2



Auburn

Record	1-2 (0-1 SEC)
Ranking	NR Associated Press NR USA Today/Coaches
Last Game	Sept. 15 in Auburn, Ala. def. ULM, 31-28 (OT)
Head Coach	Gene Chizik
Career Record	36-31/sixth year
AU Record	31-12/fourth year
Chizik vs. LSU	1-2



Auburn Week

17 MONDAY Miles Press Luncheon 11:30 a.m. - Athletic Building, 5th Floor 1:15 p.m. - Player Interviews (Indoor Facility) Practice 4 p.m. - McClendon Practice Facility (Closed) 6:15 p.m. - Player Interviews	18 TUESDAY Miles Press Luncheon Practice 4 p.m. - McClendon Practice Facility (Closed) 6 p.m. - Player Interviews	19 WEDNESDAY SEC Teleconference 10 a.m. Miles on call Practice 4 p.m. - McClendon Practice Facility (Closed) 6 p.m. - Miles post practice interview (Team Room) Miles Radio Show 7 p.m. - Tj Ribs (Acadian)	20 THURSDAY Practice 4 p.m. - McClendon Practice Facility (Closed)	21 FRIDAY Walk Through TBA (Closed) Depart For Auburn: TBA Road Headquarters: Embassy Suites 3000 Tallapoosa St. Montgomery, Ala. 334.269.5055	22 SATURDAY Game Day LSU at Auburn Jordan-Hare Stadium 6 p.m. CT • ESPN Post Game Coach Miles is available following the game in the press conference room. Players will immediately follow in press conf. room	23 SUNDAY TV Replay: LSU vs. Auburn 7 p.m. Cox Sports Television (CST) (HD channel 1037 and 37 in Baton Rouge)
--	--	--	--	---	---	--

LSU Media Services

Les Miles Interviews

Monday Press Luncheon

LSU coach Miles meets with the media each Monday of game week in the press conference room, which is located on the fifth floor of the LSU Athletic Administration Building. Lunch is served at 11:30 a.m. (CT) followed by comments from the Coach Miles at 12:15 p.m. (CT). Media members can park in Lot F on campus, which is located off of Nicholson Drive in front of the track stadium. A transcript of coach Miles' opening statement and as well as the question and answer session can be found on the Internet at www.LSUsports.net/media.

Listen To Les Miles' Weekly Press Conference

Members of the media can access the audio portion of Coach Miles' Weekly Press Luncheon each Monday starting at 12:10 p.m. CT at www.LSUsports.net/live or over the radio in the Baton Rouge area on 104.5 FM.

SEC Teleconference

The 14 SEC coaches are featured on a weekly teleconference each Wednesday at 10 a.m. (CT) during the regular season. Coach Miles speaks for 10 minutes starting at 10 a.m. Contact the LSU Sports Information Department to obtain the phone number to access the call.

Wednesday Post Practice

Coach Miles meets with the media immediately after practice on Wednesday's during the regular-season in the Team Room of the LSU Operations Center. This interview takes place at approximately 6 p.m. each week.

LSU Player Interviews

LSU players are available to the media three times during a typical game week - Mondays, Tuesdays and following the game on Saturday. Interview requests for the Monday and Tuesday media opportunities should be made at least 24 hours in advance and emailed to Michael Bonnette (mbonnet@lsu.edu) and Bill Martin (wmarti4@lsu.edu). Members of the media are not permitted to contact players on their cell phones under any circumstance.

Following the Press Luncheon

LSU players will be made available at 1:45 p.m. (CT) following head coach Les Miles' Press Luncheon each Monday afternoon at the Indoor Football Facility. Requests must be made on (or prior to) the Sunday following the game.

Post Practice

LSU players are available after practice on Monday and Tuesday by appointment at the Indoor Football Facility. These interviews are held at approximately 6:30 p.m. on Monday at 6:15 on Tuesday.

LSU Video Newsfeed

LSU will be distributing video interviews and other highlights via FTP during the 2012 season. A link to download the newsfeed each will be emailed to members of the media each Monday afternoon during the season. Email Michael Bonnette at mbonnet@lsu.edu to be placed on the distribution list.

WHO TO CONTACT

Sports Information Office

(225) 578-8226

Assoc. AD/Sports Information Director

Michael Bonnette • Assoc. AD/Sports Information Dir.

E-mail: mbonnet@lsu.edu • Twitter: @LSUBonnette

Bill Martin • Associate Sports Information Director

E-mail: wmarti4@lsu.edu • Twitter: @LSUBillMartin

Jake Terry • Associate SID (Social Media)

E-mail: jtery9@lsu.edu • Twitter: @LSUjake

LSU Television

Kevin Wagner - jwagne2@lsu.edu

LSU Radio

Jim Hawthorne - lsuradio@lsu.edu

LSU Sports Information Mailing Address

LSU Box 25095

Baton Rouge, LA 70803

ON THE INTERNET

www.LSUsports.net/media

The Official Website of LSU Athletics is home to all the football information you need. Schedules, results, rosters, bios, statistics and game notes can be found and are always up to date. The GAMEDAY section, updated daily, has all relevant info for the upcoming game.

<http://media.lsusports.net>

Media can access images for all LSU athletic teams, including action shots, heads shots, logos, etc. To gain access to the high-resolution pictures, email Michael Bonnette. You will be assigned a login and password that will enable you to retrieve pictures. This service is for the media use only.

CollegePressBox.com

Collegepressbox.com is the official media website for SEC Football. Access and download weekly game notes, quotes, statistics, media guides, headshots, logos and more for the conference and each of its member schools. Login information will be distributed to accredited media or you can apply for a password by sending an e-mail to password@collegepressbox.com.

LSU Football on Twitter & Facebook

facebook.com/lsufootball

twitter.com/lsufball

twitter.com/lsucoachmiles

twitter.com/lsumediaalerts

LSUsports.net/connect





THE LES MILES FILE

Born: Nov. 10, 1953

Hometown: Elyria, Ohio

Wife: Kathy

Children: Kathryn "Smacker", Leslie Matthew, "Manny", Benjamin, and Macy Grace

College: Michigan, '76

Coaching Experience

1980-81	Assistant Coach	Michigan
1982-86	Assistant Coach	Colorado
1987-94	Assistant Coach	Michigan
1995-97	Assistant Coach	Oklahoma State
1998-00	Assistant Coach	Dallas Cowboys
2001-04	Head Coach	Oklahoma State
2005-	Head Coach	LSU

LES MILES NOTABLES

78-18	Overall Record at LSU
47-4	Record vs. Unranked Teams
46-6	Record in Tiger Stadium
41-15	Record in SEC Regular Season Games
31-14	Record vs. Top 25 Teams
26-9	Record vs. SEC Western Division (Reg. 5)
22-6	Record in SEC Home Games
19-9	Record in SEC Road Games
18	Fourth Quarter/Overtime Comeback Wins For LSU Since 2005
12-10	Record vs. Top 10 Teams
13	Number of wins over coaches who have won a national title *
5-2	Record in Bowl Games
2-1	Record in BCS Bowl Games
1	BCS National Championship
2	SEC Championships

* - Came against Philip Fulmer (twice), Urban Meyer (three times), Larry Coker, Steve Spurrier (twice), Nick Saban (three times), Gene Chizik and Jim Tressel.

Les Miles

2011 NATIONAL COACH OF THE YEAR • EIGHTH SEASON

Now entering his eighth year into his reign as head coach at LSU, Les Miles has guided the Tiger football program to its most successful stretch - both on and off the field - in the history of the sport at the school. With 78 victories, two SEC titles and two appearances in the BCS National Championship Game, LSU's success since the start of the 2005 season is unmatched in college football. In the classroom, LSU ranks second in the SEC to only Vanderbilt in the most recent release of graduation rates as 152 Tigers have earned their degree under Miles' watch.

While LSU came up a game short of claiming its second BCS title under Miles in 2011, it was still a record-setting season for Miles and the Tigers. LSU went 13-0 during the regular season for the first time in school history, beat a school-record eight Top 25 teams, registered 12 of its 13 wins by double-figures and spent 11 straight weeks as the nation's No. 1 ranked team. Throw in five first-team All-Americans, two national award winners, and a Heisman Trophy finalist and the 2011 regular season ranked as the most successful in school history.

Miles' accomplishments haven't come without hard work and a steadfast approach that expects excellence and dedication from his players, coaching staff and all of those who contribute to the success of LSU football. The Miles Method - a system that puts players in position to have success in the classroom, contribute and give back to the community, and compete for championships - is the foundation for which his program is built.

The results in his seven years with the program have been staggering as 157 players have graduated, 120 have earned SEC Academic Honor Roll distinction and countless hours have been spent in the community. Since the 2007

season, LSU has seen 90 of its 109 seniors get their diplomas, including 21 of 25 seniors from the 2007 national championship team, all 19 from the 2008 squad, 20 of 24 from the 2009 team, 13 of 16 from 2010 and 16 of 25 from last year's club. Twelve players during that stretch who haven't completed their requirements for graduation are currently playing in the NFL.

In the community, the Tigers played instrumental roles during the recovery efforts following Hurricanes Katrina and Rita in 2005, which were two of the worst natural disasters to hit Louisiana. A week doesn't go by where members of the football team are visiting hospitals, reading at schools or serving as motivational speakers to area youth groups. It's become the LSU way and it's a spirit that has spread through the team.

On the field, the Tigers have won more games (78) than any other program in the SEC, finished in the nation's top 10 five times and delivered a league-best 42 NFL Draft picks, including 10 first round selections. LSU's also produced 16 first team All-Americans and had players win 11 national awards. In 2007, senior defensive tackle Glenn Dorsey became the most decorated defender in school history, winning four national awards, while Patrick Peterson followed that in 2010 by claiming two national awards - the Thorpe Award as the nation's top defensive back and the Bednarik Award as the nation's top defender.

Under Miles, the Tigers have posted at least 11 victories in a season five times and finished ranked among the top five in the nation three straight years (2005, '06, and '07), a first at LSU.

BY THE NUMBERS: LES MILES AT LSU

	2005	2006	2007	2008	2009	2010	2011	2012	TOTALS
vs. Unranked teams	6-0	8-0	5-1	6-2	8-1	6-0	5-0	3-0	47-4
vs. Top 25 teams	5-2	3-2	7-1	2-3	1-3	5-2	8-1	0-0	31-14
vs. Top 10 teams	2-1	2-2	3-0	1-2	0-3	1-1	3-1	0-0	12-10
SEC Regular Season	7-1	6-2	6-2	3-5	5-3	6-2	8-0	0-0	41-15
vs. SEC Western Division	5-0	4-1	4-1	2-3	3-2	3-2	5-0	0-0	26-9
vs. SEC Eastern Division	2-1	2-1	2-1	1-2	2-1	3-0	3-0	0-0	15-6
SEC home games	3-1	4-0	3-1	1-3	3-1	4-0	4-0	0-0	22-6
SEC road games	4-0	2-2	3-1	2-2	2-2	2-2	4-0	0-0	19-9
All home games	5-1	8-0	6-1	5-3	6-1	7-0	6-0	3-0	46-6
All road games	5-0	2-2	4-1	2-2	3-2	2-2	5-0	0-0	23-9
Neutral Site games	1-1	1-0	2-0	1-0	0-1	2-0	2-1	0-0	9-3
Bowl games	1-0	1-0	1-0	1-0	0-1	1-0	0-1	0-0	5-2

THE LES MILES RECORD

YEAR	SCHOOL	OVERALL RECORD	CONF. RECORD	NOTES
2001	Oklahoma State	4-7	2-6	
2002	Oklahoma State	8-5	5-3	Houston Bowl Champions
2003	Oklahoma State	9-4	5-3	
2004	Oklahoma State	7-5	4-4	
2005	LSU	11-2	7-1	No. 5, SEC West Champions
2006	LSU	11-2	6-2	No. 3, Sugar Bowl Champions
2007	LSU *	12-2	6-2	National Champions, SEC Champs
2008	LSU	8-5	3-5	Chick-fil-A Bowl Champions
2009	LSU	9-4	5-3	No. 17, Capital One Bowl
2010	LSU	11-2	6-2	No. 8, Cotton Bowl Champions
2011	LSU	13-1	8-0	No. 2, SEC Champions, BCS
2012	LSU	3-0	0-0	
TOTALS (12th year)		106-39	57-31	
LSU Record (eighth year)		78-18	41-15	
Oklahoma State Record (four years)		28-21	16-16	

TRACKING THE TIGERS

WEEK	AP	COACHES	HARRIS	BCS
Preseason	3	1	--	--
Week 2: 9/4	3	3	--	--
Week 3: 9/10	3	2	--	--
Week 4: 9/16	2	2	--	--

ASSOCIATED PRESS POLL (SEPT. 16)

RK.	TEAM	REC.	POINTS
1.	Alabama (58)	3-0	1498
2.	LSU (2)	3-0	1433
3.	Oregon	3-0	1356
4.	Florida State	3-0	1275
5.	Georgia	3-0	1203
6.	Oklahoma	2-0	1181
7.	South Carolina	3-0	1081
8.	West Virginia	2-0	1051
9.	Stanford	3-0	1009
10.	Clemson	3-0	899
11.	Notre Dame	3-0	854
12.	Texas	3-0	816
13.	USC	2-1	776
14.	Florida	3-0	743
15.	Kansas State	3-0	683
16.	Ohio State	3-0	680
17.	TCU	2-0	535
18.	Michigan	2-1	448
19.	UCLA	3-0	429
20.	Louisville	3-0	366
21.	Michigan State	2-1	318
22.	Arizona State	3-0	296
23.	Mississippi State	3-0	106
24.	Boise State	1-1	95
25.	Nebraska	2-1	80

USA TODAY COACHES POLL (SEPT. 16)

RK.	TEAM	REC.	POINTS
1.	Alabama (54)	3-0	1470
2.	LSU (5)	3-0	1411
3.	Oregon	3-0	1339
4.	Florida State	3-0	1240
5.	Oklahoma	2-0	1201
6.	Georgia	3-0	1150
7.	West Virginia	2-0	1114
8.	South Carolina	3-0	1071
9.	Clemson	3-0	955
10.	Texas	3-0	869
11.	Stanford	3-0	868
12.	USC	2-1	779
13.	Kansas State	3-0	767
14.	Florida	3-0	689
15.	Notre Dame	3-0	681
16.	TCU	2-0	675
17.	Michigan	2-1	507
18.	Louisville	3-0	434
19.	UCLA	3-0	375
20.	Michigan State	2-1	354
21.	Arizona	3-0	296
22.	Nebraska	2-1	194
23.	Mississippi State	3-0	99
24.	Wisconsin	2-1	97
25.	Oklahoma State	2-1	73

GAME CENTER: LSU VS. AUBURN

Date/Time: Saturday, Sept. 22 at 6 p.m. CT

Location: Auburn, Ala. – Jordan-Hare Stadium (87,451)

Television: ESPN HD (ch. 1035 in Baton Rouge) or ESPN (ch. 35 in Baton Rouge); WatchESPN.com
CST (delay on Sunday/Wednesday night) – cable ch. 37 or HD ch. 1037 in Baton Rouge

Radio: LSU Sports Radio Network - 98.1 FM in Baton Rouge
Sirius Satellite Radio - ch. TBA; XM Radio – ch. TBA

Series Record: LSU leads 25-20-1

Series Notes:

LSU and Auburn face each other for the 47th time with LSU holding a 25-20-1 lead in the series ... The teams have met every year since the SEC expansion in 1992 (20 games) with each team winning 10 times during that span ... Prior to 1992, the teams played only eight times from 1969 to 1989 ... Home team has won 11 of the last 12 games in the series with the exception coming in 2008 when LSU won at Auburn, 26-21 ... Last year, LSU posted a 45-10 win in Tiger Stadium. The 35-point victory last year by LSU marked the largest margin of victory in the series for either team ... Auburn won the last meeting between the teams at Jordan-Hare Stadium, 24-17 ... LSU's four of the last five games between the teams ... Between 1996-99, the visiting team won each game ... Six of last eight games have been decided by a touchdown or less ... The winner of the LSU-Auburn game has gone on to win the SEC Western Division eight of the last 12 years (exceptions came in 2002, 2006, 2008, 2009) ... In games between 1988 and 1997, the contest was decided by a touchdown or less seven of eight times ... Auburn holds a 10-6 advantage in games played at Auburn ... LSU coach **Les Miles** is 5-2 vs. Auburn, which includes a 4-0 mark in Tiger Stadium and a 1-2 record at Jordan-Hare ... Miles' only win at Jordan-Hare Stadium came in 2008 by a 26-21 count.

LAST TIME OUT: #3/2 LSU 63, IDAHO 14 • BATON ROUGE

Zach Mettenberger had his best game in an LSU uniform and the Tigers scored a pair of defensive touchdowns in rolling to a 63-14 win over Idaho in Tiger Stadium. The win ran LSU's non-conference regular season winning streak to 40 straight (longest in FBS history), while also extending its Tiger Stadium winning streak to a school-record 20 consecutive games. LSU never trailed in the contest, taking a 14-0 with touchdowns on its first two possessions. Mettenberger connected with **Kadron Boone** on a 17-yard TD to open the scoring for the Tigers at the 9:46 mark in the first quarter and **Alfred Blue** followed with a 3-yard TD run just three minutes later. Idaho got to within 14-7 early in the second quarter, but **Ronald Martin** extended the lead to 21-7 on a 45-yard interception return for a score. LSU led 28-14 at halftime. In the second half, LSU scored 35 unanswered points as the Tigers registered the most points in a game during the **Les Miles** era. DE **Lavar Edwards** returned an interception 23 yards for a TD four minutes in to the third quarter to extend the Tiger advantage to 35-14. **Kenny Hilliard**, who led LSU with 116 yards, scored two TDs in the third quarter, giving the Tigers a 49-14 advantage. True freshman RB **Jeremy Hill**, in his first collegiate action, had a pair of fourth quarter TD runs for the final margin of 63-14. For the game, the Tigers piled up 472 total yards (250 rushing, 222 passing), while limiting the Vandals to just 213 yards (39 rushing, 174 passing). Mettenberger finished 17-of-22 for 222 yards, two TDs and one interception. WR **Jarvis Landry** led the Tigers in receiving with five catches for 35 yards and a score. CB **Jalen Collins**, DT **Bennie Logan** and LB **Kevin Minter** each recorded 6 tackles to lead the Tigers, while S **Ronald Martin** had 5 tackles and a pair of interceptions in his first career start.

NOTEBOOK

LSU Opens League Play At Auburn

After opening the year with three straight non-conference games, second-ranked LSU starts SEC play on Saturday against Auburn. The last time LSU opened a season with three consecutive non-conference games came in 2003 when the Tigers started the year against Louisiana-Monroe, Arizona and Western Illinois before beating Georgia in week 4.

More On LSU Heading Into Auburn Game

- LSU brings the nation's longest regular season winning streak into the game at 16 straight, which dates back to last year's season-opening win over Oregon.
- LSU has won eight straight SEC games that are factored into league standings.
- LSU has won five straight road games, which includes four SEC games.
- LSU's 114 point combined margin of victory through the first three games is the fourth-highest total in school history for that span. The 2007 team won its first three games by a combined 130 points, followed by 1969 (123 points) and 2003 (116).
- LSU has scored 40 or more points in its first three games for just the second time in school history. The only other time the Tigers did it came in 2007 (45 vs. Miss. State, 48 vs. Va. Tech, and 44 vs. Middle Tennessee)
- LSU has scored 40 or more points in seven straight regular season games dating back to last year.

LSU In SEC Openers Under Miles

LSU is 5-2 in season-openers under **Les Miles** as the Tigers have won five straight league openers dating back to 2007. LSU lost its first two SEC openers under Miles in 2005 (Tennessee, 30-27) and 2006 (Auburn, 7-3) before starting its current five-game streak a year later with a 45-0 win over Mississippi State to start the year. Last year, LSU beat Mississippi State, 19-6, in the conference opener.

Miles vs. The SEC

LSU coach **Les Miles** is 42-18 against SEC teams (all games) since taking over for the Tigers in 2005. The 42 wins includes two victories in the SEC Championship Game, while the two of the 18 losses include a defeat to Georgia in the SEC title game and the loss to Alabama in the BCS National Championship. In games that count towards the SEC standings, Miles is 40-16.

LSU On Road Again To Start SEC Play

For the third straight year, LSU is on the road to open SEC play. Since taking over in 2005, this will be the sixth time in eight years that **Les Miles** has taken the Tigers on the road to open conference play. LSU is 4-1 in SEC openers under Miles that have come on the road.

LSU In Road Games Under Miles

LSU is 23-9 in road games under **Les Miles**, which includes a 19-9 mark in SEC road games. LSU was a perfect 5-0 in road games a year ago as the Tigers won all four of their SEC games away from home as well as a victory over West Virginia. The 23-9 mark does not include neutral site games.

LSU-Auburn Winner Usually Wins The West

Since the 2000 season, the winner of the LSU-Auburn game has gone on to represent the SEC Western Division in the league's championship game seven times. The only exception came in 2002 (Arkansas), 2006 (Arkansas), 2008 (Alabama) and 2009 (Alabama). The following is a look at the LSU-Auburn series dating back to the 2000 and the impact the win had on the remainder of the season:

Year	Results	Noteworthy
2000	Auburn won 34-17	Auburn won West; LSU finished 8-4
2001	LSU won 27-14	Game played on Dec. 1 due to 9/11; LSU won West with victory
2002	Auburn won 31-7	Arkansas won West; LSU lost 4 of last 6 to finish 8-5
2003	LSU won 31-7	LSU won West and went on to win national title
2004	Auburn won 10-9	Auburn won West and went 13-0; LSU went 9-3
2005	LSU won 20-17 OT	LSU won West; Finished 11-2 overall
2006	Auburn won 7-3	Arkansas won West; LSU goes 11-2 overall
2007	LSU won 30-24	LSU won West on its way to claiming national title
2008	LSU won 26-21	LSU finishes 8-5
2009	LSU won 31-10	LSU finishes 9-4
2010	Auburn won 24-16	Auburn won West and went on to win national title
2011	LSU won 45-10	LSU finishes 13-1 reaching national title contest

Home Team Has Won 11 Of Last 12 Games In Series

The home team in the LSU-Auburn series has won 11 of the last 12 meetings dating back to 2000 when Auburn beat LSU, 34-17 in Jordan-Hare Stadium. The Auburn win at Jordan-Hare Stadium in 2000 started a streak that saw the home team win eight straight games in the series. The streak was snapped in 2008 when LSU rallied for a 26-21 fourth quarter win at Auburn. The home team streak started again in 2009 with LSU winning in Tiger Stadium, followed by an Auburn victory in Jordan-Hare Stadium in 2010 and an LSU win a year ago in Baton Rouge. Prior to the 2008 game, the last time a road team won in the series came in 1999 when Auburn posted a 41-7 victory over LSU in Tiger Stadium. Ironically, that was the fourth straight game in which the road team had won in the series. LSU beat Auburn at Auburn in 1996 and 1998; and Auburn won in Tiger Stadium in 1997 and 1999.

Expect The Unexpected When LSU and Auburn Get Together

Since 1988, the LSU-Auburn series has become one of close calls and one in which the teams and the fans have come to expect the unexpected. The following is a listing of some of the notable happenings in the series since 1988:

1988: LSU's Tommy Hodson hit Eddie Fuller in the back of the endzone on fourth down with 1:41 left to lift the Tigers to a 7-6 win over fourth-ranked Auburn. The noise from the stadium crowd after the play registered on a seismograph across campus prompting the game to be titled "The Earthquake Game."

1994: Auburn intercepted five passes in the fourth quarter, returning three for TDs as the Tigers rally to post a 30-26 win over LSU in a game that become known as "The Interception Game."

1995: LSU donned white jerseys at home for the first time since the early 1980's and promptly went out and upset fifth-ranked Auburn, 12-6. LSU preserved the win with an interception in the endzone on the last play of the game. The contest was dubbed the "Bring Back the Magic" game.

1996: With the old Auburn Sports Arena burning to the ground a couple hundred yards away, LSU beat Auburn, 19-15, in a game titled "The Night the Barn Burned."

1997: Titled "The Comeback", Auburn QB Dameyune Craig engineered a 10-play, 80-yard drive late in the fourth quarter to spark the Tigers to a 31-28 upset of 10th-ranked LSU.

2004: Titled "The Call", Auburn appeared to have missed an extra point with 1:14 left that would have left the game tied at 9-9. However, LSU was called for a penalty on the extra point, thus giving Auburn a second chance at winning the game. The second PAT was good and Auburn held on for a 10-9 win, snapping LSU's 10-game winning streak.

2005: Auburn missed five field goals, including one in overtime, as LSU held on for a 20-17 win over Auburn in Tiger Stadium. The win helped propel LSU to the SEC Western Division title and the game is now known as the "Field Goal Game".

PRESEASON HONORS

30 PK Drew Alleman

Lou Groza Award Watch List
Second-Team All-SEC (Coaches, Media)

3 WR Odell Beckham, Jr.

Second-Team All-SEC (Coaches)

88 TE Chase Clement

Mackey Award Watch List

76 OT Chris Faulk

Lombardi Award Watch List
Outland Trophy Watch List
Second-Team All-American (SI.com)
Second-Team All-SEC (Coaches, Media)

74 OT Alex Hurst

Lombardi Award Watch List
Outland Trophy Watch List
First-Team All-SEC (Coaches, Media)

18 DT Bennie Logan

Outland Trophy Watch List
Third-Team All-SEC (Media)

64 C P.J. Lonergan

Rimington Trophy Watch List
Second-Team All-SEC (Media)

49 DE Barkevious Mingo

Bednarik Award Watch List
Bronko Nagurski Award Watch List
Lombardi Award Watch List
Ted Hendricks Award Watch List
Second-Team All-American (CBSSports.com)
First-Team All-SEC (Coaches, Media)

46 LB Kevin Minter

Butkus Award Watch List

99 DE Sam Montgomery

Bednarik Award Watch List
Bronko Nagurski Award Watch List
Lombardi Award Watch List
Ted Hendricks Award Watch List
Lott IMPACT Trophy Watch List
First-Team All-American (CBSSports.com, SI.com)
First-Team All-SEC (Coaches, Media)

15 Eric Reid

Bednarik Award Watch List
Bronko Nagurski Award Watch List
Jim Thorpe Award Watch List
First-Team All-American (CBSSports.com, SI.com)
First-Team All-SEC (Coaches, Media)

38 P Brad Wing

Ray Guy Award Watch List
First-Team All-American (CBSSports.com, SI.com)
First-Team All-SEC (Coaches, Media)

TIGER TRENDS

	2012	Miles
August	0-0	3-0
September	3-0	27-2
October	0-0	20-6
November	0-0	22-7
December-January	0-0	7-3

LSU's Conference Record...

at home	0-0	22-6
on the road	0-0	19-9
neutral	0-0	0-0

LSU's Non-Conference Record...

at home	3-0	24-0
on the road	0-0	4-0
neutral	0-0	7-1

LSU vs. Ranked Opponents...

at home	0-0	11-4
on the road	0-0	11-7
neutral	0-0	9-3

LSU's Record in Games...

decided by 7 pts or less	0-0	23-8
decided by 3 pts or less	0-0	8-5
Away during the day	0-0	12-7
Away at night	0-0	12-1
Home during the day	0-0	12-5
Home at night	3-0	34-2

LSU's Record When Scoring...

less than 20 points	0-0	5-9
20+ points	3-0	64-9
25+ points	3-0	62-5

LSU's Record When Allowing...

14 or fewer points	3-0	48-2
24 or fewer points	3-0	62-7
25+ points	0-0	10-10

LSU's Record When...

Leading after the 1st qtr	3-0	54-4
Trailing after the 1st qtr	0-0	10-11
Leading at halftime	3-0	62-6
Trailing at halftime	0-0	15-10
Leading after the 3rd qtr	3-0	64-5
Trailing after the 3rd qtr	0-0	11-12
Tied going into the 4th qtr	0-0	5-3

LSU's Record With...

less than 300 yards	0-0	10-11
400+ yards total offense	3-0	34-3
500+ yards total offense	1-0	67-0
600+ yards total offense	0-0	0-0
less than 100 yards rush	0-0	4-11
100+ yards rushing	2-0	64-6
150+ yards rushing	2-0	53-4
200+ yards rushing	3-0	29-3
250+ yards rushing	2-0	14-1
less than 200 yards pass	2-0	36-11
300+ yards passing	0-0	7-1
350+ yards passing	0-0	2-0
400+ yards passing	0-0	0-0
450+ yards passing	0-0	0-0

LSU's Record When Allowing...

less than 200 total yards	1-0	20-1
less than 300 total yards	3-0	52-4
less than 400 total yards	3-0	60-10
400+ yards total offense	0-0	7-8
less than 100 yards rush	3-0	46-3
100+ yards rush	0-0	29-16
less than 200 yards pass	3-0	55-6
less than 250 yards pass	3-0	62-11
less than 300 yards pass	3-0	64-13
300+ yards pass	0-0	5-2

2007: "Can't See Me" Demetrius Byrd caught a 22-yard TD pass from Matt Flynn with just one second left to send LSU to a 30-24 win over Auburn in Tiger Stadium. The play seemed to have caught Auburn off-guard as the Tigers could have attempted a 39-yard field goal for the win. However, LSU took one final shot at the endzone as Flynn connected with Byrd for the score, who then gave the "Can't See Me" gesture to the LSU student section after coming up with the catch.

2008: Freshman quarterback Jarrett Lee led LSU on a 7-play, 54-yard capped with an 18-yard TD pass to Brandon LaFell as the LSU Tigers rallied for a 26-21 win over Auburn. It marked the second straight year that LSU scored in the closing moments of the game to beat Auburn.

2010: Cam Newton rushed for 217 yards and 2 TDs in fourth-ranked Auburn's 24-17 win over undefeated and sixth-ranked LSU in Jordan-Hare Stadium. As a team, Auburn rushed for 440 yards, the most ever given up by an LSU team.

2011: LSU stepped out of its usual home attire and donned the Nike Pro Combat uniforms and responded with a 45-10 win in Tiger Stadium in what was the most lopsided victory (for either team) in the series.

The LSU-Auburn Connection

Sam Nader, LSU's assistant AD for Football Operations, graduated from Auburn in 1967 after playing quarterback for the Tigers ... LSU TE coach **Steven Ensminger** coached at Auburn from six years from 2003-08 ... Ensminger coached quarterbacks in 2003 and then tight ends from 2004-08 ... Auburn's team orthopedic surgeon - Dr. James Andrews - is an LSU graduate where he competed in track and field, winning the SEC title in the pole vault in 1963 ... Auburn assistant equipment manager Ryan Latuso is an LSU graduate and a former baseball manager with the Tigers. .

Hilliard With 6 Rushing TDs Already This Year; Most In First 3 Games Since Toefield's 7 In 2001

Kenny Hilliard has already rushed for six touchdowns this year and he currently leads the SEC in scoring with 36 total points. The six TDs in the first three games are the most by an LSU Tiger since LaBrandon Toefield had seven during that span to start the 2001 season. Toefield went on to tie the school record for rushing TDs in a season with 19 that year. Hilliard is also the first LSU RB since Charles Alexander in 1978 to start at season with two rushing TDs in each of the first three games. In just 16 career games, Hilliard has accounted for 15 total touchdowns - 14 rushing, 1 receiving. To put in perspective just how impressive Hilliard's numbers are, it took LSU's all-time leader in rushing TDs (Kevin Faulk) 17 games to score his 14th rushing touchdown. Faulk finished his career with 46 rushing TDs.

LSU Leads SEC In Scoring And Rushing Offense

With its potent rushing attack, LSU has climbed to the top of the SEC in scoring offense (48.3 points) and the Tigers also lead the league in rushing offense with 269.3 yards per game. In three games, the Tigers have scored 145 points - the most over the first three games of a season since scoring 145 in 1969 (35 vs. Texas A&M, 42 vs. Rice and 63 vs. Baylor).

LSU Also Tops In League In Total Defense and Rushing Defense

LSU has complimented its explosive offense with its reliable defense, one that leads the SEC in yards allowed (205.0 per game) and rushing defense (47.0). LSU is allowing just 10.3 points per game as the Tigers have surrendered just two TD scoring drives of 70-yards or more this year. LSU's defense has surrendered just four TDs this year and one came on a 5-yard drive.

LSU Scores 8th and 9th Defensive TD Under Chavis Against Idaho

With a pair of interceptions that were returned for touchdowns against Idaho, LSU has now scored nine defensive TDs under defensive coordinator **John Chavis**. LSU is 8-0 under Chavis and 12-1 under **Les Miles** (dating back to 2005) when recording a defensive TD. The following is a look at LSU's defensive TDs under Chavis (since start of 2009 season):

Year	Opponent	TD	Result
2012	Idaho	Ronald Martin 45-yard interception return	LSU def. Idaho, 63-14
		Lavar Edwards 23-yard interception return	
2011	Georgia	Morris Claiborne 45-yard interception return	LSU def. Georgia, 42-10
2011	Ole Miss	Ron Brooks 46-yard interception return	LSU def. Ole Miss, 52-3
2011	Ole Miss	Kevin Minter 0-yard fumble recovery	
2011	Auburn	Ron Brooks 28-yard interception return	LSU def. Auburn, 45-10
2011	Kentucky	Tyrann Mathieu 23-yard fumble return	LSU def. Kentucky, 35-7
2010	UL-Monroe	Ron Brooks 32-yard interception return	LSU def. ULM, 51-0
		Lavar Edwards 29-yard fumble return	
2009	Washington	Jacob Cutrera 29-yard interception return	LSU def. Washington, 31-23
2009	Miss. State	Patrick Peterson 37-yard interception return	LSU def. Miss. State, 30-26

LSU Running Backs Have Gone 153 Carries Without A Lost Fumble

LSU's stable of running backs have gone 185 carries without a lost fumble heading into the Auburn game. The streak dates back to the second quarter of the Arkansas game last year when **Michael Ford** lost a fumble - the only one of his career. The following is a look at LSU's running backs and the numbers of carries since they last lost a fumble:

Player	Carries w/out a lost fumble	Last fumble
Spencer Ware	209	None
Alfred Blue	127	5th carry (4Q) vs. Miss. State (2010)
Kenny Hilliard	99	None
Michael Ford	39	1st carry (2Q) vs. Arkansas (2011)
Jeremy Hill	10	None

LSU Sets FBS Record For Non-Conference Regular Season Wins At 40 With Victory Over Idaho

LSU set the Football Bowl Subdivision (FBS) record for the longest non-conference regular season winning streak at 40 straight when the Tigers beat Idaho, 63-14, last week. The Tigers haven't lost a non-conference regular-season game since falling to Virginia Tech, 26-8, in the 2002 season opener in Blacksburg, Va. **Les Miles** has accounted for 30 of the 40 wins during the streak. The 40-game non-conference regular season win streak broke the previous mark held by Kansas State. Here is a look at the top three in FBS all-time consecutive non-conference regular season wins:

Team	Years	Win Streak
1. LSU	2002-present	40
2. Kansas State	1993-2003	39
3. Miami	1985-88	36
4. Wisconsin	2003-12	33

LSU Also Set Tiger Stadium Win Streak Last Week

LSU also set the Tiger Stadium winning streak with the win over Idaho as the Tigers have now won 20 straight games in Death Valley. The 20-game streak broke the previous mark of 19, which was set from 2005-07. LSU's 20-game streak currently leads the nation. Prior LSU's current streak, the previous Tiger Stadium record of 19 ran from Oct. 15, 2005 (win over Florida) thru Nov. 10, 2007 (win over Louisiana Tech). The 19-game streak was snapped on Nov. 23, 2007 with a 50-48 triple-overtime loss to Arkansas.

First Time Starters

LSU has used 7 first-time starters – 3 offense, 4 defense – in its three games this year. C **Elliott Porter**, S **Ronald Martin**, and DT **Anthony Johnson** became the latest additions to the list when they started for the first time vs. Idaho. Other first-time starters for the Tigers include: LG **La'el Collins**, QB **Zach Mettenberger**, LB **Luke Muncie**, and CB **Jalen Mills**. All four of those players have started both games this year.

Mettenberger-To-Boone Equals TD

Junior QB **Zach Mettenberger** has thrown 5 TD passes in his brief career with the Tigers and 4 of the 5 have gone to the same receiver – **Kadron Boone**. The Mettenberger-to-Boone combo has produced seven receptions – 2 in 2011 and 5 in 2012 – for a total of 152 yards in receiving and five TDs. Mettenberger tossed a 34-yard TD pass to Boone last week vs. Idaho. His other TD passes to Boone include: 19-yarder in week 2 of 2011 vs. Northwestern State, 34-yard scoring pass vs. North Texas in the season-opener and a 32-yarder against Washington.

Hilliard Ranks No. 3 In SEC in Rushing, Leads League In Scoring

LSU RB **Kenny Hilliard** ranks No. 3 in the SEC in rushing yards per game with a 101.0 average following his 116-yard effort against Idaho. With six rushing TDs this year, Hilliard leads the nation and the SEC in that category. In three games, Hilliard has posted two 100-yard games and he's accounted for 303 rushing yards and the six rushing scores. He's averaging 8.2 yards a carry. His longest carry was a 71-yard TD last week vs. Idaho.

15 True Freshmen Haven Seen Action Thus Far

In what has become a frequent occurrence under head coach **Les Miles**, LSU has had 15 true freshmen see the field through its first 3 games. The following is the list of true freshmen who have played this year: LB Kwon Alexander, OT Vadal Alexander, CB Jalen Mills, P **Jamie Keehn**, S **Jerwinick Sandolph**, LB **Deion Jones**, SNP **Reid Ferguson**, DL **Danielle Hunter**, LB **Ronnie Feist**, LB **Lorenzo Phillips**, S **Corey Thompson**, TE **Dillon Gordon**, CB **Dwayne Thomas**, LB **Lamar Louis**, and RB **Jeremy Hill**.

9 Other First-Timers Have Played This Year

In addition to the 15 true freshmen who have seen action through the first two weeks of the season, another nine players have also played for the first time. The following is a list of players who have played for the first time in 2012: QB **Stephen Rivers**, WR **Paul Turner**, CB **Jalen Collins**, S **Micah Eugene**, C **Elliott Porter**, OG **Trai Turner**, DL **Jeremy Peoples**, DL **Quentin Thomas**, DL **A'Trey-U Jones**.

LSU Winning Streaks Of Note

The following is a look at LSU's winning streaks of note going into the Washington game:

Type	Streak	National Rank	Last Loss
Wins in regular season non-conference games	40	1st	Va. Tech (2002)
Wins during month of September	24	--	Auburn (2006)
Wins in Tiger Stadium	20	1st	Florida (2009)
Wins in regular season games	16	1st	Arkansas (2010)
Wins in night games in Tiger Stadium	13	--	Florida (2009)
Wins in road night games	8	--	Florida (2008)
Wins against SEC Eastern Division	6	--	Florida (2009)

NON-CONFERENCE REGULAR SEASON WIN STREAK

LSU owns the nation's longest non-conference regular season winning streak, which stands at an NCAA FBS record 40 games. The last time the Tigers lost a non-conference regular season game was Sept. 1, 2002, at #16 Virginia Tech.

#	Opponent	Score	Location	Date
1.	The Citadel	35-10	Baton Rouge	9/7/02
2.	Miami (Ohio)	33-7	Baton Rouge	9/14/02
3.	UL-Lafayette	48-0	Baton Rouge	10/5/02
4.	UL-Monroe	49-7	Baton Rouge	8/30/03
5.	Arizona	59-13	Tucson	9/6/03
6.	Western Illinois	35-7	Baton Rouge	9/13/03
7.	Louisiana Tech	49-10	Baton Rouge	11/1/10
8.	Oregon State	22-21 (OT)	Baton Rouge	9/4/04
9.	Arkansas State	53-3	Baton Rouge	9/11/04
10.	Troy	24-20	Baton Rouge	10/23/04

(streak under Les Miles - 30 straight wins)

11.	#15 Arizona State	35-31	Tempe	9/10/05
12.	North Texas	56-3	Baton Rouge	10/29/05
13.	Appalachian State	24-0	Baton Rouge	11/5/05
14.	UL-Lafayette	45-3	Baton Rouge	9/2/06
15.	Arizona	45-3	Baton Rouge	9/9/06
16.	Tulane	49-7	Baton Rouge	9/23/06
17.	Fresno State	38-6	Baton Rouge	10/21/06
18.	#9 Virginia Tech	48-7	Baton Rouge	9/9/07
19.	Middle Tennessee	44-0	Baton Rouge	9/15/07
20.	Tulane	34-9	New Orleans	9/29/07
21.	Louisiana Tech	58-10	Baton Rouge	11/10/07
22.	Appalachian State	41-13	Baton Rouge	8/30/08
23.	North Texas	41-3	Baton Rouge	9/13/08
24.	Tulane	35-10	Baton Rouge	11/1/08
25.	Troy	40-31	Baton Rouge	11/15/08
26.	Washington	31-23	Seattle	9/5/09
27.	UL-Lafayette	31-3	Baton Rouge	9/19/09
28.	Tulane	42-0	Baton Rouge	10/31/09
29.	Louisiana Tech	24-16	Baton Rouge	11/14/09
30.	#18 North Carolina	30-24	Atlanta	9/4/10
31.	#21 West Virginia	20-14	Baton Rouge	9/25/10
32.	McNeese State	32-10	Baton Rouge	10/16/10
33.	UL-Monroe	51-0	Baton Rouge	11/13/10
34.	#3 Oregon	40-27	Arlington, Texas	9/3/11
35.	Northwestern St.	49-3	Baton Rouge	9/10/11
36.	#16 West Virginia	47-21	Morgantown	9/24/11
37.	Western Kentucky	42-9	Baton Rouge	11/12/11
38.	North Texas	41-14	Baton Rouge	9/1/12
39.	Washington	41-3	Baton Rouge	9/8/12
40.	Idaho	63-14	Baton Rouge	9/15/12

The Streak: By The Numbers

1,624-422

outscored opponents

1,308-267

outscored opponents at home

1,217-317

outscored opponents under Les Miles

6

wins over ranked teams

33

home games played

10

wins over major BCS conference opponents

26

times the opponent has been held to 10 points or less



TIGERS IN THE NFL (WEEK 2)

Name	Pos.	Team
Joe Barksdale	OT	Oakland Raiders
Dwayne Bowe	WR	Kansas City Chiefs
Michael Brockers	DT	St. Louis Rams
Ron Brooks**	CB	Buffalo Bills
Morris Claiborne	CB	Dallas Cowboys
Ryan Clark	S	Pittsburgh Steelers
Jacob Cutrera	LB	Tampa Bay Buccaneers
Travis Daniels	DB	Kansas City Chiefs
Glenn Dorsey	DT	Kansas City Chiefs
Early Doucet	WR	Arizona Cardinals
Matt Flynn	QB	Seattle Seahawks
Devery Henderson	WR	New Orleans Saints
Trindon Holliday	RS	Houston Texas
Bradie James	LB	Houston Texans
Tyson Jackson	DE	Kansas City Chiefs
Ricky Jean Francois	DT	San Francisco 49ers
Quinn Johnson	FB	Tennessee Titans
Donnie Jones	P	Houston Texans
Brandon LaFell	WR	Carolina Panthers
LaRon Landry	S	New York Jets
Nate Livings	OG	Dallas Cowboys
Todd McClure	C	Atlanta Falcons
Danny McCray	DB	Dallas Cowboys
Drake Nevis	DT	Indianapolis Colts
Stephen Peterman	G	Detroit Lions
Deangelo Peterson*	TE	Washington Redskins
Patrick Peterson	CB	Arizona Cardinals
Rueben Randle	WR	New York Giants
Stevan Ridley	RB	New England Patriots
Perry Riley	LB	Washington Redskins
Kelvin Sheppard	LB	Buffalo Bills
Marcus Spears	DE	Dallas Cowboys
Craig Steltz	S	Chicago Bears
Brandon Taylor	S	San Diego Chargers
Corey Webster	CB	New York Giants
Andrew Whitworth	OT	Cincinnati Bengals
Keiland Williams	RB	Detroit Lions
Kyle Williams	DT	Buffalo Bills
Al Woods	DT	Pittsburgh Steelers

* - practice squad

** - injured reserve

BOLD indicates players who played for Les Miles

Number of SEC Players on Active Opening Day Rosters

1. LSU - 38
2. Tennessee - 36
3. Georgia - 35
4. Florida - 32
5. Auburn - 28
6. Alabama - 23
7. South Carolina - 22
8. Ole Miss - 21

LSU Has Scored 18 Special Teams TDs In Miles Era

LSU registered its 18th special teams touchdown under **Les Miles** when **Odell Beckham Jr.** returned a punt 70 yards for a touchdown against North Texas. It marked the third time in four games dating back to last year that LSU has scored on a punt return. Under Miles, LSU has returned 10 punts for touchdowns, 3 kickoffs for touchdowns, 2 blocked field goals returned for touchdowns, 1 blocked punt return for a TD, 1 return on a fumbled punt, and 1 on a fake field goal. LSU has scored at least one special teams touchdown in all eight seasons under Miles. LSU is 16-1 in games when scoring a special teams touchdown. The following is a breakdown of LSU's special teams touchdowns under Miles:

Year	Opponent	Play	Results
2012	North Texas	Odell Beckham Jr. 70-yard punt return	LSU def. North Texas, 41-14
2011	Georgia	Tyrann Mathieu 62-yard punt return	LSU def. Georgia, 42-10
	Arkansas	Tyrann Mathieu 92-yard punt return	LSU def. Arkansas, 41-17
	West Virginia	Morris Claiborne 99-yard kickoff return	LSU def. W. Va., 47-21
	Oregon	Tyrann Mathieu 3-yard return of a fumbled punt	LSU def. Oregon, 40-27
2010	No. Carolina	Patrick Peterson 87-yard punt return	LSU def. No. Carolina, 30-24
	West Virginia	Patrick Peterson 60-yard punt return	LSU def. W. Va., 20-14
2009	Miss. State	Chad Jones 93-yard punt return	LSU def. Miss. State, 30-26
	Ole Miss	Patrick Peterson 53-yard return of a blocked FG	LSU lost Ole Miss, 25-23
2008	Arkansas	Trindon Holliday 87-yard punt return	LSU def. Arkansas, 33-30 (OT)
	North Texas	Trindon Holliday 92-yard punt return	LSU def. North Texas, 41-3
2007	So. Carolina	Colt David 15-yard run on fake field goal	LSU def. South Carolina, 28-16
	Ole Miss	Trindon Holliday 98-yard kickoff return	LSU def. Ole Miss, 41-24
2006	Fresno State	Craig Davis 77-yard punt return	LSU def. Fresno State, 34-6
	Arkansas	Trindon Holliday 92-yard kickoff return	LSU def. Arkansas, 31-26
2005	Arizona State	Mario Stevenson 55-yard return of a blocked FG	LSU def. Arizona State, 35-31
	Arizona State	Craig Steltz 29-yard return of a blocked punt	
	Auburn	Skyler Green 66-yard punt return	LSU def. Auburn, 20-17 (OT)

Wing Man

In less than two seasons, sophomore **Brad Wing** has arguably been the best punter in school history. Wing, who missed the season-opener against North Texas due to a leg injury, saw his first action of the season against Washington on Sept. 8. In his first punt of the year, the All-American and Ray Guy Award candidate launched a 62-yarder into a stiff north wind that landed at the Washington 4-yard line. It was the third-longest punt of his career. Wing finished with three punts for 163 yards, an average of 54.3 per punt. The Australian upped his school record career punting average to 44.9 yards per punt. Patrick Fisher (2004-07) is the next closest at 44.1 yards per punt.

Les Miles' List of Achievements

In 7-plus years with LSU, head coach **Les Miles** has put together quite a list of achievements in his 95 games with the Tigers. The following is a look at some of Miles' LSU highlights:

- Fastest coach in LSU history to 10 wins (11 games), 20 wins (24 games), 30 wins (35 games), 40 wins (48 games), 50 wins (63 games), 60 wins (76 games), and 70 wins (87 games) in school history.
- Led LSU to only 12-0 and 13-0 records in school history in 2011
- Led LSU to first 11-0 start since 1958 in 2011
- Led LSU to 10-1 start three times in a 6-year span from 2005-10 ('05, '07, '10)
- Only coach in LSU history to beat Auburn, Florida and Alabama in same season - and he's done it three times (2005, '07, '11)
- Only coach in LSU history to beat Florida and Tennessee in the regular season during the same year, doing it twice (2010, '11).
- Only first-year coach in SEC history to lead team to league's title game (2005)
- Has 13 wins over coaches who have won national titles, including two this year (Saban and Chizik)
- Coached LSU to 10-plus wins in three straight seasons - a first at the school
- Only coach in LSU history to lead Tigers to three straight top five final rankings (2005, 2006, 2007)

Miles Is 46-6 Overall In Tiger Stadium

LSU is 46-6 in Tiger Stadium under **Les Miles** dating back to the 2005 season. Miles has led LSU to three undefeated seasons in Tiger Stadium (8-0 in '06, 7-0 in '10, and 6-0 in '11). Of LSU's six home losses under Miles, three have come in overtime - 30-27 loss to Tennessee on a Monday night in 2005; a 50-48 triple-overtime loss to Arkansas on a Friday afternoon in November of 2007; and a 27-21 overtime loss to No. 1 Alabama in 2008. LSU also has a loss to No. 1 ranked Florida in Tiger Stadium. LSU is 33-1 in Saturday night home games under Miles with the only loss coming to Florida in 2009.

LSU's Won 24 Straight Games In September

LSU also brings a 24-game winning streak during the month of September into the Auburn game. LSU coach **Les Miles** is 27-2 in September games at LSU. The last time LSU lost a game during the month of September came at Auburn during the 2006 season by a 7-3 count. LSU hasn't lost a game in Tiger Stadium in September since a 30-27 overtime loss to Tennessee in 2005.

Saturday Night Special – Tigers Are 55-5 In Night Games (No Matter Location) Under Miles

LSU football loves a night game and with the results that the Tigers have had under **Les Miles**, it's hard to argue. The Tigers are 55-5 in night games – no matter the day of week or location - under Miles compared to a 22-13 mark in games played during the day. LSU is 13-1 in away night games under Miles with the only loss coming at Florida in 2008 by a 51-21 count. LSU is 34-2 in night games in Tiger Stadium under Miles and they are 48-3 in Saturday Night Games during the Miles era no matter the location. The only two home losses at night for the Tigers under Miles have come in 2005 on a Monday night against Tennessee by a 30-27 count in overtime and a 13-3 loss to No. 1-ranked Florida in 2009. The following is a breakdown of LSU's night game results under Miles:

Year	Overall Night Record	Home Night	Away Night	Neutral Night	Saturday Night	Day
2005	7-2	3-1	3-0	1-1	6-1	4-0
2006	8-0	7-0	0-0	1-0	7-0	3-2
2007	7-0	5-0	1-0	1-0	5-0	5-2
2008	7-1	4-0	2-1	1-0	6-1	1-4
2009	7-1	6-1	1-0	0-0	7-1	2-3
2010	8-0	4-0	2-0	2-0	7-0	3-2
2011	8-0	2-0	4-0	2-1	7-0	4-0
2012	3-0	3-0	0-0	0-0	3-0	0-0
Totals	55-5	34-2	13-1	8-2	48-3	22-13

LSU is 29-2 Under Miles When A Running Back Reaches 100-Yards

LSU is 29-2 under **Les Miles** when a running back reaches 100 yards in a game. The Tigers, who are 5-0 in road games when having a 100-yard rusher, have won 15 straight dating back to the Tulane game in 2008 when a running back reached the 100-yard mark. LSU has had a 100-yard rusher in its first three game this year - **Kenny Hilliard** and **Alfred Blue** both went over the 100-yard mark against North Texas in the season-opener; Blue had 101 yards vs. Washington and Hilliard had 116 yards vs. Idaho . LSU's only two losses under Miles when having a back reach the 100-yard mark came against Georgia in 2008 (Charles Scott, 144 yards) and Arkansas in 2007 (Jacob Hester, 126 yards).

LSU's 38-4 Under Les Miles When Winning The Turnover Battle

LSU is 38-4 under **Les Miles** when winning the turnover battle, which included a 10-0 record in 2011. Since the start of the 2005 season, LSU is plus-46 in the turnover margin category. The Tigers have also won 22 straight games when having fewer turnovers than their opponent a streak that dates back to the Arkansas game in 2008. Against ranked teams under Miles, LSU is 18-2 when having fewer turnovers than its opponent. The only four losses for the Tigers under Miles when having fewer turnovers than their opponent have come against Arkansas in 2008, Kentucky in 2007, Arkansas in 2007, and Auburn in 2006.

LSU Runs Top 25 Streak To 52 Straight

With its No. 2 national ranking in the USA Today Coaches Poll and AP poll, LSU has now been ranked in the national rankings for 52 consecutive weeks. The 52 straight weeks trails only Alabama, who has been ranked for 69 straight weeks. LSU has been ranked in both the Coaches and AP polls every week since the start of the 2009 season. Since **Les Miles** took over at LSU, the Tigers have been represented in the AP and USA Today Coaches' Poll 111 of the 115 weeks. The exception came during the final four polls of the 2008 season. In addition, since the start of the 2002 season, LSU has played 129 of 133 games ranked in the top 25, including 93 of 95 games under Miles. LSU has a 76-17 record in games played as a top 25 team under Miles. The only two games that LSU hasn't played as a Top 25 team during the Miles era came in 2008 vs. Arkansas and Georgia Tech in the Chick-fil-A Bowl. LSU was ranked in the preseason Top 25 for the 12th straight year heading into 2012. The following is a look at the longest current streaks for teams in the AP Top 25:

Rank	Team	Consecutive Weeks In AP Poll
1.	Alabama	69
2.	LSU	52

LSU's Been Good As A Top 10 Team

LSU's top 10 rankings haven't come by accident in recent years as the Tigers have backed up their placement in the polls by winning 72 of the 88 games they've played as an AP Top 10 team since the 2000 season. Since returning to the top 10 on a consistent basis during the early 2000s, LSU has recorded a 72-16 record in games in which they have been ranked in the AP Top 10. That record goes back to the 2002 season when LSU cracked the AP Top 10 the week they faced Auburn. LSU was 6-3 in 2009 as a top 10 team, 4-2 in 2010 and 13-1 in 2011.

Who's In and Who's Out For The Tigers

The Tigers lost another player to a knee injury against Washington as backup DE **Jordan Allen** was injured on a kickoff and will miss the remainder of the season. Starting LT **Chris Faulk** suffered a season-ending knee injury on a Wednesday practice leading up to the Washington game. LSU also announced that four players are ineligible to play this year (they can still practice with the team): LB **Tahj Jones**, LB **D.J. Welter**, TE **Tyler Edwards**, and OL **Evan Washington**.

LSU RECORD BOOK

Career Field Goals Made

Name	FG
1. David Browndyke (1986-89)	61
...	
9. Chris Jackson (2003-06)	26
10. Mark Lumpkin (1968-70)	21
-- Drew Alleman (2011-present)	20

Career Field Goal Percentage

Name	Pct.
1. Drew Alleman (2011-present)	.870 (20-23)
2. Josh Jasper (2008-10)	.839 (47-56)
3. David Browndyke (1986-89)	.813 (61-75)

Consecutive PAT Kicks Made

Name	PATs
1. David Browndyke (1986-89)	109
2. Drew Alleman (2011-present)	81
3. Colt David (2005-06)	77

Career Punting Average

Name	Avg. Yds.
1. Brad Wing (2011-present)	44.9
2. Patrick Fisher (2004-07)	44.1
3. Chad Kessler (1994-97)	42.9

Career Tackles For Loss

Name	TFL
1. Anthony McFarland (1995-98)	55
...	
10. Rydell Malancon (1980-83)	28
-- Sam Montgomery (2010-present)	22.0
-- Barkevious Mingo (2010-present)	21.5

Career Sacks

Name	Sacks
1. Rydell Malancon (1980-83)	25
...	
10. Anthony McFarland (1995-98)	17
-- Sam Montgomery (2010-present)	12
-- Barkevious Mingo (2010-present)	10.5

TRUE FRESHMEN UNDER LES MILES

LSU coach **Les Miles** has never shyed away from playing true freshmen. In his eight years with the Tigers, a total of 73 true freshmen have seen action for LSU, including 15 this year. Both LSU and Cal have played more true freshmen this season than anyone in the nation. Here's the list of true freshmen who have played in their first year at LSU:

Year	Name
2005	LB Darry Beckwith and RB Steven Korte
2006	WR/RS Trindon Holliday, RB Charles Scott, DB Danny McCray, LB Jacob Cutrera, LB Perry Riley, TE Richard Dickson, WR Chris Mitchell, WR Jared Mitchell, DT Al Woods, and RB Keiland Williams.
2007	PK Josh Jasper, PK Andrew Crutchfield, LT Jarvis Jones, RT Joseph Barksdale, WR Terrance Toliver, DB Chad Jones, DT Drake Nevis.
2008	CB Patrick Peterson, CB Brandon Taylor, LB Ryan Baker, DB Karnell Hatcher, OT Greg Shaw, WR Deangelo Peterson, QB Jordan Jefferson, DB Derrick Bryant
2009	WR Rueben Randle, S Craig Loston, DT Josh Downs, CB Morris Claiborne, QB/WR Russell Shepard, FB Dominique Allen
2010	RB Alfred Blue, WR Kadron Boone, CB Tyrann Mathieu, FB Connor Neighbors, S Eric Reid, DB Tharold Simon, S Ronnie Vinson, RB Spencer Ware, WR Spencer Wright, LB Luke Muncie, DE Justin Maclin, FB J.C. Copeland
2011	WR Odell Beckham Jr., OG La'el Collins, PK James Hairston, RB Kenny Hilliard, DT Anthony Johnson, WR Jarvis Landry, RB Terrence Magee, DE Jermauria Rasco, S Ronald Martin
2012	LB Kwon Alexander, OT Vadal Alexander, CB Jalen Mills, P Jamie Keehn, S Jerqwinick Sandolph, LB Deion Jones, SNP Reid Ferguson, DL Danielle Hunter, LB Ronnie Feist, LB Lorenzo Phillips, S Corey Thompson, TE Dillon Gordon, CB Dwayne Thomas, LB Lamar Louis, and RB Jeremy Hill.

LSU Is 46-0 Under Miles When Rushing For 100-Yards and Holding Opponents To Less Than 100 Yards

One look at LSU's results in relation to rushing the football and it's easy to figure out that head coach Les Miles is a former offensive lineman who understands the importance of running the football. In 94 games under Miles, LSU's success is easy to predict when it comes to net rushing yards. Get to 100 yards rushing and LSU will more than likely win as the Tigers are 74-7 under Miles when that happens. Hold the opponent to fewer than 100-yards and the Tigers are 47-3. An even more telling stat is that when LSU rushes for 100-plus yards and holds the opponents to fewer than 100-yards, the Tigers are 46-0, including a 3-0 record in 2012. The following is a look at LSU's rushing numbers during the Miles era and have the Tigers have fared in those games:

Year	LSU 100+	LSU 100-	Opp 100+	Opp 100-	LSU 100+/Opp 100-
2005	10-0	1-2	3-1	8-1	7-0
2006	10-0	1-2	5-0	6-2	6-0
2007	11-2	1-0	3-2	9-0	8-0
2008	8-3	0-2	2-5	6-0	6-0
2009	8-0	1-4	7-4	2-0	2-0
2010	11-2	0-0	7-1	5-0	5-0
2011	13-0	0-1	4-1	8-0	9-0
2012	2-0	0-0	0-0	2-0	2-0
Totals	74-7	4-11	31-14	46-3	46-0

This Day vs. Night Thing In Tiger Stadium

The facts indicate that LSU plays better at night in Tiger Stadium than they do during the day. The numbers show that since 1960, LSU is 224-60-4 (.783) at night under the lights compared to a 28-25-3 (.518) mark in Tiger Stadium during the day. Since 2000, LSU is 76-11 overall at home, which includes a 58-5 (.920) mark at night in Tiger Stadium and an 18-6 (.750) record during the day. Prior to 2000, LSU had only won 10 games at home during the day in 32 tries. From 1960 to 1999, LSU posted a 10-19-3 (.359) record at home during the day. The following is a breakdown of LSU's night record, day record and overall record in Tiger Stadium since 1960:

Decade	Record at Night	Record during the day	Overall Tiger Stadium Record
1960-69	47-9-2	2-2-1	49-11-3
1970-79	51-12-1	1-2	52-14-1
1980-89	38-16-1	3-5-2	41-21-3
1990-99	30-18	4-10	34-28
2000-09	49-5	11-6	60-11
2010-12	9-0	7-0	16-0
Totals	224-60-4	28-25-3	252-85-7

LSU's The Winningest Program In SEC Over Last 10 Years

LSU is the winningest program in the SEC since the start of the 2002 season as the Tigers have posted a 108-27 mark during that span. The 107 victories for LSU are seven better than Georgia. The following is a look at how the SEC stakes up over the past 10 years:

Team	W-L	Bowls	SEC Titles	Top 25
LSU	108-27	10	3	8
Georgia	101-34	10	2	8
Florida	98-36	10	2	6
Auburn	95-37	9	2	6
Alabama	94-39	8	1	6
Missouri	83-47	8	0	3
Arkansas	80-50	7	0	3
Tennessee	77-53	7	0	4
South Carolina	74-54	6	0	2
Texas A&M	65-61	6	0	3
Kentucky	58-67	5	0	0
Ole Miss	57-68	4	0	3
Miss. State	50-74	3	0	1
Vanderbilt	38-84	2	0	0

Mills and Montgomery Earn SEC Player of the Week Honors

LSU freshman CB **Jalen Mills** and junior DE **Sam Montgomery** were recognized by the Southeastern Conference as two of the league's players of the week for their performance in the win over Washington in week 2. Mills, a true freshman, earned SEC Freshman of the Week honors after registering seven tackles and his first career interception in the 41-3 LSU win. Montgomery, a 2011 All-American, had four tackles, one sack, 1.5 tackles for loss and three quarterback hurries to earn co-SEC Defensive Lineman of the Week honors. Montgomery and Mills both helped an LSU defense that held Washington to just 183 yards of total offense and only 12 first downs. The Huskies managed just 26 rushing yards on 24 attempts as Washington quarterback Keith Price was sacked four times. Outside of recovering an LSU fumble on the opening kickoff that gave the Huskies the ball at the LSU 16-yard line, Washington did not have another drive penetrate inside the Tiger 30-yard line all night. After being limited to a field goal after recovering the fumbled kickoff, the Huskies were forced to punt on eight of their next 10 possessions and they had no drive the entire game of longer than 45 yards.

LSU's 20-Plus Yards Play Breakdown

BY PLAY

Pass.....	12
Rush.....	6
TOTAL.....	18

BY GAME

North Texas.....	8
Washington.....	6
Idaho.....	4

BY QUARTER

1st.....	5
2nd.....	5
3rd.....	6
4th.....	2

RUSHING

Alfred Blue.....	3
Kenny Hilliard.....	3

PASSING

Zach Mettenberger.....	12
------------------------	----

RECEIVING

Odell Beckham Jr.....	3
Russell Shepard.....	3
Kadron Boone.....	2
Jarvis Landry.....	2
James Wright.....	2

20 OR MORE YARD TOUCHDOWNS

Kadron Boone.....	2
Kenny Hilliard.....	2
Alfred Blue.....	1

LSU's 20-Plus Yards Plays of 2012

Yards	Type	Player	Opponent	Qtr.
71*	Run	Kenny Hilliard	Idaho	3
60	Run	Kenny Hilliard	North Texas	2
46	Pass	Odell Beckham Jr. from Mettenberger	Idaho	3
38*	Run	Kenny Hilliard	North Texas	1
37	Run	Alfred Blue	North Texas	1
34*	Pass	Kadron Boone from Mettenberger	North Texas	4
33	Pass	Jarvis Landry from Mettenberger	North Texas	4
33	Pass	Russell Shepard from Mettenberger	Idaho	1
32*	Pass	Kadron Boone from Mettenberger	Washington	3
30	Pass	Russell Shepard from Mettenberger	North Texas	3
24	Pass	Odell Beckham Jr. from Mettenberger	Washington	3
23	Pass	James Wright from Mettenberger	Washington	2
23	Pass	Russell Shepard from Mettenberger	Idaho	2
22	Pass	James Wright from Mettenberger	Washington	2
21	Pass	Odell Beckham Jr. from Mettenberger	North Texas	1
21*	Run	Alfred Blue	Washington	1
20	Run	Alfred Blue	North Texas	3
20	Pass	Jarvis Landry from Mettenberger	Washington	2

* Denotes play resulted in touchdown.

GAME-BY-GAME NOTABLES

Opponent	Captains	Coin Toss	Kickoff/Receive	LSU 1st Poss.	Game Time (CT)	Game Length	Jerseys	Result
North Texas	Alleman, Logan, Mettenberger, Reid	Won	Kickoff	Touchdown	6:02 p.m.	3:30	White	W, 41-14
Washington	Alleman, Blue, Landry, Mingo	Loss	Receive	Punt	6:05 p.m.	3:22	White	W, 41-3
Idaho	Alleman, Wing, Minter, Mettenberger	Loss	Kickoff	Touchdown	7:00 p.m.	3:13	Purple	W, 63-14

CHARTING THE OPPONENTS (all times Central)

North Texas (1-2)

Sept. 1	at LSU	L, 41-14
Sept. 8	Texas Southern	W, 34-7
Sept. 15	at Kansas State	L, 35-21
Sept. 22	Troy	6 p.m.
Sept. 29	at Florida Atlantic	4 p.m.
Oct. 6	at Houston	6 p.m.
Oct. 16	UL-Lafayette	8 p.m.
Oct. 27	at Middle Tennessee	2:30 p.m.
Nov. 3	Arkansas State	4 p.m.
Nov. 10	South Alabama	4 p.m.
Nov. 17	at UL-Monroe	3 p.m.
Nov. 24	at Western Kentucky	12 p.m.

Washington (2-1)

Sept. 1	San Diego State	W, 21-12
Sept. 8	at LSU	L, 41-3
Sept. 15	Portland State	W, 52-13
Sept. 27	Stanford	8 p.m.
Oct. 6	at Oregon	TBA
Oct. 13	USC	TBA
Oct. 20	at Arizona	TBA
Oct. 27	Oregon State	TBA
Nov. 2	at California	8 p.m.
Nov. 10	Utah	TBA
Nov. 17	at Colorado	TBA
Nov. 23	at Washington State	2:30 p.m.

Idaho (0-3)

Aug. 30	Eastern Washington	L, 20-3
Sept. 8	at Bowling Green	L, 21-13
Sept. 15	at LSU	L, 63-14
Sept. 22	Wyoming	4 p.m.
Sept. 29	at North Carolina	TBA
Oct. 6	New Mexico State	4 p.m.
Oct. 13	at Texas Tech	6 p.m.
Oct. 20	at Louisiana Tech	6 p.m.
Nov. 3	San Jose State	4 p.m.
Nov. 10	at BYU	TBA
Nov. 17	UTSA	4 p.m.
Nov. 24	at Utah State	2 p.m.

Auburn (1-2)

Sept. 1	vs. Clemson	L, 26-19
Sept. 8	at Mississippi State	L, 28-10
Sept. 15	UL-Monroe	W, 31-28 OT
Sept. 22	LSU	TBA
Oct. 6	Arkansas	TBA
Oct. 13	at Ole Miss	TBA
Oct. 20	at Vanderbilt	TBA
Oct. 27	Texas A&M	TBA
Nov. 3	New Mexico State	TBA
Nov. 10	Georgia	TBA
Nov. 17	Alabama A&M	TBA
Nov. 24	at Alabama	TBA

Towson (1-1)

Aug. 30	at Kent State	L, 41-21
Sept. 15	William & Mary	W, 20-17
Sept. 22	St. Francis (Pa.)	6 p.m.
Sept. 29	at LSU	7 p.m.
Oct. 6	at James Madison	Noon
Oct. 13	Maine	6 p.m.
Oct. 20	Old Dominion	6 p.m.
Oct. 27	at Villanova	2:30 p.m.
Nov. 3	at Delaware	11 a.m.
Nov. 10	Rhode Island	2:30 p.m.
Nov. 17	at New Hampshire	2:30 p.m.

Florida (3-0)

Sept. 1	Bowling Green	W, 27-14
Sept. 8	at Texas A&M	W, 20-17
Sept. 15	at Tennessee	W, 37-20
Sept. 22	Kentucky	TBA
Oct. 6	LSU	TBA
Oct. 13	at Vanderbilt	TBA
Oct. 20	South Carolina	TBA
Oct. 27	vs. Georgia	2:30 p.m.
Nov. 3	Missouri	TBA
Nov. 10	UL-Lafayette	TBA
Nov. 17	Jacksonville State	TBA
Nov. 24	at Florida State	TBA

South Carolina (3-0)

Aug. 30	at Vanderbilt	W, 17-13
Sept. 8	East Carolina	W, 48-10
Sept. 15	UAB	W, 49-6
Sept. 22	Missouri	TBA
Sept. 29	at Kentucky	TBA
Oct. 6	Georgia	TBA
Oct. 13	at LSU	TBA
Oct. 20	at Florida	TBA
Oct. 27	Tennessee	TBA
Nov. 10	Arkansas	TBA
Nov. 17	Wofford	Noon
Nov. 24	at Clemson	TBA

Texas A&M (1-1)

Aug. 30	at Louisiana Tech	PPD
Sept. 8	Florida	L, 20-17
Sept. 15	at SMU	W, 48-3
Sept. 22	South Carolina State	TBA
Sept. 29	Arkansas	TBA
Oct. 6	at Ole Miss	TBA
Oct. 20	LSU	TBA
Oct. 27	at Auburn	TBA
Nov. 3	at Mississippi State	TBA
Nov. 10	at Alabama	TBA
Nov. 17	Sam Houston State	TBA
Nov. 24	Missouri	TBA

Alabama (3-0)

Sept. 1	vs. Michigan	W, 41-14
Sept. 8	Western Kentucky	W, 35-0
Sept. 15	at Arkansas	W, 52-0
Sept. 22	Florida Atlantic	TBA
Sept. 29	Ole Miss	TBA
Oct. 13	at Missouri	TBA
Oct. 20	at Tennessee	TBA
Oct. 27	Mississippi State	TBA
Nov. 3	at LSU	7 p.m.
Nov. 10	Texas A&M	TBA
Nov. 17	Western Carolina	TBA
Nov. 24	Auburn	TBA

Mississippi State (3-0)

Sept. 1	Jackson State	W, 56-9
Sept. 8	Auburn	W, 28-10
Sept. 15	at Troy	W, 30-24
Sept. 22	South Alabama	6 p.m.
Oct. 6	at Kentucky	TBA
Oct. 13	Tennessee	TBA
Oct. 20	Middle Tennessee	TBA
Oct. 27	at Alabama	TBA
Nov. 3	Texas A&M	TBA
Nov. 10	at LSU	TBA
Nov. 17	Arkansas	TBA
Nov. 24	at Ole Miss	TBA

Ole Miss (2-1)

Sept. 1	Central Arkansas	W, 49-27
Sept. 8	UTEP	W, 28-10
Sept. 15	Texas	L, 66-31
Sept. 22	at Tulane	11 a.m.
Sept. 29	at Alabama	TBA
Oct. 6	Texas A&M	TBA
Oct. 13	Auburn	TBA
Oct. 27	at Arkansas	TBA
Nov. 3	at Georgia	TBA
Nov. 10	Vanderbilt	TBA
Nov. 17	at LSU	TBA
Nov. 24	Mississippi State	TBA

Arkansas (1-2)

Sept. 1	Jacksonville State	W, 49-24
Sept. 8	UL-Monroe	L, 34-31
Sept. 15	Alabama	L, 52-0
Sept. 22	Rutgers	TBA
Sept. 29	at Texas A&M	TBA
Oct. 6	at Auburn	TBA
Oct. 13	Kentucky	TBA
Oct. 27	Ole Miss	TBA
Nov. 3	Tulsa	TBA
Nov. 10	at South Carolina	TBA
Nov. 17	at Mississippi State	TBA
Nov. 23	LSU	1:30 p.m.



SOUTHEASTERN CONFERENCE

2012 SEC Standings

Eastern Division

Team	SEC	Pct.	Overall
Florida	2-0	1.000	3-0
Georgia	1-0	1.000	3-0
South Carolina	1-0	1.000	3-0
Kentucky	0-0	.000	1-2
Missouri	0-1	.000	2-1
Tennessee	0-1	.000	2-1
Vanderbilt	0-1	.000	1-2

Western Division

Team	SEC	Pct.	Overall
Alabama	1-0	1.000	3-0
Mississippi State	1-0	1.000	3-0
LSU	0-0	.000	3-0
Ole Miss	0-0	.000	2-1
Texas A&M	0-1	.000	2-1
Auburn	0-1	.000	1-2
Arkansas	0-1	.000	1-2

This Week in the SEC

Saturday, Sept. 22

Ole Miss at Tulane • 11 a.m. (FSN)
 *Kentucky at Florida • 11:21 a.m. (SECN)
 *Missouri at South Carolina • 2:30 p.m. (CBS)
 Florida Atlantic at Alabama • 4 p.m. (PPV)
*** LSU at Auburn • 6 p.m. (ESPN)**
 Rutgers at Arkansas • 6 p.m. (ESPNU)
 South Carolina St. at Texas A&M • 6 p.m. (PPV)
 South Alabama at Mississippi St. • 6 p.m. (PPV)
 Akron at Tennessee • 6:30 p.m. (PPV)
 *Vanderbilt at Georgia • 6:45 p.m. (ESPN2)

All Times Central

* - denotes conference games

Last Week in the SEC

Auburn 31 Louisiana-Monroe 28 (OT)
 Vanderbilt 58 Presbyterian 0
 Alabama 52 Arkansas 0
 Texas A&M 48 SMU 3
 Florida 37 Tennessee 20
 Western Kentucky 32 Kentucky 31
 Missouri 24 Arizona St. 20
 South Carolina 49 UAB 6
 Mississippi St. 30 Troy 24
 Georgia 56 Florida Atlantic 20
LSU 63 Idaho 14
 Texas 66 Ole Miss 31

BY THE NUMBERS

93,129

largest crowd in Tiger Stadium history
(lost to No. 1 Florida, 13-3, on Oct. 10, 2009)

1,500

old dorm rooms below the east and west stands

.723

winning percentage after 549 home games
(388-143-18)

89

89-yard punt return by Billy Cannon 50 years ago to beat Ole Miss on Halloween Night in 1959

89th

year of LSU football in Tiger Stadium dating back to 1924

75

times the crowd has exceeded 90,000 for a game

100,000

estimated capacity when South End Zone project is completed prior to 2014 season

428

windows replaced on the North End of the stadium prior to the 2012 season

58-5

Saturday night record since 2000

46-6

home record under head coach Les Miles

14

undefeated home seasons, including three under Les Miles

8

trips by the "ESPN College GameDay" crew

8th

largest on-campus stadium in the nation (92,542)

6

times named the toughest place in the nation to play a road game by national media outlets

1

win over a No. 1 ranked team (def. Florida, 28-21, in 1997)

Tiger Stadium

COLLEGE FOOTBALL'S ULTIMATE SETTING



“THE SCARIEST PLACE TO PLAY IN AMERICA”

- ESPN.COM, OCT. 2007; ESPN COLLEGE FOOTBALL LIVE, MAY 2011

Notables

- LSU began playing football in Tiger Stadium in 1924 and is currently in its 89th year in the venerable stadium. This season marks the 82nd year LSU has played under the lights in Death Valley. The Tigers defeated Spring Hill, 35-0, on Oct. 3, 1931 in the first night game in the stadium's history.
- LSU owns a nation-best 20-game home winning streak, which is the longest home winning streak in school history. Head coach **Les Miles** is 33-1 in Saturday Night home games. The Tigers' last home loss was to No. 1 Florida on Oct. 10, 2009 and the last non-conference loss was to UAB on Sept. 23, 2000.
- Since national attendance figures began being kept in 1957, LSU has finished in the nation's top 10 in average attendance in 48 of the past 55 seasons.
- Since 1960, LSU owns a stellar 224-60-4 (.783) record in traditional Tiger Stadium night games. The Tigers are 25-26-3 (.491) at home during the day in that span.
- LSU has won 33 consecutive home games over non-conference opponents. **Les Miles** is 24-0 in non-conference home games.

Quotables

“I'm not sure what it was like to walk into the Coliseum, but I bet it was something like this. The best place in the world to watch a sporting event.”

- **Wright Thompson, ESPN Senior Writer**

“Dark. That combined with Tiger Stadium on a Saturday night is something loud, strange and holy. There is noise everywhere in stadiums from Eugene to Tuscaloosa. Only in Baton Rouge is there a living, breathing lurking in its grand, old stadium.”

- **Dennis Dodd, CBSSports.com**

“Best stadium -- Tiger Stadium, LSU. The pregame festivities, the deafening noise -- there's no other place like it.”

- **Matt Hayes, Sporting News**

“All I began to hear was a chant 'L-S-U, L-S-U.' It got louder and louder. It was the loudest I've ever heard a stadium.”

- **Mark Richt, Georgia Head Coach**

“Death Valley is the pound-for-pound king of noise in college football. The place is just mind-numbingly loud for a ridiculous amount of time.”

- **Bruce Feldman, CBSSports.com**

The Last Meeting



#19/23 Auburn	10
#1/2 LSU	45



Oct. 22, 2011 • Tiger Stadium • Baton Rouge, La. • 93,098

No. 1 LSU Dominates Defending National Champion Auburn, 45-10

Jarrett Lee threw for 165 yards and a pair of TDs and true freshman **Kenny Hilliard** had his breakout game, rushing for 65 yards and two scores, as LSU rolled to a 45-10 win over 19th-ranked Auburn in Tiger Stadium. Playing without five starters for various reasons, LSU wasted little time in taking control of the game as the Tigers drove 76 yards on their first possession to take a 7-0 lead on a 9-yard run by Hilliard. After Auburn pulled to within 7-3 on a field goal late in the first quarter, LSU scored 38 unanswered points. Rueben Randle caught a 42-yard TD pass from Jordan Jefferson with five minutes left in the first half and then hauled in a 46-yard scoring pass from Lee with 40 seconds left in the second quarter as the Tigers led 21-3 at halftime. LSU blew the game open early in the third quarter, scoring three TDs in a two-minute span, extending a 21-3 lead to 42-3 at the 7:27 mark in the third quarter following a 28-yard interception return for a TD by Ron Brooks. LSU's other scores during that 21-point burst came on a 10-yard pass from Lee to **Russell Shepard** and a 1-yard run by Hilliard. **Drew Alleman** kicked a 36-yard field goal early in the fourth quarter for the Tigers. Auburn got its only TD of the game on LSU's second team defense with just over two minutes left in the game. For the game, LSU racked up 393 total yards (174 rushing, 219 passing), while holding Auburn to only 248 total yards. **Michael Ford** led the Tigers with 82 rushing yards, while Randle caught five passes for 106 yards and a pair of scores. LSU went without an offensive turnover for the fifth straight game.

Scoring

AU	3	0	0	7	- 10
LSU	7	14	21	3	- 45

LSU	11:13	1Q	Hilliard 9 run (Alleman kick)
AU	1:26	1Q	Parkey 42 FG
LSU	5:00	2Q	Randle 42 pass from Jefferson (Alleman kick)
LSU	0:40	2Q	Randle 46 pass from Lee (Alleman kick)
LSU	9:51	3Q	Shepard 10 pass from Lee (Alleman kick)
LSU	8:12	3Q	Hilliard 1 run (Alleman kick)
LSU	7:27	3Q	Brooks 28 INT return (Alleman kick)
LSU	13:56	4Q	Alleman 36 FG
AU	2:22	4Q	McCalebb 2 run (Parkey kick)

STATISTICAL COMPARISON

Category	LSU	Auburn	CONF. (NCAA) RANKING	
			LSU	Auburn
Record:	3-0	1-2	--	--
Conference:	0-0	0-1	--	--
Scoring Offense:	48.3	20.0	1 (9)	14 (104)
Total Offense:	472.3	336.0	4 (31)	14 (102)
Rushing Offense:	269.3	175.3	1 (13)	9 (57)
Passing Offense:	203.0	160.7	12 (95)	14 (111)
Scoring Defense:	48.3	27.3	1 (9)	12 (78)
Total Defense:	219.0	397.5	1 (15)	3 (70)
Pass Defense:	158.0	225.0	3 (13)	9 (65)
Rushing Defense:	47.0	217.0	1 (4)	14 (107)
KD Ret. Avg.:	29.8	32.2	2 (10)	1 (6)
Punt Ret. Avg.:	10.6	5.8	5 (47)	13(85)
Time of Poss.:	30:43	27:36	3(48)	10 (94)
3rd Down Conv.:	18-36	12-38	2(20)	12 (103)
Opp. 3rd-D Conv:	12-45	18-48	3(14)	11 (60)
TO Margin:	1.3	-2.3	4 (19)	13 (117)
Net Punting:	43.3	39.8	2 (5)	6 (27)
Fumbles Recovered:	1	1	4 (79)	4 (79)
Passes Intercepted:	6	1	2 (5)	7 (82)
Fumbles Lost:	1	4	2 (19)	5 (92)
Turnovers Gained:	7	2	3 (15)	3 (54)
Turnovers Lost:	2	4	5 (31)	8 (70)
Passing Efficiency:	159.4	110.9	6 (24)	14 (106)
Pass Efficiency Defense	95.7	134.7	3 (16)	13 (81)
Fewest Penalties:	7.7	6.7	10 (87)	8 (71)
Fewest Yards Penalized:	52.0	53.3	9 (62)	10 (65)
Sacks:	1.3	2.3	12 (83)	6 (42)
Tackles for Losses:	6.7	5.0	7 (38)	12 (83)
First Downs:	23.7	17.0	3 (36)	13 (105)
Red Zone Offense:	14-17	10-13	7 (61)	8 (82)
Red Zone Defense:	3-3	10-13	13 (108)	8 (56)

The Series: LSU leads 25-20-1

1901: AU, 28-0	Nov. 20 at Baton Rouge
1902: LSU, 5-0	Oct. 27 at Baton Rouge
1903: AU, 12-0	Nov. 11 at Auburn
1908: LSU, 10-2	Oct. 31 at Auburn
1912: AU, 7-0	Nov. 9 at Mobile
1913: AU, 7-0	Nov. 1 at Mobile
1924: AU, 3-0	Oct. 25 at Birmingham
1926: LSU, 10-0	Oct. 16 at Montgomery
1927: LSU, 9-0	Oct. 15 at Montgomery
1934: LSU, 20-6	Oct. 13 at Baton Rouge
1935: LSU, 6-0	Nov. 2 at Baton Rouge
1936: LSU, 19-6	Nov. 14 at Birmingham
1937: LSU, 9-7	Nov. 13 at Baton Rouge
1938: AU, 28-6	Nov. 12 at Birmingham
1939: AU, 21-7	Nov. 18 at Baton Rouge
1940: LSU, 21-13	Nov. 16 at Birmingham
1941: Tie, 7-7	Nov. 15 at Baton Rouge
1942: AU, 25-7	Nov. 14 at Birmingham
1969: LSU, 21-20	Oct. 25 at Baton Rouge
1970: LSU, 17-9	Oct. 24 at Auburn
1972: LSU, 35-7	Oct. 14 at Baton Rouge
1973: LSU, 20-6	Oct. 13 at Auburn
1980: LSU, 21-17	Oct. 11 at Baton Rouge
1981: AU, 19-7	Oct. 10 at Auburn
1988: LSU, 7-6	Oct. 8 at Baton Rouge
1989: AU, 10-6	Oct. 14 at Auburn
1992: AU, 30-28	Sept. 19 at Auburn
1993: AU, 34-10	Sept. 18 at Baton Rouge
1994: AU, 30-26	Sept. 17 at Auburn
1995: LSU, 12-6	Sept.16 at Baton Rouge

1996: LSU, 19-15	Sept. 21 at Auburn
1997: AU, 31-28	Sept. 20 at Baton Rouge
1998: LSU, 31-19	Sept. 19 at Auburn
1999: AU, 41-7	Sept. 18 at Baton Rouge
2000: AU, 34-17	Sept. 16 at Auburn
2001: LSU, 27-14	Dec. 1 at Baton Rouge
2002: AU, 31-7	Oct. 26 at Auburn
2003: LSU, 31-7	Oct. 25 at Baton Rouge
2004: AU, 10-9	Sept. 18 at Auburn
2005: LSU, 20-17 (OT)	Oct. 22 at Baton Rouge
2006: AU, 7-3	Sept. 16 at Auburn
2007: LSU, 30-24	Oct. 20 at Baton Rouge
2008: LSU, 26-21	Sept. 20 at Auburn
2009: LSU, 31-10	Oct. 24 at Baton Rouge
2010: AU, 24-17	Oct. 23 at Auburn
2011: LSU, 45-10	Oct. 22 at Baton Rouge

At Baton Rouge: LSU leads, 15-5-1

At Auburn: AU leads, 10-6

At Other Sites: AU leads, 5-4

LSU Tigers Depth Chart

OFFENSE

X	82	James Wright	6-2	203	Jr.
	86	Kadron Boone	6-0	207	Jr.
LT	68	Josh Dworaczyk	6-6	300	Sr.
	73	Chris Davenport	6-4	330	Jr.
	65	Jerald Hawkins	6-6	300	Fr.-HS
LG	70	La'el Collins	6-5	321	So.
	68	Josh Dworaczyk	6-6	300	Sr.
	71	Jonah Austin	6-6	329	Fr.-RS
C	64	P. J. Lonergan	6-4	305	Sr.
	55	Elliott Porter	6-4	300	So.
RG	74	Josh Williford	6-7	334	Jr.
	56	Trai Turner	6-3	306	Fr.-RS
RT	72	Alex Hurst	6-6	331	Sr.
	78	Vadal Alexander	6-6	350	Fr.-HS
Y	88	Chase Clement	6-5	265	Sr.
	84	Nic Jacobs	6-5	265	So.
	41	Travis Dickson	6-3	230	So.
Z	3	Odell Beckham, Jr.	6-0	187	So.
	10	Russell Shepard	6-1	195	Sr.
	14	Terrence Magee	5-9	212	So.
3-Wide	80	Jarvis Landry	6-0	195	So.
QB	8	Zach Mettenberger	6-5	230	Jr.
	17	Stephen Rivers	6-8	225	Fr.-RS
	1	Rob Bolden	6-4	208	Jr.
RB	4	Alfred Blue	6-2	220	Jr.
	27	Kenny Hilliard	6-0	231	So.
-or-	42	Michael Ford	5-10	216	Jr.
-or-	11	Spencer Ware	5-11	225	Jr.
	33	Jeremy Hill	6-2	235	Fr.-HS
FB	44	J.C. Copeland	6-1	272	Jr.
	43	Connor Neighbors	5-11	236	So.

DEFENSE

LE	49	Barkevious Mingo	6-5	240	Jr.	
	59	Jermauria Rasco	6-3	255	So.	
	87	Chancey Aghayere	6-4	266	Sr.	
LT	77	Josh Downs	6-1	287	Sr.	
	9	Ego Ferguson	6-3	308	So.	
RT	18	Bennie Logan	6-3	295	Jr.	
	90	Anthony Johnson	6-3	304	So.	
	95	Quentin Thomas	6-3	294	Fr.-RS	
RE	99	Sam Montgomery	6-5	260	Jr.	
	89	Lavar Edwards	6-5	258	Sr.	
	98	Jordan Allen	6-6	253	So.	
Sam	52	Luke Muncie	6-3	210	Jr.	
	58	Tahj Jones	6-2	205	Jr.	
	-or-	23	Lamar Louis	6-0	220	Fr.-HS
	-or-	25	Kwon Alexander	6-2	215	Fr.-HS
	Mike	46	Kevin Minter	6-2	245	Jr.
	22	Ronnie Feist	6-2	230	Fr.-HS	
	51	Trey Granier	6-1	227	Fr.-HS	
Will	57	Lamin Barrow	6-2	229	Jr.	
	45	Deion Jones	6-2	202	Fr.-HS	
	35	Lorenzo Phillips	6-2	215	Fr.-HS	
LCB	28	Jalen Mills	6-0	185	Fr.-HS	
	32	Jalen Collins	6-2	195	Fr.-RS	
SS	6	Craig Loston	6-2	205	Jr.	
	34	Micah Eugene	5-11	190	Fr.-RS	
	12	Corey Thompson	6-2	210	Fr.-HS	
FS	1	Eric Reid	6-2	212	Jr.	
	26	Ronald Martin	6-1	202	So.	
RCB	24	Tharold Simon	6-3	187	Jr.	
	13	Dwayne Thomas	6-0	175	Fr.-HS	
	19	Derrick Raymond	6-1	175	Fr.-HS	

PRONUNCIATIONS

Players		
87	Chancey Aghayere	DE
	Ah-gah-yair-ee	
78	Vadal Alexander	OT
	vuh-Dall	
30	Drew Alleman	P/K
	Al-uh-maw	
57	Lamin Barrow	LB
	luh-Meen	
86	Kadron Boone	WR
	Kay-drun	
88	Chase Clement	TE
	Clay-maw	
70	La'el Collins	OG
	Lah-ell	
68	Josh Dworaczyk	RG
	Duh-ross-ic	
22	Ronnie Feist	LB
	Feast	
48	Seth Fruge	HLD
	Fru-zhay	
49	Barkevious Mingo	LB
	Bar-kee-vee-us	
43	Jerqwinick Sandolph	S
	Jer-qwin-ick	
24	Tharold Simon	CB
	Sye-munn	
Coaches		
	Steve Kragthorpe	OC
	Krag-thorpe	
	Greg Studrawa	OL
	Stu-draw-uh	

SPECIAL TEAMS

PK	30	Drew Alleman	5-11	183	Sr.
	30	James Hairston	6-1	220	So.
KO	30	James Hairston	6-1	220	So.
	30	Drew Alleman	5-11	182	Jr.
PR	3	Odell Beckham, Jr.	6-0	187	So.
	80	Jarvis Landry	6-0	195	So.
HOLD	38	Brad Wing	6-3	184	So.
	48	Seth Fruge	5-11	189	Jr.
KOR	80	Jarvis Landry	6-0	195	So.
	10	Russell Shepard	6-1	195	Sr.
	3	Odell Beckham, Jr.	6-0	187	So.
P	38	Brad Wing	6-3	197	So.
	38	Jamie Keehn	6-4	222	Fr.-HS
SNP	50	Reid Ferguson	6-2	225	Fr.-HS
	53	Logan Boudreaux	5-11	215	Fr.-RS

LOCATION OF COACHES

On The Field	
Les Miles, head coach	
Steve Kragthorpe, quarterbacks	
Frank Wilson, running backs	
Steve Ensminger, tight ends	
Brick Haley, defensive line	
Adam Henry, wide receivers	
Thomas McGaughey, special teams	
Corey Raymond, defensive backs	
In The Press Box	
John Chavis, defensive coordinator	
Greg Studrawa, offensive coordinator	

CAREER STARTS/GAME-BY-GAME STARTERS

				FB Copeland 6		TB Ware 10 Blue 5 Ford 4 Shepard 1					
						QB Mettenberger 3					
WR Wright 3 Landry 1		TE Clement 13	RT Hurst 27 Faulk 2	RG Williford 16	C Loneragan 29	LG Collins 3 Dworaczyk 26 Williford 1	LT Faulk 14 Dworaczyk 2				WR Beckham, Jr. 14 Shepard 11 Boone 2
LCB Mills 3 Simon 2			LE Mingo 4 Edwards 4 Aghayere 3	LT Downs 3 Johnson 1		RT Logan 17	RE Montgomery 18 Edwards 7 Mingo 4 Aghayere 2				RCB Simon 3
		Sam Muncie 3 Jones 1									
					Mike Minter 17		Will Barrow 5				
Nickel											Dime
			SS Loston 3 Reid 3 Martin 1				FS Reid 16 Loston 1				

OFFENSIVE GAME-BY-GAME STARTERS

Game	X	Z	LT	LG	C	RG	RT	TE	FB	TB	QB
North Texas	Wright	Beckham, Jr.	Faulk	Collins	Loneragan	Williford	Hurst	Clement	Copeland	Blue	Mettenberger
Washington	Wright	Beckham, Jr.	Dworaczyk	Collins	Loneragan	Williford	Hurst	Clement	Copeland	Blue	Mettenberger
Idaho	Shepard	Beckham, Jr.	Dworaczyk	Collins	Loneragan	Williford	Hurst	Clement	Copeland	Blue	Mettenberger
at Auburn											
Towson											
at Florida											
South Carolina											
at Texas A&M											
Alabama											
Mississippi State											
Ole Miss											
at Arkansas											

DEFENSIVE GAME-BY-GAME STARTERS

Game	LE	LT	RT	RE	WILL	MIKE	SAM	LCB	RCB	SS	FS
North Texas	Mingo	Downs	Logan	Edwards	Barrow	Minter	Muncie	Mills	Simon	Loston	Reid
Washington	Mingo	Downs	Logan	Montgomery	Barrow	Minter	Muncie	Mills	Simon	Loston	Reid
Idaho	Edwards	Johnson	Logan	Montgomery	Barrow	Minter	Muncie	Mills	Simon	Martin	Reid
at Auburn											
Towson											
at Florida											
South Carolina											
at Texas A&M											
Alabama											
Mississippi State											
Ole Miss											
at Arkansas											

THE LAST TIME LSU ... (ALL GAMES)

Scoring

Scored 30 or more points	63 vs. Idaho (9/15/12)
Scored 40 or more points	63 vs. Idaho (9/15/12)
Scored 50 or more points	63 vs. Idaho (9/15/12)
Scored 60 or more points	63 vs. Idaho (9/15/12)
Scored 70 or more points	70 vs. Arkansas State (10/12/90)

Total Offense

Had more than 400 total yards	472 vs. Idaho (9/15/12)
Had more than 450 total yards	472 vs. Idaho (9/15/12)
Had more than 500 total yards	508 vs. North Texas (9/1/12)
Had more than 550 total yards	595 vs. Louisiana Tech (11/10/07)
Had more than 600 total yards	653 vs. Louisiana Tech (11/1/03)
Had more than 650 total yards	653 vs. Louisiana Tech (11/1/03)
Had more than 700 total yards	746 vs. Rice (9/24/77)

Rushing Offense

Rushed for 150 or more yards	250 vs. Idaho (9/15/12)
Rushed for 200 or more yards	250 vs. Idaho (9/15/12)
Rushed for 250 or more yards	250 vs. Idaho (9/15/12)
Rushed for 300 or more yards	316 vs. North Texas (9/1/12)
Rushed for 350 or more yards	353 at Ole Miss (11/19/11)
Rushed for 400 or more yards	400 vs. Kentucky (11/1/97)
Rushed for 425 or more yards	433 vs. Houston (9/7/96)
Rushed for 500 or more yards	503 vs. Oregon (10/22/77)

Passing Offense

Passed for 250 or more yards	258 vs. Ole Miss (11/20/10)
Passed for 300 or more yards	309 vs. Georgia (10/25/08)
Passed for 350 or more yards	388 at Alabama (11/3/07)
Passed for 400 or more yards	444 vs. Illinois (1/1/02 - Sugar Bowl)
Passed for 450 or more yards	528 at Alabama (11/3/01)
Passed for 500 or more yards	528 at Alabama (11/3/01)

Scoring Defense

Allowed 0 points	0 vs. UL-Monroe (11/13/10)
Allowed 3 or fewer points	3 vs. Washington (9/8/12)
Allowed 7 or fewer points	3 vs. Washington (9/8/12)
Allowed 10 or fewer points	3 vs. Washington (9/8/12)
Allowed 14 or fewer points	14 vs. Idaho (9/15/12)

Total Defense

Allowed fewer than 75 total yards	70 vs. UL-Lafayette (10/5/02)
Allowed fewer than 100 total yards	95 vs. Northwestern State (9/10/11)
Allowed fewer than 125 total yards	95 vs. Northwestern State (9/10/11)
Allowed fewer than 150 total yards	95 vs. Northwestern State (9/10/11)
Allowed fewer than 175 total yards	155 vs. Kentucky (10/1/11)
Allowed fewer than 200 total yards	183 vs. Washington (9/8/12)
Allowed fewer than 225 total yards	213 vs. Idaho (9/15/12)
Allowed fewer than 250 total yards	213 vs. Idaho (9/15/12)
Allowed fewer than 275 total yards	213 vs. Idaho (9/15/12)
Allowed fewer than 300 total yards	213 vs. Idaho (9/15/12)

Rushing Defense

Allowed 0 or fewer yards	-4 vs. Northwestern State (9/10/11)
Allowed 10 or fewer yards	-4 vs. Northwestern State (9/10/11)
Allowed 20 or fewer yards	-4 vs. Northwestern State (9/10/11)
Allowed 30 or fewer yards	26 vs. Washington (9/8/12)
Allowed 40 or fewer yards	39 vs. Idaho (9/15/12)
Allowed 50 or fewer yards	39 vs. Idaho (9/15/12)
Allowed 60 or fewer yards	39 vs. Idaho (9/15/12)
Allowed 70 or fewer yards	39 vs. Idaho (9/15/12)
Allowed 80 or fewer yards	39 vs. Idaho (9/15/12)
Allowed 90 or fewer yards	39 vs. Idaho (9/15/12)
Allowed 100 or fewer yards	39 vs. Idaho (9/15/12)

THE LAST TIME LSU ... (ALL GAMES)

Passing Defense

Allowed 0 passing yards	0 vs. Alabama (11/6/71)
Allowed 50 or fewer yards	47 at Ole Miss (11/19/11)
Allowed 100 or fewer yards	47 at Ole Miss (11/19/11)
Allowed 150 or fewer yards	143 vs. North Texas (9/1/12)
Allowed 175 or fewer yards.....	174 vs. Idaho (9/15/12)
Allowed 200 or fewer yards	174 vs. Idaho (9/15/12)

Individual Rushing

Had a player rush for 100 or more yards	116 by Kenny Hilliard vs. Idaho (9/15/12)
Had a player rush for 150 or more yards	159 by Stevan Ridley vs. Vanderbilt (9/11/10)
Had a player rush for 200 or more yards.....	250 by Alley Broussard vs. Ole Miss (11/20/04)
Had a player rush for 225 or more yards	250 by Alley Broussard vs. Ole Miss (11/20/04)
Had a player rush for 2 or more TDs	2 by Kenny Hilliard and Jeremy Hill vs. Idaho (9/15/12)
Had a player rush for 3 or more TDs	3 by Stevan Ridley vs. Ole Miss (11/20/10)
Had a player rush for 4 or more TDs	4 by Domanick Davis vs. Illinois (1/1/02 - Sugar Bowl)
Had a player rush for 5 or more TDs	5 by Kevin Faulk at Kentucky (11/1/97)

Individual Passing

Had a player pass for 200 or more yards.....	222 by Zach Mettenberger vs. Auburn (9/15/12)
Had a player pass for 250 or more yards	254 by Jordan Jefferson vs. Ole Miss (11/20/10)
Had a player pass for 300 or more yards.....	353 by Matt Flynn at Alabama (11/3/07)
Had a player pass for 350 or more yards.....	353 by Matt Flynn at Alabama (11/3/07)
Had a player pass for 400 or more yards	444 by Rohan Davey vs. Illinois (1/1/02 - Sugar Bowl)
Had a player pass for 450 or more yards.....	528 by Rohan Davey at Alabama (11/3/01)
Had a player pass for 500 or more yards	528 by Rohan Davey at Alabama (11/3/01)
Had a player pass for 2 or more TDs	2 by Jarrett Lee vs. Auburn (10/22/11)
Had a player pass for 3 or more TDs.....	3 by Jarrett Lee at Tennessee (10/15/11)
Had a player pass for 4 or more TDs.....	4 by Matt Flynn vs. Ohio State (1/7/08 - BCS Championship)
Had a player complete 20 passes.....	21 by Jarrett Lee at Mississippi State (9/15/11)
Had a player complete 25 passes	31 by Rohan Davey vs. Illinois (1/1/02 - Sugar Bowl)
Had a player complete 30 passes.....	31 by Rohan Davey vs. Illinois (1/1/02 - Sugar Bowl)
Had a player complete 35 passes	35 by Rohan Davey at Alabama (11/3/02)
Had a player complete 15 straight passes	17 by Rohan Davey vs. Arkansas-6 (11/26/99), vs. Western Carolina-11 (9/2/00)
.....	17 by Matt Mauck vs. Arizona-11(9/6/03), vs. Western Illinois-6 (9/13/03)
Had a player throw 30 passes.....	37 by Jordan Jefferson at Ole Miss (11/21/09)
Had a player throw 35 passes.....	37 by Jordan Jefferson at Ole Miss (11/21/09)
Had a player throw 40 passes	47 by Matt Flynn vs. Arkansas (11/23/07)
Had a player throw 45 passes	47 by Matt Flynn vs. Arkansas (11/23/07)
Had a player throw 50 passes	53 by Rohan Davey vs. Illinois (1/1/02 - Sugar Bowl)

Individual Receiving

Had a player with 10 or more receptions in a game.....	12 by Brandon LaFell vs. Troy (11/15/08)
Had a player with 11 or more receptions in a game	12 by Brandon LaFell vs. Troy (11/15/08)
Had a player with 12 or more receptions in a game	12 by Brandon LaFell vs. Troy (11/15/08)
Had a player with 13 or more receptions in a game	14 by Josh Reed vs. Illinois (1/1/02 - Sugar Bowl)
Had a player with 14 or more receptions in a game	14 by Josh Reed vs. Illinois (1/1/02 - Sugar Bowl)
Had a player with 15 or more receptions in a game	19 by Josh Reed at Alabama (11/3/01)
Had a player receive 100 or more yards.....	134 by Rueben Randle vs. Arkansas (11/25/11)
Had a player receive 150 or more yards	162 by Michael Clayton vs. Western Illinois (9/13/03)
Had a player receive 200 or more yards	201 by Devery Henderson at Kentucky (11/9/02)
Had a player receive 250 or more yards.....	293 by Josh Reed at Alabama (11/3/01)
Had a player receive for 2 or more TDs	2 by Rueben Randle vs. Auburn (10/22/11)
Had a player receive for 3 or more TDs	3 by Terrence Toliver vs. Texas A&M (1/7/11 - Cotton Bowl)
Had a player receive for 4 or more TDs	4 by Tony Moss vs. Ohio University (9/30/89)
Had a player receive for 5 or more TDs	5 by Carlos Carson vs. Rice (9/24/77)

THE LAST TIME LSU ... (ALL GAMES)

Games against Ranked Teams

Beat a top 25 team	#12 Georgia, 42-10, in SEC Championship Game in Atlanta (12/3/11)
Beat a top 10 team	#3 Arkansas, 41-17, in Baton Rouge (11/25/11)
Beat a top 5 team	#3 Arkansas, 41-17, in Baton Rouge (11/25/11)
Beat an FBS No. 1 team (AP or Coaches Poll)	#1 Ohio State, 38-24 (1/7/08 - BCS Championship Game)
Beat an FBS No. 1 team (AP or Coaches Poll) at home	#1 Florida, 28-21 (10/11/97)
Beat a ranked opponent at home	#3 Arkansas, 41-17 (11/25/11)
Beat a ranked opponent on the road	#2 Alabama, 9-6, in Tuscaloosa (11/5/11)
Beat a ranked opponent at a neutral site	#12 Georgia, 42-10, in SEC Championship Game in Atlanta (12/3/11)
Beat back-to-back ranked opponents	#3 Arkansas, 41-17 in Baton Rouge (11/25/11) and #12 Georgia, 42-10, in SEC Championship Game (12/3/11)
Beat a ranked team in three straight games	11/23 - 1/1/02 vs. #22 Arkansas, #24 Auburn, #2 Tennessee (SEC CG), #7 Illinois (Sugar Bowl)
Beat a ranked team in four straight games	11/23 - 1/1/02 vs. #22 Arkansas, #24 Auburn, #2 Tennessee (SEC CG), #7 Illinois (Sugar Bowl)
Lost to a ranked opponent at home.....	#1 Florida, 13-13 (10/10/09)
Lost to a ranked opponent on the road	#12 Arkansas, 31-23 (11/27/10)
Lost to a ranked opponent at a neutral site.....	#2 Alabama, 21-0, in BCS Championship Game (1/9/12)
Lost to an unranked opponent at home	Ole Miss, 31-13 (11/22/08)
Lost to an unranked opponent on the road	at Ole Miss, 25-23 (11/21/09)

Special Situations

Won on the last play of the game.....	at #2 Alabama (9-6, 11/5/11); Drew Alleman 25-yard field goal in overtime
Lost on the last play of the game	#1 Alabama, 27-21 OT (11/8/08); 1-yard run by QB John Parker Wilson in overtime
Came back and won from 10 or more down in 4th quarter	Troy, 40-31 (11/15/08); down 31-10 entering 4th quarter
Lost when leading by 10 or more in 4th quarter	Tennessee, 30-27 OT (9/26/05); led 24-7 entering fourth quarter
Lost when leading by 20 points or more	Tennessee, 30-27 OT (9/26/05); led 21-0 at halftime
Scored on the first play from scrimmage	Jordan Jefferson, 83-yard run vs. Tennessee (10/2/10)
A QB caught a pass on a designed play	Matt Flynn (35-yards from WR Early Doucet) at Alabama (11/3/07)
A RB threw a TD pass on a designated play	Spencer Ware (39 yards to Rueben Randle for a TD) at Auburn (10/23/10)
Had two RB rush for at least 100 yards each	Kenny Hilliard (141 yds) and Alfred Blue (123 yds) vs. North Texas (9/1/12)

Returns/Special Teams/Defense

Returned a KO for a TD.....	Morris Claiborne, 99 yards at West Virginia (9/24/11)
Returned a Punt for a TD	Odell Beckham, Jr. 70 yards vs. North Texas (9/1/12)
Returned an INT for a TD	Ronald Martin (45 yards) & Lavar Edwards (23 yards) vs. Idaho (9/15/12)
Returned 2 INTs for TDs.....	Ronald Martin (45 yards) & Lavar Edwards (23 yards) vs. Idaho (9/15/12)
Returned 3 INTs for TDs.....	3 vs. Arkansas State (C. Raymond, D. Walkup, C. Buckels) (10/12/91)
Recovered a fumble in endzone for a TD	Kevin Minter at Ole Miss (11/19/11)
Returned a fumble for a TD	Tyrann Mathieu, 23-yard fumble return and recovery vs. Kentucky (10/1/11)
Scored two defensive TDs in a game	2 vs. UL-Monroe (R. Brooks, INT; L. Edwards, FUM) (11/13/10)
Faked a field goal for a touchdown	Colt David (kicker), 15 yard run (9/22/07 vs. South Carolina)
Faked a punt for a first down	Brad Wing, 44-yard run in first quarter vs. Florida (10/8/11)
Faked a field goal for a first down	Josh Jasper, 5-yard run in 4th quarter (10/9/10 at Florida)
A player kicked the PAT after scoring the TD.....	Colt David vs. South Carolina (9/22/07)
Blocked a FG	Michael Brockers, 42-yard attempt in 2nd quarter of BCS Championship Game vs. Alabama (1/9/12)
Returned a blocked FG for a TD	Patrick Peterson, 53 yards on the block of Ole Miss' 47-yard FG attempt (11/21/09)
Blocked a PAT (kick)	Mark Roman, attempt by Seth Hanson (10/17/98 vs. Kentucky)
Returned a PAT for a Defensive Extra Point	Mark Roman, kick attempt by Seth Hanson (10/17/98 vs. Kentucky)
Blocked a punt.....	Daniel Graff vs. Tulane (10/31/09)
Blocked a punt for a safety	Jarvis Green, on an Andy Smith punt (10/16/99 at Kentucky)
Returned a blocked punt for TD	Craig Steltz, 29 yard, off Jacob Hester's block at Arizona State (9/10/05)
Recovered an onside kick	at Ole Miss (11/21/09); recovered by Brandon LaFell with 1:16 left in fourth quarter
Recovered an onside kick to start the game	vs. Auburn (12/1/01)
Recorded a Safety (Team).....	vs. North Carolina (9/4/10); ball rolled out of endzone on punt attempt
Recorded a Safety (Individual tackle)	Drake Nevis at Alabama (11/7/09)
Recorded six interceptions.....	6 at Mississippi State (8/30/07)
Had a player record three interceptions.....	3 by Craig Steltz at Mississippi State (8/30/07)
Had a player record 15 tackles.....	19 by Ali Highsmith vs. Arkansas (11/23/07)
Had six sacks as a team	6 vs. Auburn (10/22/11)

Opponent Returns/Special Teams

Returned a KO for a TD	Andre Debose, 88 yards (10/9/10 at Florida)
Returned a Punt for a TD.....	Marshay Green, 44 yards (11/17/07 at Ole Miss)
Returned an INT for a TD	Terence Moore, 22 yards (11/15/08 by Troy)
Returned 3 INTs for TDs.....	3, by Alvis, Smith, Robinson (9/17/94 at Auburn)
Recovered a fumble in endzone for a TD	Chris Shelling (9/17/94 at Auburn)
Returned a fumble for a TD	Alonzo Highsmith, 47 yards in first quarter (11/25/11 in Baton Rouge)
Blocked a FG	at Alabama (11/3/07)
Blocked a punt.....	Florida (10/8/11) in fourth quarter
Blocked two punts	2 at Virginia Tech (9/1/02)
Blocked a punt for a safety.....	blocked Donnie Jones (9/1/02 at Virginia Tech)
Recorded a Safety (Team).....	vs. Western Kentucky (11/12/11)
Blocked a PAT (kick)	Ole Miss (11/18/06)
Returned a PAT for a Defensive Extra Point	Eric Kelly, off bad snap (10/17/98 vs. Kentucky)
Faked a field goal for a TD.....	Damon Duval, 1 yard run (9/18/99 vs. Auburn)
Recovered an onside kick	Georgia (12/3/11 SEC Championship Game in first quarter)

THE LAST TIME LSU ... (SEC REGULAR SEASON GAMES)**Scoring**

Scored 30 or more points	41 vs. Arkansas (11/25/11)
Scored 35 or more points.....	41 vs. Arkansas (11/25/11)
Scored 40 or more points	41 vs. Arkansas (11/25/11)
Scored 45 or more points	52 at Ole Miss (11/19/11)
Scored 50 or more points	52 at Ole Miss (11/19/11)
Scored 55 or more points.....	55 vs. Arkansas (11/28/03)
Scored 60 or more points	63 vs. Kentucky (11/1/97)

Total Offense

Had more than 400 total yards	494 vs. Arkansas (11/25/11)
Had more than 450 total yards	494 vs. Arkansas (11/25/11)
Had more than 500 total yards	546 vs. Kentucky (10/14/06)
Had more than 550 total yards.....	599 vs. Mississippi State (9/25/04)
Had more than 600 total yards.....	611 vs. Alabama (11/13/01)

Rushing Offense

Rushed for 150 or more yards.....	286 vs. Arkansas (11/25/11)
Rushed for 200 or more yards.....	286 vs. Arkansas (11/25/11)
Rushed for 250 or more yards	286 vs. Arkansas (11/25/11)
Rushed for 300 or more yards.....	353 at Ole Miss (11/19/11)
Rushed for 350 or more yards	353 at Ole Miss (11/19/11)
Rushed for 400 or more yards.....	400 vs. Kentucky (11/1/97)
Rushed for 425 or more yards.....	426 vs. Ole Miss (10/30/76)

Passing Offense

Passed for 250 or more yards	258 vs. Ole Miss (11/20/10)
Passed for 300 or more yards.....	309 vs. Georgia (10/25/08)
Passed for 350 or more yards	388 at Alabama (11/3/07)
Passed for 400 or more yards.....	528 vs. Alabama (11/3/01)
Passed for 450 or more yards.....	528 vs. Alabama (11/3/01)
Passed for 500 or more yards.....	528 vs. Alabama (11/3/01)

Scoring Defense

Allowed 0 points.....	0 at Mississippi State (8/30/07)
Allowed 3 or fewer points.....	3 at Ole Miss (11/19/11)
Allowed 7 or fewer points.....	3 at Ole Miss (11/19/11)
Allowed 10 or fewer points.....	3 at Ole Miss (11/19/11)
Allowed 14 or fewer points.....	3 at Ole Miss (11/19/11)

Total Defense

Allowed fewer than 100 total yards.....	90 vs. Auburn (10/13/73)
Allowed fewer than 125 total yards	114 vs. Kentucky (10/19/85)
Allowed fewer than 150 total yards.....	135 vs. Vanderbilt (9/11/10)
Allowed fewer than 175 total yards	135 vs. Vanderbilt (9/11/10)
Allowed fewer than 200 total yards.....	195 vs. Ole Miss (11/19/11)
Allowed fewer than 225 total yards.....	195 vs. Ole Miss (11/19/11)
Allowed fewer than 250 total yards	195 vs. Ole Miss (11/19/11)
Allowed fewer than 275 total yards.....	254 vs. Arkansas (11/25/11)
Allowed fewer than 300 total yards.....	254 vs. Arkansas (11/25/11)

Rushing Defense

Allowed 0 or fewer yards	0 at South Carolina (10/18/03)
Allowed 10 or fewer yards.....	10 at Mississippi State (8/30/07)
Allowed 20 or fewer yards.....	20 at Alabama (11/3/07)
Allowed 30 or fewer yards.....	20 at Alabama (11/3/07)
Allowed 40 or fewer yards.....	39 at South Carolina (10/18/08)
Allowed 50 or fewer yards.....	47 vs. Arkansas (11/25/11)
Allowed 60 or fewer yards.....	47 vs. Arkansas (11/25/11)
Allowed 70 or fewer yards.....	47 vs. Arkansas (11/25/11)
Allowed 80 or fewer yards.....	47 vs. Arkansas (11/25/11)
Allowed 90 or fewer yards.....	47 vs. Arkansas (11/25/11)
Allowed 100 or fewer yards	47 vs. Arkansas (11/25/11)

THE LAST TIME LSU ... (SEC REGULAR SEASON GAMES)

Passing Defense

Allowed 0 passing yards.....	0 vs. Alabama (11/6/71)
Allowed 25 or fewer passing yards.....	23 at Alabama (11/27/90)
Allowed 50 or fewer passing yards.....	47 at Ole Miss (11/19/11)
Allowed 75 or fewer passing yards.....	66 vs. Kentucky (10/1/11)
Allowed 100 or fewer passing yards.....	100 vs. Florida (10/8/11)
Allowed 125 or fewer passing yards.....	100 vs. Florida (10/8/11)
Allowed 150 or fewer passing yards.....	128 at Tennessee (10/15/11)
Allowed 175 or fewer passing yards.....	161 vs. Auburn (10/22/11)
Allowed 200 or fewer passing yards.....	161 vs. Auburn (10/22/11)

Rushing

Had a player rush for 100 or more yards.....	101 by Kenny Hilliard vs. Arkansas (11/25/11)
Had a player rush for 125 or more yards.....	159 by Stevan Ridley vs. Vanderbilt (9/11/10)
Had a player rush for 150 or more yards.....	159 by Stevan Ridley vs. Vanderbilt (9/11/10)
Had a player rush for 175 or more yards.....	250 by Alley Broussard vs. Ole Miss (11/20/04)
Had a player rush for 200 or more yards.....	250 by Alley Broussard vs. Ole Miss (11/20/04)
Had a player rush for 225 or more yards.....	250 by Alley Broussard vs. Ole Miss (11/20/04)
Had a player rush for 2 or more TDs.....	2 by Kenny Hilliard vs. Auburn (10/22/11)
Had a player rush for 3 or more TDs.....	3 by Stevan Ridley vs. Ole Miss (11/20/10)
Had a player rush for 4 or more TDs.....	5 by Kevin Faulk at Kentucky (11/1/97)
Had a player rush for 5 or more TDs.....	5 by Kevin Faulk at Kentucky (11/1/97)

Passing

Had a player pass for 200 or more yards.....	208 by Jordan Jefferson vs. Arkansas (11/25/11)
Had a player pass for 225 or more yards.....	254 by Jordan Jefferson vs. Ole Miss (11/20/10)
Had a player pass for 250 or more yards.....	254 by Jordan Jefferson vs. Ole Miss (11/20/10)
Had a player pass for 275 or more yards.....	287 by Jarrett Lee vs. Georgia (10/25/08)
Had a player pass for 300 or more yards.....	353 by Matt Flynn at Alabama (11/3/07)
Had a player pass for 325 or more yards.....	353 by Matt Flynn at Alabama (11/3/07)
Had a player pass for 350 or more yards.....	353 by Matt Flynn at Alabama (11/3/07)
Had a player pass for 375 or more yards.....	528 by Rohan Davey at Alabama (11/3/01)
Had a player pass for 400 or more yards.....	528 by Rohan Davey at Alabama (11/3/01)
Had a player pass for 425 or more yards.....	528 by Rohan Davey at Alabama (11/3/01)
Had a player pass for 450 or more yards.....	528 by Rohan Davey at Alabama (11/3/01)
Had a player pass for 500 or more yards.....	528 by Rohan Davey at Alabama (11/3/01)
Had a player pass for 2 or more TDs.....	2 by Jarrett Lee vs. Auburn (10/22/11)
Had a player pass for 3 or more TDs.....	3 by Jarrett Lee at Tennessee (10/15/11)
Had a player pass for 4 or more TDs.....	4 by Matt Mauck vs. Arkansas (11/28/03)
Had a player complete 20 passes.....	21 by Jarrett Lee at Mississippi State (9/15/11)
Had a player complete 25 passes.....	35 by Rohan Davey at Alabama (11/3/01)
Had a player complete 30 passes.....	35 by Rohan Davey at Alabama (11/3/01)
Had a player complete 35 passes.....	35 by Rohan Davey at Alabama (11/3/01)
Had a player throw 30 passes.....	37 by Jordan Jefferson at Ole Miss (11/21/09)
Had a player throw 35 passes.....	37 by Jordan Jefferson at Ole Miss (11/21/09)
Had a player throw 40 passes.....	47 by Matt Flynn vs. Arkansas (11/23/07)
Had a player throw 45 passes.....	47 by Matt Flynn vs. Arkansas (11/23/07)
Had a player throw 50 passes.....	58 by Josh Booty vs. Auburn (9/18/99)

Receiving

Had a player with 10 or more receptions in a game.....	12 by Michael Clayton at Alabama (11/15/03)
Had a player with 11 or more receptions in a game.....	12 by Michael Clayton at Alabama (11/15/03)
Had a player with 12 or more receptions in a game.....	12 by Michael Clayton at Alabama (11/15/03)
Had a player with 13 or more receptions in a game.....	19 by Josh Reed at Alabama (11/3/01)
Had a player with 14 or more receptions in a game.....	19 by Josh Reed at Alabama (11/3/01)
Had a player with 15 or more receptions in a game.....	19 by Josh Reed at Alabama (11/3/01)
Had a player receive 100 or more yards.....	134 by Rueben Randle vs. Arkansas (11/25/11)
Had a player receive 125 or more yards.....	134 by Rueben Randle vs. Arkansas (11/25/11)
Had a player receive 150 or more yards.....	201 by Devery Henderson at Kentucky (11/9/02)
Had a player receive 175 or more yards.....	201 by Devery Henderson at Kentucky (11/9/02)
Had a player receive 200 or more yards.....	201 by Devery Henderson at Kentucky (11/9/02)
Had a player receive 250 or more yards.....	293 by Josh Reed at Alabama (11/3/01)
Had a player receive 2 or more TDs.....	2 by Rueben Randle vs. Auburn (10/22/11)
Had a player receive 3 or more TDs.....	3 by Dwayne Bowe vs. Kentucky (10/14/06)

TURNOVERS

Opponent	Forced by LSU					Forced By Opponent			
	Fum	Int	Tot	Pts Off	Margin	Fum	Int	Tot	Pts Off
North Texas	1	1	2	0	1	0	1	1	0
Washington	0	1	1	7	0	1	0	1	3
Idaho	0	4	4	28	3	0	1	1	7
at Auburn									
Towson									
at Florida									
South Carolina									
at Texas A&M									
Alabama									
Mississippi State									
Ole Miss									
at Arkansas									
TOTALS	1	6	7	35	4	1	2	3	10

LSU BIG PLAYS

Opponent	Rushing				Passing				Special Teams	
	15+	20+	30+	40+	20+	30+	40+	50+	Block	Ret. TD
North Texas	4	3	3	1	3	2	0	0	0	1
Washington	4	1	0	0	5	1	0	0	0	0
Idaho	3	1	1	1	3	2	1	0	0	0
at Auburn										
Towson										
at Florida										
South Carolina										
at Texas A&M										
Alabama										
Mississippi State										
Ole Miss										
at Arkansas										
TOTALS	11	5	4	2	11	5	1	0	0	1

OPPONENT BIG PLAYS

OPPONENT	Rushing				Passing				Special Teams	
	15+	20+	30+	40+	20+	30+	40+	50+	Block	Ret. TD
North Texas	0	0	0	0	1	1	1	1	0	0
Washington	0	0	0	0	2	0	0	0	0	0
Idaho	1	0	0	0	1	0	0	0	0	0
at Auburn										
Towson										
at Florida										
South Carolina										
at Texas A&M										
Alabama										
Mississippi State										
Ole Miss										
at Arkansas										
TOTALS	1	0	0	0	4	1	1	1	0	0

LSU SCORING DRIVES

OPPONENT	No.	Plays	Yards	Time	For TD	Plays	Yards	Time
North Texas	6	6.5	69.3	3:50	4	5.5	70	2:13
Washington	7	8.4	58.3	3:35	5	7.8	56.8	3:21
Idaho	7	5.1	53.9	2:06	7	5.1	53.9	2:06
at Auburn								
Towson								
at Florida								
South Carolina								
at Texas A&M								
Alabama								
Mississippi State								
Ole Miss								
at Arkansas								
TOTALS	20	6.7	60.2	3:09	16	6.1	58.8	2:31

*Does not include overtime drives

FIELD POSITION

Opponent	LSU			
	No. of Drives	Avg. Start	Inside 20	Past 50
North Texas	12	Own 32	3	2
Washington	11	Own 32	2	2
Idaho	13	Own 42	1	4
at Auburn				
Towson				
at Florida				
South Carolina				
at Texas A&M				
Alabama				
Mississippi State				
Ole Miss				
at Arkansas				
TOTALS	36	Own 36	6	8

Opponent	Opponents			
	No. of Drives	Avg. Start	Inside 20	Past 50
North Texas	13	Own 22	3	0
Washington	12	Own 26	3	1
Idaho	16	Own 20	10	1
at Auburn				
Towson				
at Florida				
South Carolina				
at Texas A&M				
Alabama				
Mississippi State				
Ole Miss				
at Arkansas				
TOTALS	41	Own 21	16	2

DRIVE STATISTICS

Opponent	No.	LSU					
		3 & Out	Pct.	Score	Pct.	TD	Pct.
North Texas	12	2	16.7	6	50.0	4	33.3
Washington	11	2	16.7	7	58.3	5	41.7
Idaho	13	2	15.3	7	53.8	7	53.8
at Auburn							
Towson							
at Florida							
South Carolina							
at Texas A&M							
Alabama							
Mississippi State							
Ole Miss							
at Arkansas							
TOTALS	36	6	16.7	20	55.6	16	44.4

Opponent	No.	Opponents					
		3 & Out	Pct.	Score	Pct.	TD	Pct.
North Texas	13	8	61.5	2	15.4	2	15.4
Washington	12	4	33.3	1	8.3	0	0
Idaho	16	5	31.3	2	12.5	2	12.5
at Auburn							
Towson							
at Florida							
South Carolina							
at Texas A&M							
Alabama							
Mississippi State							
Ole Miss							
at Arkansas							
TOTALS	41	17	41.5	5	12.2	4	9.8

IN THE RED ZONE

Opponent	LSU					
	Inside 20		Run/Pass	TD Pct.	FG	Score Pct.
	20	TD	Pass	TD Pct.	FG	Pct.
North Texas	5	2	2/0	40.0	1	60.0
Washington	5	3	3/0	60.0	2	100
Idaho	7	6	4/2	85.7	0	85.7
at Auburn						
Towson						
at Florida						
South Carolina						
at Texas A&M						
Alabama						
Mississippi State						
Ole Miss						
at Arkansas						
TOTALS	17	11	9/2	64.7	3	82.3

Opponent	Opponents					
	Inside 20		Run/Pass	TD Pct.	FG	Score Pct.
	20	TD	Pass	TD Pct.	FG	Pct.
North Texas	1	1	0/1	100	0	100
Washington	1	0	0/0	0	1	100
Idaho	1	1	0/1	100	0	100
at Auburn						
Towson						
at Florida						
South Carolina						
at Texas A&M						
Alabama						
Mississippi State						
Ole Miss						
at Arkansas						
TOTALS	3	2	0/2	66.7	1	100

3RD DOWN AND ...

Yards	LSU											Total	
	UNT	UW	UI	AU	TOW	UF	SC	A&M	UA	MSU	UM		Ark.
1-3	7/8	4/6	2/2										13/16
4-6	0/1	1/1	1/4										2/6
7-9	0/1	1/1	1/2										2/3
10-14	0/3	1/3	0/1										1/4
15+	0/1	0/1	0/1										0/3
4+	0/6	3/7	2/8										5/21
7+	0/5	2/5	1/4										3/14
10+	0/4	1/4	0/2										1/10
TOT	7/14	7/12	4/10										18/36

Yards	Opponents											Total	
	UNT	UW	UI	AU	TOW	UF	SC	A&M	UA	MSU	UM		Ark.
1-3	3/3	1/2	1/1										5/6
4-6	0/3	1/3	0/2										1/8
7-9	0/3	1/7	2/6										3/16
10-14	1/3	0/3	0/3										1/9
15+	1/3	1/1	0/2										2/6
4+	2/12	3/14	2/13										7/39
7+	2/9	2/11	2/11										6/31
10+	2/6	1/4	0/5										3/15
TOT	5/15	4/16	3/14										12/45

DRIVE SUPERLATIVES

Longest Drive

No. of Plays	LSU 16 (74 yds, 8:17) vs. North Texas; results in FG
By No. of Yards	87 (9p, 2:58) vs. Idaho; results in TD
By Time of Possession	8:17 (16p, 74 yds) vs. North Texas; results in FG

Opponents

13 by North Texas (66 yds, 7:16); results in TD
81 by Idaho (7p, 3:27); results in TD
7:16 by North Texas (13p, 66 yards); results in TD

Shortest Drive

By No. of Plays	LSU 1 (71 yds, 0:14) vs. Idaho; results in TD
By No. of Yards	4 (3p, 1:36) vs. Idaho; results in Punt
By Time of Possession	0:14 (1p, 71 yds) vs. Idaho; results in TD

Opponents

2 (-1 yd, 0:40) last by North Texas; results in Fumble
0 (3p, 0:54) last by North Texas; results in Punt
0:25 (3p, 80 yds) by North Texas; results in TD

LSU DRIVE CHARTS

North Texas

Qtr.	Time	Start	PI-Yds	TOP	Result
1st	13:49	LSU 34	4-66	1:19	TOUCHDOWN
1st	10:13	LSU 15	5-31	1:49	Punt
1st	5:32	LSU 29	3-(1)	1:45	Punt
1st	0:42	LSU 20	4-11	0:59	Punt
1st	1:43	LSU 32	5-68	1:47	TOUCHDOWN
2nd	10:40	LSU 11	11-62	4:14	FIELD GOAL
2nd	4:56	UNT 29	7-12	2:36	Missed FG
2nd	1:49	LSU 26	6-67	0:46	Interception
3rd	15:00	LSU 25	3-5	1:34	Punt
3rd	10:27	LSU 13	16-74	8:17	FIELD GOAL
3rd	0:29	LSU 29	4-71	0:38	TOUCHDOWN
4th	7:28	LSU 25	9-75	5:08	TOUCHDOWN
4th	1:40	UNT 24	2-(6)	1:40	End of Half

Washington

Qtr.	Time	Start	PI-Yds	TOP	Result
1st	15:00	LSU 20	0-0	0:06	Fumble
1st	13:56	LSU 34	3-0	1:06	Punt
1st	11:57	WASH 38	2-38	0:39	TOUCHDOWN
1st	10:25	LSU 23	6-32	3:15	Punt
1st	4:43	WASH 47	7-47	2:32	TOUCHDOWN
1st	0:21	LSU 30	10-69	5:19	FIELD GOAL
2nd	8:08	LSU 30	10-55	3:05	FIELD GOAL
2nd	1:00	LSU 18	2-(5)	1:00	End of Half
3rd	13:18	LSU 39	7-61	2:43	TOUCHDOWN
3rd	7:27	LSU 27	10-73	4:36	TOUCHDOWN
4th	14:48	LSU 35	13-65	6:44	TOUCHDOWN
4th	4:30	LSU 17	3-7	2:27	Punt

Idaho

Qtr.	Time	Start	PI-Yds	TOP	Result
1st	11:45	LSU 46	4-54	1:59	TOUCHDOWN
1st	9:02	IDAHO 30	6-30	2:33	TOUCHDOWN
1st	4:41	LSU 32	3-4	1:07	Punt
1st	1:05	IDAHO 32	5-24	1:25	Interception
2nd	13:38	LSU 36	5-26	3:40	Punt
2nd	5:25	LSU 42	5-(3)	2:07	Punt
2nd	1:33	IDAHO 39	3-39	0:56	TOUCHDOWN
3rd	14:52	LSU 32	5-15	2:28	Punt
3rd	8:43	LSU 29	1-71	0:14	TOUCHDOWN
3rd	2:58	LSU 13	9-87	2:58	TOUCHDOWN
4th	14:09	LSU 22	10-78	4:01	TOUCHDOWN
4th	9:07	LSU 33	3-4	1:36	Punt
4th	5:58	IDAHO 18	3-18	1:23	TOUCHDOWN

OPPONENT DRIVE CHARTS

North Texas

Qtr.	Time	Start	PI-Yds	TOP	Result
1st	15:00	UNT 25	3-(2)	1:11	Punt
1st	12:30	UNT 25	3-3	2:17	Punt
1st	8:24	UNT 16	3-8	1:58	Punt
1st	6:26	UNT 25	3-0	0:54	Punt
1st	3:47	UNT 21	3-8	2:04	Punt
2nd	14:50	UNT 20	10-36	4:10	Punt
2nd	6:19	UNT 18	3-2	1:23	Interception
2nd	2:20	UNT 20	3-80	0:25	TOUCHDOWN
2nd	1:03	UNT 01	2-2	1:03	End of Half
3rd	13:26	UNT 36	5-19	2:59	Punt
3rd	2:05	UNT 22	3-3	1:36	Punt
4th	14:44	UNT 34	13-66	7:16	TOUCHDOWN
4th	2:20	UNT 25	2-(1)	0:40	Fumble

Washington

Qtr.	Time	Start	PI-Yds	TOP	Result
1st	14:54	LSU 20	4-4	0:51	FIELD GOAL
1st	12:50	WASH 4	3-2	0:53	Punt
1st	11:18	WASH 25	3-0	0:53	Punt
1st	7:10	WASH 20	5-9	2:27	Punt
1st	2:04	WASH 30	3-(2)	1:43	Punt
2nd	9:56	WASH 17	6-16	1:48	Punt
2nd	5:03	WASH 25	9-29	4:03	Punt
3rd	15:00	WASH 25	3-(8)	1:42	Punt
3rd	10:35	WASH 25	7-45	3:08	Interception
3rd	2:51	WASH 25	8-40	3:03	Downs
4th	7:56	WASH 27	6-19	3:26	Punt
4th	2:03	WASH 11	4-13	2:03	End of Half

Idaho

Qtr.	Time	Start	PI-Yds	TOP	Result
1st	15:00	IDAHO 25	7-29	3:15	Downs
1st	9:46	IDAHO 25	2-2	0:44	Interception
1st	6:22	IDAHO 13	3-0	1:41	Punt
1st	3:34	IDAHO 9	3-(2)	2:29	Punt
2nd	14:40	LSU 5	2-5	0:53	TOUCHDOWN
2nd	9:58	IDAHO 20	2-3	0:53	Interception
2nd	9:01	IDAHO 19	7-81	3:27	TOUCHDOWN
2nd	3:18	IDAHO 12	3-(10)	1:45	Punt
2nd	0:30	IDAHO 8	1-(1)	0:30	End of Half
3rd	12:24	IDAHO 6	4-18	1:26	Interception
3rd	10:52	IDAHO 16	3-9	2:09	Punt
3rd	8:23	IDAHO 13	9-33	5:25	Punt
4th	15:00	IDAHO 25	3-3	0:51	Punt
4th	10:08	IDAHO 25	3-1	1:01	Punt
4th	7:31	IDAHO 12	3-2	1:33	Interception
4th	4:27	IDAHO 6	7-31	4:27	End of Half

LSU SUPERLATIVES

Highs

Points Scored	63 vs. Idaho (9/15)
Total Yards	508 vs. North Texas (9/1)
Rushing Yards	316 vs. North Texas (9/1)
Rushing Attempts	52 vs. Washington (9/8)
Rushing TDs	5 vs. Idaho (9/15)
Passing Yards	222 vs. Idaho (9/15)
Passes Completed	19 vs. North Texas (9/1)
Passes Attempted	26 vs. North Texas (9/1)
Passing TDs	2 vs. Idaho (9/15)
Passes Intercepted	1 (several) last vs. Idaho (9/15)
First Downs	26 vs. North Texas (9/1)
Penalties	10 vs. North Texas (9/1)
Penalty Yards	58 vs. Idaho (9/15)
Sacks	4 vs. Washington (9/8)

Lows

Points Scored	41 (several) last vs. Washington (9/8)
Total Yards	437 vs. Washington (9/8)
Rushing Yards	242 vs. Washington (9/8)
Rushing Attempts	39 vs. Idaho (9/15)
Rushing TDs	3 vs. North Texas (9/1)
Passing Yards	192 vs. North Texas (9/1)
Passes Completed	12 vs. Washington (9/8)
Passes Attempted	19 vs. Washington (9/8)
Passing TDs	1 (several) last vs. Washington (9/8)
Passes Intercepted	0 vs. Washington (9/8)
First Downs	21 vs. Idaho (9/15)
Penalties	5 vs. Washington (9/8)
Penalty Yards	43 vs. Washington (9/8)
Sacks	0 (several) last vs. Idaho (9/15)

Individual

All-Purpose Yds	141 by Kenny Hilliard vs. North Texas (9/1)
Rushing Yards	141 by Kenny Hilliard vs. North Texas (9/1)
Rushing Carries	16 by Alfred Blue vs. North Texas (9/1)
Rushing TDs	2 by Kenny Hilliard (several) & Jeremy Hill vs. Idaho (9/15)
Longest Rush	71 by Kenny Hilliard vs. Idaho (9/15)
Passing Yards	222 by Zach Mettenberger vs. Idaho (9/15)
Pass Completions	19 by Zach Mettenberger vs. North Texas (9/1)
Passing Attempts	26 by Zach Mettenberger vs. North Texas (9/1)
Passes Intercepted	1 by Zach Mettenberger (several) last vs. Idaho (9/15)
Passing TDs	2 by Zach Mettenberger vs. Idaho (9/15)
Longest Pass	46 by Zach Mettenberger vs. Idaho (9/15)
Receiving Yards	82 by Jarvis Landry vs. North Texas (9/1)
Receptions	8 by Jarvis Landry vs. North Texas (9/1)
Receiving TDs	1 by K. Boone (several) & Jarvis Landry vs. Idaho (9/15)
Longest Reception	46 by Odell Beckham Jr. vs. Idaho (9/15)
FG's Made	2 by Drew Alleman (several) last vs. Washington (9/8)
FG's Attempted	3 by Drew Alleman vs. North Texas (9/1)
Longest FG Made	44 yd by Drew Alleman vs. North Texas (9/1)
PAT's	9 by Drew Alleman vs. Idaho (9/15)
Punts	5 by Brad Wing vs. Idaho (9/15)
Punts Average	54.3 by Brad Wing vs. Washington (9/8)
Longest Punt	62 by Brad Wing vs. Washington (9/8)
Punt Return Yds	75 by Odell Beckham Jr. vs. North Texas (9/1)
Longest Punt Ret.	70 by Odell Beckham Jr. vs. North Texas (9/1)
KO Return Yards	99 by Michael Ford vs. Idaho (9/15)
Longest KO Ret.	42 by Michael Ford vs. Idaho (9/15)
Total Tackles	9 by Kevin Minnter vs. Washington (9/8)
Tackles for Loss	1.5 (several) last by Kevin Minter vs. Idaho (9/15)
Sacks	1 by several vs. Washington (9/8)
Interceptions	2 by Ronald Martin vs. Idaho (9/15)
Int. Return Yards	45 by Ronald Martin vs. Idaho (9/15)

OPPONENT SUPERLATIVES

Highs

Points Scored	14 (several) last by Idaho (9/15)
Total Yards	219 by North Texas (9/1)
Rushing Yards	76 by North Texas (9/1)
Rushing Attempts	35 by North Texas (9/1)
Rushing TDs	0 (several) last by Idaho (9/15)
Passing Yards	174 by Idaho (9/15)
Passes Completed	23 by Idaho (9/15)
Passes Attempted	36 (several) last by Idaho (9/15)
Passing TDs	2 (several) last by Idaho (9/15)
Passes Intercepted	4 by Idaho (9/15)
First Downs	14 by Idaho (9/15)
Penalties	11 by Washington (9/8)
Penalty Yards	74 by Washington (9/8)
Sacks	3 by Idaho (9/15)

Lows

Points Scored	3 by Washington (9/8)
Total Yards	183 by Washington (9/8)
Rushing Yards	26 by Washington (9/8)
Rushing Attempts	24 by Washington (9/8)
Rushing TDs	0 (several) last by Washington (9/8)
Passing Yards	143 by North Texas (9/1)
Passes Completed	8 by North Texas (9/1)
Passes Attempted	21 by North Texas (9/1)
Passing TDs	0 by Washington (9/8)
Passes Intercepted	1 (several) last by Idaho (9/15)
First Downs	9 by North Texas (9/1)
Penalties	5 by North Texas (9/1)
Penalty Yards	46 by North Texas (9/1)
Sacks	0 by Washington (9/8)

Individual

All-Purpose Yds	184 by Brelan Chancellor for North Texas (9/1)
Rushing Yards	40 by Brandin Byrd for North Texas (9/1)
Rushing Carries	14 by Brandin Byrd for North Texas (9/1)
Rushing TDs	0
Longest Rush	21 by Ryan Bass for Idaho (9/15)
Passing Yards	174 by Dominique Blackman for Idaho (9/15)
Pass Completions	23 by Dominique Blackman for Idaho (9/15)
Passing Attempts	37 by Keith Price for Washington (9/8)
Passes Intercepted	4 by Dominique Blackman for Idaho (9/15)
Passing TDs	2 (several) last by Dominique Blackman for Idaho (9/15)
Longest Pass	80 by Derek Thompson for North Texas (9/1)
Receiving Yards	114 by Brelan Chancellor for North Texas (9/1)
Receptions	6 by Austin Seferian-Jenkins for Washington (9/8)
Receiving TDs	2 by Brelan Chancellor for North Texas (9/1)
Longest Reception	80 by Brelan Chancellor for North Texas (9/1)
FG's Made	1 by Travis Coons for Washington (9/8)
FG's Attempted	1 by Travis Coons for Washington (9/8)
Longest FG Made	34 yd by Travis Coons for Washington (9/8)
PAT's	2 (several) last by Trey Farquhar for Idaho (9/15)
Punts	8 (several) last by Corey Durkee for Washington (9/8)
Punts Average	45.1 by Bobby Cowan for Idaho (9/15)
Longest Punt	53 by Corey Durkee for Washington (9/8)
Punt Return Yds	1 yd by Cody Bruns for Washington (9/8)
Longest Punt Ret.	1 yd by Cody Bruns for Washington (9/8)
KO Return Yards	74 by Brelan Chancellor for North Texas (9/1)
Longest KO Ret.	30 by Jaydon Mickens for Washington (9/8)
Total Tackles	12 (several) last by Aaron Grymes for Idaho (9/15)
Tackles for Loss	2.0 by Benson Mayowa for Idaho (9/15)
Sacks	2.0 by Benson Mayowa for Idaho (9/15)
Interceptions	1 (several) last by Gary Walker for Idaho (9/15)
Int. Return Yards	94 by Gary Walker for Idaho (9/15)

2012 LSU Football
LSU Game Results (as of Sep 16, 2012)
All games

Date	Opponent		Score	Overall	Conference	Time	Attend
Sep 01, 2012	NORTH TEXAS	W	41-14	1-0	0-0	3:30	92059
Sep 08, 2012	WASHINGTON	W	41-3	2-0	0-0	3:22	92804
Sep 15, 2012	IDAHO	W	63-14	3-0	0-0	3:13	92177

2012 LSU Football
LSU Overall Team Statistics (as of Sep 16, 2012)
All games

Team Statistics	LS	OPP
SCORING	145	31
Points Per Game	48.3	10.3
FIRST DOWNS	71	35
Rushing	39	11
Passing	27	17
Penalty	5	7
RUSHING YARDAGE	808	141
Yards gained rushing	869	220
Yards lost rushing	61	79
Rushing Attempts	137	85
Average Per Rush	5.9	1.7
Average Per Game	269.3	47.0
TDs Rushing	12	0
PASSING YARDAGE	609	474
Comp-Att-Int	48-68-2	48-93-6
Average Per Pass	9.0	5.1
Average Per Catch	12.7	9.9
Average Per Game	203.0	158.0
TDs Passing	4	4
TOTAL OFFENSE	1417	615
Total Plays	205	178
Average Per Play	6.9	3.5
Average Per Game	472.3	205.0
KICK RETURNS: #-Yards	6-179	13-212
PUNT RETURNS: #-Yards	11-117	3--4
INT RETURNS: #-Yards	6-86	2-94
KICK RETURN AVERAGE	29.8	16.3
PUNT RETURN AVERAGE	10.6	-1.3
INT RETURN AVERAGE	14.3	47.0
FUMBLES-LOST	4-1	2-1
PENALTIES-Yards	23-156	25-169
Average Per Game	52.0	56.3
PUNTS-Yards	11-512	23-944
Average Per Punt	46.5	41.0
Net punt average	43.3	36.0
TIME OF POSSESSION/Game	30:44	29:16
3RD-DOWN Conversions	18/36	12/45
3rd-Down Pct	50%	27%
4TH-DOWN Conversions	0/0	1/4
4th-Down Pct	0%	25%
SACKS BY-Yards	4-28	5-37
MISC YARDS	0	0
TOUCHDOWNS SCORED	19	4
FIELD GOALS-ATTEMPTS	4-5	1-1
ON-SIDE KICKS	0-0	0-0
RED-ZONE SCORES	(14-17) 82%	(3-3) 100%
RED-ZONE TOUCHDOWNS	(11-17) 65%	(2-3) 67%
PAT-ATTEMPTS	(19-19) 100%	(4-4) 100%
ATTENDANCE	277040	0
Games/Avg Per Game	3/92347	0/0
Neutral Site Games		0/0

Score by Quarters	1st	2nd	3rd	4th	OT	Total
LSU	42	30	38	35	0	145
Opponents	3	21	0	7	0	31

2012 LSU Football
LSU Overall Individual Statistics (as of Sep 16, 2012)
All games

<u>Rushing</u>	<u>gp-gs</u>	<u>att</u>	<u>gain</u>	<u>loss</u>	<u>net</u>	<u>avg</u>	<u>td</u>	<u>lg</u>	<u>avg/g</u>
Kenny Hilliard	3-0	37	305	2	303	8.2	6	71	101.0
Alfred Blue	3-3	40	275	5	270	6.8	2	37	90.0
Michael Ford	3-0	19	107	0	107	5.6	0	12	35.7
Jeremy Hill	1-0	10	61	0	61	6.1	2	16	61.0
Spencer Ware	2-0	8	41	3	38	4.8	0	9	19.0
J.C. Copeland	3-3	6	35	0	35	5.8	2	16	11.7
Russell Shepard	3-1	4	24	5	19	4.8	0	18	6.3
Connor Neighbors	3-0	1	5	0	5	5.0	0	5	1.7
Stephen Rivers	3-0	1	2	0	2	2.0	0	2	0.7
TEAM	2-0	3	0	8	-8	-2.7	0	0	-4.0
Zach Mettenberger	3-3	8	14	38	-24	-3.0	0	7	-8.0
Total	3	137	869	61	808	5.9	12	71	269.3
Opponents	3	85	220	79	141	1.7	0	21	47.0

<u>Passing</u>	<u>gp-gs</u>	<u>effic</u>	<u>comp-att-int</u>	<u>pct</u>	<u>yds</u>	<u>td</u>	<u>lg</u>	<u>avg/g</u>
Zach Mettenberger	3-3	164.18	48-66-2	72.7	609	4	46	203.0
Spencer Ware	2-0	0.00	0-1-0	0.0	0	0	0	0.0
Stephen Rivers	3-0	0.00	0-1-0	0.0	0	0	0	0.0
Total	3	159.35	48-68-2	70.6	609	4	46	203.0
Opponents	3	95.72	48-93-6	51.6	474	4	80	158.0

<u>Receiving</u>	<u>gp-gs</u>	<u>no.</u>	<u>yds</u>	<u>avg</u>	<u>td</u>	<u>lg</u>	<u>avg/g</u>
Jarvis Landry	3-0	14	137	9.8	1	33	45.7
Odell Beckham, Jr.	3-3	9	143	15.9	0	46	47.7
James Wright	2-2	7	90	12.9	0	23	45.0
Alfred Blue	3-3	7	45	6.4	0	14	15.0
Kadron Boone	3-0	4	95	23.8	3	34	31.7
Russell Shepard	3-1	4	79	19.8	0	33	26.3
Spencer Ware	2-0	1	9	9.0	0	9	4.5
Terrence Magee	3-0	1	7	7.0	0	7	2.3
Chase Clement	3-3	1	4	4.0	0	4	1.3
Total	3	48	609	12.7	4	46	203.0
Opponents	3	48	474	9.9	4	80	158.0

<u>Punt Returns</u>	<u>no.</u>	<u>yds</u>	<u>avg</u>	<u>td</u>	<u>lg</u>
Odell Beckham, Jr.	10	110	11.0	1	70
Jarvis Landry	1	7	7.0	0	7
Total	11	117	10.6	1	70
Opponents	3	-4	-1.3	0	1

<u>Interceptions</u>	<u>no.</u>	<u>yds</u>	<u>avg</u>	<u>td</u>	<u>lg</u>
Jalen Mills	2	18	9.0	0	14
Ronald Martin	2	45	22.5	1	45
Lavar Edwards	1	23	23.0	1	23
Eric Reid	1	0	0.0	0	0
Total	6	86	14.3	2	45
Opponents	2	94	47.0	0	94

<u>Kick Returns</u>	<u>no.</u>	<u>yds</u>	<u>avg</u>	<u>td</u>	<u>lg</u>
Michael Ford	3	99	33.0	0	42
Odell Beckham, Jr.	3	80	26.7	0	34
Total	6	179	29.8	0	42
Opponents	13	212	16.3	0	30

<u>Fumble Returns</u>	<u>no.</u>	<u>yds</u>	<u>avg</u>	<u>td</u>	<u>lg</u>
Total	0	0	0.0	0	0
Opponents	0	0	0.0	0	0

2012 LSU Football
LSU Overall Individual Statistics (as of Sep 16, 2012)
All games

Scoring	td	fg	PAT				dpx	saf	pts
			kick	rush	rcv	pass			
Kenny Hilliard	6	-	-	-	-	-	-	-	36
Drew Alleman	-	4-5	19-19	-	-	-	-	-	31
Kadron Boone	3	-	-	-	-	-	-	-	18
J.C. Copeland	2	-	-	-	-	-	-	-	12
Jeremy Hill	2	-	-	-	-	-	-	-	12
Alfred Blue	2	-	-	-	-	-	-	-	12
Lavar Edwards	1	-	-	-	-	-	-	-	6
Odell Beckham, Jr.	1	-	-	-	-	-	-	-	6
Ronald Martin	1	-	-	-	-	-	-	-	6
Jarvis Landry	1	-	-	-	-	-	-	-	6
Total	19	4-5	19-19	-	-	-	-	-	145
Opponents	4	1-1	4-4	-	-	-	-	-	31

Total Offense	g	plays	rush	pass	total	avg/g
Zach Mettenberger	3	74	-24	609	585	195.0
Kenny Hilliard	3	37	303	0	303	101.0
Alfred Blue	3	40	270	0	270	90.0
Michael Ford	3	19	107	0	107	35.7
Jeremy Hill	1	10	61	0	61	61.0
Spencer Ware	2	9	38	0	38	19.0
J.C. Copeland	3	6	35	0	35	11.7
Russell Shepard	3	4	19	0	19	6.3
Connor Neighbors	3	1	5	0	5	1.7
Stephen Rivers	3	2	2	0	2	0.7
TEAM	2	3	-8	0	-8	-4.0
Total	3	205	808	609	1417	472.3
Opponents	3	178	141	474	615	205.0

Field Goals	fg	pct.	01-19	20-29	30-39	40-49	50-99	lg	blk
Drew Alleman	4-5	80.0	1-1	0-0	2-3	1-1	0-0	44	0

FG Sequence	LSU	Opponents
North Texas	(44),34,(30)	-
Washington	(18),(32)	(34)
Idaho	-	-

Numbers in (parentheses) indicate field goal was made.

Punting	no.	yds	avg	lg	tb	fc	i20	50+	blk
Brad Wing	8	389	48.6	62	2	1	4	3	0
Jamie Keehn	3	123	41.0	51	0	1	1	1	0
Total	11	512	46.5	62	2	2	5	4	0
Opponents	23	944	41.0	53	0	7	5	3	0

Kickoffs	no.	yds	avg	tb	ob	retn	net	ydln
James Hairston	26	1651	63.5	13	0			
Total	26	1651	63.5	13	0	16.3	45.3	19
Opponents	8	509	63.6	2	0	29.8	36.2	28

2012 LSU Football
LSU Overall Individual Statistics (as of Sep 16, 2012)
All games

<u>All Purpose</u>	<u>g</u>	<u>rush</u>	<u>rcv</u>	<u>pr</u>	<u>kr</u>	<u>ir</u>	<u>total</u>	<u>avg/g</u>
Odell Beckham,	3	0	143	110	80	0	333	111.0
Alfred Blue	3	270	45	0	0	0	315	105.0
Kenny Hilliard	3	303	0	0	0	0	303	101.0
Michael Ford	3	107	0	0	99	0	206	68.7
Jarvis Landry	3	0	137	7	0	0	144	48.0
Russell Shepard	3	19	79	0	0	0	98	32.7
Kadron Boone	3	0	95	0	0	0	95	31.7
James Wright	2	0	90	0	0	0	90	45.0
Jeremy Hill	1	61	0	0	0	0	61	61.0
Spencer Ware	2	38	9	0	0	0	47	23.5
Ronald Martin	3	0	0	0	0	45	45	15.0
J.C. Copeland	3	35	0	0	0	0	35	11.7
Lavar Edwards	3	0	0	0	0	23	23	7.7
Jalen Mills	3	0	0	0	0	18	18	6.0
Terrence Magee	3	0	7	0	0	0	7	2.3
Connor Neighbo	3	5	0	0	0	0	5	1.7
Chase Clement	3	0	4	0	0	0	4	1.3
Stephen Rivers	3	2	0	0	0	0	2	0.7
TEAM	2	-8	0	0	0	0	-8	-4.0
Zach Mettenber	3	-24	0	0	0	0	-24	-8.0
Total	3	808	609	117	179	86	1799	599.7
Opponents	3	141	474	-4	212	94	917	305.7

2012 LSU Football
 LSU Overall Defensive Statistics (as of Sep 16, 2012)
 All games

##	Defensive Leaders	gp-gs	Tackles				tfl/yds	Sacks no-yds	Pass defense			Fumbles		blkd	
			ua	a	tot				int-yds	brup	qbh	rcv-yds	ff	kick	saf
46	Kevin Minter	3-3	7	14	21	3.0-6	.	.	3
57	Lamin Barrow	3-3	7	11	18
28	Jalen Mills	3-3	12	5	17	.	.	2-18	1
1	Eric Reid	3-3	6	7	13	.	.	1-0	3
90	Anthony Johnson	3-1	4	7	11	2.5-4	.	.	1	1
18	Bennie Logan	3-3	4	7	11	1.5-2	.	.	1	1
24	Tharold Simon	3-3	5	3	8	.	.	.	1
49	Barkevious Mingo	3-2	4	4	8	1.0-4	.	.	1	2
52	Luke Muncie	3-3	3	4	7	1.0-2
99	Sam Montgomery	3-2	2	5	7	2.5-6	1.0-3	.	.	3
6	Craig Loston	2-2	2	5	7
26	Ronald Martin	3-1	5	2	7	1.0-1	.	2-45
34	Micah Eugene	3-0	5	1	6	1.0-8	1.0-8	.	1
45	Deion Jones	3-0	2	4	6	1.0-7	.	.	.	1
25	Kwon Alexander	3-0	3	2	5	1	1-0
77	Josh Downs	3-2	.	5	5
94	Danielle Hunter	3-0	1	3	4
87	Chancey Aghayere	3-0	2	2	4	1.0-11	1.0-11	.	1
32	Jalen Collins	3-0	1	2	3	.	.	.	2
9	Ego Ferguson	3-0	1	2	3	0.5-1
23	Lamar Louis	1-0	.	3	3
59	Jermauria Rasco	3-0	1	2	3	1.5-2	1	.	.	.
89	Lavar Edwards	3-2	2	1	3	2.5-15	1.0-6	1-23	.	1
12	Corey Thompson	3-0	2	1	3
80	Jarvis Landry	3-0	1	1	2
48	Seth Fruge	3-0	1	1	2
22	Ronnie Feist	3-0	.	2	2
39	Jerqwinick Sandolph	3-0	1	1	2
96	Mickey Johnson	1-0	.	1	1
95	Quentin Thomas	2-0	.	1	1
38	Brad Wing	2-0	1	.	1
82	James Wright	2-2	1	.	1
86	Kadron Boone	3-0	.	1	1
42	Michael Ford	3-0	.	1	1
3J	James Hairston	3-0	1	.	1
3	Odell Beckham, Jr.	3-3	.	1	1
Total		3	87	112	199	20-69	4-28	6-86	15	10	1-0	1	.	.	.
Opponents		3	105	148	253	12-55	5-37	2-94	5	1	1-0	2	.	.	.

2012 LSU Football
LSU Team Game-by-Game (as of Sep 16, 2012)
All games

TEAM STATISTICS

Date	Opponent	Rushing				Receiving				Passing				Kick Returns				Punt Returns				tot off
		no.	yds	td	lg	no.	yds	td	lg	cmp-att-int	yds	td	lg	no.	yds	td	lg	no.	yds	td	lg	
Sep 01	NORTH TEXAS	46	316	3	60	19	192	1	34	19-26-1	192	1	34	1	26	0	26	4	75	1	70	508
Sep 08	WASHINGTON	52	242	4	21	12	195	1	32	12-19-0	195	1	32	2	54	0	34	3	11	0	7	437
Sep 15	IDAHO	39	250	5	71	17	222	2	46	17-23-1	222	2	46	3	99	0	42	4	31	0	11	472
Opponents		137	808	12	71	48	609	4	46	48-68-2	609	4	46	6	179	0	42	11	117	1	70	1417
Opponents		85	141	0	21	48	474	4	80	48-93-6	474	4	80	13	212	0	30	3	-4	0	1	615

Games played: 3
 Avg per rush: 5.9
 Avg per catch: 12.7
 Pass efficiency: 159.35
 Kick ret avg: 29.8
 Punt ret avg: 10.6
 All purpose avg/game: 599.7
 Total offense avg/gm: 472.3

Date	Opponent	Tackles				Sacks no-yds	Fumble		Pass Defense			Blkd kick	PAT Attempts				saf	pts
		ua	a	total	tfl-yds		ff	fr-yds	int-yds	qbh	brup		kick	rush	rcv			
Sep 01	NORTH TEXAS	21	46	67	6.0-23	0.0-0	1	1-0	1-0	3	4	0	5-5	0	0	0	0	41
Sep 08	WASHINGTON	31	28	59	8.0-35	4.0-28	0	0-0	1-4	7	7	0	5-5	0	0	0	0	41
Sep 15	IDAHO	35	38	73	6.0-11	0.0-0	0	0-0	4-82	0	4	0	9-9	0	0	0	0	63
Opponents		87	112	199	20.0-69	4.0-28	1	1-0	6-86	10	15	0	19-19	0	0	0	0	145
Opponents		105	148	253	12.0-55	5.0-37	2	1-0	2-94	1	5	0	4-4	0	0	0	0	31

Date	Opponent	Punting									Field Goals			Kickoffs				
		no.	yds	avg	long	blkd	tb	fc	50+	i20	md-att	long	blkd	no.	yds	avg	tb	ob
Sep 01	NORTH TEXAS	3	123	41.0	51	0	0	1	1	1	2-3	44	0	8	500	62.5	4	0
Sep 08	WASHINGTON	3	163	54.3	62	0	1	0	2	1	2-2	32	0	8	509	63.6	5	0
Sep 15	IDAHO	5	226	45.2	51	0	1	1	1	3	0-0	0	0	10	642	64.2	4	0
Opponents		11	512	46.5	62	0	2	2	4	5	4-5	44	0	26	1651	63.5	13	0
Opponents		23	944	41.0	53	0	0	7	3	5	1-1	34	0	8	509	63.6	2	0

2012 LSU Football
LSU Opponent Game-by-Game (as of Sep 16, 2012)
All games

OPPONENT STATISTICS

Date	Opponent	Rushing				Receiving				Passing				Kick Returns				Punt Returns				tot off		
		no.	yds	td	lg	no.	yds	td	lg	cmp	att	int	yds	td	lg	no.	yds	td	lg	no.	yds		td	lg
Sep 01	NORTH TEXAS	35	76	0	12	8	143	2	80	8	21	1	143	2	80	4	74	0	26	0	0	0	0	219
Sep 08	WASHINGTON	24	26	0	9	17	157	0	22	17	36	1	157	0	22	3	63	0	30	1	1	0	1	183
Sep 15	IDAHO	26	39	0	21	23	174	2	22	23	36	4	174	2	22	6	75	0	16	2	-5	0	0	213
LSU		85	141	0	21	48	474	4	80	48	93	6	474	4	80	13	212	0	30	3	-4	0	1	615
LSU		137	808	12	71	48	609	4	46	48	68	2	609	4	46	6	179	0	42	11	117	1	70	1417

Games played: 3
 Avg per rush: 1.7
 Avg per catch: 9.9
 Pass efficiency: 95.72
 Kick ret avg: 16.3
 Punt ret avg: -1.3
 All purpose avg/game: 305.7
 Total offense avg/gm: 205.0

Date	Opponent	Tackles				Sacks no-yds	Fumble		Pass Defense			Blkd kick	PAT Attempts				saf	pts
		ua	a	total	tfl-yds		ff	fr-yds	int-yds	qbh	brup		kick	rush	rcv			
Sep 01	NORTH TEXAS	34	52	86	5.0-33	2.0-25	0	0-0	1	0	0	0	2	0	0	0	0	14
Sep 08	WASHINGTON	33	58	91	1.0-3	0.0-0	1	1-0	0	0	3	0	0	0	0	0	3	
Sep 15	IDAHO	38	38	76	6.0-19	3.0-12	1	0-0	1	94	0	2	0	2	0	0	14	
LSU		105	148	253	12.0-55	5.0-37	2	1-0	2	94	1	5	0	4	0	0	31	
LSU		87	112	199	20.0-69	4.0-28	1	1-0	6	86	10	15	0	19	19	0	145	

Date	Opponent	Punting							Field Goals			Kickoffs						
		no.	yds	avg	long	blkd	tb	fc	50+	i20	md-att	long	blkd	no.	yds	avg	tb	ob
Sep 01	NORTH TEXAS	8	327	40.9	48	0	0	1	0	2	0	0	0	3	195	65.0	2	0
Sep 08	WASHINGTON	8	301	37.6	53	0	0	4	1	2	1	34	0	2	130	65.0	0	0
Sep 15	IDAHO	7	316	45.1	52	0	0	2	2	1	0	0	0	3	184	61.3	0	0
LSU		23	944	41.0	53	0	0	7	3	5	1	34	0	8	509	63.6	2	0
LSU		11	512	46.5	62	0	2	2	4	5	4	44	0	26	1651	63.5	13	0

2012 LSU Football
LSU Red-Zone Results (as of Sep 16, 2012)
All games

LSU Inside Opponent Red-Zone

Date	Opponent	Score	Times In RZ	Times Scored	Total Pts	Rush TDs	Pass TDs	FGs Made	Failed to score inside RZ							
									FGA	Down	Int	Fumb	Half	Game		
Sep 01, 2012	NORTH TEXAS	W 41-14	5	3	17	2	2	0	1	1	0	1	0	0	0	0
Sep 08, 2012	WASHINGTON	W 41-3	5	5	27	3	3	0	2	0	0	0	0	0	0	0
Sep 15, 2012	IDAHO	W 63-14	7	6	42	6	4	2	0	0	0	1	0	0	0	0
Totals			17	14	86	11	9	2	3	1	0	2	0	0	0	0

14 of 17 (82.4%)

Opponents Inside LSU Red-Zone

Date	Opponent	Score	Times In RZ	Times Scored	Total Pts	Rush TDs	Pass TDs	FGs Made	Failed to score inside RZ							
									FGA	Down	Int	Fumb	Half	Game		
Sep 01, 2012	NORTH TEXAS	W 41-14	1	1	7	1	0	1	0	0	0	0	0	0	0	0
Sep 08, 2012	WASHINGTON	W 41-3	1	1	3	0	0	0	1	0	0	0	0	0	0	0
Sep 15, 2012	IDAHO	W 63-14	1	1	7	1	0	1	0	0	0	0	0	0	0	0
Totals			3	3	17	2	0	2	1	0	0	0	0	0	0	0

3 of 3 (100.0%)

2012 LSU Football
LSU By-Quarter Statistics (as of Sep 16, 2012)
All games

3rd-Down Conversions

Date	Opponent	Score	Overall		1st Qtr		2nd Qtr		3rd Qtr		4th Qtr		Overtime	
Sep 01, 2012	NORTH TEXAS	W 41-14	7-14	50.0	1-3	33.3	3-6	50.0	2-4	50.0	1-1	100.0		
Sep 08, 2012	WASHINGTON	W 41-3	7-12	58.3	1-3	33.3	0-2	0.0	3-3	100.0	3-4	75.0		
Sep 15, 2012	IDAHO	W 63-14	4-10	40.0	2-3	66.7	0-3	0.0	1-2	50.0	1-2	50.0		
	LSU		18-36	50.0	4-9	44.4	3-11	27.3	6-9	66.7	5-7	71.4	0-0	0.0
	Opponents		12-45	26.7	0-13	0.0	3-9	33.3	3-10	30.0	6-13	46.2	0-0	0.0

4th-Down Conversions

Date	Opponent	Score	Overall		1st Qtr		2nd Qtr		3rd Qtr		4th Qtr		Overtime	
Sep 01, 2012	NORTH TEXAS	W 41-14	0-0	0.0	0-0	0.0	0-0	0.0	0-0	0.0	0-0	0.0		
Sep 08, 2012	WASHINGTON	W 41-3	0-0	0.0	0-0	0.0	0-0	0.0	0-0	0.0	0-0	0.0		
Sep 15, 2012	IDAHO	W 63-14	0-0	0.0	0-0	0.0	0-0	0.0	0-0	0.0	0-0	0.0		
	LSU		0-0	0.0	0-0	0.0	0-0	0.0	0-0	0.0	0-0	0.0	0-0	0.0
	Opponents		1-4	25.0	0-1	0.0	0-0	0.0	0-1	0.0	1-2	50.0	0-0	0.0

Time of Possession

Date	Opponent	Score	Overall		1st Qtr		2nd Qtr		3rd Qtr		4th Qtr		Overtime	
Sep 01, 2012	NORTH TEXAS	W 41-14	31:39		6:36		7:46		10:20		6:57			
Sep 08, 2012	WASHINGTON	W 41-3	33:39		8:06		9:03		7:19		9:11			
Sep 15, 2012	IDAHO	W 63-14	26:53		6:44		7:21		5:48		7:00			
	LSU		Total		21:26		24:10		23:27		23:08		0:00	
			Avg.		7:08		8:03		7:49		7:42		0:00	
	Opponents		Total		23:34		20:50		21:33		21:52		0:00	
			Avg.		7:51		6:56		7:11		7:17		0:00	

Player Game-by-Game Statistics

PASSING

Zach Mettenberger	Att	Cmp	Int	Yds	TD	Lng
North Texas	26	19	1	192	1	34
Washington	18	12	1	195	1	32
Idaho	22	17	1	222	2	46
at Auburn						
Towson						
at Florida						
South Carolina						
at Texas A&M						
Alabama						
Mississippi State						
Ole Miss						
at Arkansas						
TOTALS	66	48	2	609	4	46

Stephen Rivers	Att	Cmp	Int	Yds	TD	Lng
North Texas	0	0	0	0	0	0
Washington	0	0	0	0	0	0
Idaho	0	0	0	0	0	0
at Auburn						
Towson						
at Florida						
South Carolina						
at Texas A&M						
Alabama						
Mississippi State						
Ole Miss						
at Arkansas						
TOTALS	0	0	0	0	0	0

RUSHING

Spencer Ware	Att	Gn	Ls	Net	TD	Lng
North Texas	--DNP--					
Washington	8	41	3	38	0	9
Idaho	--DNP--					
at Auburn						
Towson						
at Florida						
South Carolina						
at Texas A&M						
Alabama						
Mississippi State						
Ole Miss						
at Arkansas						
TOTALS	8	41	3	38	0	9

Alfred Blue	Att	Gn	Ls	Net	TD	Lng
North Texas	16	125	2	123	0	37
Washington	14	101	0	101	1	21
Idaho	10	49	3	46	1	9
at Auburn						
Towson						
at Florida						
South Carolina						
at Texas A&M						
Alabama						
Mississippi State						
Ole Miss						
at Arkansas						
TOTALS	40	275	5	270	2	37

Michael Ford	Att	Gn	Ls	Net	TD	Lng
North Texas	8	50	0	50	0	12
Washington	10	48	0	48	0	11
Idaho	1	9	0	9	0	9
at Auburn						
Towson						
at Florida						
South Carolina						
at Texas A&M						
Alabama						
Mississippi State						
Ole Miss						
at Arkansas						
TOTALS	19	107	0	107	0	12

Kenny Hilliard	Att	Gn	Ls	Net	TD	Lng
North Texas	13	141	0	141	2	60
Washington	13	46	0	46	2	9
Idaho	11	118	2	116	2	71
at Auburn						
Towson						
at Florida						
South Carolina						
at Texas A&M						
Alabama						
Mississippi State						
Ole Miss						
at Arkansas						
TOTALS	37	305	2	303	6	71

Jeremy Hill	Att	Gn	Ls	Net	TD	Lng
North Texas	--DNP--					
Washington	--DNP--					
Idaho	10	61	0	61	2	16
at Auburn						
Towson						
at Florida						
South Carolina						
at Texas A&M						
Alabama						
Mississippi State						
Ole Miss						
at Arkansas						
TOTALS	10	61	0	61	2	16

Zach Mettenberger	Att	Gn	Ls	Net	TD	Lng
North Texas	2	0	25	-25	0	0
Washington	2	7	0	7	0	5
Idaho	4	7	13	-6	0	7
at Auburn						
Towson						
at Florida						
South Carolina						
at Texas A&M						
Alabama						
Mississippi State						
Ole Miss						
at Arkansas						
TOTALS	8	14	38	-24	0	7

Russell Shepard	Att	Gn	Ls	Net	TD	Lng
North Texas	1	0	5	-5	0	0
Washington	0	0	0	0	0	0
Idaho	3	24	0	24	0	18
at Auburn						
Towson						
at Florida						
South Carolina						
at Texas A&M						
Alabama						
Mississippi State						
Ole Miss						
at Arkansas						
TOTALS	4	24	5	19	0	18

J.C. Copeland	Att	Gn	Ls	Net	TD	Lng
North Texas	4	33	0	33	1	16
Washington	2	2	0	2	1	1
Idaho	0	0	0	0	0	0
at Auburn						
Towson						
at Florida						
South Carolina						
at Texas A&M						
Alabama						
Mississippi State						
Ole Miss						
at Arkansas						
TOTALS	6	35	0	35	2	16

Player Game-by-Game Statistics

RECEIVING

Odell Beckham Jr.	Rec	Yds	TD	Lng
North Texas	3	30	0	21
Washington	2	40	0	24
Idaho	4	73	0	46
at Auburn				
Towson				
at Florida				
South Carolina				
at Texas A&M				
Alabama				
Mississippi State				
Ole Miss				
at Arkansas				
TOTALS	9	143	0	46
Russell Shepard	Rec	Yds	TD	Lng
North Texas	1	11	0	11
Washington	0	0	0	0
Idaho	3	68	0	33
at Auburn				
Towson				
at Florida				
South Carolina				
at Texas A&M				
Alabama				
Mississippi State				
Ole Miss				
at Arkansas				
TOTALS	4	79	0	33
James Wright	Rec	Yds	TD	Lng
North Texas	2	15	0	10
Washington	5	75	0	23
Idaho	--DNP--			
at Auburn				
Towson				
at Florida				
South Carolina				
at Texas A&M				
Alabama				
Mississippi State				
Ole Miss				
at Arkansas				
TOTALS	7	90	0	23
Jarvis Landry	Rec	Yds	TD	Lng
North Texas	8	82	0	33
Washington	1	20	0	20
Idaho	5	35	1	14
at Auburn				
Towson				
at Florida				
South Carolina				
at Texas A&M				
Alabama				
Mississippi State				
Ole Miss				
at Arkansas				
TOTALS	14	137	1	33
Kadron Boone	Rec	Yds	TD	Lng
North Texas	2	46	1	34
Washington	1	32	1	32
Idaho	1	17	1	17
at Auburn				
Towson				
at Florida				
South Carolina				
at Texas A&M				
Alabama				
Mississippi State				
Ole Miss				
at Arkansas				
TOTALS	4	95	3	34

Chase Clement	Rec	Yds	TD	Lng
North Texas	1	4	0	4
Washington	0	0	0	0
Idaho	0	0	0	0
at Auburn				
Towson				
at Florida				
South Carolina				
at Texas A&M				
Alabama				
Mississippi State				
Ole Miss				
at Arkansas				
TOTALS	1	4	0	4

Terrence McGee	Rec	Yds	TD	Lng
North Texas	0	0	0	0
Washington	0	0	0	0
Idaho	1	7	0	7
at Auburn				
Towson				
at Florida				
South Carolina				
at Texas A&M				
Alabama				
Mississippi State				
Ole Miss				
at Arkansas				
TOTALS	1	7	0	7

Kenny Hilliard	Rec	Yds	TD	Lng
North Texas	0	0	0	0
Washington	0	0	0	0
Idaho	0	0	0	0
at Auburn				
Towson				
at Florida				
South Carolina				
at Texas A&M				
Alabama				
Mississippi State				
Ole Miss				
at Arkansas				
TOTALS	0	0	0	0

Jeremy Hill	Rec	Yds	TD	Lng
North Texas	--DNP--			
Washington	--DNP--			
Idaho	0	0	0	0
at Auburn				
Towson				
at Florida				
South Carolina				
at Texas A&M				
Alabama				
Mississippi State				
Ole Miss				
at Arkansas				
TOTALS	0	0	0	0

Spencer Ware	Rec	Yds	TD	Lng
North Texas	--DNP--			
Washington	1	9	0	9
Idaho	--DNP--			
at Auburn				
Towson				
at Florida				
South Carolina				
at Texas A&M				
Alabama				
Mississippi State				
Ole Miss				
at Arkansas				
TOTALS	1	9	0	9

Player Game-by-Game Statistics

RETURN YARDAGE

	Kickoff Returns			Punt Returns		
	No.	Yds	Lng	No.	Yds	Lng
Odell Beckham Jr.						
North Texas	1	26	26	4	75	70 TD
Washington	2	54	34	2	4	3
Idaho	0	0	0	4	31	11
at Auburn						
Towson						
at Florida						
South Carolina						
at Texas A&M						
Alabama						
Mississippi State						
Ole Miss						
at Arkansas						
TOTALS	3	80	34	10	110	70

	Kickoff Returns			Punt Returns		
	No.	Yds	Lng	No.	Yds	Lng
Michael Ford						
North Texas	0	0	0	0	0	0
Washington	0	0	0	0	0	0
Idaho	3	99	42	0	0	0
at Auburn						
Towson						
at Florida						
South Carolina						
at Texas A&M						
Alabama						
Mississippi State						
Ole Miss						
at Arkansas						
TOTALS	3	99	42	0	0	0

	Kickoff Returns			Punt Returns		
	No.	Yds	Lng	No.	Yds	Lng
Jarvis Landry						
North Texas	0	0	0	0	0	0
Washington	0	0	0	1	7	7
Idaho	0	0	0	0	0	0
at Auburn						
Towson						
at Florida						
South Carolina						
at Texas A&M						
Alabama						
Mississippi State						
Ole Miss						
at Arkansas						
TOTALS	0	0	0	1	7	7

PUNTING

	No.	Yds	Avg	Lng	I-20
Brad Wing					
North Texas	--DNP--				
Washington	3	163	54.3	62	1
Idaho	5	226	45.2	51	3
at Auburn					
Towson					
at Florida					
South Carolina					
at Texas A&M					
Alabama					
Mississippi State					
Ole Miss					
at Arkansas					
TOTALS	8	389	48.6	62	4

	No.	Yds	Avg	Lng	I-20
Jamie Keehn					
North Texas	3	123	41.0	51	1
Washington	--DNP--				
Idaho	--DNP--				
at Auburn					
Towson					
at Florida					
South Carolina					
at Texas A&M					
Alabama					
Mississippi State					
Ole Miss					
at Arkansas					
TOTALS	3	123	41.0	51	1

FIELD GOALS

	Made	Missed
Drew Alleman		
North Texas	44, 30	34
Washington	18, 32	none
Idaho	none	none
at Auburn		
Towson		
at Florida		
South Carolina		
at Texas A&M		
Alabama		
Mississippi State		
Ole Miss		
at Arkansas		
TOTALS	4-5	34

PLAYER DEFENSIVE GAME-BY-GAME STATISTICS

Tackles (UT-AT-TOT)	UNT	UW	UI	at AU	TOW	at UF	SC	at A&M	Bama	MSU	UM	at Ark.	TOTALS
Chancey Aghayere	0-1-1	2-1-3	0-0-0										2-2-4
Kwon Alexander	0-2-2	3-0-3	0-0-0										3-2-5
Lamin Barrow	3-5-8	2-3-5	2-3-5										7-11-18
Jalen Collins	0-0-0	0-0-0	1-2-3										1-2-3
Josh Downs	0-4-4	0-1-1	0-0-0										0-5-5
Lavar Edwards	1-0-1	1-0-1	0-1-1										2-1-3
Micah Eugene	1-0-1	2-1-3	2-0-2										2-1-6
Ronnie Feist	0-0-0	0-0-0	0-2-2										0-2-2
Ego Ferguson	1-1-2	0-1-1	0-0-0										1-2-3
Seth Fruge	0-0-0	0-1-1	1-0-1										1-1-2
Danielle Hunter	0-0-0	0-1-1	1-2-3										1-3-4
Deion Jones	1-1-2	1-1-2	0-2-2										2-4-6
Anthony Johnson	1-2-3	1-2-3	2-3-5										4-7-11
Mickey Johnson	0-0-0	0-0-0	0-1-1										0-1-1
Bennie Logan	0-3-3	1-1-2	3-3-6										4-7-11
Craig Loston	1-5-6	1-0-1	0-0-0										2-5-7
Lamar Louis	0-0-0	0-0-0	0-3-3										0-3-3
Ronald Martin	0-1-1	1-0-1	4-1-5										5-2-7
Jalen Mills	2-2-4	4-3-7	6-0-6										12-5-17
Barkevious Mingo	3-3-6	1-1-2	0-0-0										4-4-8
Kevin Minter	0-6-6	5-4-9	2-4-6										7-14-21
Sam Montgomery	0-0-0	2-2-4	0-3-3										2-5-7
Luke Muncie	1-3-4	1-1-2	1-0-1										3-4-7
Jermauria Rasco	1-1-2	0-0-0	0-1-1										1-2-3
Eric Reid	3-4-7	1-1-2	2-2-4										6-7-13
Jerqwinick Sandolph	0-0-0	0-0-0	1-1-2										1-1-2
Tharold Simon	0-2-2	1-1-2	4-0-4										5-3-8
Quentin Thomas	0-0-0	0-0-0	0-1-1										0-1-1
Corey Thompson	0-0-0	1-1-2	1-0-1										2-1-3

TFL-Yards	UNT	UW	UI	at AU	TOW	at UF	SC	at A&M	Bama	MSU	UM	at Ark.	TOTALS
Chancey Aghayere	0-0	1.0-11	0-0										1.0-11
Lavar Edwards	1.0-9	1.0-6	0.5-0										2.5-15
Micah Eugene	0-0	1.0-8	0-0										1.0-8
Ego Ferguson	0-0	0.5-1	0-0										0.5-1
Deion Jones	1.0-7	0-0	0-0										1.0-7
Anthony Johnson	0.5-1	0.5-1	1.5-2										2.5-4
Bennie Logan	0-0	1.0-1	0.5-1										1.5-2
Ronald Martin	0.5-0	0-0	0.5-1										1.0-1
Barkevious Mingo	1.0-4	0-0	0-0										1.0-4
Kevin Minter	1.0-1	0.5-1	1.5-4										3.0-6
Sam Montgomery	0-0	1.5-4	1.0-2										2.5-6
Luke Muncie	0-0	1.0-2	0-0										1.0-2
Jermauria Rasco	1.0-1	0-0	0.5-1										1.5-2

Sacks-Yards	UNT	UW	UI	at AU	TOW	at UF	SC	at A&M	Bama	MSU	UM	at Ark.	TOTALS
Chancey Aghayere	0-0	1.0-11	0-0										1.0-11
Lavar Edwards	0-0	1.0-6	0-0										1.0-6
Micah Eugene	0-0	1.0-8	0-0										1.0-8
Sam Montgomery	0-0	1.0-3	0-0										1.0-3

SPECIAL TEAMS TACKLES

Tackles (UT-AT-TOT)	UNT	UW	UI	at AU	TOW	at UF	SC	at A&M Bama	MSU	UM	at Ark.	TOTALS
---------------------	-----	----	----	-------	-----	-------	----	-------------	-----	----	---------	--------

OFFENSIVE LINE - SNAPS PLAYED

Player	UNT	UW	UI	at AU	TOW	at UF	SC	at A&M Bama	MSU	UM	at Ark.	TOTALS
Vadal Alexander	11	3	32									46
L'ael Collins	36	62	60									158
Chris Davenport	2	3	6									11
Ben Domingue	DNP	3	6									9
Josh Dworaczyk	31	66	28									125
Chris Faulk	67	DNP	DNP									67
Alex Hurst	58	66	60									184
P.J. Lonergan	67	54	21									142
Elliott Porter	2	15	39									56
Trai Turner	2	7	17									26
Josh Williford	67	66	59									192

OFFENSIVE LINE - KNOCKDOWNS

Player	UNT	UW	UI	at AU	TOW	at UF	SC	at A&M Bama	MSU	UM	at Ark.	TOTALS
Vadal Alexander	0	0	5									5
L'ael Collins	3	5.5	1									9.5
Chris Davenport	0	0	1									1
Ben Domingue	DNP	1	0									1
Josh Dworaczyk	1.5	3	1.5									6
Chris Faulk	4.5	DNP	DNP									4.5
Alex Hurst	5.5	2.5	4									12
P.J. Lonergan	3.5	2.5	2.5									8.5
Elliott Porter	0	1	2									3
Trai Turner	0	1	4									5
Josh Williford	7.5	3.5	6									17

Game 1

North Texas	14
#3/1 LSU	41



Sept. 1, 2012 • Tiger Stadium • Baton Rouge, La. • 92,059

No. 1 Tigers Run Past North Texas In Season-Opener, 41-14

Running backs **Kenny Hilliard** and **Alfred Blue** combined for 264 of LSU's 316 rushing yards as the Tigers used a dominant running game to beat North Texas, 41-14, in the season-opener for both teams. The win extended three LSU winning streaks – all the longest in the nation - non-conference regular season (38), Tiger Stadium (18), and overall regular season (14). Hilliard led all rushers with a career-best 141 yards and 2 TDs, while Blue added 123 yards in what was just his third career start. LSU never trailed in the contest as the Tigers took control early needing just four plays to go 66 yards for a 7-0 lead on a 38-yard run by Hilliard. LSU stretched the lead to 14-0 on a 70-yard punt return by **Odell Beckham Jr.**, and then to 21-0 just seconds into the second quarter on another TD run (5 yards) by Hilliard. A 44-yard field goal by **Drew Alleman** extended the lead to 24-0 with 6:26 left in the first half. North Texas scored on an 80-yard pass with just under 2 minutes to go in the first half to cut the deficit to 24-7 at halftime. An Alleman field goal and a 34-yard TD pass from **Zach Mettenberger** to **Kadron Boone** extended the LSU lead to 34-7 early in the fourth quarter. Fullback **J.C. Copeland** scored on a 5-yard run with just over 2 minutes left for the final margin of 41-14. Mettenberger connected on a 19-of-26 passes for 192 yards and 1 TD in his first career start, while **Jarvis Landry** hauled in 8 passes for 82 yards to lead the Tigers. **Eric Reid** (7 tackles, 1 interception), **Lamin Barrow** (7 tackles) and **Barkevious Mingo** (6 tackle, 1.0 TFL, 1 QB hurry) led a Tiger defense that limited the Mean Green to 219 total yards (76 rushing, 143 passing).

Scoring

	0	7	0	7	- 14
NORTH TEXAS					
LSU	14	10	3	14	- 41

LSU	12:30	1Q	Hilliard 38 run (Alleman Kick)
LSU	6:26	1Q	Beckham 70 punt return (Alleman Kick)
LSU	14:56	2Q	Hilliard 5 run (Alleman Kick)
LSU	6:26	2Q	Alleman 44 FG
UNT	1:55	2Q	Chancellor 80 pass from Thompson (Olen Kick)
LSU	2:10	3Q	Alleman 30 FG
LSU	14:51	4Q	Boone 34 pass from Mettenberger (Alleman Kick)
UNT	7:28	4Q	Chancellor 15 pass from Thompson (Olen Kick)
LSU	2:20	4Q	Copeland 5 run (Alleman Kick)

Team Stats

	UNT	LSU
FIRST DOWNS	9	26
RUSHING	5	15
PASSING	3	8
PENALTY	1	3
RUSHING ATTEMPTS	35	46
YARDS GAINED RUSHING	99	351
YARDS LOST RUSHING	23	35
NET YARDS RUSHING	76	316
NET YARDS PASSING	143	192
PASSES ATTEMPTED	21	26
PASSES COMPLETED	8	19
HAD INTERCEPTED	1	1
TOTAL OFFENSIVE PLAYS	56	72
TOTAL NET YARDS	219	508
AVERAGE GAIN PER PLAY	3.9	7.1
FUMBLES/LOST	1/1	2/0
PENALTIES/YARDS	5/46	10/55
INTERCEPTIONS/YARDS	1/0	1/0
PUNTS/YARDS	8/327	3/123
AVERAGE PER PUNT	40.9	41.0
PUNT RETURNS/YARDS	0/0	4/75
KICKOFF RETURNS/YARDS	4/74	1/26
POSSESSION TIME	28:21	31:39
THIRD-DOWN CONVERSIONS	5/15	7/14
FOURTH-DOWN CONVERSIONS	0/0	0/0
SACKS BY	2/25	0/0

LSU

RUSHING	Att.	Gain	Lost	Net	TD	Long
Kenny Hilliard	13	141	0	141	2	60
Alfred Blue	14	125	2	123	0	37
Michael Ford	8	50	0	50	0	12
Alfred Blue	4	33	0	33	1	16
Stephen Rivers	1	2	0	2	0	2
TEAM	1	0	3	-3	0	0
Russell Shepard	1	0	5	-5	0	0
Zach Mettenberger	2	0	25	-25	0	0

PASSING	Att.	Comp	Int	Yds	TD	Long	Sacks
Zach Mettenberger	26	19	1	192	1	34	2

RECEIVING	No.	Yds.	TD	Long
Jarvis Landry	8	82	0	33
Odell Beckham, Jr.	3	30	0	21
Kadron Boone	2	46	1	34
Alfred Blue	2	15	0	10
Russell Shepard	1	11	0	11
Chase Clement	1	4	0	4

PUNTING	No.	Yds.	Avg.	Long	I20
Jamie Keehn	3	123	41.0	51	1

FIELD GOALS	Att.	Made	Long	KICKS
Drew Alleman	3	2	44	Made 44, 30

ALL RETURNS	Punts			Kickoffs			Intercepted		
	No.	Yds.	Lg.	No.	Yds.	Lg.	No.	Yds.	Lg.
Odell Beckham Jr.	4	75	70	1	26	26	0	0	0
Eric Reid	0	0	0	0	0	0	1	0	0

NORTH TEXAS

RUSHING	Att.	Gain	Lost	Net	TD	Long
Brandin Byrd	14	41	1	40	0	12
Antoinne Jimmerson	8	24	1	23	0	6
Jeremy Brown	8	28	8	20	0	11
Derek Thompson	3	6	0	6	0	4
Brelan Chancellor	1	0	4	-4	0	0
Chris Bynes	1	0	9	-9	0	0

PASSING	Att.	Comp	Int.	Yds.	TD	Long	Sacks
Derek Thompson	21	8	1	143	2	80	0

RECEIVING	No.	Yds.	TD	Long
Brelan Chancellor	4	114	2	80
Chris Bynes	1	13	0	13
Andrew Power	1	7	0	7
Drew Miller	1	5	0	5
Marcus Smith	1	4	0	4

PUNTING	No.	Yds.	Avg.	Long	I20
Will Atterberry	8	327	40.9	48	2

FIELD GOALS	Att.	Made	Long	KICKS
none				

ALL RETURNS	Punts			Kickoffs			Intercepted		
	No.	Yds.	Lg.	No.	Yds.	Lg.	No.	Yds.	Lg.
Brelan Chancellor	0	0	0	4	74	26	0	0	0
Zac Whitfield	0	0	0	0	0	0	1	0	0

Game 2

Washington	3
#3 LSU	41



Sept. 8, 2012 • Tiger Stadium • Baton Rouge, La. • 92,804

LSU Uses Dominating Effort On Both Sides Of Ball In 41-3 Win Over Washington

LSU put together a dominating performance on both sides of the ball as the third-ranked Tigers rolled up 437 yards of offense (242 rushing, 195 passing), while holding Washington to only 183 total yards (26 rushing, 157 passing) in a 41-3 win in Tiger Stadium. Had it not been for LSU fumbling the opening kickoff at its own 16-yardline, LSU could have very easily pitched a shutout as outside of that first possession, Washington didn't get inside the Tiger 30-yard line all night. After spotting the Huskies a 3-0 lead, LSU took over, scoring (5 TDs, 2 FGs) on seven of its next nine possessions. LSU took the lead for good when **Alfred Blue** scampered 21-yards for a 7-3 Tiger lead at the 11:18 mark in the first quarter. LSU extended the advantage to 14-3 two possessions later when **J.C. Copeland** plunged 1-yard for a TD. A pair of second quarter **Drew Alleman** field goals (18 and 32 yards) gave the Tigers a 20-3 lead at halftime. After a 3-and-out by UW on its first possession of the second half, the Tigers went 61 yards on seven plays capped on a 3-yard run by **Kenny Hilliard** to extend the lead to 27-3 at the 10:35 mark in the third quarter. **Zach Mettenberger** connected with **Kadron Boone** on a 32-yard scoring strike late in the third quarter to stretch the lead to 34-3. Blue led the Tigers in rushing with 101 yards for his second straight 100-yard game, while Mettenberger completed 12-of-18 passes for 195 yards and a score. Defensively, LB **Kevin Minter** led the Tigers with 9 tackles, while DE **Sam Montgomery** added 4 tackles and had one of LSU's four sacks. Other sacks came from **Micha Eugene** (-8 yards), **Chancey Aghayere** (-11 yards) and **Lavar Edwards** (-6 yards). **Jalen Mills** had LSU's only interception to go with 7 tackles.

Scoring

WASHINGTON	3	0	0	0	-3
LSU	14	6	14	7	-41

WASH	14:03	1Q	Coons 34 FG
LSU	11:18	1Q	Blue 21 run (Alleman Kick)
LSU	2:11	1Q	Copeland 1 run (Alleman Kick)
LSU	10:02	2Q	Alleman 18 FG
LSU	5:03	2Q	Alleman 32 FG
LSU	10:35	3Q	Hilliard 3 run (Alleman Kick)
LSU	2:36	3Q	Boone 32 pass from Mettenberger (Alleman Kick)
LSU	8:04	4Q	Hilliard 1 run

Team Stats

	WASH	LSU
FIRST DOWNS	12	24
RUSHING	3	13
PASSING	6	9
PENALTY	3	2
RUSHING ATTEMPTS	24	52
YARDS GAINED RUSHING	59	250
YARDS LOST RUSHING	33	8
NET YARDS RUSHING	26	242
NET YARDS PASSING	157	195
PASSES ATTEMPTED	36	19
PASSES COMPLETED	17	12
HAD INTERCEPTED	1	0
TOTAL OFFENSIVE PLAYS	60	71
TOTAL NET YARDS	183	437
AVERAGE GAIN PER PLAY	3.0	6.2
FUMBLES/LOST	0/0	1/1
PENALTIES/YARDS	11/74	5/43
INTERCEPTIONS/YARDS	0/0	1/4
PUNTS/YARDS	8/301	3/163
AVERAGE PER PUNT	37.6	54.3
PUNT RETURNS/YARDS	1/1	3/11
KICKOFF RETURNS/YARDS	3/63	2/54
POSSESSION TIME	26:21	33:39
THIRD-DOWN CONVERSIONS	4/16	7/12
FOURTH-DOWN CONVERSIONS	1/3	0/0
SACKS BY	0/0	4/28

LSU

RUSHING	Att.	Gain	Lost	Net	TD	Long
Alfred Blue	14	101	0	101	1	21
Michael Ford	10	48	0	48	0	11
Kenny Hilliard	13	46	0	46	2	9
Spencer Ware	8	41	3	38	0	9
Zach Mettenberger	2	7	0	7	0	5
Connor Neighbors	1	5	0	5	0	5
J.C. Copeland	2	2	0	2	1	1
TEAM	2	0	5	-5	0	0

PASSING	Att.	Comp	Int	Yds	TD	Long	Sacks
Zach Mettenberger	18	12	0	195	1	32	0
Spencer Ware	1	0	0	0	0	0	0

RECEIVING	No.	Yds.	TD	Long
James Wright	5	75	0	23
Odell Beckham, Jr.	2	40	0	24
Alfred Blue	2	19	0	14
Kadron Boone	1	32	1	32
Jarvis Landry	1	20	0	20
Spencer Ware	1	9	0	9

PUNTING	No.	Yds.	Avg.	Long	I20
Brad Wing	3	163	54.3	62	1

FIELD GOALS	Att.	Made	Long	KICKS
Drew Alleman	2	2	32	Made: 18, 32

ALL RETURNS	Punts			Kickoffs			Intercepted		
	No.	Yds.	Lg.	No.	Yds.	Lg.	No.	Yds.	Lg.
Odell Beckham, Jr.	2	4	3	2	54	34	0	0	0
Jarvis Landry	1	7	7	0	0	0	0	0	0
Jalen Mills	0	0	0	0	0	0	1	4	4

WASHINGTON

RUSHING	Att.	Gain	Lost	Net	TD	Long
Erich Wilson	4	25	0	25	0	9
Bishop Sankey	8	20	4	16	0	9
Dezden Petty	7	10	1	9	0	4
Keith Price	5	4	28	-24	0	4

PASSING	Att.	Comp	Int.	Yds.	TD	Long	Sacks
Keith Price	36	17	1	157	0	22	4

RECEIVING	No.	Yds.	TD	Long
Austin Seferian-Jenkins	6	51	0	18
Kevin Smith	4	48	0	22
Bishop Sankey	3	30	0	15
Kasen Williams	3	19	0	8
Jaydon Mickens	1	9	0	9

PUNTING	No.	Yds.	Avg.	Long	I20
Korey Durkee	8	301	37.6	53	2

FIELD GOALS	Att.	Made	Long	KICKS
Travis Coons	1	34	34	Made: 34

ALL RETURNS	Punts			Kickoffs			Intercepted		
	No.	Yds.	Lg.	No.	Yds.	Lg.	No.	Yds.	Lg.
Kevin Smith	0	0	0	1	17	17	0	0	0
Jaydon Mickens	0	0	0	1	30	3	0	0	0
Shaq Thompson	0	0	0	1	16	16	0	0	0
Cody Bruns	1	1	1	0	0	0	0	0	0

Game 3

Idaho	14
#3/2 LSU	63



Sept. 15, 2012 • Tiger Stadium • Baton Rouge, La. • 92,177

LSU Uses Big Second-Half To Blowout Idaho, 63-14

Zach Mettenberger had his best game in an LSU uniform and the Tigers scored a pair of defensive touchdowns in rolling to a 63-14 win over Idaho in Tiger Stadium. LSU never trailed in the contest, taking a 14-0 with touchdowns on its first two possessions. Mettenberger connected with **Kadron Boone** on a 17-yard TD to open the scoring for the Tigers at the 9:46 mark in the first quarter and **Alfred Blue** followed with a 3-yard TD run just three minutes later. Idaho got to within 14-7 early in the second quarter, but **Ronald Martin** extended the lead to 21-7 on a 45-yard interception return for a score. LSU led 28-14 at halftime. In the second half, LSU scored 35 unanswered points as the Tigers registered the most points in a game during the **Les Miles** era. DE **Lavar Edwards** returned an interception 23 yards for a TD four minutes in to the third quarter to extend the Tiger advantage to 35-14. **Kenny Hilliard**, who led LSU with 116 yards, scored two TDs in the third quarter, giving the Tigers a 49-14 advantage. True freshman RB **Jeremy Hill**, in his first collegiate action, had a pair of fourth quarter TD runs for the final margin of 63-14. For the game, the Tigers piled up 472 total yards (250 rushing, 222 passing), while limiting the Vandals to just 213 yards (39 rushing, 174 passing). Mettenberger finished 17-of-22 for 222 yards, two TDs and one interception. WR **Jarvis Landry** led the Tigers in receiving with five catches for 35 yards and a score. CB **Jalen Collins**, DT **Bennie Logan** and LB **Kevin Minter** each recorded 6 tackles to lead the Tigers, while S **Ronald Martin** had 5 tackles and a pair of interceptions in his first career start.

Scoring

IDAHO	0	14	0	0	- 14
LSU	14	14	21	14	- 63

LSU	9:46	1Q	Boone 17 pass from Mettenberger (Alleman kick)
LSU	6:29	1Q	Blue 3 run (Alleman kick)
IDAHO	13:47	2Q	LaGrone 4 pass from Blackman (Farquhar kick)
LSU	9:05	2Q	Martin 45 Interception (Alleman kick)
IDAHO	5:34	2Q	Level 22 pass from Blackman (Farquhar kick)
LSU	0:37	2Q	Landry 7 pass from Mettenberger (Alleman kick)
LSU	10:58	3Q	Edwards 23 Interception (Alleman kick)
LSU	8:29	3Q	Hilliard 71 run (Alleman kck)
LSU	0:00	3Q	Hilliard 1 run (Alleman kick)
LSU	10:08	4Q	Hill 4 run (Alleman kick)
LSU	4:35	4Q	Hill 8 run (Alleman kick)

Team Stats

	IDAHO	LSU
FIRST DOWNS	14	21
RUSHING	3	11
PASSING	8	10
PENALTY	3	0
RUSHING ATTEMPTS	26	39
YARDS GAINED RUSHING	62	268
YARDS LOST RUSHING	23	18
NET YARDS RUSHING	39	250
NET YARDS PASSING	174	222
PASSES ATTEMPTED	36	23
PASSES COMPLETED	23	17
HAD INTERCEPTED	4	0
TOTAL OFFENSIVE PLAYS	62	62
TOTAL NET YARDS	213	472
AVERAGE GAIN PER PLAY	3.4	7.6
FUMBLES/LOST	1/0	1/0
PENALTIES/YARDS	9/49	8/58
INTERCEPTIONS/YARDS	1/94	4/82
PUNTS/YARDS	7/316	5/226
AVERAGE PER PUNT	45.1	45.2
PUNT RETURNS/YARDS	2/(5)	4/31
KICKOFF RETURNS/YARDS	6/75	3/99
POSSESSION TIME	33:07	26:53
THIRD-DOWN CONVERSIONS	3/14	4/10
FOURTH-DOWN CONVERSIONS	1/3	0/0
SACKS BY	3/12	0/0

LSU

RUSHING	Att.	Gain	Lost	Net	TD	Long
Kenny Hilliard	11	118	2	116	2	71
Jeremy Hill	10	61	0	62	2	16
Alfred Blue	10	49	3	56	1	9
Russell Shepard	3	24	0	24	0	18
Michael Ford	1	9	0	9	0	9
Zach Mettenberger	4	7	13	-6	0	7

PASSING	Att.	Comp	Int	Yds	TD	Long	Sacks
Zach Mettenberger	22	17	1	222	2	46	3
Stephen Rivers	1	0	0	0	0	0	0

RECEIVING	No.	Yds.	TD	Long
Jarvis Landry	5	35	1	14
Odell Beckham, Jr.	4	73	0	46
Russell Shepard	3	68	0	33
Alfred Blue	3	22	0	9
Kadron Boone	1	17	1	17
Terrence Magee	1	7	0	7

PUNTING	No.	Yds.	Avg.	Long	I20
Brad Wing	5	226	45.2	51	3

FIELD GOALS	Att.	Made	Long	KICKS
none				

	Punts			Kickoffs			Intercepted		
	No.	Yds.	Lg.	No.	Yds.	Lg.	No.	Yds.	Lg.
ALL RETURNS									
Odell Beckham, Jr.	4	31	11	0	0	0	0	0	0
Ronald Martin	0	0	0	0	0	0	2	45	45
Jalen Mills	0	0	0	0	0	0	1	14	14
Lavar Edwards	1	7	7	0	0	0	1	23	23
Michael Ford	0	0	0	3	99	42	0	0	0

IDAHO

RUSHING	Att.	Gain	Lost	Net	TD	Long
Todd Handley	6	20	0	20	0	14
Ryan Bass	11	35	16	19	0	21
Justin Parkins	3	3	0	3	0	2
Dominique Blackman	1	1	0	1	0	1
TEAM	1	0	1	-1	0	0
James Baker	4	3	3	-3	0	3

PASSING	Att.	Comp	Int.	Yds.	TD	Long	Sacks
Dominique Blackman	36	23	4	174	2	22	0

RECEIVING	No.	Yds.	TD	Long
Jahrie Level	5	48	0	22
Michael LaGrone	5	36	0	15
Najee Lovett	4	26	0	12
Justin Veltung	3	12	0	5
Mike Scott	2	20	0	15
Todd Handley	1	15	0	15
Marquan Major	1	9	0	9
Clayton Homme	1	4	0	4
Ryan Bass	1	4	0	4

PUNTING	No.	Yds.	Avg.	Long	I20
Bobby Cowan	7	316	45.1	52	1

	Punts			Kickoffs			Intercepted		
	No.	Yds.	Lg.	No.	Yds.	Lg.	No.	Yds.	Lg.
ALL RETURNS									
Najee Lovett	0	0	0	1	6	6	0	0	0
Justin Veltung	2	-5	0	4	56	16	0	0	0
Ryan Bass	0	0	0	1	13	13	0	0	0
Gary Walker	0	0	0	0	0	0	1	94	94



87
Chancey Aghayere
 Defensive End
 6-4 • 265 • Sr. • 3L
 Garland, Texas (Garland)

SENIOR SEASON (2012)

One of the veterans of the LSU defensive line with playing time in 34 games ... Earned a PBU versus Idaho ... Credited with an 11-yard sack on an intentional

grounding call against Washington.

CAREER HIGHS

Total tackles: 5, twice (Last: vs. Tennessee, 2010)
 Tackles for loss: 1.0, three times (Last: vs. Washington, 2012)
 Sacks: 1.0, twice (Last: vs. Washington, 2012)

AGHAYERE'S CAREER DEFENSIVE STATS

YEAR	G-GS	UT	AT	TT	TFL	SACKS	PBU	QBH	INT	FF	FR
2009	11-3	3	9	12	2.0-6	1.0-3	2	2	0	0	0
2010	12-2	9	12	21	1.5-2	0	1	0	0	0	0
2011	8-0	0	3	3	0	0	0	0	0	0	0
2012	3-0	2	2	4	1.0-11	1.0-11	1	0	0	0	0
Totals	26-2	14	26	40	4.5-19	2.0-14	4	2	0	0	0



25
Kwon Alexander
 Linebacker
 6-2 • 215 • Fr. • HS
 Oxford, Ala. (Oxford)

TRUE FRESHMAN SEASON (2012)

Picked up three solo tackles and a QB hurry against Washington ... Made his first appearance as a Tiger against North Texas and recovered a fumble late in the game

... A versatile player who can line up at any of the three linebacker positions ... Chosen as a finalist for the High School Butkus Award, given annually to the nation's top linebacker.

CAREER HIGHS

Total tackles: 3 vs. Washington, 2012
 Tackles for loss: 0
 Sacks: 0

ALEXANDER'S CAREER DEFENSIVE STATS

YEAR	G-GS	UT	AT	TT	TFL	SACKS	PBU	QBH	INT	FF	FR
2012	3-0	3	2	5	0	0	0	1	0	0	1-0
Totals	3-0	3	2	5	0	0	0	1	0	0	1-0




78
Vadal Alexander
 Offensive Tackle
 6-6 • 350 • Fr. • HS
 Buford, Ga. (Buford)

TRUE FRESHMAN SEASON (2012)

Saw extensive action at right tackle against Idaho, playing 32 snaps with five knockdowns ... Competed in three snaps on the o-line versus Washington ... Played

his first snaps at LSU in the season opener against North Texas, seeing action in 11 plays ... Enrolled early in the spring of 2012 and has used the added practice to solidify himself as the backup at right tackle in his first season at LSU ... One of the top offensive linemen in the nation as a senior at Buford High School.



30
Drew Alleman
 Placekicker
 5-11 • 183 • Sr. • 1L
 Lafayette, La. (Acadiana)

• 2012 Lou Groza Award Watch List

SENIOR SEASON (2012)

One of the best placekickers in the nation who returns as the starter for the second straight season ... Ranks as the most accurate kicker in school history at .870 (20 of 23) ... Currently holds the second-longest streak in school history with 81 consecutive made PATs, only trailing David Browndyke's record of 109 straight ... Leads the SEC in scoring for kickers with an average of 10.3 points per game ... Was not called upon to kick a field goal against Idaho but nailed all nine of his PAT attempts ... Hit a perfect 2-2 on field goals and 5-5 on PATs against Washington ... Made 2-3 field goals in the season opener against North Texas, tying his career long with a 44-yarder while also adding a 30-yarder ... Had a string of 11 straight field goals made snapped when he missed from 34 yards in the second quarter against North Texas ... Finished his junior campaign as a 2011 Lou Groza Award Semifinalist.

CAREER HIGHS

Field Goals Attempted: 4 at Mississippi State, 2011
 Field Goals Made: 4 at Mississippi State, 2011
 Long FG: 44, twice (Last: vs. North Texas, 2012; First: vs. Oregon, 2011)
 Kickoffs: 8 vs. Oregon, 2011
 Kickoff Yards: 481 vs. Oregon, 2011
 Kickoff Avg.: 65.0 vs. McNeese State, 2010
 Punts: 2 vs. Tulane, 2009
 Punting Yards: 51 vs. Tulane, 2009
 Punting Avg.: 25.5 vs. Tulane, 2009

ALLEMAN'S CAREER FIELD GOAL TOTALS

YEAR	FGM-FGA	1-19	20-29	30-39	40-49	50-99	LG	PAT	POINTS
2011	16-18	2-2	6-6	5-6	3-3	0-1	44	62-63	110
2012	4-5	1-1	0-0	2-3	1-1	0-0	44	19-19	31
Totals	20-23	3-3	6-6	7-9	4-4	0-1	44	81-82	141

ALLEMAN'S CAREER KICKOFF STATS

YEAR	G-GS	NO.	YDS.	AVG.	TB	OB
2009	1-0	0	0	0	0	0
2010	2-0	7	444	63.4	0	0
2011	13-0	13	725	55.8	0	0
2012	3-0	0	0	0	0	0
Totals	19-0	20	1,169	58.45	0	0

ALLEMAN'S CAREER PUNTING TOTALS

YEAR	NO.	YDS.	AVG.	LG	I20	TB
2009	2	51	25.5	33	1	0
2010	0	0	0	0	0	0
2011	0	0	0	0	0	0
2012	0	0	0	0	0	0
Totals	2	51	25.5	33	1	0



57
Lamin Barrow
 Linebacker
 6-2 • 232 • Jr. • 2L
 Marrero, La. (John Ehret)

JUNIOR SEASON (2012)

Is the starter at the Will linebacker position ... Ranks as the team's second-leading tackler with 18 stops through three games ... Established a new career high with a team-leading eight tackles against North Texas ... Third-leading tackler for the Tigers against Washington with five stops.

CAREER HIGHS

Total tackles: 8 vs. North Texas, 2012
 Tackles for loss: 1.0 at Mississippi State, 2011

BARROW'S CAREER DEFENSIVE STATS

YEAR	G-GS	UT	AT	TT	TFL	SACKS	PBU	QBH	INT	FF	FR
2010	12-1	8	10	18	0.5-0	0	0	0	0	0	1-0
2011	13-1	4	13	17	1.0-5	0	0	0	0	0	0
2012	3-3	7	11	18	0-0	0	0	0	0	0	0
Totals	27-5	19	34	53	1.5-5	0	0	0	0	0	1-0



3
Odell Beckham, Jr.
 Wide Receiver
 6-0 • 187 • So. • 1L
 New Orleans, La. (Isidore Newman School)

SOPHOMORE SEASON (2012)
 Displayed his tremendous athleticism with a 70-yard punt return for a touchdown against North Texas ... Also had a 76-yard return for a TD versus North Texas negated by a block in the back penalty ... A preseason All-SEC selection, he will be counted on as a "go-to" receiver and punt and kickoff returner.

CAREER HIGHS
 Receptions: 8 at Mississippi State, 2011
 Yards: 82 at West Virginia, 2011
 Long: 52 at West Virginia, 2011
 Touchdowns: 1, twice (Last: vs. Kentucky, 2011)

BECKHAM JR.'S CAREER RECEIVING STATS


YEAR	G-GS	REC.	YDS.	TD	LG
2011	14-9	41	475	2	52
2012	3-3	9	143	0	46
Totals	17-12	50	618	2	52

BECKHAM JR.'S CAREER PUNT RETURN STATS

YEAR	NO.	YDS.	AVG.	TD	LG
2011	9	77	8.6	0	36
2012	10	110	11.0	1	70 (TD)
Totals	19	187	9.8	1	70 (TD)

BECKHAM JR.'S CAREER KICKOFF RETURN STATS

YEAR	NO.	YDS.	AVG.	TD	LG
2011	5	120	24.0	0	34
2012	3	80	26.7	0	34
Totals	8	200	25.0	0	34



4
Alfred Blue
 Running Back
 6-2 • 220 • Jr. • 2L
 Boutte, La. (Hahnville)

JUNIOR SEASON (2012)
 Ranks sixth in the SEC in rushing at 90.0 yards a game ... Picked up 46 yards and a touchdown on 10 carries against Idaho ... Ran for 101 yards and a touchdown on 14 carries against Washington ... Became the first Tiger to rush for 100 yards in back-to-back games since Stevan Ridley in 2010 and the first to do it in the first two games of a season since Charles Scott in 2008 ... Made his third career start against North Texas and set a career high with 123 rushing yards while tying his personal best of 16 carries ... Joined with Kenny Hilliard to become the first LSU duo each to rush for 100 yards in the season opener since 1982 ... A versatile back who has speed to hit the corner and toughness to run between the tackles ... Listed as a starting running back along with Kenny Hilliard.

RUSHING CAREER HIGHS
 Attempts: 16, twice (Last: vs. North Texas, 2012; First: vs. Kentucky, 2011)
 Yards: 123 vs. North Texas, 2012
 Touchdowns: 2 vs. Western Kentucky, 2011
 Long: 57 at Ole Miss, 2011


RECEIVING CAREER HIGHS
 Receptions: 3 vs. Idaho, 2012
 Yards: 22 vs. Idaho, 2012
 Touchdowns: 0
 Long: 14 vs. Washington, 2012

BLUE'S CAREER RUSHING STATS

YEAR	G-GS	ATT.	YDS.	TD	LG
2010	11-1	20	101	1	16
2011	13-1	78	539	7	57
2012	3-3	40	270	2	37
Totals	27-5	138	910	10	57

BLUE'S CAREER RECEIVING STATS

YEAR	G-GS	REC.	YDS.	TD	LONG
2010	11-1	1	1	0	1
2011	13-1	3	-3	0	2
2012	3-3	7	45	0	14
TOTALS	27-5	11	43	0	14




86
Kadron Boone
 Wide Receiver
 6-0 • 207 • Jr. • 2L
 Ocala, Fla.
 (Trinity Catholic)

JUNIOR SEASON (2012)
 One of the most experienced receivers having played in all 30 games in his career with four starts ... Has caught a TD pass in three straight games to open the season, including a 17-yard catch and run against Idaho ... Caught a touchdown pass for the second straight game on a 32-yard strike from Zach Mettenberger against Washington ... Hauled in two catches for 46 yards and a 34-yard touchdown against North Texas.

CAREER HIGHS
 Receptions: 2, three times (Last: vs. North Texas, 2012)
 Yards: 46 vs. North Texas, 2012
 Touchdowns: 1, five times (Last: vs. Idaho, 2012)
 Long: 34 vs. North Texas, 2012

BOONE'S CAREER RECEIVING STATS

YEAR	G-GS	REC.	YDS.	TD	LONG
2010	13-0	4	52	0	24
2011	14-4	7	82	2	21
2012	3-0	4	95	3	34
TOTALS	30-4	15	229	5	34



88
Chase Clement
 Tight End
 6-5 • 265 • Sr. • 3L
 Thibodaux, La. (E.D. White)
 • 2012 Mackey Award Watch List

SENIOR SEASON (2012)
 Starting tight end for the Tigers ... Played in 43 games with 12 starts.

CAREER HIGHS
 Receptions: 2, twice (Last: at Alabama, 2011)
 Yards: 40 vs. Auburn, 2011
 Touchdowns: 1 at West Virginia, 2011
 Long: 27 vs. Auburn, 2011

CLEMENT'S CAREER RECEIVING STATS

YEAR	G-GS	REC.	YDS.	TD	LG
2009	13-0	0	0	0	0
2010	13-8	2	42	0	21
2011	14-1	7	96	1	27
2012	3-3	1	4	0	4
TOTALS	43-12	10	142	1	27



32
Jalen Collins
 Cornerback
 6-0 • 180 • Fr. • RS
 Olive Branch, Miss. (Olive Branch)

REDSHIRT FRESHMAN SEASON (2012)
 Recorded two PBUs on tipped passes that led to interceptions by Ronald Martin against Idaho ... Saw his first action as a Tiger in the season opener against North Texas ... Athletic defensive back who will see action at one of the cornerback positions in 2012 ... Came on strong in spring drills and was recipient of the "Most Improved" award.

CAREER HIGHS
 Total tackles: 3 vs. Idaho, 2012
 Tackles for loss: 0
 PBUs: 2 vs. Idaho, 2012
 Interceptions: 0

COLLINS' CAREER DEFENSIVE STATS

YEAR	G-GS	UT	AT	TT	TFL	SACKS	PBU	QBH	INT	FF	FR
2012	3-0	1	2	3	0-0	0	2	0	0	0	0
Totals	3-0	1	2	3	0-0	0	2	0	0	0	0



70

La'el Collins

Offensive Guard
6-5 • 321 • So. • 1L
Baton Rouge, La. (Redemptorist)

SOPHOMORE SEASON (2012)

Starting left guard ... Played 60 snaps and posted one knockdown versus Idaho ... Led the team with 5.5 knockdowns on 62 snaps against Washington ... Made his first career start against North Texas and earned three knockdowns in 36 snaps ... Saw action in 46 snaps on the offensive line in 2011 and posted five knockdown blocks.



44

J.C. Copeland

Fullback
6-1 • 272 • Jr. • 1L
LaGrange, Ga. (Troup County)

JUNIOR SEASON (2012)


Rushed for a touchdown in back-to-back games after he scored from one yard out versus Washington ... Scored his first career touchdown on a five-yard dive against North Texas ... A wrecking ball in the backfield for the Tigers who takes pride in blocking defensive linemen ... Listed as the starter at fullback after sharing time with James Stampley at the position last year ... A converted defensive lineman who enters just his second full season at fullback after making the move from defense to offense as a freshman.

CAREER HIGHS

Attempts: 4 vs. North Texas, 2012
Yards: 33 vs. North Texas, 2012
Touchdowns: 1, twice (Last: vs. Washington, 2012)
Long: 16 vs. North Texas, 2012

COPELAND'S CAREER RUSHING STATS

YEAR	G-GS	ATT.	YDS.	TD	LONG
2010	4-0	0	0	0	0
2011	14-4	2	0	0	0
2012	3-3	6	35	2	16
TOTALS	21-7	8	35	2	16



73

Chris Davenport

Offensive Tackle
6-4 • 320 • Jr. • 5Q
Mansfield, La. (Mansfield)

JUNIOR SEASON (2012)

Serves as the backup at left tackle ... Earned one knockdown on six snaps against Idaho ... Played at the end of the games against North Texas and Washington ... Made great strides in only one season as an offensive lineman after converting from a defensive tackle in spring 2011 ... Made three knockdowns in 30 snaps on the offensive line in 2011 ... One of the most active participants in community service events for the Tigers.



77

Josh Downs

Defensive Tackle
6-1 • 287 • Sr. • 3L
Bastrop, La. (Bastrop)

SENIOR SEASON (2012)


One of LSU's most experienced interior defensive linemen having played in 38 games ... Made his second career start against North Texas and finished with four tackles.

CAREER HIGHS

Total tackles: 4, twice (Last: vs. North Texas, 2012; First: vs. Auburn, 2009)
Tackles for loss: 1, four times (Last: at Vanderbilt, 2010)
Sacks: 1 vs. North Carolina, 2010

DOWN'S CAREER DEFENSIVE STATS

YEAR	G-GS	UT	AT	TT	TFL	SACKS	PBU	QBH	INT	FF	FR
2009	11-0	2	7	9	3.5-8	0	0	0	0	0	0
2010	12-0	2	8	10	2.0-12	1.0-9	0	0	0	0	0
2011	12-1	3	6	9	0.5-1	0	0	1	0	0	0
2012	3-2	0	5	5	0	0	0	0	0	0	0
TOTALS	38-3	7	26	33	6.0-10	1.0-9	0	1	0	0	0



68

Josh Dworaczynk

Offensive Lineman
6-6 • 300 • Sr. • 3L
New Iberia, La. (Catholic-New Iberia)

SENIOR SEASON (2012)

Took over the starting left tackle position after Chris Faulk went down before the Washington game ... Was in on 28 plays against Idaho and registered 1.5 knockdowns ... Recorded three knockdowns in 66 snaps making his first career start at left tackle against the Huskies ... Played in 31 snaps against North Texas and tallied 1.5 knockdowns ... Listed as the backup at left guard but can play all five positions across the line ... LSU's most experienced offensive lineman entering the 2012 season ... Granted a sixth year of eligibility by the NCAA after missing the entire 2011 season with a knee injury ... Has appeared in 40 career games ... A bright student in the classroom who has twice been named to the SEC Academic Honor Roll ... Has already earned his first undergraduate degree having done so in May 2011 and is currently pursuing a second degree in sports administration.



89

Lavar Edwards

Defensive End
6-5 • 258 • Sr. • 3L
Gretna, La. (Desire Street Academy)

SENIOR SEASON (2012)

Intercepted a pass and returned it 23 yards for a touchdown against Idaho and also made 0.5 TFL ... His INT for a TD against Idaho was the first pick-six for an LSU defensive lineman since Marcus Spears returned an INT 35 yards for a TD against Mississippi State in 2004 ... Recorded LSU's first sack of the season for a six-yard loss against Washington ... Made his 10th career start in the opener against North Texas and posted a tackle for a loss ... Will rotate at both defensive end positions as well as defensive tackle in certain packages.

CAREER HIGHS

Total tackles: 5 vs. Florida, 2009
Tackles for loss: 2 vs. Louisiana Tech, 2009
Sacks: 1, six times (Last: vs. Washington, 2012)
Interceptions: 1, twice (Last: vs. Idaho, 2012; First: vs. Ole Miss, 2010)

EDWARDS' CAREER DEFENSIVE STATS

YEAR	G-GS	UT	AT	TT	TFL	SACKS	PBU	QBH	INT	FF	FR
2009	12-1	9	14	23	4.5-21	2.5-16	2	1	0	1	0
2010	13-7	9	12	21	4.0-23	2.5-18	1	0	1-17	1	1-29
2011	14-1	9	17	26	4.5-16	1.0-5	2	2	0	0	1-0
2012	3-2	2	1	3	2.5-15	1.0-6	0	1	1-23	0	0
TOTALS	42-11	29	44	73	15.5-75	7.0-45	5	4	2-40	2	2-29



34

Micah Eugene

Safety
5-11 • 190 • Fr. • RS
Lafayette, La. (Acadiana HS)

REDSHIRT FRESHMAN SEASON (2012)

Earned a sack against Washington on his second career tackle and also tallied a PBU against the Huskies ... Played in his first game as a Tiger and made one tackle against North Texas ... Talented defensive back who will primarily backup Craig Loston at the strong safety position in 2012 ... A recipient of the "Most Improved" award for outstanding work during 2012 spring drills.

CAREER HIGHS

Total tackles: 3 vs. Washington, 2012
Tackles for loss: 1.0 vs. Washington, 2012
Sacks: 1.0 vs. Washington, 2012
Interceptions: 0

EUGENE'S CAREER DEFENSIVE STATS

YEAR	G-GS	UT	AT	TT	TFL	SACKS	PBU	QBH	INT	FF	FR
2012	3-0	5	1	6	1.0-8	1.0-8	1	0	0	0	0
TOTALS	3-0	5	1	6	1.0-8	1.0-8	1	0	0	0	0




76
Chris Faulk
 Offensive Tackle
 6-6 • 323 • Jr. • 2L
 Slidell, La. (Northshore)

- 2012 Lombardi Award Watch List
- 2012 Outland Trophy Watch List

JUNIOR SEASON (2012)

Suffered what appears to be a season-ending knee (right) injury during practice the week of the Washington game ... Was the returning starter at left tackle for LSU ... Has started 16 times in 26 career games played ... Played 67 snaps versus North Texas and posted 4.5 knockdowns ... One of the best offensive linemen in the Southeastern Conference ... Posted 73.5 knockdowns in 768 plays at left tackle in 2011 .



22
Ronnie Feist
 Linebacker
 6-2 • 230 • Fr. • HS
 Edgard, La. (West St. John)


TRUE FRESHMAN SEASON (2012)

Saw his first action against North Texas ... A top linebacker prospect who will bring the combination of speed and strength to the field for LSU ...

Graduated early and enrolled at LSU in spring 2012.

FEIST'S CAREER DEFENSIVE STATS

YEAR	G-GS	UT	AT	TT	TFL	SACKS	PBU	QBH	INT	FF	FR
2012	3-0	0	2	2	0	0	0	0	0	0	0
TOTALS	3-0	0	2	2	0	0	0	0	0	0	0



9
Ego Ferguson
 Defensive Tackle
 6-3 • 308 • So. • 1L
 Frederick, Md. (Hargrave (Va.) Military Academy)

SOPHOMORE SEASON (2012)

Registered half a tackle for a loss against Washington ... Serves as a backup at defensive tackle for the second straight season ... Possess tremendous size and strength and lends great depth.

CAREER HIGHS

Total tackles: 4 vs. Florida, 2011
 Tackles for loss: 0.5, twice (Last: vs. Washington, 2012; First: vs. Kentucky, 2011)
 Sacks: 0

FERGUSON'S CAREER DEFENSIVE STATS

YEAR	G-GS	UT	AT	TT	TFL	SACKS	INT	PBU	QBH	FF	FR
2011	13-0	3	10	13	0.5-0	0	0	1	0	0	0
2012	3-0	1	2	3	0.5-1	0	0	0	0	0	0
TOTALS	16-0	4	12	16	1.0-1	0	0	1	0	0	0



50
Reid Ferguson
 Long Snapper
 6-2 • 235 • Fr. • HS
 Buford, Ga. (Buford)

TRUE FRESHMAN SEASON (2012)

Handles all snapping duties for the Tigers ... Made his LSU debut against North Texas ... Graduated early from Buford High School and enrolled at LSU in spring 2012 ... An accurate and powerful long snapper with strong blocking ability.



42
Michael Ford
 Running Back
 5-10 • 216 • Jr. • 2L
 Leesville, La. (Leesville)

JUNIOR SEASON (2012)

Returned kickoffs for the first time in his career against Idaho and finished with three returns for 99 yards and a long of 42 ... Picked up 50 yards rushing on eight carries against North Texas ... One of the most experienced running backs on the squad ... Has played in 26 games with five career starts.

CAREER HIGHS

Attempts: 14 vs. Oregon, 2011
 Yards: 96, twice (Last: vs. Arkansas, 2011; First: vs. Oregon, 2011)
 Touchdowns: 2, four times (Last: at West Virginia, 2011)
 Long: 49 vs. Arkansas, 2011

FORD'S CAREER RUSHING STATS

YEAR	G-GS	ATT.	YDS.	TD	LG
2010	10-2	45	244	3	36 (TD)
2011	14-3	127	756	7	49
2012	2-0	18	98	0	12
TOTALS	26-5	190	1,098	10	49

FORD'S CAREER RECEIVING STATS

YEAR	G-GS	REC.	YDS.	TD	LG
2010	10-2	2	30	1	27
2011	14-3	4	10	0	6
2012	2-0	0	0	0	0
TOTALS	26-5	6	40	1	27

FORD'S CAREER KICKOFF RETURN STATS

YEAR	NO.	YDS.	AVG.	TD	LG
2010	0	0	0	0	0
2011	0	0	0	0	0
2012	3	99	33.0	0	42
TOTALS	3	99	33.0	0	42



30
James Hairston
 Kickoff/Placekicker
 6-1 • 220 • So. • 1L
 Dallas, Texas (Jesuit College Prep School)

SOPHOMORE SEASON (2012)


Possesses a strong leg and serves as the kickoff specialist for the second straight season ... Has produced 29 touchbacks in his career, including 13 in 2012 ... Set career highs with 10 kickoffs and 642 kickoff yards against Idaho, including four touchbacks ... Kicked off eight times against North Texas with four touchbacks with an average of 62.5 yards (reaching the three-yard line).

CAREER HIGHS

Kickoffs: 10 vs. Idaho, 2012
 Kickoff Yards: 642 vs. Idaho, 2012
 Kickoff Avg.: 67.3 at Tennessee, 2011
 Touchbacks: 5, twice (Last: vs. Washington, 2012; First: vs. Arkansas, 2011)

HAIRSTON'S CAREER KICKOFF STATS

YEAR	G-GS	NO.	YDS.	AVG.	TB	OB
2011	11-0	70	4,601	65.7	16	0
2012	3-0	26	1,651	63.5	13	0
TOTALS	14-0	96	6,252	65.1	29	0



33
Jeremy Hill
 Running Back
 6-2 • 235 • Fr. • HS
 Baton Rouge, La. (Redemptorist)

TRUE FRESHMAN SEASON (2012)

Saw his first action as a Tiger against Idaho and rushed 10 times for 61 yards and two touchdowns ... Performed well in fall camp and is expected to see

playing time in a loaded and talented backfield ... The biggest of LSU's running backs, he is a force between tackles ... One of the top running backs coming out of Louisiana in 2010.

HILL'S CAREER RUSHING STATS

YEAR	G-GS	ATT.	YDS.	TD	LG
2012	1-0	10	61	2	16
Totals	1-0	10	61	2	16



27
Kenny Hilliard
 Running Back
 6-0 • 231 • So. • 1L
 Patterson, La. (Patterson)

SOPHOMORE SEASON (2012)

The SEC leader in scoring with six touchdowns through three games, an average of 12.0 points per game ... Ranks third in the SEC in rushing at

101.0 yards per game ... Has produced 14 rushing touchdowns in only 16 career games played and is averaging a rushing TD every 7.1 carries ... Recorded three straight multi-rushing touchdown games, becoming the first LSU player to do it since LaBrandon Toefield in 2001 (3 vs. Ala, 2 vs. Middle Tenn., 3 vs. Ark) ... Became the first LSU RB to rush for 2 TDs in each of the first three games of the season since Charles Alexander in 1978 ... Cracked the century mark rushing for the second time this season and third in his career with 116 yards and two touchdowns against Idaho ... Ran for two TDs and 46 yards against Washington ... Rushed for a career-high 141 yards and 2 TDs on 13 carries against North Texas ... Joined with Alfred Blue to become the first duo of LSU running backs each to eclipse 100 yards rushing in a season opener since 1982 ... Nephew of former LSU and New Orleans Saints standout running back Dalton Hilliard.

CAREER HIGHS

Attempts: 19 vs. Arkansas, 2011

Yards: 141 vs. North Texas, 2012

Touchdowns: 2, six times (Last: vs. Idaho, 2012; First: vs. Auburn, 2011)

Long: 71 vs. Idaho, 2012

HILLIARD'S CAREER RUSHING STATS

YEAR	G-GS	ATT.	YDS.	TD	LG
2011	13-0	62	336	8	25
2012	3-0	37	303	6	71
Totals	16-0	99	639	14	71

HILLIARD'S CAREER RECEIVING STATS

YEAR	G-GS	REC.	YDS.	TD	LG
2011	13-0	3	13	1	8
2012	3-0	0	0	0	0
Totals	16-0	3	13	1	8



72
Alex Hurst
 Offensive Tackle
 6-6 • 331 • Sr. • 3L
 Bartlett, Tenn. (Arlington)

- 2012 Lombardi Award Watch List
- 2012 Outland Trophy Watch List

SENIOR SEASON (2012)

A starter in 27 career games with appearances in 38 contests ... Starter at right tackle for the third-straight year ... Started at right tackle and saw time at left tackle for the first time in his career after starter Josh Dworaczky left the game against Idaho, and he finished with four knockdowns in 60 snaps ... Posted 2.5 knockdowns in 66 plays versus Washington ... Opened the 2012 season with 5.5 knockdowns in 58 plays against North Texas ... Finished the 2011 season with 71.5 knockdowns in 811 plays ... Holds a career high with 10.5 knockdowns in 75 plays versus Arkansas in 2011.



84
Nic Jacobs
 Tight End
 6-5 • 265 • So. • SQ
 Many, La. (Many)


SOPHOMORE SEASON (2012)

Has seen action in 13 career games ... Enters the 2012 season in the playing rotation along with Chase Clement at tight end ... Served as a backup tight

end and special teams contributor as a redshirt freshman.

JACOBS' CAREER RECEIVING STATS

YEAR	G-GS	REC.	YDS.	TD	LG
2011	10-0	0	0	0	0
2012	3-0	0	0	0	0
Totals	13-0	0	0	0	0



90
Anthony Johnson
 Defensive Tackle
 6-3 • 304 • So. • 1L
 New Orleans, La. (O. Perry Walker)

SOPHOMORE SEASON (2012)

Has played in 17 games with one start ... Made the first start of his career against Idaho and led the team with 1.5 TFLs and added five tackles ...

Earned half a tackle for a loss versus Washington ... Made his presence known against North Texas when he earned a half tackle for a loss, a PBU and a QB hurry ... Tremendous talent who will play in the defensive tackle rotation in 2012.

CAREER HIGHS

Total tackles: 5 vs. Idaho, 2012

Tackles for loss: 2.0 at Mississippi State, 2011

Sacks: 1.0 at Mississippi State, 2011

JOHNSON'S CAREER DEFENSIVE STATS

YEAR	G-GS	UT	AT	TT	TFL	SACKS	PBU	QBH	INT	FF	FR
2011	14-0	6	6	12	3.0-10	1.0-5	0	0	0	0	0
2012	3-1	4	7	11	2.5-4	0	1	1	0	0	0
Totals	17-1	10	13	23	5.5-14	1.0-5	1	1	0	0	0



45
Deion Jones
 Linebacker
 6-2 • 202 • Fr. • HS
 New Orleans, La. (Jesuit)

TRUE FRESHMAN SEASON (2012)

Posted a tackle for a loss and a quarterback hurry in his first game as a Tiger against North Texas ... Backup at the Will linebacker who sees significant action on special teams ... Highly regarded linebacker out of New Orleans ... Goes by the nickname "Debo."

CAREER HIGHS


Total tackles: 2, three times (Last: vs. Idaho, 2012; First: vs. North Texas, 2012)

Tackles for loss: 1.0 vs. North Texas, 2012

Sacks: 0

JONES' CAREER DEFENSIVE STATS

YEAR	G-GS	UT	AT	TT	TFL	SACKS	PBU	QBH	INT	FF	FR
2012	3-0	2	4	6	1.0-7	0	0	1	0	0	0
Totals	3-0	2	4	6	1.0-7	0	0	1	0	0	0



38

Jamie Keehn

Punter
6-4 • 222 • Fr. • HS
Queensland, Australia (The Rock Hampton GS)

TRUE FRESHMAN SEASON (2012)

Filled in for an injured Brad Wing against North Texas and punted three times for an average 41 yards with a long of 51 and one punt inside the 20-yard line


... Did not play football in high school ... Spent time at Prokick Australia where he developed his punting ability after high school.

KEEHN'S CAREER HIGHS

Punts: 3 vs. North Texas, 2012
Punting Yards: 123 vs. North Texas, 2012
Punting Avg.: 41.0 vs. North Texas, 2012
Long: 51 vs. North Texas, 2012

KEEHN'S CAREER PUNTING TOTALS

YEAR	NO.	YDS.	AVG.	LG	I20	TB	50+
2012	3	123	41.0	51	1	0	1
Totals	3	123	41.0	51	1	0	1



80

Jarvis Landry

Wide Receiver
6-1 • 195 • So. • 1L
Lutcher, La. (Lutcher)

SOPHOMORE SEASON (2012)

LSU's leading receiver with 14 receptions on the season ... Scored the first touchdown of his career on a seven-yard pass from Zach Mettenberger against Idaho and finished with five catches for 35 yards ... Led all receivers with a career-high eight receptions and 82 yards against North Texas ... Will start in three wide receiver sets and will contribute heavily on special teams, including kickoff returns and coverage ... Fantastic receiver with outstanding hands, great route-running ability and solid speed.

CAREER HIGHS

Receptions: 8 vs. North Texas, 2012
Yards: 82 vs. North Texas, 2012
Long: 33 vs. North Texas, 2012
Touchdowns: 1 vs. Idaho, 2012

LANDRY'S CAREER RECEIVING STATS

YEAR	G-GS	REC.	YDS.	TD	LG
2011	14-1	4	43	0	20
2012	3-0	14	137	1	33
Totals	17-1	18	180	1	33



18

Bennie Logan

Defensive Tackle
6-3 • 295 • Jr. • 2L
Coushatta, La. (Red River)

• 2012 Outland Trophy Watch List

JUNIOR SEASON (2012)

Tied his career high and led the team with six tackles, including 0.5 TFL, against Idaho ... Recorded a TFL and a QB hurry against Washington ... Opened the season with three tackles and a PBU against North Texas ... Starter at defensive tackle for the second straight year ... One of the leaders of the team ... Will carry on the tradition of the No. 18 jersey that goes to the player that represents the best of what it means to be an LSU Tiger by showing dedication and hard work in every aspect of being a student-athlete.

CAREER HIGHS

Total tackles: 6, twice (Last: vs. Idaho, 2012; First: vs. Western Kentucky, 2011)
Tackles for loss: 3.0 at Mississippi State, 2011
Sacks: 1.0, three times (Last: vs. Alabama, 2012 BCS National Championship Game)

LOGAN'S CAREER DEFENSIVE STATS

YEAR	G-GS	UT	AT	TT	TFL	SACKS	PBU	QBH	INT	FF	FR
2010	3-0	1	4	5	0.5-1	0	0	0	0	0	0
2011	14-13	22	35	57	6.5-17	3.0-13	1	1	0	1	0
2012	3-3	4	7	11	1.5-2	0	1	1	0	0	0
Totals	20-16	27	46	73	8.5-20	3.0-13	2	2	0	1	0



64

P.J. Lonergan


Center
6-4 • 305 • Sr. • 3L
New Orleans, La. (Rummel)

• 2012 Rimington Trophy Watch List

One of the top centers in college football in 2012 ... Is in his third season as starting center ... LSU is 24-4 in games in which he starts ... One of the strongest players ever to play at LSU as he holds the school record in the clean with a 374-pound lift ... Has a career high of 14.5 knockdowns that he recorded in the 2011 season opener against Oregon ... Played in 32 games during his career with 28 starts.

SENIOR SEASON (2012)

Tallied 2.5 knockdowns in 21 plays against Idaho ... Earned 2.5 knockdowns in 54 plays versus Washington ... Played 67 snaps and tallied 3.5 knockdowns against North Texas in the opener ... Saw action in 677 snaps with 65.5 knockdowns in 2011.



6

Craig Loston

Safety
6-2 • 205 • Jr. • 2L
Aldine, Texas (Eisenhower)

JUNIOR SEASON (2012)

Did not play against Idaho ... Posted six tackles against North Texas ... A hard-hitting defender who is the starter at strong safety.

CAREER HIGHS

Total tackles: 7 vs. Auburn, 2011
Tackles for loss: 1 vs. Ole Miss, 2010
Interceptions: 1 vs. ULM, 2010

LOSTON'S CAREER DEFENSIVE STATS

YEAR	G-GS	UT	AT	TT	TFL	SACKS	PBU	QBH	INT	FF	FR
2010	13-2	12	10	22	1.0-3	0	2	0	1-11	0	0
2011	10-0	8	6	14	0	0	1	0	0	1	0
2012	2-2	2	5	7	0	0	0	0	0	0	0
Totals	25-4	22	21	43	1.0-3	0	3	0	1-11	1	0



14

Terrence Magee

Wide Receiver/Running Back
5-9 • 212 • So. • SQ
Franklinton, La. (Franklinton)

SOPHOMORE SEASON (2012)

Made his first career reception for seven yards against Idaho ... Made the transition to wide receiver during fall camp but can also line up in the backfield ... Dealt with nagging injuries a year ago but is ready to contribute more as a sophomore.

RUSHING CAREER HIGHS

Attempts: 12 vs. Kentucky, 2011
Yards: 55 at Ole Miss, 2011
Touchdowns: 1 vs. Kentucky, 2011
Long: 35 at Ole Miss, 2011

RECEIVING CAREER HIGHS

Receptions: 1 vs. Idaho, 2012
Yards: 7 vs. Idaho, 2012
Long: 7 vs. Idaho, 2012
Touchdowns: 0

MAGEE'S CAREER RUSHING STATS

YEAR	G-GS	ATT.	YDS.	TD	LG
2011	5-0	27	133	1	35
2012	3-0	0	0	0	0
Totals	8-0	27	133	1	35

MAGEE'S CAREER RECEIVING STATS

YEAR	G-GS	REC.	YDS.	TD	LG
2011	5-0	0	0	0	0
2012	3-0	1	7	0	7
Totals	8-0	1	7	0	7



26

Ronald Martin

Safety
6-1 • 202 • So. • 1L
White Castle, La. (White Castle)

SOPHOMORE SEASON (2012)

Recorded two interceptions, including one he returned 45 yards for a touchdown, as well as five tackles and 0.5 TFL in his first career start against Idaho ... Opened the season against North Texas with half a tackle for a loss ... Talented athlete who heads into the 2012 season as the backup to Eric Reid at true safety ... Saw action late in the year as a true freshman.

CAREER HIGHS

Total tackles: 5 vs. Idaho, 2012
Tackles for loss: 0.5, twice (Last: vs. Idaho, 2012; First: vs. North Texas, 2012)
Interceptions: 2 vs. Idaho, 2012

MARTIN'S CAREER DEFENSIVE STATS

YEAR	G-GS	UT	AT	TT	TFL	SACKS	PBU	QBH	INT	FF	FR
2011	3-0	2	1	3	0	0	2	0	0	0	0
2012	3-1	5	2	7	1.0-1	0	0	0	2-45	0	0
Totals	6-1	7	3	10	1.0-1	0	2	0	2-45	0	0



8

Zach Mettenberger

Quarterback
6-5 • 230 • Jr. • 1L
Watkinsville, Ga. (Butler (Kan.) Comm. College)

Takes over as the starting quarterback for LSU after spending last season as the No. 3 QB ... Has developed into a team leader with a great command of the offense ... Spent one year at Georgia before transferring to Butler (Kan.)

Community College for the 2010 season ... Played one season at Butler Community College leading him team to an 11-1 record and a berth in the JUCO National Championship Game ... Has played in eight games at LSU with three starts.

JUNIOR SEASON (2012)

Registered his first multi-touchdown game of his LSU career, finishing 17-22 for 222 yards, two TDs and one INT against Idaho ... Completed 12-18 passes for 195 yards and a touchdown against Washington ... Made his first career start for LSU against North Texas and finished 19-26 for 192 yards with one touchdown and one interception ... His 19 completions are the second most by an LSU quarterback making his first start dating back to 1980.

CAREER HIGHS

Attempts: 26 vs. North Texas, 2012
Completions: 19 vs. North Texas, 2012
Yards: 222 vs. Idaho, 2012
Touchdowns 2 vs. Idaho, 2012

METTENBERGER'S CAREER PASSING TOTALS

YEAR	G-GS	COMP.-ATT.-INT.	YDS.	TD	LG
2011	5-0	8-11-0	92	1	24
2012	3-3	48-66-2	609	4	46
Totals	8-3	56-77-2	701	5	46



28

Jalen Mills

Cornerback
6-0 • 185 • Fr. • HS
DeSoto, Texas (DeSoto)

• 2012 SEC Freshman of the Week (vs. Washington)

TRUE FRESHMAN SEASON (2012)


Made his second interception in as many games and tied for the team lead in tackles with six against Idaho ... Earned SEC Freshman of the Week honors after he made his first career interception and finished with seven tackles and a PBU against Washington ... Earned his first start against North Texas and tallied four tackles ... Showed tremendous ability to pick up the defense and make plays in fall camp ... Took over as a starting cornerback after the dismissal of Tyrann Mathieu.

CAREER HIGHS

Total tackles: 7 vs. Washington, 2012
Interceptions: 1, twice (Last: vs. Idaho, 2012; First: vs. Washington, 2012)
Pass Breakups: 1 vs. Washington, 2012

MILLS' CAREER DEFENSIVE STATS

YEAR	G-GS	UT	AT	TT	TFL	SACKS	PBU	QBH	INT	FF	FR
2012	3-3	12	5	17	0	0	1	0	2-18	0	0
Totals	3-3	12	5	17	0	0	1	0	2-18	0	0



49

Barkevious Mingo

Defensive End
6-5 • 240 • Jr. • 2L
West Monroe, La. (West Monroe)

- 2012 Bednarik Award Watch List
- 2012 Nagurski Watch List
- 2012 Lombardi Award Watch List
- 2012 Ted Hendricks Award Watch List

One of the top defensive ends in the country with exceptional quickness and tenacity to get to the quarterback ... Tremendous leadership qualities and was honored with the Tigers' most prestigious spring award in 2012, the Jimmy Taylor Award for outstanding leadership, effort and performance ... Has tallied 21.5 tackles for a loss in his career ... Has played in 30 games with seven starts.

JUNIOR SEASON (2012)


Earned a PBU and a QB hurry versus Washington ... Made his sixth career start against North Texas and tallied six tackles, one TFL and one QB hurry ... Is the full-time starter at left defensive end after splitting time with Kendrick Adams in 2011.

CAREER HIGHS

Total tackles: 8 vs. Western Kentucky, 2011
Tackles for loss: 3.0 vs. Arkansas, 2011
Sacks: 2.0, twice (Last: vs. Arkansas, 2011; First: vs. Auburn, 2011)

MINGO'S CAREER DEFENSIVE STATS

YEAR	G-GS	UT	AT	TT	TFL	SACKS	PBU	QBH	INT	FF	FR
2010	13-1	18	17	35	5.5-41	2.5-21	6	4	0	2	1-0
2011	14-4	21	25	46	15.0-93	8.0-60	2	11	0	1	0
2012	3-2	4	4	8	1.0-4	0	1	2	0	0	0
Totals	30-7	43	46	89	21.5-138	10.5-81	9	17	0	3	1-0



46

Kevin Minter

Linebacker
6-2 • 245 • Jr. • 2L
Suwanee, Ga. (Peachtree Ridge)

• 2012 Butkus Award Watch List

JUNIOR SEASON (2012)

Leads the team with 21 total tackles and ranks ninth in the SEC with 3.0 tackles for a loss ... Tied for the team lead with six tackles against Idaho and added 1.5 TFLs ... Tallied nine tackles, 0.5 TFLs and two PBUs against Washington ... Compiled six tackles, one tackle for a loss and one PBU against North Texas ... Starting middle linebacker for the second straight year ... Leader of an otherwise young group of linebackers.

CAREER HIGHS

Total tackles: 11 vs. Western Kentucky, 2011
Tackles for loss: 1.5 vs. Idaho, 2012
Sacks: 1.0 vs. Alabama, 2012 BCS National Championship Game

MINTER'S CAREER DEFENSIVE STATS

YEAR	G-GS	UT	AT	TT	TFL	SACKS	PBU	QBH	INT	FF	FR
2010	11-0	5	10	15	0	0	0	0	0	0	0
2011	14-11	21	40	61	3.5-15	1.0-7	1	0	0	1	1-0 (TD)
2012	3-3	7	14	21	3.0-6	0	3	0	0	0	0
Totals	28-14	33	64	97	6.5-21	1.0-7	4	0	0	1	1-0 (TD)



99
Sam Montgomery
 Defensive End
 6-5 • 260 • Jr. • 2L
 Greenwood, S.C. (Greenwood)

- 2012 SEC Co-Defensive Lineman of the Week (vs. Wash.)
- 2012 Bednarik Award Watch List
- 2012 Nagurski Award Watch List
- 2012 Lombardi Award Watch List
- 2012 Ted Hendricks Award Watch List

One of college football's most dominant defensive ends ... A returning first-team All-American who teams with Barkevious Mingo to form one of the nation's most terrorizing defensive end tandems ... Has tallied 22.0 tackles for a loss in his career ... Has played in 22 games with 18 starts.

JUNIOR SEASON (2012)

Tallied one tackle for a loss against Idaho ... Picked up SEC Co-Defensive Lineman of the Week recognition after he provided constant pressure on Washington, finishing with three QB hurries, one sack and 1.5 TFL ... Appeared in the opener against North Texas but did not record a statistic ... Listed as the starting right defensive end.

CAREER HIGHS

Total tackles: 6, five times (Last: at Alabama, 2011)
 Tackles for loss: 2.0, four times (Last: vs. Arkansas, 2011)
 Sacks: 2.0 at Alabama, 2011

MONTGOMERY'S CAREER DEFENSIVE STATS

YEAR	G-GS	UT	AT	TT	TFL	SACKS	PBU	QBH	INT	FF	FR
2010	5-5	6	12	18	6.0-25	2.0-16	0	0	0	0	0
2011	14-11	23	26	49	13.5-63	9.0-55	0	1	0	1	0
2012	3-2	2	5	7	2.5-6	1.0-3	0	3	0	0	0
Totals	22-18	31	43	74	22.0-94	12.0-74	0	4	0	1	0



52
Luke Muncie
 Linebacker
 6-3 • 210 • Jr. • 2L
 Klein, Texas (Oak)

JUNIOR SEASON (2012)


Recorded a tackle for a loss versus Washington ... Made the first start of his career against North Texas and tallied a career-high four tackles ... Talented linebacker who is the starting Sam linebacker ... Stood out on special teams coverage as a sophomore ... Seen action in 22 career games.

CAREER HIGHS

Total tackles: 4 vs. North Texas, 2012
 Tackles for loss: 1.0 vs. Washington, 2012
 Sacks: 0

MUNCIE'S CAREER DEFENSIVE STATS

YEAR	G-GS	UT	AT	TT	TFL	SACKS	PBU	QBH	INT	FF	FR
2010	6-0	0	2	2	0	0	0	0	0	0	0
2011	14-0	6	7	13	0.5-0	0	1	0	0	0	0
2012	3-3	3	4	7	1.0-2	0	0	0	0	0	0
Totals	23-3	9	13	22	1.5-2	0	1	0	0	0	0




43
Connor Neighbors
 Fullback
 5-11 • 236 • So. • 5Q
 Huntsville, Ala. (Huntsville)

SOPHOMORE SEASON (2012)

Played in eight games during his career with no starts ... Made his first career carry against Washington and picked up five yards ... Sophomore who will see playing time behind J.C. Copeland at fullback ... Good blocker who is extremely strong and aggressive.

NEIGHBORS' CAREER RUSHING STATS

YEAR	G-GS	ATT.	YDS.	TD	LG
2010	1-0	0	0	0	0
2011	4-0	0	0	0	0
2012	3-0	1	5	0	5
Totals	8-0	1	5	0	5



35
Lorenzo Phillips
 Linebacker
 6-2 • 215 • Fr. • HS
 Patterson, La. (Patterson)

TRUE FRESHMAN SEASON (2012)

Made his first appearance as a Tiger against North Texas but did not record a stat ... Another in a group of athletic freshmen linebackers ... Listed as third string at the Will linebacker spot.

PHILLIPS' CAREER DEFENSIVE STATS

YEAR	G-GS	UT	AT	TT	TFL	SACKS	PBU	QBH	INT	FF	FR
2012	3-0	0	0	0	0	0	0	0	0	0	0
Totals	3-0	0	0	0	0	0	0	0	0	0	0



55
Elliott Porter
 Center
 6-4 • 300 • So. • 5Q
 Waggaman, La. (Kentucky)

SOPHOMORE SEASON (2012)

Made his first career start at center against Idaho and made two knockdowns in 39 snaps ... Saw action at center in 15 plays and recorded one knockdown against Washington ... Played his first snaps as a Tiger late in the opener against North Texas ... Established himself as the backup at center entering the season ... Transferred to LSU in 2011 after enrolling at Kentucky as a freshman in 2010 ... Sat out the 2011 season due to NCAA transfer rules.



59
Jermauria Rasco
 Defensive Line
 6-3 • 255 • So. • 1L
 Shreveport, La. (Evangel Christian)

SOPHOMORE SEASON (2012)

Posted 0.5 TFL against Idaho ... Forced a fumble and made a tackle for a loss against North Texas in the opener ... Will rotate in to the game behind Barkevious Mingo at defensive end ... Gifted pass rusher who is extremely athletic.

CAREER HIGHS

Total tackles: 4 vs. Florida, 2011
 Tackles for loss: 1.0, four times (Last: vs. North Texas, 2012)
 Sacks: 1.0, twice (Last: vs. Georgia, 2011; First: vs. Auburn, 2011)

RASCO'S CAREER DEFENSIVE STATS

YEAR	G-GS	UT	AT	TT	TFL	SACKS	PBU	QBH	INT	FF	FR
2011	9-0	10	7	17	3.5-21	2.0-17	0	0	0	0	0
2012	3-0	1	2	3	1.5-2	0	0	0	0	1	0
Totals	12-0	11	9	20	5.0-23	2.0-17	0	0	0	1	0



1
Eric Reid

Safety
6-2 • 212 • Jr. • 2L
Geismar, La. (Dutchtown)

- 2012 Bednarik Watch List
- 2012 Nagurski Award Watch List
- 2012 Thorpe Award Watch List

One of the nation's premier safeties who is a leader on and off the field for the Tigers ... A strong athlete who uses his size and instincts on the field to put himself in a position to make plays ... Tied for the team lead in tackles with 76 in 2011 ... Named to the watch list for several distinguished postseason awards ... Has made 19 starts in 29 games played.

JUNIOR SEASON (2012)


Ranks fourth in the SEC with four passes defended ... Tallied another PBU with four tackles against Idaho ... Recorded a PBU against Washington ... Posted seven tackles, an interception and a PBU against North Texas ... Starter at free safety for the second straight season.

CAREER HIGHS

Total tackles: 11 vs. Alabama, 2012 BCS National Championship Game
Tackles for loss: 1.0, three times (Last: at Alabama, 2011)
Interceptions: 1, five times (Last: vs. North Texas, 2012)

REID'S CAREER DEFENSIVE STATS

YEAR	G-GS	UT	AT	TT	TFL	SACKS	PBU	QBH	INT	FF	FR
2010	13-3	14	18	32	1.5-2	0	1	0	2-65	0	0
2011	13-13	53	23	76	2.0-10	0	3	0	2-10	2	1-3
2012	3-3	6	7	13	0	0	3	0	1-0	0	0
Totals	29-19	73	48	121	3.5-12	0	7	0	5-75	2	1-3



17
Stephen Rivers

Quarterback
6-8 • 225 • Fr. • RS
Athens, Ala. (Athens)

REDSHIRT FRESHMAN SEASON (2012)


Threw the first pass of his career against Idaho but it was incomplete ... Saw his first action as a Tiger against North Texas, rushed for two yards and did not throw a pass ... Talented quarterback who is the backup at quarterback behind Zach Mettenberger ... Comes from a great football family as the son of a high school football coach and brother of San Diego Chargers quarterback Philip Rivers ... Has gained over 30 pounds since joining the Tigers a year ago ... Nicknamed "Moon" as in Moon River by quarterback coach Steve Kragthorpe.

CAREER HIGHS

Attempts: 1 vs. Idaho, 2012
Completions: 0
Yards: 0
Touchdowns: 0

RIVERS' CAREER PASSING TOTALS

YEAR	G-GS	COMP.-ATT.-INT.	YDS.	TD	LG
2012	3-0	0-1-0	0	0	0
Totals	3-0	0-1-0	0	0	0



39
Jerqwinick Sandolph

Safety
6-2 • 190 • Fr. • HS
Boutte, La. (Hahnville)


TRUE FRESHMAN SEASON (2012)

Picked up two tackles against Idaho ... Made his first career appearance as a Tiger against North Texas and saw extensive action on special teams ...

Talented defensive back who projects as a safety at LSU.

SANDOLPH'S CAREER DEFENSIVE STATS

YEAR	G-GS	UT	AT	TT	TFL	SACKS	PBU	QBH	INT	FF	FR
2012	3-0	1	1	2	0	0	0	0	0	0	0
Totals	3-0	1	1	2	0	0	0	0	0	0	0



10
Russell Shepard

Wide Receiver
6-1 • 195 • Sr. • 3L
Houston, Texas (Cypress Ridge)

Multi-threat player who has settled in at wide receiver ... Senior leader of a talented group of receivers ... Lined up at three positions - quarterback, running back, and wide receiver - during his first two years with the Tigers ... Came to LSU as the nation's top dual-threat quarterback as a senior in high school in 2008 ... Played in 39 games during his career, starting 14 times.

SENIOR SEASON (2012)

Set a career high with 68 yards receiving on three catches against Idaho and added 24 rushing yards on three carries ... Made one catch for 11 yards against North Texas ... Listed behind Odell Beckham Jr. at the X position.

CAREER RECEIVING HIGHS

Receptions: 7 vs. McNeese State, 2010
Yards: 68 vs. Idaho, 2012
Touchdowns: 1, five times (Last: vs. Arkansas, 2011)
Long: 37 vs. Florida, 2011

CAREER RUSHING HIGHS

Attempts: 7 at Vanderbilt, 2010
Yards: 71 vs. Auburn, 2009
Touchdowns: 1, four times (Last: at Vanderbilt, 2010)
Long: 69 vs. Auburn, 2009

SHEPARD'S CAREER RECEIVING STATS

YEAR	G-GS	REC.	YDS.	TD	LG
2009	12-0	5	34	0	13
2010	13-9	33	249	1	22
2011	11-4	14	190	4	37
2012	3-1	4	79	0	33
Totals	39-14	56	552	5	37

SHEPARD'S CAREER RUSHING TOTALS

YEAR	G-GS	ATT.	YDS.	TD	LG
2009	12-0	45	294	2	69
2010	13-9	32	226	2	50
2011	11-4	7	52	0	18
2012	3-1	4	19	0	18
Totals	39-14	88	591	4	69



24
Tharold Simon

Cornerback
6-3 • 193 • Jr. • 2L
Eunice, La. (Eunice)

JUNIOR SEASON (2012)


Tallied a PBU versus Washington ... Made his third career start against North Texas ... Exceptional cover corner with great size and quickness who ranks among the best in the SEC ... Takes over for the departed Morris Claiborne as the full-time starter at corner.

CAREER HIGHS

Total tackles: 8, twice (Last: at Mississippi State, 2011)
Tackles for loss: 1.0, twice (Last: at West Virginia, 2011)
PBUs: 3 vs. Oregon, 2011
Interceptions: 1, three times (Last: vs. Georgia, 2011)

SIMON'S CAREER DEFENSIVE STATS

YEAR	G-GS	UT	AT	TT	TFL	SACKS	PBU	QBH	INT	FF	FR
2010	8-0	3	6	9	0	0	3	0	1-0	0	0
2011	13-2	30	12	42	2.5-5	0	10	1	2-(-2)	1	0
2012	3-3	5	3	8	0	0	1	0	0	0	0
Totals	24-5	38	21	59	2.5-5	0	14	1	3-(-2)	1	0



12
Corey Thompson
 Safety
 6-2 • 210 • Fr. • HS
 Missouri City, Texas (Fort Bend Elkins)

TRUE FRESHMAN SEASON (2012)
 Made the first tackles of his career against Washington ... Saw his first career action against North Texas ... Will see playing time at safety and special teams ... An aggressive and physical defensive player that is versatile and quick on the pursuit.

THOMPSON'S CAREER DEFENSIVE STATS

YEAR	G-GS	UT	AT	TT	TFL	SACKS	PBU	QBH	INT	FF	FR
2012	3-0	2	1	3	0	0	0	0	0	0	0
Totals	3-0	2	1	3	0	0	0	0	0	0	0



11
Spencer Ware
 Running Back
 5-11 • 225 • Jr. • 2L
 Cincinnati, Ohio (Princeton)

JUNIOR SEASON (2012)
 Did not play against Idaho ... Rushed eight times for 38 yards and threw an incomplete pass against Washington ... Will be limited early on after being injured much of fall camp ... The most experienced running back on the squad with appearances in 26 games and 10 career starts.

CAREER RUSHING HIGHS
 Attempts: 26 vs. Oregon, 2011
 Yards: 109 vs. Florida, 2011
 Touchdowns: 2, twice (Last: vs. Florida, 2011)
 Long: 35 at Ole Miss, 2011


CAREER RECEIVING HIGHS
 Receptions: 3, twice (Last: at West Virginia, 2011)
 Yards: 29 at Arkansas, 2010
 Touchdowns: 1 at Tennessee, 2011
 Long: 29 at Arkansas, 2010

WARE'S CAREER RUSHING STATS

YEAR	G-GS	ATT.	YDS.	TD	LG
2010	11-0	24	175	1	26
2011	13-10	177	707	8	35
2012	2-0	8	38	0	9
Totals	26-10	209	920	9	35


WARE'S CAREER RECEIVING STATS

YEAR	G-GS	REC.	YDS.	TD	LG
2010	11-0	10	101	0	29
2011	13-10	11	73	1	13
2012	2-0	1	9	0	9
Totals	26-10	22	183	1	29



74
Josh Williford
 Guard
 6-7 • 332 • Jr. • 2L
 Dothan, Ala. (Houston Academy)

JUNIOR SEASON (2012)
 Played in 28 games during his career, starting 16 times (15 at right guard, 1 at left guard) ... Led the team with six knockdowns in 59 snaps against Idaho ... Produced 3.5 knockdowns in 66 snaps versus Washington ... Started at right guard against North Texas and led all offensive linemen with 7.5 knockdowns in 67 snaps ... Holds a career high of 8.5 knockdowns he earned against Florida in 2011 ... Played 511 snaps with 42 knockdowns in 2011 ... Tallied 23 knockdowns in 249 offensive snaps in 2010.



38
Brad Wing
 Punter
 6-3 • 197 • So. • 1L
 Melbourne, Australia (Parkview Baptist)

• 2012 Ray Guy Award Watch List

One of the nation's elite punters ... A left-footed punter who can boot it with either foot ... A product of Australian Rules football ... In 2011 became only the second LSU player in history to earn first-team All-America honors as a punter ... Ranks first in LSU career punting average at 44.9 yards a punt ... Has placed 31 of his 67 career punts (46 percent) inside the opponent's 20-yard line with only seven touchbacks.

SOPHOMORE SEASON (2012)
 Averaged 45.2 yards a punt on five punts against Idaho, placing three inside the 20 ... Set a career high with a 54.3-yard average on three punts against Washington, placing one inside the 20 with a long of 62 ... Missed the season opener with a minor injury.

WING'S CAREER HIGHS
 Punts: 9 vs. Alabama, 2012 BCS National Championship Game
 Punting Yards: 411 vs. Alabama, 2012 BCS National Championship Game
 Punting Avg.: 54.3 vs. Washington, 2012
 Long: 73 at Alabama, 2011

WING'S CAREER PUNTING TOTALS

YEAR	NO.	YDS.	AVG.	LG	I20	TB	50+
2011	59	2,618	44.4	73	27	5	20
2012	8	389	48.6	62	4	2	3
Totals	67	3,007	44.9	73	31	7	23



82
James Wright
 Wide Receiver
 6-2 • 203 • Jr. • 2L
 Belle Chasse, La. (Belle Chasse)

JUNIOR SEASON (2012)
 Did not play against Idaho ... Set a career high with five receptions for 75 yards against Washington ... Earned his third career start and made two blocking receivers on the team.

CAREER HIGHS
 Receptions: 5 vs. Washington, 2012
 Yards: 75 vs. Washington, 2012
 Touchdowns: 0
 Long: 23 vs. Washington, 2012

WRIGHT'S CAREER RECEIVING STATS

YEAR	G-GS	REC.	YDS.	TD	LG
2010	12-0	2	21	0	13
2011	14-2	5	41	0	13
2012	2-2	7	90	0	23
Totals	28-4	14	152	0	23