



# 2023-24 AUBURN MEN'S BASKETBALL

12 NCAA TOURNAMENT APPEARANCES || 2019 FINAL FOUR || 6-TIME SEC CHAMPIONS || AUBURNTIGERS.COM || @AUBURNMBB

## 2023-24 SCHEDULE

OVERALL: 1-1 || SEC: 0-0  
HOME: 1-0 || AWAY: 0-0 || NEUTRAL: 0-1

DATE	OPPONENT (TV)	TIME (CT)
Nov. 7	vs. #20/17 Baylor+ (ESPN)	L, 82-88
Nov. 10	SOUTHEASTERN LOUISIANA (SECN+) W, 86-71	
Nov. 16	vs. Notre Dame* (ESPN2)	8 p.m.
Nov. 17	vs. Oklahoma State/St. Bonaventure* 3:30/6 p.m.	
Nov. 21	ALABAMA A&M (SECN+)	7 p.m.
Nov. 29	VIRGINIA TECH% (ESPN2)	8:15 p.m.
Dec. 3	at Appalachian State (ESPN2)	Noon
Dec. 9	vs Indiana! (ESPN2)	1 p.m.
Dec. 13	vs. UNC Asheville \$	TBA
Dec. 17	USC (ESPN)	Noon
Dec. 22	ALABAMA STATE (SECN+)	7 p.m.
Dec. 30	CHATTANOOGA (SECN)	4 p.m.
Jan. 2	PENN (SECN)	8 p.m.
Jan. 6	at Arkansas* (ESPN2)	TBA
Jan. 9	TEXAS A&M* (ESPN2)	8 p.m.
Jan. 13	LSU* (SECN)	5 p.m.
Jan. 17	at Vanderbilt* (SECN)	8 p.m.
Jan. 20	OLE MISS* (SECN)	7:30 p.m.
Jan. 24	at Alabama* (ESPN)	6:30 p.m.
Jan. 27	at Mississippi State* (SECN)	2:30 p.m.
Jan. 31	VANDERBILT* (ESPN2)	8 p.m.
Feb. 3	at Ole Miss* (SECN)	5 p.m.
Feb. 7	ALABAMA* (ESPN2)	6 p.m.
Feb. 10	at Florida* (SECN)	2:30 p.m.
Feb. 14	SOUTH CAROLINA* (SECN)	7:30 p.m.
Feb. 17	KENTUCKY* (ESPN)	5 p.m.
Feb. 24	at Georgia* (SECN)	5 p.m.
Feb. 28	at Tennessee* (ESPN2)	6 p.m.
Mar. 2	MISSISSIPPI STATE* (ESPN2/ESPNU)	3 p.m.
Mar. 5	at Missouri* (SECN)	8 p.m.
Mar. 9	GEORGIA* (SECN)	5:30 p.m.
Mar. 13-17	at SEC Championship (Nashville, Tenn.)	

All Times Listed Central Time Zone

\* Southeastern Conference game

+ Sanford Pentagon (Sioux Falls, S.D.)

^ Legends Classic (Brooklyn, N.Y.)

% ACC/SEC Challenge

! Holiday Hoopsgiving (Atlanta, Ga.)

\$ Rocket City Classic (Huntsville, Ala.)

## MEDIA INFORMATION

TV \_\_\_\_\_ ESPN2  
Play-By-Play \_\_\_\_\_ Dave O'Brien  
Color Analyst \_\_\_\_\_ Jon Crispin  
Producer \_\_\_\_\_ Greg Burud

Radio \_\_\_\_\_ Auburn Sports Network  
Play-By-Play \_\_\_\_\_ Brad Law  
Color Analyst \_\_\_\_\_ Randall Dickey  
Local \_\_\_\_\_ WGZZ 94.3 FM  
Satellite \_\_\_\_\_ SiriusXM 137 or 190  
Online \_\_\_\_\_ AuburnTigers.com || TuneIn App

Auburn SID Primary Contact \_\_\_\_\_ Marlene Navor  
Cell Phone \_\_\_\_\_ 334-750-2381  
E-Mail \_\_\_\_\_ mnavor@auburn.edu

## GAME

# 3

## AUBURN (1-1, 0-0 SEC) vs. NOTRE DAME (1-1, 0-0 ACC)

Thursday, November 16, 2023 || 8:00 p.m. CT / 9:00 p.m. ET  
Legends Classic || Barclays Center (17,732) || Brooklyn, N.Y.  
TV: ESPN2 || Radio: Auburn Sports Network



AUBURN

AP Poll/Coaches Poll \_\_\_\_\_ RV/RV  
2022-23 Record \_\_\_\_\_ 21-13, 10-8 SEC  
Head Coach \_\_\_\_\_ Bruce Pearl  
Career Record (Year) \_\_\_\_\_ 636-257 (29th)  
Record at Auburn (Year) \_\_\_\_\_ 174-112 (10th)  
Career Record vs. Notre Dame \_\_\_\_\_ 0-1

NOTRE DAME

AP Poll/Coaches Poll \_\_\_\_\_ None  
2022-23 Record \_\_\_\_\_ 11-21, 3-17 ACC  
Head Coach \_\_\_\_\_ Micah Shrewsberry  
Career Record (Year) \_\_\_\_\_ 38-32 (3rd)  
Record at UND (Year) \_\_\_\_\_ 1-1 (1st)  
Career Record vs. Auburn \_\_\_\_\_ 0-0

## Series History || First Time Meeting || Last Meeting: None

» A first-time meeting with Notre Dame (1-1) awaits Auburn (1-1) as the two schools duel it out in the opening game of the 2023 Legends Classic presented by Old Trapper on Thursday at 8 p.m. (CT) / 9 p.m. (ET) at the Barclays Center.

» The Tigers will face either Oklahoma State (1-1) or St. Bonaventure (1-1) on Friday. The Cowboys were picked to finish 10th in the Big 12 Conference and the Bonnies third in the Atlantic 10 Conference preseason polls.

» Auburn previously won the 2019 Legends Classic beating New Mexico (W, 84-59) and Richmond (W, 79-65) in Brooklyn.

» Just a little over a year ago, the Barclays Center played host to the 2022 NBA Draft where Jabari Smith (No. 3 overall) and Walker Kessler (No. 22 overall) were both selected in the first round. Kessler (Utah Jazz) and Smith (Houston Rockets) made immediate impacts in their rookie campaigns being named to the NBA All-Rookie First and Second Teams respectively.

» Ten players scored for Auburn in each of the first two games and the bench scored a total of 85 points in those two games including 46 in an 86-71 victory over Southeastern Louisiana in the team's home opener on Nov. 10 at Neville Arena.

» Auburn Head Coach Bruce Pearl last played Notre Dame (No. 5 seed) as the head coach of Milwaukee (No. 12 seed) in the NCAA First Round (L, 69-70) on March 20, 2003 in Indianapolis.

» The Tigers are 115-113 (.504) lifetime against ACC opponents.

## PROBABLE AUBURN STARTERS



**3**  
**TRE DONALDSON**  
G • 6-3 • 210 • So.  
Tallahassee, Fla.

PPG 4.5  
RPG 3.0  
APG 2.5




**12**  
**DENVER JONES**  
G • 6-4 • 205 • Jr.  
New Market, Ala.

PPG 10.5  
RPG 1.5  
APG 3.0



**5**  
**CHRIS MOORE**  
F • 6-6 • 220 • Sr.  
West Memphis, Ark.

PPG 3.0  
RPG 2.0  
BPG 1.5



**2**  
**JAYLIN WILLIAMS**  
F • 6-8 • 245 • Gr.  
Nahunta, Ga.

PPG 6.5  
RPG 4.5  
BPG 1.5



**4**  
**JOHNI BROOME**  
F/C • 6-10 • 240 • Jr.  
Plant City, Fla.

PPG 17.0  
RPG 11.0  
BPG 1.5

## OFF THE BENCH

No.	Pos.	Name	Ht.	Wt.	Year	PPG	RPG	Hometown
1	G	Aden Holloway	6-1	178	Fr.	15.0	1.5	Charlotte, N.C.
0	G	K.D. Johnson	6-0	190	Sr.	9.5	1.0	Atlanta, Ga.
10	G/F	Chad Baker-Mazara	6-7	180	Jr.	9.5	4.0	Santo Domingo, DR
44	C	Dylan Cardwell	6-11	255	Sr.	5.5	4.0	Augusta, Ga.
31	G	Chaney Johnson	6-7	220	Jr.	3.0	7.0	Alabaster, Ala.
24	G	Lior Berman	6-4	210	Gr.	0.0	0.0	Birmingham, Ala.
23	F	Addarin Scott	6-9	207	Jr.	0.0	0.0	Dallas, Texas

**UNIVERSITY INFORMATION**

Location \_\_\_\_\_ Auburn, Ala.  
 Founded \_\_\_\_\_ 1856  
 Enrollment \_\_\_\_\_ 31,764  
 Nickname \_\_\_\_\_ Tigers  
 Colors \_\_\_\_\_ Burnt Orange and Navy Blue  
 Conference \_\_\_\_\_ Southeastern (SEC)

**ADMINISTRATION**

President \_\_\_\_\_ Dr. Christopher B. Roberts  
 Director of Athletics \_\_\_\_\_ John Cohen  
 Athletics Phone \_\_\_\_\_ 855-282-2010

**COACHING STAFF**

Head Coach \_\_\_\_\_ Bruce Pearl  
 Alma Mater \_\_\_\_\_ Boston College '82  
 Career Record \_\_\_\_\_ 636-257 (.712)  
 Seasons \_\_\_\_\_ 29  
 Record at Auburn \_\_\_\_\_ 174-112 (.608)  
 Seasons \_\_\_\_\_ 10  
 Associate Head Coach \_\_\_\_\_ Steven Pearl  
 Alma Mater \_\_\_\_\_ Tennessee '10  
 Assistant Coach \_\_\_\_\_ Ira Bowman  
 Alma Mater \_\_\_\_\_ Penn '96  
 Assistant Coach \_\_\_\_\_ Corey Williams  
 Alma Mater \_\_\_\_\_ Oklahoma State '02  
 Assistant Coach \_\_\_\_\_ Chad Prewett  
 Alma Mater \_\_\_\_\_ Troy State '94  
 Assistant Coach/Offensive Coordinator \_\_\_\_\_  
 \_\_\_\_\_ Mike Burgomaster  
 Alma Mater \_\_\_\_\_ Miami '16  
 Athletic Trainer \_\_\_\_\_ Clark Pearson  
 Alma Mater \_\_\_\_\_ Kentucky '96  
 Strength & Conditioning Coach \_\_\_\_\_ Damon Davis  
 Alma Mater \_\_\_\_\_ Western Illinois '03  
 Director of Player Development \_\_\_\_\_ Marquis Daniels  
 Alma Mater \_\_\_\_\_ Auburn '03  
 Director of Scouting & Recruiting \_\_\_\_\_ Ian Borders  
 Alma Mater \_\_\_\_\_ Louisville '07  
 Director of Operations \_\_\_\_\_ Maddux Jeffreys  
 Alma Mater \_\_\_\_\_ Auburn '20

**PROGRAM HISTORY**

First Year of Basketball \_\_\_\_\_ 1905-06  
 All-Time Record \_\_\_\_\_ 1443-1246-1 (.536)  
 All-Time SEC Record \_\_\_\_\_ 647-770 (.456)  
 SEC Championships \_\_\_\_\_ 4  
 \_\_\_\_\_ (1960, 1999, 2018, 2022)  
 SEC Tournament Titles \_\_\_\_\_ 2 (1985, 2019)  
 NCAA Tournament Appearances \_\_\_\_\_ 12  
 NCAA Tournament Record \_\_\_\_\_ 19-12  
 All-Americans \_\_\_\_\_ 13  
 All-SEC Selections \_\_\_\_\_ 98

**TEAM INFORMATION**

2022-23 Record \_\_\_\_\_ 21-13  
 SEC Record (Finish) \_\_\_\_\_ 10-8 (7th)  
 Associated Press Final Ranking \_\_\_\_\_ N/A  
 USA TODAY/Coaches Final Ranking \_\_\_\_\_ N/A  
 Letterwinners Returning/Lost \_\_\_\_\_ 11/7  
 Starters Returning/Lost \_\_\_\_\_ 2/3  
 Newcomers \_\_\_\_\_ 5

**ATHLETICS COMMUNICATIONS**

Director (MBB Contact) \_\_\_\_\_ Marlene Navor  
 Alma Mater \_\_\_\_\_ Washington State '00  
 Cell \_\_\_\_\_ 334-750-2381  
 E-Mail \_\_\_\_\_ mnavor@auburn.edu

**A LOOK AT THE IRISH**

» Notre Dame finished 11-23 overall and 14th in the ACC with a 3-17 mark last season.

» The Fighting Irish were picked to finish 15th in the preseason ACC Poll.

» Notre Dame overcame a 12-point first-half deficit to beat Niagara, 70-63, in the season opener in Micah Shrewsberry's debut game as the Fighting Irish's head coach. In their second game, they cut a 17-point deficit to three before falling 71-61 to Western Carolina.

» Freshmen have led Notre Dame in scoring in each of its first two games. Point guard Markus Burton scored 29 points, setting a ND scoring record in a freshman debut, in the Irish's season-opening win over Niagara and forward Carey Booth scored 20 points on 4-of-8 3-pointers in the loss to Western Carolina.

**AGAINST THE LEGENDS CLASSIC FIELD**

» Should both teams meet on Friday, Auburn and Oklahoma State are tied 2-2 in the all-time series. The Tigers won the first two games against the Cowboys, 112-94, in the 1977 Marshall Classic in Huntington, W.Va., and 81-74 in the second round of the 1999 NCAA Tournament in Indianapolis. Current Auburn grad assistant Bryant Smith scored 17 points and pulled down four rebounds and added two assists in Tigers' NCAA Tournament win over the Cowboys.

» Oklahoma State has won the last two meetings between the two teams - earning a 66-65 victory in the 2006 South Padre Invitational in South Padre Island, Texas, and winning 74-63 in the 2016 Big 12/SEC Challenge held in Auburn.

» Auburn lost its only previous matchup with St. Bonaventure, 77-73, in the 1967 Tampa Invitational in Tampa, Fla.

**TIGERS IN NEW YORK**

» Auburn is 2-3 all-time in the Empire State. The Tigers defeated New Mexico, 84-59, and Richmond, 79-65, in Brooklyn in their two most recent contests in New York winning the 2019 Legends Classic.

» In AU's first game in New York, the Tigers lost at Iona, 105-82, in 1977. The Tigers were also edged, 79-78, to eventual national champion Syracuse in the NCAA Sweet 16 in Albany in 2003. Auburn dropped a 72-71 contest to Boston College at Madison Square Garden in 2016 as part of the Under Armour Reunion - the program's most recent trip to New York.

Date	Opponent	Location	Result
Dec. 17, 1977	at Iona	New Rochelle	L, 82-105
March 28, 2003	vs. #12 Syracuse	Albany	L, 78-79
Dec. 12, 2016	Boston College	New York City	L, 71-72
Nov. 25, 2019	New Mexico	Brooklyn	W, 84-59
Nov. 26, 2019	Richmond	Brooklyn	W, 79-65

**ON THE SIDELINES**

» This is the first-ever meeting between Bruce Pearl and first-year Notre Dame Head Coach Micah Shrewsberry.

» Pearl and seventh-year Oklahoma State head coach Michael Boynton have never faced one another in their head coaching careers.

» Bruce Pearl and Mark Schmidt, who is in his 17th year at St. Bonaventure, have never met in their respective head coaching careers.

## FRESHMAN PHENOM

» Freshman guard Aden Holloway has scored in double figures in his first two career games. Holloway led Auburn with 19 points and six assists in 26 minutes against No. 20-ranked Baylor in his collegiate debut on Nov. 7 and then scored 11 points and dished out three assists in Auburn's win over Southeastern Louisiana on Nov. 10.

» The sharpshooter has made a team-high seven 3-pointers on 16 attempts in the first two games, which is one off the SEC lead. Against Baylor, Holloway was one point shy of becoming the fourth freshman in program history to score 20 points in a debut. His total of 19 points is tied for fifth among all NCAA Division I freshmen in a season opener this season.

» Holloway (15.0 ppg and 4.5 apg) is one of four SEC players, and the only freshman, averaging at least 15.0 points and 4.0 assists per game this season.

### SEC Players Averaging 15 points and 4 assists

Player	Points	Assists
Wade Taylor IV	18.5	5.0
<b>Aden Holloway</b>	<b>15.0</b>	<b>4.5</b>
Ezra Manjon	17.5	4.0
Aaron Estrada	21.5	4.0

### Auburn Top Freshman Debuts

Player	Year	Opponent	Points
Sharife Cooper	2020	Alabama	26
Eddie Johnson	1973	Clemson	26
Jay Heard	1998	SE Louisiana	20

### 2023-24 NCAA Division I Freshmen Collegiate Debuts

Markus Burton, Notre Dame	29 points vs. Niagara
Ja'Kobe Walter, Baylor	28 points vs. Auburn
Tanner Toolson, Utah Valley	25 points vs. Carroll College
Garrett Johnson, George Washington	21 points vs. Stonehill
<b>Aden Holloway, Auburn</b>	<b>19 points vs. #17 Baylor</b>
Elijah Jones, UTEP	19 points vs. McMurry

## PRESEASON RANKINGS

» Entering the 2023-24 season, Auburn has received preseason billing at No. 15 in the Ken Pomeroy Ratings, No. 15 by Evan Miya and No. 24 by The Athletic.

» For the second-straight week, the Tigers are receiving votes in both national polls. KenPom also has AU ranked No. 21 overall, while No. 20 in offensive efficiency and No. 38 in defensive efficiency.



## PLAYER TO WATCH: ADEN HOLLOWAY

» Freshman phenom Aden Holloway turned back-to-back double-figure scoring games in his collegiate debut last week to be named SEC Freshman of the Week on Nov. 13. The McDonald's High School American and five-star recruit for the Tigers is averaging 15.0 points on 7-of-16 from long range in his first two career games. He led Auburn with a team-high 19 points and six assists in 26 minutes of play versus No. 17-ranked Baylor on Nov. 7 in Sioux Falls, S.D. Holloway made a team-high four 3-pointers on eight attempts against the Bears as he was one point shy of becoming the fourth freshman in program history to score 20 points in a debut. His 19 points was tied for fifth most among all NCAA Division I freshmen in a season opener this season. Holloway followed that performance up with 11 points and three assists in an 86-71 victory over Southeastern Louisiana in the team's home opener on Nov. 10 at Neville Arena. He currently boasts a 3.00 assist-to-turnover ratio, which ranks fifth best in the SEC.

## WILLIAMS WINNINGEST PLAYER IN PROGRAM HISTORY

» After graduating with a bachelor's degree in kinesiology in May, Jaylin Williams chose to come back for his fifth and final year on The Plains. Last season, he was the team's third-leading scorer (11.2 ppg) and third-leading rebounder (4.7 rpg) in 2022-23.

» With the Tigers' win over Southeastern Louisiana on Nov. 10 at Neville Arena, Williams became the winningest player in program history with 88 career victories to date. He was previously tied with former Tigers Allen Flanagan (2019-23), Anfernee McLemore (2016-20) and Scott Pohlman (1997-2001).

» Entering the season with 107 career games played, he needs to appear in 20 games this season to crack Auburn's career games played list and is now 26 games behind Frankie Sullivan's record of 134 games played from 2009-13.

### ALL-TIME WINNINGEST AUBURN PLAYERS (minimum 90 career games played)

<b>1. Jaylin Williams (2019-Present)</b>	<b>88</b>
2T. Allen Flanagan (2019-23)	87
2T. Anfernee McLemore (2016-20)	87
2T. Scott Pohlman (1997-01)	87
5T. Doc Robinson (1996-00)	85
5T. Daymeon Fishback (1996-00)	85
5T. Mamadou N'Diaye (1996-00)	85
8. Mack McGadney (1998-02)	83
9. Chuck Person (1982-86)	79
10. Marquis Daniels (1999-03)	76

## DOMINATING NON-CONFERENCE FOES

» Auburn owns an 85-24 (.778) winning record in regular-season games against non-conference opponent under Coach Pearl. The Tigers lead the SEC with a 71-13 record in regular-season non-conference games over the last seven-plus seasons.

Team	2016-17	2017-18	2018-19	2019-20	2020-21	2021-22	2022-23	2023-24	Total
Auburn	6-2	12-1	11-2	13-0	6-3	12-1	10-3	1-1	71-13 (.845)
Arkansas	11-2	11-2	9-4	12-1	12-3	11-2	1-2	2-0	79-16 (.832)
Miss. State	9-3	12-1	12-1	9-4	10-5	9-4	12-1	2-0	75-19 (.798)
Tennessee	8-5	10-2	12-1	8-5	8-2	9-3	11-2	2-0	68-20 (.773)
LSU	8-4	9-3	10-3	9-4	8-4	12-1	11-2	1-1	68-22 (.756)
Kentucky	10-3	11-2	11-2	10-3	1-7	11-2	9-4	2-0	65-23 (.739)
Alabama	7-5	9-4	9-4	8-5	10-5	10-3	10-3	2-0	65-29 (.691)
Georgia	9-4	9-3	9-4	10-3	7-1	5-8	10-3	2-1	61-27 (.693)
Texas A&M	8-4	11-2	7-5	6-6	6-2	11-2	8-5	2-0	59-26 (.694)
Ole Miss	9-4	7-6	10-3	9-4	6-4	9-4	8-5	2-0	60-30 (.667)
Missouri	5-7	10-3	9-3	8-5	8-2	6-7	12-1	1-1	59-29 (.670)
Florida	10-3	9-4	8-5	8-5	6-3	10-3	7-6	1-1	59-30 (.663)
South Carolina	10-3	9-4	5-8	8-5	2-3	9-3	7-6	2-0	52-32 (.619)
Vanderbilt	7-6	6-7	9-4	8-5	6-3	8-4	7-6	1-1	52-36 (.591)

### Year-by-Year Regular Season Record vs. Non-Conference Opponents Under Bruce Pearl

2014-15	8-5
2015-16	6-6
2016-17	6-2
2017-18	12-1
2018-19	11-2
2019-20	13-0
2020-21	6-3
2021-22	12-1
2022-23	10-3
2023-24	1-1
<b>Totals</b>	<b>85-24 (.780)</b>

## CLOSING IN ON 1,000

» Denver Jones (FIU-Auburn combined), K.D. Johnson (Georgia-Auburn combined) and Jaylin Williams are all closing in on 1,000 career points. Johni Broome (1,485) and Chaney Johnson (1,201) have already reached that milestone in their combined Morehead State-Auburn and UAH-Auburn careers respectively.

» Williams would become the 39th player in program history to gain entrance into the 1,000-Career Point Club – the first in five years since Bryce Brown (8th, 1,673) and Jared Harper (13th, 1,227) did so during their senior campaigns that ended in the 2019 national semifinals.

Player	Career Points
Denver Jones	974 (26 points away)
K.D. Johnson	945 (55 points away)
Jaylin Williams	896 (104 points away)

## LEGENDS CLASSIC - LEGENDS OF THE GAME

» A two-time All-Southeastern Conference selection and 10-year NBA veteran, Marquis Daniels was a key figure in leading Auburn to two NCAA Tournament appearances from 1999-2003. He is in his sixth overall season on the coaching staff at his alma mater, where he currently serves as director of player development.

» During his senior year, Daniels led the 10th-seeded Tigers to a Sweet 16 appearance, recording game highs of 27 points and nine rebounds to help Auburn erase a double-digit deficit with a chance to knock off eventual national champion Syracuse. Named SEC Player of the Year by the Birmingham News and SEC Most Valuable Player by ColleagueInsider.com in 2003, he graduated in 3.5 years with a bachelor's degree in sociology and later a master's degree in adult education.

» Daniels still ranks third in the school record books in career steals (208) and 11th all-time in career scoring (1,532 points). A native of Orlando, Florida, he amassed 4,319 career points, 1,552 career rebounds and 509 career steals as a member of the Dallas Mavericks (2003-06), Indiana Pacers (2006-09), Boston Celtics (2009-12) and Milwaukee Bucks (2012-13) combined. Daniels was honored as a SEC Men's Basketball Legend in 2017 and inducted into the City of Auburn's Tiger Trail Class of 2022.

## CLEANING THE GLASS

» Junior transfer Chaney Johnson pulled down 11 rebounds off the bench against Southeastern Louisiana on Nov. 10. He is the ninth player in Bruce Pearl's 10 seasons at Auburn to grab at least 11 boards in a game as a reserve and the first since Jaylin Williams had 11 rebounds versus Texas A&M on Feb. 12, 2022.

Date	Player	Opponent	Rebounds
Nov. 14, 2018	Horace Spencer	Mississippi College	17
Nov. 29, 2017	Anfernee McLemore	Dayton	13
Dec. 22, 2015	Cinmeon Bowers	New Mexico	12
Feb. 27, 2016	Tyler Harris	Alabama	12
Nov. 26, 2020	Jaylin Williams	Saint Joseph's	11
March 5, 2016	Cinmeon Bowers	Mississippi State	11
Jan. 31, 2017	Anfernee McLemore	Tennessee	11
Feb. 12, 2022	Jaylin Williams	Texas A&M	11
<b>Nov. 10, 2023</b>	<b>Chaney Johnson</b>	<b>Southeastern Louisiana</b>	<b>11</b>

## TRAVELING TIGERS

» Friday's game against Southeastern Louisiana is one of only three home games for Auburn in its first nine games of the season. Following this stretch, the Tigers play their final four non-conference games at home, before opening SEC play at Arkansas on Jan. 6, 2024.

## NOT A NEW KID ON THE BLOCK

» Senior center Dylan Cardwell tied a career high with a game-high five blocks against Baylor and his six blocks this season is tied for the most in the SEC. The mark is tied for third-most in a game in NCAA Division I so far this season. Cardwell previously set his career high against South Florida and George Mason in 2022.

## ELITE IN THE SEC

» Auburn ranks second in the SEC with 144 victories (one win behind Tennessee) and a .713 winning percentage over the last six-plus seasons. The Tigers have also won the second-most SEC Championship titles (3) and second-most NCAA Tournament games (7) in that span behind Alabama's four titles and Arkansas' eight NCAA Tournament victories.

Team	2017-18	2018-19	2019-20	2020-21	2021-22	2022-23	2023-24	Total
Tennessee	26-9	31-6	17-14	18-9	27-8	25-11	2-0	146-57
Auburn	26-8	30-10	25-6	13-14	28-6	21-13	1-1	144-58
Kentucky	26-11	30-7	25-6	9-16	28-8	22-12	2-0	142-60
Arkansas	23-12	18-16	20-12	25-7	28-9	22-14	2-0	138-70
Alabama	20-16	18-16	16-15	26-7	19-14	31-6	2-0	132-74
Mississippi State	25-12	23-11	20-11	18-15	18-16	21-13	2-0	127-78
LSU	18-15	28-7	21-10	19-10	22-12	14-19	1-1	123-74
Texas A&M	22-13	14-18	16-14	8-10	27-13	25-10	2-0	114-78
Florida	21-13	20-16	19-12	15-10	20-14	16-17	1-1	112-83
Missouri	20-13	15-17	15-16	16-10	12-21	25-10	1-1	104-88
Ole Miss	12-20	20-13	15-17	16-12	13-19	12-21	2-0	90-102
South Carolina	17-16	16-16	18-13	6-15	19-13	11-21	2-0	89-94
Georgia	18-15	11-21	16-16	14-12	6-26	16-16	2-1	83-107
Vanderbilt	12-20	9-23	11-21	9-16	19-17	22-15	1-1	83-113

## PEARL MOVES INTO THIRD ALL-TIME IN CAREER WINS AT AUBURN

» Bruce Pearl is in his 10th season as Auburn's head coach with a 174-112 record on The Plains. With the Tigers' win over Southeastern Louisiana on Nov. 10, he surpassed Sonny Smith, who led Auburn to a 173-154 mark in 11 seasons from 1978-89, for third all-time in program history. Joel Eaves leads the way with 213 wins from 1949-63 and Cliff Ellis, who led the Tigers to 186 victories from 1994-2004, is second.

COACH	SEASONS	YEARS	RECORD
1. Joel Eaves	14	1949-50 to 1962-63	213-100
2. Cliff Ellis	10	1994-95 to 2003-04	186-125
3. Bruce Pearl	10	2014-15 to Present	174-112
4. Sonny Smith	11	1978-79 to 1988-89	173-154
5. Bill Lynn	10	1963-64 to 1972-73	130-124

## RETURNING PRODUCTION

» Auburn returns 58.1 percent of its minutes, 60.2 percent of its scoring and 61.3 percent of its rebounding from last season. The Tigers return five of their Top 7 scorers - three of the five players, who averaged 20 minutes per game, and three of five players, who recorded at least 100 rebounds last season.

## JOHNSON ENDS LAST SEASON ON HOT STREAK

» Last season, K.D. Johnson shot 16-of-29 (55.2%) from 3-point range over the last nine games shooting 25.3 percent (20-of-79) from long range in the first 24 games. Johnson averaged 10.6 points over the last nine contests of the season.

## AUBURN vs. THE TOP 25

Auburn is 77-224 against AP Top 25 teams all-time including 18-28 under Bruce Pearl. The Tigers set a program record with six wins against ranked opponents during the 2018-19 season including five straight from the SEC Championship through their run to the Final Four. Additionally, Auburn is 103-32 as a ranked team in the Pearl Era.

## IT JUST MEANS MORE

» Auburn was predicted to finish sixth in the preseason SEC media poll behind preseason favorite Tennessee, Texas A&M, Arkansas, Kentucky and Alabama.

## WELCOME TO AUBURN'S BLOCK PARTY

» Auburn is the only team that has finished in the Top 25 in the country in blocked shots per game in each of the previous seven seasons. No other team has finished in the Top 25 in blocks per game in more than five seasons over that stretch. The Tigers have blocked 1,307 shots since the start of the 2016-17 season.

» The Tigers are averaging 8.5 blocks per game this season, which is tied for sixth nationally.

### MOST SEASONS IN TOP 25 IN BLOCKS PER GAME OVER THE LAST SEVEN SEASONS

#### 1. Auburn - 7

- 2T. Connecticut - 5
- 2T. Michigan State - 5
- 2T. Washington - 5
- 5T. Duke - 4
- 5T. Florida State - 4
- 5T. Kentucky - 4
- 5T. Marshall - 4
- 5T. Syracuse - 4
- 5T. USC - 4

### MOST BLOCKS IN DIVISION I SINCE THE START OF 2016-17 SEASON

Team	Blocks
Auburn	1,307
Duke	1,302
Michigan State	1,198
Marshall	1,167
UConn	1,166

Season	BPG	DI Rank
<b>2023-24</b>	<b>8.5</b>	<b>No. 6</b>
2022-23	5.1	No. 12
2021-22	8.0	No. 1
2020-21	6.0	No. 1
2019-20	4.9	No. 21
2018-19	4.8	No. 22
2017-18	5.3	No. 14
2016-17	5.1	No. 22

## TIGERS ADD 3-POINT SHOOTERS

» After finishing 12th in the SEC shooting 31.4 percent from 3-point range last season, Auburn added three transfers who can shoot it from long range.

Player	Season	School	3FGM	3FGA	3FG%
Chad Baker-Mazara	2020-21	Duquesne	25	60	.417
	2021-22	San Diego State	22	56	.393
	2022-23	NW Florida State College	67	143	.469
	<b>Totals</b>		<b>114</b>	<b>259</b>	<b>.440</b>
Denver Jones	2020-21	Garden City CC	36	90	.400
	2021-22	FIU	49	142	.345
	2022-23	FIU	58	158	.367
	<b>Totals</b>		<b>143</b>	<b>390</b>	<b>.367</b>
Chaney Johnson	2020-21	UAH	11	28	.393
	2021-22	UAH	32	69	.464
	2022-23	UAH	24	83	.289
	<b>Totals</b>		<b>67</b>	<b>180</b>	<b>.372</b>
<b>Combined Totals</b>			<b>324</b>	<b>829</b>	<b>.391</b>

## MR. DOUBLE-DOUBLE

» Junior big man Johni Broome has recorded a double-double in each of the first two games of the season, giving him 48 career double-doubles including 12 at Auburn. He scored 16 points and pulled down a game-high 11 rebounds in 25 minutes in the season opener against Baylor. He followed that up with 18 points and 11 rebounds in Auburn's win over Southeastern Louisiana.

» Broome is leading the SEC averaging 11.0 rebounds per game and is the only player in the league averaging 17.0 points and 11.0 rebounds per game. He is 3-of-4 from 3-point range and is shooting 47.4 percent from long range over his last 10 games dating back to last season.

» Broome is one of only 22 Division I players to record two double-doubles already this season and one of 18 players to record a double-double in each game he has played so far this season.

### JOHNI BROOME'S CAREER DOUBLE-DOUBLES BY SEASON

**2020-21:** 13\*

**2021-22:** 23\*

**2022-23:** 10

**2023-24:** 2

\*at Morehead State

### ACTIVE NCAA DIVISION I CAREER DOUBLE-DOUBLE LEADERS (as of Nov. 14)

Player	School	Double-Doubles	Games Played
Armando Bacot	North Carolina	70	134
Norchad Omier	Miami (Fla.)	53	91
Johni Broome	Auburn	48	99
Fardaws Aimaq	California	45	96
Enrique Freeman	Akron	43	98

## PEARL AMONG THE BEST OF THE BEST

» Bruce Pearl ranks No. 13 among active NCAA Division I coaches in career wins (636), third among active SEC men's basketball coaches. He also ranks No. 19 among active NCAA All-Division coaches in career wins (636) and No. 8 all-time among winningest SEC coaches with 318 career wins (UT and AU combined).

### MOST OVERALL COLLEGIATE HEAD COACHING WINS AMONG ACTIVE SEC COACHES

Coach	School	Wins
John Calipari	Kentucky	834
Rick Barnes	Tennessee	781
Bruce Pearl	Auburn	636
Buzz Williams	Texas A&M	329
Chris Jans	Mississippi State	325

### MOST WINS AS AN SEC HEAD COACH AMONG ACTIVE SEC COACHES

Coach	School	Wins
John Calipari	Kentucky	389
Bruce Pearl	Auburn	319
Rick Barnes	Tennessee	177
Mike White	Georgia	160
Eric Musselman	Arkansas	97

### MOST WINS IN SEC GAMES AMONG ACTIVE SEC COACHES

Coach	School	Wins
John Calipari	Kentucky	185
Bruce Pearl	Auburn	142
Rick Barnes	Tennessee	86
Mike White	Georgia	78
Nate Oats	Alabama	49



## PLAYER NOTES

0

**K.D. JOHNSON**

	GP-GS	PPG	RPG	FG%	FT%
2023-24	2-0	9.5	1.0	.500	1.000
Career	85-31	11.1	2.4	.394	.688

**Sr. | G | 6-0 | 190 | Atlanta, Ga. | Georgia**

• Registered 13 pts, 2 rebs, 3 assists, 2 steals off the bench vs. SE Louisiana.  
• Team's Sixth Man last season averaging 8.9 points and 1.9 rebounds per game off the bench. • Also ranked 2nd on the team in steals (36) in 2022-23.

**Career Highs**

Pts	27
Reb	8
Ast	7
Stl	5 (2x)
Min	37

1

**ADEN HOLLOWAY**

	GP-GS	PPG	RPG	FG%	FT%
2023-24	2-0	15.0	1.5	.400	.600
Career	2-0	15.0	1.5	.400	.600

**Fr. | G | 6-1 | 178 | Charlotte, N.C. | Prolific Prep**

• SEC Freshman of the Week averaging 15.0 ppg, 4.5 apg in debut. • Auburn's 6th-ever McDonald's All-American w/ Jabari Smith (2021), Walker Kessler (2020), Sharife Cooper (2020), Korvotney Barber (2005) & Frank Ford (1983).

**Career Highs**

Pts	19
Reb	3
Ast	6
Stl	—
Min	26

2

**JAYLIN WILLIAMS**

	GP-GS	PPG	RPG	FG%	FT%
2023-24	2-0	6.5	4.5	.308	.750
Career	109-62	8.2	3.7	.484	.741

**Gr. | F | 6-8 | 245 | Nahunta, Ga. | Brantley County HS**

• Team's third-leading scorer (11.2 ppg) and rebounder (4.7 rpg) in 2022-23.  
• Graduated in May 2023 with bachelor's degree in kinesiology.  
• Became winningest player in program history (88) in win over SE Louisiana.

**Career Highs**

Pts	24
Reb	11 (2x)
Ast	8
Stl	4
Min	37

3

**TRE DONALDSON**

	GP-GS	PPG	RPG	FG%	FT%
2023-24	2-2	4.5	3.0	.429	1.000
Career	34-2	2.6	1.5	.388	.591

**So. | G | 6-3 | 210 | Tallahassee, Fla. | Florida St. Univ. School**

• Back-to-back career starts at point guard. • 4 assists/1 turnover vs. SELU.  
• Turned in a 39-to-19 assist-to-turnover ratio (2.05) including 15 games with zero turnovers as the Tigers' back-up point guard in 2022-23.

**Career Highs**

Pts	12
Reb	5
Ast	7
Stl	4
Min	29

4

**JOHNI BROOME**

	GP-GS	PPG	RPG	FG%	FT%
2023-24	2-2	14.3	8.5	.526	.572
Career	99-96	15.0	9.4	.549	.608

**Jr. | F/C | 6-10 | 240 | Plant City, Fla. | Morehead State**

• One of the top returning players in the country (No. 30 by The Almanac) and in the SEC. • Voted to the Preseason All-SEC First Team by coaches & media.  
• Turned in 48th career double-double with 18 pts & 11 rebs vs. SE Louisiana.

**Career Highs**

Pts	32
Reb	18 (2x)
Ast	5 (3x)
Stl	4
Min	37

5

**CHRIS MOORE**

	GP-GS	PPG	RPG	FG%	FT%
2023-24	2-2	3.0	2.0	.500	.000
Career	83-18	2.7	1.9	.500	.667

**Sr. | F | 6-6 | 220 | West Memphis, Ark. | West Memphis HS**

• Underwent surgery this summer on his right shoulder (dislocated it toward the end of last season) • Registered 4 pts, 2 rebs and 2 blocks vs. #17 Baylor.  
• Major vocal presence on the team in the locker room and on the floor.

**Career Highs**

Pts	16
Reb	7
Ast	4
Stl	3 (2x)
Min	25 (2x)

10

**CHAD BAKER-MAZARA**

	GP-GS	PPG	RPG	FG%	FT%
2023-24	2-0	9.5	4.0	.500	.889
Career	48-13	7.5	2.4	.430	.867

**Jr. | G/F | 6-7 | 180 | Santo Domingo, DR | NW Florida State College**

• One of the Top 100 JUCO transfers in the country (No. 13).  
• One of four players to score in double figures with 12 pts and 6 rebs off the bench vs. SE Louisiana on Nov. 10. • First AU player from Dominican Republic.

**Career Highs**

Pts	23
Reb	6 (3x)
Ast	5
Stl	3 (5x)
Min	34

12

**DENVER JONES**

	GP-GS	PPG	RPG	FG%	FT%
2023-24	2-2	10.5	1.5	.400	.833
Career	61-37	16.0	3.7	.439	.867

**Jr. | G | 6-4 | 205 | New Market, Ala. | FIU**

• Ranked No. 25 nationally last season averaging 20.1 points per game at FIU.  
• 2023 All-Conference USA First Team performer. • Shot 35.7% from 3PT.  
• Rated the No. 26 overall transfer in the country by 247Sports.

**Career Highs**

Pts	30
Reb	13
Ast	6 (3x)
Stl	4 (6x)
Min	47

20

**CARTER SOBERA**

	GP-GS	PPG	RPG	FG%	FT%
2023-24	0-0	0.0	0.0	.000	.000
Career	7-0	0.4	0.6	1.000	.333

**Sr. | G | 6-5 | 210 | Birmingham, Ala. | Mountain Brook HS**

• Two-Time SEC Academic Honor Roll and NABC Honors Court student.  
• Walk-on who played high school basketball w/ AU teammate Lior Berman.  
• Scored team's 100th point in Tigers' 102-66 exhibition victory over AUM.

**Career Highs**

Pts	3
Reb	2
Ast	—
Stl	1
Min	2

23

**ADDARIN SCOTT**

	GP-GS	PPG	RPG	FG%	FT%
2023-24	0-0	0.0	0.0	.000	.000
Career	0-0	0.0	0.0	.000	.000

**Jr. | F | 6-9 | 207 | Dallas, Texas | Navarro College**

• Goes by the nickname, AD. • One of the Top 100 JUCO transfers in the country (No. 54). • Played in the same junior college league (NJCAA Region XIV) as former Tiger J'Von McCormick, who attended Lee (Texas) College.

**Career Highs**

Pts	—
Reb	—
Ast	—
Stl	—
Min	—

24

**LIOR BERMAN**

	GP-GS	PPG	RPG	FG%	FT%
2023-24	2-0	0.0	0.0	.000	.000
Career	60-0	1.8	0.8	.388	.571

**Gr. | G | 6-4 | 210 | Birmingham, Ala. | Mountain Brook HS**

• Played the last four years and worked his way up from walk-on to consistently being in the rotation. • First year on scholarship.  
• Graduated summa cum laude w/ a bachelor's degree in industrial design.

**Career Highs**

Pts	8 (4x)
Reb	4 (2x)
Ast	1 (9x)
Stl	1 (13x)
Min	19

31

**CHANEY JOHNSON**

	GP-GS	PPG	RPG	FG%	FT%
2023-24	2-0	3.0	7.0	.214	.000
Career	89-66	13.5	5.3	.535	.742

**Jr. | G | 6-7 | 220 | Alabaster, Ala. | Alabama-Huntsville**

• Hardest worker on the team in every aspect of the game.  
• One of the top NCAA Division II players in the country having been named Gulf South Conference POTY in 2022-23. • Grabbed 11 rebs vs. SE Louisiana.

**Career Highs**

Pts	35
Reb	12 (2x)
Ast	6
Stl	4
Min	38

44

**DYLAN CARDWELL**

	GP-GS	PPG	RPG	FG%	FT%
2023-24	2-0	5.5	4.0	.833	.333
Career	95-1	3.5	3.5	.718	.444

**Sr. | C | 6-11 | 255 | Augusta, Ga. | McEachern HS**

• Recorded 6 points, 4 rebounds and one blocked shot in 16 minutes of action off the bench vs. Southeastern Louisiana on Nov. 10.  
• Interned this summer with Athletes for Israel and was the team host for Kansas State and Arizona on both teams' foreign tour to Israel and UAE.  
• With teammate Johni Broome, one of the most formidable front-court duos in the SEC and in the country – a complete unit.

**Career Highs**

Pts	10 (2x)
Reb	10
Ast	4
Stl	4
Min	29

# TV/RADIO ROSTER CHART



**0**  
**K.D. JOHNSON**  
G • 6-0 • 190 • Sr.  
Atlanta, Ga.



**1**  
**ADEN HOLLOWAY**  
G • 6-1 • 178 • Fr.  
Charlotte, N.C.



**2**  
**JAYLIN WILLIAMS**  
F • 6-8 • 245 • Gr.  
Nahunta, Ga.



**3**  
**TRE DONALDSON**  
G • 6-3 • 210 • So.  
Tallahassee, Fla.



**4**  
**JOHNI BROOME**  
F/C • 6-10 • 240 • Jr.  
Plant City, Fla.



**5**  
**CHRIS MOORE**  
F • 6-6 • 220 • Sr.  
West Memphis, Ark.



**10**  
**CHAD BAKER-MAZARA**  
G/F • 6-7 • 180 • Jr.  
Santo Domingo, D.R.




**12**  
**DENVER JONES**  
G • 6-4 • 205 • Jr.  
New Market, Ala.



**13**  
**CJ WILLIAMS**  
G • 6-2 • 175 • So.  
Fayetteville, Ark.



**14**  
**PRESLEY PATTERSON**  
G • 5-11 • 180 • So.  
Knoxville, Tenn.



**20**  
**CARTER SOBERA**  
G • 6-5 • 210 • Sr.  
Birmingham, Ala.




**21**  
**BLAKE MUSCHALEK**  
G • 6-3 • 178 • Fr.  
Dallas, Texas



**22**  
**REED TRAPP**  
G • 6-6 • 188 • So.  
Muscle Shoals, Ala.



**23**  
**ADDARIN SCOTT**  
F • 6-9 • 207 • Jr.  
Dallas, Texas



**24**  
**LIOR BERMAN**  
G • 6-4 • 210 • Gr.  
Birmingham, Ala.



**31**  
**CHANEY JOHNSON**  
G • 6-7 • 220 • Jr.  
Alabaster, Ala.



**33**  
**LUCAS CLANTON**  
G • 6-1 • 175 • Fr.  
Shelbyville, Tenn.



**42**  
**HASTON ALEXANDER**  
C • 6-10 • 255 • So.  
Tuscumbia, Ala.



**44**  
**DYLAN CARDWELL**  
C • 6-11 • 255 • Sr.  
Augusta, Ga.



**55**  
**JALEN HARPER**  
G • 6-2 • 165 • Gr.  
Mableton, Ga.

No.	Name	Pos.	Ht.	Wt.	Cl.	Hometown (Last School)
0	K.D. Johnson	G	6-0	190	Sr.	Atlanta, Ga. (Georgia)
1	Aden Holloway	G	6-1	178	Fr.	Charlotte, N.C. (Prolific Prep)
2	Jaylin Williams	F	6-8	245	Gr.	Nahunta, Ga. (Brantley County HS)
3	Tre Donaldson	G	6-3	210	So.	Tallahassee, Fla. (Florida State Univ. School)
4	Johni Broome	F	6-10	240	Jr.	Plant City, Fla. (Morehead State)
5	Chris Moore	F	6-6	220	Sr.	West Memphis, Ark. (West Memphis HS)
10	Chad Baker-Mazara	G/F	6-7	180	Jr.	Santo Domingo, Dominican Republic (NW Florida State)
12	Denver Jones	G	6-4	205	Jr.	New Market, Ala. (FIU)
13	CJ Williams	G	6-2	175	So.	Fayetteville, Ark. (Fayetteville HS)
14	Presley Patterson	G	5-11	180	So.	Knoxville, Tenn. (Knoxville Catholic HS)
20	Carter Sobera	G	6-5	210	Sr.	Birmingham, Ala. (Mountain Brook HS)
21	Blake Muschalek	G	6-3	178	Fr.	Dallas, Texas (Trinity Christian Academy)
22	Reed Trapp	G	6-6	188	So.	Muscle Shoals, Ala. (Birmingham-Southern College)
23	Addarin Scott	F	6-9	207	Jr.	Dallas, Texas (Navarro College)
24	Lior Berman	G	6-4	210	Gr.	Birmingham, Ala. (Mountain Brook HS)
31	Chaney Johnson	G	6-7	220	Jr.	Alabaster, Ala. (UAH)
33	Lucas Clanton	G	6-1	175	Fr.	Shelbyville, Tenn. (Cascade HS)
42	Haston Alexander	C	6-10	255	So.	Tuscumbia, Ala. (Covenant Christian School)
44	Dylan Cardwell	C	6-11	255	Sr.	Augusta, Ga. (McEachern HS)
55	Jalen Harper	G	6-2	165	Gr.	Mableton, Ga. (Shelton State CC)

**Head Coach:** Bruce Pearl (Boston College '82) - 10th Season

**Associate Head Coach:** Steven Pearl (Tennessee '10) - 10th Season

**Assistant Coach:** Ira Bowman (Penn '96) - Sixth Season

**Assistant Coach:** Corey Williams (Oklahoma State '02) - First Season

**Assistant Coach:** Chad Prewett (Troy State '94) - 10th Season

**Assistant Coach/Offensive Coordinator:** Mike Burgomaster (Miami '16) - Eighth Season

**Director of Player Development:** Marquis Daniels (Auburn '03) - Sixth Season

**Director of Scouting and Recruiting:** Ian Borders (Louisville '07) - Sixth Season

**Director of Sports Performance:** Damon Davis (Western Illinois '03) - 15th Season

**Senior Athletic Trainer:** Clark Pearson (Kentucky '96) - 15th Season

**Executive Assistant to the Head Coach:** Bridget Graba - 13th Season

**Director of Operations:** Maddux Jeffreys (Auburn '20) - Second Season

**Director of Creative Content:** Steven Leonard (Indiana '17) - Second Season

**Chaplain:** Jeremy Napier (West Virginia State '07) - Second Season

**Graduate Assistant:** Geoff Gray (Emerson College '19) - Second Season

**Graduate Assistant:** Bryant Smith - Second Season

### PRONUNCIATION GUIDE

HASTON Alexander	HAY-stun
Chad Baker-MAZARA	MUH-ZARR-UH (like car)
LIOR Berman	LEE-oar
JOHNI Broome	JUH-nye (like dye)
ADEN Holloway	AY-den
Blake MUSCHALEK	MOO-SHUH-lek
ADDARIN Scott	UH-Dare-IN
JAYLIN Williams	JAY-lynn

### WEEKLY SCHEDULE

SUNDAY November 12	MONDAY November 13	TUESDAY November 14	WEDNESDAY November 15	THURSDAY November 16	FRIDAY November 17	SATURDAY November 18
Practice at 6:15 p.m. (Practice Gym)	BP Weekly Press Conference at 11:30 a.m. (FB Complex) OFF	Practice at 11 a.m. (Main Floor), Team Travel to Brooklyn	Legends Classic Practice (Off-Site)	Game Day vs. Notre Dame 8 p.m. (Barclays Center)	Game Day vs. Oklahoma St./ St. Bonaventure 3:30 or 6 p.m. (Barclays Center)	Team Travel to Auburn

# HEAD COACH BRUCE PEARL



Auburn Head Coach Bruce Pearl is in his 10th season on The Plains.

He has guided the Tigers to 174 wins in 10 seasons, the program's first-ever No. 1 ranking in both national polls and a memorable run to the NCAA Final Four in 2019.

The three-time SEC Coach of the Year's accomplishments also include two Southeastern Conference regular-

season championships, one SEC Tournament championship and four NCAA Tournament berths with the Tigers.

Pearl currently ranks No. 13 among active NCAA Division I coaches in career wins (636) and No. 8 all-time among winningest SEC coaches with 319 career victories at Auburn and Tennessee combined.

During the 2022-23 season, the Tigers continued to make history finishing the season with a 21-13 overall record - the 11th-most wins in program history. Auburn has now turned in 20-win seasons in five of the last six years and is the second-winningest program in the SEC in that span.

Auburn was ranked a program-best 32-consecutive weeks in The Associated Press Top 25 Poll and as high as No. 11 in the country during the season. It was one of 10 schools to be ranked in the AP Top 25 throughout the 2022 calendar year.

For the third-consecutive school year, the Tigers achieved a team GPA of 3.0 or higher and received the NABC Academic Excellence Award under Pearl.

Six Tigers have been drafted into the NBA and developed by Pearl and his coaching staff including All-Americans Jabari Smith (No. 3 overall in 2022) and Walker Kessler selected (No. 22 overall in 2022). Both are currently playing in the league along with Chuma Okeke (No. 16 overall in 2019), Isaac Okoro (No. 5 overall in 2020), JT Thor (No. 37 overall in 2021) and Sharife Cooper (No. 48 overall in 2021).

Pearl's teams have been just as successful off the court as Auburn has had 37 graduates since 2014 - the most in the SEC.

In 29 seasons as a head coach, he has guided his teams to the NCAA Tournament 21 times and a 636-257 (.712) winning record.

Pearl is the only head coach (football or men's basketball) in SEC history to lead two programs to a No. 1 national ranking (Auburn in 2022 and UT in 2008). Additionally, he is just one of three head coaches to take four programs (three at the Division I level) to the Sweet 16, joining Lon Kruger and Eddie Sutton.

Through the Bruce Pearl Family Foundation, he and his wife, Brandy, remain committed to giving back to those in Alabama, providing support to children and families facing challenging and life-altering illnesses through Children's Harbor.

In 2015-16, Pearl started AUTLIVE at Auburn to benefit patients in the state of Alabama in the fight against cancer. AUTLIVE also raises the awareness of cancer prevention and detection.

A native of Boston, Mass., Pearl graduated cum laude from Boston College in 1982 with a bachelor's degree in business administration. He is the proud father of four children, Jacqui, Steven, Leah and Michael, and enjoys spending time with his grandchildren.

## CAREER HONORS

- Three-Time SEC Coach of the Year (2006, 2008 and 2022)
- Three-Time Horizon League Coach of the Year (2002, 2003 and 2005)
- Two-Time GLVC Coach of the Year (1993 and 1994)
- 2019 NCAA Final Four appearance
- 2009 Maccabi Games Gold Medalist (Team USA)
- 2008 Adolph Rupp Cup Award recipient
- 2006 Sporting News Coach of the Year
- 1995 NABC Division II Coach of the Year
- 1995 NCAA Division II National Championship

## HEAD COACHING RECORD

Year	School	Record	Postseason
1992-93	Southern Indiana	22-7	NCAA Region 3rd Place
1993-94	Southern Indiana	28-4	NCAA Runner-Up
1994-95	Southern Indiana	29-4	NCAA Champions
1995-96	Southern Indiana	25-4	NCAA Sweet 16
1996-97	Southern Indiana	23-5	NCAA First Round
1997-98	Southern Indiana	27-6	NCAA Sweet 16
1998-99	Southern Indiana	26-6	NCAA Sweet 16
1999-00	Southern Indiana	25-6	NCAA Sweet 16
2000-01	Southern Indiana	26-4	NCAA First Round
<b>Total</b>		<b>231-46</b>	
2001-02	Milwaukee	16-13	-
2002-03	Milwaukee	24-8	NCAA First Round
2003-04	Milwaukee	20-11	NIT First Round
2004-05	Milwaukee	26-6	NCAA Sweet 16
<b>Total</b>		<b>86-38</b>	
2005-06	Tennessee	22-8	NCAA Second Round
2006-07	Tennessee	24-11	NCAA Sweet 16
2007-08	Tennessee	31-5	NCAA Sweet 16
2008-09	Tennessee	21-13	NCAA First Round
2009-10	Tennessee	28-9	NCAA Elite Eight
2010-11	Tennessee	19-15	-
<b>Total</b>		<b>145-61</b>	
2014-15	Auburn	15-20	-
2015-16	Auburn	11-20	-
2016-17	Auburn	6-14 #	-
2017-18	Auburn	26-8	NCAA Second Round
2018-19	Auburn	30-10	NCAA Final Four
2019-20	Auburn	25-6	(Canceled)
2020-21	Auburn	13-14	
2021-22	Auburn	26-6 %	NCAA Second Round
2022-23	Auburn	21-13	NCAA Second Round
2023-24	Auburn	1-1	
<b>Total</b>		<b>174-112</b>	
<b>Career</b>		<b>636-257 (.712)</b>	

# Denotes vacated games by the NCAA during the 2016-17 season

% Two wins credited to assistant coaches/then-acting head coaches Wes Flanigan and Steven Pearl during the 2021-22 season

# TOP PERFORMANCES UNDER PEARL AT AUBURN

## MOST POINTS TEAM

- 119, vs. Northwestern State (Nov. 27, 2015)  
119, vs. Winthrop (Nov. 24, 2017)
- 117, vs. Coastal Carolina (Dec. 15, 2016)
- 116, vs. CSUN (Nov. 15, 2019)
- 109, vs. UConn (Nov. 24, 2021)
- 109, at South Carolina (Jan. 23, 2021)

## MOST POINTS INDIVIDUAL

- 34, Bryce Brown vs. Dayton (Dec. 8, 2018)
- 33, Samir Doughty vs. CSUN (Nov. 15, 2019)
- 32, Samir Doughty at Tennessee (Mar. 7, 2020)
- 31, Jabari Smith vs. Vanderbilt (Feb. 16, 2022)  
31, Bryce Brown vs. Norfolk State (Nov. 10, 2017)  
31, Mustapha Heron vs. Winthrop (Nov. 24, 2017)  
31, Jared Harper at UAB (Dec. 15, 2018)

## MOST REBOUNDS TEAM

- 66, vs. Mississippi College (Nov. 14, 2018)
- 60, at Arkansas [OT] (Feb. 8, 2022)  
60, vs. Alabama (Feb. 12, 2020)
- 56, vs. Saint Joseph's (Nov. 26, 2020)
- 53, vs. Winthrop (Nov. 15, 2022)

## MOST REBOUNDS INDIVIDUAL

- 19, Walker Kessler at Arkansas [OT] (Feb. 8, 2022)  
19, Cinmeon Bowers at Middle Tennessee (Dec. 12, 2015)
- 18, Johni Broome vs. Georgia (Feb. 1, 2023)  
18, Cinmeon Bowers vs. Alabama (Jan. 19, 2016)  
18, Cinmeon Bowers vs. Ole Miss (Feb. 20, 2016)
- 17, Cinmeon Bowers vs. Milwaukee (Nov. 14, 2014)  
17, Cinmeon Bowers vs. Winthrop (Dec. 17, 2014)  
17, Cinmeon Bowers vs. Mississippi State (Jan. 21, 2015)  
17, Horace Spencer vs. Mississippi College (Nov. 14, 2018)  
17, Austin Wiley vs. Alabama (Feb. 12, 2020)

## MOST 3-POINTERS TEAM

- 22, vs. South Alabama (Dec. 4, 2020)
- 21, vs. Coastal Carolina (Dec. 15, 2016)
- 18, vs. South Alabama (Nov. 6, 2018)  
18, vs. LSU (Feb. 8, 2020)
- 17, vs. Northwestern State (Nov. 27, 2015)  
17, vs. Vanderbilt (Feb. 3, 2018)  
17, vs. Arkansas (Feb. 20, 2019)  
17, vs. North Carolina (Mar. 29, 2019)  
17, vs. CSUN (Nov. 15, 2019)

## MOST 3-POINTERS INDIVIDUAL

- 9, Bryce Brown at Arkansas (Feb. 17, 2016)
- 8, Kareem Canty at Middle Tennessee (Dec. 12, 2015)  
8, Bryce Brown vs. South Carolina (Mar. 3, 2018)  
8, Samir Doughty at Tennessee (Mar. 7, 2020)
- 7, Jabari Smith vs. Vanderbilt (Feb. 16, 2022)  
7, KT Harrell vs. Coastal Carolina (Dec. 5, 2014)  
7, Bryce Brown at Ole Miss (Jan. 9, 2019)  
7, Bryce Brown vs. Kansas (Mar. 23, 2019)  
7, Justin Powell vs. South Alabama (Dec. 4, 2020)

## MOST FT MADE TEAM

- 36, vs. Missouri (Jan. 26, 2021)
- 33, vs. UConn (Nov. 24, 2021)
- 33, vs. Kentucky (Feb. 1, 2020)
- 31, vs. Arkansas (Feb. 10, 2015)  
31, at Arkansas - Feb. 27, 2018)

## MOST FT MADE INDIVIDUAL

- 18, Sharife Cooper vs. Missouri (Jan. 26, 2021)
- 15, KT Harrell vs. Georgia (Mar. 3, 2015)  
15, Jared Harper at UAB (Dec. 15, 2018)
- 14, Jared Harper vs. Ole Miss (Jan. 7, 2017)  
14, Samir Doughty vs. Kentucky (Feb. 1, 2020)
- 12, Jabari Smith vs. UConn (Nov. 24, 2001)  
12, Desean Murray vs. Ole Miss (Jan. 9, 2018)  
12, Jared Harper vs. South Carolina (Mar. 15, 2019)

## MOST FT ATTEMPTED TEAM

- 46, at Missouri (Feb. 15, 2020)
- 44, vs. Kentucky (Feb. 1, 2020)  
44, vs. Missouri (Jan. 26, 2021)
- 43, vs. Saint Joseph's (Nov. 26, 2020)
- 42, vs. Eastern Kentucky (Nov. 17, 2016)  
42, vs. Alabama (Jan. 21, 2017)

## MOST FT ATTEMPTED INDIVIDUAL

- 21, Sharife Cooper vs. Missouri (Jan. 26, 2021)
- 18, Cinmeon Bowers vs. Missouri (Jan. 10, 2015)  
18, KT Harrell vs. LSU (Mar. 13, 2015)  
18, Austin Wiley vs. Alabama (Jan. 21, 2017)
- 17, Jared Harper vs. Ole Miss (Jan. 7, 2017)
- 16, Johni Broome vs. Houston (March 18, 2023)  
16, K.D. Johnson vs. UConn (Nov. 24, 2021)  
16, Cinmeon Bowers vs. LSU (Feb. 2, 2016)  
16, Jared Harper at UAB (Dec. 15, 2018)

## MOST ASSISTS TEAM

- 27, vs. CSUN (Nov. 15, 2019)
- 26, vs. Nebraska (Dec. 11, 2021)
- 25, vs. Saint Peter's (Nov. 28, 2018)
- 24, vs. South Alabama (Nov. 6, 2018)  
24, vs. South Alabama (Dec. 4, 2020)

## MOST ASSISTS INDIVIDUAL

- 16, J'Von McCormick vs. CSUN (Nov. 15, 2019)
- 14, Jared Harper vs. Vanderbilt (Feb. 3, 2018)
- 13, Jared Harper vs. South Alabama (Nov. 6, 2018)
- 13, Jared Harper vs. North Carolina (Mar. 29, 2019)
- 12, Wendell Green Jr. at South Carolina (Jan. 21, 2023)

## MOST STEALS TEAM

- 20, vs. North Florida (Dec. 29, 2018)
- 18, vs. Tennessee (Feb. 22, 2020)
- 16, vs. Nebraska (Dec. 11, 2021)  
16, vs. Saint Peter's (Nov. 28, 2018)
- 14, vs. Texas Southern (Nov. 18, 2022)  
14, vs. George Mason (Nov. 7, 2022)  
14, vs. Georgia (Jan. 20, 2018)  
14, vs. Alabama (Feb. 21, 2018)  
14, vs. Mississippi College (Nov. 14, 2018)  
14, vs. Florida (Mar. 16, 2019)  
14, vs. Tennessee (Mar. 17, 2019)  
14, vs. New Mexico (Nov. 25, 2019)

## MOST STEALS INDIVIDUAL

- 5, Wendell Green Jr. at Mississippi State (March 2, 2022)  
5, Walker Kessler vs. Nebraska (Dec. 11, 2021)  
5, Zep Jasper vs. Nebraska (Dec. 11, 2021)  
5, K.D. Johnson vs. Syracuse (Nov. 26, 2021)  
5, K.D. Johnson vs. UConn (Nov. 24, 2021)  
5, K.C. Ross-Miller vs. Oregon State (Nov. 26, 2014)  
5, K.C. Ross-Miller vs. Middle Tennessee (Dec. 29, 2014)  
5, Antoine Mason at LSU (Feb. 5, 2015)  
5, Malik Dunbar vs. UNC Asheville (Dec. 4, 2018)  
5, Chuma Okeke vs. Murray State (Dec. 22, 2018)  
5, Chuma Okeke vs. North Florida (Dec. 29, 2018)  
5, J'Von McCormick vs. Tennessee (Feb. 22, 2020)

## MOST BLOCKS TEAM

- 14, vs. Texas A&M (Feb. 12, 2022)  
14, vs. Yale (Dec. 4, 2021)  
14, vs. LSU (Dec. 29, 2021)  
14, at Georgia (Jan. 13, 2021)  
14, vs. Missouri (Jan. 26, 2021)

## MOST BLOCKS INDIVIDUAL

- 12, Walker Kessler vs. Texas A&M (Feb. 12, 2022)
- 11, Walker Kessler vs. LSU (Dec. 29, 2021)
- 9, Walker Kessler vs. Jacksonville State (Mar. 18, 2022)
- 8, Johni Broome vs. Saint Louis (Nov. 27, 2022)  
8, Walker Kessler vs. Ole Miss (Feb. 23, 2022)  
8, Walker Kessler vs. Alabama (Feb. 1, 2022)

# LAST TIME TEAM

RK	TEAM	RECORD	PTS	PREV.
1	Kansas (51)	2-0	1530	-
2	Purdue (7)	2-0	1464	1
3	Arizona (3)	2-0	1356	9
4	Marquette	2-0	1311	1
5	UConn (1)	2-0	1301	1
6	Houston	2-0	1180	1
7	Tennessee	2-0	1146	2
8	Creighton	2-0	1130	-
9	Duke	1-1	1088	7
10	Florida Atlantic	1-0	1004	-
11	Gonzaga	1-0	825	-
12	Miami	2-0	778	1
13	Texas A&M	2-0	728	2
14	Arkansas	2-0	719	-
15	Baylor	3-0	578	5
16	USC	2-0	573	5
17	Kentucky	2-0	549	1
18	Michigan State	1-1	516	14
19	Texas	2-0	513	1
20	North Carolina	2-0	501	1
21	Villanova	2-0	406	1
22	Alabama	2-0	264	2
23	Illinois	2-0	170	2
24	James Madison	3-0	91	2
25	Colorado	2-0	78	1

**Others receiving votes:** Memphis 53, Virginia 49, St. John's 47, UCLA 36, TCU 34, San Diego State 33, BYU 32, Saint Mary's 20, Mississippi State 19, Iowa State 10, Wisconsin 6, **Auburn 5**, Weber State 2, Michigan 2, Drake 1, Clemson 1, Boise State 1

## COACHES POLL

RK	TEAM	RECORD	PTS	PREV.
1	Kansas (25)	2-0	765	-
2	Purdue (3)	2-0	737	-
3	Arizona (3)	2-0	682	8
4	UConn	2-0	648	1
5	Marquette	2-0	616	2
6	Houston	2-0	603	-
7	Creighton	2-0	574	1
8	Tennessee	2-0	560	2
9	Duke	1-1	528	6
10	Florida Atlantic	1-0	465	1
11	Miami	2-0	366	2
12	Gonzaga	1-0	363	-
13	Baylor	3-0	344	4
14	Arkansas	2-0	341	-
15	Texas A&M	2-0	334	4
16	Kentucky	2-0	274	-
17	Texas	2-0	252	1
18	North Carolina	2-0	234	3
19	Michigan State	1-1	227	15
20	USC	2-0	224	2
21	Villanova	2-0	220	1
22	Alabama	2-0	205	2
23	Illinois	2-0	91	3
24	Saint Mary's	2-1	59	1
25	Virginia	2-0	47	1
	UCLA	2-0	47	-

**Others receiving votes:** Colorado 46, Memphis 40, San Diego State 35, James Madison 25, Michigan 25, TCU 19, Mississippi State 17, Iowa State 16, Xavier 13, BYU 6, **Auburn 6**, St. John's 5, Clemson 4, Princeton 4, Wisconsin 3, Oregon 2, Iowa 1, NC State 1, Boise State 1

Defeated a ranked team at home \_\_\_\_\_ vs. #12 Tennessee (3/4/23)  
 Defeated a ranked team on the road \_\_\_\_\_ at #24 Alabama (1/11/22)  
 Defeated a ranked team at a neutral site \_\_\_\_\_ vs. #7 Kentucky (3/31/19)  
 Defeated a top-10 team at home \_\_\_\_\_ vs. #5 Tennessee (3/9/19)  
 Defeated a top-10 team on the road \_\_\_\_\_ at #8 Arkansas (1/23/93)  
 Defeated a top-10 team at a neutral site \_\_\_\_\_ vs. #7 Kentucky (3/31/19)  
 Won in overtime \_\_\_\_\_ at Mississippi State, 81-68 (OT) (3/2/22)  
 Lost in overtime \_\_\_\_\_ at #2 Alabama, 90-85 (OT) (3/1/23)  
 Won in double overtime \_\_\_\_\_ at Ole Miss, 83-82 (2OT) (1/28/20)  
 Lost in double overtime \_\_\_\_\_ vs. #22 UConn, 115-109 (2OT) (11/24/21)  
 Played back-to-back overtime games \_\_\_\_\_ at Arkansas, W 79-76 (OT) (2/5/20)  
 \_\_\_\_\_ vs. LSU, W 91-90 (OT) (2/8/20)  
 \_\_\_\_\_ vs. Alabama, W 95-91 (OT) (2/12/20)  
 Played in three-straight overtime games \_\_\_\_\_ at Arkansas, W 79-76 (OT) (2/5/20)  
 \_\_\_\_\_ vs. LSU, W 91-90 (OT) (2/8/20)  
 \_\_\_\_\_ vs. Alabama, W 95-91 (OT) (2/12/20)  
 Played at least three overtimes \_\_\_\_\_ vs. Georgia (SECT) (4OT) (3/1/79)  
 Shot 70% for a half \_\_\_\_\_ 72.4% (21-29) at Washington (2nd) (12/21/22)  
 Shot 70% for a half (SEC) \_\_\_\_\_ 70.8% (17-24) vs. Vanderbilt (2nd) (2/16/22)  
 Shot 60% for a game \_\_\_\_\_ 61.8% (42-68) vs. Winthrop (11/24/17)  
 Shot 60% for a game (SEC) \_\_\_\_\_ 61.1% (33-54) at Arkansas (2/17/16)  
 Shot less than 30% for game \_\_\_\_\_ 23.6% (13-55) at Tennessee (2/4/23)  
 Shot 100% from the FT line \_\_\_\_\_ 100% (6-6) vs. Long Beach State (12/23/11)  
 Shot 60% from 3-point line \_\_\_\_\_ 60.0% (12-20) at #2 Alabama (3/1/23)  
 Shot less than 30% in half \_\_\_\_\_ 28.6% (10-35) vs. Alabama (2nd) (2/11/23)  
 Shot less than 20% in half \_\_\_\_\_ 16.7% (4-24) vs. #2 Houston (2nd) (3/18/23)  
 Shot less than 10% in a half \_\_\_\_\_ 8.3% (2-24) vs. LSU (1st) (1/8/11)  
 Attempted 50 free throws \_\_\_\_\_ 52 vs. Vanderbilt (2/6/54)  
 Attempted 40 free throws \_\_\_\_\_ 41 vs. #22 UConn (11/24/21)  
 Attempted 30 free throws in half \_\_\_\_\_ 30 vs. #12 Missouri (2nd) (1/26/21)  
 Made 30 free throws \_\_\_\_\_ 33 vs. #22 UConn (11/24/21)  
 Made 30 free throws (SEC) \_\_\_\_\_ 31 vs. Alabama (2/1/22)  
**Made at least 10 3-point field goals \_\_\_\_\_ 11 vs. Southeastern Louisiana (11/10/23)**  
 Made at least 15 3-point field goals \_\_\_\_\_ 15 vs. Arkansas (12/30/20)  
 Failed to make 3-point field goal \_\_\_\_\_ vs. Kentucky (0-15) (1/19/13)  
 Had at least 60 rebounds \_\_\_\_\_ 60 at Arkansas [OT] (2/8/22)  
 Had at least 50 rebounds \_\_\_\_\_ 53 vs. Winthrop (11/15/22)  
 Had less than 20 rebounds \_\_\_\_\_ 19 vs. Arkansas (3/9/23)  
 Had at least 25 assists \_\_\_\_\_ 26 vs. Nebraska (12/11/21)  
**Had at least 20 assists \_\_\_\_\_ 21 vs. Southeastern Louisiana (11/10/23)**  
 Had at least 15 steals \_\_\_\_\_ 16 vs. Nebraska (12/11/21)  
**Had at least 10 blocks \_\_\_\_\_ 10 vs. #17 Baylor (11/7/23)**  
 Had at least 15 blocks \_\_\_\_\_ 17 vs. Nicholls State (11/25/11)  
 Failed to make a blocked shot \_\_\_\_\_ 0 at #2 Alabama (3/1/23)  
 Had at least 25 lead changes \_\_\_\_\_ 27 at Arkansas (1/16/13)  
 Scored 50 points in a half \_\_\_\_\_ 52 vs. Iowa (2nd) (3/16/23)  
 Scored 50 points in a half (SEC) \_\_\_\_\_ 52 vs. Georgia (2nd) (2/1/23)  
 Scored 60 points in a half \_\_\_\_\_ 66 vs. CSUN (1st) (11/15/19)  
 Scored 60 points in a half (SEC) \_\_\_\_\_ 64 at Tennessee (2nd) (2/15/06)  
 Scored 70 points in a half \_\_\_\_\_ 72 vs. Northwestern State (2nd) (11/27/15)  
 Scored 100 points \_\_\_\_\_ 100 vs. Alabama (2/1/22)  
 Scored 100 points (SEC) \_\_\_\_\_ 100 vs. Alabama (2/1/22)  
 Scored under 20 points in 1st half \_\_\_\_\_ 19 at Tennessee (2/4/23),  
 \_\_\_\_\_ vs. Northwestern (11/23/22), vs. Clemson (3/18/18)  
 Scored under 20 points in 2nd half \_\_\_\_\_ 14 vs. Tulsa (11/24/14)  
 Scored under 10 points in a half \_\_\_\_\_ 6 vs. LSU (1st) (1/8/11)  
 Scored 35 or under points in a game \_\_\_\_\_ 35 vs. Tulsa (11/24/14)  
 Scored under 50 points in game \_\_\_\_\_ 43 at Tennessee (2/4/23),  
 \_\_\_\_\_ vs. Northwestern (11/23/22)  
 Scored under 50 points in game (SEC) \_\_\_\_\_ 43 at Tennessee (2/4/23)

# LAST TIME INDIVIDUAL

Scored at least 30 points	Jabari Smith (31) vs. Vanderbilt (2/16/22)
Scored at least 35 points	Toney Douglas (38) vs. Nicholls State (11/24/04)
Scored at least 40 points	Wesley Person (44) vs. UAB (12/16/93)
Had two players with at least 20 points	Jabari Smith (31), Walker Kessler (22) vs. Vanderbilt (2/16/22)
Had three players with at least 20 points	Samir Doughty (26), J'Von McCormick (23), Devan Cambridge (21) vs. LSU (2/8/20)
Had two players with 25 points	Bryce Brown (26), Jared Harper (25) vs. Xavier (OT) (11/19/18)
Had two players with 25 points (SEC)	Chris Denson (30), KT Harrell (26) vs. Mississippi State (2/14/14)
Scored 20 points in a half	Jabari Smith (20, 2nd) at Florida (2/19/22)
Scored 20 points in 1st half	Bryce Brown (20) at Texas A&M (1/16/19)
Scored 20 points in 2nd half	Jabari Smith (20, 2nd) at Florida (2/19/22)
Scored 25 points in a half	Bryce Brown (25, 2nd) vs. Kentucky (1/19/19)
A player had back-to-back 20-point games	Johni Broome (20) vs. Missouri (2/14/23); (20) at Vanderbilt (2/18/23)
A player three consecutive 20-point games	Jabari Smith (27) at Tennessee (2/26/22); (27) at Mississippi State [OT] (3/2/22); vs. South Carolina (3/5/22)
A player had back-to-back 20-point SEC games	Johni Broome (20) vs. Missouri (2/14/23); (20) at Vanderbilt (2/18/23)
A player had back-to-back 25-point SEC games	Jabari Smith (27) at Tennessee (2/26/22); (27) at Mississippi State [OT] (3/2/22)
A player had three straight 25-point SEC games	Chris Denson (29) at LSU (2/8/14); (26) vs. Kentucky (2/12/14); (30) vs. Mississippi State (2/15/14)
A player had four straight 25-point SEC games	Chris Denson (25) at South Carolina (2/5/14); (29) at LSU (2/8/14); (26) vs. Kentucky (2/12/14); (30) vs. Mississippi State (2/15/14)
A player had five straight 25-point SEC games	Keenan Carpenter (44) vs. LSU (1/8/89); (28) vs. Mississippi State (2/11/89); (33) at Florida (2/15/89); (32) at Ole Miss (2/18/89); (29) vs. Kentucky (2/20/89)
A player had back-to-back 20-point games off the bench	Jamal Johnson (21) at Arkansas (12/30/20); (20) at Texas A&M (1/2/21)
Zero players scored in double figures	at Vanderbilt (1/7/12)
Only one player scored in double figures	Jamal Johnson (18) at UCF (11/30/20)
Five players scored in double figures	Jaylin Williams (11), Johni Broome (14), Wendell Green Jr. (14), K.D. Johnson (13), Allen Flanigan (12) vs. Bradley (11/22/22)
Five players scored in double figures (SEC)	Wendell Green Jr. (23), Jabari Smith (17), Walker Kessler (14), K.D. Johnson (13), Allen Flanigan (10) vs. Alabama (2/1/22)
All five starters scored in double figures	Allen Flanigan (23), Devan Cambridge (15), Jamal Johnson (14), Jaylin Williams (13), JT Thor (10) vs. Tennessee (2/27/21)
Six players scored in double figures	J. Broome (19), W. Green Jr. (15), J. Williams (11), K.D. Johnson (11), T. Donaldson (11) and A. Flanigan (10) vs. Iowa (3/16/23)
Six players scored in double figures (SEC)	J. Smith (12), W. Kessler (15), K.D. Johnson (12), A. Flanigan (10), W. Green Jr. (12), J. Williams (13) vs. Georgia (1/19/22)
Had at least 15 rebounds	Johni Broome (18) vs. Georgia (2/1/23)
Had at least 15 rebounds (SEC)	Johni Broome (18) vs. Georgia (2/1/23)
Had at least 20 rebounds	Kelvin Ardister (20) vs. Tennessee (1/4/89)
Had at least 25 rebounds	Rex Frederick (25) at Ole Miss (1/6/58)
Had at least 20 pts & 20 reb	Kelvin Ardister (22 pts, 20 reb) vs. Tennessee (1/4/89)
<b>Had two players with at least 10 rebounds</b>	<b>Johni Broome (11); Chaney Johnson (11) vs. Southeastern Louisiana (11/10/23)</b>
Had at least three players with 10 rebounds	Korvotney Barber (13), Quantez Robertson (10), Lucas Hargrove (10) at Virginia (12/20/08)
<b>Had a double-double</b>	<b>Johni Broome (18 pts, 11 reb) vs. Southeastern Louisiana (11/10/23)</b>
Had a double-double before halftime	Johni Broome (13 pts, 12 reb) vs. Georgia (2/1/23)
<b>Had two straight double-doubles</b>	<b>Johni Broome (16 pts, 11 reb) vs. #17 Baylor (11/7/23); (18 pts, 11 reb) vs. SE Louisiana (11/10/23)</b>
Had three straight double-doubles	Johni Broome (14 pts, 11 reb) vs. Florida (12/28/22); (22 pts, 12 reb) at Georgia (1/4/23); (10 pts, 10 reb) vs. Arkansas (1/7/23)
Had four straight double-doubles	Johni Broome (14 pts, 11 reb) vs. Florida (12/28/22); (22 pts, 12 reb) at Georgia (1/4/23); (10 pts, 10 reb) vs. Arkansas (1/7/23); (19 pts, 11 reb) at Ole Miss (1/10/23)
Had five straight double-doubles	Jeff Moore (26 pts, 11 reb) vs. Ole Miss (3/2/88); (20 pts, 11 reb) at LSU (3/5/88); (22 pts, 11 reb) vs. Georgia (3/11/88); (13 pts, 13 reb) vs. Bradley (3/17/88); (22 pts, 11 reb) vs. Oklahoma (3/19/88)
Had two players with a double-double	Johni Broome (19 pts, 12 reb); Allen Flanigan (10 pts, 10 reb) vs. Iowa (3/16/23)
Had a double-double with points and assists	Wendell Green Jr. (16 pts, 12 ast) at South Carolina (1/21/23)
Had a triple-double	Walker Kessler (12 pts, 11 reb, 12 blks) vs. Texas A&M (2/12/22)
Had 10 assists	Wendell Green Jr. (12) at South Carolina (1/21/23)
Had 15 assists	J'Von McCormick (16) vs. CSUN (11/15/19)
Had two players with at least five blocks	Devan Cambridge (5) and Jaylin Williams (5) at Georgia (1/13/21)
Had 10 blocks	Walker Kessler (11) vs. LSU (12/29/21)
Had five steals	Zep Jasper (5), Walker Kessler (5) vs. Nebraska (12/11/21)
Had five steals (SEC)	J'Von McCormick (5) vs. Tennessee (2/22/20)
Made 25-straight free throws	Wendell Green Jr. (34) (2/22/23-3/16/23)
Hit buzzer-beater shot to win a game	T.J. Dunans vs. Mercer (3-pt FG, 76-74) (12/18/16)
Played more than 40 minutes	Samir Doughty (41) vs. Alabama (OT) (2/12/20)










**K.D. JOHNSON**  
 G | 6-0 | 190 | Sr.  
 Atlanta, Ga.  
 (Hargrave Military Academy (Va.))



**SEASON SUPERLATIVES**

**Points:** 13 vs. Southeastern Louisiana (11/10/23)  
**Field Goals Made:** 4 vs. Southeastern Louisiana (11/10/23)  
**Field Goals Attempted:** 9 vs. Southeastern Louisiana (11/10/23)  
**3-Point Field Goals Made:** 2 vs. Southeastern Louisiana (11/10/23)  
**3-Point Field Goals Attempted:** 5 vs. Southeastern Louisiana (11/10/23)  
**Free Throws Made:** 3 vs. Southeastern Louisiana (11/10/23)  
**Free Throws Attempted:** 3 vs. Southeastern Louisiana (11/10/23)  
**Rebounds:** 2 vs. Southeastern Louisiana (11/10/23)  
**Assists:** 3 vs. Southeastern Louisiana (11/10/23)  
**Blocks:** None  
**Steals:** 1 vs. Baylor (11/7/23)  
**Minutes Played:** 19 vs. Southeastern Louisiana (11/10/23)  
**Double-Figure Games:** 1  
**20-Point Games:** None  
**10-Rebound Games:** None  
**5-Steal Games:** None  
**Double-Doubles:** None  
**Dunks:** None

**CAREER SUPERLATIVES**

**Points:** 27 vs. UConn (11/24/21)  
**Field Goals Made:** 9 at Tennessee (2/10/21), vs. Auburn (1/13/21)  
**Field Goals Attempted:** 22 at Georgia (2/5/22)  
**3-Point Field Goals Made:** 4 (five times)  
**3-Point Field Goals Attempted:** 9 vs. George Mason (11/7/22)  
**Free Throws Made:** 11 vs. UConn (11/24/21)  
**Free Throws Attempted:** 16 vs. UConn (11/24/21)  
**Rebounds:** 8 at Alabama (1/11/22)  
**Assists:** 7 vs. Jacksonville State (3/18/22)  
**Blocks:** 2 vs. Auburn (1/13/21)  
**Steals:** 5 vs. UConn (11/24/21), vs. Syracuse (11/26/21)  
**Minutes Played:** 37 vs. UConn (11/24/21)  
**Double-Figure Games:** 52  
**20-Point Games:** 9  
**10-Rebound Games:** None  
**5-Steal Games:** 2  
**Double-Doubles:** None  
**Dunks:** 6

**CAREER HONORS**

- 2022-23 Preseason All-SEC Second Team
- 2020-21 SEC All-Freshman Team
- SEC Freshman of the Week (Jan. 18, 2021)

**2023-24 GAME-BY-GAME STATISTICS**

Opponent	GS	Min.	FG-A	3FG-A	FT-A	O-D-T	PF	A	TO	BLK	STL	PTS
vs. Baylor		16	3-5	0-1	0-0	0-0-0	4	0	1	0	1	6
SE Louisiana		19	4-9	2-5	3-3	0-2-2	2	3	0	0	0	13
vs. Notre Dame												
vs. TBA												
Alabama A&M												
Virginia Tech												
at App State												
vs. Indiana												
vs. UNC Asheville												
USC												
Alabama State												
Chattanooga												
Penn												
at Arkansas												
Texas A&M												
LSU												
at Vanderbilt												
Ole Miss												
at Alabama												
at Mississippi St.												
Vanderbilt												
at Ole Miss												
Alabama												
at Florida												
South Carolina												
Kentucky												
at Georgia												
at Tennessee												
Mississippi State												
at Missouri												
Georgia												


**JOHNSON'S CAREER STATISTICS**

SEASON	TEAM	GP-GS	MIN/AVG	Field Goals		3-Point		F-Throws		Rebounds				Scoring						
				FG-FGA	FG%	3FG-3FGA	3FG%	FT-FTA	FT%	OFF	DEF	TOT	AVG	PF-FO	A	TO	BLK	STL	PTS	AVG
2020-21	UGa	16-0	362/22.6	68-161	.422	24-62	.387	56-91	.615	11	33	44	2.8	45-0	19	34	3	29	216	13.5
2021-22	AUB	34-31	941/27.7	133-345	.386	45-155	.290	106-147	.721	19	78	97	2.9	87-0	53	62	2	64	417	12.3
2022-23	AUB	33-0	722/21.9	90-236	.381	36-108	.333	77-111	.694	15	48	63	1.9	76-0	43	50	1	36	293	8.9
2023-24	AUB	2-0	36/17.8	7-14	.500	2-6	.333	3-3	1.000	0	2	2	1.0	6-0	3	2	0	3	19	9.5
<b>TOTAL FOR AUB</b>		<b>69-31</b>	<b>1699/24.6</b>	<b>230-595</b>	<b>.387</b>	<b>83-269</b>	<b>.309</b>	<b>186-261</b>	<b>.713</b>	<b>34</b>	<b>128</b>	<b>162</b>	<b>2.3</b>	<b>169-0</b>	<b>99</b>	<b>114</b>	<b>3</b>	<b>103</b>	<b>729</b>	<b>10.6</b>
<b>TOTAL</b>		<b>85-31</b>	<b>2060/24.2</b>	<b>298-756</b>	<b>.394</b>	<b>107-331</b>	<b>.323</b>	<b>242-352</b>	<b>.688</b>	<b>45</b>	<b>161</b>	<b>206</b>	<b>2.4</b>	<b>214-0</b>	<b>118</b>	<b>148</b>	<b>6</b>	<b>132</b>	<b>945</b>	<b>11.1</b>

1

# ADEN HOLLOWAY

G | 6-1 | 178 | Fr.  
Charlotte, N.C.  
(Prolific Prep)



## SEASON SUPERLATIVES

**Points:** 19 vs. Baylor (11/7/23)  
**Field Goals Made:** 6 vs. Baylor (11/7/23)  
**Field Goals Attempted:** 15 vs. Baylor (11/7/23)  
**3-Point Field Goals Made:** 4 vs. Baylor (11/7/23)  
**3-Point Field Goals Attempted:** 8 vs. Southeastern Louisiana (11/10/23), vs. Baylor (11/7/23)  
**Free Throws Made:** 3 vs. Baylor (11/7/23)  
**Free Throws Attempted:** 5 vs. Baylor (11/7/23)  
**Rebounds:** 3 vs. Baylor (11/7/23)  
**Assists:** 6 vs. Baylor (11/7/23)  
**Blocks:** 1 vs. Baylor (11/7/23)  
**Steals:** None  
**Minutes Played:** None  
**Double-Figure Games:** 2  
**20-Point Games:** None  
**10-Rebound Games:** None  
**5-Steal Games:** None  
**Double-Doubles:** None  
**Dunks:** None

## CAREER SUPERLATIVES

**Points:** 19 vs. Baylor (11/7/23)  
**Field Goals Made:** 6 vs. Baylor (11/7/23)  
**Field Goals Attempted:** 15 vs. Baylor (11/7/23)  
**3-Point Field Goals Made:** 4 vs. Baylor (11/7/23)  
**3-Point Field Goals Attempted:** 8 vs. Southeastern Louisiana (11/10/23), vs. Baylor (11/7/23)  
**Free Throws Made:** 3 vs. Baylor (11/7/23)  
**Free Throws Attempted:** 5 vs. Baylor (11/7/23)  
**Rebounds:** 3 vs. Baylor (11/7/23)  
**Assists:** 6 vs. Baylor (11/7/23)  
**Blocks:** 1 vs. Baylor (11/7/23)  
**Steals:** None  
**Minutes Played:** None  
**Double-Figure Games:** 2  
**20-Point Games:** None  
**10-Rebound Games:** None  
**5-Steal Games:** None

## CAREER HONORS

- 2023 McDonald's High School All-American

## 2023-24 GAME-BY-GAME STATISTICS

Opponent	GS	Min.	FG-A	3FG-A	FT-A	O-D-T	PF	A	TO	BLK	STL	PTS
vs. Baylor		26	6-15	4-8	3-5	0-3-3	0	6	3	1	0	19
SE Louisiana		22	4-10	3-8	0-0	0-0-0	2	3	0	0	0	11
vs. Notre Dame												
vs. TBA												
Alabama A&M												
Virginia Tech												
at App State												
vs. Indiana												
vs. UNC Asheville												
USC												
Alabama State												
Chattanooga												
Penn												
at Arkansas												
Texas A&M												
LSU												
at Vanderbilt												
Ole Miss												
at Alabama												
at Mississippi St.												
Vanderbilt												
at Ole Miss												
Alabama												
at Florida												
South Carolina												
Kentucky												
at Georgia												
at Tennessee												
Mississippi State												
at Missouri												
Georgia												

## HOLLOWAY'S CAREER STATISTICS

SEASON	TEAM	GP-GS	MIN/AVG	Field Goals		3-Point		F-Throws		Rebounds				Scoring						
				FG-FGA	FG%	3FG-3FGA	3FG%	FT-FTA	FT%	OFF	DEF	TOT	AVG	PF-FO	A	TO	BLK	STL	PTS	AVG
2023-24	AUB	2-0	48/24.1	10-25	.400	7-16	.438	3-5	.600	0	3	3	1.5	2-0	9	3	1	0	30	15.0
<b>TOTAL</b>		<b>2-0</b>	<b>48/24.1</b>	<b>10-25</b>	<b>.400</b>	<b>7-16</b>	<b>.438</b>	<b>3-5</b>	<b>.600</b>	<b>0</b>	<b>3</b>	<b>3</b>	<b>1.5</b>	<b>2-0</b>	<b>9</b>	<b>3</b>	<b>1</b>	<b>0</b>	<b>30</b>	<b>15.0</b>

2

# JAYLIN WILLIAMS

F | 6-8 | 245 | Gr.  
Nahunta, Ga.  
(Brantley County HS)



## SEASON SUPERLATIVES

**Points:** 9 vs. Southeastern Louisiana (11/10/23)  
**Field Goals Made:**  
 2 vs. Southeastern Louisiana (11/10/23), vs. Baylor (11/7/23)  
**Field Goals Attempted:** 7 vs. Southeastern Louisiana (11/10/23)  
**3-Point Field Goals Made:** 2 vs. Southeastern Louisiana (11/10/23)  
**3-Point Field Goals Attempted:** 5 vs. Southeastern Louisiana (11/10/23)  
**Free Throws Made:** 3 vs. Southeastern Louisiana (11/10/23)  
**Free Throws Attempted:** 4 vs. Southeastern Louisiana (11/10/23)  
**Rebounds:** 6 vs. Baylor (11/7/23)  
**Assists:** 2 vs. Southeastern Louisiana (11/10/23)  
**Blocks:** 2 vs. Southeastern Louisiana (11/10/23)  
**Steals:** 1 vs. Southeastern Louisiana (11/10/23)  
**Minutes Played:** 26 vs. Baylor (11/7/23)  
**Double-Figure Games:** None  
**20-Point Games:** None  
**10-Rebound Games:** None  
**5-Steal Games:** None  
**Double-Doubles:** None  
**Dunks:** None

## CAREER SUPERLATIVES

**Points:** 24 at Ole Miss (1/6/21)  
**Field Goals Made:** 9 vs. Georgia (2/2/21)  
**Field Goals Attempted:** 15 vs. Mississippi State (1/14/23)  
**3-Point Field Goals Made:** 6 at Ole Miss (1/6/21)  
**3-Point Field Goals Attempted:** 10 at Ole Miss (1/6/21)  
**Free Throws Made:** 8 vs. Tennessee (2/27/21)  
**Free Throws Attempted:** 10 vs. Tennessee (2/27/21)  
**Rebounds:** 11 vs. Texas A&M (2/12/22), vs. Saint Joseph's (11/26/20)  
**Assists:** 8 vs. Memphis (12/12/20)  
**Blocks:** 5 at Georgia (1/13/21)  
**Steals:** 4 vs. Texas Southern (11/18/22)  
**Minutes Played:** 37 vs. Saint Joseph's (11/26/20)  
**Double-Figure Games:** 42  
**20-Point Games:** 4  
**10-Rebound Games:** 3  
**Double-Doubles:** 1  
**Dunks:** 45

## CAREER HONORS

- Three-Time SEC Academic Honor Roll (2020-21, 2021-22 and 2022-23)
- 2022-23 SEC Community Service Team
- 2022 Cancun Challenge Tournament MVP (Riviera Division)
- 2022 Cancun Challenge All-Tournament Team (Riviera Division)

## 2023-24 GAME-BY-GAME STATISTICS

Opponent	GS	Min.	FG-A	3FG-A	FT-A	O-D-T	PF	A	TO	BLK	STL	PTS
vs. Baylor	*	26	2-6	0-1	0-0	2-4-6	1	1	2	1	0	4
SE Louisiana	*	21	2-7	2-5	3-4	2-1-3	1	2	1	2	1	9
vs. Notre Dame												
vs. TBA												
Alabama A&M												
Virginia Tech												
at App State												
vs. Indiana												
vs. UNC Asheville												
USC												
Alabama State												
Chattanooga												
Penn												
at Arkansas												
Texas A&M												
LSU												
at Vanderbilt												
Ole Miss												
at Alabama												
at Mississippi St.												
Vanderbilt												
at Ole Miss												
Alabama												
at Florida												
South Carolina												
Kentucky												
at Georgia												
at Tennessee												
Mississippi State												
at Missouri												
Georgia												

## WILLIAMS' CAREER STATISTICS

SEASON	TEAM	GP-GS	MIN/AVG	Field Goals		3-Point		F-Throws		Rebounds				Scoring						
				FG-FGA	FG%	3FG-3FGA	3FG%	FT-FTA	FT%	OFF	DEF	TOT	AVG	PF-FO	A	TO	BLK	STL	PTS	AVG
2019-20	AUB	14-0	100/7.1	15-28	.536	1-9	.111	3-3	1.000	8	17	25	1.8	12-0	6	6	5	6	34	2.4
2020-21	AUB	27-27	713/26.4	116-224	.518	32-94	.340	31-49	.633	36	91	127	4.7	66-0	54	49	39	18	295	10.9
2021-22	AUB	33-0	462/14.0	72-151	.477	15-51	.294	27-33	.818	33	55	88	2.7	57-1	27	30	16	8	186	5.6
2022-23	AUB	33-33	918/27.8	136-292	.466	40-113	.354	56-73	.767	41	113	154	4.7	78-2	74	39	25	35	368	11.2
2023-24	AUB	2-2	48/24.0	4-13	.308	2-6	.333	3-4	.750	4	5	9	4.5	2-0	3	3	3	1	13	6.5
<b>TOTAL</b>		<b>109-62</b>	<b>2241/20.6</b>	<b>343-708</b>	<b>.484</b>	<b>90-273</b>	<b>.330</b>	<b>120-162</b>	<b>.741</b>	<b>122</b>	<b>281</b>	<b>403</b>	<b>3.7</b>	<b>215-3</b>	<b>164</b>	<b>127</b>	<b>88</b>	<b>68</b>	<b>896</b>	<b>8.2</b>

3

TRE DONALDSON

G | 6-3 | 210 | So.  
Tallahassee, Fla.  
(Florida State Univ. School)



SEASON SUPERLATIVES

**Points:** 6 vs. Baylor (11/7/23)  
**Field Goals Made:** 2 vs. Baylor (11/7/23)  
**Field Goals Attempted:** 4 vs. Southeastern Louisiana (11/10/23)  
**3-Point Field Goals Made:** 1 vs. Southeastern Louisiana (11/10/23)  
**3-Point Field Goals Attempted:** 2 vs. Southeastern Louisiana (11/10/23)  
**Free Throws Made:** 2 vs. Baylor (11/7/23)  
**Free Throws Attempted:** 2 vs. Baylor (11/7/23)  
**Rebounds:** 3 vs. Southeastern Louisiana (11/10/23), vs. Baylor (11/7/23)  
**Assists:** 4 vs. Southeastern Louisiana (11/10/23)  
**Blocks:** None  
**Steals:** None  
**Minutes Played:** 18 vs. Southeastern Louisiana (11/10/23)  
**Double-Figure Games:** None  
**20-Point Games:** None  
**10-Rebound Games:** None  
**5-Steal Games:** None  
**Double-Doubles:** None  
**Dunks:** None

CAREER SUPERLATIVES

**Points:** 12 at USC (12/18/22)  
**Field Goals Made:** 4 at USC (12/18/22)  
**Field Goals Attempted:** 8 at USC (12/18/22)  
**3-Point Field Goals Made:** 3 vs. Iowa (3/16/23)  
**3-Point Field Goals Attempted:** 4 at USC (12/18/22)  
**Free Throws Made:** 2 (four times)  
**Free Throws Attempted:** 3 at USC (12/18/22)  
**Rebounds:** 5 vs. Winthrop (11/15/22)  
**Assists:** 7 at Washington (12/21/22)  
**Blocks:** 1 vs. Houston (3/18/23)  
**Steals:** 4 at USC (12/18/22)  
**Minutes Played:** 18 at Washington (12/21/22), vs. Georgia State (12/14/22)  
**Double-Figure Games:** 2  
**20-Point Games:** None  
**10-Rebound Games:** None  
**Double-Doubles:** None  
**Dunks:** 2

CAREER HONORS

- 2022-23 First-Year SEC Academic Honor Roll

2023-24 GAME-BY-GAME STATISTICS

Opponent	GS	Min.	FG-A	3FG-A	FT-A	O-D-T	PF	A	TO	BLK	STL	PTS
vs. Baylor	*	14	2-3	0-1	2-2	0-3-3	4	1	4	0	0	6
SE Louisiana	*	18	1-4	1-2	0-0	0-3-3	2	4	1	0	0	3
vs. Notre Dame												
vs. TBA												
Alabama A&M												
Virginia Tech												
at App State												
vs. Indiana												
vs. UNC Asheville												
USC												
Alabama State												
Chattanooga												
Penn												
at Arkansas												
Texas A&M												
LSU												
at Vanderbilt												
Ole Miss												
at Alabama												
at Mississippi St.												
Vanderbilt												
at Ole Miss												
Alabama												
at Florida												
South Carolina												
Kentucky												
at Georgia												
at Tennessee												
Mississippi State												
at Missouri												
Georgia												

DONALDSON'S CAREER STATISTICS

SEASON	TEAM	GP-GS	MIN/AVG	Field Goals		3-Point		F-Throws		Rebounds				Scoring						
				FG-FGA	FG%	3FG-3FGA	3FG%	FT-FTA	FT%	OFF	DEF	TOT	AVG	PF-FO	A	TO	BLK	STL	PTS	AVG
2022-23	AUB	32-0	337/10.5	28-73	.384	13-32	.406	11-20	.550	3	43	46	1.4	32-1	39	19	1	21	80	2.5
2023-24	AUB	2-2	32/15.9	3-7	.429	1-3	.333	2-2	1.000	0	6	6	3.0	6-0	5	5	0	0	9	4.5
<b>TOTAL</b>		<b>34-2</b>	<b>368/10.8</b>	<b>31-80</b>	<b>.388</b>	<b>14-35</b>	<b>.400</b>	<b>13-22</b>	<b>.591</b>	<b>3</b>	<b>49</b>	<b>52</b>	<b>1.5</b>	<b>38-1</b>	<b>44</b>	<b>24</b>	<b>1</b>	<b>21</b>	<b>89</b>	<b>2.6</b>

4

# JOHNI BROOME

F/C | 6-10 | 240 | Jr.  
Plant City, Fla.  
(Morehead State)



## SEASON SUPERLATIVES

**Points:** 18 vs. Southeastern Louisiana (11/10/23)  
**Field Goals Made:** 7 vs. Southeastern Louisiana (11/10/23)  
**Field Goals Attempted:** 12 vs. Southeastern Louisiana (11/10/23)  
**3-Point Field Goals Made:** 2 vs. Baylor (11/7/23)  
**3-Point Field Goals Attempted:** 3 vs. Baylor (11/7/23)  
**Free Throws Made:** 6 vs. Baylor (11/7/23)  
**Free Throws Attempted:** 10 vs. Baylor (11/7/23)  
**Rebounds:** 11 vs. Southeastern Louisiana (11/10/23), vs. Baylor (11/7/23)  
**Assists:** 2 vs. Southeastern Louisiana (11/10/23), vs. Baylor (11/7/23)  
**Blocks:** 2 vs. Southeastern Louisiana (11/10/23)  
**Steals:** 1 vs. Southeastern Louisiana (11/10/23)  
**Minutes Played:** 25 vs. Baylor (11/7/23)  
**Double-Figure Games:** 2  
**20-Point Games:** None  
**10-Rebound Games:** 2  
**5-Steal Games:** None  
**Double-Doubles:** 2  
**Dunks:** 1

## CAREER SUPERLATIVES

**Points:** 32 vs. Murray State (3/5/22)  
**Field Goals Made:** 13 vs. Murray State (3/5/22)  
**Field Goals Attempted:** 21 at Xavier (12/15/21)  
**3-Point Field Goals Made:** 2 (three times)  
**3-Point Field Goals Attempted:** 5 at Georgia (1/4/23)  
**Free Throws Made:** 9 vs. Presbyterian (12/6/21)  
**Free Throws Attempted:** 16 vs. Houston (3/18/23)  
**Rebounds:** 18 vs. Georgia (2/1/23), vs. Belmont (1/20/22)  
**Assists:** 5 (three times)  
**Blocks:** 12 vs. UT Martin (2/16/22)  
**Steals:** 4 vs. Colgate (12/2/22)  
**Minutes Played:** 37 at Murray State (1/29/22)  
**Double-Figure Games:** 85  
**20-Point Games:** 22  
**10-Rebound Games:** 48  
**Double-Doubles:** 48  
**Dunks:** 70

## CAREER HONORS

- 2023-24 Naismith Trophy Player of the Year Watch List
- 2023-24 Preseason All-SEC First Team (Coaches and Media)
- 2023-24 Kareem Abdul-Jabbar Center of the Year Award Watch List
- 2022-23 All-SEC Second Team
- 2022-23 USBWA All-District IV Team
- 2022 Cancun Challenge All-Tournament Team (Riviera Division)
- 2022-23 First-Year SEC Academic Honor Roll
- 2023 NABC Honors Court
- Two-Time NABC All-District 18 First Team (2020-21 and 2021-22)
- 2021-22 Ohio Valley Conference Defensive Player of the Year
- 2020-21 OVC Freshman of the Year
- Two-Time All-OVC First Team (2020-21 and 2021-22)
- Two-Time OVC All-Tournament Team (2020-21 and 2021-22)

## 2023-24 GAME-BY-GAME STATISTICS

Opponent	GS	Min.	FG-A	3FG-A	FT-A	O-D-T	PF	A	TO	BLK	STL	PTS
vs. Baylor	*	25	4-10	2-3	6-10	5-6-11	6	2	1	1	0	16
SE Louisiana	*	24	7-12	1-1	3-3	2-9-11	4	2	2	2	1	18
vs. Notre Dame												
vs. TBA												
Alabama A&M												
Virginia Tech												
at App State												
vs. Indiana												
vs. UNC Asheville												
USC												
Alabama State												
Chattanooga												
Penn												
at Arkansas												
Texas A&M												
LSU												
at Vanderbilt												
Ole Miss												
at Alabama												
at Mississippi St.												
Vanderbilt												
at Ole Miss												
Alabama												
at Florida												
South Carolina												
Kentucky												
at Georgia												
at Tennessee												
Mississippi State												
at Missouri												

## BROOME'S CAREER STATISTICS

SEASON	TEAM	GP-GS	MIN/AVG	Field Goals			3-Point			F-Throws		Rebounds				Scoring				
				FG-FGA	FG%	3FG-3FGA	3FG%	FT-FTA	FT%	OFF	DEF	TOT	AVG	PF-FO	A	TO	BLK	STL	PTS	AVG
2020-21	More	30-27	776/25.9	172-302	.570	0-0	.000	68-110	.618	91	179	270	9.0	61-0	20	57	56	18	412	13.7
2021-22	More	34-34	961/28.3	244-440	.555	0-5	.000	84-132	.636	112	246	358	10.5	84-1	41	81	131	24	572	16.8
2022-23	AUB	33-33	875/26.5	194-368	.527	9-31	.290	70-125	.560	96	181	277	8.4	99-4	44	57	78	29	467	14.2
2023-24	AUB	2-2	50/24.8	11-22	.500	3-4	.750	9-13	.692	7	15	22	11.0	10-1	4	3	3	1	34	17.0
<b>TOTAL FOR AUB</b>		<b>35-35</b>	<b>924/26.4</b>	<b>205-390</b>	<b>.526</b>	<b>12-35</b>	<b>.343</b>	<b>79-138</b>	<b>.572</b>	<b>103</b>	<b>196</b>	<b>299</b>	<b>8.5</b>	<b>109-5</b>	<b>48</b>	<b>60</b>	<b>81</b>	<b>30</b>	<b>501</b>	<b>14.3</b>
<b>TOTAL</b>		<b>99-96</b>	<b>2661/26.9</b>	<b>621-1132</b>	<b>.549</b>	<b>12-40</b>	<b>.300</b>	<b>231-380</b>	<b>.608</b>	<b>306</b>	<b>621</b>	<b>927</b>	<b>9.4</b>	<b>254-6</b>	<b>109</b>	<b>198</b>	<b>268</b>	<b>72</b>	<b>1485</b>	<b>15.0</b>

5

## CHRIS MOORE

F | 6-6 | 220 | Sr.  
West Memphis, Ark.  
(West Memphis HS)

## SEASON SUPERLATIVES

**Points:** 4 vs. Baylor (11/7/23)  
**Field Goals Made:** 2 vs. Baylor (11/7/23)  
**Field Goals Attempted:** 4 vs. Baylor (11/7/23)  
**3-Point Field Goals Made:** None  
**3-Point Field Goals Attempted:** 1 vs. Southeastern Louisiana (11/10/23)  
**Free Throws Made:** None  
**Free Throws Attempted:** None  
**Rebounds:** 2 vs. Southeastern Louisiana (11/10/23), vs. Baylor (11/7/23)  
**Assists:** 1 vs. Southeastern Louisiana (11/10/23), vs. Baylor (11/7/23)  
**Blocks:** 2 vs. Baylor (11/7/23)  
**Steals:** None  
**Minutes Played:** 23 vs. Baylor (11/7/23)  
**Double-Figure Games:** None  
**20-Point Games:** None  
**10-Rebound Games:** None  
**5-Steal Games:** None  
**Double-Doubles:** None  
**Dunks:** None

## CAREER SUPERLATIVES

**Points:** 16 vs. ULM (11/12/21)  
**Field Goals Made:** 5 at Washington (12/21/22), vs. ULM (11/12/21)  
**Field Goals Attempted:** 9 vs. ULM (11/12/21)  
**3-Point Field Goals Made:**  
 3 vs. Texas Southern (11/18/22), vs. Missouri (1/26/21)  
**3-Point Field Goals Attempted:**  
 4 vs. Georgia (2/1/23), vs. Texas Southern (11/18/22)  
**Free Throws Made:** 6 vs. ULM (11/12/21)  
**Free Throws Attempted:** 6 at USC (12/18/22), vs. ULM (11/12/21)  
**Rebounds:** 7 vs. Texas Southern (11/18/22)  
**Assists:** 4 vs. Missouri (2/14/23)  
**Blocks:** 2 vs. Baylor (11/7/23), vs. Yale (12/4/21)  
**Steals:** 3 vs. Florida (12/28/22), vs. Troy (12/19/20)  
**Minutes Played:** 25 at Alabama (3/1/23), vs. Florida (12/28/22)  
**Double-Figure Games:** 5  
**20-Point Games:** None  
**10-Rebound Games:** None  
**Double-Doubles:** None  
**Dunks:** 8

## 2023-24 GAME-BY-GAME STATISTICS

Opponent	GS	Min.	FG-A	3FG-A	FT-A	O-D-T	PF	A	TO	BLK	STL	PTS
vs. Baylor	*	23	2-4	0-0	0-0	0-2-2	4	1	0	2	0	4
SE Louisiana	*	12	1-2	0-1	0-0	1-1-2	0	1	1	1	0	2
vs. Notre Dame												
vs. TBA												
Alabama A&M												
Virginia Tech												
at App State												
vs. Indiana												
vs. UNC Asheville												
UNC												
Alabama State												
Chattanooga												
Penn												
at Arkansas												
Texas A&M												
LSU												
at Vanderbilt												
Ole Miss												
at Alabama												
at Mississippi St.												
Vanderbilt												
at Ole Miss												
Alabama												
at Florida												
South Carolina												
Kentucky												
at Georgia												
at Tennessee												
Mississippi State												
at Missouri												
Georgia												

## MOORE'S CAREER STATISTICS

SEASON	TEAM	GP-GS	MIN/AVG	Field Goals		3-Point		F-Throws		Rebounds				Scoring						
				FG-FGA	FG%	3FG-3FGA	3FG%	FT-FTA	FT%	OFF	DEF	TOT	AVG	PF-FO	A	TO	BLK	STL	PTS	AVG
2020-21	AUB	25-0	281/11.3	27-48	.563	6-15	.400	11-19	.579	28	23	51	2.0	28-0	12	18	6	8	71	2.8
2021-22	AUB	25-0	185/7.4	16-37	.432	0-5	.000	10-15	.667	20	15	35	1.4	19-0	6	15	4	8	42	1.7
2022-23	AUB	31-16	448/14.5	37-75	.493	9-22	.409	25-35	.714	36	30	66	2.1	47-0	19	21	9	15	108	3.5
2023-24	AUB	2-2	35/17.7	3-6	.500	0-1	.000	0-0	.000	1	3	4	2.0	4-0	2	1	3	0	6	3.0
<b>TOTAL</b>		<b>83-18</b>	<b>951/11.5</b>	<b>83-166</b>	<b>.500</b>	<b>15-43</b>	<b>.349</b>	<b>46-69</b>	<b>.667</b>	<b>85</b>	<b>71</b>	<b>156</b>	<b>1.9</b>	<b>98-0</b>	<b>39</b>	<b>55</b>	<b>22</b>	<b>31</b>	<b>227</b>	<b>2.7</b>

# 10

## CHAD BAKER-MAZARA

G/F | 6-7 | 180 | Jr.

Santo Domingo, Dominican Republic  
(NW Florida State College)



### SEASON SUPERLATIVES

**Points:** 12 vs. Southeastern Louisiana (11/10/23)  
**Field Goals Made:** 3 vs. Southeastern Louisiana (11/10/23)  
**Field Goals Attempted:** 6 vs. Southeastern Louisiana (11/10/23)  
**3-Point Field Goals Made:** 1 vs. Southeastern Louisiana (11/10/23)  
**3-Point Field Goals Attempted:** 3 vs. Southeastern Louisiana (11/10/23)  
**Free Throws Made:** 5 vs. Southeastern Louisiana (11/10/23)  
**Free Throws Attempted:** 6 vs. Southeastern Louisiana (11/10/23)  
**Rebounds:** 6 vs. Southeastern Louisiana (11/10/23)  
**Assists:** 1 vs. Southeastern Louisiana (11/10/23)  
**Blocks:** None  
**Steals:** 2 vs. Baylor (11/7/23)  
**Minutes Played:** 23 vs. Southeastern Louisiana (11/10/23)  
**Double-Figure Games:** 1  
**20-Point Games:** None  
**10-Rebound Games:** None  
**5-Steal Games:** None  
**Double-Doubles:** None  
**Dunks:** None

### CAREER SUPERLATIVES

**Points:** 23 at Fordham (1/27/21)  
**Field Goals Made:** 8 at Fordham (1/27/21)  
**Field Goals Attempted:** 15 at Fordham (1/27/21)  
**3-Point Field Goals Made:** 7 at Fordham (1/27/21)  
**3-Point Field Goals Attempted:** 11 at Fordham (1/27/21)  
**Free Throws Made:** 8 vs. Rhode Island (2/27/21)  
**Free Throws Attempted:** 9 vs. Rhode Island (2/27/21)  
**Rebounds:** 6 (three times)  
**Assists:** 5 vs. Rhode Island (1/20/21)  
**Blocks:** 3 vs. Rhode Island (2/27/21)  
**Steals:** 3 (five times)  
**Minutes Played:** 34 vs. Rhode Island (1/20/21)  
**Double-Figure Games:** 13  
**20-Point Games:** 3  
**10-Rebound Games:** None  
**Double-Doubles:** None  
**Dunks:** 13

### CAREER HONORS

- 2023 NJCAA Region 8 Most Outstanding Player
- 2023 NJCAA Region 8 All-Tournament Team
- 2023 All-Panhandle Conference First Team
- 2021-22 Mountain West Conference Sixth Man of the Year

### 2023-24 GAME-BY-GAME STATISTICS

Opponent	GS	Min.	FG-A	3FG-A	FT-A	O-D-T	PF	A	TO	BLK	STL	PTS
vs. Baylor		12	2-4	0-0	3-3	2-0-2	4	0	1	0	2	7
SE Louisiana		23	3-6	1-3	5-6	0-6-6	3	1	0	0	1	12
vs. Notre Dame												
vs. TBA												
Alabama A&M												
Virginia Tech												
at App State												
vs. Indiana												
vs. UNC Asheville												
USC												
Alabama State												
Chattanooga												
Penn												
at Arkansas												
Texas A&M												
LSU												
at Vanderbilt												
Ole Miss												
at Alabama												
at Mississippi St.												
Vanderbilt												
at Ole Miss												
Alabama												
at Florida												
South Carolina												
Kentucky												
at Georgia												
at Tennessee												
Mississippi State												
at Missouri												
Georgia												

### BAKER-MAZARA'S CAREER STATISTICS

SEASON	TEAM	GP-GS	MIN/AVG	Field Goals		3-Point		F-Throws		Rebounds				Scoring						
				FG-FGA	FG%	3FG-3FGA	3FG%	FT-FTA	FT%	OFF	DEF	TOT	AVG	PF-FO	A	TO	BLK	STL	PTS	AVG
2020-21	DU	15-13	364/24.3	46-105	.438	25-60	.417	26-32	.813	10	33	43	2.9	45-4	17	13	13	15	143	9.5
2021-22	SDSU	31-0	399/12.9	66-157	.420	22-56	.393	44-49	.898	9	54	63	2.0	45-0	18	23	14	21	198	6.4
2023-24	AUB	2-0	36/17.9	5-10	.500	1-3	.333	8-9	.889	2	6	8	4.0	7-0	1	1	0	3	19	9.5
<b>TOTAL FOR AUB</b>		<b>2-0</b>	<b>36/17.9</b>	<b>5-10</b>	<b>.500</b>	<b>1-3</b>	<b>.333</b>	<b>8-9</b>	<b>.889</b>	<b>2</b>	<b>6</b>	<b>8</b>	<b>4.0</b>	<b>7-0</b>	<b>1</b>	<b>1</b>	<b>0</b>	<b>3</b>	<b>19</b>	<b>9.5</b>
<b>TOTAL</b>		<b>48-13</b>	<b>799/16.6</b>	<b>117-272</b>	<b>.430</b>	<b>48-119</b>	<b>.403</b>	<b>78-90</b>	<b>.867</b>	<b>21</b>	<b>93</b>	<b>114</b>	<b>2.4</b>	<b>97-4</b>	<b>36</b>	<b>37</b>	<b>27</b>	<b>39</b>	<b>360</b>	<b>7.5</b>



12

## DENVER JONES

G | 6-4 | 205 | Jr.  
New Market, Ala.  
(FIU)

## SEASON SUPERLATIVES

**Points:** 13 vs. Baylor (11/7/23)  
**Field Goals Made:** 4 vs. Baylor (11/7/23)  
**Field Goals Attempted:** 10 vs. Baylor (11/7/23)  
**3-Point Field Goals Made:** 3 vs. Baylor (11/7/23)  
**3-Point Field Goals Attempted:** 5 vs. Baylor (11/7/23)  
**Free Throws Made:** 3 vs. Southeastern Louisiana (11/10/23)  
**Free Throws Attempted:** 4 vs. Southeastern Louisiana (11/10/23)  
**Rebounds:** 2 vs. Southeastern Louisiana (11/10/23)  
**Assists:** 4 vs. Southeastern Louisiana (11/10/23)  
**Blocks:** None  
**Steals:** 1 vs. Baylor (11/7/23)  
**Minutes Played:** 24 vs. Baylor (11/7/23)  
**Double-Figure Games:** 1  
**20-Point Games:** None  
**10-Rebound Games:** None  
**5-Steal Games:** None  
**Double-Doubles:** None  
**Dunks:** None

## CAREER SUPERLATIVES

**Points:** 30 at Rice (3/4/23)  
**Field Goals Made:** 10 (three times)  
**Field Goals Attempted:** 23 vs. Louisiana Tech (3/8/23)  
**3-Point Field Goals Made:** 7 vs. Southern Miss (2/3/22)  
**3-Point Field Goals Attempted:** 11 at UTSA (1/21/23)  
**Free Throws Made:** 11 vs. UAB (1/7/23)  
**Free Throws Attempted:** 12 vs. Rice (2/19/22)  
**Rebounds:** 13 at Eastern Michigan (12/11/21)  
**Assists:** 6 vs. Eastern Washington (11/27/22), vs. UNCG (11/21/21)  
**Blocks:** 1 (three times)  
**Steals:** 4 (six times)  
**Minutes Played:** 47 at Eastern Michigan (12/11/21)  
**Double-Figure Games:** 47  
**30-Point Games:** 1  
**20-Point Games:** 19  
**10-Rebound Games:** 1  
**Double-Doubles:** 1  
**Dunks:** 9

## CAREER HONORS

- 2022-23 All-Conference USA First Team
- Conference USA Freshman of the Week (Dec. 13, 2021)
- 2020-21 Jayhawk Conference Freshman of the Year
- 2020-21 NJCAA All-Region 6 Second Team
- 2020-21 All-Jayhawk Conference First Team

## 2023-24 GAME-BY-GAME STATISTICS

Opponent	GS	Min.	FG-A	3FG-A	FT-A	O-D-T	PF	A	TO	BLK	STL	PTS
vs. Baylor	*	24	4-10	3-5	2-2	0-1-1	2	2	2	0	1	13
SE Louisiana	*	22	2-5	1-3	3-4	0-2-2	1	4	2	0	0	8
vs. Notre Dame												
vs. TBA												
Alabama A&M												
Virginia Tech												
at App State												
vs. Indiana												
vs. UNC Asheville												
USC												
Alabama State												
Chattanooga												
Penn												
at Arkansas												
Texas A&M												
LSU												
at Vanderbilt												
Ole Miss												
at Alabama												
at Mississippi St.												
Vanderbilt												
at Ole Miss												
Alabama												
at Florida												
South Carolina												
Kentucky												
at Georgia												
at Tennessee												
Mississippi State												
at Missouri												
Georgia												

## JONES' CAREER STATISTICS

SEASON	TEAM	GP-GS	MIN/AVG	Field Goals			3-Point		F-Throws		Rebounds				Scoring					
				FG-FGA	FG%	3FG-3FGA	3FG%	FT-FTA	FT%	OFF	DEF	TOT	AVG	PF-FO	A	TO	BLK	STL	PTS	AVG
2021-22	FIU	31-7	832/26.8	114-294	.388	49-142	.345	112-125	.896	22	93	115	3.7	45-0	71	52	2	28	389	12.5
2022-23	FIU	28-28	935/33.4	187-391	.478	59-159	.371	131-155	.845	25	82	107	3.8	45-1	56	90	1	49	564	20.1
2023-24	AUB	2-2	46/23.1	6-15	.400	4-8	.500	5-6	.833	0	3	3	1.5	3-0	6	4	0	1	21	10.5
<b>TOTAL FOR AUB</b>		<b>2-2</b>	<b>46/23.1</b>	<b>6-15</b>	<b>.400</b>	<b>4-8</b>	<b>.500</b>	<b>5-6</b>	<b>.833</b>	<b>0</b>	<b>3</b>	<b>3</b>	<b>1.5</b>	<b>3-0</b>	<b>6</b>	<b>4</b>	<b>0</b>	<b>1</b>	<b>21</b>	<b>10.5</b>
<b>TOTAL</b>		<b>61-37</b>	<b>1813/29.7</b>	<b>307-700</b>	<b>.439</b>	<b>112-309</b>	<b>.362</b>	<b>248-286</b>	<b>.867</b>	<b>47</b>	<b>178</b>	<b>225</b>	<b>3.7</b>	<b>93-1</b>	<b>133</b>	<b>146</b>	<b>3</b>	<b>78</b>	<b>974</b>	<b>16.0</b>

20

**CARTER SOBERA**G | 6-5 | 210 | Sr.  
Birmingham, Ala.  
Mountain Brook HS**SEASON SUPERLATIVES**

**Points:** None  
**Field Goals Made:** None  
**Field Goals Attempted:** None  
**3-Point Field Goals Made:** None  
**3-Point Field Goals Attempted:** None  
**Free Throws Made:** None  
**Free Throws Attempted:** None  
**Rebounds:** None  
**Assists:** None  
**Blocks:** None  
**Steals:** None  
**Minutes Played:** None  
**Double-Figure Games:** None  
**20-Point Games:** None  
**10-Rebound Games:** None  
**5-Steal Games:** None  
**Double-Doubles:** None  
**Dunks:** None

**CAREER SUPERLATIVES**

**Points:** 3 vs. Alabama (2/1/22)  
**Field Goals Made:** 1 vs. Alabama (2/1/22)  
**Field Goals Attempted:** 1 vs. Alabama (2/1/22)  
**3-Point Field Goals Made:** None  
**3-Point Field Goals Attempted:** None  
**Free Throws Made:** 1 vs. Alabama (2/1/22)  
**Free Throws Attempted:** 2 vs. Yale (12/4/21)  
**Rebounds:** 2 vs. Yale (12/4/21)  
**Assists:** None  
**Blocks:** None  
**Steals:** 1 vs. Yale (12/4/21)  
**Minutes Played:** 2 vs. Yale (12/4/21)  
**20-Point Games:** None  
**10-Rebound Games:** None  
**Double-Doubles:** None  
**Dunks:** None

**CAREER HONORS**

- 2023 NABC Honors Court
- Two-Time SEC Academic Honor Roll (2021-22 and 2022-23)

**2023-24 GAME-BY-GAME STATISTICS**

Opponent	GS	Min.	FG-A	3FG-A	FT-A	O-D-T	PF	A	TO	BLK	STL	PTS
vs. Baylor			DNP									
SE Louisiana			DNP									
vs. Notre Dame												
vs. TBA												
Alabama A&M												
Virginia Tech												
at App State												
vs. Indiana												
vs. UNC Asheville												
USC												
Alabama State												
Chattanooga												
Penn												
at Arkansas												
Texas A&M												
LSU												
at Vanderbilt												
Ole Miss												
at Alabama												
at Mississippi St.												
Vanderbilt												
at Ole Miss												
Alabama												
at Florida												
South Carolina												
Kentucky												
at Georgia												
at Tennessee												
Mississippi State												
at Missouri												
Georgia												

**SOBERA'S CAREER STATISTICS**

SEASON	TEAM	GP-GS	MIN/AVG	Field Goals		3-Point		F-Throws		Rebounds				Scoring						
				FG-FGA	FG%	3FG-3FGA	3FG%	FT-FTA	FT%	OFF	DEF	TOT	AVG	PF	FO	A	TO	BLK	STL	PTS
2021-22	AUB	4-0	6/1.6	1-1	1.000	0-0	.000	1-3	.333	0	4	4	1.0	1-0	0	1	0	1	3	0.8
2022-23	AUB	3-0	2/0.6	0-0	.000	0-0	.000	0-0	.000	0	0	0	0.0	0-0	0	0	0	0	0	0.0
<b>TOTAL</b>		<b>7-0</b>	<b>8/1.1</b>	<b>1-1</b>	<b>1.000</b>	<b>0-0</b>	<b>.000</b>	<b>1-3</b>	<b>.333</b>	<b>0</b>	<b>4</b>	<b>4</b>	<b>0.6</b>	<b>1-0</b>	<b>0</b>	<b>1</b>	<b>0</b>	<b>1</b>	<b>3</b>	<b>0.4</b>

23

**ADDARIN SCOTT**

F | 6-9 | 207 | Jr.  
Dallas, Texas  
(Navarro College)



**SEASON SUPERLATIVES**

**Points:** None  
**Field Goals Made:** None  
**Field Goals Attempted:** None  
**3-Point Field Goals Made:** None  
**3-Point Field Goals Attempted:** None  
**Free Throws Made:** None  
**Free Throws Attempted:** None  
**Rebounds:** None  
**Assists:** None  
**Blocks:** None  
**Steals:** None  
**Minutes Played:** None  
**Double-Figure Games:** None  
**20-Point Games:** None  
**10-Rebound Games:** None  
**5-Steal Games:** None  
**Double-Doubles:** None  
**Dunks:** None

**CAREER SUPERLATIVES**

**Points:** None  
**Field Goals Made:** None  
**Field Goals Attempted:** None  
**3-Point Field Goals Made:** None  
**3-Point Field Goals Attempted:** None  
**Free Throws Made:** None  
**Free Throws Attempted:** None  
**Rebounds:** None  
**Assists:** None  
**Blocks:** None  
**Steals:** None  
**Minutes Played:** None  
**Double-Figure Games:** None  
**20-Point Games:** None  
**10-Rebound Games:** None  
**5-Steal Games:** None  
**Double-Doubles:** None  
**Dunks:** None


**2023-24 GAME-BY-GAME STATISTICS**

Opponent	GS	Min.	FG-A	3FG-A	FT-A	O-D-T	PF	A	TO	BLK	STL	PTS
vs. Baylor												DNP
SE Louisiana												DNP
vs. Notre Dame												
vs. TBA												
Alabama A&M												
Virginia Tech												
at App State												
vs. Indiana												
vs. UNC Asheville												
USC												
Alabama State												
Chattanooga												
Penn												
at Arkansas												
Texas A&M												
LSU												
at Vanderbilt												
Ole Miss												
at Alabama												
at Mississippi St.												
Vanderbilt												
at Ole Miss												
Alabama												
at Florida												
South Carolina												
Kentucky												
at Georgia												
at Tennessee												
Mississippi State												
at Missouri												
Georgia												

**SCOTT'S CAREER STATISTICS**

# 24

**LIOR BERMAN**  
 G | 6-4 | 210 | Gr.  
 Birmingham, Ala.  
 (Mountain Brook HS)



### SEASON SUPERLATIVES

**Points:** None  
**Field Goals Made:** None  
**Field Goals Attempted:** 1 vs. Southeastern Louisiana (11/10/23)  
**3-Point Field Goals Made:** None  
**3-Point Field Goals Attempted:** 1 vs. Southeastern Louisiana (11/10/23)  
**Free Throws Made:** None  
**Free Throws Attempted:** None  
**Rebounds:** None  
**Assists:** None  
**Blocks:** None  
**Steals:** None  
**Minutes Played:** 4 vs. Baylor (11/7/23)  
**Double-Figure Games:** None  
**20-Point Games:** None  
**10-Rebound Games:** None  
**5-Steal Games:** None  
**Double-Doubles:** None  
**Dunks:** None

### CAREER SUPERLATIVES

**Points:** 8 (four times)  
**Field Goals Made:** 3 (four times)  
**Field Goals Attempted:** 6 vs. Nebraska (12/11/21)  
**3-Point Field Goals Made:** 2 (six times)  
**3-Point Field Goals Attempted:** 4 (three times)  
**Free Throws Made:** 1 (four times)  
**Free Throws Attempted:** 2 at South Carolina (1/21/23), vs. Mississippi State (1/14/23)  
**Rebounds:** 4 vs. Texas A&M (1/25/23), vs. North Alabama (12/14/21)  
**Assists:** 1 (nine times)  
**Blocks:** 1 vs. North Alabama (12/14/21)  
**Steals:** 1 (13 times)  
**Minutes Played:** 19 vs. Nebraska (12/11/21)  
**Double-Figure Games:** None  
**20-Point Games:** None  
**10-Rebound Games:** None  
**Double-Doubles:** None  
**Dunks:** 1

### CAREER HONORS

- Three-Time SEC Academic Honor Roll (2020-21, 2021-22 and 2022-23)
- 2022 CSC Academic All-District Team
- Three-Time NABC Honors Court (2021, 2022 and 2023)
- 2019-20 First-Year SEC Academic Honor Roll

### 2023-24 GAME-BY-GAME STATISTICS

Opponent	GS	Min.	FG-A	3FG-A	FT-A	O-D-T	PF	A	TO	BLK	STL	PTS
vs. Baylor		4	0-0	0-0	0-0	0-0-0	1	0	0	0	0	0
SE Louisiana		2	0-1	0-1	0-0	0-0-0	0	0	0	0	0	0
vs. Notre Dame												
vs. TBA												
Alabama A&M												
Virginia Tech												
at App State												
vs. Indiana												
vs. UNC Asheville												
USC												
Alabama State												
Chattanooga												
Penn												
at Arkansas												
Texas A&M												
LSU												
at Vanderbilt												
Ole Miss												
at Alabama												
at Mississippi St.												
Vanderbilt												
at Ole Miss												
Alabama												
at Florida												
South Carolina												
Kentucky												
at Georgia												
at Tennessee												
Mississippi State												
at Missouri												
Georgia												

### BERMAN'S CAREER STATISTICS

SEASON	TEAM	GP-GS	MIN/AVG	Field Goals		3-Point		F-Throws		Rebounds				Scoring						
				FG-FGA	FG%	3FG-3FGA	3FG%	FT-FTA	FT%	OFF	DEF	TOT	AVG	PF-FO	A	TO	BLK	STL	PTS	AVG
2019-20	AUB	2-0	3/1.4	0-1	.000	0-0	.000	0-0	.000	0	0	0	0.0	0-0	0	0	0	0	0	0.0
2020-21	AUB	11-0	29/2.7	4-12	.333	4-11	.364	1-1	1.000	0	2	2	0.2	1-0	0	0	0	0	13	1.2
2021-22	AUB	20-0	166/8.3	16-40	.400	8-17	.471	0-1	.000	8	6	14	0.7	18-0	6	3	1	5	40	2.0
2022-23	AUB	25-0	236/9.4	20-49	.408	11-31	.355	3-5	.600	12	17	29	1.2	31-0	3	8	0	8	54	2.2
2023-24	AUB	2-0	7/3.5	0-1	.000	0-1	.000	0-0	.000	0	0	0	0.0	1-0	0	0	0	0	0	0.0
<b>TOTAL</b>		<b>60-0</b>	<b>440/7.3</b>	<b>40-103</b>	<b>.388</b>	<b>23-60</b>	<b>.383</b>	<b>4-7</b>	<b>.571</b>	<b>20</b>	<b>25</b>	<b>45</b>	<b>0.8</b>	<b>51-0</b>	<b>9</b>	<b>11</b>	<b>1</b>	<b>13</b>	<b>107</b>	<b>1.8</b>

# 31

## CHANEY JOHNSON

G | 6-7 | 220 | Jr.  
Alabaster, Ala.  
(UAH)



### SEASON SUPERLATIVES

- Points:** 4 vs. Southeastern Louisiana (11/10/23)
- Field Goals Made:** 2 vs. Southeastern Louisiana (11/10/23)
- Field Goals Attempted:** 11 vs. Southeastern Louisiana (11/10/23)
- 3-Point Field Goals Made:** None
- 3-Point Field Goals Attempted:** 3 vs. Southeastern Louisiana (11/10/23)
- Free Throws Made:** None
- Free Throws Attempted:** None
- Rebounds:** 11 vs. Southeastern Louisiana (11/10/23)
- Assists:** 1 vs. Southeastern Louisiana (11/10/23), vs. Baylor (11/7/23)
- Blocks:** 1 vs. Southeastern Louisiana (11/10/23)
- Steals:** 1 vs. Southeastern Louisiana (11/10/23)
- Minutes Played:** 18 vs. Southeastern Louisiana (11/10/23)
- Double-Figure Games:** None
- 20-Point Games:** None
- 10-Rebound Games:** 1
- 5-Steal Games:** None
- Double-Doubles:** None
- Dunks:** None

### CAREER HONORS

- 2023 Alabama Sports Writers Association Small College Athlete of the Year
- 2023 Gulf South Conference Player of the Year
- Two-Time NABC Division II All-District South Team (2022 and 2023)
- Two-Time All-Gulf South Conference First Team (2022 and 2023)
- Three-Time GSC Academic Honor Roll (2020-21, 2021-22, 2022-23)

### 2023-24 GAME-BY-GAME STATISTICS

Opponent	GS	Min.	FG-A	3FG-A	FT-A	O-D-T	PF	A	TO	BLK	STL	PTS
vs. Baylor	13	1-3	0-0	0-0	1-2-3	2	1	0	0	0	2	
SE Louisiana	18	2-11	0-3	0-0	7-4-11	1	1	3	1	1	4	
vs. Notre Dame												
vs. TBA												
Alabama A&M												
Virginia Tech												
at App State												
vs. Indiana												
vs. UNC Asheville												
USC												
Alabama State												
Chattanooga												
Penn												
at Arkansas												
Texas A&M												
LSU												
at Vanderbilt												
Ole Miss												
at Alabama												
at Mississippi St.												
Vanderbilt												
at Ole Miss												
Alabama												
at Florida												
South Carolina												
Kentucky												
at Georgia												
at Tennessee												
Mississippi State												
at Missouri												
Georgia												

### CAREER SUPERLATIVES (DIVISION II and DIVISION I)

- Points:** 35 vs. Embry-Riddle (11/7/21)
- Field Goals Made:** 13 vs. Embry-Riddle (11/7/21)
- Field Goals Attempted:** 23 vs. Lee (2/12/22)
- 3-Point Field Goals Made:** 5 vs. Embry-Riddle (11/7/21)
- 3-Point Field Goals Attempted:** 6 vs. Embry-Riddle (11/7/21)
- Free Throws Made:** 10 vs. Mississippi College (2/4/23)
- Free Throws Attempted:** 14 vs. Mississippi College (2/4/23)
- Rebounds:** 12 vs. Lee (12/2/22), vs. West Georgia (3/1/22)
- Assists:** 6 vs. Montevallo (1/18/23)
- Blocks:** 3 at Nova Southeastern (3/14/23), Christian Brothers (1/13/22)
- Steals:** 4 vs. Union (3/6/22)
- Minutes Played:** 38 at West Alabama (11/28/22)
- Double-Figure Games:** 67
- 30-Point Games:** 1
- 20-Point Games:** 17
- 10-Rebound Games:** 7
- Double-Doubles:** 5
- Dunks:** 64

### JOHNSON'S CAREER STATISTICS (DIVISION II and DIVISION I)

SEASON	TEAM	GP-GS	MIN/AVG	Field Goals		3-Point		F-Throws		Rebounds				Scoring						
				FG-FGA	FG%	3FG-3FGA	3FG%	FT-FTA	FT%	OFF	DEF	TOT	AVG	PF-FO	A	TO	BLK	STL	PTS	AVG
2020-21	UAH	19-0	220/11.6	31-72	.431	11-28	.393	10-20	.500	12	25	37	1.9	31-0	4	19	2	6	83	4.4
2021-22	UAH	33-31	781/23.7	218-372	.586	32-69	.464	86-115	.748	61	126	187	5.7	100-9	39	75	22	26	554	16.8
2022-23	UAH	35-35	891/25.5	203-392	.518	24-81	.296	128-167	.766	49	182	231	6.6	69-1	55	74	18	39	558	15.9
2023-24	AUB	2-0	32/16.1	3-14	.214	0-3	.000	0-0	.000	8	6	14	7.0	3-0	2	3	1	1	6	3.0
<b>TOTAL FOR AUB</b>		<b>2-0</b>	<b>32/16.1</b>	<b>3-14</b>	<b>.214</b>	<b>0-3</b>	<b>.000</b>	<b>0-0</b>	<b>.000</b>	<b>8</b>	<b>6</b>	<b>14</b>	<b>7.0</b>	<b>3-0</b>	<b>2</b>	<b>3</b>	<b>1</b>	<b>1</b>	<b>6</b>	<b>3.0</b>
<b>TOTAL</b>		<b>89-66</b>	<b>1925/21.6</b>	<b>455-850</b>	<b>.535</b>	<b>67-181</b>	<b>.370</b>	<b>224-302</b>	<b>.742</b>	<b>130</b>	<b>339</b>	<b>469</b>	<b>5.3</b>	<b>203-10</b>	<b>100</b>	<b>171</b>	<b>43</b>	<b>72</b>	<b>1201</b>	<b>13.5</b>

44

## DYLAN CARDWELL

G | 6-11 | 255 | Sr.  
Augusta, Ga.  
(McEachern HS)

## SEASON SUPERLATIVES

**Points:** 6 vs. Southeastern Louisiana (11/10/23)  
**Field Goals Made:** 3 vs. Southeastern Louisiana (11/10/23)  
**Field Goals Attempted:**  
 3 vs. Southeastern Louisiana (11/10/23), vs. Baylor (11/7/23)  
**3-Point Field Goals Made:** None  
**3-Point Field Goals Attempted:** None  
**Free Throws Made:** 1 vs. Baylor (11/7/23)  
**Free Throws Attempted:** 3 vs. Baylor (11/7/23)  
**Rebounds:** 4 vs. Southeastern Louisiana (11/10/23), vs. Baylor (11/7/23)  
**Assists:** 4 vs. Baylor (11/7/23)  
**Blocks:** 5 vs. Baylor (11/7/23)  
**Steals:** 1 vs. Baylor (11/7/23)  
**Minutes Played:** 16 vs. Southeastern Louisiana (11/10/23)  
**Double-Figure Games:** None  
**20-Point Games:** None  
**10-Rebound Games:** None  
**5-Steal Games:** None  
**Double-Doubles:** None  
**Dunks:** 2

## CAREER SUPERLATIVES

**Points:** 10 vs. Ole Miss (2/6/21), vs. Yale (12/4/21)  
**Field Goals Made:** 5 vs. Ole Miss (2/6/21), vs. Yale (12/4/21)  
**Field Goals Attempted:** 8 vs. Missouri (2/14/23)  
**3-Point Field Goals Made:** 1 vs. Mississippi State (3/6/21)  
**3-Point Field Goals Attempted:** 1 (three times)  
**Free Throws Made:** 6 vs. Missouri (1/26/21)  
**Free Throws Attempted:** 7 vs. Missouri (1/26/21)  
**Rebounds:** 10 vs. Missouri (2/14/23)  
**Assists:** 4 vs. Baylor (11/7/23)  
**Blocks:** 5 (three times)  
**Steals:** 4 at South Carolina (1/4/22)  
**Minutes Played:** 29 vs. Ole Miss (2/6/21)  
**Double-Figure Games:** 2  
**20-Point Games:** None  
**10-Rebound Games:** 1  
**Double-Doubles:** None  
**Dunks:** 69

## CAREER HONORS

- 2022-23 CSC Academic All-District Team
- 2023 NABC Honors Court
- 2021-22 SEC Community Service Team
- Two-Time SEC Academic Honor Roll (2021-22 and 2022-23)
- 2020-21 First-Year SEC Academic Honor Roll

## 2023-24 GAME-BY-GAME STATISTICS

Opponent	GS	Min.	FG-A	3FG-A	FT-A	O-D-T	PF	A	TO	BLK	STL	PTS
vs. Baylor	14	2-3	0-0	1-3	2-2-4	4	4	0	5	1	5	
SE Louisiana	16	3-3	0-0	0-0	2-2-4	3	0	0	1	0	6	
vs. Notre Dame												
vs. TBA												
Alabama A&M												
Virginia Tech												
at App State												
vs. Indiana												
vs. UNC Asheville												
USC												
Alabama State												
Chattanooga												
Penn												
at Arkansas												
Texas A&M												
LSU												
at Vanderbilt												
Ole Miss												
at Alabama												
at Mississippi St.												
Vanderbilt												
at Ole Miss												
Alabama												
at Florida												
South Carolina												
Kentucky												
at Georgia												
at Tennessee												
Mississippi State												
at Missouri												
Georgia												

## CARDWELL'S CAREER STATISTICS

SEASON	TEAM	GP-GS	MIN/AVG	Field Goals		3-Point		F-Throws		Rebounds				Scoring						
				FG-FGA	FG%	3FG-3FGA	3FG%	FT-FTA	FT%	OFF	DEF	TOT	AVG	PF-FO	A	TO	BLK	STL	PTS	AVG
2020-21	AUB	27-0	409/15.1	43-61	.705	1-1	1.000	16-28	.571	49	49	98	3.6	57-1	13	41	17	12	103	3.8
2021-22	AUB	34-0	394/11.6	49-71	.690	0-1	.000	4-10	.400	53	49	102	3.0	60-0	18	9	42	18	102	3.0
2022-23	AUB	32-1	428/13.4	56-75	.747	0-1	.000	7-22	.318	54	66	120	3.8	64-0	35	20	43	9	119	3.7
2023-24	AUB	2-0	30/15.1	5-6	.833	0-0	.000	1-3	.333	4	4	8	4.0	7-0	4	0	6	1	11	5.5
<b>TOTAL</b>		<b>95-1</b>	<b>1261/13.3</b>	<b>153-213</b>	<b>.718</b>	<b>1-3</b>	<b>.333</b>	<b>28-63</b>	<b>.444</b>	<b>160</b>	<b>168</b>	<b>328</b>	<b>3.5</b>	<b>188-1</b>	<b>70</b>	<b>70</b>	<b>108</b>	<b>40</b>	<b>335</b>	<b>3.5</b>

# 2023-24 OVERALL STATISTICS

## Game Records

Record	Overall	Home	Away	Neutral
ALL GAMES	1-1	1-0	0-0	0-1
CONFERENCE	0-0	0-0	0-0	0-0
NON-CONFERENCE	1-1	1-0	0-0	0-1

## Score by Periods

Team	1st	2nd	OT	TOT
Auburn	82	86	0	168
Opponents	62	97	0	159

## Team Box Score

No.	Player	Total			3-Point		F-Throw		Rebounds													
		GP-GS	MIN	AVG	FG-FGA	FG%	3FG-3FGA	3FG%	FT-FTA	FT%	OFF	DEF	TOT	AVG	PF	DQ	A	TO	BLK	STL	PTS	AVG
4	BROOME, Johni	2-2	49:34	24.8	11-22	.500	3-4	.750	9-13	.692	7	15	22	11.0	10	1	4	3	3	1	34	17.0
1	HOLLOWAY, Aden	2-0	48:10	24.1	10-25	.400	7-16	.438	3-5	.600	0	3	3	1.5	2	0	9	3	1	0	30	15.0
12	JONES, Denver	2-2	46:09	23.1	6-15	.400	4-8	.500	5-6	.833	0	3	3	1.5	3	0	6	4	0	1	21	10.5
0	JOHNSON, K.D.	2-0	35:34	17.8	7-14	.500	2-6	.333	3-3	1.000	0	2	2	1.0	6	0	3	2	0	3	19	9.5
10	BAKER-MAZARA, Chad	2-0	35:46	17.9	5-10	.500	1-3	.333	8-9	.889	2	6	8	4.0	7	0	1	1	0	3	19	9.5
2	WILLIAMS, Jaylin	2-2	47:59	24.0	4-13	.308	2-6	.333	3-4	.750	4	5	9	4.5	2	0	3	3	3	1	13	6.5
44	CARDWELL, Dylan	2-0	30:10	15.1	5-6	.833	0-0	.000	1-3	.333	4	4	8	4.0	7	0	4	0	6	1	11	5.5
3	DONALDSON, Tre	2-2	31:50	15.9	3-7	.429	1-3	.333	2-2	1.000	0	6	6	3.0	6	0	5	5	0	0	9	4.5
31	JOHNSON, Chaney	2-0	32:17	16.1	3-14	.214	0-3	.000	0-0	.000	8	6	14	7.0	3	0	2	3	1	1	6	3.0
5	MOORE, Chris	2-2	35:30	17.7	3-6	.500	0-1	.000	0-0	.000	1	3	4	2.0	4	0	2	1	3	0	6	3.0
24	BERMAN, Lior	2-0	07:01	3.5	0-1	.000	0-1	.000	0-0	.000	0	0	0	0.0	1	0	0	0	0	0	0	0.0
Team											3	2	5					1				
<b>Total</b>		<b>2</b>	<b>400</b>		<b>57-133</b>	<b>.429</b>	<b>20-51</b>	<b>.392</b>	<b>34-45</b>	<b>.756</b>	<b>29</b>	<b>55</b>	<b>84</b>	<b>42.0</b>	<b>51</b>	<b>1</b>	<b>39</b>	<b>26</b>	<b>17</b>	<b>11</b>	<b>168</b>	<b>84.0</b>
<b>Opponents</b>		<b>2</b>	<b>400</b>		<b>51-123</b>	<b>.415</b>	<b>14-33</b>	<b>.424</b>	<b>43-56</b>	<b>.768</b>	<b>24</b>	<b>47</b>	<b>71</b>	<b>35.5</b>	<b>41</b>	<b>0</b>	<b>16</b>	<b>24</b>	<b>5</b>	<b>15</b>	<b>159</b>	<b>79.5</b>

## Team Statistics

	AUB	OPP
<b>Scoring</b>	<b>168</b>	<b>159</b>
Points per game	84.0	79.5
Scoring margin	+4.5	-
<b>Field goals-att</b>	<b>57-133</b>	<b>51-123</b>
Field goal pct	.429	.415
<b>3 point fg-att</b>	<b>20-51</b>	<b>14-33</b>
3-point FG pct	.392	.424
3-pt FG made per game	10.0	7.0
<b>Free throws-att</b>	<b>34-45</b>	<b>43-56</b>
Free throw pct	.756	.768
F-Throws made per game	17.0	21.5
<b>Rebounds</b>	<b>84</b>	<b>71</b>
Rebounds per game	42.0	35.5
Rebounding margin	+6.5	-
<b>Assists</b>	<b>39</b>	<b>16</b>
Assists per game	19.5	8.0
<b>Turnovers</b>	<b>26</b>	<b>24</b>
Turnovers per game	13.0	12.0
Turnover margin	-1.0	-
Assist/turnover ratio	1.5	0.7
<b>Steals</b>	<b>11</b>	<b>15</b>
Steals per game	5.5	7.5
<b>Blocks</b>	<b>17</b>	<b>5</b>
Blocks per game	8.5	2.5
<b>Winning streak</b>	<b>1</b>	<b>-</b>
Home win streak	1	-
<b>Attendance</b>	<b>9121</b>	<b>0</b>
Home games-Avg/Game	1-9121	0-0
Neutral site-Avg/Game	-	1-3028

## Team Results

Date	Opponent		Score	Att.
11/07/2023	vs Baylor	L	82-88	3028
11/10/2023	Southeastern La.	W	86-71	9121

# TEAM AND OPPONENT SUPERLATIVES

## AUBURN GAME HIGHS

### Auburn - Game Highs

<b>POINTS</b>	86	vs Southeastern La. (11/10/2023)
	82	vs Baylor (N) (11/07/2023)
<b>FIELD GOALS MADE</b>	29	vs Southeastern La. (11/10/2023)
	28	vs Baylor (N) (11/07/2023)
<b>FIELD GOAL ATTEMPTS</b>	70	vs Southeastern La. (11/10/2023)
	63	vs Baylor (N) (11/07/2023)
<b>FIELD GOAL PERCENTAGE</b>	.444 (28-63)	vs Baylor (N) (11/07/2023)
	.414 (29-70)	vs Southeastern La. (11/10/2023)
<b>3 PT FG MADE</b>	11	vs Southeastern La. (11/10/2023)
	9	vs Baylor (N) (11/07/2023)
<b>3 PT FG ATTEMPTS</b>	32	vs Southeastern La. (11/10/2023)
	19	vs Baylor (N) (11/07/2023)
<b>3 PT FG PERCENTAGE</b>	.474 (9-19)	vs Baylor (N) (11/07/2023)
	.344 (11-32)	vs Southeastern La. (11/10/2023)
<b>FREE THROWS MADE</b>	17	vs Southeastern La. (11/10/2023)
	17	vs Baylor (N) (11/07/2023)
<b>FREE THROW ATTEMPTS</b>	25	vs Baylor (N) (11/07/2023)
	20	vs Southeastern La. (11/10/2023)
<b>FREE THROW PERCENTAGE</b>	.850 (17-20)	vs Southeastern La. (11/10/2023)
	.680 (17-25)	vs Baylor (N) (11/07/2023)
<b>REBOUNDS</b>	46	vs Southeastern La. (11/10/2023)
	38	vs Baylor (N) (11/07/2023)
<b>ASSISTS</b>	21	vs Southeastern La. (11/10/2023)
	18	vs Baylor (N) (11/07/2023)
<b>STEALS</b>	6	vs Southeastern La. (11/10/2023)
	5	vs Baylor (N) (11/07/2023)
<b>BLOCKED SHOTS</b>	10	vs Baylor (N) (11/07/2023)
	7	vs Southeastern La. (11/10/2023)
<b>TURNOVERS</b>	15	vs Baylor (N) (11/07/2023)
	11	vs Southeastern La. (11/10/2023)
<b>FOULS</b>	32	vs Baylor (N) (11/07/2023)
	19	vs Southeastern La. (11/10/2023)

## OPPONENT GAME HIGHS

### Opponent - Game Highs

<b>POINTS</b>	88	vs Baylor (N) (11/07/2023)
	71	vs Southeastern La. (11/10/2023)
<b>FIELD GOALS MADE</b>	26	vs Baylor (N) (11/07/2023)
	25	vs Southeastern La. (11/10/2023)
<b>FIELD GOAL ATTEMPTS</b>	63	vs Southeastern La. (11/10/2023)
	60	vs Baylor (N) (11/07/2023)
<b>FIELD GOAL PERCENTAGE</b>	.433 (26-60)	vs Baylor (N) (11/07/2023)
	.397 (25-63)	vs Southeastern La. (11/10/2023)
<b>3 PT FG MADE</b>	9	vs Baylor (N) (11/07/2023)
	5	vs Southeastern La. (11/10/2023)
<b>3 PT FG ATTEMPTS</b>	19	vs Baylor (N) (11/07/2023)
	14	vs Southeastern La. (11/10/2023)
<b>3 PT FG PERCENTAGE</b>	.474 (9-19)	vs Baylor (N) (11/07/2023)
	.357 (5-14)	vs Southeastern La. (11/10/2023)
<b>FREE THROWS MADE</b>	27	vs Baylor (N) (11/07/2023)
	16	vs Southeastern La. (11/10/2023)
<b>FREE THROW ATTEMPTS</b>	34	vs Baylor (N) (11/07/2023)
	22	vs Southeastern La. (11/10/2023)
<b>FREE THROW PERCENTAGE</b>	.794 (27-34)	vs Baylor (N) (11/07/2023)
	.727 (16-22)	vs Southeastern La. (11/10/2023)
<b>REBOUNDS</b>	38	vs Baylor (N) (11/07/2023)
	33	vs Southeastern La. (11/10/2023)
<b>ASSISTS</b>	10	vs Baylor (N) (11/07/2023)
	6	vs Southeastern La. (11/10/2023)
<b>STEALS</b>	10	vs Baylor (N) (11/07/2023)
	5	vs Southeastern La. (11/10/2023)
<b>BLOCKED SHOTS</b>	4	vs Baylor (N) (11/07/2023)
	1	vs Southeastern La. (11/10/2023)
<b>TURNOVERS</b>	15	vs Baylor (N) (11/07/2023)
	9	vs Southeastern La. (11/10/2023)
<b>FOULS</b>	22	vs Baylor (N) (11/07/2023)
	19	vs Southeastern La. (11/10/2023)

## AUBURN GAME LOWS

### Auburn - Game Lows

<b>POINTS</b>	82	vs Baylor (N) (11/07/2023)
	86	vs Southeastern La. (11/10/2023)
<b>FIELD GOALS MADE</b>	28	vs Baylor (N) (11/07/2023)
	29	vs Southeastern La. (11/10/2023)
<b>FIELD GOAL ATTEMPTS</b>	63	vs Baylor (N) (11/07/2023)
	70	vs Southeastern La. (11/10/2023)
<b>FIELD GOAL PERCENTAGE</b>	.414 (29-70)	vs Southeastern La. (11/10/2023)
	.444 (28-63)	vs Baylor (N) (11/07/2023)
<b>3 PT FG MADE</b>	9	vs Baylor (N) (11/07/2023)
	11	vs Southeastern La. (11/10/2023)
<b>3 PT FG ATTEMPTS</b>	19	vs Baylor (N) (11/07/2023)
	32	vs Southeastern La. (11/10/2023)
<b>3 PT FG PERCENTAGE</b>	.344 (11-32)	vs Southeastern La. (11/10/2023)
	.474 (9-19)	vs Baylor (N) (11/07/2023)
<b>FREE THROWS MADE</b>	17	vs Southeastern La. (11/10/2023)
	17	vs Baylor (N) (11/07/2023)
<b>FREE THROW ATTEMPTS</b>	20	vs Southeastern La. (11/10/2023)
	25	vs Baylor (N) (11/07/2023)
<b>FREE THROW PERCENTAGE</b>	.680 (17-25)	vs Baylor (N) (11/07/2023)
	.850 (17-20)	vs Southeastern La. (11/10/2023)
<b>REBOUNDS</b>	38	vs Baylor (N) (11/07/2023)
	46	vs Southeastern La. (11/10/2023)
<b>ASSISTS</b>	18	vs Baylor (N) (11/07/2023)
	21	vs Southeastern La. (11/10/2023)
<b>STEALS</b>	5	vs Baylor (N) (11/07/2023)
	6	vs Southeastern La. (11/10/2023)
<b>BLOCKED SHOTS</b>	7	vs Southeastern La. (11/10/2023)
	10	vs Baylor (N) (11/07/2023)
<b>TURNOVERS</b>	11	vs Southeastern La. (11/10/2023)
	15	vs Baylor (N) (11/07/2023)
<b>FOULS</b>	19	vs Southeastern La. (11/10/2023)
	32	vs Baylor (N) (11/07/2023)

## OPPONENT GAME LOWS

### Opponent - Game Lows

<b>POINTS</b>	71	vs Southeastern La. (11/10/2023)
	88	vs Baylor (N) (11/07/2023)
<b>FIELD GOALS MADE</b>	25	vs Southeastern La. (11/10/2023)
	26	vs Baylor (N) (11/07/2023)
<b>FIELD GOAL ATTEMPTS</b>	60	vs Baylor (N) (11/07/2023)
	63	vs Southeastern La. (11/10/2023)
<b>FIELD GOAL PERCENTAGE</b>	.397 (25-63)	vs Southeastern La. (11/10/2023)
	.433 (26-60)	vs Baylor (N) (11/07/2023)
<b>3 PT FG MADE</b>	5	vs Southeastern La. (11/10/2023)
	9	vs Baylor (N) (11/07/2023)
<b>3 PT FG ATTEMPTS</b>	14	vs Southeastern La. (11/10/2023)
	19	vs Baylor (N) (11/07/2023)
<b>3 PT FG PERCENTAGE</b>	.357 (5-14)	vs Southeastern La. (11/10/2023)
	.474 (9-19)	vs Baylor (N) (11/07/2023)
<b>FREE THROWS MADE</b>	16	vs Southeastern La. (11/10/2023)
	27	vs Baylor (N) (11/07/2023)
<b>FREE THROW ATTEMPTS</b>	22	vs Southeastern La. (11/10/2023)
	34	vs Baylor (N) (11/07/2023)
<b>FREE THROW PERCENTAGE</b>	.727 (16-22)	vs Southeastern La. (11/10/2023)
	.794 (27-34)	vs Baylor (N) (11/07/2023)
<b>REBOUNDS</b>	33	vs Southeastern La. (11/10/2023)
	38	vs Baylor (N) (11/07/2023)
<b>ASSISTS</b>	6	vs Southeastern La. (11/10/2023)
	10	vs Baylor (N) (11/07/2023)
<b>STEALS</b>	5	vs Southeastern La. (11/10/2023)
	10	vs Baylor (N) (11/07/2023)
<b>BLOCKED SHOTS</b>	1	vs Southeastern La. (11/10/2023)
	4	vs Baylor (N) (11/07/2023)
<b>TURNOVERS</b>	9	vs Southeastern La. (11/10/2023)
	15	vs Baylor (N) (11/07/2023)
<b>FOULS</b>	19	vs Southeastern La. (11/10/2023)
	22	vs Baylor (N) (11/07/2023)



# TEAM AND INDIVIDUAL SUPERLATIVES

## AUBURN INDIVIDUAL HIGHS

### Auburn - Individual Game Highs

<b>POINTS</b>	19	Aden Holloway vs Baylor (N) (11/07/2023)
	18	Johni Broome vs Southeastern La. (11/10/2023)
	16	Johni Broome vs Baylor (N) (11/07/2023)
	13	K.D. Johnson vs Southeastern La. (11/10/2023)
	13	Denver Jones vs Baylor (N) (11/07/2023)
<b>FIELD GOALS MADE</b>	7	Johni Broome vs Southeastern La. (11/10/2023)
	6	Aden Holloway vs Baylor (N) (11/07/2023)
<b>FIELD GOAL ATTEMPTS</b>	15	Aden Holloway vs Baylor (N) (11/07/2023)
	12	Johni Broome vs Southeastern La. (11/10/2023)
<b>FIELD GOAL PERCENTAGE (min 5 made)</b>	.583 (7-12)	Johni Broome vs Southeastern La. (11/10/2023)
	.400 (6-15)	Aden Holloway vs Baylor (N) (11/07/2023)
<b>3 PT FG MADE</b>	4	Aden Holloway vs Baylor (N) (11/07/2023)
	3	Aden Holloway vs Southeastern La. (11/10/2023)
	3	Denver Jones vs Baylor (N) (11/07/2023)
<b>3 PT FG ATTEMPTS</b>	8	Aden Holloway vs Southeastern La. (11/10/2023)
	8	Aden Holloway vs Baylor (N) (11/07/2023)
<b>3 PT FG PERCENTAGE (min 2 made)</b>	.667 (2-3)	Johni Broome vs Baylor (N) (11/07/2023)
	.600 (3-5)	Denver Jones vs Baylor (N) (11/07/2023)
<b>FREE THROWS MADE</b>	6	Johni Broome vs Baylor (N) (11/07/2023)
	5	Chad Baker-Mazara vs Southeastern La. (11/10/2023)
<b>FREE THROW ATTEMPTS</b>	10	Johni Broome vs Baylor (N) (11/07/2023)
	6	Chad Baker-Mazara vs Southeastern La. (11/10/2023)
<b>FREE THROW PERCENTAGE (min 3 made)</b>	1.000 (3-3)	K.D. Johnson vs Southeastern La. (11/10/2023)
	1.000 (3-3)	Johni Broome vs Southeastern La. (11/10/2023)
	1.000 (3-3)	Chad Baker-Mazara vs Baylor (N) (11/07/2023)
<b>REBOUNDS</b>	11	Chaney Johnson vs Southeastern La. (11/10/2023)
	11	Johni Broome vs Southeastern La. (11/10/2023)
	11	Johni Broome vs Baylor (N) (11/07/2023)
<b>ASSISTS</b>	6	Aden Holloway vs Baylor (N) (11/07/2023)
	4	Tre Donaldson vs Southeastern La. (11/10/2023)
	4	Denver Jones vs Southeastern La. (11/10/2023)
	4	Dylan Cardwell vs Baylor (N) (11/07/2023)
<b>STEALS</b>	2	K.D. Johnson vs Southeastern La. (11/10/2023)
	2	Chad Baker-Mazara vs Baylor (N) (11/07/2023)
<b>BLOCKED SHOTS</b>	5	Dylan Cardwell vs Baylor (N) (11/07/2023)
	2	Jaylin Williams vs Southeastern La. (11/10/2023)
	2	Johni Broome vs Southeastern La. (11/10/2023)
	2	Chris Moore vs Baylor (N) (11/07/2023)
<b>TURNOVERS</b>	4	Tre Donaldson vs Baylor (N) (11/07/2023)
	3	Chaney Johnson vs Southeastern La. (11/10/2023)
	3	Aden Holloway vs Baylor (N) (11/07/2023)
<b>FOULS</b>	6	Johni Broome vs Baylor (N) (11/07/2023)
	4	Johni Broome vs Southeastern La. (11/10/2023)
	4	Chad Baker-Mazara vs Baylor (N) (11/07/2023)
	4	Dylan Cardwell vs Baylor (N) (11/07/2023)
	4	K.D. Johnson vs Baylor (N) (11/07/2023)
	4	Tre Donaldson vs Baylor (N) (11/07/2023)
	4	Chris Moore vs Baylor (N) (11/07/2023)

## OPPONENT INDIVIDUAL HIGHS

### Opponent - Individual Game Highs

<b>POINTS</b>	28	Ja'Kobe Walter vs Baylor (N) (11/07/2023)
	24	Roger McFarlane vs Southeastern La. (11/10/2023)
	15	Roscoe Eastmond vs Southeastern La. (11/10/2023)
	15	Rayl Dennis vs Baylor (N) (11/07/2023)
	13	Jalen Bridges vs Baylor (N) (11/07/2023)
<b>FIELD GOALS MADE</b>	9	Roger McFarlane vs Southeastern La. (11/10/2023)
	7	Ja'Kobe Walter vs Baylor (N) (11/07/2023)
<b>FIELD GOAL ATTEMPTS</b>	23	Roger McFarlane vs Southeastern La. (11/10/2023)
	15	Roscoe Eastmond vs Southeastern La. (11/10/2023)
<b>FIELD GOAL PERCENTAGE (min 5 made)</b>	.600 (6-10)	Rayl Dennis vs Baylor (N) (11/07/2023)
	.538 (7-13)	Ja'Kobe Walter vs Baylor (N) (11/07/2023)
<b>3 PT FG MADE</b>	4	Roger McFarlane vs Southeastern La. (11/10/2023)
	4	Ja'Kobe Walter vs Baylor (N) (11/07/2023)
<b>3 PT FG ATTEMPTS</b>	7	Roger McFarlane vs Southeastern La. (11/10/2023)
	7	Ja'Kobe Walter vs Baylor (N) (11/07/2023)
<b>3 PT FG PERCENTAGE (min 2 made)</b>	.571 (4-7)	Roger McFarlane vs Southeastern La. (11/10/2023)
	.571 (4-7)	Ja'Kobe Walter vs Baylor (N) (11/07/2023)
<b>FREE THROWS MADE</b>	10	Ja'Kobe Walter vs Baylor (N) (11/07/2023)
	5	Brody Rowbury vs Southeastern La. (11/10/2023)
	5	Jayden Nunn vs Baylor (N) (11/07/2023)
<b>FREE THROW ATTEMPTS</b>	10	Ja'Kobe Walter vs Baylor (N) (11/07/2023)
	8	Brody Rowbury vs Southeastern La. (11/10/2023)
<b>FREE THROW PERCENTAGE (min 3 made)</b>	1.000 (10-10)	Ja'Kobe Walter vs Baylor (N) (11/07/2023)
	1.000 (4-4)	Nick Caldwell vs Southeastern La. (11/10/2023)
<b>REBOUNDS</b>	11	Roger McFarlane vs Southeastern La. (11/10/2023)
	8	Jalen Bridges vs Baylor (N) (11/07/2023)
<b>ASSISTS</b>	3	Jayden Nunn vs Baylor (N) (11/07/2023)
	2	Carlos Paez vs Southeastern La. (11/10/2023)
	2	Roscoe Eastmond vs Southeastern La. (11/10/2023)
	2	Rayl Dennis vs Baylor (N) (11/07/2023)
	2	Jalen Bridges vs Baylor (N) (11/07/2023)
<b>STEALS</b>	3	Jayden Nunn vs Baylor (N) (11/07/2023)
	2	Brody Rowbury vs Southeastern La. (11/10/2023)
	2	Rayl Dennis vs Baylor (N) (11/07/2023)
	2	Yves Missi vs Baylor (N) (11/07/2023)
	2	Jalen Bridges vs Baylor (N) (11/07/2023)
<b>BLOCKED SHOTS</b>	2	Yves Missi vs Baylor (N) (11/07/2023)
	1	Avery Wilson vs Southeastern La. (11/10/2023)
	1	Jayden Nunn vs Baylor (N) (11/07/2023)
	1	Jalen Bridges vs Baylor (N) (11/07/2023)
<b>TURNOVERS</b>	7	Rayl Dennis vs Baylor (N) (11/07/2023)
	3	Roscoe Eastmond vs Southeastern La. (11/10/2023)
<b>FOULS</b>	4	Avery Wilson vs Southeastern La. (11/10/2023)
	4	Nick Caldwell vs Southeastern La. (11/10/2023)
	4	Alec Woodard vs Southeastern La. (11/10/2023)
	4	Josh Ojiamwuna vs Baylor (N) (11/07/2023)
	4	Rayl Dennis vs Baylor (N) (11/07/2023)
	4	Yves Missi vs Baylor (N) (11/07/2023)

# MISCELLANEOUS STATISTICS

## AUBURN'S RECORD IN BRUCE PEARL ERA

Overall (On-Court)	1-1	188-112
Home	1-0	113-31
Away	0-0	42-61
Neutral	0-1	34-20
Conference (On-Court)	0-0	84-78
Home	0-0	53-28
Away	0-0	31-50
Non-Conference (On-Court)	1-1	99-34
Home	1-0	56-3
Away	0-0	9-11
Neutral	0-1	33-20
Overtime	0-0	12-6
Ranked opponents	0-1	18-27
Unranked opponents	1-0	158-85
Wearing white uniforms	1-0	110-41
Wearing navy uniforms	0-1	39-50
Wearing orange uniforms	0-0	27-21
Leading at half	1-1	133-25
Trailing at half	0-0	38-83
Tied at half	0-0	5-4
Leading with 5:00 remaining in second half	1-1	154-7
Trailing with 5:00 remaining in second half	0-0	20-101
Tied with 5:00 remaining in second half	0-0	4-4
Has more rebounds than opponent	1-0	111-27
Has fewer rebounds than opponent	0-0	63-46
Same rebounds as opponent	0-1	2-9
Commits more turnovers than opponent	0-0	43-68
Causes more turnovers than opponent	1-1	118-46
Same turnovers as opponent	0-0	15-8
Has more FT attempts than opponent	1-0	121-42
Has fewer FT attempts than opponent	0-1	52-67
Same FT attempts as opponent	0-0	3-3
Shoots 40% or better from field	1-1	148-50
Shoots less than 40% from field	0-0	28-62
Opponent shoots 40% or better from field	0-1	105-97
Opponent shoots less than 40% from field	1-0	71-15
Shoots better than opponent	1-1	127-20
Opponent shoots better	0-0	47-91
Same FG percentage	0-0	2-1
Auburn bench outscores opponent's bench	1-1	110-38
Opponent's bench outscores Auburn bench	0-0	63-69
Same points off the bench	0-0	2-6
Auburn scores 100 or more	0-0	9-1
Auburn scores between 90-99	0-0	26-2
Auburn scores between 80-89	1-1	66-18
Auburn scores between 70-79	0-0	52-25
Auburn scores between 60-69	0-0	19-39
Auburn scores less than 60	0-0	3-27
Opponent scores 100 or more	0-0	0-5
Opponent scores between 90-99	0-0	3-17
Opponent scores between 80-89	0-1	20-37
Opponent scores between 70-79	1-0	59-31
Opponent scores between 60-69	0-0	60-17
Opponent scores less than 60	0-0	33-5
On Sunday	0-0	6-3
On Monday	0-0	6-5
On Tuesday	0-1	34-24
On Wednesday	0-0	36-24
On Thursday	0-0	11-3
On Friday	1-0	24-6
On Saturday	0-0	59-47
In November	1-1	42-10
In December	0-0	42-13
In January	0-0	41-31
In February	0-0	28-40
In March	0-0	23-17
In April	0-0	0-1
Five-plus players score in double-figures	0-0	41-9
Four players score in double figures	1-0	64-21
Three players score in double figures	0-1	49-45

## MISCELLANEOUS

Largest margin of victory	15 vs. Southeastern Louisiana (11/10/23)
Smallest margin of victory	15 vs. Southeastern Louisiana (11/10/23)
Largest margin of defeat	6 vs. Baylor (11/7/23)
Smallest margin of defeat	6 vs. Baylor (11/7/23)
Biggest rebound margin	+13 vs. Southeastern Louisiana (11/10/23)
Biggest rebound deficit	
Average margin of victory/defeat	+15.0/-6.0
Largest halftime lead	+11 (39-28) vs. Southeastern Louisiana (11/10/23)
Largest halftime lead blown	+9 (43-34) vs. Baylor (11/7/23)
Largest halftime deficit	
Largest halftime deficit overcome to win	
Largest overall lead	17 vs. Southeastern Louisiana, 2nd Half (11/10/23)
Largest overall lead blown	9 vs. Baylor, 1st Half (11/7/23)
Largest overall deficit	-6 vs. Baylor, 1st Half (11/7/23)
Largest deficit overcome to win	

## TEAM EXTREMES

Most points scored	86 vs. Southeastern Louisiana (11/10/23)
Fewest points scored	82 vs. Baylor (11/7/23)
Most rebounds	46 vs. Southeastern Louisiana (11/10/23)
Fewest rebounds	38 vs. Baylor (11/7/23)
Most assists	21 vs. Southeastern Louisiana (11/10/23)
Fewest assists	18 vs. Southeastern Louisiana (11/10/23)
Most turnovers	16 vs. Baylor (11/7/23)
Fewest turnovers	10 vs. Southeastern Louisiana (11/10/23)
Most steals	5 vs. Southeastern Louisiana (11/10/23), vs. Baylor (11/7/23)
Fewest steals	5 vs. Southeastern Louisiana (11/10/23), vs. Baylor (11/7/23)
Most blocks	10 vs. Baylor (11/7/23)
Fewest blocks	7 vs. Southeastern Louisiana (11/10/23)
Best shooting percentage	.444 (28-63) vs. Baylor (11/7/23)
Worst shooting percentage	.414 (29-70) vs. SE Louisiana (11/10/23)
Best 3-pt. percentage	.474 (9-19) vs. Baylor (11/7/23)
Worst 3-pt. percentage	.344 (11-32) vs. Southeastern Louisiana (11/10/23)
Best FT percentage	.850 (17-20) vs. Southeastern Louisiana (11/10/23)
Worst FT percentage	.680 (17-25) vs. Baylor (11/7/23)
Most points (1st half)	43 vs. Baylor (11/7/23)
Fewest points (1st half)	39 vs. Southeastern Louisiana (11/10/23)
Most points (2nd half)	47 vs. Southeastern Louisiana (11/10/23)
Fewest points (2nd half)	39 vs. Baylor (11/7/23)
Most points (OT)	
Fewest points (OT)	

## STARTING LINEUPS

### Record when starting lineup is:

Donaldson, Jones, Moore, J. Williams, Broome \_\_\_\_\_ 1-1

### Record when starts (Career):

Johni Broome	1-1 (64-32)
Chaney Johnson	(49-17)
Jaylin Williams	1-1 (34-28)
K.D. Johnson	(25-6)
Denver Jones	1-1 (19-18)
Chris Moore	1-1 (14-4)
Chad Baker-Mazara	(7-6)
Tre Donaldson	1-1 (1-1)
Dylan Cardwell	0-0 (1-0)

# 2023-24 BOX SCORES

## GAME 1 | #20/17 BAYLOR 88, AUBURN 82



Official Basketball Box Score - Final  
**Auburn at Baylor**  
 11/07/23 Sanford Pentagon, Sioux Falls  
 2023-24 Men's Basketball

Game Time: 6:00 PM  
 Game Duration: 2:25  
 Attendance: 3,028

Officials: Doug Simons, Pat Adams, Terry Oglesby

Auburn - 82		Record: 0-1													Shooting By Period			
NO. Name	Min	FG M-A	3P M-A	FT M-A	Rebounds OR DR TOT	Fouls PF FD	TP	AS	TO	ST	Blocks BS BA	+/-	1st FG%	2nd FG%	GM FG%	Dead Ball Rebounds: 3, 1		
2 Jaylin Williams	F 26:31	2-6	0-1	0-0	2 4 6	1 1 4	1	2	0	1	0	-9	35:17	15:30	50.0%			
4 Johni Broome	F 25:25	4-10	2-3	6-10	5 6 11	6 7 16	2	1	0	1	1	-9	10:13	10:13	76.9%			
5 Chris Moore	F 23:04	2-4	0-0	0-0	0 2 2	4 2 4	1	0	0	2	1	-11	13:33	13:33	39.4%			
3 Tre Donaldson	G 13:56	2-3	0-1	2-2	0 3 3	4 1 6	1	4	0	0	0	3	6:13	6:13	46.2%			
12 Denver Jones	G 23:50	4-10	3-5	2-2	0 1 1	2 2 13	2	2	1	0	1	4	7:12	7:12	58.3%			
0 K.D. Johnson	16:10	3-5	0-1	0-0	0 0 0	4 0 6	0	1	1	0	0	-10	28:63	28:63	44.4%			
1 Aden Holloway	26:04	6-15	4-8	3-5	0 3 3	0 3 19	6	3	0	1	1	-9	9:19	9:19	47.4%			
10 Chad Baker-Mazara	12:17	2-4	0-0	3-3	2 0 2	4 3 7	0	1	2	0	0	3	17:25	17:25	68.0%			
31 Chaney Johnson	13:45	1-3	0-0	0-0	1 2 3	2 0 2	2	1	0	0	0	1						
44 Dylan Cardwell	14:19	2-3	0-0	1-3	2 2 4	4 2 5	4	0	1	5	0	5						
24 Lior Berman	04:39	0-0	0-0	0-0	0 0 0	1 0 0	0	0	0	0	0	2						
<b>Team</b>					2 1 3	32 21	82	18	15	5	10	4	-6					
<b>Totals</b>		28-63	9-19	17-25	14 24 38	32 21	82	18	15	5	10	4	-6					

Technical Fouls: Broome 2<sup>nd</sup>0:27

Baylor - 88		Record: 1-0													Shooting By Period			
NO. Name	Min	FG M-A	3P M-A	FT M-A	Rebounds OR DR TOT	Fouls PF FD	TP	AS	TO	ST	Blocks BS BA	+/-	1st FG%	2nd FG%	GM FG%	Dead Ball Rebounds: 2, 2		
11 Jalen Bridges	F 31:13	4-10	2-6	3-5	1 7 8	1 4 13	2	0	2	1	1	12	12:32	12:32	37.5%			
23 Jonathan Tchamwa Tchatchoua	F 06:33	0-0	0-0	0-0	1 0 1	1 0 0	0	0	0	0	0	-5	4:11	4:11	36.4%			
2 Jayden Nunn	G 28:58	1-8	0-1	5-6	2 4 6	3 5 7	3	0	3	1	3	15	6:8	6:8	75%			
4 Ja'Kobe Walter	G 33:25	7-13	4-7	10-10	3 3 6	2 8 28	0	2	0	0	1	9	14:28	14:28	50.0%			
10 Ray J Dennis	G 28:51	6-10	1-1	2-2	0 4 4	4 1 15	2	7	2	0	1	10	5:8	5:8	62.5%			
21 Yves Missi	17:41	3-5	0-0	4-6	0 0 0	4 8 10	0	1	2	2	1	17	21:26	21:26	80.8%			
13 Langston Love	20:23	3-9	2-4	2-3	1 1 2	1 2 10	1	0	1	0	1	-9	26:60	26:60	43.3%			
15 Josh Ojanwuna	15:46	1-2	0-0	1-2	3 2 5	4 2 3	1	2	0	0	0	-6	9:19	9:19	47.4%			
1 Miro Little	02:09	1-1	0-0	0-0	0 1 1	2 1 2	0	0	2	0	0	-3	27:34	27:34	79.4%			
12 Dantwan Grimes	02:32	0-2	0-0	0-0	1 0 1	0 0 0	0	0	0	0	0	-5						
33 Caleb Lohner	12:29	0-0	0-0	0-0	1 1 2	0 0 0	0	1	0	0	0	-5						
<b>Team</b>					1 1 2	0 0 1	88	10	15	10	4	10	6					
<b>Totals</b>		26-60	9-19	27-34	14 24 38	22 31	88	10	15	10	4	10	6					

Technical Fouls: Walter 2<sup>nd</sup>0:27

	AUBURN	BAYLOR	Points from Turnovers	AUBURN	BAYLOR	Period by Period Scoring		
Biggest lead	9 (1 <sup>st</sup> 0:22)	6 (1 <sup>st</sup> 12:21)	16	18				
Best Scoring Run	7 (1 <sup>st</sup> 6:16)	11 (2 <sup>nd</sup> 1:25)	34	32	1st	2nd	TOT	
Lead Changes	6		12	17	AUBURN	43	39	82
Times Tied	5		14	9	BAYLOR	34	54	88
Time with Lead	25:20	11:08	39	25				

## GAME 2 | AUBURN 86, SOUTHEASTERN LOUISIANA 71



Official Basketball Box Score - Final  
**Southeastern La. at Auburn**  
 11/02/23 Neville Arena, Auburn  
 2023-24 Men's Basketball

Game Time: 7:00 PM  
 Game Duration: 2:04  
 Attendance: 9,121

Officials: Mike Nance, Garrick Shannon, Hunter Allen

Southeastern La. - 71		Record: 1-1													Shooting By Period			
NO. Name	Min	FG M-A	3P M-A	FT M-A	Rebounds OR DR TOT	Fouls PF FD	TP	AS	TO	ST	Blocks BS BA	+/-	1st FG%	2nd FG%	GM FG%	Dead Ball Rebounds: 3, 4		
15 Brody Rowbury	F 35:17	2-5	0-0	5-8	1 4 5	1 7 9	1	0	2	0	1	-6	9:26	9:26	34.6%			
22 Nick Caldwell	F 18:57	3-6	0-1	4-4	3 3 6	4 2 10	0	0	0	0	0	-6	4:8	4:8	50.0%			
1 Avery Wilson	G 23:44	2-4	0-0	0-0	0 1 1	4 1 4	1	1	0	1	0	-6	6:9	6:9	66.7%			
2 Roscoe Eastmond	G 35:05	5-15	1-2	4-6	2 2 4	2 3 15	2	3	1	0	2	-15	16:37	16:37	43.2%			
3 Roger McFarlane	G 35:20	9-23	4-7	2-2	2 9 11	1 1 24	0	1	0	0	3	-17	1:6	1:6	16.7%			
8 Carlos Paez	14:34	1-3	0-1	0-0	0 1 1	3 1 2	2	1	1	0	1	-6	10:13	10:13	76.9%			
20 Alec Woodard	22:01	3-5	0-1	0-0	2 1 3	5 2 6	0	1	1	0	0	-7	25:63	25:63	39.7%			
14 Dylan Canoville	03:35	0-0	0-0	0-0	0 0 0	0 0 0	0	0	0	0	0	-7	5:14	5:14	35.7%			
11 Anthony Bittar	04:48	0-0	0-0	1-2	0 0 0	0 1 1	1	0	1	0	0	-4	16:22	16:22	72.7%			
0 Kam Burton	06:39	0-2	0-2	0-0	0 0 0	0 1 0	0	0	1	0	0	-1						
<b>Team</b>					0 2 2	0 0 0	71	6	9	5	1	7	-15					
<b>Totals</b>		25-63	5-14	16-22	10 23 33	20 19	71	6	9	5	1	7	-15					

Technical Fouls: NONE

Auburn - 86		Record: 1-1													Shooting By Period			
NO. Name	Min	FG M-A	3P M-A	FT M-A	Rebounds OR DR TOT	Fouls PF FD	TP	AS	TO	ST	Blocks BS BA	+/-	1st FG%	2nd FG%	GM FG%	Dead Ball Rebounds: 2, 0		
2 Jaylin Williams	F 21:28	2-7	2-5	3-4	2 1 3	1 3 9	2	1	1	2	0	9	12:34	12:34	35.3%			
4 Johni Broome	F 24:09	7-12	1-1	3-3	2 9 11	4 2 18	2	2	1	2	0	6	4:14	4:14	28.6%			
5 Chris Moore	F 12:26	1-2	0-1	0-0	1 1 2	0 0 2	1	1	0	1	0	11	11:12	11:12	91.7%			
3 Tre Donaldson	G 17:54	1-4	1-2	0-0	0 3 3	2 1 3	4	1	0	0	0	-2	17:36	17:36	47.2%			
12 Denver Jones	G 23:19	2-5	1-3	3-4	0 2 2	1 2 8	4	2	0	0	0	13	7:18	7:18	38.9%			
10 Chad Baker-Mazara	23:29	3-6	1-3	5-6	0 6 6	3 4 12	1	0	1	0	0	5	6:8	6:8	75%			
31 Chaney Johnson	18:32	2-11	0-3	0-0	7 4 11	1 2 4	1	3	1	1	0	6	29:70	29:70	41.4%			
0 K.D. Johnson	19:24	4-9	2-5	3-3	0 2 2	2 2 13	3	1	2	0	1	9	11:32	11:32	34.4%			
1 Aden Holloway	22:06	4-10	3-8	0-0	0 0 0	2 1 11	3	0	0	0	0	17	17:20	17:20	85.0%			
44 Dylan Cardwell	15:51	3-3	0-0	0-0	2 2 4	3 2 6	0	0	0	0	1	9						
24 Lior Berman	02:22	0-1	0-1	0-0	0 0 0	0 1 0	0	0	0	0	0	-8						
<b>Team</b>					1 1 2	0 0 0	86	21	11	6	7	1	15					
<b>Totals</b>		29-70	11-32	17-20	15 31 46	19 20	86	21	11	6	7	1	15					

Technical Fouls: NONE

	SLU	AUB	Points from Turnovers	SLU	AUB	Period by Period Scoring		
Biggest lead	2 (1 <sup>st</sup> 19:08)	17 (2 <sup>nd</sup> 18:41)	12	10				
Best Scoring Run	8 (1 <sup>st</sup> 6:50)	11 (1 <sup>st</sup> 12:58)	32	36	1st	2nd	TOT	
Lead Changes	3		19	17	SLU	28	43	71
Times Tied	0		11	12	AUB	39	47	86
Time with Lead	03:39	35:29	9	46				