



# 2020-21 AUBURN MEN'S BASKETBALL

## SCHEDULE/RESULTS

Overall: 10-7 • Home: 6-2 • Away: 2-4 • Neutral: 2-1  
SEC: 4-5 • Home: 2-2 • Away: 2-3

| DATE    | OPPONENT                    | TIME/RESULT   |
|---------|-----------------------------|---------------|
| Nov. 26 | ! vs. Saint Joseph's (FS1)  | W, 96-91 (OT) |
| Nov. 27 | ! vs. #1 Gonzaga (FOX)      | L, 90-67      |
| Nov. 30 | at UCF (ESPN+)              | L, 63-55      |
| Dec. 4  | South Alabama (SECN)        | W, 90-81      |
| Dec. 12 | % vs. Memphis (ESPN)        | W, 74-71      |
| Dec. 15 | Texas Southern (SECN+)      | W, 80-63      |
| Dec. 19 | Troy (SECN)                 | W, 77-41      |
| Dec. 22 | Appalachian State (SECN)    | W, 67-53      |
| Dec. 30 | * Arkansas (ESPN2)          | L, 97-85      |
| Jan. 2  | * at Texas A&M (SECN)       | L, 68-66      |
| Jan. 6  | * at Ole Miss (SECN)        | L, 72-61      |
| Jan. 9  | * Alabama (ESPN2)           | L, 94-90      |
| Jan. 13 | * at Georgia (SECN)         | W, 95-77      |
| Jan. 16 | * Kentucky (ESPN)           | W, 66-59      |
| Jan. 20 | * at Arkansas (SECN)        | L, 75-73      |
| Jan. 23 | * at South Carolina (ESPN2) | W, 109-85     |
| Jan. 26 | * #12 Missouri (ESPN2)      | W, 88-82      |
| Jan. 30 | ^ at #2 Baylor (ESPN)       | 3:00 pm       |
| Feb. 2  | * Georgia (SECN)            | 6:00 pm       |
| Feb. 6  | * Ole Miss (ESPN2)          | 3:00 pm       |
| Feb. 9  | * at Vanderbilt (SECN)      | 7:30 pm       |
| Feb. 13 | * at Kentucky (CBS)         | 12:00 pm      |
| Feb. 16 | * Mississippi State (ESPNU) | 8:00 pm       |
| Feb. 20 | * at LSU (ESPN/2)           | 3:00/5:00 pm  |
| Feb. 23 | * Florida (ESPN/2/U)        | 8:00 pm       |
| Feb. 27 | * Tennessee (ESPN/2)        | 11:00 am      |
| Mar. 2  | * at Alabama (ESPN/2/U)     | 6:00 pm       |

All times Central // Schedule subject to change  
\* - Southeastern Conference Game  
! - Fort Myers Tip-Off (Fort Myers, Fla.)  
% - Holiday Hoopsgiving (Atlanta, Ga.)  
^ - Big 12/SEC Challenge (Waco, Texas)

## MATCHUP



### Auburn Tigers (10-7, 4-5 SEC)

Head Coach: Bruce Pearl, 26th season (597-230), 7th season at AU (135-85)



### #2/2 Baylor Bears (15-0, 8-0 Big 12)

Head Coach: Scott Drew, 19th season (377-224), 18th season at BU (357-213)

Date / Time \_\_\_\_\_ Jan. 30, 2021 / 3:00 pm CT  
 Site / Venue \_\_\_\_\_ Waco, Texas / Ferrell Center (10,284)  
 TV \_\_\_\_\_ ESPN  
 PxB \_\_\_\_\_ Jon Sciambi  
 Analyst \_\_\_\_\_ Fran Fraschilla  
 Radio \_\_\_\_\_ AU Sports Network / 93.9 FM / TuneIn  
 PxB \_\_\_\_\_ Andy Burcham  
 Analyst \_\_\_\_\_ Sonny Smith  
 Host \_\_\_\_\_ Brad Law

#### Series History

|              |                     |
|--------------|---------------------|
| Overall      | BU leads 4-2        |
| In Auburn    | BU leads 2-1        |
| In Waco      | Tied 1-1            |
| Neutral Site | BU leads 1-0        |
| Last Meeting | BU, 74-72 (3/24/09) |
| Streak       | Baylor W2           |

» Auburn is 2-3 all-time in the annual Big 12/SEC Challenge since its inception in 2013 and has won its last two. The Tigers are 2-1 in the event under head coach Bruce Pearl.

» Auburn is 12-19 vs. the Top 25 under head coach Bruce Pearl, while Pearl is 37-44 all-time against ranked teams. The Tigers have won eight of their last 11 games against ranked foes. Pearl is 9-14 against top-5 opponents in his career, while Auburn is 9-57. The Tigers are in search of their second road win ever against a top-5 team (No. 1 Kentucky on Jan. 9, 1988).

» The Tigers have posted the two highest block totals by any team in the country this season with 14 at Georgia and vs. Missouri. Auburn leads the nation with 106 blocks and 6.2 blocks per game.

» In the last seven games, the Tigers are shooting 79.1 percent (140-of-177) from the free throw line. Auburn's 79.1 free throw percentage leads the SEC since the turn of the new year. In the first nine games of 2020-21, Auburn shot just 60.7 percent (125-of-206) from the charity stripe.

» In just six games, Sharife Cooper is one of four freshman in the nation with three games of 25 or more points on the season. Cooper's 8.7 assists per game is tops in the country. He has two of Auburn's 21 points-assists double-doubles in program history, which includes two of three ever by an Auburn freshman (Wes Flanigan).

» In terms of experience, Auburn averages 0.75 years of experience, which ranks as the youngest team in the country to play a game this season.

## PROBABLE AUBURN STARTERS (BASED ON LAST GAME)

| Pos. | No. | Name                | Ht.  | Wt. | Cl. | Hometown (Last School)                    | PPG  | RPG | APG | Blk | Stl | FG%  | FT%  |
|------|-----|---------------------|------|-----|-----|-------------------------------------------|------|-----|-----|-----|-----|------|------|
| G    | 1   | Jamal Johnson       | 6-4  | 195 | Jr. | Birmingham, Ala. (Memphis)                | 9.2  | 2.2 | 0.7 | 3   | 12  | .364 | .700 |
| G    | 2   | Sharife Cooper      | 6-1  | 180 | Fr. | Powder Springs, Ga. (McEachern HS)        | 22.3 | 5.0 | 8.7 | 2   | 6   | .400 | .803 |
| F    | 10  | JT Thor             | 6-10 | 205 | Fr. | Anchorage, Alaska (Norcross HS (Ga.))     | 9.1  | 4.5 | 0.9 | 20  | 16  | .438 | .733 |
| G    | 22  | Allen Flanigan      | 6-6  | 215 | So. | Little Rock, Ark. (Parkview Magnet HS)    | 14.2 | 5.2 | 2.8 | 5   | 15  | .484 | .806 |
| F    | 23  | Jaylin Williams     | 6-8  | 230 | So. | Nahunta, Ga. (Brantley County HS)         | 10.1 | 4.5 | 2.5 | 24  | 16  | .511 | .533 |
| F    | 4   | Javon Franklin      | 6-7  | 220 | Jr. | Little Rock, Ark. (Holmes CC)             | 1.4  | 1.4 | 0.2 | 5   | 1   | .500 | .000 |
| F    | 5   | Chris Moore         | 6-6  | 240 | Fr. | West Memphis, Ark. (West Memphis HS)      | 3.4  | 1.9 | 0.3 | 2   | 5   | .625 | .583 |
| C    | 13  | Babatunde Akingbola | 6-10 | 245 | So. | Ogun, Nigeria (McEachern HS (Ga.))        | 2.6  | 2.6 | 0.2 | 23  | 7   | .581 | .421 |
| G    | 24  | Justin Powell       | 6-6  | 205 | Fr. | Prospect, Ky. (North Oldham HS)           | 11.7 | 6.1 | 4.7 | 0   | 9   | .429 | .765 |
| G    | 35  | Devan Cambridge     | 6-6  | 215 | So. | Nashville, Tenn. (Hillcrest Prep (Ariz.)) | 8.1  | 3.6 | 0.8 | 8   | 14  | .391 | .500 |
| C    | 44  | Dylan Cardwell      | 6-11 | 250 | Fr. | Augusta, Ga. (McEachern HS)               | 4.2  | 3.9 | 0.5 | 13  | 8   | .725 | .636 |




## PROBABLE BAYLOR STARTERS (BASED ON LAST GAME)

| Pos. | No. | Name                        | Ht.  | Wt. | Cl. | Hometown (Last School)                    | PPG  | RPG | APG | Blk | Stl | FG%  | FT%  |
|------|-----|-----------------------------|------|-----|-----|-------------------------------------------|------|-----|-----|-----|-----|------|------|
| F    | 0   | Flo Thamba                  | 6-10 | 245 | Jr. | Kinshasa, Congo (Mountain Mission School) | 3.9  | 4.4 | 0.1 | 9   | 2   | .714 | .563 |
| G/F  | 11  | Mark Vital                  | 6-5  | 250 | Sr. | Lake Charles, La. (Advanced Prep (Texas)) | 6.1  | 5.5 | 1.3 | 15  | 20  | .494 | .571 |
| G    | 12  | Jared Butler                | 6-3  | 195 | Jr. | Reserve, La. (Riverside Academy)          | 16.8 | 3.5 | 5.4 | 7   | 35  | .506 | .744 |
| G    | 31  | MaCio Teague                | 6-4  | 195 | Sr. | Cincinnati, Ohio (UNC Asheville)          | 15.0 | 4.0 | 1.6 | 5   | 14  | .476 | .864 |
| G    | 45  | Davion Mitchell             | 6-2  | 205 | Jr. | Hinesville, Ga. (Auburn)                  | 12.8 | 2.8 | 5.9 | 5   | 33  | .530 | .700 |
| G    | 4   | LJ Cryer                    | 6-1  | 185 | Fr. | Katy, Texas (Morton Ranch HS)             | 5.3  | 0.8 | 1.3 | 0   | 9   | .435 | .667 |
| G    | 10  | Adam Flagler                | 6-3  | 180 | So. | Duluth, Ga. (Presbyterian)                | 9.7  | 1.8 | 1.7 | 0   | 12  | .489 | .750 |
| F    | 23  | Jonathan Tchamwa Tchatchoua | 6-8  | 245 | So. | Douala, Cameroon (UNLV)                   | 8.3  | 6.4 | 0.3 | 12  | 4   | .607 | .767 |
| G/F  | 24  | Matthew Mayer               | 6-9  | 225 | Jr. | Austin, Texas (Westlake HS)               | 8.1  | 3.7 | 1.1 | 6   | 17  | .495 | .630 |

MEDIA SPOT CHART

(probable starters in orange based on last game)



|                                                                                    |           |                                                                                                             |                                                                                                                                                                                                                                                                               |                                                                                      |
|------------------------------------------------------------------------------------|-----------|-------------------------------------------------------------------------------------------------------------|-------------------------------------------------------------------------------------------------------------------------------------------------------------------------------------------------------------------------------------------------------------------------------|--------------------------------------------------------------------------------------|
|    | <b>1</b>  | <b>JAMAL JOHNSON</b><br>GP-GS 2020-20 17-7 9.2 2.2 0.7 .364 .700<br>Career 82-34 6.0 2.3 0.7 .355 .695      | JR » G » 6-4 » 195 » Birmingham, Ala. » Memphis<br>• 10.0 ppg in SEC play this season<br>• Leads team and is tied for 3rd in SEC with 33 3-pointers<br>• Graduated in the fall from the School of Communication                                                               | Career-Highs<br>Pts 21<br>Reb 8 (2x)<br>Ast 3 (3x)<br>Stl 3<br>Min 40                |
|    | <b>2</b>  | <b>SHARIFE COOPER</b><br>GP-GS 2020-21 6-6 22.3 5.0 8.7 .400 .803<br>Career 6-6 22.3 5.0 8.7 .400 .803      | FR » G » 6-1 » 180 » Powder Springs, Ga. » McEachern HS<br>• Only player in NCAA with multiple games of 15 pts, 12 ast and 5 reb<br>• 26 pts in debut tied for most in a freshman debut in AU history<br>• 3rd McDonald's All-American at AU (F. Ford, 1983; K. Barber, 2005) | Career-Highs<br>Pts 28 (2x)<br>Reb 8<br>Ast 12 (2x)<br>Stl 3<br>Min 37               |
|    | <b>4</b>  | <b>JAVON FRANKLIN</b><br>GP-GS 2020-21 14-0 1.4 1.4 0.4 .500 .000<br>Career 19-0 1.1 1.1 0.3 .500 .000      | JR » F » 6-7 » 220 » Little Rock, Ark. » Holmes CC<br>• Had career game at Arkansas w/ 8 pts, 4 reb, 2 blk, 3-4 FG, 2-2 3-pt<br>• Seeing regular minutes after appearing in just 5 games last year<br>• 10.8 pts, 8.2 reb as a freshman at Holmes CC                          | Career-Highs<br>Pts 8<br>Reb 4 (2x)<br>Ast 2<br>Blk 2<br>Min 12                      |
|    | <b>5</b>  | <b>CHRIS MOORE</b><br>GP-GS 2020-21 15-0 3.4 1.9 0.3 .625 .583<br>Career 15-0 3.4 1.9 0.3 .625 .583         | FR » F » 6-6 » 240 » West Memphis, Ark. » West Memphis HS<br>• Had career game vs. #12 Missouri w/ 11 pts, 4-4 FG, 3-3 3-pt<br>• Arkansas Player of the Year as a senior<br>• Took dance class when he was younger                                                            | Career-Highs<br>Pts 11<br>Reb 6<br>Ast 2<br>Stl 3<br>Min 16 (3x)                     |
|    | <b>10</b> | <b>JT THOR</b><br>GP-GS 2020-21 17-17 9.1 4.5 0.9 .438 .733<br>Career 17-17 9.1 4.5 0.9 .438 .733           | FR » F » 6-10 » 205 » Anchorage, Alaska » Norcross HS<br>• 11.1 pts, 6.3 reb, 13 blk, 10 stl, 46% FG in last 8 games<br>• Added 10 lbs of muscle since arriving in the summer<br>• Was 5-star in 2021 class, reclassified to join this season                                 | Career-Highs<br>Pts 15<br>Reb 9<br>Ast 4<br>Blk 4 (2x)<br>Min 29                     |
|    | <b>13</b> | <b>"STRETCH" AKINGBOLA</b><br>GP-GS 2020-21 17-0 3.4 1.9 0.3 .581 .421<br>Career 30-0 1.6 1.6 0.9 .543 .421 | SO » C » 6-10 » 245 » Ogun, Nigeria » McEachern HS<br>• 5 blk in 8 min vs. #12 Missouri; 1 of 5 in last decade w/ 5 blk in 8 min<br>• Elite defender and best communicator on the team<br>• Has 4 siblings, all sisters                                                       | Career-Highs<br>Pts 7<br>Reb 8<br>Ast 2<br>Blk 5<br>Min 26                           |
|   | <b>22</b> | <b>ALLEN FLANIGAN</b><br>GP-GS 2020-21 17-17 14.2 5.2 2.8 .484 .806<br>Career 48-20 7.1 3.6 1.2 .450 .683   | SO » G » 6-6 » 215 » Little Rock, Ark. » Parkview Magnet HS<br>• 2nd-most improved scorer in SEC from a season ago (3.2 to 14.2)<br>• 14.7 pts, 6.0 reb, 3.1 ast, 89% FT in SEC play<br>• Added 15 lbs of muscle in the offseason                                             | Career-Highs<br>Pts 24<br>Reb 10<br>Ast 6<br>Stl 4<br>Min 36                         |
|  | <b>23</b> | <b>JAYLIN WILLIAMS</b><br>GP-GS 2020-21 17-17 10.1 4.5 2.5 .511 .533<br>Career 31-17 6.6 3.3 1.5 .516 .576  | SO » F » 6-8 » 230 » Nahunta, Ga. » Brantley County HS<br>• 1 of 4 in NCAA with 40 ast, 20 blk & 15 stl<br>• Team is 7-2 when he reaches double figures<br>• Played football in HS and was a WR                                                                               | Career-Highs<br>Pts 24<br>Reb 11<br>Ast 8<br>Blk 5<br>Min 37                         |
|  | <b>24</b> | <b>JUSTIN POWELL</b><br>GP-GS 2020-21 10-7 11.7 6.1 4.7 .429 .765<br>Career 10-7 11.7 6.1 4.7 .429 .765     | FR » G » 6-6 » 205 » Prospect, Ky. » North Oldham HS<br>• Only freshman in NCAA to avg. 11 pts, 6 reb, 4 ast per game this year<br>• Labeled as the top player from the state of Kentucky<br>• Naturally left-handed, parents taught him everything right-handed              | Career-Highs<br>Pts 26 (2x)<br>Reb 8 (2x)<br>Ast 9 (2x)<br>Stl 2 (3x)<br>Min 33 (2x) |
|  | <b>35</b> | <b>DEVAN CAMBRIDGE</b><br>GP-GS 2020-21 17-11 8.1 3.6 0.8 .391 .500<br>Career 48-11 5.6 2.8 0.4 .407 .413   | SO » G » 6-6 » 215 » Nashville, Tenn. » Hillcrest Prep<br>• 9.3 pts, 55% FG coming off bench; 7.4 pts, 32% as starter<br>• 26 pts vs. SC in 19-20, most by AU bench player since 2008 (Tolbert, 32)<br>• Has 6 siblings; brother, Desmond, plays at Nevada                    | Career-Highs<br>Pts 26<br>Reb 10<br>Ast 2 (4x)<br>Blk 5<br>Min 32                    |
|  | <b>44</b> | <b>DYLAN CARDWELL</b><br>GP-GS 2020-21 17-0 4.2 3.9 0.8 .725 .636<br>Career 17-0 4.2 3.9 0.8 .725 .636      | FR » C » 6-11 » 250 » Augusta, Ga. » McEachern HS<br>• Only freshman in NCAA better than 70% with 60 reb and 10 blk<br>• First game of season was his first competitive game in over 500 days<br>• Plays hip-hop songs on the piano                                           | Career-Highs<br>Pts 8 (3x)<br>Reb 8<br>Ast 3<br>Blk 2 (3x)<br>Min 26                 |

## 2020-21 NUMERICAL ROSTER

| No. | Name                | Pos. | Ht.  | Wt. | Cl.   | Hometown (Last School)                         |
|-----|---------------------|------|------|-----|-------|------------------------------------------------|
| 1   | Jamal Johnson       | G    | 6-4  | 195 | Jr.   | Birmingham, Ala. (Memphis)                     |
| 2   | Sharife Cooper      | G    | 6-1  | 180 | Fr.   | Powder Springs, Ga. (McEachern HS)             |
| 4   | Javon Franklin      | F    | 6-7  | 220 | Jr.   | Little Rock, Ark. (Holmes CC)                  |
| 5   | Chris Moore         | F    | 6-6  | 240 | Fr.   | West Memphis, Ark. (West Memphis HS)           |
| 10  | JT Thor             | F    | 6-10 | 205 | Fr.   | Anchorage, Alaska (Norcross HS (Ga.))          |
| 12  | Lior Berman         | G    | 6-4  | 215 | So.   | Birmingham, Ala. (Mountain Brook HS)           |
| 13  | Babatunde Akingbola | C    | 6-10 | 245 | So.   | Ogun, Nigeria (McEachern HS (Ga.))             |
| 14  | Preston Cook        | G    | 6-4  | 205 | Jr.   | Auburn, Ala. (Auburn HS)                       |
| 20  | Carter Sobera       | G    | 6-5  | 187 | Fr.   | Birmingham, Ala. (Mountain Brook HS)           |
| 21  | Ty Cressman         | F    | 6-7  | 244 | So.   | Greensboro, N.C. (Bishop McGuinness HS)        |
| 22  | Allen Flanigan      | G    | 6-6  | 215 | So.   | Little Rock, Ark. (Parkview Magnet HS)         |
| 23  | Jaylin Williams     | F    | 6-8  | 230 | So.   | Nahunta, Ga. (Brantley County HS)              |
| 24  | Justin Powell       | G    | 6-6  | 205 | Fr.   | Prospect, Ky. (North Oldham HS)                |
| 25  | Chandler Leopard    | G    | 6-3  | 195 | So.   | Athens, Ala. (Athens HS)                       |
| 33  | Chase Maasdorp      | G    | 6-0  | 175 | R-So. | Lakewood Ranch, Fla. (The Out-of-Door Academy) |
| 35  | Devan Cambridge     | G    | 6-6  | 215 | So.   | Nashville, Tenn. (Hillcrest Prep (Ariz.))      |
| 44  | Dylan Cardwell      | C    | 6-11 | 250 | Fr.   | Augusta, Ga. (McEachern HS)                    |

**Head Coach:** Bruce Pearl (7th season)  
**Assistant Coach:** Ira Bowman (3rd season)  
**Assistant Coach:** Wes Flanigan (3rd season)  
**Assistant Coach:** Steven Pearl (7th season)  
**Director of Operations:** Chad Prewett (7th season)  
**Assistant Director of Operations:** Mike Burgomaster (5th season)  
**Athletic Trainer:** Clark Pearson (12th season)  
**Strength & Conditioning Coach:** Damon Davis (12th season)  
**Director of Player Development:** Marquis Daniels (3rd season)  
**Video Coordinator:** Ian Borders (3rd season)

## 2020-21 ALPHABETICAL ROSTER

| No. | Name                | Pos. | Ht.  | Wt. | Cl.   | Hometown (Last School)                         |
|-----|---------------------|------|------|-----|-------|------------------------------------------------|
| 13  | Babatunde Akingbola | C    | 6-10 | 245 | So.   | Ogun, Nigeria (McEachern HS (Ga.))             |
| 12  | Lior Berman         | G    | 6-4  | 215 | So.   | Birmingham, Ala. (Mountain Brook HS)           |
| 35  | Devan Cambridge     | G    | 6-6  | 215 | So.   | Nashville, Tenn. (Hillcrest Prep (Ariz.))      |
| 44  | Dylan Cardwell      | C    | 6-11 | 250 | Fr.   | Augusta, Ga. (McEachern HS)                    |
| 14  | Preston Cook        | G    | 6-4  | 205 | Jr.   | Auburn, Ala. (Auburn HS)                       |
| 2   | Sharife Cooper      | G    | 6-1  | 180 | Fr.   | Powder Springs, Ga. (McEachern HS)             |
| 21  | Ty Cressman         | F    | 6-7  | 244 | So.   | Greensboro, N.C. (Bishop McGuinness HS)        |
| 22  | Allen Flanigan      | G    | 6-6  | 215 | So.   | Little Rock, Ark. (Parkview Magnet HS)         |
| 4   | Javon Franklin      | F    | 6-7  | 220 | Jr.   | Little Rock, Ark. (Holmes CC)                  |
| 1   | Jamal Johnson       | G    | 6-4  | 195 | Jr.   | Birmingham, Ala. (Memphis)                     |
| 25  | Chandler Leopard    | G    | 6-3  | 195 | So.   | Athens, Ala. (Athens HS)                       |
| 33  | Chase Maasdorp      | G    | 6-0  | 175 | R-So. | Lakewood Ranch, Fla. (The Out-of-Door Academy) |
| 5   | Chris Moore         | F    | 6-6  | 240 | Fr.   | West Memphis, Ark. (West Memphis HS)           |
| 24  | Justin Powell       | G    | 6-6  | 205 | Fr.   | Prospect, Ky. (North Oldham HS)                |
| 20  | Carter Sobera       | G    | 6-5  | 187 | Fr.   | Birmingham, Ala. (Mountain Brook HS)           |
| 10  | JT Thor             | F    | 6-10 | 205 | Fr.   | Anchorage, Alaska (Norcross HS (Ga.))          |
| 23  | Jaylin Williams     | F    | 6-8  | 230 | So.   | Nahunta, Ga. (Brantley County HS)              |

## ROSTER BY CLASS

**Freshmen (6)** - Dylan Cardwell, Sharife Cooper, Chris Moore, Justin Powell, Carter Sobera, JT Thor

**Sophomores (8)** - Babatunde Akingbola, Lior Berman, Devan Cambridge, Ty Cressman, Allen Flanigan, Chandler Leopard, Chase Maasdorp, Jaylin Williams

**Juniors (3)** - Preston Cook, Javon Franklin, Jamal Johnson

**Seniors (0)**

## PRONUNCIATION GUIDE

**BABATUNDE AKINGBOLA**  
 bah-bah-TOON-day AH-king-boh-luh

**LIOR** Berman                                   LEE-ohr

**DEVAN** Cambridge                           DEV-in

**SHARIFE** Cooper                           SHUH-reef

**JAVON** Franklin                            JAY-vahn

## QUICK FACTS

**UNIVERSITY INFORMATION**  
 Location \_\_\_\_\_ Auburn, Ala.  
 Founded \_\_\_\_\_ 1856  
 Enrollment \_\_\_\_\_ 30,700  
 Nickname \_\_\_\_\_ Tigers  
 Colors \_\_\_\_\_ Burnt Orange and Navy Blue  
 Conference \_\_\_\_\_ Southeastern (SEC)

**ADMINISTRATION**  
 President \_\_\_\_\_ Dr. Jay Gogue  
 Director of Athletics \_\_\_\_\_ Allen Greene  
 Athletics Phone \_\_\_\_\_ 855-282-2010

**BASKETBALL STAFF INFORMATION**  
 Head Coach \_\_\_\_\_ Bruce Pearl  
 Alma Mater \_\_\_\_\_ Boston College '82  
 Career Record \_\_\_\_\_ 597-230 (.722)  
 Seasons \_\_\_\_\_ 25  
 Record at Auburn \_\_\_\_\_ 135-85 (.614)  
 Seasons \_\_\_\_\_ 6  
 Assistant Coach \_\_\_\_\_ Ira Bowman  
 Alma Mater \_\_\_\_\_ Penn '96  
 Assistant Coach \_\_\_\_\_ Wes Flanigan  
 Alma Mater \_\_\_\_\_ Auburn '97  
 Assistant Coach \_\_\_\_\_ Steven Pearl  
 Alma Mater \_\_\_\_\_ Tennessee '10  
 Director of Operations \_\_\_\_\_ Chad Prewett  
 Alma Mater \_\_\_\_\_ Troy State '94  
 Assistant Director of Ops \_\_\_\_\_ Mike Burgomaster  
 Alma Mater \_\_\_\_\_ Miami '16  
 Athletic Trainer \_\_\_\_\_ Clark Pearson  
 Alma Mater \_\_\_\_\_ Kentucky '96  
 Strength & Conditioning Coach \_\_\_\_\_ Damon Davis  
 Alma Mater \_\_\_\_\_ Western Illinois '03  
 Director of Player Development \_\_\_\_\_ Marquis Daniels  
 Alma Mater \_\_\_\_\_ Auburn '03  
 Video Coordinator \_\_\_\_\_ Ian Borders  
 Alma Mater \_\_\_\_\_ Louisville '07

**PROGRAM INFORMATION**  
 First Year of Basketball \_\_\_\_\_ 1905-06  
 All-Time Record \_\_\_\_\_ 1402-1219-1 (.535)  
 All-Time SEC Record \_\_\_\_\_ 626-753 (.454)  
 SEC Championships \_\_\_\_\_ 3 (1960, 1999, 2018)  
 SEC Tournament Titles \_\_\_\_\_ 2 (1985, 2019)  
 NCAA Tournament Appearances \_\_\_\_\_ 10  
 NCAA Tournament Record \_\_\_\_\_ 17-10  
 All-Americans \_\_\_\_\_ 13  
 All-SEC Selections \_\_\_\_\_ 93

**TEAM INFORMATION**  
 2019-20 Record \_\_\_\_\_ 26-5  
 SEC Record / Finish \_\_\_\_\_ 12-6 / 2nd  
 Home / Away / Neutral \_\_\_\_\_ 16-1 / 5-5 / 4-0  
 Associated Press Final Ranking \_\_\_\_\_ 20  
 USA Today Final Ranking \_\_\_\_\_ 20  
 Letterwinners Returning / Lost \_\_\_\_\_ 10 / 8  
 Starters Returning / Lost \_\_\_\_\_ 0 / 5  
 Newcomers \_\_\_\_\_ 8

**ATHLETICS COMMUNICATIONS**  
 Associate AD \_\_\_\_\_ Kirk Sampson  
 Associate Director (MBB Contact) \_\_\_\_\_ Cody Voga  
 Cell \_\_\_\_\_ 334-750-9023  
 Email \_\_\_\_\_ voga@auburn.edu

**SOCIAL MEDIA**  
 @AuburnMBB \_\_\_\_\_ #WarEagle

**BRUCE PEARL**

Head Coach  
7th year at Auburn • 135-85  
26th year overall • 597-230



- 7 National Coach of the Year Awards, 2006 Basketball Times, CBSsportsline, Sporting News National Coach of the Year
- 2006 & 2008 AP SEC Coach of the Year, 2008 SEC Co-Coach of the Year
- 2008 Rupp Cup Co-winner
- Has advanced to postseason play in 20 of 25 years as a head coach. Following a second-place finish in the SEC with a 25-6 record, including 12-6 in league play, that would be 21 of 25 had the postseason not been canceled due to COVID
- Set single-season wins records at four different schools (29 at Southern Indiana in 1995; 26 at Wisconsin-Milwaukee in 2005; 31 at Tennessee in 2008; 30 at Auburn in 2019)
- Pearl has achieved a top-5 national ranking at Southern Indiana, Tennessee and Auburn. He has been in the top five in 10 seasons (1994-2001 at Southern Indiana, 2007-08 at Tennessee, 2019-20 at Auburn)
- Bruce Pearl's teams have led their conference in scoring 17 of the 25 years that he has been a head coach. His squads were the SEC's scoring champion in four of his six seasons at Tennessee, averaging 77.4 ppg while allowing 70.5 ppg
- One of 12 coaches to lead three different DI programs to the Sweet 16, joining Rick Barnes, Gene Bartow, John Calipari, Lon Kruger, Frank McGuire, Ralph Miller, Rick Pitino, Bill Self, Tubby Smith, Eddie Sutton and Bruce Weber. Including his stint at DII Southern Indiana, Pearl is one of only three coaches to take four programs (with three at the DI level) to the Sweet 16, joining Lon Kruger and Eddie Sutton
- With the win over Kentucky that sent Auburn to its first Final Four in program history, Pearl notched his 100th win as head coach of the Tigers. He is the first coach in Auburn history to have 100 wins in his first five seasons
- Bruce Pearl is the 11th coach in SEC history to win four conference crowns (overall or division) in a 10-year span. He is on the same list as Adolph Rupp (UK), Babe McCarthy (MSU), Billy Donovan (UF), Dale Brown (LSU), Joe Hall (UK), John Calipari (UK), Nolan Richardson (ARK), Rick Pitino (UK), Rick Stansbury (MSU) and Tubby Smith (UK)
- Auburn sold out of season tickets for the sixth straight time in 2019-20, all under Pearl, to continue the school record streak. Prior to Pearl, the only other time the Tigers sold out of season tickets came was 1999-2000
- In 25 full years as a head coach, Bruce Pearl's teams have finished either first or second in conference play 17 times
- At the Division I level, Pearl's teams have topped the 100-point mark 21 times, including a high of 124 in 2009 as well as 121 in the 2007 NCAA Tournament. In his second year as a coach at Southern Indiana the team averaged 101.7 ppg
- In the past four seasons, Auburn has the best non-conference record in the SEC during the regular season at 47-5 (.904), while scheduling regular NCAA Tournament teams in Arizona, Davidson, Dayton, Duke, Iowa State, Middle Tennessee, Murray State, Oklahoma, Texas Tech, UConn and Xavier

**HEAD COACHING RECORD**

| Year          | School           | Record         | Postseason            |
|---------------|------------------|----------------|-----------------------|
| 1992-93       | Southern Indiana | 22-7           | NCAA Region 3rd Place |
| 1993-94       | Southern Indiana | 28-4           | NCAA Runner-Up        |
| 1994-95       | Southern Indiana | 29-4           | NCAA Champions        |
| 1995-96       | Southern Indiana | 25-4           | NCAA Sweet 16         |
| 1996-97       | Southern Indiana | 23-5           | NCAA First Round      |
| 1997-98       | Southern Indiana | 27-6           | NCAA Sweet 16         |
| 1998-99       | Southern Indiana | 26-6           | NCAA Sweet 16         |
| 1999-00       | Southern Indiana | 25-6           | NCAA Sweet 16         |
| 2000-01       | Southern Indiana | 26-4           | NCAA First Round      |
| <b>Total</b>  |                  | <b>231-46</b>  |                       |
| 2001-02       | Milwaukee        | 16-13          | -                     |
| 2002-03       | Milwaukee        | 24-8           | NCAA First Round      |
| 2003-04       | Milwaukee        | 20-11          | NIT First Round       |
| 2004-05       | Milwaukee        | 26-6           | NCAA Sweet 16         |
| <b>Total</b>  |                  | <b>86-38</b>   |                       |
| 2005-06       | Tennessee        | 22-8           | NCAA Second Round     |
| 2006-07       | Tennessee        | 24-11          | NCAA Sweet 16         |
| 2007-08       | Tennessee        | 31-5           | NCAA Sweet 16         |
| 2008-09       | Tennessee        | 21-13          | NCAA First Round      |
| 2009-10       | Tennessee        | 28-9           | NCAA Elite Eight      |
| 2010-11       | Tennessee        | 19-15          | -                     |
| <b>Total</b>  |                  | <b>145-61</b>  |                       |
| 2014-15       | Auburn           | 15-20          | -                     |
| 2015-16       | Auburn           | 11-20          | -                     |
| 2016-17       | Auburn           | 18-14          | -                     |
| 2017-18       | Auburn           | 26-8           | NCAA Second Round     |
| 2018-19       | Auburn           | 30-10          | NCAA Final Four       |
| 2019-20       | Auburn           | 25-6           | (Canceled)            |
| 2020-21       | Auburn           | 10-7           | -                     |
| <b>Total</b>  |                  | <b>135-85</b>  |                       |
| <b>Career</b> |                  | <b>597-230</b> |                       |

- His teams have been just as successful off the court as Auburn has had 29 graduates in six years – the most in the SEC. In 2018, Auburn received an Academic Progress Rate Public Recognition Award marking the first time the Tigers have been honored since the award began tracking data in 2004. The NCAA annually honors teams earning multiyear Academic Progress Rates in the top 10 percent of all squads in each sport
- Auburn recently secured its fourth perfect APR score of 1,000 in mid-May, something that has never been accomplished in program history
- In the past five years, Auburn men's basketball has averaged an APR of 995 (out of 1,000). In the previous four seasons before Pearl and his staff arrived, Auburn's APR average score was 940
- Pearl started AUTLIVE at Auburn in 2015-16 to benefit cancer patients in the fight to beat cancer. AUTLIVE raises the awareness of cancer prevention and detection while t-shirt sales and donations raise money to benefit cancer patients. He initiated the OUTLIVE program in 2009 at Tennessee in recognition of former Vol Chris Lofton, who beat testicular cancer through early diagnosis and treatment and went on to play the entire 2007-08 season while recovering from his battle with the disease
- On Dec. 19, 2019, Children's Harbor in Birmingham, Ala. dedicated their on-site basketball court in honor of the charitable work done by Coach Pearl and the Pearl family over the last six years.
- Bruce Pearl has raised over \$1.2 million in only six golf tournaments at Auburn. Pearl and his wife, Brandy, have remarkably raised \$770,000 in the last three years benefitting Children's Harbor in Birmingham through the Bruce Pearl For the Children Golf Classic. The mission of Children's Harbor is to help children with serious illness and their families
- The Bruce Pearl Family Foundation in conjunction with L5 Foundation, an organization dedicated to addressing the essential and basic needs of cancer patients, donated \$20,000 to five charities in a ceremony in Knoxville in August 2015
- The Pearl family announced on Feb. 27, 2007, a \$100,000 donation to endow a scholarship in the name of former Tennessee player Dane Bradshaw. The Dane Bradshaw Athletic Scholarship Endowment is awarded to the male or female student-athlete at UT who best epitomizes the characteristics of the 2006-07 senior captain



## TOP PERFORMANCES UNDER PEARL AT AUBURN

## MOST POINTS TEAM

- 119, vs. Northwestern State (Nov. 27, 2015)  
119, vs. Winthrop (Nov. 24, 2017)
- 117, vs. Coastal Carolina (Dec. 15, 2016)
- 116, vs. CSUN (Nov. 15, 2019)
- 109, at South Carolina (Jan. 23, 2021)**

## MOST POINTS INDIVIDUAL

- 34, Bryce Brown vs. Dayton (Dec. 8, 2018)
- 33, Samir Doughty vs. CSUN (Nov. 15, 2019)
- 32, Samir Doughty at Tennessee (Mar. 7, 2020)
- 31, Bryce Brown vs. Norfolk State (Nov. 10, 2017)  
31, Mustapha Heron vs. Winthrop (Nov. 24, 2017)  
31, Jared Harper at UAB (Dec. 15, 2018)

## MOST REBOUNDS TEAM

- 66, vs. Mississippi College (Nov. 14, 2018)
- 60, vs. Alabama (Feb. 12, 2020)
- 56, vs. Saint Joseph's (Nov. 26, 2020)**
- 52, vs. Gardner-Webb (Dec. 6, 2017)  
52, vs. CSUN (Nov. 15, 2019)

## MOST REBOUNDS INDIVIDUAL

- 19, Cinmeon Bowers at Middle Tennessee (Dec. 12, 2015)
- 18, Cinmeon Bowers vs. Alabama (Jan. 19, 2016)  
18, Cinmeon Bowers vs. Ole Miss (Feb. 20, 2016)
- 17, Cinmeon Bowers vs. Milwaukee (Nov. 14, 2014)  
17, Cinmeon Bowers vs. Winthrop (Dec. 17, 2014)  
17, Cinmeon Bowers vs. Mississippi State (Jan. 21, 2015)  
17, Horace Spencer vs. Mississippi College (Nov. 14, 2018)  
17, Austin Wiley vs. Alabama (Feb. 12, 2020)

## MOST 3-POINTERS TEAM

- 22, vs. South Alabama (Dec. 4, 2020)**
- 21, vs. Coastal Carolina (Dec. 15, 2016)
- 18, vs. South Alabama (Nov. 6, 2018)  
18, vs. LSU (Feb. 8, 2020)
- 17, vs. Northwestern State (Nov. 27, 2015)  
17, vs. Vanderbilt (Feb. 3, 2018)  
17, vs. Arkansas (Feb. 20, 2019)  
17, vs. North Carolina (Mar. 29, 2019)  
17, vs. CSUN (Nov. 15, 2019)

## MOST 3-POINTERS INDIVIDUAL

- 9, Bryce Brown at Arkansas (Feb. 17, 2016)
- 8, Kareem Canty at Middle Tennessee (Dec. 12, 2015)  
8, Bryce Brown vs. South Carolina (Mar. 3, 2018)  
8, Samir Doughty at Tennessee (Mar. 7, 2020)
- 7, KT Harrell vs. Coastal Carolina (Dec. 5, 2014)  
7, Bryce Brown at Ole Miss (Jan. 9, 2019)  
7, Bryce Brown vs. Kansas (Mar. 23, 2019)  
**7, Justin Powell vs. South Alabama (Dec. 4, 2020)**

## MOST FT MADE TEAM

- 36, vs. Missouri (Jan. 26, 2021)**
- 33, vs. Kentucky (Feb. 1, 2020)
- 31, vs. Arkansas (Feb. 10, 2015)  
31, at Arkansas (Feb. 27, 2018)
- 30, at South Carolina (Feb. 17, 2018)  
30, at Missouri (Feb. 15, 2020)

## MOST FT MADE INDIVIDUAL

- 18, Sharife Cooper vs. Missouri (Jan. 26, 2021)**
- 15, KT Harrell vs. Georgia (Mar. 3, 2015)  
15, Jared Harper at UAB (Dec. 15, 2018)
- 14, Jared Harper vs. Ole Miss (Jan. 7, 2017)  
14, Samir Doughty vs. Kentucky (Feb. 1, 2020)

## MOST FT ATTEMPTED TEAM

- 46, at Missouri (Feb. 15, 2020)
- 44, vs. Kentucky (Feb. 1, 2020)  
**44, vs. Missouri (Jan. 26, 2021)**
- 43, vs. Saint Joseph's (Nov. 26, 2020)**
- 42, vs. Eastern Kentucky (Nov. 17, 2016)  
42, vs. Alabama (Jan. 21, 2017)

## MOST FT ATTEMPTED INDIVIDUAL

- 21, Sharife Cooper vs. Missouri (Jan. 26, 2021)**
- 18, Cinmeon Bowers vs. Missouri (Jan. 10, 2015)  
18, KT Harrell vs. LSU (Mar. 13, 2015)  
18, Austin Wiley vs. Alabama (Jan. 21, 2017)
- 17, Jared Harper vs. Ole Miss (Jan. 7, 2017)

## MOST ASSISTS TEAM

- 27, vs. CSUN (Nov. 15, 2019)
- 25, vs. Saint Peter's (Nov. 28, 2018)
- 24, vs. South Alabama (Nov. 6, 2018)  
**24, vs. South Alabama (Dec. 4, 2020)**
- 23, vs. Northwestern State (Nov. 27, 2015)  
23, vs. USC Upstate (Nov. 29, 2016)  
23, at TCU (Jan. 28, 2017)  
23, vs. North Florida (Dec. 29, 2018)

## MOST ASSISTS INDIVIDUAL

- 16, J'Von McCormick vs. CSUN (Nov. 15, 2019)
- 14, Jared Harper vs. Vanderbilt (Feb. 3, 2018)
- 13, Jared Harper vs. South Alabama (Nov. 6, 2018)
- 13, Jared Harper vs. North Carolina (Mar. 29, 2019)
- 12, Sharife Cooper at Georgia (Jan. 13, 2021)**  
**12, Sharife Cooper at South Carolina (Jan. 23, 2021)**
- 10, Kareem Canty vs. Northwestern State (Nov. 27, 2015)  
10, Jared Harper vs. Gardner-Webb (Dec. 6, 2017)  
10, Jared Harper vs. Murray State (Dec. 22, 2018)  
10, Jared Harper vs. North Florida (Dec. 29, 2018)  
10, J'Von McCormick vs. Texas A&M (Mar. 4, 2020)

## MOST STEALS TEAM

- 20, vs. North Florida (Dec. 29, 2018)
- 18, vs. Tennessee (Feb. 22, 2020)
- 16, vs. Saint Peter's (Nov. 28, 2018)
- 14, vs. Georgia (Jan. 20, 2018)  
14, vs. Alabama (Feb. 21, 2018)  
14, vs. Mississippi College (Nov. 14, 2018)  
14, vs. Florida (Mar. 16, 2019)  
14, vs. Tennessee (Mar. 17, 2019)  
14, vs. New Mexico (Nov. 25, 2019)

## MOST STEALS INDIVIDUAL

- 5, K.C. Ross-Miller vs. Oregon State (Nov. 26, 2014)  
5, K.C. Ross-Miller vs. Middle Tennessee (Dec. 29, 2014)  
5, Antoine Mason at LSU (Feb. 5, 2015)  
5, Malik Dunbar vs. UNC Asheville (Dec. 4, 2018)  
5, Chuma Okeke vs. Murray State (Dec. 22, 2018)  
5, Chuma Okeke vs. North Florida (Dec. 29, 2018)  
5, J'Von McCormick vs. Tennessee (Feb. 22, 2020)

## MOST BLOCKS TEAM

- 14, at Georgia (Jan. 13, 2021)**  
**14, vs. Missouri (Jan. 26, 2021)**
- 12, at Missouri (Jan. 10, 2017)  
12, vs. UNC Asheville (Dec. 4, 2018)
- 11, vs. Boston College (Dec. 12, 2016)  
11, vs. CSUN (Nov. 15, 2019)

## MOST BLOCKS INDIVIDUAL

- 7, Horace Spencer at Arkansas (Feb. 17, 2016)
- 6, Horace Spencer vs. Oklahoma State (Jan. 30, 2016)  
6, Horace Spencer vs. Boston College (Dec. 12, 2016)  
6, Anfernee McLemore vs. Gardner-Webb (Dec. 6, 2017)  
6, Anfernee McLemore at Missouri (Jan. 24, 2018)  
6, Anfernee McLemore vs. Lehigh (Dec. 21, 2019)

**AUBURN VS. BAYLOR SERIES**

» Saturday's matchup between the Auburn and Baylor is set to be the seventh in the series with the Bears holding a 4-2 edge.

» The series is tied 1-1 in games played in Waco. The Tigers won the last duel at Baylor in 1995, 83-64.

» Auburn is 18-16 all-time against members of the currently constructed Big 12 Conference. The Tigers have racked up wins against nine of the 10 members, including multiple wins vs. seven programs. The only Big 12 team Auburn has not defeated is Kansas State.

» Auburn head coach Bruce Pearl is set to face Baylor for the first time in his career on Saturday afternoon. Pearl is 10-8 against Big 12 in his career.

**AUBURN IN THE BIG 12/SEC CHALLENGE**

» Auburn is 2-3 all-time in the annual Big 12/SEC Challenge since its inception in 2013 and has won its last two. The Tigers are 2-1 in the event under head coach Bruce Pearl.

| Date          | Opponent           | Result   |
|---------------|--------------------|----------|
| Dec. 2, 2013  | at Iowa State      | L, 99-70 |
| Dec. 3, 2014  | at Texas Tech      | L, 46-44 |
| Jan. 30, 2016 | vs. Oklahoma State | L, 74-63 |
| Jan. 28, 2017 | at TCU             | W, 88-80 |
| Jan. 25, 2020 | vs. Iowa State     | W, 80-76 |

**AUBURN VS. TOP-25 OPPONENTS**

» Auburn is 71-215 against teams from the AP Top 25 all-time. In 2018-19, the Tigers set a program record by defeating six top-25 teams, including five in a row from the SEC Tournament title to a trip to the Final Four.

» Auburn has won eight of its last 11 games against the AP Top 25, which is the best stretch in program history by far. The next-closest similar streak was when the Tigers defeated six of nine ranked foes between the 1984-85 and 1985-86 seasons. Auburn is 1-1 against the top 25 this year, dropping a 90-67 decision vs. No. 1 Gonzaga in Fort Myers and defeating No. 12 Missouri by a score of 88-82.

**PLAYER TO WATCH: SHARIFE COOPER**

There's no doubt that Sharife Cooper has made an immediate impact for Auburn since taking the court. In his first six career games, Cooper has scored or assisted on 253 of Auburn's 521 points (48.6 pct.). Against Missouri, Cooper had 28 points, eight rebounds and seven assists. He is one of only four in the country to have such a stat line this season.



» Auburn is 12-19 vs. the Top 25 under head coach Bruce Pearl, while Pearl is 37-44 all-time against ranked teams.

**TIGERS AGAINST THE TOP-5**

» Auburn is 9-57 against top-5 teams all-time. The Tigers are 1-25 on the road against top-5 teams with the lone win coming at No. 1 Kentucky on Jan. 9, 1988.

» Auburn is 1-15 against the No. 2 team all-time with the lone win coming against Kentucky on Jan. 13, 1984.

» Bruce Pearl is 9-14 against top-5 opponents in his career with a pair of those wins coming as Auburn's head coach. The Tigers defeated No. 5 Tennessee 84-80 on March 9, 2019 and No. 3 North Carolina 97-80 in the Sweet 16 during the historic 12-game winning streak that led Auburn to a SEC Tournament championship and a run to the Final Four.

» Pearl also racked up wins against No. 2 Florida (2006), No. 5 Florida (2007), No. 1 Memphis (2008), No. 1 Kansas (2010), No. 2 Kentucky (2010), No. 5 Ohio State (2010) and No. 3 Pittsburgh (2010) while leading Tennessee.

**BLOCK PARTY**

» Auburn has been one of the best teams in the country at protecting the rim. The Tigers lead the nation with 106 blocks and 6.2 blocks per game.

» The Tigers have posted the two highest block totals by any team in the country this season with 14 at Georgia and vs. Missouri. Those marks are the most by an Auburn team in a SEC game in program history.

» At Georgia, Jaylin Williams and Devan Cambridge each racked up five swats, a career high for both players. It is the first time two Tigers blocked at least five shots in a game since Rob Chubb and Willy Kouassi each blocked five shots against Nicholls State on Nov. 25, 2011.

**TALE OF THE TAPE**



|                         |      |       |
|-------------------------|------|-------|
| Scoring Offense         | 78.8 | 87.5  |
| Scoring Defense         | 74.3 | 61.8  |
| Scoring Margin          | +4.5 | +25.7 |
| FG Pct.                 | .453 | .508  |
| FG Pct. Defense         | .428 | .407  |
| 3-pt. FG Pct.           | .335 | .440  |
| 3-pt. FG Pct. Defense   | .300 | .314  |
| FT Pct.                 | .692 | .706  |
| Rebounds Per Game       | 39.3 | 37.9  |
| Opp. Rebounds Per Game  | 35.1 | 30.8  |
| Rebound Margin          | +4.2 | +7.1  |
| Assists Per Game        | 15.3 | 18.6  |
| Turnovers Per Game      | 16.7 | 12.6  |
| Opp. Turnovers Per Game | 14.7 | 18.9  |
| Turnover Margin         | -2.0 | +6.3  |
| Assist/Turnover Ratio   | 0.9  | 1.5   |
| Steals Per Game         | 6.7  | 9.9   |
| Blocks Per Game         | 6.2  | 4.1   |

**SERIES HISTORY**

| Date          | H/A/N | Result   |
|---------------|-------|----------|
| Dec. 27, 1948 | N     | L, 59-44 |
| Dec. 20, 1957 | A     | L, 62-53 |
| Dec. 6, 1958  | H     | W, 71-60 |
| Dec. 9, 1995  | A     | W, 83-64 |
| Dec. 14, 1996 | H     | L, 68-63 |
| Mar. 24, 2009 | H     | L, 74-72 |

All Games: Baylor leads 4-2  
 All Games at Auburn: Baylor leads 2-1  
 All Games at Baylor: Tied 1-1  
 All Games at Neutral Sites: Baylor leads 1-0  
 Bruce Pearl vs. Baylor: 0-0  
 Scott Drew vs. Auburn: 1-0  
 Current Series Streak: 1 by Baylor

» Against Missouri, Babatunde Akingbola blocked a career-best five shots in only eight minutes. He is the only player in the country to have at least five blocks in eight or fewer minutes this season and is one of just five players to accomplish the feat in the last decade, joining Johndre Jefferson (South Carolina, 2011), Ajdin Penava (Marshall, 2018), Len Springs (Northern Arizona, 2014) and Nicholas West (Alabama A&M, 2014).

**THERE'S A NEW SHARIFE IN TOWN**

» There's no doubt that Sharife Cooper has made an immediate impact for Auburn since taking the court. In his first six career games, Cooper has scored or assisted on 253 of Auburn's 521 points (48.6 pct.).

» Auburn has averaged 86.8 points on 46.8 percent shooting in Cooper's six games in the lineup. The Tigers have recorded 15.3 assists per game and are 126-of-159 (79.2 percent) from the free-throw line in those contests. In the previous 11 games, Auburn averaged 74.4 points and 15.3 assists per game while shooting 139-of-224 (62.1 percent) from the charity stripe.



» Cooper is one of four freshman in the nation with three games of 25 or more points. The Powder Springs, Ga. native has four such games and is second behind only LSU's Cameron Thomas, who has eight. Oklahoma State's Cade Cunningham and Arkansas' Moses Moody are close behind with three apiece. It took Cooper just six games to reach the feat, while it took Thomas seven contests.

» Cooper's impressive display of passing and his vision has contributed to 52 assists in six games. While he ranks 17th in total assists among freshmen nationally, his nearly nine assists per game is the best among all freshmen and leads all players in the NCAA.

| Player                      | Team             | APG        |
|-----------------------------|------------------|------------|
| <b>Sharife Cooper (Fr.)</b> | <b>Auburn</b>    | <b>8.7</b> |
| Jalen Moore (Jr.)           | Oakland          | 8.2        |
| Jason Preston (Jr.)         | Ohio             | 7.8        |
| Yuri Collins (So.)          | Saint Louis      | 7.7        |
| Cam Mack (Jr.)              | Prairie View A&M | 7.7        |
| Kendric Davis (Jr.)         | SMU              | 7.6        |
| Chandler Vaudrin (Sr.)      | Winthrop         | 7.6        |
| Sahvir Wheeler (So.)        | Georgia          | 7.5        |
| Colbey Ross (Sr.)           | Pepperdine       | 7.4        |
| Tryvion Kirk (Jr.)          | UIC              | 6.9        |

» Cooper made his highly-anticipated debut in an Auburn uniform vs. Alabama, and it will go down as one of the best debuts by a freshman in program history.

» The consensus 5-star signee had 26 points, nine assists, four rebounds and three steals in 33 minutes for the Tigers.

» Cooper's 26 points tied Eddie Johnson for the most points scored by a freshman in his first game in program history. Johnson had 26 points vs. Clemson on Nov. 30, 1973. Cooper is one of three freshmen in the Auburn record books to score at least 20 points in their debut, joining Johnson and Jay Heard, who had 20 points vs. Southeastern Louisiana on Nov. 13, 1998.

» Listed below are some of the best freshman debuts in program history.

| Player                | Year        | Opp.               | Stats         |
|-----------------------|-------------|--------------------|---------------|
| Eddie Johnson         | 1973        | Clemson            | 26p/8r        |
| Wesley Person         | 1990        | Texas So.          | 14p/7r        |
| Scott Pohlman         | 1997        | Temple             | 14p/3r        |
| Jay Heard             | 1998        | SE Louisiana       | 20p/5r        |
| David Hamilton        | 1998        | SE Louisiana       | 11p/10r       |
| Marquis Daniels       | 1999        | PR-Mayaguez        | 16p/6r        |
| Toney Douglas         | 2004        | Temple             | 15p/9r        |
| <b>Justin Powell</b>  | <b>2020</b> | <b>Saint Joe's</b> | <b>17p/7r</b> |
| <b>Sharife Cooper</b> | <b>2020</b> | <b>Alabama</b>     | <b>26p/9a</b> |

» In addition, Cooper matched Justin Powell and Eddie Johnson for the most points scored by a freshman in their first home game. Cooper's nine dimes tied Powell for the record in a home debut by a freshman in program history.

» For his efforts, Cooper was named the SEC Freshman of the Week after competing in his first competitive basketball game in 315 days.

» Cooper followed up his first career game with a sensational performance at Georgia. The Powder Springs, Ga. native had 28 points and dished out 12 assists to go along with five boards and two steals.

» More recently, Cooper had 16 points and 12 assists in a 109-86 rout at South Carolina. He had a double-double in the first half with 10 points and 11 assists.

» Cooper is one of only three players in the country to boast multiple games of 12 assists, joining Kendric Davis (SMU) and Jalen Moore (Oakland).

» Cooper is the first Auburn player with a points-assists double-double since Jared Harper had 12 points and 10 assists against Murray State on Dec. 22, 2018. He is the first Tiger with a 20-point, 10-assist game since Harper had 20 points and 13 assists against South Alabama on Nov. 6, 2018, in the 2018-19 season opener.

» Against Missouri, Cooper had 28 points, eight rebounds and seven assists. He is one of only four in the country to have such a stat line this season, joining Hayden Brown (Citadel), DeVante Carter (Hampton) and Anthony Tarke (Coppin State).

» In that same game, Cooper set an Auburn record after going 18-of-21 from the charity stripe. Cooper's mark bested the 17 that was set by John Mengelt vs. Kentucky (March 2, 1970), Wally Tinker vs. Vanderbilt (Jan. 15, 1968) and Ray Groover vs. Florida State (Dec. 10, 1960). Cooper's 21 free throw attempts tied the single-game record with Ray Groover vs. Florida State (Dec. 10, 1960) and Bryant Smith vs. Georgia (Jan. 3, 1998).

**THOR COMING INTO HIS OWN**

» JT Thor has taken a big step forward in his game as of late. Over the last eight games, the Anchorage, Alaska native has averaged 11.1 points and 6.3 rebounds while shooting at a 46 percent clip (29-of-63). On defense in those games, Thor has 13 blocks and 10 steals.

» In the previous eight games - the first of his career - Thor averaged 7.6 points and 2.9 boards per contest and shot 42.2 percent from the floor (19-of-45) and contributed six steals and five blocks.

**CLASS OF THE SEC: MOST GRADUATES SINCE 2014**

When it comes to graduating players, nobody in the SEC has done it better than head coach Bruce Pearl and Auburn. Since 2014, the Tigers have had 31 student-athletes walk across the graduation stage and earn their degrees, which is the highest number in the SEC. Pictured below is recent graduate Anfernee McLemore, who earned two degrees in his four seasons with the Tigers.



**KENPOM.COM**

**Adjusted Efficiency Margin**

| Value | SEC | NCAA |
|-------|-----|------|
| +14.8 | 7th | 55th |

**Adjusted Offensive Efficiency**

Points scored per 100 possessions

| Value | SEC | NCAA |
|-------|-----|------|
| 110.9 | 5th | 41st |

**Adjusted Defensive Efficiency**

Points allowed per 100 possessions

| Value | SEC | NCAA |
|-------|-----|------|
| 96.1  | 9th | 72nd |

» A 5-star in the class of 2021, Thor should still be in high school as a senior at Norcross High School in Norcross, Ga., but decided to reclassify and join Auburn this previous summer.

**FLANIGAN ONE OF SEC'S MOST IMPROVED**

» With the departure of the five seniors and Isaac Okoro, who went No. 5 in the 2020 NBA Draft, there was plenty of opportunity for those that returned. Enter: Allen Flanigan. The Little Rock, Ark. native is one of Auburn's top scorers at 14.2 points per game after averaging just 3.2 points per contest a season ago. That mark stands at 13th in the SEC. Below is chart of the most improved players in the SEC, which also includes Jaylin Williams.

| Player                      | 20-21       | 19-20      | Diff.        |
|-----------------------------|-------------|------------|--------------|
| Iverson Molinar (MS)        | 17.4        | 5.9        | +11.5        |
| <b>Allen Flanigan (AU)</b>  | <b>14.2</b> | <b>3.2</b> | <b>+11.0</b> |
| Scottie Pippen Jr. (VU)     | 21.6        | 12.0       | +9.6         |
| Tre Mann (UF)               | 14.7        | 5.3        | +9.4         |
| D.J. Stewart Jr. (MS)       | 17.6        | 8.5        | +9.1         |
| Emanuel Miller (AM)         | 15.0        | 6.4        | +8.6         |
| <b>Jaylin Williams (AU)</b> | <b>10.1</b> | <b>2.4</b> | <b>+7.7</b>  |

» Flanigan has reached double figures in 14 of 17 games this season, including 12 of the last 14 contests. Flanigan has eclipsed the 20-point plateau three times: vs. No. 1 Gonzaga (20), vs. Kentucky (21) and at South Carolina (24).

**JAY-WILL SHOWCASING HIS TALENT**

» In his second season in the program, Jaylin Williams is showcasing why he is one of the top talents in the Southeastern Conference.

» Williams is one of six underclassmen forwards in the country to average 10 points, 4.5 rebounds and 2.5 assists per game this season.

» In addition, Williams is one of just four players in the country with 40 assists, 20 blocks and 15 steals, joining Jake Stephens (VMI) Neemias Queta (Utah State) and Anthony Tarke (Coppin State).

» Williams made a statement in his first collegiate start against Saint Joseph's on Nov. 26 when he had 18 points and 11 rebounds, good for his first career double-double. More recently, Williams set a career-high with 24 points on 7-of-14 from the floor, including 6-of-10 from 3, and added four rebounds and four assists at Ole Miss.

**JOHNSON LEADING BY EXAMPLE**

» As one of just two upperclassmen on the roster, junior Jamal Johnson has stepped up and provided a scoring punch for the Tigers this year.

» Johnson produced back-to-back 20-point outings with a career-best 21 vs. Arkansas and 20 at Texas A&M, both coming off the bench.

» Johnson is the first Auburn player to have consecutive 20-point games off the bench since Rasheem Barrett, who scored 28 vs. Jacksonville State on Dec. 31, 2005 and 21 vs. Southern Miss on Jan. 4, 2006.

» Against Ole Miss, Johnson earned his first start as an Auburn Tiger and his first since playing Cincinnati in the American Athletic Conference Tournament semifinals on March 10, 2018 as a member of the Memphis Tigers.

» Prior to the Kentucky game, Johnson had scored in double figures in six consecutive games to extend a career-best streak. His previous best streak was two games, which he accomplished twice in his freshman season at Memphis.

**GAMEDAY EXPERIENCE: AUBURN ARENA**

Built at a cost of \$86 million, Auburn Arena seats 9,121 fans for basketball games. Auburn Arena replaced the old Beard-Eaves Memorial Coliseum as the home of Tiger basketball for the 2010-11 season. The furthest seat in Auburn Arena is just 43 feet away from the court. Two-thirds of the seats are less than 27 feet in elevation from courtside offering a home environment that is unrivaled.



**NEW BLOODS VS. BLUE BLOODS**

|                       | '17-18 | '18-19 | '19-20 | '20-21 | Overall | Trophies | Conf. Titles | Tourn. Titles | vs. AU |
|-----------------------|--------|--------|--------|--------|---------|----------|--------------|---------------|--------|
| <b>Auburn</b>         | 26-8   | 30-10  | 25-6   | 10-7   | 91-31   | 4        | 1            | 1             | -      |
| <b>Kentucky</b>       | 26-11  | 30-7   | 25-6   | 5-10   | 86-34   | 4        | 1            | 1             | 3-4    |
| <b>Kansas</b>         | 31-8   | 26-10  | 28-3   | 10-5   | 95-26   | 6        | 2            | 1             | 0-1    |
| <b>North Carolina</b> | 26-11  | 29-7   | 14-18  | 11-5   | 78-41   | 1        | 1            | 0             | 0-1    |
| <b>Duke</b>           | 29-8   | 32-6   | 25-6   | 6-5    | 92-25   | 3        | 0            | 1             | 1-0    |
| <b>Michigan State</b> | 30-5   | 32-7   | 22-9   | 8-4    | 92-25   | 7        | 3            | 1             | 0-0    |

*Trophies, titles and vs. AU since 2017-18*

» Following an internship in the fall with 107.5 The Ticket, an ESPN affiliated radio station in Montgomery, Johnson earned bachelor's degree from the School of Communication and proudly wears an SEC Graduate patch. Johnson is now working towards a master's degree from the School of Communication.

**CAMBRIDGE EMERGING IN NEW ROLE**

» When Sharife Cooper was cleared to play, the Tigers had a logjam at the guard position. All three of Devan Cambridge, Allen Flanigan and Jamal Johnson offered to give up their spot in the starting lineup in order to allow Cooper to run the show at point guard. Ultimately, Cambridge got the honor being a former AAU teammate of Cooper and has flourished in his new role as the team's sixth man.

» In six games off the bench, Cambridge has reached double figures four times en route to averaging 9.3 points per game. He's shooting 55 percent from the floor (22-of-40). Cambridge reached double figures three times in the 11 games prior to Cooper's arrival and averaged 7.4 points per contest while shooting 31.8 percent from the field (28-of-88).

**JP IS A UNICORN**

» On Dec. 4, Auburn freshman Justin Powell made history with his performance against South Alabama. Powell had 26 points on 7-of-9 from the floor, with all of his shots behind the arc, and nine assists.

» Powell's 26 points vs. South Alabama tied Eddie Johnson for the Auburn record for most points in a home debut by a freshman, which was later tied by teammate Sharife Cooper. Johnson had 26 points vs. Western Carolina 47 years to the day of Powell (Dec. 4, 1973).

» His nine assists and seven 3s vs. South Alabama were the most by a freshman in his home debut in program history. Sharife Cooper matched his mark of nine assists in his first home game vs. Alabama.

» Powell is one of just six freshman in the country since 2010 to have nine assists and seven 3s in a game, joining Trae Young (Oklahoma), Ky Bowman (Boston College), Shamorie Ponds (St. John's), Jordan Bohannon (Iowa) and Braden Norris (Oakland).

» He followed up that performance with 26 points and eight rebounds vs. Memphis, and was later awarded SEC Freshman of the Week.

» Powell became one of two freshman guards in the country to have an outing of 26 points and eight rebounds this season joining Robert Ford of Idaho State.

» In addition, Powell is the only player in the country to have performances of 25 or more points with eight rebounds and 25 or more points with nine assists this season.

» In his first 10 games in an Auburn jersey, freshman Justin Powell has attacked the glass as well as anyone in his position. Powell is fourth in the country in rebounds per game among freshman guards.

| Player               | Team           | RPG        |
|----------------------|----------------|------------|
| Cade Cunningham      | Oklahoma State | 6.2        |
| Kobe Williamson      | Seattle        | 6.2        |
| <b>Justin Powell</b> | <b>Auburn</b>  | <b>6.1</b> |
| Moses Moody          | Arkansas       | 5.6        |
| Ryan Rollins         | Toledo         | 5.6        |
| Brandon Boston       | Kentucky       | 5.5        |
| Ricky Council IV     | Wichita State  | 5.4        |
| Rayshon Harrison     | Presbyterian   | 5.4        |

» Powell is the only Tiger to pull down at least at least four rebounds in each game played this season.

» Powell has also been getting it done while playing out of position. Recruited as an off-the-ball guard, the freshman has had to take the reins and be the team's top point guard through his first 10 collegiate games. He is fourth in the SEC averaging 4.7 assists per game and is near the top in games with at least five assists.



## SEC STANDINGS (AS OF JAN. 28)

|                   | SEC | Pct.  | H   | A   | Overall | Pct. | H    | A   | N   | Strk |
|-------------------|-----|-------|-----|-----|---------|------|------|-----|-----|------|
| Alabama           | 9-0 | 1.000 | 5-0 | 4-0 | 14-3    | .824 | 8-1  | 4-0 | 2-2 | W10  |
| Florida           | 6-3 | .667  | 4-1 | 2-2 | 9-4     | .692 | 5-1  | 2-3 | 2-0 | W3   |
| LSU               | 6-3 | .667  | 4-1 | 2-2 | 11-4    | .733 | 7-1  | 2-3 | 1-0 | W1   |
| Tennessee         | 5-3 | .625  | 3-2 | 2-1 | 11-3    | .786 | 9-2  | 2-1 | 0-0 | W1   |
| Missouri          | 4-3 | .571  | 1-1 | 3-2 | 10-3    | .769 | 5-1  | 4-2 | 1-0 | L1   |
| Arkansas          | 5-4 | .556  | 3-1 | 2-3 | 13-4    | .765 | 11-1 | 2-3 | 0-0 | W3   |
| Kentucky          | 4-4 | .500  | 3-1 | 2-3 | 5-10    | .333 | 3-3  | 2-4 | 0-3 | L1   |
| Auburn            | 4-5 | .444  | 2-2 | 2-3 | 10-7    | .588 | 6-2  | 2-4 | 2-1 | W2   |
| Mississippi State | 4-5 | .444  | 2-3 | 2-2 | 9-8     | .529 | 7-3  | 2-2 | 0-3 | L3   |
| Ole Miss          | 3-5 | .375  | 2-2 | 1-3 | 8-7     | .533 | 6-3  | 2-4 | 0-0 | L1   |
| South Carolina    | 2-3 | .400  | 2-1 | 0-2 | 4-5     | .444 | 3-1  | 0-3 | 1-1 | W1   |
| Georgia           | 2-6 | .250  | 1-3 | 1-3 | 9-6     | .600 | 8-3  | 1-3 | 0-0 | L2   |
| Texas A&M         | 2-6 | .250  | 1-3 | 1-3 | 7-7     | .500 | 6-3  | 1-3 | 0-1 | L3   |
| Vanderbilt        | 0-6 | .000  | 0-3 | 0-3 | 4-8     | .333 | 4-4  | 0-4 | 0-0 | L6   |

| Player                | Team           | Games w/ 5+ Ast |
|-----------------------|----------------|-----------------|
| Sahvir Wheeler        | Georgia        | 14              |
| Jalen Tate            | Arkansas       | 7               |
| Javonte Smart         | LSU            | 7               |
| Scotty Pippen Jr.     | Vanderbilt     | 7               |
| <b>Justin Powell</b>  | <b>Auburn</b>  | <b>5</b>        |
| <b>Sharife Cooper</b> | <b>Auburn</b>  | <b>5</b>        |
| Justin Kier           | Georgia        | 4               |
| Tre Mann              | Florida        | 4               |
| Devontae Shuler       | Ole Miss       | 4               |
| Trendon Watford       | LSU            | 4               |
| Jermaine Cousinard    | South Carolina | 4               |
| Jaden Springer        | Tennessee      | 4               |

» Powell also ranks highly among freshmen nationally in assists per game.

| Player                | Team             | APG        |
|-----------------------|------------------|------------|
| <b>Sharife Cooper</b> | <b>Auburn</b>    | <b>8.7</b> |
| Jordan Hall           | Saint Joe's      | 6.2        |
| Wendell Green         | Eastern Kentucky | 5.2        |
| Luis Rolon            | FGCU             | 4.9        |
| Jalen Suggs           | Gonzaga          | 4.9        |
| <b>Justin Powell</b>  | <b>Auburn</b>    | <b>4.7</b> |
| Adrian Balwin         | VCU              | 4.7        |
| Jeremiah Williams     | Temple           | 4.6        |
| Posh Alexander        | St. John's       | 4.5        |
| Andre Curbelo         | Illinois         | 4.4        |

### YOUNG SQUAD GAINING EXPERIENCE

» In terms of experience, the 2020-21 Auburn Tigers are the youngest team in head coach Bruce Pearl's career. The team averages 0.75 years of experience, which ranks as the youngest team in the country to play a game this season.

» Auburn has 30 starts combined by freshmen this season, which is fifth in the country behind only Kentucky (45), Kansas State (37), North Carolina (35) and Washington State (34), and ahead of Duke (29) through games played on Jan. 28.

### FIREWORKS IN COLUMBIA

» Auburn produced one of the best offensive performances not only in recent memory but also in program history.

» The Tigers had 109 points on 52 percent from the floor, including 52 percent from 3, and 94 percent from the charity stripe.

» Auburn's 109 points are the most the Tigers have ever scored in an SEC road game and the sixth-most they have scored against an SEC opponent at any location. It is the Tigers' first 100-point game in an SEC game since a 102-61 victory over Alabama on Feb. 13, 1999, and their first in an SEC road game since a 100-89 win at No. 8 Arkansas on Jan. 23, 1993. The 20-point margin of victory is Auburn's largest in an SEC road game since defeating LSU 98-75 in Baton Rouge on Feb. 21, 2017.

### Most Points in a SEC Game All-Time

| Points     | Opponent           | Date                 | Result           |
|------------|--------------------|----------------------|------------------|
| 121        | Alabama            | Feb. 14, 1970        | W, 121-78        |
| 115        | LSU                | Feb. 14, 1959        | W, 115-67        |
| 111        | LSU                | Feb. 12, 1994        | W, 111-83        |
| 110        | Ole Miss           | Feb. 29, 1992        | W, 110-84        |
| 110        | LSU                | Feb. 24, 1975        | W, 110-94        |
| <b>109</b> | <b>S. Carolina</b> | <b>Jan. 23, 2021</b> | <b>W, 109-86</b> |
| 107        | Tennessee          | Mar. 6, 1978         | W, 107-94        |

» The 109 points are the fifth-most points the Tigers have scored in a game under head coach Bruce Pearl. It also marked the eighth time Auburn has reached triple digits under Pearl, which is 13 percent of the Tigers' total 100-point games (61).

» Since the start of the 2010-11 season, it was only the second time the Tigers have shot 50 percent from the field, 50 percent from 3-point range and 90 percent from the free-throw line and first time since Jan. 26, 2019 at Mississippi State when they shot 53 percent from the field, 52 percent from beyond the arc and 91 percent from the foul line.

### LET IT FLY

» Auburn set a program record with 22 3-pointers vs. South Alabama in the first home game of the season on Dec. 4. The Tigers are second in the SEC and are 29th in the nation at 9.3 makes from downtown per game.

» As Coach Pearl has said, "As long as the 3 is worth more than the 2, we'll continue to take them." Below are all the games Auburn has hit at least 15 3-pointers as a team.

## OKORO MAKES HISTORY

Dreams became reality for former Auburn star Isaac Okoro Wednesday night when he was chosen with the No. 5 overall selection in the 2020 NBA Draft by the Cleveland Cavaliers.

Okoro's selection is tied for the third-highest selection in program history behind only Chris Morris (No. 4, 1988) and Chuck Person (No. 4, 1986). Charles Barkley was also chosen No. 5 in the 1984 NBA Draft.

The Powder Springs, Ga. native became the first one-and-done player in program history.

Okoro was just the sixth player in Southeastern Conference history to be named All-SEC, All-Defensive and All-Freshman in the same season.

Following Okoro's No. 5 selection and Chuma Okeke's No. 16 pick in the 2019 NBA Draft, Auburn has produced back-to-back first round draft picks for the first time in program history.

Okoro averaged 12.9 points, 4.4 rebounds, two assists, 0.9 steals and 0.9 blocks in 31.5 minutes per game while starting 28 games as a first-year player in senior-laden lineup. The Tigers posted a 25-6 record during the 2019-20 campaign.

Okoro scored in double figures 20 times and was named the SEC Freshman of the Week twice, becoming just the fourth freshman in program history to earn the conference distinction two times in a season.

Okoro is the second Tiger to be drafted by the Cavaliers, joining Mike Mitchell, who was taken with the 15th selection of the 1978 NBA Draft. Along with Mitchell (1978-82), former lettermen Eddie Johnson (1985-86) and Wesley Person (1997-2002) all played for the Cavs.

### Auburn NBA Draft Facts

» Auburn and Florida State are the only two programs in the country to have consecutive first round picks that have improved their ranking by at least 30

Isaac Okoro 40 to 5 = 35  
Chuma Okeke 50 to 16 = 34

Mfiondu Kabengele 243 to 27 = 243  
Devin Vassell 200 to 11 = 189

» Auburn is one of seven programs to have back-to-back first round picks in the last two drafts (Auburn, Florida State, Kentucky, North Carolina, USC, Vanderbilt, Washington)

» Auburn is one of four SEC programs to have top-16 picks in back-to-back drafts (Auburn (2019-20), Florida (2007-08), Kentucky (1996-97 & 2010-19) and Vanderbilt (2019-20))

**All-Time Games with 15+ 3-Pointers**

| 3s        | Opponent             | Date                 |
|-----------|----------------------|----------------------|
| <b>22</b> | <b>South Alabama</b> | <b>Dec. 4, 2020</b>  |
| 21        | Coastal Carolina     | Dec. 15, 2016        |
| 18        | LSU                  | Feb. 8, 2020         |
| 18        | South Alabama        | Nov. 6, 2018         |
| 18        | Temple               | Nov. 19, 2004        |
| 17        | CSUN                 | Nov. 15, 2019        |
| 17        | North Carolina       | March 29, 2019       |
| 17        | Arkansas             | Feb. 20, 2019        |
| 17        | Vanderbilt           | Feb. 3, 2018         |
| 17        | Northwestern State   | Nov. 27, 2015        |
| 16        | LSU                  | Feb. 9, 2019         |
| 16        | Missouri             | Jan. 30, 2019        |
| <b>15</b> | <b>Arkansas</b>      | <b>Dec. 30, 2020</b> |
| 15        | Tennessee            | March 17, 2019       |
| 15        | Saint Peter's        | Nov. 28, 2018        |
| 15        | Alabama              | Feb. 4, 2017         |
| 15        | Arkansas             | Feb. 17, 2016        |
| 15        | Nicholls State       | Nov. 24, 2004        |
| 15        | Arkansas             | Jan. 6, 1996         |
| 15        | West Florida         | Dec. 12, 1994        |

» Auburn has the most games of 15 or more 3s since Coach Pearl took over prior to the 2014-15 season. The Tigers have 16 games of 15 or more 3s since 2014-15, while the rest of the league has 44 combined (as of games through Jan. 27).

**Games with 15+ 3-Pointers Since 2014-15**

| Team              | Games     |
|-------------------|-----------|
| <b>Auburn</b>     | <b>16</b> |
| Florida           | 10        |
| Alabama           | 9         |
| Mississippi State | 3         |
| Missouri          | 3         |
| South Carolina    | 3         |
| Arkansas          | 2         |
| LSU               | 2         |
| Ole Miss          | 1         |
| Tennessee         | 1         |
| Texas A&M         | 1         |
| Vanderbilt        | 1         |
| Georgia/Kentucky  | 0         |

» Auburn has two players in the top 10 in the SEC in total 3-pointers made so far this season. Jamal Johnson is third the league with 33, while Allen Flanigan is sixth with 32.

» Auburn has finished either first or second in the SEC in 3-pointers made in five of six seasons under Pearl, including setting a conference record with 454 in 2018-19 en route to a run to the Final Four. Last season, Auburn finished third in the league with 8.1 makes from behind the arc.

**KNOCKING DOWN THE FREEBIES**

» Auburn has improved tremendously over the last few games in its free throw shooting. In the last seven games, the Tigers are shooting 79.1 percent (140-of-177) from the free throw line.

» Auburn's 79.1 free throw percentage leads the SEC since the turn of the new year. Kentucky is in second at 76.6 percent (118-of-154) followed by Alabama at 76.2 percent (112-of-147).

» In the first nine games of 2020-21, Auburn shot just 60.7 percent (125-of-206) from the charity stripe.

**ROAD WARRIORS**

» While Auburn has taken care of business at home, the Tigers have also shown their grit on the road. Auburn owns a 39-25 (.609) mark away from home since the 2017-18 season, which is at the top in the league. Listed below are the best records away from home since 2017-18 in the SEC.

| Team          | Record              |
|---------------|---------------------|
| <b>Auburn</b> | <b>39-25 (.609)</b> |
| Tennessee     | 34-22 (.607)        |
| Kentucky      | 34-25 (.576)        |
| Florida       | 32-29 (.525)        |
| LSU           | 26-27 (.491)        |
| Alabama       | 28-34 (.452)        |
| Miss. State   | 23-32 (.418)        |
| Arkansas      | 22-31 (.415)        |
| Texas A&M     | 20-32 (.385)        |
| Missouri      | 21-34 (.382)        |
| S. Carolina   | 19-33 (.365)        |
| Ole Miss      | 16-36 (.308)        |
| Georgia       | 15-36 (.294)        |
| Vanderbilt    | 3-41 (.068)         |

*(as of games completed through Jan. 27)*

**DOUBLE-DOUBLES**

**Sharife Cooper (2)**

28 pts, 12 ast at Georgia (Jan. 13)  
16 pts, 12 ast at South Carolina (Jan. 23)

**Devan Cambridge (1)**

13 pts, 10 reb vs. Saint Joseph's (Nov. 25)

**Allen Flanigan (1)**

19 pts, 10 reb vs. Arkansas (Dec. 30)

**Jaylin Williams (1)**

18 pts, 11 reb vs. Saint Joseph's (Nov. 25)

**THE REPLACEMENTS**

» Auburn is having to replace over 84 percent of its scoring from last season. That mark stands as the fifth-highest in the country.

| Team             | Pct. of Pts Lost |
|------------------|------------------|
| Kentucky         | 94.0%            |
| Rider            | 87.6%            |
| Radford          | 85.7%            |
| South Alabama    | 84.9%            |
| <b>Auburn</b>    | <b>84.1%</b>     |
| Arkansas         | 83.5%            |
| Tulane           | 82.3%            |
| Utah Valley      | 79.8%            |
| Central Michigan | 79.4%            |
| Georgia Southern | 79.1%            |

» Auburn and Kentucky are the only two SEC programs to not return a player that averaged five or more points per game from a season ago.

» The Tigers have to replace the winningest class in program history as the 2020 seniors amassed 99 wins, besting the previous mark of 88 set by the 2001 seniors.

» The 2020 class also hold the most wins in a 3-year span with 81, most in a 2-year span with 56 and most in a single year with 30 in 2019.

**WHOLE LOTTA HEIGHT**

» Auburn boasts the ninth-tallest team in the country, averaging 78.7 inches per player - nearly 6-foot-7.

» Auburn's average height of 78.7 inches on the 2020-21 roster is the tallest the Tigers have had over the last 15 seasons.

» Since 2007, Auburn has boasted an average height of 77 inches or more just four times: 77.1 in 2010-11, 77.9 in 2015-16, 77.3 in 2019-20 and 78.7 in 2020-21.

» Auburn's average height over the last 15 seasons is ranked in the middle of the pack nationally (160.5). The Tigers have had a roster in the top 100 in the country in terms of height just three times since 2007: 93rd in 2010-11, 48th in 2015-16 and ninth in 2020-21.

**TIGERS IN OVERTIME**

» With a 96-91 win in overtime vs. Saint Joseph's, Auburn is 58-53 in overtime games all-time, including a 9-0 mark since the start of the 2018-19 season and 2-0 against Saint Joseph's.



**NBA DEBUTS: CHUMA OKEKE AND ISAAC OKORO**

Former Auburn standouts Chuma Okeke and Isaac Okoro made their professional debuts as the 2020-21 NBA season officially tipped off on Nov. 23. Okeke and Okoro become the 24th and 25th players in program history to play in the NBA. The duo became the first pair of former Tigers to play in the same season since Marquis Daniels (Indiana) and Pat Burke (Phoenix) in 2006-07.

## AUBURN POINTS-ASSISTS DOUBLE-DOUBLES ALL-TIME

| Season  | Player           | Points | Assists | Date          | Opponent                         |
|---------|------------------|--------|---------|---------------|----------------------------------|
| 2020-21 | *Sharife Cooper  | 28     | 12      | Jan. 13, 2021 | at Georgia                       |
|         | *Sharife Cooper  | 16     | 12      | Jan. 23, 2021 | at South Carolina                |
| 2018-19 | Jared Harper     | 20     | 13      | Nov. 6, 2018  | South Alabama                    |
|         | Jared Harper     | 12     | 10      | Dec. 22, 2018 | Murray State                     |
| 2017-18 | Jared Harper     | 14     | 14      | Feb. 3, 2018  | Vanderbilt                       |
| 2015-16 | Kareem Canty     | 17     | 10      | Nov. 27, 2015 | Northwestern State               |
| 2000-01 | Jamison Brewer   | 10     | 11      | Dec. 4, 2000  | Louisiana                        |
| 1998-99 | Doc Robinson     | 14     | 10      | Jan. 16, 1999 | Florida                          |
| 1995-96 | Wes Flanigan     | 10     | 11      | Nov. 30, 1995 | Jacksonville State               |
|         | Wes Flanigan     | 15     | 10      | Jan. 6, 1996  | Arkansas                         |
| 1994-95 | Moochie Norris   | 10     | 10      | Nov. 26, 1994 | Lynn                             |
|         | Moochie Norris   | 21     | 10      | Dec. 17, 1994 | Alabama State                    |
|         | Moochie Norris   | 17     | 10      | Jan. 8, 1995  | Ole Miss                         |
| 1993-94 | *Wes Flanigan    | 13     | 10      | Jan. 22, 1994 | at Tennessee                     |
| 1989-90 | Derrick Dennison | 17     | 10      | Nov. 25, 1989 | vs. UConn                        |
| 1987-88 | Terrance Howard  | 14     | 12      | Dec. 12, 1987 | at Illinois                      |
|         | Johnny Lynn      | 11     | 10      | Mar. 2, 1988  | Ole Miss                         |
| 1986-87 | Johnny Lynn      | 10     | 12      | Dec. 11, 1986 | Austin Peay                      |
|         | Gerald White     | 17     | 10      | Mar. 12, 1987 | vs. Indiana (NCAA Tournament)    |
| 1985-86 | Gerald White     | 12     | 10      | Mar. 22, 1986 | vs. Louisville (NCAA Tournament) |
| 1984-85 | Gerald White     | 11     | 10      | Feb. 16, 1985 | at Alabama                       |

\* freshman

Assists became an official NCAA statistic prior to the 1983-84 season

» The Tigers are 12-2 in overtime under head coach Bruce Pearl, including a perfect 5-0 last season.

» Auburn's 9-game winning streak in overtime is currently the second-longest active winning streak behind Florida State (10). The all-time national record for consecutive overtime victories is 11 by Louisville (1968-75), UMass (1991-96) and Virginia (1991-96). Temple (seven) and Kansas (six) are next in the country in terms of longest active winning streaks in overtime.

### TOP OF THE PACK

» Auburn is at the top of the SEC in terms of non-conference wins. The Tigers were the only team in the league to have won at least 10 non-conference regular season games from 2016-20. Auburn's 47 non-league victories from 2016-2020 are a school record in a 4-year span.

| Team      | '16-17      | '17-18      | '18-19      | '19-20      | '20-21     | Total       |
|-----------|-------------|-------------|-------------|-------------|------------|-------------|
| <b>AU</b> | <b>11-2</b> | <b>12-1</b> | <b>11-2</b> | <b>13-0</b> | <b>6-2</b> | <b>53-7</b> |
| AR        | 11-2        | 11-2        | 9-4         | 12-1        | 8-0        | 51-9        |
| MS        | 9-3         | 12-1        | 12-1        | 9-4         | 5-3        | 47-12       |
| UT        | 8-5         | 10-2        | 12-1        | 8-5         | 6-0        | 44-13       |
| GA        | 9-4         | 9-3         | 9-4         | 10-3        | 7-0        | 44-14       |
| UK        | 10-3        | 11-2        | 11-2        | 10-3        | 1-6        | 43-16       |
| LS        | 8-4         | 9-3         | 10-3        | 9-4         | 5-1        | 41-15       |
| OM        | 9-4         | 7-6         | 10-3        | 9-4         | 5-1        | 40-18       |
| UA        | 7-5         | 9-4         | 9-4         | 8-5         | 5-3        | 39-20       |
| UF        | 10-3        | 9-4         | 8-5         | 8-5         | 3-1        | 38-18       |
| MU        | 5-7         | 10-3        | 9-3         | 8-5         | 6-0        | 38-18       |
| AM        | 8-4         | 11-2        | 7-5         | 6-6         | 5-1        | 37-18       |
| VU        | 7-6         | 6-7         | 9-4         | 8-5         | 4-2        | 34-24       |
| SC        | 10-3        | 9-4         | 5-8         | 8-5         | 1-2        | 33-22       |

» The Tigers have earned wins vs. notable opponents in Arizona, Dayton (twice), Davidson, Iowa State, Memphis, Middle Tennessee, Murray State (twice), NC State, Oklahoma, TCU, Texas Tech, UConn (twice), Washington and Xavier (twice).

### CLASS OF THE SEC

» In the last three seasons, no team in the SEC has won more than Auburn as the Tigers are one of just three programs to amass 70 wins. Listed below are the records of all 14 SEC teams from the 2017-18 season until now.

| Team          | '17-18      | '18-19       | '19-20      | Total        |
|---------------|-------------|--------------|-------------|--------------|
| <b>Auburn</b> | <b>26-8</b> | <b>30-10</b> | <b>25-6</b> | <b>81-24</b> |
| Kentucky      | 26-11       | 30-7         | 25-6        | 81-24        |
| Tennessee     | 26-9        | 31-6         | 17-14       | 74-29        |
| Miss. State   | 25-12       | 23-11        | 20-11       | 68-34        |
| LSU           | 18-15       | 28-7         | 21-10       | 67-32        |
| Arkansas      | 23-12       | 18-16        | 20-12       | 61-40        |
| Florida       | 21-13       | 20-16        | 19-12       | 60-41        |
| Alabama       | 20-16       | 18-16        | 16-15       | 54-47        |
| Texas A&M     | 22-13       | 14-18        | 16-14       | 52-45        |
| S. Carolina   | 17-16       | 16-16        | 18-13       | 51-45        |
| Missouri      | 20-13       | 15-17        | 15-16       | 50-46        |
| Ole Miss      | 12-20       | 20-13        | 15-17       | 47-50        |
| Georgia       | 18-15       | 11-21        | 16-16       | 45-52        |
| Vanderbilt    | 12-20       | 9-23         | 11-21       | 32-64        |

### ONE OF THE NATION'S BEST

» Auburn has won at the 12th-best rate in all of college basketball over the last three seasons.

| Team          | '17-18      | '18-19       | '19-20      | Total        | Pct.        |
|---------------|-------------|--------------|-------------|--------------|-------------|
| Gonzaga       | 32-5        | 33-4         | 31-2        | 96-11        | .897        |
| Virginia      | 31-3        | 35-3         | 23-7        | 89-13        | .873        |
| NMSU          | 28-6        | 30-5         | 25-6        | 83-17        | .830        |
| Duke          | 29-8        | 32-6         | 25-6        | 86-20        | .811        |
| Houston       | 27-8        | 33-4         | 23-8        | 83-20        | .806        |
| Villanova     | 36-4        | 26-10        | 24-7        | 86-21        | .804        |
| Kansas        | 31-8        | 26-10        | 28-3        | 85-21        | .802        |
| Michigan St.  | 30-5        | 32-7         | 22-9        | 84-21        | .800        |
| Murray State  | 26-6        | 28-5         | 23-9        | 77-20        | .794        |
| Vermont       | 27-8        | 27-7         | 26-7        | 80-22        | .784        |
| Cincinnati    | 31-5        | 28-7         | 20-10       | 79-22        | .782        |
| <b>Auburn</b> | <b>26-8</b> | <b>30-10</b> | <b>25-6</b> | <b>81-24</b> | <b>.771</b> |
| Kentucky      | 26-11       | 30-7         | 25-6        | 81-24        | .771        |
| UNCG          | 27-8        | 29-7         | 23-9        | 79-24        | .767        |
| Buffalo       | 27-9        | 32-4         | 20-12       | 79-25        | .760        |

### ANOTHER 20-WIN SEASON

» The Tigers have recorded three straight 20-win seasons for the second time all-time after first accomplishing the feat from 1983-84 to 1985-86. After a win against LSU last year, Auburn secured its third consecutive 21-win season, a first in program history for the Tigers.

» Bruce Pearl joins Cliff Ellis and Sonny Smith as the only head coaches to lead Auburn to three 20-win seasons.

## 2020-21 TEAM LEADERS

| Led Auburn in Scoring | Overall | SEC |
|-----------------------|---------|-----|
| Allen Flanigan        | 5       | 2   |
| Sharife Cooper        | 4       | 4   |
| Jamal Johnson         | 3       | 2   |
| Jaylin Williams       | 3       | 1   |
| Justin Powell         | 2       | 0   |

| Led Auburn in Rebounds | Overall | SEC |
|------------------------|---------|-----|
| JT Thor                | 5       | 4   |
| Jaylin Williams        | 4       | 1   |
| Justin Powell          | 4       | 0   |
| Allen Flanigan         | 3       | 3   |
| Dylan Cardwell         | 3       | 1   |
| Devan Cambridge        | 1       | 1   |
| Sharife Cooper         | 1       | 1   |
| Chris Moore            | 1       | 0   |

| Led Auburn in Assists | Overall | SEC |
|-----------------------|---------|-----|
| Sharife Cooper        | 6       | 6   |
| Justin Powell         | 6       | 1   |
| Allen Flanigan        | 3       | 1   |
| Jaylin Williams       | 3       | 1   |
| Dylan Cardwell        | 1       | 0   |

| Led Auburn in Steals | Overall | SEC |
|----------------------|---------|-----|
| Devan Cambridge      | 5       | 3   |
| Babatunde Akingbola  | 5       | 2   |
| Allen Flanigan       | 4       | 4   |
| Jaylin Williams      | 4       | 3   |
| JT Thor              | 3       | 2   |
| Justin Powell        | 3       | 1   |
| Jamal Johnson        | 2       | 2   |
| Dylan Cardwell       | 2       | 1   |
| Sharife Cooper       | 1       | 1   |
| Chris Moore          | 1       | 0   |

| Led Auburn in Blocks | Overall | SEC |
|----------------------|---------|-----|
| Jaylin Williams      | 8       | 3   |
| Babtunde Akingbola   | 7       | 5   |
| JT Thor              | 5       | 3   |
| Dylan Cardwell       | 3       | 0   |
| Javon Franklin       | 2       | 2   |
| Allen Flanigan       | 2       | 1   |
| Devan Cambridge      | 1       | 1   |
| Sharife Cooper       | 1       | 1   |
| Jamal Johnson        | 1       | 1   |
| Chris Moore          | 1       | 0   |

| Led Auburn in FT Made | Overall | SEC |
|-----------------------|---------|-----|
| Allen Flanigan        | 7       | 3   |
| Sharife Cooper        | 5       | 5   |
| Justin Powell         | 3       | 0   |
| Jamal Johnson         | 2       | 1   |
| JT Thor               | 2       | 1   |
| Jaylin Williams       | 2       | 1   |
| Babatunde Akingbola   | 1       | 0   |



» In the 25 seasons that Bruce Pearl has been a head coach, including the 2019-20 campaign, his teams have amassed 20 20-win seasons. In simple math, Coach Pearl has won at least 20 games in a season in 80 percent of his seasons as the head coach.

**HOME COOKIN'**

» Auburn Arena has become one of the toughest environments to play in the country. The Tigers are 52-6 (.897) at home over the last three-plus seasons. Listed below are the best records at home since 2017-18.

| Team               | Record             |
|--------------------|--------------------|
| Gonzaga            | 57-1 (.983)        |
| South Dakota State | 50-1 (.980)        |
| Houston            | 57-3 (.950)        |
| Prairie View A&M   | 35-2 (.946)        |
| New Mexico State   | 44-3 (.936)        |
| Florida State      | 53-4 (.930)        |
| Virginia           | 52-5 (.912)        |
| Kansas             | 50-5 (.909)        |
| Murray State       | 49-5 (.907)        |
| Belmont            | 47-5 (.904)        |
| <b>Auburn</b>      | <b>52-6 (.897)</b> |
| NC Central         | 34-4 (.895)        |
| Nevada             | 46-6 (.885)        |
| Michigan           | 53-7 (.883)        |
| Duke               | 50-7 (.877)        |

*(as of games completed through Jan. 23)*

» The Tigers have been especially good at home against non-conference competition on The Plains under Coach Pearl as they boast a 44-3 mark, good for a winning percentage of .936. Below are the records for all 14 SEC teams and how they've fared since 2014-15.

| Team          | Record             |
|---------------|--------------------|
| Arkansas      | 58-3 (.951)        |
| <b>Auburn</b> | <b>44-3 (.936)</b> |
| Georgia       | 49-4 (.925)        |
| LSU           | 48-4 (.923)        |
| Tennessee     | 46-4 (.920)        |
| Kentucky      | 51-5 (.911)        |
| Texas A&M     | 45-5 (.900)        |
| Miss. State   | 47-6 (.887)        |
| Alabama       | 38-5 (.884)        |
| Missouri      | 39-9 (.813)        |
| Vanderbilt    | 46-11 (.807)       |
| S. Carolina   | 37-10 (.787)       |
| Florida       | 28-8 (.778)        |
| Ole Miss      | 38-12 (.760)       |

*(as of games completed through Jan. 23)*

» Auburn has won 33 straight regular season non-conference home games and holds perfect records over the last five seasons. Auburn is the only team in the SEC without a blemish at home against non-league foes since 2016-17.

» The Tigers' streak of 33 straight regular season non-conference home wins is tops in the SEC, leading Arkansas (20) and Georgia (18). The last time Auburn lost at home to a non-conference foe was Jan. 30, 2016 vs. Oklahoma State in the Big 12/SEC Challenge, 74-63.

**WELCOME TO THE JUNGLE**

» Known as one of the best homecourt environments in all of college basketball, Auburn has fed off of its consistently-packed crowds inside Auburn Arena, or as ESPN's Tom Hart has called it, "The Cathedral of Chaos."

» The Tigers finished the 2019-20 season at 16-1 at home, marking the most wins in Auburn Arena history and the second-most home wins ever in program history, trailing only the 18 by the 2008-09 team at Beard-Eaves-Memorial Coliseum.

» Auburn's 19-game home winning streak was snapped in the final home game of the season to Texas A&M, ending what was the eighth-longest active streak in the country.

» Listed below are the biggest home winning streaks in program history:

| Streak Began        | Ended             |
|---------------------|-------------------|
| 36 Jan. 26, 1957    | Jan. 7, 1961      |
| 30 Mar. 11, 1998    | Mar. 1, 2000      |
| 19 Feb. 20, 2019    | Mar. 4, 2020      |
| 17 3rd game of 1926 | 15th game of 1927 |
| 15 Feb. 27, 1974    | Jan. 10, 1976     |
| 13 Mar. 4, 2017     | Feb. 7, 2018      |
| 12 Feb. 14, 2018    | Jan. 19, 2019     |
| 10 Jan. 7, 1963     | Feb. 3, 1964      |
| 10 Mar. 2, 2011     | Jan. 11, 2012     |

» The Tigers own a 51-6 record at home since the beginning of the 2017-18 season.

**STABILITY ON THE BENCH**

» Auburn head coach Bruce Pearl is in his seventh season on the bench for the Tigers. He currently sits as the third-longest-tenured coach in the league behind only Kentucky's John Calipari (12) and South Carolina's Frank Martin (nine).

» Pearl has won six titles in 12 full seasons in the SEC, which includes three division titles, two regular season championships and one league tournament crown.

» Since 2014-15, there have been 13 coaching changes among the 14 programs in the SEC. Only Auburn, Kentucky and South Carolina have kept the same head coach in the SEC.

» In the six seasons Pearl was at Tennessee (2005-11), there were nine coaching changes among the 12 teams in the SEC. Only Florida, Mississippi State, Tennessee and Vanderbilt had the same head coach from 2005-11.

**PEARL APPROACHING 600**

» Auburn head coach Bruce Pearl is just a few wins away from reaching 600 career wins. Pearl is 67th on the all-times wins list among Division I head coaches and is 21st among active head coaches.

**By Victories (All-Time)**

|                    |               |            |
|--------------------|---------------|------------|
| 61. Jay Wright     | 1994-P        | 604        |
| Bob McKillop       | 1989-P        | 604        |
| 63. Slats Gill     | 1928-64       | 599        |
| 64. Tom Davis      | 1977-2007     | 598        |
| 65. Abe Lemons     | 1955-76       | 597        |
| <b>Bruce Pearl</b> | <b>1992-P</b> | <b>597</b> |
| 67. John Thompson  | 1972-99       | 596        |
| 68. Guy Lewis      | 1956-86       | 592        |
| 69. Joe Hutton     | 1931-65       | 591        |

**By Victories (Active)**

|                        |               |            |
|------------------------|---------------|------------|
| 18. Mark Few           | 1999-P        | 614        |
| 19. Jay Wright         | 1994-P        | 604        |
| Bob McKillop           | 1989-P        | 604        |
| <b>21. Bruce Pearl</b> | <b>1992-P</b> | <b>597</b> |
| 22. Lennie Acuff       | 1990-P        | 583        |
| 23. Leonard Hamilton   | 1986-P        | 571        |

» Pearl became the sixth-fastest coach in NCAA history to reach 100 career wins (118 games), third-fastest to reach 200 career wins (240 games) and tied for the seventh-fastest to 300 career wins (382 games).

**PEARL RISING IN SEC RECORD BOOK**

» Through his tenures as head coach at two SEC schools - Auburn and Tennessee - Bruce Pearl has won a ton of games. Below is where he stands in the SEC coaching ranks all-time:

**By Victories (SEC Schools Only)**

|                        |              |            |
|------------------------|--------------|------------|
| 9. Joe B. Hall         | UK           | 297        |
| Hugh Durham            | UG           | 297        |
| 11. Rick Stansbury     | MS           | 293        |
| <b>12. Bruce Pearl</b> | <b>AU/UT</b> | <b>280</b> |
| 13. Ray Mears          | UT           | 278        |
| Roy Skinner            | VU           | 278        |
| 15. Wimp Sanderson     | UA           | 265        |
| John Mauer             | UK/UT/UF     | 265        |

**SEC Regular Season Games**

|                        |              |            |
|------------------------|--------------|------------|
| 14. Norm Sloan         | UK           | 126        |
| 15. Joel Eaves         | AU           | 124        |
| 16. Rick Stansbury     | MS           | 122        |
| <b>17. Bruce Pearl</b> | <b>AU/UT</b> | <b>121</b> |
| 18. Hank Crisp         | UA           | 112        |
| 19. Don DeVoe          | UT/UF        | 110        |
| 20. Nolan Richardson   | AR           | 109        |

**PEARL ON AUBURN ALL-TIME WINS LIST**

» In his seventh season on The Plains, head coach Bruce Pearl is among the greatest to ever toe the bench area in program history.

| Head Coach         | Years         | Record        |
|--------------------|---------------|---------------|
| Joel Eaves         | 1949-63       | 213-100       |
| Cliff Ellis        | 1994-2004     | 186-125       |
| Sonny Smith        | 1978-89       | 173-154       |
| <b>Bruce Pearl</b> | <b>2014-P</b> | <b>135-85</b> |
| Bill Lynn          | 1963-73       | 130-124       |
| Jeff Lebo          | 2004-10       | 96-93         |

**RPI IMPROVEMENT**

» In the four seasons before 2014-15, the Tigers held an average final RPI of 202. Since that point, Auburn has averaged a final RPI of 71.8, including 19 over the last three seasons. Here are the final RPI/NET rankings in the last nine seasons.

|         |     |                     |
|---------|-----|---------------------|
| 2010-11 | 253 |                     |
| 2011-12 | 145 |                     |
| 2012-13 | 250 |                     |
| 2013-14 | 160 |                     |
| 2014-15 | 132 | (Under Coach Pearl) |
| 2015-16 | 160 | (Under Coach Pearl) |
| 2016-17 | 82  | (Under Coach Pearl) |
| 2017-18 | 16  | (Under Coach Pearl) |
| 2018-19 | 14  | (Under Coach Pearl) |
| 2019-20 | 27  | (Under Coach Pearl) |

### STAT RANKINGS

|                      | Value | SEC  | NCAA  |
|----------------------|-------|------|-------|
| Winning Pct.         | .585  | 8th  | 131st |
| Scoring Offense      | 78.8  | 4th  | 56th  |
| Scoring Defense      | 74.3  | 12th | 260th |
| Scoring Margin       | +4.5  | 8th  | 135th |
| Field Goal Pct.      | .453  | 5th  | 117th |
| Field Goal Pct. Def. | .428  | 10th | 163rd |
| 3-pt. FG Per Game    | 9.3   | 2nd  | 36th  |
| 3-pt. FG Pct.        | .335  | 7th  | 176th |
| 3-pt. FG Pct. Def.   | .300  | 2nd  | 53rd  |
| Free Throw Pct.      | .692  | 10th | 203rd |
| Free Throw Made      | 265   | 2nd  | 11th  |
| Free Throws Att.     | 383   | 1st  | 9th   |
| Rebounds             | 39.3  | 4th  | 44th  |
| Rebound Margin       | +4.2  | 3rd  | 84th  |
| Off. Rebounds        | 12.1  | 7th  | 54th  |
| Def. Rebounds        | 27.2  | 3rd  | 80th  |
| Assists              | 15.3  | 2nd  | 70th  |
| Assist/Turnover      | 0.92  | 9th  | 215th |
| Turnover Margin      | -2.0  | 13th | 273rd |
| Turnovers Forced     | 14.7  | 9th  | 108th |
| Blocks               | 6.2   | 1st  | 1st   |
| Steals               | 6.7   | 10th | 151st |

#### INDIVIDUAL

##### 3-Point FG Attempts

|                 |    |     |       |
|-----------------|----|-----|-------|
| Jamal Johnson   | 98 | 3rd | 61st  |
| Allen Flanigan  | 85 | 7th | 126th |
| Devan Cambridge | 83 | 9th | 138th |

##### 3-Point FG Per Game

|                |     |      |       |
|----------------|-----|------|-------|
| Jamal Johnson  | 1.9 | 10th | 277th |
| Allen Flanigan | 1.9 | 10th | 277th |

##### Blocks Per Game

|                     |     |      |       |
|---------------------|-----|------|-------|
| Jaylin Williams     | 1.4 | 7th  | 105th |
| Babatunde Akingbola | 1.4 | 7th  | 105th |
| JT Thor             | 1.2 | 12th | 161st |

##### Double-Doubles

|                |   |     |       |
|----------------|---|-----|-------|
| Sharife Cooper | 2 | 9th | 154th |
|----------------|---|-----|-------|

##### Total 3-Point FG Made

|                |    |     |       |
|----------------|----|-----|-------|
| Jamal Johnson  | 33 | 3rd | 97th  |
| Allen Flanigan | 32 | 6th | 114th |

##### Total Assists

|                |    |      |       |
|----------------|----|------|-------|
| Sharife Cooper | 52 | 6th  | 155th |
| Allen Flanigan | 48 | 9th  | 209th |
| Justin Powell  | 47 | 10th | 220th |

##### Total Blocks

|                     |    |     |      |
|---------------------|----|-----|------|
| Jaylin Williams     | 24 | 6th | 50th |
| Babatunde Akingbola | 23 | 7th | 58th |
| JT Thor             | 20 | 9th | 76th |

##### Total Minutes

|                |        |     |       |
|----------------|--------|-----|-------|
| Allen Flanigan | 502:35 | 5th | 102nd |
|----------------|--------|-----|-------|

##### Total Points

|                |     |     |      |
|----------------|-----|-----|------|
| Allen Flanigan | 242 | 7th | 97th |
|----------------|-----|-----|------|

### WINS/LOSSES

| Category              | Wins  | Losses |
|-----------------------|-------|--------|
| Scoring Offense       | 84.2  | 71.0   |
| Scoring Defense       | 70.4  | 79.9   |
| Scoring Margin        | +13.8 | -8.9   |
| Field Goal Pct.       | .482  | .412   |
| Field Goal Pct. Def.  | .410  | .454   |
| 3-pt. FG Per Game     | 8.9   | 9.9    |
| 3-pt. FG Pct.         | .342  | .327   |
| 3-pt. FG Pct. Def.    | .297  | .304   |
| Free Throw Pct.       | .702  | .672   |
| Free Throws Made      | 17.7  | 12.6   |
| Opp. Free Throws Made | 13.8  | 15.0   |
| Rebounds              | 41.4  | 36.3   |
| Rebound Margin        | +8.4  | -1.9   |
| Off. Rebounds         | 12.6  | 11.3   |
| Def. Rebounds         | 28.8  | 25.0   |
| Assists               | 16.2  | 14.0   |
| Assist/Turnover       | 1.0   | 0.8    |
| Turnover Margin       | -1.1  | -3.3   |
| Turnovers Forced      | 14.4  | 15.1   |
| Steals                | 5.9   | 7.9    |
| Blocks                | 6.5   | 5.9    |

### CURRENT STREAKS

|              |        |
|--------------|--------|
| Overall      | Won 2  |
| vs. Unranked | Won 1  |
| vs. Ranked   | Won 1  |
| Home         | Won 2  |
| vs. SEC      | Won 2  |
| vs. Non-SEC  | Won 33 |
| vs. Ranked   | Won 4  |
| vs. Unranked | Won 1  |
| Road         | Won 1  |
| vs. SEC      | Won 1  |
| vs. Non-SEC  | Lost 1 |
| vs. Ranked   | Lost 4 |
| vs. Unranked | Won 1  |
| Neutral      | Won 1  |
| vs. Ranked   | Lost 2 |
| vs. Unranked | Won 13 |

#### CONSECUTIVE GAMES WITH A 3-POINTER

|         |   |
|---------|---|
| JT Thor | 3 |
|---------|---|

#### CONSECUTIVE GAMES WITH 10+ POINTS

|                |   |
|----------------|---|
| Sharife Cooper | 6 |
| JT Thor        | 3 |
| Allen Flanigan | 2 |

### AUBURN IN THE RANKINGS

| Date      | AP | Coaches | NET |
|-----------|----|---------|-----|
| Preseason | RV | -       | -   |
| Nov. 30   | -  | -       | -   |
| Dec. 7    | -  | -       | -   |
| Dec. 14   | -  | -       | -   |
| Dec. 21   | -  | -       | -   |
| Dec. 28   | -  | -       | -   |
| Jan. 4    | -  | -       | 76  |
| Jan. 11   | -  | -       | 90  |
| Jan. 18   | -  | -       | 78  |
| Jan. 25   | -  | -       | 64  |

### AP POLL

| Rank | School         | Record | Points |
|------|----------------|--------|--------|
| 1    | * Gonzaga (61) | 15-0   | 1,597  |
| 2    | * Baylor (3)   | 14-0   | 1,539  |
| 3    | Villanova      | 10-1   | 1,459  |
| 4    | Michigan       | 13-1   | 1,376  |
| 5    | Texas          | 11-2   | 1,341  |
| 6    | Houston        | 13-1   | 1,281  |
| 7    | Iowa           | 12-3   | 1,214  |
| 8    | Virginia       | 10-2   | 1,067  |
| 9    | * Alabama      | 13-3   | 1,039  |
| 10   | Texas Tech     | 11-4   | 954    |
| 11   | West Virginia  | 10-4   | 869    |
| 12   | * Missouri     | 10-2   | 833    |
| 13   | Ohio State     | 12-4   | 810    |
| 14   | Wisconsin      | 12-4   | 757    |
| 15   | Kansas         | 10-5   | 665    |
| 16   | Florida State  | 9-2    | 656    |
| 17   | Creighton      | 11-4   | 640    |
| 18   | * Tennessee    | 10-3   | 638    |
| 19   | Illinois       | 10-5   | 415    |
| 20   | Virginia Tech  | 11-3   | 242    |
| 21   | Minnesota      | 11-5   | 223    |
| 22   | Saint Louis    | 7-1    | 218    |
| 23   | UCLA           | 12-3   | 157    |
| 24   | Oklahoma       | 9-4    | 151    |
| 25   | Louisville     | 10-3   | 117    |

Others receiving votes: Boise State 108, Drake 75, Colorado 59, USC 50, Oklahoma State 49, Oregon 49, \*Florida 37, UConn 20, Winthrop 16, Xavier 14, Loyola-Chicago 12, BYU 11, Purdue 11, Belmont 9, Clemson 8, St. Bonaventure 6, Toledo 4, Arizona 4

\* - Auburn opponent

### USA TODAY COACHES POLL

| Rank | School         | Record | Points |
|------|----------------|--------|--------|
| 1    | * Gonzaga (29) | 15-0   | 797    |
| 2    | * Baylor (3)   | 14-0   | 771    |
| 3    | Villanova      | 10-1   | 735    |
| 4    | Michigan       | 13-1   | 666    |
| 5    | Texas          | 11-2   | 665    |
| 6    | Houston        | 13-1   | 635    |
| 7    | Iowa           | 12-3   | 555    |
| T-8  | Virginia       | 10-2   | 527    |
| T-8  | * Alabama      | 13-3   | 527    |
| 10   | Texas Tech     | 11-4   | 439    |
| 11   | West Virginia  | 10-4   | 408    |
| 12   | * Missouri     | 10-2   | 406    |
| 13   | Wisconsin      | 12-4   | 360    |
| 14   | Creighton      | 11-4   | 359    |
| 15   | Ohio State     | 12-4   | 340    |
| 16   | Florida State  | 9-2    | 334    |
| 17   | * Tennessee    | 10-3   | 320    |
| 18   | Kansas         | 10-5   | 296    |
| 19   | Virginia Tech  | 11-3   | 225    |
| 20   | Minnesota      | 11-5   | 152    |
| 21   | UCLA           | 12-3   | 150    |
| 22   | Illinois       | 10-5   | 138    |
| 23   | Louisville     | 10-3   | 88     |
| 24   | Saint Louis    | 7-1    | 73     |
| 25   | Oregon         | 9-3    | 66     |

Others receiving votes: Oklahoma 65, Boise State 60, USC 51, Colorado 40, Oklahoma State 37, Xavier 22, Loyola-Chicago 21, Drake 17, Clemson 15, \*Florida 14, Purdue 7, UConn 5, \*Arkansas 4, St. Bonaventure 3, San Diego State 3, Michigan State 3, Winthrop 1

\* - Auburn opponent

## AUBURN'S RECORD

|                                             |      |
|---------------------------------------------|------|
| Overall                                     | 10-7 |
| Home                                        | 6-2  |
| Away                                        | 2-4  |
| Neutral                                     | 2-1  |
| Conference                                  | 4-5  |
| Home                                        | 2-2  |
| Away                                        | 2-3  |
| Non-Conference                              | 6-2  |
| Home                                        | 4-0  |
| Away                                        | 0-1  |
| Neutral                                     | 2-1  |
| Overtime                                    | 1-0  |
| Ranked opponents                            | 1-1  |
| Unranked opponents                          | 9-6  |
| Wearing white uniforms                      | 7-2  |
| Wearing navy uniforms                       | 1-3  |
| Wearing orange uniforms                     | 2-2  |
| Leading at half                             | 7-1  |
| Trailing at half                            | 3-6  |
| Tied at half                                | 0-0  |
| Leading with 5:00 remaining in second half  | 9-0  |
| Trailing with 5:00 remaining in second half | 0-6  |
| Tied with 5:00 remaining in second half     | 1-1  |
| Has more rebounds than opponent             | 9-2  |
| Has fewer rebounds than opponent            | 1-4  |
| Same rebounds as opponent                   | 0-1  |
| Commits more turnovers than opponent        | 6-6  |
| Causes more turnovers than opponent         | 3-1  |
| Same turnovers as opponent                  | 1-0  |
| Has more FT attempts than opponent          | 6-2  |
| Has fewer FT attempts than opponent         | 4-5  |
| Same FT attempts as opponent                | 0-0  |
| Shoots 40% or better from field             | 9-4  |
| Shoots less than 40% from field             | 1-3  |
| Opponent shoots 40% or better from field    | 6-6  |
| Opponent shoots less than 40% from field    | 4-1  |
| Shoots better than opponent                 | 7-2  |
| Opponent shoots better                      | 3-5  |
| Same FG percentage                          | 0-0  |
| Auburn bench outscores opponent's bench     | 3-5  |
| Opponent's bench outscores Auburn bench     | 7-2  |
| Same points off the bench                   | 0-0  |
| Auburn scores 100 or more                   | 1-0  |
| Auburn scores between 90-99                 | 3-1  |
| Auburn scores between 80-89                 | 2-1  |
| Auburn scores between 70-79                 | 2-1  |
| Auburn scores between 60-69                 | 2-3  |
| Auburn scores less than 60                  | 0-1  |
| Opponent scores 100 or more                 | 0-0  |
| Opponent scores between 90-99               | 1-3  |
| Opponent scores between 80-89               | 3-0  |
| Opponent scores between 70-79               | 2-2  |
| Opponent scores between 60-69               | 1-2  |
| Opponent scores less than 60                | 3-0  |
| On Sunday                                   | 0-0  |
| On Monday                                   | 0-1  |
| On Tuesday                                  | 3-0  |
| On Wednesday                                | 1-3  |
| On Thursday                                 | 1-0  |
| On Friday                                   | 1-1  |
| On Saturday                                 | 4-2  |
| In November                                 | 1-2  |
| In December                                 | 5-1  |
| In January                                  | 4-4  |
| In February                                 | 0-0  |
| In March                                    | 0-0  |
| In April                                    | 0-0  |
| Five-plus players score in double-figures   | 4-0  |
| Four players score in double figures        | 1-2  |
| Three players score in double figures       | 4-1  |
| Two players score in double figures         | 1-3  |
| One player scores in double figures         | 0-1  |

## MISCELLANEOUS STATISTICS

|                                          |                                                 |
|------------------------------------------|-------------------------------------------------|
| Largest margin of victory                | 36, vs. Troy (12/19/20)                         |
| Smallest margin of victory               | 3, vs. Memphis (12/12/20)                       |
| Largest margin of defeat                 | 23, vs. #1 Gonzaga (11/27/20)                   |
| Smallest margin of defeat                | 2 (2x), last at Arkansas (1/20/21)              |
| Biggest rebound margin                   | +17 (2x), last vs. Appalachian State (12/22/20) |
| Biggest rebound deficit                  | -12, vs. #1 Gonzaga (11/27/20)                  |
| Average margin of victory/defeat         | +13.8/-8.9                                      |
| Largest halftime lead                    | 33, vs. Troy (12/19/20)                         |
| Largest halftime lead blown              | 12, at Arkansas (1/20/21)                       |
| Largest halftime deficit                 | 14, vs. #1 Gonzaga (11/27/20)                   |
| Largest halftime deficit overcome to win | 4, vs. Kentucky (1/16/21)                       |
| Largest overall lead                     | 38, vs. Troy (2H) (12/19/20)                    |
| Largest overall lead blown               | 19, at Arkansas (1H) (1/20/21)                  |
| Largest overall deficit                  | 30, vs. #1 Gonzaga (2H) (11/27/20)              |
| Largest deficit overcome to win          | 9, vs. Appalachian State (1H) (12/22/20)        |

## TEAM EXTREMES

|                           |                                            |
|---------------------------|--------------------------------------------|
| Most points scored        | 109, at South Carolina (1/23/21)           |
| Fewest points scored      | 55, at UCF (11/30/20)                      |
| Most rebounds             | 56, vs. Saint Joseph's (11/26/20)          |
| Fewest rebounds           | 30, at Texas A&M (1/2/21)                  |
| Most assists              | 24, vs. South Alabama (12/4/20)            |
| Fewest assists            | 9, vs. Texas Southern (12/15/20)           |
| Most turnovers            | 22, at UCF (11/30/20)                      |
| Fewest turnovers          | 9, vs. Texas Southern (12/15/20)           |
| Most steals               | 11, at Georgia (1/13/21)                   |
| Fewest steals             | 2, vs. #12 Missouri (1/26/21)              |
| Most blocks               | 14 (2x), last vs. #12 Missouri (1/26/21)   |
| Fewest blocks             | 2 at Ole Miss (1/6/21)                     |
| Best shooting percentage  | .571 (28-49), vs. Troy (12/19/20)          |
| Worst shooting percentage | .323 (20-62), at UCF (11/30/20)            |
| Best 3-pt. percentage     | .537 (22-41), vs. South Alabama (12/4/20)  |
| Worst 3-pt. percentage    | .174 (4-23), vs. Texas Southern (12/15/20) |
| Best FT percentage        | .938 (15-16), at South Carolina (1/23/21)  |
| Worst FT percentage       | .364 (8-22), at UCF (11/30/20)             |
| Most points (1st half)    | 57, at South Carolina (1/23/21)            |
| Fewest points (1st half)  | 21 (2x), last vs. Kentucky (1/16/21)       |
| Most points (2nd half)    | 54 vs. Alabama (1/9/21)                    |
| Fewest points (2nd half)  | 30, at Arkansas (1/20/21)                  |
| Most points (OT)          | 12, vs. Saint Joseph's (11/26/20)          |
| Fewest points (OT)        | 12, vs. Saint Joseph's (11/26/20)          |

## STARTING LINEUPS

### Record when starting lineup is:

|                                              |     |
|----------------------------------------------|-----|
| Cambridge, Flanigan, Jones, Thor, Williams   | 1-2 |
| Cambridge, Flanigan, Johnson, Thor, Williams | 0-1 |
| Cambridge, Flanigan, Powell, Thor, Williams  | 5-2 |
| Cooper, Flanigan, Johnson, Thor, Williams    | 4-2 |

### Record when starts (Career):

|                 |             |
|-----------------|-------------|
| Devan Cambridge | 6-5 (6-5)   |
| Sharife Cooper  | 4-2 (4-2)   |
| Allen Flanigan  | 10-7 (11-9) |
| Jamal Johnson   | 4-3 (4-3)   |
| Justin Powell   | 5-2 (5-2)   |
| JT Thor         | 10-7 (10-7) |
| Jaylin Williams | 10-7 (10-7) |



## AUBURN INDIVIDUAL GAME HIGHS

Points \_\_\_\_\_ 28, Sharife Cooper at Georgia (1/13/21)  
 \_\_\_\_\_ 28, Sharife Cooper vs. #12 Missouri (1/26/21)  
 Field Goals Made \_\_\_\_\_ 9, Sharife Cooper at Arkansas (1/20/21)  
 \_\_\_\_\_ 9, Sharife Cooper at Georgia (1/13/21)  
 \_\_\_\_\_ 9, Justin Powell vs. Memphis (12/12/20)  
 Field Goal Att. \_\_\_\_\_ 22, Sharife Cooper at Georgia (1/13/21)  
 \_\_\_\_\_ 19, Sharife Cooper at Arkansas (1/20/21)  
 \_\_\_\_\_ 19, Sharife Cooper vs. Alabama (1/9/21)  
 FG Pct. \_\_\_\_\_ 1.000 (4-4), Chris Moore vs. #12 Missouri (1/26/21)  
 3-Point FG Made \_\_\_\_\_ 7, Justin Powell vs. South Alabama (12/4/20)  
 \_\_\_\_\_ 6, Jaylin Williams at Ole Miss (1/6/21)  
 3-Point FG Att. \_\_\_\_\_ 14, Jamal Johnson at Texas A&M (1/2/21)  
 \_\_\_\_\_ 12, Jamal Johnson at UCF (11/30/20)  
 3-Pt FG Pct. \_\_\_\_\_ 1.000 (3-3), Chris Moore vs. #12 Missouri (1/26/21)  
 Free Throws Made \_\_\_\_\_ 18, Sharife Cooper vs. #12 Missouri (1/26/21)  
 \_\_\_\_\_ 10, Sharife Cooper at Georgia (1/13/21)  
 Free Throw Att. \_\_\_\_\_ 21, Sharife Cooper vs. #12 Missouri (1/26/21)  
 \_\_\_\_\_ 12, Sharife Cooper at Georgia (1/13/21)  
 FT Pct. \_\_\_\_\_ 1.000 (8-8), Allen Flanigan vs. Kentucky (1/16/21)  
 \_\_\_\_\_ 1.000 (7-7), JT Thor vs. #1 Gonzaga (11/27/20)  
 Rebounds \_\_\_\_\_ 11, Jaylin Williams vs. Saint Joseph's (11/26/20)  
 Assists \_\_\_\_\_ 12, Sharife Cooper at South Carolina (1/23/21)  
 \_\_\_\_\_ 12, Sharife Cooper at Georgia (1/13/21)  
 Steals \_\_\_\_\_ 4, Allen Flanigan at Arkansas (1/20/21)  
 Blocked Shots \_\_\_\_\_ 5, Babatunde Akingbola vs. #12 Missouri (1/26/21)  
 \_\_\_\_\_ 5, Devan Cambridge at Georgia (1/13/21)  
 \_\_\_\_\_ 5, Jaylin Williams at Georgia (1/13/21)  
 Turnovers \_\_\_\_\_ 8, Allen Flanigan at Ole Miss (1/6/21)  
 Fouls \_\_\_\_\_ 5, JT Thor vs. Saint Joseph's (11/26/20)  
 Minutes \_\_\_\_\_ 37 (2x), last Sharife Cooper at Arkansas (1/20/21)

## OPPONENT INDIVIDUAL GAME HIGHS

Points \_\_\_\_\_ 29, Michael Flowers vs. South Alabama (12/4/20)  
 \_\_\_\_\_ 28, Drew Timme vs. #1 Gonzaga (11/27/20)  
 \_\_\_\_\_ 28, Taylor Funk vs. Saint Joseph's (11/26/20)  
 Field Goals Made \_\_\_\_\_ 11, Michael Flowers vs. South Alabama (12/4/20)  
 \_\_\_\_\_ 11, Drew Timme vs. #1 Gonzaga (11/27/20)  
 \_\_\_\_\_ 11, Taylor Funk vs. Saint Joseph's (11/26/20)  
 Field Goal Att. \_\_\_\_\_ 20, Michael Flowers vs. South Alabama (12/4/20)  
 \_\_\_\_\_ 20, Ryan Daly vs. Saint Joseph's (11/26/20)  
 FG Pct. \_\_\_\_\_ .833 (5-6), Khadim Sy at Ole Miss (1/6/21)  
 3-Point FG Made \_\_\_\_\_ 6, AJ Lawson at South Carolina (1/23/21)  
 3-Point FG Att. \_\_\_\_\_ 9 (3x), last Kayo Goncalves vs. South Alabama (12/4/20)  
 3-Pt FG Pct. \_\_\_\_\_ 1.000 (3-3), Khadim Sy at Ole Miss (1/6/21)  
 Free Throws Made \_\_\_\_\_ 8, Dru Smith vs. #12 Missouri (1/26/21)  
 \_\_\_\_\_ 8, Desi Sills at Arkansas (1/20/21)  
 \_\_\_\_\_ 8, Joshua Primo vs. Alabama (1/9/21)  
 Free Throw Att. \_\_\_\_\_ 13, Toumani Camara at Georgia (1/13/21)  
 FT Pct. \_\_\_\_\_ 1.000 (8-8) (2x), Dru Smith last vs. #12 Missouri (1/26/21)  
 Rebounds \_\_\_\_\_ 14, Moussa Cisse vs. Memphis (12/12/20)  
 Assists \_\_\_\_\_ 10, Devontae Shuler at Ole Miss (1/6/21)  
 Steals \_\_\_\_\_ 5, Herbert Jones vs. Alabama (1/9/21)  
 Blocked Shots \_\_\_\_\_ 6, Jeremiah Tilmon vs. #12 Missouri (1/26/21)  
 Turnovers \_\_\_\_\_ 6, John Walker III vs. Texas Southern (12/15/20)  
 Fouls \_\_\_\_\_ 5 (12x), last Dru Smith vs. #12 Missouri (1/26/21)  
 Minutes \_\_\_\_\_ 42, Ryan Daly vs. Saint Joseph's (11/26/20)

## THE LAST TIME - TEAM

Defeated a ranked team at home \_\_\_\_\_ vs. #12 Missouri (1/26/21)  
 Defeated a ranked team on the road \_\_\_\_\_ at #23 Tennessee (1/2/18)  
 Defeated a ranked team at a neutral site \_\_\_\_\_ vs. #7 Kentucky (3/31/19)  
 Defeated a top-10 team at home \_\_\_\_\_ vs. #5 Tennessee (3/9/19)  
 Defeated a top-10 team on the road \_\_\_\_\_ at #8 Arkansas (1/23/93)  
 Defeated a top-10 team at a neutral site \_\_\_\_\_ vs. #7 Kentucky (3/31/19)  
 Won in overtime \_\_\_\_\_ vs. Saint Joseph's, 96-91 (OT) (11/26/20)  
 Lost in overtime \_\_\_\_\_ vs. Missouri (SECT), 86-83 (OT) (3/8/17)  
 Won in double overtime \_\_\_\_\_ at Ole Miss, 83-82 (2OT) (1/28/20)  
 Lost in double overtime \_\_\_\_\_ at Arkansas, 88-80 (2OT) (1/16/13)  
 Played back-to-back overtime games \_\_\_\_\_ at Arkansas, W 79-76 (OT) (2/5/20)  
 \_\_\_\_\_ vs. LSU, W 91-90 (OT) (2/8/20)  
 \_\_\_\_\_ vs. Alabama, W 95-91 (OT) (2/12/20)  
 Played in three straight overtime games \_\_\_\_\_ at Arkansas, W 79-76 (OT) (2/5/20)  
 \_\_\_\_\_ vs. LSU, W 91-90 (OT) (2/8/20)  
 \_\_\_\_\_ vs. Alabama, W 95-91 (OT) (2/12/20)  
 Played at least three overtimes \_\_\_\_\_ vs. Georgia (SECT) (4OT) (3/1/79)  
 Shot 70% for a half \_\_\_\_\_ 75.0% (18-24) vs. Troy (1st) (12/19/20)  
 Shot 70% for a half (SEC) \_\_\_\_\_ 72.7% (16-22) at Ole Miss (2/22/03)  
 Shot 60% for a game \_\_\_\_\_ 61.8% (42-68) vs. Winthrop (11/24/17)  
 Shot 60% for a game (SEC) \_\_\_\_\_ 61.1% (33-54) at Arkansas (2/17/16)  
 Shot less than 30% for game \_\_\_\_\_ 25.8% (17-66) vs. Clemson (3/18/18)  
 Shot 100% from the FT line \_\_\_\_\_ 100% (6-6) vs. Long Beach State (12/23/11)  
 Shot 60% from 3-point line \_\_\_\_\_ 65.4% (17-26) vs. Vanderbilt (2/3/18)  
 Shot less than 30% in half \_\_\_\_\_ 24.2% (8-33) at Kentucky (1st) (1/16/21)  
 Shot less than 20% in half \_\_\_\_\_ 18.2% (6-33) vs. Clemson (1st) (3/18/18)  
 Shot less than 10% in a half \_\_\_\_\_ 8.3% (2-24) vs. LSU (1st) (1/8/11)  
 Attempted 50 free throws \_\_\_\_\_ 52 vs. Vanderbilt (2/6/54)  
 Attempted 40 free throws \_\_\_\_\_ 44 vs. #12 Missouri (1/26/21)  
 Attempted 30 free throws in half \_\_\_\_\_ 30 vs. #12 Missouri (2nd) (1/26/21)  
 Made 30 free throws \_\_\_\_\_ 36 vs. #12 Missouri (1/26/21)  
 Made 30 free throws (SEC) \_\_\_\_\_ 36 vs. #12 Missouri (1/26/21)  
 Made at least 10 3-point field goals \_\_\_\_\_ 14 at South Carolina (1/23/21)  
 Made at least 15 3-point field goals \_\_\_\_\_ 15 vs. Arkansas (12/30/20)  
 Failed to make 3-point field goal \_\_\_\_\_ vs. Kentucky (0-15) (1/19/13)  
 Had at least 50 rebounds \_\_\_\_\_ 56 vs. Saint Joseph's (11/26/20)  
 Had less than 20 rebounds \_\_\_\_\_ 17 vs. Florida (3/16/19)  
 Had at least 25 assists \_\_\_\_\_ 27 vs. CSUN (11/15/19)  
 Had at least 20 assists \_\_\_\_\_ 21 at South Carolina (1/23/21)  
 Had at least 15 steals \_\_\_\_\_ 18 vs. Tennessee (2/22/20)  
 Had at least 10 blocks \_\_\_\_\_ 14 at Georgia (1/13/21)  
 Had at least 15 blocks \_\_\_\_\_ 17 vs. Nicholls State (11/25/11)  
 Had at least 25 lead changes \_\_\_\_\_ 27 at Arkansas (1/16/13)  
 Scored 50 points in a half \_\_\_\_\_ 52 at South Carolina (2nd) (1/23/21)  
 Scored 50 points in a half (SEC) \_\_\_\_\_ 52 at South Carolina (2nd) (1/23/21)  
 Scored 60 points in a half \_\_\_\_\_ 66 vs. CSUN (1st) (11/15/19)  
 Scored 60 points in a half (SEC) \_\_\_\_\_ 64 at Tennessee (2nd) (2/15/06)  
 Scored 70 points in a half \_\_\_\_\_ 72 vs. Northwestern State (2nd) (11/27/15)  
 Scored 100 points \_\_\_\_\_ 109 at South Carolina (1/23/21)  
 Scored 100 points (SEC) \_\_\_\_\_ 109 at South Carolina (1/23/21)  
 Scored under 20 points in 1st half \_\_\_\_\_ 19 vs. Clemson (3/18/18)  
 Scored under 20 points in 2nd half \_\_\_\_\_ 14 vs. Tulsa (11/24/14)  
 Scored under 10 points in a half \_\_\_\_\_ 6 vs. LSU (1st) (1/8/11)  
 Scored 35 or under points in a game \_\_\_\_\_ 35 vs. Tulsa (11/24/14)  
 Scored under 50 points in game \_\_\_\_\_ 45 at Tennessee (2/9/16)  
 Scored under 50 points in game (SEC) \_\_\_\_\_ 45 at Tennessee (2/9/16)

## THE LAST TIME - INDIVIDUAL

|                                                        |                                                                                                                                                                                                                 |
|--------------------------------------------------------|-----------------------------------------------------------------------------------------------------------------------------------------------------------------------------------------------------------------|
| Scored at least 30 points                              | Samir Doughty (32) at Tennessee (3/7/20)                                                                                                                                                                        |
| Scored at least 35 points                              | Toney Douglas (38) vs. Nicholls State (11/24/04)                                                                                                                                                                |
| Scored at least 40 points                              | Wesley Person (44) vs. UAB (12/16/93)                                                                                                                                                                           |
| Had two players with at least 20 points                | Austin Wiley (22), J'Von McCormick (21) at Missouri (2/15/20)                                                                                                                                                   |
| Had three players with at least 20 points              | Samir Doughty (26), J'Von McCormick (23), Devan Cambridge (21) vs. LSU (2/8/20)                                                                                                                                 |
| Had two players with 25 points                         | Bryce Brown (26), Jared Harper (25) vs. Xavier (OT) (11/19/18)                                                                                                                                                  |
| Had two players with 25 points (SEC)                   | Chris Denson (30), KT Harrell (26) vs. Mississippi State (2/14/14)                                                                                                                                              |
| Scored 20 points in a half                             | Sharife Cooper (21, 2nd) vs. #12 Missouri (1/26/21)                                                                                                                                                             |
| Scored 20 points in 1st half                           | Bryce Brown (20) at Texas A&M (1/16/19)                                                                                                                                                                         |
| Scored 20 points in 2nd half                           | Sharife Cooper (21) vs. #12 Missouri (1/26/21)                                                                                                                                                                  |
| Scored 25 points in a half                             | Bryce Brown (25, 2nd) vs. Kentucky (1/19/19)                                                                                                                                                                    |
| A player had back-to-back 20-point games               | Sharife Cooper (26) vs. Alabama (1/9/21); (28) at Georgia (1/13/21)                                                                                                                                             |
| A player had back-to-back 20-point SEC games           | Sharife Cooper (26) vs. Alabama (1/9/21); (28) at Georgia (1/13/21)                                                                                                                                             |
| A player had back-to-back 25-point SEC games           | Sharife Cooper (26) vs. Alabama (1/9/21); (28) at Georgia (1/13/21)                                                                                                                                             |
| A player had three straight 25-point SEC games         | Chris Denson (29) at LSU (2/8/14);<br>(26) vs. Kentucky (2/12/14); (30) vs. Mississippi State (2/15/14)                                                                                                         |
| A player had four straight 25-point SEC games          | Chris Denson (25) at South Carolina (2/5/14); (29) at LSU (2/8/14);<br>(26) vs. Kentucky (2/12/14); (30) vs. Mississippi State (2/15/14)                                                                        |
| A player had five straight 25-point SEC games          | Keenan Carpenter (44) vs. LSU (1/8/89); (28) vs. Mississippi State (2/11/89);<br>(33) at Florida (2/15/89); (32) at Ole Miss (2/18/89); (29) vs. Kentucky (2/20/89)                                             |
| A player had back-to-back 20-point games off the bench | Jamal Johnson (21) at Arkansas (12/30/20); (20) at Texas A&M (1/2/21)                                                                                                                                           |
| Zero players scored in double figures                  | at Vanderbilt (1/7/12)                                                                                                                                                                                          |
| Only one player scored in double figures               | Jamal Johnson (18) at UCF (11/30/20)                                                                                                                                                                            |
| Five players scored in double figures                  | Allen Flanigan (24), Jaylin Williams (18),<br>Sharife Cooper (16), JT Thor (14), Devan Cambridge (10) at South Carolina (1/23/21)                                                                               |
| Five players scored in double figures (SEC)            | Allen Flanigan (24), Jaylin Williams (18),<br>Sharife Cooper (16), JT Thor (14), Devan Cambridge (10) at South Carolina (1/23/21)                                                                               |
| All five starters scored in double figures             | Sharife Cooper (28), Allen Flanigan (11),<br>JT Thor (11), Jaylin Williams (11), Jamal Johnson (10) at Georgia (1/13/21)                                                                                        |
| Six players scored in double figures                   | Sharife Cooper (28), Devan Cambridge (14), Allen Flanigan (11),<br>JT Thor (11), Jaylin Williams (11), Jamal Johnson (10) at Georgia (1/13/21)                                                                  |
| Six players scored in double figures (SEC)             | Sharife Cooper (28), Devan Cambridge (14), Allen Flanigan (11),<br>JT Thor (11), Jaylin Williams (11), Jamal Johnson (10) at Georgia (1/13/21)                                                                  |
| Had at least 15 rebounds                               | Austin Wiley (17) vs. Alabama (2/12/20)                                                                                                                                                                         |
| Had at least 15 rebounds (SEC)                         | Austin Wiley (17) vs. Alabama (2/12/20)                                                                                                                                                                         |
| Had at least 20 rebounds                               | Kelvin Ardister (20) vs. Tennessee (1/4/89)                                                                                                                                                                     |
| Had at least 25 rebounds                               | Rex Frederick (25) at Ole Miss (1/6/58)                                                                                                                                                                         |
| Had at least 20 pts & 20 reb                           | Kelvin Ardister (22 pts, 20 reb) vs. Tennessee (1/4/89)                                                                                                                                                         |
| Had two players with at least 10 rebounds              | Jaylin Williams (11) and Devan Cambridge (10) vs. Saint Joseph's (11/26/20)                                                                                                                                     |
| Had at least three players with 10 rebounds            | Korvotney Barber (13), Quantez Robertson (10), Lucas Hargrove (10) at Virginia (12/20/08)                                                                                                                       |
| Had a double-double                                    | Sharife Cooper (16 pts, 12 ast) at South Carolina (1/23/21)                                                                                                                                                     |
| Had two straight double-doubles                        | Austin Wiley (15 pts, 11 reb) vs. Ole Miss (2/25/20); (10 pts, 12 reb) at Kentucky (2/29/20)                                                                                                                    |
| Had three straight double-doubles                      | Austin Wiley (10 pts, 13 reb) vs. LSU (2/8/20);<br>(18 pts, 17 reb) vs. Alabama (2/12/20); (22 pts, 10 reb) at Missouri (2/15/20)                                                                               |
| Had four straight double-doubles                       | Cinmeon Bowers (19 pts, 19 reb) vs. Middle Tennessee (12/12/15); (13 pts, 12 reb) vs. Mercer (12/15/15);<br>(12 pts, 11 reb) at Xavier (12/19/15); (12 pts, 12 reb) vs. New Mexico (12/22/15)                   |
| Had five straight double-doubles                       | Jeff Moore (26 pts, 11 reb) vs. Ole Miss (3/2/88); (20 pts, 11 reb) at LSU (3/5/88);<br>(22 pts, 11 reb) vs. Georgia (3/11/88); (13 pts, 13 reb) vs. Bradley (3/17/88); (22 pts, 11 reb) vs. Oklahoma (3/19/88) |
| Had two players with a double-double                   | Devan Cambridge (13 pts, 10 reb) and Jaylin Williams (18 pts, 11 reb) vs. Saint Joseph's (11/26/20)                                                                                                             |
| Had a double-double with points and assists            | Sharife Cooper (16 pts, 12 ast) at South Carolina (1/23/21)                                                                                                                                                     |
| Had a triple-double                                    | Kenny Gabriel (24 pts, 13 reb, 10 blk) vs. Bethune-Cookman (1/2/12)                                                                                                                                             |
| Had 10 assists                                         | Sharife Cooper (12) at South Carolina (1/23/21)                                                                                                                                                                 |
| Had 15 assists                                         | J'Von McCormick (16) vs. CSUN (11/15/19)                                                                                                                                                                        |
| Had two players with at least five blocks              | Devan Cambridge (5) and Jaylin Williams (5) at Georgia (1/13/21)                                                                                                                                                |
| Had 10 blocks                                          | Kenny Gabriel (10) vs. Bethune-Cookman (1/2/12)                                                                                                                                                                 |
| Had five steals                                        | J'Von McCormick (5) vs. Tennessee (2/22/20)                                                                                                                                                                     |
| Had five steals (SEC)                                  | J'Von McCormick (5) vs. Tennessee (2/22/20)                                                                                                                                                                     |
| Made 25 straight free throws                           | Danjel Purifoy (27) (11/23/16-12/18/16)                                                                                                                                                                         |
| Hit buzzer-beater shot to win a game                   | T.J. Dunans vs. Mercer (3-pt FG, 76-74) (12/18/16)                                                                                                                                                              |
| Played more than 40 minutes                            | Samir Doughty (41) vs. Alabama (2/12/20)                                                                                                                                                                        |







1



**JAMAL JOHNSON**

6-4 • 195

Jr. • G

Birmingham, Ala.

(Memphis)

**2020-21 (Junior):** Started last seven games after appearing in 10 games as first player off the bench ... posted back-to-back 20-point performances off the bench against Arkansas and Texas A&M to begin SEC play ... 21 points against Arkansas on Dec. 30 was a career high ... averaging 10.0 points per game in league play ... leads the team and is tied for third in the SEC with 33 3-pointers made on the season ... knocked down three or more 3s in six games this season ... made five 3s in a game three times this season ... reached double figures eight times, including five of nine SEC games.

**2019-20 (Sophomore):** Averaged 3.5 points, 1.3 rebounds, 0.4 assists and 0.3 steals in 11.1 minutes per game ... appeared in all 31 games off the bench ... team's best 3-point shooter at 38.6 percent (27-of-70) ... knocked down a 3 in 14 games ... made multiple 3s eight times, including three SEC games ... team was 7-1 in those games ... reached double figures three times ... played double-digit minutes in 17 games ... pulled down a season-high five rebounds in the 2019-20 opener vs. Georgia Southern (Nov. 5) ... scored season-best 14 points at South Alabama (Nov. 12) and home against Lipscomb (Dec. 29) ... finished with 10 points on 3 of 5 shooting at Alabama (Jan. 15) in the same arena where his father, Buck, played.

**2018-19:** Took a redshirt and has three seasons of eligibility remaining after transferring from Memphis.

**BEFORE AUBURN:** Averaged 6.9 points and 3.3 rebounds in 34 games for the Memphis Tigers as a freshman during the 2017-18 season ... started 27 contests ... buried 47 3-pointers, good for second on the team ... drained 70 percent of his attempts from the charity stripe ... racked up 22 steals and 16 blocks ... reached double figures 11 times, including his first career game against Alabama ... team was 9-2 when he scored 10-plus points ... tabbed American Athletic Conference Freshman of the Week (Dec. 11) earned American Athletic Conference All-Academic Team honors ... made first career start vs. Bryant (Dec. 9) where he scored 18 points on six makes from downtown to go along with four rebounds and three assists in 33 minutes ... matched his season-high of 18 points in road tilts at USF (Jan. 31) and UConn (Feb. 25) during American Athletic Conference play ... nailed the game-winning 3-point play to take down Samford (Dec. 5) as time expired.

**HIGH SCHOOL AND PERSONAL:** Tabbed as the No. 8 combo guard in the country by 247Sports ... ranked No. 111 by Rivals and No. 151 by 247Sports ... named First Team All-State by the Alabama Sports Writers Association ... averaged 24.8 points, 7.1 rebounds, and 2.7 assists per game during senior season ... as a junior, averaged 18.1 points, 7.1 rebounds and 4.3 assists per contest ... tabbed Second Team All-State following junior season and was named an Alabama Boys Basketball North All-Star with All-Academic Team ... was also selected to the All-Area and All-Metro Team ... played with the Atlanta Xpress in the Under Armour Association before teaming with Team Carroll in the Adidas Gauntlet Circuit ... son of Alfonso "Buck" and Felicia Johnson ... has two siblings: Alfonso III and Trey Johnson ... father, Buck, was the 20th overall pick in the 1986 NBA Draft and played seven seasons in the professional ranks with the Houston Rockets and Washington Bullets ... enrolled in the College of Liberal Arts.

**CAREER HIGHS**

|                        |                                   |
|------------------------|-----------------------------------|
| Points                 | 21 vs. Arkansas (12/30/20)        |
| Rebounds               | 8 (2x) last at UConn (2/25/18)    |
| Field Goals            | 7 vs. Arkansas (12/30/20)         |
| Field Goals Att.       | 16 at Texas A&M (1/2/21)          |
| 3-Pt. Field Goals      | 6 vs. Bryant (12/9/17)            |
| 3-Pt. Field Goals Att. | 14 at Texas A&M (1/2/21)          |
| Free Throws            | 6 (2x) last at UConn (2/25/18)    |
| Free Throws Att.       | 8 (2x) last at UConn (2/25/18)    |
| Assists                | 3 (3x) last vs. Houston (2/22/18) |
| Blocks                 | 3 vs. Tulsa (1/6/18)              |
| Steals                 | 3 vs. Arkansas (12/30/20)         |
| Minutes                | 40 vs. Cincinnati (3/10/18)       |

**2020-21 JOHNSON GAME-BY-GAME**

| Opp.        | Start | Min. | FG-A | 3FG-A | FT-A | O-D-T | PF | A | TO | BLK | STL | PTS |
|-------------|-------|------|------|-------|------|-------|----|---|----|-----|-----|-----|
| Saint Joe's |       | 15   | 1-6  | 0-4   | 2-2  | 0-0-0 | 2  | 1 | 0  | 0   | 0   | 4   |
| Gonzaga     |       | 22   | 4-12 | 3-11  | 0-0  | 0-2-2 | 1  | 1 | 1  | 0   | 0   | 11  |
| UCF         |       | 29   | 6-14 | 5-12  | 1-3  | 2-3-5 | 4  | 2 | 0  | 0   | 0   | 18  |
| S. Alabama  |       | 22   | 3-6  | 2-5   | 0-0  | 2-2-4 | 1  | 0 | 1  | 0   | 1   | 8   |
| Memphis     |       | 22   | 0-4  | 0-2   | 1-4  | 0-3-3 | 2  | 1 | 1  | 0   | 0   | 1   |
| Texas So.   |       | 21   | 1-5  | 0-2   | 4-5  | 0-0-0 | 0  | 1 | 0  | 0   | 1   | 6   |
| Troy        |       | 22   | 1-3  | 0-2   | 2-3  | 1-2-3 | 0  | 1 | 0  | 0   | 1   | 4   |
| App. State  |       | 25   | 5-9  | 3-6   | 1-1  | 0-2-2 | 4  | 1 | 2  | 0   | 0   | 14  |
| Arkansas    |       | 23   | 7-11 | 5-7   | 2-2  | 0-1-1 | 3  | 0 | 0  | 0   | 3   | 21  |
| Texas A&M   |       | 26   | 6-16 | 5-14  | 3-3  | 0-0-0 | 1  | 0 | 1  | 1   | 1   | 20  |
| Ole Miss    | *     | 34   | 4-14 | 3-9   | 0-0  | 1-3-4 | 2  | 1 | 0  | 0   | 1   | 11  |
| Alabama     | *     | 26   | 3-6  | 2-4   | 2-3  | 0-2-2 | 4  | 1 | 2  | 0   | 1   | 10  |
| Georgia     | *     | 34   | 3-6  | 2-5   | 2-2  | 1-3-4 | 2  | 2 | 1  | 1   | 2   | 10  |
| Kentucky    | *     | 29   | 2-7  | 0-4   | 0-0  | 0-1-1 | 1  | 0 | 0  | 0   | 0   | 4   |
| Arkansas    | *     | 24   | 3-6  | 2-3   | 1-2  | 1-2-3 | 4  | 0 | 0  | 0   | 0   | 9   |
| S. Carolina | *     | 27   | 2-8  | 1-4   | 0-0  | 0-1-1 | 2  | 0 | 0  | 0   | 1   | 5   |
| Missouri    | *     | 26   | 0-7  | 0-4   | 0-0  | 0-3-3 | 1  | 0 | 1  | 1   | 0   | 0   |
| Baylor      |       |      |      |       |      |       |    |   |    |     |     |     |
| Georgia     |       |      |      |       |      |       |    |   |    |     |     |     |
| Ole Miss    |       |      |      |       |      |       |    |   |    |     |     |     |
| Vanderbilt  |       |      |      |       |      |       |    |   |    |     |     |     |
| Kentucky    |       |      |      |       |      |       |    |   |    |     |     |     |
| Miss. State |       |      |      |       |      |       |    |   |    |     |     |     |
| LSU         |       |      |      |       |      |       |    |   |    |     |     |     |
| Florida     |       |      |      |       |      |       |    |   |    |     |     |     |
| Tennessee   |       |      |      |       |      |       |    |   |    |     |     |     |
| Alabama     |       |      |      |       |      |       |    |   |    |     |     |     |

**JOHNSON'S MISCELLANEOUS STATS**

|                    | 2017-18 | 2019-20 | 2020-21 | Career |
|--------------------|---------|---------|---------|--------|
| Games with 10+ Pts | 11      | 3       | 8       | 22     |
| Games with 20+ Pts | 0       | 0       | 2       | 2      |
| Games 5+ 3s        | 1       | 0       | 3       | 4      |
| Games with 5+ Reb  | 7       | 1       | 1       | 9      |
| Games with 10+ Reb | 0       | 0       | 0       | 0      |
| Games with 5+ Ast  | 0       | 0       | 0       | 0      |
| Games with 10+ Ast | 0       | 0       | 0       | 0      |
| Games with 5+ Blk  | 0       | 0       | 0       | 0      |
| Games with 5+ Stl  | 0       | 0       | 0       | 0      |
| Double-Doubles     | 0       | 0       | 0       | 0      |

**JOHNSON'S CAREER STATISTICS**

| Year     | GP-GS | Min-Avg   | FG-FGA  | Pct  | 3FG-A   | Pct  | FT-FTA | Pct  | Off-Def-Tot--Avg | PF-FO | Ast | TO | Blk | Stl | Pts | Avg |
|----------|-------|-----------|---------|------|---------|------|--------|------|------------------|-------|-----|----|-----|-----|-----|-----|
| 2017-18* | 34-27 | 901-26.5  | 70-200  | .350 | 47-141  | .333 | 46-66  | .697 | 25-86-111--3.3   | 65-0  | 35  | 32 | 16  | 22  | 233 | 6.9 |
| 2019-20  | 31-0  | 347-11.2  | 29-82   | .354 | 27-70   | .386 | 22-32  | .688 | 15-24-39--1.3    | 35-0  | 11  | 13 | 2   | 9   | 107 | 3.5 |
| 2020-21  | 17-7  | 422-24.8  | 51-140  | .364 | 33-98   | .337 | 21-30  | .700 | 8-30-38--2.2     | 34-0  | 12  | 10 | 3   | 12  | 156 | 9.2 |
| TOTAL    | 82-34 | 1670-20.4 | 150-422 | .355 | 107-309 | .346 | 89-128 | .695 | 48-140-188--2.3  | 134-0 | 58  | 55 | 21  | 43  | 496 | 6.0 |

\*while at Memphis

2

**SHARIFE COOPER**

6-1 • 180

Fr. • G

Powder Springs, Ga.

(McEachern HS)



**2020-21 (Freshman):** Played in and started six games ... leads the SEC in points per game (22.3) and assists per game (8.7) ... has scored or assisted on 48.6 percent of Auburn's points since entering the lineup (253 of 421) ... one of only two freshmen nationally to score 25 or more points at least four times this season ... joined the likes of Eric Gordon, Tajuan Porter, Chris Humphries and Carmelo Anthony as only major conference players with three 25-point games in their first four career games ... only Michael Beasley had more (4) ... made Auburn debut against Alabama on Jan. 9 and finished with 26 points, nine assists, four rebounds and three steals in 33 minutes ... with 26 points, tied Eddie Johnson for the most points scored by a freshman in his first game in program history ... posted career highs in points (28) and assists (12) at Georgia on Jan. 13 ... dished out 12 assists twice in first six games ... 12 assists are second most in a game by a freshman this season tied for the most by any player in an SEC game ... first Auburn player with a points-assists double-double since Jared Harper on Dec. 22, 2018 ... only player in the country with multiple games of 15 points, 12 assists and five rebounds this season ... broke Auburn record for free throws in a game with 18 (18 of 21) against Missouri on Jan. 26 ... shooting 80.3 percent (53 of 66) from the charity stripe, which ranks second on the team and sixth in the SEC among players who have attempted 60 or more free throws ... named SEC Freshman of the Week on Jan. 11.

**HIGH SCHOOL AND PERSONAL:** Consensus 5-star and top-20 prospect ... highest rated signee in program history, according to 247Sports ... ranked as the 19th player in the country by 247Sports and ESPN and 20th by Rivals ... tabbed as the No. 2 player in the state of Georgia by 247Sports and ESPN ... labeled as the No. 3 point guard nationally by 247Sports and the No. 5 floor general in the country by Rivals and ESPN ... became the third McDonald's All-American signee in program history, joining Frank Ford (1983) and Korvotney Barber (2005) ... tabbed a Sports Illustrated First Team All-American following his senior season ... also was a Third Team Naismith All-American ... played at McEachern High School ... averaged 30.6 points, 7.8 assists and 3.6 steals per game as a senior ... became McEachern High School's all-time leader scorer, eclipsing 2,000 career points on senior night ... guided team to second straight state Final Four ... voted First Team All-Metro ... as a junior, averaged 28.6 points, 8.7 assists, 6.0 rebounds and 4.1 steals per game ... named the 2018-19 USA Today National Player of the Year after leading McEachern to a 32-0 record and a state title his junior year ... was also named MaxPreps Basketball Player of the Year and Georgia Gatorade Player of the Year ... took part in the 2019 USA Basketball Men's Junior National Team July minicamp ... on the AAU circuit, played for Athletes of Tomorrow ... named the Offensive Player of the Year in the Nike EYBL ... averaged 25.3 points, 8.6 assists and 4.9 rebounds per game in Nike EYBL.

**CAREER HIGHS**

|                        |                                          |
|------------------------|------------------------------------------|
| Points                 | 28 (2x) last vs. Missouri (1/26/21)      |
| Rebounds               | 8 vs. Missouri (1/26/21)                 |
| Field Goals            | 9 (2x) last at Arkansas (1/20/21)        |
| Field Goals Att.       | 22 at Georgia (1/13/21)                  |
| 3-Pt. Field Goals      | 2 (2x) last at South Carolina (1/23/21)  |
| 3-Pt. Field Goals Att. | 7 vs. Alabama (1/9/21)                   |
| Free Throws            | 18 vs. Missouri (1/26/21)                |
| Free Throws Att.       | 21 vs. Missouri (1/26/21)                |
| Assists                | 12 (2x) last at South Carolina (1/23/21) |
| Blocks                 | 2 at South Carolina (1/23/21)            |
| Steals                 | 3 vs. Alabama (1/9/21)                   |
| Minutes                | 37 at Arkansas (1/20/21)                 |

**2020-21 COOPER GAME-BY-GAME**

| Opp.        | Start | Min. | FG-A | 3FG-A | FT-A  | O-D-T | PF | A  | TO | BLK | STL | PTS |
|-------------|-------|------|------|-------|-------|-------|----|----|----|-----|-----|-----|
| Saint Joe's | -     | dnp- |      |       |       |       |    |    |    |     |     |     |
| Gonzaga     | -     | dnp- |      |       |       |       |    |    |    |     |     |     |
| UCF         | -     | dnp- |      |       |       |       |    |    |    |     |     |     |
| S. Alabama  | -     | dnp- |      |       |       |       |    |    |    |     |     |     |
| Memphis     | -     | dnp- |      |       |       |       |    |    |    |     |     |     |
| Texas So.   | -     | dnp- |      |       |       |       |    |    |    |     |     |     |
| Troy        | -     | dnp- |      |       |       |       |    |    |    |     |     |     |
| App. State  | -     | dnp- |      |       |       |       |    |    |    |     |     |     |
| Arkansas    | -     | dnp- |      |       |       |       |    |    |    |     |     |     |
| Texas A&M   | -     | dnp- |      |       |       |       |    |    |    |     |     |     |
| Ole Miss    | -     | dnp- |      |       |       |       |    |    |    |     |     |     |
| Alabama     | *     | 33   | 8-19 | 1-7   | 9-10  | 1-3-4 | 3  | 9  | 5  | 0   | 3   | 26  |
| Georgia     | *     | 35   | 9-22 | 0-4   | 10-12 | 0-5-5 | 3  | 12 | 5  | 0   | 2   | 28  |
| Kentucky    | *     | 34   | 3-13 | 0-5   | 5-10  | 0-3-3 | 0  | 8  | 4  | 0   | 1   | 11  |
| Arkansas    | *     | 37   | 9-19 | 2-6   | 5-6   | 1-3-4 | 2  | 4  | 4  | 0   | 0   | 25  |
| S. Carolina | *     | 27   | 4-10 | 2-3   | 6-7   | 1-5-6 | 4  | 12 | 3  | 2   | 0   | 16  |
| Missouri    | *     | 28   | 5-12 | 0-2   | 18-21 | 1-7-8 | 4  | 7  | 3  | 0   | 0   | 28  |
| Baylor      |       |      |      |       |       |       |    |    |    |     |     |     |
| Georgia     |       |      |      |       |       |       |    |    |    |     |     |     |
| Ole Miss    |       |      |      |       |       |       |    |    |    |     |     |     |
| Vanderbilt  |       |      |      |       |       |       |    |    |    |     |     |     |
| Kentucky    |       |      |      |       |       |       |    |    |    |     |     |     |
| Miss. State |       |      |      |       |       |       |    |    |    |     |     |     |
| LSU         |       |      |      |       |       |       |    |    |    |     |     |     |
| Florida     |       |      |      |       |       |       |    |    |    |     |     |     |
| Tennessee   |       |      |      |       |       |       |    |    |    |     |     |     |
| Alabama     |       |      |      |       |       |       |    |    |    |     |     |     |

**COOPER'S MISCELLANEOUS STATS**

|                    | 2020-21 | Career |
|--------------------|---------|--------|
| Games with 10+ Pts | 6       | 6      |
| Games with 20+ Pts | 4       | 4      |
| Games 5+ 3s        | 0       | 0      |
| Games with 5+ Reb  | 3       | 3      |
| Games with 10+ Reb | 0       | 0      |
| Games with 5+ Ast  | 5       | 5      |
| Games with 10+ Ast | 2       | 2      |
| Games with 5+ Blk  | 0       | 0      |
| Games with 5+ Stl  | 0       | 0      |
| Double-Doubles     | 2       | 2      |

**COOPER'S CAREER STATISTICS**

| Year    | GP-GS | Min-Avg  | FG-FGA | Pct  | 3FG-A | Pct  | FT-FTA | Pct  | Off-Def-Tot--Avg | PF-FO | Ast | TO | Blk | Stl | Pts | Avg  |
|---------|-------|----------|--------|------|-------|------|--------|------|------------------|-------|-----|----|-----|-----|-----|------|
| 2020-21 | 6-6   | 192-32.0 | 38-95  | .400 | 5-27  | .185 | 53-66  | .803 | 4-26-30--5.0     | 16-0  | 52  | 24 | 2   | 6   | 134 | 22.3 |
| TOTAL   | 6-6   | 192-32.0 | 38-95  | .400 | 5-27  | .185 | 53-66  | .803 | 4-26-30--5.0     | 16-0  | 52  | 24 | 2   | 6   | 134 | 22.3 |



4

**JAVON FRANKLIN**

6-7 • 220

Jr. • F

Little Rock, Ark.  
(Holmes CC)



**2020-21 (Junior):** Appeared in 14 games off the bench ... scored his first career points with a dunk against Gonzaga on Nov. 27 ... posted career highs in points (8), rebounds (4) and blocks (2) against Arkansas on Jan. 20 ... made first two career 3-pointers in same game ... has 16 points in last three games (5.3 PPG) after scoring four points in first 11 games played ... grabbed at least one rebound in 10 of his 14 games, including five of his last six games.

**2019-20 (Sophomore):** Averaged 0.2 rebounds and 0.2 assists in 1.2 minutes per game ... appeared in five games off the bench ... first action in an Auburn uniform came against CSUN (Nov. 15) ... pulled down a rebound vs. Georgia (Jan. 11).

**BEFORE AUBURN:** Played one season at Holmes CC (Miss.) ... averaged 10.8 points and 8.2 rebounds as a freshman ... suffered season-ending leg injury one game into his sophomore season ... finished 19th in the country with a 63.2 field goal percentage in 2017-18 ... was 15th in the NJCAA with 72 blocks ... reached double figures in scoring 16 times and nine times in rebounds, while totaling seven double-doubles.

**HIGH SCHOOL AND PERSONAL DATA:** Labeled as a three-star by both Rivals and 247Sports ... chosen as the No. 23 JUCO player in the country by 247Sports ... also the No. 1 JUCO player from Arkansas ... attended Parkview Magnet High School where he averaged 16.0 points, 8.7 rebounds, 2.1 blocks, 1.9 assists and 1.8 steals as a senior in 2016-17 ... led team to 28-6 record and was named the 2017 Full Court Award Player of the Year ... tabbed the 6A McDonald's Arkansas Player of the Year and the state championship MVP ... son of Gavonna Washington ... enrolled in the College of Liberal Arts.

**CAREER HIGHS**

|                        |                                          |
|------------------------|------------------------------------------|
| Points                 | 8 at Arkansas (1/20/21)                  |
| Rebounds               | 4 (2x) last at Arkansas (1/20/21)        |
| Field Goals            | 3 at Arkansas (1/20/21)                  |
| Field Goals Att.       | 4 at Arkansas (1/20/21)                  |
| 3-Pt. Field Goals      | 2 at Arkansas (1/20/21)                  |
| 3-Pt. Field Goals Att. | 2 at Arkansas (1/20/21)                  |
| Free Throws            | -                                        |
| Free Throws Att.       | 2 vs. Arkansas (12/30/20)                |
| Assists                | 2 vs. Arkansas (12/30/20)                |
| Blocks                 | 2 at Arkansas (1/20/21)                  |
| Steals                 | 1 at UCF (11/30/20)                      |
| Minutes                | 12 (2x) last at South Carolina (1/23/21) |

**2020-21 FRANKLIN GAME-BY-GAME**

| Opp.        | Start | Min. | FG-A | 3FG-A | FT-A | O-D-T | PF | A | TO | BLK | STL | PTS |
|-------------|-------|------|------|-------|------|-------|----|---|----|-----|-----|-----|
| Saint Joe's | -     | dnp- |      |       |      |       |    |   |    |     |     |     |
| Gonzaga     | 9     | 1-1  | 0-0  | 0-0   | 0-1  | 0     | 0  | 1 | 1  | 0   | 2   |     |
| UCF         | 5     | 0-0  | 0-0  | 0-0   | 0-1  | 0     | 0  | 0 | 0  | 1   | 0   |     |
| S. Alabama  | -     | dnp- |      |       |      |       |    |   |    |     |     |     |
| Memphis     | 5     | 1-2  | 0-0  | 0-0   | 2-2  | 4     | 1  | 0 | 0  | 0   | 2   |     |
| Texas So.   | 1     | 0-0  | 0-0  | 0-0   | 0-0  | 0     | 1  | 0 | 0  | 0   | 0   |     |
| Troy        | 10    | 0-0  | 0-0  | 0-1   | 0-1  | 2     | 1  | 0 | 1  | 0   | 0   |     |
| App. State  | -     | dnp- |      |       |      |       |    |   |    |     |     |     |
| Arkansas    | 3     | 0-1  | 0-1  | 0-2   | 0-0  | 0     | 2  | 0 | 0  | 0   | 0   |     |
| Texas A&M   | 9     | 0-2  | 0-0  | 0-0   | 0-1  | 1     | 0  | 0 | 1  | 0   | 0   |     |
| Ole Miss    | 3     | 0-1  | 0-0  | 0-0   | 0-0  | 0     | 0  | 0 | 0  | 0   | 0   |     |
| Alabama     | 6     | 0-1  | 0-0  | 0-0   | 0-1  | 1     | 0  | 0 | 0  | 0   | 0   |     |
| Georgia     | 3     | 0-0  | 0-0  | 0-0   | 0-1  | 1     | 0  | 1 | 0  | 0   | 0   |     |
| Kentucky    | 3     | 0-0  | 0-0  | 0-0   | 1-2  | 2     | 0  | 1 | 0  | 0   | 0   |     |
| Arkansas    | 12    | 3-4  | 2-2  | 0-0   | 1-3  | 4     | 1  | 0 | 1  | 2   | 0   | 8   |
| S. Carolina | 12    | 2-3  | 0-0  | 0-0   | 1-2  | 3     | 1  | 0 | 2  | 0   | 0   | 4   |
| Missouri    | 4     | 2-3  | 0-1  | 0-0   | 0-0  | 0     | 1  | 0 | 0  | 0   | 0   | 4   |
| Baylor      |       |      |      |       |      |       |    |   |    |     |     |     |
| Georgia     |       |      |      |       |      |       |    |   |    |     |     |     |
| Ole Miss    |       |      |      |       |      |       |    |   |    |     |     |     |
| Vanderbilt  |       |      |      |       |      |       |    |   |    |     |     |     |
| Kentucky    |       |      |      |       |      |       |    |   |    |     |     |     |
| Miss. State |       |      |      |       |      |       |    |   |    |     |     |     |
| LSU         |       |      |      |       |      |       |    |   |    |     |     |     |
| Florida     |       |      |      |       |      |       |    |   |    |     |     |     |
| Tennessee   |       |      |      |       |      |       |    |   |    |     |     |     |
| Alabama     |       |      |      |       |      |       |    |   |    |     |     |     |

**FRANKLIN'S MISCELLANEOUS STATS**

|                    | 2019-20 | 2020-21 | Career |
|--------------------|---------|---------|--------|
| Games with 10+ Pts | 0       | 0       | 0      |
| Games with 20+ Pts | 0       | 0       | 0      |
| Games 5+ 3s        | 0       | 0       | 0      |
| Games with 5+ Reb  | 0       | 0       | 0      |
| Games with 10+ Reb | 0       | 0       | 0      |
| Games with 5+ Ast  | 0       | 0       | 0      |
| Games with 10+ Ast | 0       | 0       | 0      |
| Games with 5+ Blk  | 0       | 0       | 0      |
| Games with 5+ Stl  | 0       | 0       | 0      |
| Double-Doubles     | 0       | 0       | 0      |

**FRANKLIN'S CAREER STATISTICS**

| Year    | GP-GS | Min-Avg | FG-FGA | Pct  | 3FG-A | Pct  | FT-FTA | Pct  | Off-Def-Tot--Avg | PF-FO | Ast | TO | Blk | Stl | Pts | Avg |
|---------|-------|---------|--------|------|-------|------|--------|------|------------------|-------|-----|----|-----|-----|-----|-----|
| 2019-20 | 5-0   | 5-1.0   | 0-0    | .000 | 0-0   | .000 | 0-0    | .000 | 0-1-1--0.2       | 0-0   | 1   | 1  | 0   | 0   | 0   | 0.0 |
| 2020-21 | 14-0  | 78-5.6  | 9-18   | .500 | 2-4   | .500 | 0-3    | .000 | 5-14-19--1.4     | 7-0   | 3   | 6  | 5   | 1   | 20  | 1.4 |
| TOTAL   | 19-0  | 83-4.4  | 9-18   | .500 | 2-4   | .500 | 0-3    | .000 | 5-15-20--1.1     | 7-0   | 4   | 7  | 5   | 1   | 20  | 1.1 |

5

**CHRIS MOORE**

6-6 • 240

Fr. • F

West Memphis, Ark.  
(West Memphis HS)



**2020-21 (Freshman):** Appeared in 15 games off the bench ... second on the team with a 62.5 field-goal percentage (20 of 32) ... field-goal percentage ranks eighth in the SEC among players with 30 or more shot attempts ... scored in 12 of 15 games he's played in ... posted career-high 11 points on 4 of 4 shooting in win over Missouri on Jan. 26 ... pulled down four-plus rebounds in three games, including career-high six rebounds against Troy on Dec. 19.

**HIGH SCHOOL AND PERSONAL:** Labeled as a four-star prospect by Rivals and a three-star prospect by 247Sports and ESPN ... ranked as the 103rd player in the country by Rivals and 122nd by 247Sports ... tabbed as the No. 3 player out of the state of Arkansas by 247Sports and No. 5 by ESPN ... named the Arkansas Player of the Year following senior season ... played at West Memphis High School ... voted all-state four times, including a first team nod in his final campaign ... became the school's all-time leader in points and rebounds ... is the only player in school history to play four seasons on the varsity squad ... guided West Memphis to the Arkansas state championship game, averaging 18.7 points and 16.3 rebounds per game during the playoffs ... guided team to the No. 1 overall rank in Arkansas ... is a four-time all-conference player ... named the 5A East Player of the Year following junior season in which he averaged 17.2 points, 13 rebounds, 4.9 assists and 1.5 blocks per game while shooting 63 percent ... played for Woodz Elite in the Nike EYBL ... averaged 17.7 points, 6.1 rebounds, 1.3 assists and 1.1 blocks per game on the AAU circuit ... led team to No. 1 national ranking as a sophomore.

**CAREER HIGHS**

|                        |                                           |
|------------------------|-------------------------------------------|
| Points                 | 11 vs. Missouri (1/26/21)                 |
| Rebounds               | 6 vs. Troy (12/19/20)                     |
| Field Goals            | 4 (2x) last vs. Missouri (1/26/21)        |
| Field Goals Att.       | 5 vs. Troy (12/19/20)                     |
| 3-Pt. Field Goals      | 3 vs. Missouri (1/26/21)                  |
| 3-Pt. Field Goals Att. | 3 vs. Missouri (1/26/21)                  |
| Free Throws            | 3 vs. Saint Joseph's (11/26/20)           |
| Free Throws Att.       | 3 vs. Saint Joseph's (11/26/20)           |
| Assists                | 2 vs. Saint Joseph's (11/26/20)           |
| Blocks                 | 1 (2x) last vs. Texas Southern (12/15/20) |
| Steals                 | 3 vs. Troy (12/19/20)                     |
| Minutes                | 16 (3x) last at Ole Miss (1/6/21)         |

**2020-21 MOORE GAME-BY-GAME**

| Opp.        | Start | Min.  | FG-A | 3FG-A | FT-A | O-D-T | PF | A | TO | BLK | STL | PTS |
|-------------|-------|-------|------|-------|------|-------|----|---|----|-----|-----|-----|
| Saint Joe's |       | 13    | 2-2  | 0-0   | 3-3  | 2-0-2 | 1  | 2 | 1  | 0   | 0   | 7   |
| Gonzaga     |       | 14    | 0-2  | 0-0   | 1-2  | 2-2-4 | 2  | 0 | 2  | 0   | 0   | 1   |
| UCF         |       | 4     | 0-1  | 0-1   | 0-0  | 0-0-0 | 0  | 0 | 0  | 0   | 1   | 0   |
| S. Alabama  |       | 13    | 2-4  | 1-2   | 0-0  | 2-3-5 | 1  | 0 | 3  | 1   | 1   | 5   |
| Memphis     |       | 8     | 1-2  | 0-1   | 0-0  | 1-0-1 | 1  | 0 | 0  | 0   | 0   | 2   |
| Texas So.   |       | 12    | 2-2  | 0-0   | 0-1  | 0-1-1 | 1  | 0 | 0  | 1   | 0   | 4   |
| Troy        |       | 14    | 4-5  | 0-1   | 0-1  | 4-2-6 | 3  | 0 | 2  | 0   | 3   | 8   |
| App. State  |       | 16    | 1-2  | 0-0   | 0-0  | 1-0-1 | 2  | 0 | 1  | 0   | 0   | 2   |
| Arkansas    |       | 16    | 0-1  | 0-1   | 2-2  | 1-1-2 | 1  | 0 | 0  | 0   | 0   | 2   |
| Texas A&M   |       | 12    | 0-1  | 0-0   | 0-0  | 0-0-0 | 1  | 0 | 0  | 0   | 0   | 0   |
| Ole Miss    |       | 16    | 2-2  | 0-0   | 0-0  | 0-1-1 | 0  | 1 | 0  | 0   | 0   | 4   |
| Alabama     |       | 3     | 0-0  | 0-0   | 0-0  | 0-1-1 | 0  | 0 | 2  | 0   | 0   | 0   |
| Georgia     |       | -dnp- |      |       |      |       |    |   |    |     |     |     |
| Kentucky    |       | -dnp- |      |       |      |       |    |   |    |     |     |     |
| Arkansas    |       | 13    | 1-3  | 0-0   | 1-3  | 2-1-3 | 0  | 1 | 0  | 0   | 0   | 3   |
| S. Carolina |       | 10    | 1-1  | 0-0   | 0-0  | 1-0-1 | 2  | 1 | 0  | 0   | 0   | 2   |
| Missouri    |       | 14    | 4-4  | 3-3   | 0-0  | 1-0-1 | 0  | 0 | 0  | 0   | 0   | 11  |
| Baylor      |       |       |      |       |      |       |    |   |    |     |     |     |
| Georgia     |       |       |      |       |      |       |    |   |    |     |     |     |
| Ole Miss    |       |       |      |       |      |       |    |   |    |     |     |     |
| Vanderbilt  |       |       |      |       |      |       |    |   |    |     |     |     |
| Kentucky    |       |       |      |       |      |       |    |   |    |     |     |     |
| Miss. State |       |       |      |       |      |       |    |   |    |     |     |     |
| LSU         |       |       |      |       |      |       |    |   |    |     |     |     |
| Florida     |       |       |      |       |      |       |    |   |    |     |     |     |
| Tennessee   |       |       |      |       |      |       |    |   |    |     |     |     |
| Alabama     |       |       |      |       |      |       |    |   |    |     |     |     |

**MOORE'S MISCELLANEOUS STATS**

|                    | 2020-21 | Career |
|--------------------|---------|--------|
| Games with 10+ Pts | 1       | 1      |
| Games with 20+ Pts | 0       | 0      |
| Games 5+ 3s        | 0       | 0      |
| Games with 5+ Reb  | 2       | 2      |
| Games with 10+ Reb | 0       | 0      |
| Games with 5+ Ast  | 0       | 0      |
| Games with 10+ Ast | 0       | 0      |
| Games with 5+ Blk  | 0       | 0      |
| Games with 5+ Stl  | 0       | 0      |
| Double-Doubles     | 0       | 0      |

**MOORE'S CAREER STATISTICS**

| Year    | GP-GS | Min-Avg  | FG-FGA | Pct  | 3FG-A | Pct  | FT-FTA | Pct  | Off-Def-Tot--Avg | PF-FO | Ast | TO | Blk | Stl | Pts | Avg |
|---------|-------|----------|--------|------|-------|------|--------|------|------------------|-------|-----|----|-----|-----|-----|-----|
| 2020-21 | 15-0  | 168-11.2 | 20-32  | .625 | 4-9   | .444 | 7-12   | .583 | 17-12-29--1.9    | 15-0  | 5   | 11 | 2   | 5   | 51  | 3.4 |
| TOTAL   | 15-0  | 168-11.2 | 20-32  | .625 | 4-9   | .444 | 7-12   | .583 | 17-12-29--1.9    | 15-0  | 5   | 11 | 2   | 5   | 51  | 3.4 |

10

JT THOR

6-10 • 205

Fr. • F

Anchorage, Alaska  
(Norcross HS)



**2020-21 (Freshman):** Started all 17 games as a freshman ... scored in double figures nine times, including six times in SEC play ... averaging 11.1 points, 6.3 rebounds, 1.6 blocks and 1.3 steals per game over his last seven games ... posted career highs in points (15), rebounds (9) and blocks (4) against Alabama on Jan. 9 ... became just the third Division 1 player and only freshman to record 15 points, nine rebounds, four blocks, three assists and two assists in a game this season ... third on the team and ranked 15th in the conference with 44 free throws made ... shooting 73.3 percent (44-60) from the charity stripe ... blocked a shot in nine of his last 12 games and has seven games with two-plus blocks on the season ... 20 total blocks is ninth in the SEC and second among all SEC freshmen ... pulled down five-plus rebounds in eight straight games and nine total games ... one of eight players nationally and only freshmen in the country with at least 150 points, 75 rebounds, 20 blocks and 15 steals this season.

**HIGH SCHOOL AND PERSONAL:** Consensus four-star prospect... ranked as the No. 45 player in the country by ESPN, No. 51 overall by 247Sports and No. 56 nationally by Rivals ... tabbed as the third-best player in the state of Georgia by ESPN and No. 4 by 247Sports ... labeled as the No. 8 power forward by 247Sports and ESPN and the No. 10 power forward by Rivals ... earned all-state honors from the Georgia Athletic Coaches Association and all-county honors from the Daily Post and the Gwinnett Tipoff Club ... played for Norcross High School and averaged a team-best 14.9 points per game to go along with 6.6 rebounds per contest ... was born in Nebraska, grew up in Alaska and played two seasons at Huntington Prep (W.Va.) before transferring to Norcross for final high school season ... averaged 8.6 points, 6.4 rebounds and 1.7 blocks between the Nike and adidas circuits ... didn't start playing basketball until the seventh grade.

CAREER HIGHS

|                        |                                         |
|------------------------|-----------------------------------------|
| Points                 | 15 vs. Alabama (1/9/21)                 |
| Rebounds               | 9 (2x) last vs. Kentucky (1/16/21)      |
| Field Goals            | 5 (2x) last at South Carolina (1/23/21) |
| Field Goals Att.       | 10 at South Carolina (1/23/21)          |
| 3-Pt. Field Goals      | 3 vs. Missouri (1/26/21)                |
| 3-Pt. Field Goals Att. | 5 vs. Missouri (1/26/21)                |
| Free Throws            | 7 vs. Gonzaga (11/27/20)                |
| Free Throws Att.       | 7 (2x) last vs. Alabama (1/9/21)        |
| Assists                | 4 vs. South Alabama (12/4/20)           |
| Blocks                 | 4 (2x) last vs. Missouri (1/26/21)      |
| Steals                 | 3 (3x) last at Arkansas (1/20/21)       |
| Minutes                | 29 at Texas A&M (1/2/21)                |

2020-21 THOR GAME-BY-GAME

| Opp.        | Start | Min. | FG-A | 3FG-A | FT-A | O-D-T | PF | A | TO | BLK | STL | PTS |
|-------------|-------|------|------|-------|------|-------|----|---|----|-----|-----|-----|
| Saint Joe's | *     | 16   | 2-6  | 1-4   | 2-4  | 1-0-1 | 5  | 0 | 3  | 0   | 0   | 7   |
| Gonzaga     | *     | 16   | 2-4  | 0-2   | 7-7  | 1-2-3 | 3  | 2 | 3  | 0   | 1   | 11  |
| UCF         | *     | 17   | 1-6  | 0-4   | 1-2  | 1-0-1 | 3  | 1 | 4  | 0   | 0   | 3   |
| S. Alabama  | *     | 27   | 3-6  | 2-4   | 2-2  | 1-3-4 | 1  | 4 | 1  | 0   | 1   | 10  |
| Memphis     | *     | 18   | 3-7  | 1-2   | 0-1  | 0-3-3 | 2  | 0 | 2  | 0   | 0   | 7   |
| Texas So.   | *     | 24   | 2-6  | 0-1   | 3-4  | 5-2-7 | 1  | 0 | 0  | 2   | 3   | 7   |
| Troy        | *     | 20   | 4-6  | 0-1   | 2-2  | 0-2-2 | 1  | 0 | 1  | 2   | 1   | 10  |
| App. State  | *     | 24   | 2-4  | 1-2   | 1-2  | 0-2-2 | 0  | 1 | 2  | 1   | 0   | 6   |
| Arkansas    | *     | 19   | 1-4  | 0-2   | 3-6  | 2-1-3 | 1  | 2 | 0  | 2   | 0   | 5   |
| Texas A&M   | *     | 29   | 5-8  | 0-1   | 0-0  | 2-3-5 | 2  | 1 | 2  | 0   | 1   | 10  |
| Ole Miss    | *     | 25   | 3-9  | 1-2   | 2-3  | 2-3-5 | 2  | 1 | 1  | 0   | 1   | 9   |
| Alabama     | *     | 24   | 4-7  | 1-3   | 6-7  | 1-8-9 | 3  | 2 | 0  | 4   | 3   | 15  |
| Georgia     | *     | 16   | 3-3  | 1-1   | 4-7  | 0-8-8 | 4  | 1 | 1  | 0   | 0   | 11  |
| Kentucky    | *     | 23   | 2-9  | 0-4   | 2-2  | 3-3-6 | 3  | 0 | 1  | 1   | 2   | 6   |
| Arkansas    | *     | 25   | 3-8  | 1-3   | 5-6  | 2-3-5 | 2  | 0 | 3  | 2   | 3   | 12  |
| S. Carolina | *     | 23   | 5-10 | 1-2   | 3-3  | 3-4-7 | 2  | 0 | 0  | 2   | 0   | 14  |
| Missouri    | *     | 28   | 4-9  | 3-5   | 1-2  | 0-5-5 | 1  | 0 | 1  | 4   | 0   | 12  |
| Baylor      |       |      |      |       |      |       |    |   |    |     |     |     |
| Georgia     |       |      |      |       |      |       |    |   |    |     |     |     |
| Ole Miss    |       |      |      |       |      |       |    |   |    |     |     |     |
| Vanderbilt  |       |      |      |       |      |       |    |   |    |     |     |     |
| Kentucky    |       |      |      |       |      |       |    |   |    |     |     |     |
| Miss. State |       |      |      |       |      |       |    |   |    |     |     |     |
| LSU         |       |      |      |       |      |       |    |   |    |     |     |     |
| Florida     |       |      |      |       |      |       |    |   |    |     |     |     |
| Tennessee   |       |      |      |       |      |       |    |   |    |     |     |     |
| Alabama     |       |      |      |       |      |       |    |   |    |     |     |     |

THOR'S MISCELLANEOUS STATS

|                    | 2020-21 | Career |
|--------------------|---------|--------|
| Games with 10+ Pts | 9       | 9      |
| Games with 20+ Pts | 0       | 0      |
| Games 5+ 3s        | 0       | 0      |
| Games with 5+ Reb  | 9       | 9      |
| Games with 10+ Reb | 0       | 0      |
| Games with 5+ Ast  | 0       | 0      |
| Games with 10+ Ast | 0       | 0      |
| Games with 5+ Blk  | 0       | 0      |
| Games with 5+ Stl  | 0       | 0      |
| Double-Doubles     | 0       | 0      |

THOR'S CAREER STATISTICS

| Year    | GP-GS | Min-Avg  | FG-FGA | Pct  | 3FG-A | Pct  | FT-FTA | Pct  | Off-Def-Tot--Avg | PF-FO | Ast | TO | Blk | Stl | Pts | Avg |
|---------|-------|----------|--------|------|-------|------|--------|------|------------------|-------|-----|----|-----|-----|-----|-----|
| 2020-21 | 17-17 | 366-21.5 | 49-112 | .438 | 13-43 | .302 | 44-60  | .733 | 24-52-76--4.5    | 36-1  | 15  | 25 | 20  | 16  | 155 | 9.1 |
| TOTAL   | 17-17 | 366-21.5 | 49-112 | .438 | 13-43 | .302 | 44-60  | .733 | 24-52-76--4.5    | 36-1  | 15  | 25 | 20  | 16  | 155 | 9.1 |



13



**BABATUNDE AKINGBOLA**

6-10 • 245  
So. • C  
Ogun, Nigeria  
(McEachern HS)

**2020-21 (Sophomore):** Appeared in all 17 games off the bench ... ranks eighth in the SEC with 1.35 blocks per game ... blocked a shot in 13 of team's 17 games, including five games with two or more blocked shots ... swatted a career-high five shots in only eight minutes against Missouri on Jan. 26 ... only player in the country to have at least five blocks in eight or fewer minutes this season and one of just five players to accomplish the feat in the last decade ... third on the team with a 58.1 field-goal percentage (18 of 31) ... set career highs in points (7), rebounds (8), and minutes played (26) in season opener against St. Joseph's. on Nov. 26 ... grabbed two or more rebounds in six straight games, averaging 3.2 boards per contest in that span.

**2019-20 (Freshman):** Averaged 0.2 points, 0.3 rebounds and 0.4 blocks in 2.3 minutes per game ... appeared in 13 games off the bench, including five in SEC play ... blocked a pair of shots in the first minute his career minute at South Alabama (Nov. 12) ... pulled down a pair of rebounds in five minutes of action vs. New Mexico (Nov. 25) ... scored his first career points with a dunk against Lipscomb (Dec. 29) ... saw a career-high six minutes in regular-season finale at Tennessee (March 7) and blocked a shot.

**HIGH SCHOOL AND PERSONAL DATA:** Labeled as a four-star prospect by Rivals and a three-star by 247Sports and ESPN ... tabbed as the No. 15 player in Georgia by 247Sports and ESPN ... played at McEachern High School ... was a two-time all-state selection ... team made the Final Four ... averaged 6.0 points, 6.1 rebounds, 3.0 blocks and 1.1 assists per game ... competed with Athletes of Tomorrow on the Nike EYBL circuit ... had 70 rebounds to go along with 27 blocks and shot 56 percent from the floor in 10 games for AOT during Nike 17U circuit ... led team to third-place finish at the 45th annual City of Palms Classic ... son of Akintayo and Temitayo Akingbola ... has four sisters: Yinka, Laide, Kemi and Lola ... goes by the nickname "Stretch" ... enrolled in the Harbert College of Business.

**CAREER HIGHS**

|                        |                                    |
|------------------------|------------------------------------|
| Points                 | 7 vs. Saint Joseph's (11/26/20)    |
| Rebounds               | 8 vs. Saint Joseph's (11/26/20)    |
| Field Goals            | 2 (5x) last at Georgia (1/13/21)   |
| Field Goals Att.       | 4 at UCF (11/30/20)                |
| 3-Pt. Field Goals      | 1 vs. Saint Joseph's (11/26/20)    |
| 3-Pt. Field Goals Att. | 1 (4x) last at Georgia (1/13/21)   |
| Free Throws            | 2 (3x) last vs. Memphis (12/12/20) |
| Free Throws Att.       | 5 vs. Saint Joseph's (11/26/20)    |
| Assists                | 2 vs. Appalachian State (12/22/20) |
| Blocks                 | 5 vs. Missouri (1/26/21)           |
| Steals                 | 2 (2x) last vs. Memphis (12/12/20) |
| Minutes                | 26 vs. Saint Joseph's (11/26/20)   |

**2020-21 AKINGBOLA GAME-BY-GAME**

| Opp.        | Start | Min. | FG-A | 3FG-A | FT-A | O-D-T | PF | A | TO | BLK | STL | PTS |
|-------------|-------|------|------|-------|------|-------|----|---|----|-----|-----|-----|
| Saint Joe's |       | 26   | 2-3  | 1-1   | 2-5  | 5-3-8 | 4  | 1 | 1  | 3   | 2   | 7   |
| Gonzaga     |       | 19   | 2-3  | 0-1   | 0-1  | 2-2-4 | 2  | 0 | 2  | 1   | 0   | 4   |
| UCF         |       | 21   | 1-4  | 0-0   | 2-3  | 4-1-5 | 2  | 0 | 2  | 1   | 0   | 4   |
| S. Alabama  |       | 12   | 1-1  | 0-0   | 0-0  | 0-0-0 | 1  | 0 | 0  | 1   | 0   | 2   |
| Memphis     |       | 17   | 1-2  | 0-1   | 2-2  | 1-1-2 | 2  | 0 | 1  | 1   | 2   | 4   |
| Texas So.   |       | 12   | 1-1  | 0-0   | 0-0  | 0-0-0 | 2  | 0 | 2  | 0   | 0   | 2   |
| Troy        |       | 12   | 2-3  | 0-0   | 1-2  | 0-1-1 | 1  | 0 | 0  | 1   | 0   | 5   |
| App. State  |       | 17   | 0-3  | 0-0   | 0-1  | 1-2-3 | 2  | 2 | 0  | 0   | 1   | 0   |
| Arkansas    |       | 13   | 1-1  | 0-0   | 0-0  | 0-1-1 | 3  | 0 | 0  | 3   | 0   | 2   |
| Texas A&M   |       | 13   | 2-2  | 0-0   | 0-2  | 1-0-1 | 0  | 0 | 1  | 1   | 0   | 4   |
| Ole Miss    |       | 8    | 0-0  | 0-0   | 0-0  | 0-0-0 | 3  | 0 | 1  | 1   | 0   | 0   |
| Alabama     |       | 5    | 0-1  | 0-0   | 0-0  | 0-2-2 | 2  | 0 | 0  | 0   | 0   | 0   |
| Georgia     |       | 16   | 2-3  | 0-1   | 0-0  | 2-3-5 | 3  | 0 | 1  | 2   | 0   | 4   |
| Kentucky    |       | 7    | 0-0  | 0-0   | 0-0  | 1-1-2 | 4  | 0 | 0  | 0   | 0   | 0   |
| Arkansas    |       | 10   | 1-1  | 0-0   | 0-1  | 2-2-4 | 0  | 0 | 1  | 2   | 0   | 2   |
| S. Carolina |       | 12   | 1-2  | 0-0   | 0-0  | 0-2-2 | 1  | 0 | 0  | 1   | 1   | 2   |
| Missouri    |       | 8    | 1-1  | 0-0   | 1-2  | 1-3-4 | 2  | 0 | 2  | 5   | 1   | 3   |
| Baylor      |       |      |      |       |      |       |    |   |    |     |     |     |
| Georgia     |       |      |      |       |      |       |    |   |    |     |     |     |
| Ole Miss    |       |      |      |       |      |       |    |   |    |     |     |     |
| Vanderbilt  |       |      |      |       |      |       |    |   |    |     |     |     |
| Kentucky    |       |      |      |       |      |       |    |   |    |     |     |     |
| Miss. State |       |      |      |       |      |       |    |   |    |     |     |     |
| LSU         |       |      |      |       |      |       |    |   |    |     |     |     |
| Florida     |       |      |      |       |      |       |    |   |    |     |     |     |
| Tennessee   |       |      |      |       |      |       |    |   |    |     |     |     |
| Alabama     |       |      |      |       |      |       |    |   |    |     |     |     |

**AKINGBOLA'S MISCELLANEOUS STATS**

|                    | 2019-20 | 2020-21 | Career |
|--------------------|---------|---------|--------|
| Games with 10+ Pts | 0       | 0       | 0      |
| Games with 20+ Pts | 0       | 0       | 0      |
| Games 5+ 3s        | 0       | 0       | 0      |
| Games with 5+ Reb  | 0       | 3       | 3      |
| Games with 10+ Reb | 0       | 0       | 0      |
| Games with 5+ Ast  | 0       | 0       | 0      |
| Games with 10+ Ast | 0       | 0       | 0      |
| Games with 5+ Blk  | 0       | 1       | 1      |
| Games with 5+ Stl  | 0       | 0       | 0      |
| Double-Doubles     | 0       | 0       | 0      |

**AKINGBOLA'S CAREER STATISTICS**

| Year    | GP-GS | Min-Avg  | FG-FGA | Pct  | 3FG-A | Pct  | FT-FTA | Pct  | Off-Def-Tot--Avg | PF-FO | Ast | TO | Blk | Stl | Pts | Avg |
|---------|-------|----------|--------|------|-------|------|--------|------|------------------|-------|-----|----|-----|-----|-----|-----|
| 2019-20 | 13-0  | 30-2.3   | 1-4    | .250 | 0-1   | .000 | 0-0    | .000 | 1-3-4--0.3       | 7-0   | 2   | 3  | 5   | 0   | 2   | 0.2 |
| 2020-21 | 17-0  | 220-12.9 | 18-31  | .581 | 1-4   | .250 | 8-19   | .421 | 20-24-44--2.6    | 33-0  | 4   | 12 | 23  | 7   | 45  | 2.6 |
| TOTAL   | 30-0  | 250-8.3  | 19-35  | .543 | 1-5   | .200 | 8-19   | .421 | 21-27-48--1.6    | 40-0  | 6   | 15 | 28  | 7   | 47  | 1.6 |

22



**ALLEN FLANIGAN**

6-6 • 215

So. • G

Little Rock, Ark.

(Parkview Magnet HS)

**2020-21 (Sophomore):** Started all 17 games and taken over as one of the team's primary scoring options ... arguably one of the most improved players in the SEC ... second on the team and 13th in the conference with 14.2 points per game ... averaging 16.1 points per game on 51.3 percent shooting (41 of 80) in Auburn Arena ... scored in double figures in 15 of team's 17 games, including six games with 18 or more points ... put up a career-high 24 points against South Carolina on Jan. 23 ... averaging 14.7 points, 6.0 rebounds and 3.1 assists per game in league play, putting him in the top 15 among SEC players in every category ... shooting 46.2 percent from the field in SEC play, fourth-best in the conference among those with 80 or more shot attempts ... posted first career double-double with 19 points and 10 rebounds vs. Arkansas on Dec. 28 ... ranks top 10 in the SEC in total points (242), field goals made (78) and assists (48) ... leads the team with 89 total rebounds and is second with 48 assists ... pulled down six-plus rebounds in six of team's last 10 games ... knocked down 32 3-pointers, sixth-most in the SEC ... leads the team and ranks top 10 in the conference in free throws made (54) and free throw percentage (80.6) ... made 28 of 31 free throw attempts over his last eight games.

**2019-20 (Freshman):** Averaged 3.2 points, 2.7 rebounds, 0.4 assists and 0.3 steals in 13.7 minutes per game ... appeared in all 31 games ... earned first career start at Missouri (Feb. 15) ... third-best rebounding guard on the team at 2.7 boards per contest ... pulled down at least four rebounds 10 times, including seven times in SEC play ... was a perfect 4-for-4 and scored eight points in 12 minutes vs. Furman (Dec. 5) ... recorded career-highs in points (12) and rebounds (6) against Georgia (Jan. 11) ... matched career high with six boards in home win vs. Alabama (Feb. 12) ... followed up with six rebounds and hit season-best five free throws at Missouri (Feb. 15) ... posted nine points and five rebounds in 22 minutes at Tennessee (March 7).

**HIGH SCHOOL AND PERSONAL DATA:** Labeled as a four-star by ESPN and a three-star by Rivals and 247Sports ... selected as the No. 1 player in Arkansas by ESPN and No. 3 by 247Sports ... attended Parkview Magnet High School where he played for his grandfather and local legend Alfred Flanigan ... won two state championships ... named the 5A Gatorade Arkansas Player of the Year ... also chosen as the district's top athlete ... played for the Joe Johnson Hawks in the adidas Gauntlet circuit, averaging 8.4 points, 3.6 rebounds and 1.2 assists per game ... led Hawks to 21-5 record and age division title in the Real Deal in the Rock ... son of Wes and Katrina Flanigan ... has two siblings: Collin and Mike ... father, Wes, was a four-year starter at point guard at Auburn from 1993-97 and is in the top 25 in program history with 1,228 career points ... father, Wes, was also an All-SEC selection in 1996 and is currently an assistant coach at Auburn ... enrolled in the College of Education.

**CAREER HIGHS**

|                        |                                         |
|------------------------|-----------------------------------------|
| Points                 | 24 at South Carolina (1/23/21)          |
| Rebounds               | 10 vs. Arkansas (12/30/20)              |
| Field Goals            | 7 (2x) last at South Carolina (1/23/21) |
| Field Goals Att.       | 14 vs. Kentucky (1/16/21)               |
| 3-Pt. Field Goals      | 4 (4x) last at South Carolina (1/23/21) |
| 3-Pt. Field Goals Att. | 7 (3x) last at Texas A&M (1/2/21)       |
| Free Throws            | 8 vs. Kentucky (1/16/21)                |
| Free Throws Att.       | 8 (2x) last vs. Kentucky (1/16/21)      |
| Assists                | 6 vs. Appalachian State (12/22/20)      |
| Blocks                 | 1 (7x) last vs. Alabama (1/9/21)        |
| Steals                 | 4 at Arkansas (1/20/21)                 |
| Minutes                | 36 at Texas A&M (1/2/21)                |

**2020-21 FLANIGAN GAME-BY-GAME**

| Opp.        | Start | Min. | FG-A | 3FG-A | FT-A | O-D-T  | PF | A | TO | BLK | STL | PTS |
|-------------|-------|------|------|-------|------|--------|----|---|----|-----|-----|-----|
| Saint Joe's | *     | 35   | 3-8  | 0-2   | 6-7  | 3-2-5  | 4  | 2 | 1  | 0   | 0   | 12  |
| Gonzaga     | *     | 30   | 7-11 | 4-7   | 2-3  | 1-4-5  | 0  | 1 | 1  | 0   | 1   | 20  |
| UCF         | *     | 31   | 1-6  | 1-5   | 0-1  | 1-6-7  | 2  | 3 | 3  | 0   | 1   | 3   |
| S. Alabama  | *     | 23   | 5-8  | 4-6   | 0-0  | 1-1-2  | 1  | 2 | 2  | 0   | 2   | 14  |
| Memphis     | *     | 32   | 5-10 | 1-5   | 5-8  | 1-3-4  | 0  | 1 | 0  | 0   | 1   | 16  |
| Texas So.   | *     | 25   | 6-12 | 2-6   | 4-7  | 1-2-3  | 2  | 0 | 0  | 0   | 2   | 18  |
| Troy        | *     | 26   | 4-7  | 1-4   | 5-5  | 0-3-3  | 3  | 4 | 7  | 1   | 0   | 14  |
| App. State  | *     | 31   | 5-8  | 3-6   | 0-0  | 1-5-6  | 2  | 6 | 1  | 0   | 0   | 13  |
| Arkansas    | *     | 30   | 6-11 | 3-7   | 4-5  | 3-7-10 | 3  | 3 | 5  | 0   | 0   | 19  |
| Texas A&M   | *     | 36   | 6-11 | 4-7   | 0-0  | 0-3-3  | 1  | 4 | 6  | 0   | 2   | 16  |
| Ole Miss    | *     | 35   | 2-8  | 0-4   | 0-0  | 1-5-6  | 1  | 5 | 8  | 1   | 2   | 4   |
| Alabama     | *     | 35   | 6-12 | 3-6   | 4-5  | 3-5-8  | 2  | 4 | 3  | 1   | 1   | 19  |
| Georgia     | *     | 26   | 4-8  | 1-4   | 2-2  | 0-4-4  | 4  | 3 | 1  | 0   | 0   | 11  |
| Kentucky    | *     | 32   | 6-14 | 1-3   | 8-8  | 3-6-9  | 2  | 1 | 2  | 0   | 0   | 21  |
| Arkansas    | *     | 25   | 2-7  | 0-4   | 3-4  | 0-4-4  | 4  | 1 | 4  | 0   | 4   | 7   |
| S. Carolina | *     | 33   | 7-12 | 4-6   | 6-6  | 2-4-6  | 3  | 4 | 4  | 1   | 1   | 24  |
| Missouri    | *     | 26   | 3-8  | 0-3   | 5-6  | 0-4-4  | 3  | 3 | 3  | 0   | 0   | 11  |
| Baylor      |       |      |      |       |      |        |    |   |    |     |     |     |
| Georgia     |       |      |      |       |      |        |    |   |    |     |     |     |
| Ole Miss    |       |      |      |       |      |        |    |   |    |     |     |     |
| Vanderbilt  |       |      |      |       |      |        |    |   |    |     |     |     |
| Kentucky    |       |      |      |       |      |        |    |   |    |     |     |     |
| Miss. State |       |      |      |       |      |        |    |   |    |     |     |     |
| LSU         |       |      |      |       |      |        |    |   |    |     |     |     |
| Florida     |       |      |      |       |      |        |    |   |    |     |     |     |
| Tennessee   |       |      |      |       |      |        |    |   |    |     |     |     |
| Alabama     |       |      |      |       |      |        |    |   |    |     |     |     |

**FLANIGAN'S MISCELLANEOUS STATS**

|                    | 2019-20 | 2020-21 | Career |
|--------------------|---------|---------|--------|
| Games with 10+ Pts | 1       | 13      | 14     |
| Games with 20+ Pts | 0       | 3       | 3      |
| Games 5+ 3s        | 0       | 0       | 0      |
| Games with 5+ Reb  | 6       | 9       | 15     |
| Games with 10+ Reb | 0       | 1       | 1      |
| Games with 5+ Ast  | 0       | 2       | 2      |
| Games with 10+ Ast | 0       | 0       | 0      |
| Games with 5+ Blk  | 0       | 0       | 0      |
| Games with 5+ Stl  | 0       | 0       | 0      |
| Double-Doubles     | 0       | 1       | 1      |

**FLANIGAN'S CAREER STATISTICS**

| Year    | GP-GS | Min-Avg  | FG-FGA  | Pct  | 3FG-A  | Pct  | FT-FTA | Pct  | Off-Def-Tot--Avg | PF-FO | Ast | TO | Blk | Stl | Pts | Avg  |
|---------|-------|----------|---------|------|--------|------|--------|------|------------------|-------|-----|----|-----|-----|-----|------|
| 2019-20 | 31-3  | 429-13.8 | 39-99   | .394 | 5-35   | .143 | 17-37  | .459 | 24-59-83--2.7    | 52-0  | 11  | 25 | 4   | 8   | 100 | 3.2  |
| 2020-21 | 17-17 | 500-29.4 | 78-161  | .484 | 32-85  | .376 | 54-67  | .806 | 21-68-89--5.2    | 40-0  | 48  | 52 | 5   | 15  | 242 | 14.2 |
| TOTAL   | 48-20 | 929-19.4 | 117-260 | .450 | 37-120 | .308 | 71-104 | .683 | 45-127-172--3.6  | 92-0  | 59  | 77 | 9   | 23  | 342 | 7.1  |

23

JAYLIN WILLIAMS

6-8 • 230

So. • F

Nahunta, Ga.

(Brantley County HS)



**2020-21 (Sophomore):** Joined the starting lineup this year, starting all 17 games ... fourth on the team with 10.1 points per game ... scored a career-high 24 points against Ole Miss on Jan. 6 ... scored in double figures in nine of team's 17 games, including five games with 15 or more points ... posted first career double-double with 18 points and 11 rebounds against St. Joseph's on Nov. 26 ... 11 boards was a career high ... shooting 51.1 percent (68 of 133) from the field, which ranks eighth in the SEC among players who have attempted 100 or more shots ... leads the team in blocks (24) and is tied for team lead in steals (16) ... has a block or steal in 15 of 17 games ... one of only four players in the country with at least 40 assists, 20 blocks and 15 steals ... blocked five shots against Georgia on Jan. 13, a new career high ... ranks sixth in the SEC with 24 blocks and seventh with 1.41 blocks per game ... 42 assists is fourth on the team and tied for 18th in the conference.

**2019-20 (Freshman):** Averaged 2.4 points, 1.8 rebounds, 0.4 assists, 0.4 blocks and 0.4 assists in 7.1 minutes per game ... appeared in 14 games off the bench, including eight in SEC play ... was top contributor off the bench in the final five games of the season, averaging 4.2 points and three rebounds per game while shooting at 53 percent clip in 13 minutes per contest ... recorded first career block in first career game vs. Colgate (Nov. 18) ... made career-long outing with 16 minutes and pulled down six rebounds to go along with two steals and an assist at Georgia (Feb. 19) ... scored career-high eight points and added three steals vs. Tennessee (Feb. 22) ... knocked down first career 3-pointer at Kentucky (Feb. 29).

**HIGH SCHOOL AND PERSONAL DATA:** Labeled as a four-star by both Rivals and 247Sports ... tabbed as the No. 109 prospect nationally by Rivals and No. 120 by 247Sports ... selected as the No. 4 player in the state of Georgia by 247Sports ... played for Brantley County High School where he was a First Team All-State selection as a junior and a senior ... averaged 25 points and 14 rebounds per game ... also played football as a wide receiver ... played for Game Elite on the adidas circuit, averaging 11.9 points, 4.9 rebounds and 1.9 assists while shooting 63 percent from the floor ... produced stat lines of 31 points, 14 assists and 11 rebounds, as well as 27 points, 13 rebounds and four blocks for Game Elite ... son of Shantel Williams ... is an only child ... enrolled in the College of Education.

CAREER HIGHS

|                        |                                         |
|------------------------|-----------------------------------------|
| Points                 | 24 at Ole Miss (1/6/21)                 |
| Rebounds               | 11 vs. Saint Joseph's (11/26/20)        |
| Field Goals            | 8 (2x) last at South Carolina (1/23/21) |
| Field Goals Att.       | 14 at Ole Miss (1/6/21)                 |
| 3-Pt. Field Goals      | 6 at Ole Miss (1/6/21)                  |
| 3-Pt. Field Goals Att. | 10 at Ole Miss (1/6/21)                 |
| Free Throws            | 4 at Ole Miss (1/6/21)                  |
| Free Throws Att.       | 4 (4x) last vs. Missouri (1/26/21)      |
| Assists                | 8 vs. Memphis (12/12/20)                |
| Blocks                 | 5 at Georgia (1/13/21)                  |
| Steals                 | 3 vs. Tennessee (2/22/20)               |
| Minutes                | 37 vs. Saint Joseph's (11/26/20)        |

2020-21 WILLIAMS GAME-BY-GAME

| Opp.        | Start | Min. | FG-A | 3FG-A | FT-A | O-D-T  | PF | A | TO | BLK | STL | PTS |
|-------------|-------|------|------|-------|------|--------|----|---|----|-----|-----|-----|
| Saint Joe's | *     | 37   | 8-13 | 1-3   | 1-3  | 3-8-11 | 1  | 3 | 5  | 1   | 2   | 18  |
| Gonzaga     | *     | 21   | 0-3  | 0-1   | 0-0  | 1-1-2  | 4  | 0 | 1  | 2   | 1   | 0   |
| UCF         | *     | 24   | 3-5  | 0-1   | 2-4  | 2-6-8  | 2  | 2 | 1  | 2   | 1   | 8   |
| S. Alabama  | *     | 31   | 5-8  | 2-3   | 1-4  | 0-4-4  | 4  | 4 | 2  | 1   | 1   | 13  |
| Memphis     | *     | 27   | 3-8  | 0-2   | 0-0  | 1-2-3  | 4  | 8 | 1  | 2   | 0   | 6   |
| Texas So.   | *     | 27   | 6-12 | 0-4   | 3-4  | 2-4-6  | 0  | 0 | 2  | 2   | 2   | 15  |
| Troy        | *     | 17   | 5-6  | 1-2   | 0-0  | 0-6-6  | 3  | 2 | 3  | 0   | 2   | 11  |
| App. State  | *     | 24   | 6-12 | 3-8   | 0-1  | 1-3-4  | 2  | 1 | 0  | 1   | 0   | 15  |
| Arkansas    | *     | 30   | 5-8  | 2-2   | 1-4  | 1-1-2  | 2  | 2 | 5  | 0   | 0   | 13  |
| Texas A&M   | *     | 20   | 1-3  | 1-3   | 0-0  | 1-1-2  | 3  | 7 | 2  | 0   | 2   | 3   |
| Ole Miss    | *     | 30   | 7-14 | 6-10  | 4-4  | 1-3-4  | 3  | 4 | 3  | 0   | 2   | 24  |
| Alabama     | *     | 21   | 2-6  | 0-4   | 0-0  | 0-1-1  | 4  | 0 | 4  | 2   | 0   | 4   |
| Georgia     | *     | 33   | 5-7  | 0-1   | 1-2  | 1-3-4  | 2  | 0 | 2  | 5   | 1   | 11  |
| Kentucky    | *     | 27   | 3-7  | 1-3   | 0-0  | 0-1-1  | 3  | 2 | 2  | 2   | 1   | 7   |
| Arkansas    | *     | 24   | 1-5  | 0-2   | 0-0  | 1-3-4  | 2  | 2 | 0  | 2   | 0   | 2   |
| S. Carolina | *     | 24   | 8-12 | 2-3   | 0-0  | 2-5-7  | 2  | 2 | 1  | 0   | 0   | 18  |
| Missouri    | *     | 23   | 0-4  | 0-1   | 3-4  | 0-7-7  | 4  | 3 | 0  | 2   | 1   | 3   |
| Baylor      |       |      |      |       |      |        |    |   |    |     |     |     |
| Georgia     |       |      |      |       |      |        |    |   |    |     |     |     |
| Ole Miss    |       |      |      |       |      |        |    |   |    |     |     |     |
| Vanderbilt  |       |      |      |       |      |        |    |   |    |     |     |     |
| Kentucky    |       |      |      |       |      |        |    |   |    |     |     |     |
| Miss. State |       |      |      |       |      |        |    |   |    |     |     |     |
| LSU         |       |      |      |       |      |        |    |   |    |     |     |     |
| Florida     |       |      |      |       |      |        |    |   |    |     |     |     |
| Tennessee   |       |      |      |       |      |        |    |   |    |     |     |     |
| Alabama     |       |      |      |       |      |        |    |   |    |     |     |     |

WILLIAMS' MISCELLANEOUS STATS

|                    | 2019-20 | 2020-21 | Career |
|--------------------|---------|---------|--------|
| Games with 10+ Pts | 0       | 9       | 9      |
| Games with 20+ Pts | 0       | 1       | 1      |
| Games 5+ 3s        | 0       | 1       | 1      |
| Games with 5+ Reb  | 2       | 6       | 8      |
| Games with 10+ Reb | 0       | 1       | 1      |
| Games with 5+ Ast  | 0       | 2       | 2      |
| Games with 10+ Ast | 0       | 0       | 0      |
| Games with 5+ Blk  | 0       | 1       | 1      |
| Games with 5+ Stl  | 0       | 0       | 0      |
| Double-Doubles     | 0       | 1       | 1      |

WILLIAMS' CAREER STATISTICS

| Year    | GP-GS | Min-Avg  | FG-FGA | Pct  | 3FG-A | Pct  | FT-FTA | Pct   | Off-Def-Tot--Avg | PF-FO | Ast | TO | Blk | Stl | Pts | Avg  |
|---------|-------|----------|--------|------|-------|------|--------|-------|------------------|-------|-----|----|-----|-----|-----|------|
| 2019-20 | 14-0  | 100-7.1  | 15-28  | .536 | 1-9   | .111 | 3-3    | 1.000 | 8-17-25--1.8     | 12-0  | 6   | 6  | 5   | 6   | 34  | 2.4  |
| 2020-21 | 17-17 | 431-25.4 | 68-133 | .511 | 19-53 | .358 | 16-30  | .533  | 17-59-76--4.5    | 45-0  | 42  | 34 | 24  | 16  | 171 | 10.1 |
| TOTAL   | 31-17 | 531-17.1 | 83-161 | .516 | 20-62 | .323 | 19-33  | .576  | 25-76-101--3.3   | 57-0  | 48  | 40 | 29  | 22  | 205 | 6.6  |



24

**JUSTIN POWELL**

6-6 • 205

Fr. • G

Prospect, Ky.

(North Oldham HS)



**2020-21 (Freshman):** Played in the first 10 games with seven starts ... missed the last seven games due to injury ... tied Auburn record with 26 points in his home debut against South Alabama on Dec. 4 ... scored 26 in back-to-back games vs. South Alabama and Memphis ... one of four freshmen in the SEC to score 20 or more points in a game twice this season ... currently third on the team with 11.7 points per game ... leads the team in rebounds per game (6.1) and second in assists per game (4.7) ... pulled down six or more rebounds in seven of 10 games he's played in ... among SEC freshmen, ranks second in rebounds per game (6.1) and first in defensive rebounds per game (5.2) ... his 4.7 assists per game is fourth in the SEC and tied for eighth nationally among freshmen ... shooting 76.5 percent (26-34) from the free throw line, good for third on the team.

**HIGH SCHOOL AND PERSONAL:** Labeled as a four-star prospect by ESPN and a three-star prospect by 247Sports and Rivals ... tabbed as the No. 76 player in the country by ESPN and No. 151 by 247Sports ... selected as the top player from the state of Kentucky by ESPN and the second ranked by 247Sports ... tabbed all-state and all-league as a senior after averaging 24.7 points and 8.7 rebounds per game ... also shot 59 percent from the floor ... was named MVP of King of Bluegrass Holiday Classic ... played two years at Trinity High School in Louisville before transferring to Montverde Academy in Florida ... played with Indy Heat in the Nike EYBL circuit ... averaged 13.2 points and shot 50 percent from the floor including 55 percent from 3 ... also averaged 2.8 rebounds and 2.6 assists.

**CAREER HIGHS**

|                        |                                              |
|------------------------|----------------------------------------------|
| Points                 | 26 (2x) last vs. Memphis (12/12/20)          |
| Rebounds               | 8 (2x) last vs. Appalachian State (12/22/20) |
| Field Goals            | 9 vs. Memphis (12/12/20)                     |
| Field Goals Att.       | 13 vs. Memphis (12/12/20)                    |
| 3-Pt. Field Goals      | 7 vs. South Alabama (12/4/20)                |
| 3-Pt. Field Goals Att. | 9 vs. South Alabama (12/4/20)                |
| Free Throws            | 6 vs. Saint Joseph's (11/26/20)              |
| Free Throws Att.       | 6 (3x) last vs. Memphis (12/12/20)           |
| Assists                | 9 (2x) last vs. Arkansas (12/30/20)          |
| Blocks                 | -                                            |
| Steals                 | 2 (3x) last at Texas A&M (1/2/21)            |
| Minutes                | 33 (2x) last vs. Arkansas (12/30/20)         |

**2020-21 POWELL GAME-BY-GAME**

| Opp.        | Start | Min.  | FG-A | 3FG-A | FT-A | O-D-T | PF | A | TO | BLK | STL | PTS |
|-------------|-------|-------|------|-------|------|-------|----|---|----|-----|-----|-----|
| Saint Joe's |       | 28    | 4-10 | 3-5   | 6-6  | 1-6-7 | 1  | 0 | 0  | 0   | 0   | 17  |
| Gonzaga     | *     | 22    | 3-8  | 1-3   | 0-0  | 1-5-6 | 0  | 3 | 2  | 0   | 1   | 7   |
| UCF         |       | 24    | 3-11 | 1-7   | 1-4  | 0-7-7 | 4  | 3 | 3  | 0   | 2   | 8   |
| S. Alabama  | *     | 31    | 7-9  | 7-9   | 5-6  | 0-4-4 | 2  | 9 | 1  | 0   | 0   | 26  |
| Memphis     | *     | 33    | 9-13 | 4-6   | 4-6  | 1-7-8 | 0  | 2 | 5  | 0   | 1   | 26  |
| Texas So.   | *     | 32    | 6-11 | 1-4   | 2-2  | 2-5-7 | 1  | 6 | 3  | 0   | 0   | 15  |
| Troy        | *     | 23    | 1-4  | 1-1   | 0-0  | 0-4-4 | 1  | 8 | 1  | 0   | 0   | 3   |
| App. State  | *     | 32    | 2-5  | 1-2   | 4-5  | 1-7-8 | 0  | 5 | 3  | 0   | 1   | 9   |
| Arkansas    | *     | 33    | 1-8  | 0-3   | 2-3  | 2-4-6 | 2  | 9 | 7  | 0   | 2   | 4   |
| Texas A&M   | *     | 21    | 0-5  | 0-3   | 2-2  | 1-3-4 | 0  | 2 | 1  | 0   | 2   | 2   |
| Ole Miss    |       | -dnp- |      |       |      |       |    |   |    |     |     |     |
| Alabama     |       | -dnp- |      |       |      |       |    |   |    |     |     |     |
| Georgia     |       | -dnp- |      |       |      |       |    |   |    |     |     |     |
| Kentucky    |       | -dnp- |      |       |      |       |    |   |    |     |     |     |
| Arkansas    |       | -dnp- |      |       |      |       |    |   |    |     |     |     |
| S. Carolina |       | -dnp- |      |       |      |       |    |   |    |     |     |     |
| Missouri    |       | -dnp- |      |       |      |       |    |   |    |     |     |     |
| Baylor      |       |       |      |       |      |       |    |   |    |     |     |     |
| Georgia     |       |       |      |       |      |       |    |   |    |     |     |     |
| Ole Miss    |       |       |      |       |      |       |    |   |    |     |     |     |
| Vanderbilt  |       |       |      |       |      |       |    |   |    |     |     |     |
| Kentucky    |       |       |      |       |      |       |    |   |    |     |     |     |
| Miss. State |       |       |      |       |      |       |    |   |    |     |     |     |
| LSU         |       |       |      |       |      |       |    |   |    |     |     |     |
| Florida     |       |       |      |       |      |       |    |   |    |     |     |     |
| Tennessee   |       |       |      |       |      |       |    |   |    |     |     |     |
| Alabama     |       |       |      |       |      |       |    |   |    |     |     |     |

**POWELL'S MISCELLANEOUS STATS**

|                    | 2020-21 | Career |
|--------------------|---------|--------|
| Games with 10+ Pts | 4       | 4      |
| Games with 20+ Pts | 2       | 2      |
| Games 5+ 3s        | 1       | 1      |
| Games with 5+ Reb  | 7       | 7      |
| Games with 10+ Reb | 0       | 0      |
| Games with 5+ Ast  | 5       | 5      |
| Games with 10+ Ast | 0       | 0      |
| Games with 5+ Blk  | 0       | 0      |
| Games with 5+ Stl  | 0       | 0      |
| Double-Doubles     | 0       | 0      |

**POWELL'S CAREER STATISTICS**

| Year    | GP-GS | Min-Avg | FG-FGA | Pct  | 3FG-A | Pct  | FT-FTA | Pct  | Off-Def-Tot--Avg | PF-FO | Ast | TO | Blk | Stl | Pts | Avg  |
|---------|-------|---------|--------|------|-------|------|--------|------|------------------|-------|-----|----|-----|-----|-----|------|
| 2020-21 | 10-7  | 27.5    | 36-84  | .429 | 19-43 | .442 | 26-34  | .765 | 9-52-61--6.1     | 11-0  | 47  | 26 | 0   | 9   | 117 | 11.7 |
| TOTAL   | 10-7  | 27.5    | 36-84  | .429 | 19-43 | .442 | 26-34  | .765 | 9-52-61--6.1     | 11-0  | 47  | 26 | 0   | 9   | 117 | 11.7 |

35

**DEVAN CAMBRIDGE**

6-6 • 215  
So. • G  
Nashville, Tenn.  
(Hillcrest Prep)



**2020-21 (Sophomore):** Started team's first 11 games ... first player off the bench the last six games ... scored in double figures in seven games, including four of six games coming off the bench ... third on the team and tied for 18th in the SEC with 23 3-pointers made ... shooting 40.0 percent from 3 and 47.2 percent from the field in Auburn Arena ... posted first career double-double with 13 points and a career-high 10 rebounds against St. Joseph's on Nov. 26 ... blocked a career-high five shots in win over Georgia on Jan. 13 ... with Jaylin Williams, only set of teammates in Division I to block at least five shots in the same game this season.

**2019-20 (Freshman):** Averaged 4.2 points, 2.3 rebounds, 0.4 blocks and 0.4 steals in 13.2 minutes per game ... played in all 31 games off the bench ... led team in blocks and steals three times and scoring once ... played 10-plus minutes 17 times ... was team's second-best three-point shooter at 37 percent (27-of-73) ... scored career-high 26 points on 10-of-14 shooting vs. South Carolina (Jan. 22) ... 26 points were the most points scored by an Auburn freshman since Danjel Purifoy scored 27 points in back-to-back games in 2016 ... knocked down career-high seven 3-pointers en route to 21 points against LSU (Feb. 8) ... scored four or more points in 12 games and had at least eight points in four of his last eight games ... pulled down four or more rebounds in seven games with five heading into SEC play ... racked up a block or a steal 15 times ... named to AD Honor Roll after maintaining a 3.5 or higher combined GPA for the previous spring and fall semesters.

**HIGH SCHOOL AND PERSONAL DATA:** Labeled as a three-star by both Rivals and 247Sports ... tabbed as the No. 8 player in the state of Arizona by 247Sports ... averaged 13 points, 6.5 rebounds, 2.3 blocks and 1.7 steals in 22 games during senior season for Hillcrest Prep in Phoenix, Ariz ... Shot 49 percent from the field, including 38 percent from three ... played on the Nike EYBL circuit with Athletes of Tomorrow, averaging 15.1 points, 5.1 rebounds, 1.3 assists and 1.3 blocks per game in 13 games ... son of Desmond Cambridge and Teon Cotton ... has six siblings: Desmond Jr., Jalon, Jaloni, Jasiah, Jordyn and Kennedy ... father, Desmond Sr., was an all-conference player at Alabama A&M where he set the NCAA record for steals in a season with 160 - a record that still stands after the 2018-19 season - while also averaging 20.7 points per game ... brother, Desmond Jr., is a junior on the basketball team at Nevada ... enrolled in the College of Education.

**CAREER HIGHS**

|                        |                                   |
|------------------------|-----------------------------------|
| Points                 | 26 vs. South Carolina (1/22/20)   |
| Rebounds               | 10 vs. Saint Joseph's (11/26/20)  |
| Field Goals            | 10 vs. South Carolina (1/22/20)   |
| Field Goals Att.       | 14 vs. South Carolina (1/22/20)   |
| 3-Pt. Field Goals      | 7 vs. LSU (2/8/20)                |
| 3-Pt. Field Goals Att. | 11 vs. South Alabama (12/4/20)    |
| Free Throws            | 4 vs. Saint Joseph's (11/26/20)   |
| Free Throws Att.       | 8 vs. Saint Joseph's (11/26/20)   |
| Assists                | 2 (4x) last at Arkansas (1/20/21) |
| Blocks                 | 5 at Georgia (1/13/21)            |
| Steals                 | 3 (2x) last at Georgia (1/13/21)  |
| Minutes                | 32 at Ole Miss (1/6/21)           |

**2020-21 CAMBRIDGE GAME-BY-GAME**

| Opp.        | Start | Min. | FG-A | 3FG-A | FT-A | O-D-T  | PF | A | TO | BLK | STL | PTS |
|-------------|-------|------|------|-------|------|--------|----|---|----|-----|-----|-----|
| Saint Joe's | *     | 30   | 4-12 | 1-9   | 4-8  | 2-8-10 | 2  | 2 | 2  | 0   | 0   | 13  |
| Gonzaga     | *     | 21   | 2-8  | 2-5   | 0-0  | 0-1-1  | 1  | 1 | 3  | 0   | 3   | 6   |
| UCF         | *     | 18   | 2-9  | 0-3   | 0-2  | 2-2-4  | 0  | 1 | 2  | 0   | 0   | 4   |
| S. Alabama  | *     | 23   | 4-11 | 4-11  | 0-2  | 1-1-2  | 1  | 2 | 2  | 0   | 2   | 12  |
| Memphis     | *     | 21   | 2-7  | 0-4   | 0-1  | 1-0-1  | 2  | 0 | 1  | 0   | 0   | 4   |
| Texas So.   | *     | 26   | 2-7  | 1-5   | 3-7  | 0-3-3  | 2  | 0 | 0  | 0   | 0   | 8   |
| Troy        | *     | 19   | 2-6  | 2-4   | 0-0  | 0-1-1  | 1  | 0 | 1  | 0   | 0   | 6   |
| App. State  | *     | 15   | 0-4  | 0-4   | 0-0  | 2-2-4  | 1  | 0 | 1  | 0   | 0   | 0   |
| Arkansas    | *     | 21   | 5-6  | 5-6   | 0-0  | 0-4-4  | 3  | 0 | 0  | 0   | 1   | 15  |
| Texas A&M   | *     | 28   | 3-8  | 1-5   | 2-2  | 0-6-6  | 3  | 2 | 2  | 0   | 1   | 9   |
| Ole Miss    | *     | 32   | 2-10 | 0-5   | 0-0  | 2-3-5  | 2  | 1 | 2  | 0   | 1   | 4   |
| Alabama     |       | 25   | 4-6  | 1-3   | 1-1  | 0-2-2  | 3  | 1 | 2  | 1   | 0   | 10  |
| Georgia     |       | 26   | 6-10 | 1-4   | 1-1  | 2-2-4  | 1  | 1 | 4  | 5   | 3   | 14  |
| Kentucky    |       | 26   | 5-8  | 3-5   | 0-0  | 2-3-5  | 3  | 0 | 1  | 1   | 2   | 13  |
| Arkansas    |       | 24   | 0-3  | 0-3   | 1-2  | 0-1-1  | 1  | 2 | 1  | 0   | 0   | 1   |
| S. Carolina |       | 19   | 4-8  | 2-5   | 0-0  | 1-2-3  | 1  | 0 | 0  | 0   | 1   | 10  |
| Missouri    |       | 28   | 3-5  | 0-2   | 2-2  | 1-4-5  | 1  | 0 | 1  | 1   | 0   | 8   |
| Baylor      |       |      |      |       |      |        |    |   |    |     |     |     |
| Georgia     |       |      |      |       |      |        |    |   |    |     |     |     |
| Ole Miss    |       |      |      |       |      |        |    |   |    |     |     |     |
| Vanderbilt  |       |      |      |       |      |        |    |   |    |     |     |     |
| Kentucky    |       |      |      |       |      |        |    |   |    |     |     |     |
| Miss. State |       |      |      |       |      |        |    |   |    |     |     |     |
| LSU         |       |      |      |       |      |        |    |   |    |     |     |     |
| Florida     |       |      |      |       |      |        |    |   |    |     |     |     |
| Tennessee   |       |      |      |       |      |        |    |   |    |     |     |     |
| Alabama     |       |      |      |       |      |        |    |   |    |     |     |     |

**CAMBRIDGE'S MISCELLANEOUS STATS**

|                    | 2019-20 | 2020-21 | Career |
|--------------------|---------|---------|--------|
| Games with 10+ Pts | 4       | 7       | 11     |
| Games with 20+ Pts | 2       | 0       | 2      |
| Games 5+ 3s        | 2       | 1       | 3      |
| Games with 5+ Reb  | 3       | 5       | 8      |
| Games with 10+ Reb | 0       | 1       | 1      |
| Games with 5+ Ast  | 0       | 0       | 0      |
| Games with 10+ Ast | 0       | 0       | 0      |
| Games with 5+ Blk  | 0       | 1       | 1      |
| Games with 5+ Stl  | 0       | 0       | 0      |
| Double-Doubles     | 0       | 1       | 1      |

**CAMBRIDGE'S CAREER STATISTICS**

| Year    | GP-GS | Min-Avg  | FG-FGA | Pct  | 3FG-A  | Pct  | FT-FTA | Pct  | Off-Def-Tot--Avg | PF-FO | Ast | TO | Blk | Stl | Pts | Avg |
|---------|-------|----------|--------|------|--------|------|--------|------|------------------|-------|-----|----|-----|-----|-----|-----|
| 2019-20 | 31-0  | 408-13.2 | 49-115 | .426 | 27-79  | .342 | 5-18   | .278 | 20-51-71--2.3    | 34-0  | 4   | 22 | 11  | 12  | 130 | 4.2 |
| 2020-21 | 17-11 | 393-23.1 | 50-128 | .391 | 23-83  | .277 | 14-28  | .500 | 16-45-61--3.6    | 28-0  | 13  | 25 | 8   | 14  | 137 | 8.1 |
| TOTAL   | 48-11 | 801-16.7 | 99-243 | .407 | 50-162 | .309 | 19-46  | .413 | 36-96-132--2.8   | 62-0  | 17  | 47 | 19  | 26  | 267 | 5.6 |

44

**DYLAN CARDWELL**

6-11 • 250

Fr. • C

Augusta, Ga.

(McEachern HS)



**2020-21 (Freshman):** Appeared in all 167 games off the bench ... shooting 72.5 percent (29 of 40) from the field, which leads the team and is tops in the SEC among players who have attempted at least 40 shots ... scored career-high eight points twice this season, most recently at South Carolina on Jan. 23 ... leads the team with 31 offensive rebounds ... pulled down four-plus rebounds in 11 of team's 17 games, including a career-high eight boards against Kentucky on Jan. 16 ... ranked third among SEC freshmen with 13 blocks ... recorded career-high three steals vs. Georgia on Jan. 13 ... only freshman in the country shooting better than 70 percent with at least 60 rebounds and 10 blocks.

**HIGH SCHOOL AND PERSONAL:** Tabbed as a 4-star prospect by Rivals and a 3-star prospect by 247Sports and ESPN ... ranked 125th overall in the 2020 class by Rivals and 151st by 247Sports ... chosen as a top-15 player in the state of Georgia by 247Sports (13) and ESPN (14) ... listed as the No. 15 center by Rivals and the No. 25 center by 247Sports ... tabbed as the 56th-best player in his region by ESPN ... played two seasons at Oak Hill Academy (Va.) before transferring back to McEachern High School (Ga.) for senior season ... averaged 3.8 points and 3.8 rebounds, while shooting 68 percent from the floor as a junior ... on the AAU circuit, played for Athletes of Tomorrow ... averaged 6.7 points, 8.7 rebounds and 2.2 blocks per game on the Nike EYBL circuit ... at the 2019 Peach Jam, averaged 5.2 points, seven rebounds and 2.5 blocks per contest ... is the nephew of Auburn football's associate head coach and defensive line coach Rodney Garner.

**CAREER HIGHS**

|                        |                                    |
|------------------------|------------------------------------|
| Points                 | 8 (3x) last vs. Missouri (1/26/21) |
| Rebounds               | 8 vs. Kentucky (1/16/21)           |
| Field Goals            | 4 at South Carolina (1/23/21)      |
| Field Goals Att.       | 7 at South Carolina (1/23/21)      |
| 3-Pt. Field Goals      | -                                  |
| 3-Pt. Field Goals Att. | -                                  |
| Free Throws            | 6 vs. Missouri (1/26/21)           |
| Free Throws Att.       | 7 vs. Missouri (1/26/21)           |
| Assists                | 3 vs. Saint Joseph's (11/26/20)    |
| Blocks                 | 2 (4x) last vs. Alabama (1/9/21)   |
| Steals                 | 3 at Georgia (1/13/21)             |
| Minutes                | 26 vs. Alabama (1/9/21)            |

**2020-21 CARDWELL GAME-BY-GAME**

| Opp.        | Start | Min. | FG-A | 3FG-A | FT-A | O-D-T | PF | A | TO | BLK | STL | PTS |
|-------------|-------|------|------|-------|------|-------|----|---|----|-----|-----|-----|
| Saint Joe's |       | 11   | 0-0  | 0-0   | 0-0  | 3-1-4 | 3  | 3 | 3  | 1   | 0   | 0   |
| Gonzaga     |       | 14   | 0-0  | 0-0   | 0-0  | 1-3-4 | 2  | 1 | 1  | 2   | 1   | 0   |
| UCF         |       | 15   | 3-4  | 0-0   | 0-0  | 1-0-1 | 3  | 0 | 4  | 2   | 0   | 6   |
| S. Alabama  |       | 11   | 0-0  | 0-0   | 0-0  | 1-5-6 | 0  | 1 | 2  | 0   | 0   | 0   |
| Memphis     |       | 15   | 1-2  | 0-0   | 0-2  | 4-1-5 | 2  | 0 | 1  | 0   | 0   | 2   |
| Texas So.   |       | 18   | 1-2  | 0-0   | 1-2  | 4-3-7 | 1  | 1 | 1  | 1   | 0   | 3   |
| Troy        |       | 21   | 2-2  | 0-0   | 4-6  | 0-1-1 | 0  | 0 | 0  | 0   | 1   | 8   |
| App. State  |       | 16   | 3-4  | 0-0   | 0-0  | 3-2-5 | 4  | 1 | 1  | 2   | 1   | 6   |
| Arkansas    |       | 16   | 2-3  | 0-0   | 0-0  | 1-3-4 | 2  | 0 | 1  | 0   | 0   | 4   |
| Texas A&M   |       | 11   | 1-1  | 0-0   | 0-0  | 3-3-6 | 3  | 0 | 1  | 0   | 0   | 2   |
| Ole Miss    |       | 16   | 2-2  | 0-0   | 1-2  | 1-4-5 | 1  | 0 | 1  | 0   | 0   | 5   |
| Alabama     |       | 26   | 2-4  | 0-0   | 2-2  | 1-3-4 | 1  | 0 | 2  | 2   | 1   | 6   |
| Georgia     |       | 14   | 3-3  | 0-0   | 0-0  | 1-0-1 | 4  | 0 | 4  | 1   | 3   | 6   |
| Kentucky    |       | 22   | 2-2  | 0-0   | 0-1  | 4-4-8 | 3  | 0 | 2  | 0   | 1   | 4   |
| Arkansas    |       | 12   | 2-2  | 0-0   | 0-0  | 1-0-1 | 2  | 0 | 2  | 1   | 0   | 4   |
| S. Carolina |       | 12   | 4-7  | 0-0   | 0-0  | 2-0-2 | 1  | 0 | 2  | 0   | 0   | 8   |
| Missouri    |       | 19   | 1-2  | 0-0   | 6-7  | 0-3-3 | 4  | 1 | 1  | 1   | 0   | 8   |
| Baylor      |       |      |      |       |      |       |    |   |    |     |     |     |
| Georgia     |       |      |      |       |      |       |    |   |    |     |     |     |
| Ole Miss    |       |      |      |       |      |       |    |   |    |     |     |     |
| Vanderbilt  |       |      |      |       |      |       |    |   |    |     |     |     |
| Kentucky    |       |      |      |       |      |       |    |   |    |     |     |     |
| Miss. State |       |      |      |       |      |       |    |   |    |     |     |     |
| LSU         |       |      |      |       |      |       |    |   |    |     |     |     |
| Florida     |       |      |      |       |      |       |    |   |    |     |     |     |
| Tennessee   |       |      |      |       |      |       |    |   |    |     |     |     |
| Alabama     |       |      |      |       |      |       |    |   |    |     |     |     |

**CARDWELL'S MISCELLANEOUS STATS**

|                    | 2020-21 | Career |
|--------------------|---------|--------|
| Games with 10+ Pts | 0       | 0      |
| Games with 20+ Pts | 0       | 0      |
| Games 5+ 3s        | 0       | 0      |
| Games with 5+ Reb  | 7       | 7      |
| Games with 10+ Reb | 0       | 0      |
| Games with 5+ Ast  | 0       | 0      |
| Games with 10+ Ast | 0       | 0      |
| Games with 5+ Blk  | 0       | 0      |
| Games with 5+ Stl  | 0       | 0      |
| Double-Doubles     | 0       | 0      |

**CARDWELL'S CAREER STATISTICS**

| Year    | GP-GS | Min-Avg  | FG-FGA | Pct  | 3FG-A | Pct  | FT-FTA | Pct  | Off-Def-Tot--Avg | PF-FO | Ast | TO | Blk | Stl | Pts | Avg |
|---------|-------|----------|--------|------|-------|------|--------|------|------------------|-------|-----|----|-----|-----|-----|-----|
| 2020-21 | 17-0  | 264-15.5 | 29-40  | .725 | 0-0   | .000 | 14-22  | .636 | 31-36-67--3.9    | 36-0  | 8   | 29 | 13  | 8   | 72  | 4.2 |
| TOTAL   | 17-0  | 264-15.5 | 29-40  | .725 | 0-0   | .000 | 14-22  | .636 | 31-36-67--3.9    | 36-0  | 8   | 29 | 13  | 8   | 72  | 4.2 |

SEASON STATS



2020-21 Auburn Men's Basketball  
Combined Team Statistics  
All games

Game Records

| Record         | Overall | Home | Away | Neutral |
|----------------|---------|------|------|---------|
| ALL GAMES      | 10-7    | 6-2  | 2-4  | 2-1     |
| CONFERENCE     | 4-5     | 2-2  | 2-3  | 0-0     |
| NON-CONFERENCE | 6-2     | 4-0  | 0-1  | 2-1     |

Score by Periods

| Team      | 1st | 2nd | OT | TOT  |
|-----------|-----|-----|----|------|
| Auburn    | 633 | 694 | 12 | 1339 |
| Opponents | 593 | 663 | 7  | 1263 |

Team Box Score

| No.              | Player               | Total     |             |      | 3-Point         |             | F-Throw        |             | Rebounds       |             |            |            | Other Stats |             |            |           |            |            |            |            |             |             |
|------------------|----------------------|-----------|-------------|------|-----------------|-------------|----------------|-------------|----------------|-------------|------------|------------|-------------|-------------|------------|-----------|------------|------------|------------|------------|-------------|-------------|
|                  |                      | GP-GS     | MIN         | AVG  | FG-FGA          | FG%         | 3FG-FGA        | 3FG%        | FT-FTA         | FT%         | OFF        | DEF        | TOT         | AVG         | PF         | DQ        | A          | TO         | BLK        | STL        | PTS         | AVG         |
| 2                | COOPER, Sharife      | 6-6       | 192:43      | 32.1 | 38-95           | .400        | 5-27           | .185        | 53-66          | .803        | 4          | 26         | 30          | 5.0         | 16         | 0         | 52         | 24         | 2          | 6          | 134         | 22.3        |
| 22               | FLANIGAN, Allen      | 17-17     | 502:35      | 29.6 | 78-161          | .484        | 32-85          | .376        | 54-67          | .806        | 21         | 68         | 89          | 5.2         | 40         | 0         | 48         | 52         | 5          | 15         | 242         | 14.2        |
| 24               | POWELL, Justin       | 10-7      | 275:11      | 27.5 | 36-84           | .429        | 19-43          | .442        | 26-34          | .765        | 9          | 52         | 61          | 6.1         | 11         | 0         | 47         | 26         | 0          | 9          | 117         | 11.7        |
| 23               | WILLIAMS, Jaylin     | 17-17     | 431:05      | 25.4 | 68-133          | .511        | 19-53          | .358        | 16-30          | .533        | 17         | 59         | 76          | 4.5         | 45         | 0         | 42         | 34         | 24         | 16         | 171         | 10.1        |
| 1                | JOHNSON, Jamal       | 17-7      | 419:26      | 24.7 | 51-140          | .364        | 33-98          | .337        | 21-30          | .700        | 8          | 30         | 38          | 2.2         | 34         | 0         | 12         | 10         | 3          | 12         | 156         | 9.2         |
| 10               | THOR, JT             | 17-17     | 366:42      | 21.6 | 49-112          | .438        | 13-43          | .302        | 44-60          | .733        | 24         | 52         | 76          | 4.5         | 36         | 1         | 15         | 25         | 20         | 16         | 155         | 9.1         |
| 35               | CAMBRIDGE, Devan     | 17-11     | 394:41      | 23.2 | 50-128          | .391        | 23-83          | .277        | 14-28          | .500        | 16         | 45         | 61          | 3.6         | 28         | 0         | 13         | 25         | 8          | 14         | 137         | 8.1         |
| 44               | CARDWELL, Dylan      | 17-0      | 263:08      | 15.5 | 29-40           | .725        | 0-0            | .000        | 14-22          | .636        | 31         | 36         | 67          | 3.9         | 36         | 0         | 8          | 29         | 13         | 8          | 72          | 4.2         |
| 5                | MOORE, Chris         | 15-0      | 169:49      | 11.3 | 20-32           | .625        | 4-9            | .444        | 7-12           | .583        | 17         | 12         | 29          | 1.9         | 15         | 0         | 5          | 11         | 2          | 5          | 51          | 3.4         |
| 0                | JONES, Tyrell        | 7-3       | 79:56       | 11.4 | 6-24            | .250        | 3-13           | .231        | 8-12           | .667        | 0          | 9          | 9           | 1.3         | 9          | 0         | 8          | 14         | 1          | 4          | 23          | 3.3         |
| 13               | AKINGBOLA, Babatunde | 17-0      | 219:46      | 12.9 | 18-31           | .581        | 1-4            | .250        | 8-19           | .421        | 20         | 24         | 44          | 2.6         | 33         | 0         | 4          | 12         | 23         | 7          | 45          | 2.6         |
| 12               | BERMAN, Lior         | 5-0       | 16:38       | 3.3  | 3-8             | .375        | 3-7            | .429        | 0-0            | .000        | 0          | 1          | 1           | 0.2         | 0          | 0         | 0          | 0          | 0          | 0          | 9           | 1.8         |
| 4                | FRANKLIN, Javon      | 14-0      | 78:03       | 5.6  | 9-18            | .500        | 2-4            | .500        | 0-3            | .000        | 5          | 14         | 19          | 1.4         | 7          | 0         | 3          | 6          | 5          | 1          | 20          | 1.4         |
| 25               | LEOPARD, Chandler    | 3-0       | 04:18       | 1.4  | 1-2             | .500        | 1-2            | .500        | 0-0            | .000        | 1          | 0          | 1           | 0.3         | 0          | 0         | 0          | 0          | 0          | 0          | 3           | 1.0         |
| 33               | MAASDORP, Chase      | 3-0       | 03:12       | 1.1  | 1-1             | 1.000       | 0-0            | .000        | 0-0            | .000        | 0          | 2          | 2           | 0.7         | 0          | 0         | 1          | 0          | 0          | 0          | 2           | 0.7         |
| 14               | COOK, Preston        | 4-0       | 07:49       | 2.0  | 1-2             | .500        | 0-0            | .000        | 0-0            | .000        | 0          | 1          | 1           | 0.3         | 1          | 0         | 2          | 2          | 0          | 1          | 2           | 0.5         |
| Team             |                      |           |             |      |                 |             |                |             |                |             | 32         | 32         | 64          |             |            |           |            | 14         |            |            |             |             |
| <b>Total</b>     |                      | <b>17</b> | <b>3425</b> |      | <b>458-1011</b> | <b>.453</b> | <b>158-471</b> | <b>.335</b> | <b>265-383</b> | <b>.692</b> | <b>205</b> | <b>463</b> | <b>668</b>  | <b>39.3</b> | <b>311</b> | <b>1</b>  | <b>260</b> | <b>284</b> | <b>106</b> | <b>114</b> | <b>1339</b> | <b>78.8</b> |
| <b>Opponents</b> |                      | <b>17</b> | <b>3425</b> |      | <b>453-1058</b> | <b>.428</b> | <b>114-380</b> | <b>.300</b> | <b>243-351</b> | <b>.692</b> | <b>198</b> | <b>399</b> | <b>597</b>  | <b>35.1</b> | <b>353</b> | <b>14</b> | <b>211</b> | <b>250</b> | <b>54</b>  | <b>155</b> | <b>1263</b> | <b>74.3</b> |

Team Statistics

|                        | AUB             | OPP             |
|------------------------|-----------------|-----------------|
| <b>Scoring</b>         | <b>1339</b>     | <b>1263</b>     |
| Points per game        | 78.8            | 74.3            |
| Scoring margin         | +4.5            | -               |
| <b>Field goals-att</b> | <b>458-1011</b> | <b>453-1058</b> |
| Field goal pct         | .453            | .428            |
| <b>3 point fg-att</b>  | <b>158-471</b>  | <b>114-380</b>  |
| 3-point FG pct         | .335            | .300            |
| 3-pt FG made per game  | 9.3             | 6.7             |
| <b>Free throws-att</b> | <b>265-383</b>  | <b>243-351</b>  |
| Free throw pct         | .692            | .692            |
| F-Throws made per game | 15.6            | 14.3            |
| <b>Rebounds</b>        | <b>668</b>      | <b>597</b>      |
| Rebounds per game      | 39.3            | 35.1            |
| Rebounding margin      | +4.2            | -               |
| <b>Assists</b>         | <b>260</b>      | <b>211</b>      |
| Assists per game       | 15.3            | 12.4            |
| <b>Turnovers</b>       | <b>284</b>      | <b>250</b>      |
| Turnovers per game     | 16.7            | 14.7            |
| Turnover margin        | -2.0            | -               |
| Assist/turnover ratio  | 0.9             | 0.8             |
| <b>Steals</b>          | <b>114</b>      | <b>155</b>      |
| Steals per game        | 6.7             | 9.1             |
| <b>Blocks</b>          | <b>106</b>      | <b>54</b>       |
| Blocks per game        | 6.2             | 3.2             |
| <b>Winning streak</b>  | <b>2</b>        | <b>-</b>        |
| Home win streak        | 2               | -               |
| <b>Attendance</b>      | <b>14592</b>    | <b>12992</b>    |
| Home games-Avg/Game    | 8-1824          | 6-2165          |
| Neutral site-Avg/Game  | -               | 3-162           |

Team Results

| Date       | Opponent          | Score     | Att. |
|------------|-------------------|-----------|------|
| 11/26/2020 | vs Saint Joseph's | Wot 96-91 | 198  |
| 11/27/2020 | vs Gonzaga        | L 67-90   | 288  |
| 11/30/2020 | at UCF            | L 55-63   | 1944 |
| 12/04/2020 | South Alabama     | W 90-81   | 1824 |
| 12/12/2020 | vs Memphis        | W 74-71   | 0    |
| 12/15/2020 | Texas Southern    | W 80-63   | 1824 |
| 12/19/2020 | Troy              | W 77-41   | 1824 |
| 12/22/2020 | Appalachian St.   | W 67-53   | 1824 |
| 12/30/2020 | Arkansas          | L 85-97   | 1824 |
| 01/02/2021 | at Texas A&M      | L 66-68   | 907  |
| 01/06/2021 | at Ole Miss       | L 61-72   | 853  |
| 01/09/2021 | Alabama           | L 90-94   | 1824 |
| 01/13/2021 | at Georgia        | W 95-77   | 1638 |
| 01/16/2021 | Kentucky          | W 66-59   | 1824 |
| 01/20/2021 | at Arkansas       | L 73-75   | 4400 |
| 01/23/2021 | at South Carolina | W 109-86  | 3250 |
| 01/26/2021 | Missouri          | W 88-82   | 1824 |



## SEC STATS



2020-21 Auburn Men's Basketball  
Combined Team Statistics  
In Conference games

Page 1/1  
as of Jan 27, 2021

## Game Records

| Record         | Overall | Home | Away | Neutral |
|----------------|---------|------|------|---------|
| ALL GAMES      | 4-5     | 2-2  | 2-3  | 0-0     |
| CONFERENCE     | 4-5     | 2-2  | 2-3  | 0-0     |
| NON-CONFERENCE | 0-0     | 0-0  | 0-0  | 0-0     |

## Score by Periods

| Team      | 1st | 2nd | OT | TOT |
|-----------|-----|-----|----|-----|
| Auburn    | 333 | 400 | 0  | 733 |
| Opponents | 327 | 383 | 0  | 710 |

## Team Box Score

| No.              | Player               | Total    |             |      | 3-Point        |             | F-Throw       |             | Rebounds       |             |            |            | Other Stats |             |            |          |            |            |           |           |            |             |
|------------------|----------------------|----------|-------------|------|----------------|-------------|---------------|-------------|----------------|-------------|------------|------------|-------------|-------------|------------|----------|------------|------------|-----------|-----------|------------|-------------|
|                  |                      | GP-GS    | MIN         | AVG  | FG-FGA         | FG%         | 3FG-FGA       | 3FG%        | FT-FTA         | FT%         | OFF        | DEF        | TOT         | AVG         | PF         | DQ       | A          | TO         | BLK       | STL       | PTS        | AVG         |
| 2                | COOPER, Sharife      | 6-6      | 192:43      | 32.1 | 38-95          | .400        | 5-27          | .185        | 53-66          | .803        | 4          | 26         | 30          | 5.0         | 16         | 0        | 52         | 24         | 2         | 6         | 134        | 22.3        |
| 22               | FLANIGAN, Allen      | 9-9      | 273:52      | 30.4 | 42-91          | .462        | 16-44         | .364        | 32-36          | .889        | 12         | 42         | 54          | 6.0         | 23         | 0        | 28         | 36         | 3         | 10        | 132        | 14.7        |
| 10               | THOR, JT             | 9-9      | 207:54      | 23.1 | 30-67          | .448        | 8-23          | .348        | 26-36          | .722        | 15         | 38         | 53          | 5.9         | 20         | 0        | 7          | 9          | 15        | 10        | 94         | 10.4        |
| 1                | JOHNSON, Jamal       | 9-7      | 244:57      | 27.2 | 30-81          | .370        | 20-54         | .370        | 10-12          | .833        | 3          | 16         | 19          | 2.1         | 20         | 0        | 4          | 5          | 3         | 9         | 90         | 10.0        |
| 23               | WILLIAMS, Jaylin     | 9-9      | 227:16      | 25.3 | 32-66          | .485        | 12-29         | .414        | 9-14           | .643        | 7          | 25         | 32          | 3.6         | 25         | 0        | 22         | 19         | 13        | 7         | 85         | 9.4         |
| 35               | CAMBRIDGE, Devan     | 9-3      | 224:54      | 25.0 | 32-64          | .500        | 13-38         | .342        | 7-8            | .875        | 8          | 27         | 35          | 3.9         | 18         | 0        | 7          | 13         | 8         | 9         | 84         | 9.3         |
| 44               | CARDWELL, Dylan      | 9-0      | 146:06      | 16.2 | 19-26          | .731        | 0-0           | .000        | 9-12           | .750        | 14         | 20         | 34          | 3.8         | 21         | 0        | 1          | 16         | 5         | 5         | 47         | 5.2         |
| 5                | MOORE, Chris         | 7-0      | 79:03       | 11.3 | 8-12           | .667        | 3-4           | .750        | 3-5            | .600        | 5          | 4          | 9           | 1.3         | 4          | 0        | 3          | 2          | 0         | 0         | 22         | 3.1         |
| 24               | POWELL, Justin       | 2-2      | 53:18       | 26.7 | 1-13           | .077        | 0-6           | .000        | 4-5            | .800        | 3          | 7          | 10          | 5.0         | 2          | 0        | 11         | 8          | 0         | 4         | 6          | 3.0         |
| 12               | BERMAN, Lior         | 2-0      | 08:57       | 4.5  | 2-5            | .400        | 2-4           | .500        | 0-0            | .000        | 0          | 1          | 1           | 0.5         | 0          | 0        | 0          | 0          | 0         | 0         | 6          | 3.0         |
| 13               | AKINGBOLA, Babatunde | 9-0      | 88:02       | 9.8  | 8-11           | .727        | 0-1           | .000        | 1-5            | .200        | 7          | 14         | 21          | 2.3         | 18         | 0        | 0          | 6          | 15        | 2         | 17         | 1.9         |
| 4                | FRANKLIN, Javon      | 9-0      | 50:12       | 5.6  | 7-15           | .467        | 2-4           | .500        | 0-2            | .000        | 3          | 9          | 12          | 1.3         | 3          | 0        | 2          | 5          | 3         | 0         | 16         | 1.8         |
| 14               | COOK, Preston        | 1-0      | 02:47       | 2.8  | 0-0            | .000        | 0-0           | .000        | 0-0            | .000        | 0          | 0          | 0           | 0.0         | 0          | 0        | 2          | 1          | 0         | 0         | 0          | 0.0         |
| Team             |                      |          |             |      |                |             |               |             |                |             | 18         | 19         | 37          |             |            |          |            | 7          |           |           |            |             |
| <b>Total</b>     |                      | <b>9</b> | <b>1800</b> |      | <b>249-546</b> | <b>.456</b> | <b>81-234</b> | <b>.346</b> | <b>154-201</b> | <b>.766</b> | <b>99</b>  | <b>248</b> | <b>347</b>  | <b>38.6</b> | <b>170</b> | <b>0</b> | <b>139</b> | <b>151</b> | <b>67</b> | <b>62</b> | <b>733</b> | <b>81.4</b> |
| <b>Opponents</b> |                      | <b>9</b> | <b>1800</b> |      | <b>252-586</b> | <b>.430</b> | <b>62-202</b> | <b>.307</b> | <b>144-205</b> | <b>.702</b> | <b>117</b> | <b>215</b> | <b>332</b>  | <b>36.9</b> | <b>181</b> | <b>9</b> | <b>112</b> | <b>131</b> | <b>41</b> | <b>93</b> | <b>710</b> | <b>78.9</b> |

## Team Statistics

|                        | AUB            | OPP            |
|------------------------|----------------|----------------|
| <b>Scoring</b>         | <b>733</b>     | <b>710</b>     |
| Points per game        | 81.4           | 78.9           |
| Scoring margin         | +2.6           | -              |
| <b>Field goals-att</b> | <b>249-546</b> | <b>252-586</b> |
| Field goal pct         | .456           | .430           |
| <b>3 point fg-att</b>  | <b>81-234</b>  | <b>62-202</b>  |
| 3-point FG pct         | .346           | .307           |
| 3-pt FG made per game  | 9.0            | 6.9            |
| <b>Free throws-att</b> | <b>154-201</b> | <b>144-205</b> |
| Free throw pct         | .766           | .702           |
| F-Throws made per game | 17.1           | 16.0           |
| <b>Rebounds</b>        | <b>347</b>     | <b>332</b>     |
| Rebounds per game      | 38.6           | 36.9           |
| Rebounding margin      | +1.7           | -              |
| <b>Assists</b>         | <b>139</b>     | <b>112</b>     |
| Assists per game       | 15.4           | 12.4           |
| <b>Turnovers</b>       | <b>151</b>     | <b>131</b>     |
| Turnovers per game     | 16.8           | 14.6           |
| Turnover margin        | -2.2           | -              |
| Assist/turnover ratio  | 0.9            | 0.9            |
| <b>Steals</b>          | <b>62</b>      | <b>93</b>      |
| Steals per game        | 6.9            | 10.3           |
| <b>Blocks</b>          | <b>67</b>      | <b>41</b>      |
| Blocks per game        | 7.4            | 4.6            |
| <b>Winning streak</b>  | <b>2</b>       | <b>-</b>       |
| Home win streak        | 2              | -              |
| <b>Attendance</b>      | <b>7296</b>    | <b>11048</b>   |
| Home games-Avg/Game    | 4-1824         | 5-2210         |
| Neutral site-Avg/Game  | -              | 0-0            |

## Team Results

| Date       | Opponent          |   | Score  | Att. |
|------------|-------------------|---|--------|------|
| 12/30/2020 | Arkansas          | L | 85-97  | 1824 |
| 01/02/2021 | at Texas A&M      | L | 66-68  | 907  |
| 01/06/2021 | at Ole Miss       | L | 61-72  | 853  |
| 01/09/2021 | Alabama           | L | 90-94  | 1824 |
| 01/13/2021 | at Georgia        | W | 95-77  | 1638 |
| 01/16/2021 | Kentucky          | W | 66-59  | 1824 |
| 01/20/2021 | at Arkansas       | L | 73-75  | 4400 |
| 01/23/2021 | at South Carolina | W | 109-86 | 3250 |
| 01/26/2021 | Missouri          | W | 88-82  | 1824 |

## LAST 5 GAMES



2020-21 Auburn Men's Basketball  
Combined Team Statistics  
Specific games

Page 1/1  
as of Jan 27, 2021

## Game Records

| Record         | Overall | Home | Away | Neutral |
|----------------|---------|------|------|---------|
| ALL GAMES      | 4-1     | 2-0  | 2-1  | 0-0     |
| CONFERENCE     | 4-1     | 2-0  | 2-1  | 0-0     |
| NON-CONFERENCE | 0-0     | 0-0  | 0-0  | 0-0     |

## Score by Periods

| Team      | 1st | 2nd | OT | TOT |
|-----------|-----|-----|----|-----|
| Auburn    | 205 | 226 | 0  | 431 |
| Opponents | 167 | 212 | 0  | 379 |

## Team Box Score

| No.              | Player               | Total    |             |      | 3-Point        |             | F-Throw       |             | Rebounds       |             |           |            | Other      |             |            |          |           |           |           |           |            |             |
|------------------|----------------------|----------|-------------|------|----------------|-------------|---------------|-------------|----------------|-------------|-----------|------------|------------|-------------|------------|----------|-----------|-----------|-----------|-----------|------------|-------------|
|                  |                      | GP-GS    | MIN         | AVG  | FG-FGA         | FG%         | 3FG-FGA       | 3FG%        | FT-FTA         | FT%         | OFF       | DEF        | TOT        | AVG         | PF         | DQ       | A         | TO        | BLK       | STL       | PTS        | AVG         |
| 2                | COOPER, Sharife      | 5-5      | 159:51      | 32.0 | 30-76          | .395        | 4-20          | .200        | 44-56          | .786        | 3         | 23         | 26         | 5.2         | 13         | 0        | 43        | 19        | 2         | 3         | 108        | 21.6        |
| 22               | FLANIGAN, Allen      | 5-5      | 139:27      | 27.9 | 22-49          | .449        | 6-20          | .300        | 24-26          | .923        | 5         | 22         | 27         | 5.4         | 16         | 0        | 12        | 14        | 1         | 5         | 74         | 14.8        |
| 10               | THOR, JT             | 5-5      | 112:56      | 22.6 | 17-39          | .436        | 6-15          | .400        | 15-20          | .750        | 8         | 23         | 31         | 6.2         | 12         | 0        | 1         | 6         | 9         | 5         | 55         | 11.0        |
| 35               | CAMBRIDGE, Devan     | 5-0      | 120:58      | 24.2 | 18-34          | .529        | 6-19          | .316        | 4-5            | .800        | 6         | 12         | 18         | 3.6         | 7          | 0        | 3         | 7         | 7         | 6         | 46         | 9.2         |
| 23               | WILLIAMS, Jaylin     | 5-5      | 127:29      | 25.5 | 17-35          | .486        | 3-10          | .300        | 4-6            | .667        | 4         | 19         | 23         | 4.6         | 13         | 0        | 9         | 5         | 11        | 3         | 41         | 8.2         |
| 44               | CARDWELL, Dylan      | 5-0      | 77:18       | 15.5 | 12-16          | .750        | 0-0           | .000        | 6-8            | .750        | 8         | 7          | 15         | 3.0         | 14         | 0        | 1         | 11        | 3         | 4         | 30         | 6.0         |
| 12               | BERMAN, Lior         | 1-0      | 04:32       | 4.5  | 2-4            | .500        | 2-4           | .500        | 0-0            | .000        | 0         | 1          | 1          | 1.0         | 0          | 0        | 0         | 0         | 0         | 0         | 6          | 6.0         |
| 1                | JOHNSON, Jamal       | 5-5      | 137:35      | 27.5 | 10-34          | .294        | 5-20          | .250        | 3-4            | .750        | 2         | 10         | 12         | 2.4         | 10         | 0        | 2         | 2         | 2         | 3         | 28         | 5.6         |
| 5                | MOORE, Chris         | 3-0      | 34:53       | 11.6 | 6-8            | .750        | 3-3           | 1.000       | 1-3            | .333        | 4         | 1          | 5          | 1.7         | 2          | 0        | 2         | 0         | 0         | 0         | 16         | 5.3         |
| 4                | FRANKLIN, Javon      | 5-0      | 31:20       | 6.3  | 7-10           | .700        | 2-3           | .667        | 0-0            | .000        | 3         | 7          | 10         | 2.0         | 3          | 0        | 0         | 5         | 2         | 0         | 16         | 3.2         |
| 13               | AKINGBOLA, Babatunde | 5-0      | 50:55       | 10.2 | 5-7            | .714        | 0-1           | .000        | 1-3            | .333        | 6         | 11         | 17         | 3.4         | 10         | 0        | 0         | 4         | 10        | 2         | 11         | 2.2         |
| 14               | COOK, Preston        | 1-0      | 02:47       | 2.8  | 0-0            | .000        | 0-0           | .000        | 0-0            | .000        | 0         | 0          | 0          | 0.0         | 0          | 0        | 2         | 1         | 0         | 0         | 0          | 0.0         |
| Team             |                      |          |             |      |                |             |               |             |                |             | 10        | 12         | 22         |             |            |          | 4         |           |           |           |            |             |
| <b>Total</b>     |                      | <b>5</b> | <b>1000</b> |      | <b>146-312</b> | <b>.468</b> | <b>37-115</b> | <b>.322</b> | <b>102-131</b> | <b>.779</b> | <b>59</b> | <b>148</b> | <b>207</b> | <b>41.4</b> | <b>100</b> | <b>0</b> | <b>75</b> | <b>78</b> | <b>47</b> | <b>31</b> | <b>431</b> | <b>86.2</b> |
| <b>Opponents</b> |                      | <b>5</b> | <b>1000</b> |      | <b>138-333</b> | <b>.414</b> | <b>27-91</b>  | <b>.297</b> | <b>76-121</b>  | <b>.628</b> | <b>71</b> | <b>114</b> | <b>185</b> | <b>37.0</b> | <b>112</b> | <b>7</b> | <b>57</b> | <b>74</b> | <b>25</b> | <b>47</b> | <b>379</b> | <b>75.8</b> |

## Team Statistics

|                        | AUB            | OPP            |
|------------------------|----------------|----------------|
| <b>Scoring</b>         | <b>431</b>     | <b>379</b>     |
| Points per game        | 86.2           | 75.8           |
| Scoring margin         | +10.4          | -              |
| <b>Field goals-att</b> | <b>146-312</b> | <b>138-333</b> |
| Field goal pct         | .468           | .414           |
| <b>3 point fg-att</b>  | <b>37-115</b>  | <b>27-91</b>   |
| 3-point FG pct         | .322           | .297           |
| 3-pt FG made per game  | 7.4            | 5.4            |
| <b>Free throws-att</b> | <b>102-131</b> | <b>76-121</b>  |
| Free throw pct         | .779           | .628           |
| F-Throws made per game | 20.4           | 15.2           |
| <b>Rebounds</b>        | <b>207</b>     | <b>185</b>     |
| Rebounds per game      | 41.4           | 37.0           |
| Rebounding margin      | +4.4           | -              |
| <b>Assists</b>         | <b>75</b>      | <b>57</b>      |
| Assists per game       | 15.0           | 11.4           |
| <b>Turnovers</b>       | <b>78</b>      | <b>74</b>      |
| Turnovers per game     | 15.6           | 14.8           |
| Turnover margin        | -0.8           | -              |
| Assist/turnover ratio  | 1.0            | 0.8            |
| <b>Steals</b>          | <b>31</b>      | <b>47</b>      |
| Steals per game        | 6.2            | 9.4            |
| <b>Blocks</b>          | <b>47</b>      | <b>25</b>      |
| Blocks per game        | 9.4            | 5.0            |
| <b>Winning streak</b>  | <b>2</b>       | <b>-</b>       |
| Home win streak        | 2              | -              |
| <b>Attendance</b>      | <b>3648</b>    | <b>9288</b>    |
| Home games-Avg/Game    | 2-1824         | 3-3096         |
| Neutral site-Avg/Game  | -              | 0-0            |

## Team Results

| Date       | Opponent          |   | Score  | Att. |
|------------|-------------------|---|--------|------|
| 01/13/2021 | at Georgia        | W | 95-77  | 1638 |
| 01/16/2021 | Kentucky          | W | 66-59  | 1824 |
| 01/20/2021 | at Arkansas       | L | 73-75  | 4400 |
| 01/23/2021 | at South Carolina | W | 109-86 | 3250 |
| 01/26/2021 | Missouri          | W | 88-82  | 1824 |