



2021 AUBURN BASEBALL

AUBURN ATHLETICS COMMUNICATIONS: 392 SOUTH DONAHUE DRIVE || AUBURN, AL 36849 || AUBURNTIGERS.COM || @AUBURN_BASEBALL

2021 SCHEDULE

Day	Date	Opponent	Time/Result
FRI	FEB. 19	PRESBYTERIAN	W, 14-3
SAT	FEB. 20	PRESBYTERIAN	W, 6-1
SUN	FEB. 21	PRESBYTERIAN	W, 2-1 (10)
TUE	FEB. 23	ALABAMA A&M	W, 18-2 (7)
WED	FEB. 24	ALABAMA A&M	W, 33-0
Fri	Feb. 26	vs. #25 Oklahoma	L, 3-4 (10)
Sat	Feb. 27	vs. Baylor	L, 6-12
Sun	Feb. 28	vs. Texas A&M	W, 6-1
TUE	MAR. 2	JACKSONVILLE STATE	PPD
FRI	MAR. 5	#18 BOSTON COLLEGE	L, 2-8
SAT	MAR. 6	#18 BOSTON COLLEGE	W, 16-1
SUN	MAR. 7	#18 BOSTON COLLEGE	L, 9-11 (10)
Tue	Mar. 9	at UAB	W, 6-5
FRI	MAR. 12	LITTLE ROCK	W, 7-0
SAT	MAR. 13	LITTLE ROCK	W, 6-0
SUN	MAR. 14	LITTLE ROCK	L, 6-12
Tue	Mar. 16	at Lipscomb	W, 9-7
Fri	Mar. 19	at #4 Ole Miss*	L, 0-1
Sat	Mar. 20	at #4 Ole Miss*	L, 5-6
Sun	Mar. 21	at #4 Ole Miss*	L, 11-19
Tue	Mar. 23	vs. South Alabama	PPD
FRI	MAR. 26	KENTUCKY*	L, 6-8 (10)
SAT	MAR. 27	KENTUCKY* (DH)	L, 6-7
SAT	MAR. 27	KENTUCKY* (DH)	L, 4-6
Thu	Apr. 1	at #1 Arkansas*	W, 2-1
Fri	Apr. 2	at #1 Arkansas*	L, 5-6
Sat	Apr. 3	at #1 Arkansas*	L, 5-6 (10)
TUE	APR. 6	KENNESAW STATE	PPD
FRI	APR. 9	#4 MISSISSIPPI STATE*	L, 5-6
SAT	APR. 10	#4 MISSISSIPPI STATE*	L, 2-7
SUN	APR. 11	#4 MISSISSIPPI STATE*	L, 10-19
Tue	Apr. 13	at #20 Georgia Tech	W, 7-3
Thu	Apr. 15	at Alabama*	L, 7-8 (10)
Fri	Apr. 16	at Alabama*	W, 5-4
Sat	Apr. 17	at Alabama*	L, 9-10
TUE	APR. 20	SAMFORD	W, 6-4
WED	APR. 21	JACKSONVILLE STATE	W, 8-7 (10)
FRI	APR. 23	#10 FLORIDA*	L, 2-4
SUN	APR. 25	#10 FLORIDA* (DH)	W, 10-8 (7)
SUN	APR. 25	#10 FLORIDA* (DH)	L, 4-6 (7)
Thu	Apr. 29	at #20 Georgia*	6 pm
Fri	Apr. 30	at #20 Georgia*	6 pm
Sat	May 1	at #20 Georgia*	11 am
TUE	MAY 4	UAB	6 PM
THU	MAY 6	LSU*	6:30 PM
FRI	MAY 7	LSU*	7 PM
SAT	MAY 8	LSU*	2 PM
Tue	May 11	at Samford	6 pm
FRI	MAY 14	TEXAS A&M*	6 PM
SAT	MAY 15	TEXAS A&M*	2 PM
SUN	MAY 16	TEXAS A&M*	1 PM
TUE	MAY 18	NORTH ALABAMA	6 PM
Thu	May 20	at Missouri*	TBA
Fri	May 21	at Missouri*	TBA
Sat	May 22	at Missouri*	TBA

POSTSEASON

May 25-30	SEC Tournament	TBA
June 4-7	NCAA Regionals	TBA
June 11-14	NCAA Super Regionals	TBA
June 19-30	NCAA College World Series	TBA

Home games in **BOLD CAPS**

All home games at Plainsman Park | All times central



GAMES 38-40

ATHENS, GA. (Foley Field)



AUBURN TIGERS (17-20, 3-15 SEC)

Head Coach: Butch Thompson (Birmingham-Southern, 1992)

Career Record: 210-156 (7th season) | Record at Auburn: 171-135 (6th season)

VS



#20 GEORGIA BULLDOGS (26-14, 9-9 SEC)

Head Coach: Scott Stricklin (Kent State, 1995)

Career Record: 579-363-1 (17th season) | Record at UGA: 229-175-1 (7th season)

>> QUICK HITTERS

- Georgia represents Auburn's fifth ranked opponent in the first seven weeks of SEC play.
- Fifteen of Auburn's first 18 SEC games have been decided by two runs or less, including 10 games that have been decided by one run and three that have gone to extra innings.
- The Tigers rank third in the SEC and fifth in the country with 59 home runs.
- The team has homered in 17 of the last 20 games with multiple home runs in 11 of those contests.
- Seven players have five or more home runs for the first time in a season since 2010 (10).
- Tyler Miller's 12 home runs are the most by an Auburn player through 37 games since Brian Fletcher (12) in 2010 and his 49 RBI are the most since Joseph Sanders (51) in 2009.
- Jack Owen is 1-0 with a 3.21 ERA in his last two starts. He has turned in back-to-back quality outings and has 15 strikeouts with just one walk in 14.0 innings in the last two weeks.
- Georgia is Auburn's most-played opponent as the two teams have squared off 351 times in the series that dates back to 1896.

PITCHING MATCHUP

AUBURN		GEORGIA	
THU SR LHP Jack Owen	(1-2, 6.04)	vs. SR LHP Ryan Webb	(2-3, 3.42)
FRI JR RHP Richard Fitts	(0-3, 7.82)	vs. SO RHP Jonathan Cannon	(2-2, 4.25)
SAT TBA		vs. TBA	

GAME INFO

Date: Thursday-Saturday, Apr. 29-May 1, 2021
Game Time: 6 p.m. / 6 p.m. / 11 a.m.
Site: Athens, Ga. / Foley Field (2,760)
TV: SEC Network (Thu/Sat), SEC Network+ (Fri)
Talent: Dave Neal (pxp), Kyle Peterson (color)
Talent: Matt Stewart (pxp), Jason Jacobs (color)
Talent: Dave Neal (pxp), Todd Walker (color)
Radio: 93.9/95.9 FM | AuburnTigers.com | Tuneln
Talent: Andy Burcham, Brad Law
Live Stats: StatBroadcast.com
Twitter Updates: @AuburnBaseball
Postgame Recap: AuburnTigers.com
Series History: Auburn leads, 179-168-4
Auburn: Auburn leads, 86-64-4
Athens: Auburn trails, 73-87
Neutral: Auburn trails, 4-7
Last Meeting: Georgia 10, Auburn 8 (5/11/19)

AUBURN

17-20, 3-15 SEC

Team Leaders

Batting Average: JR IF **Tyler Miller** (.354)
Runs: JR IF **Ryan Bliss** (33)
2B: Two tied (10)
HR: JR IF **Tyler Miller** (12)
RBI: JR IF **Tyler Miller** (49)
Stolen Bases: JR OF **Kason Howell** (7-10)

GEORGIA

26-14, 9-9 SEC

Team Leaders

Batting Average: R-JR IF **Connor Tate** (.359)
Runs: R-JR IF **Connor Tate** (29)
2B: FR C **Corey Collins** (9)
HR: R-JR IF **Connor Tate** (9)
RBI: FR C **Corey Collins** (30)
Stolen Bases: SR IF **Cole Tate** (3-4)

POTENTIAL STARTING LINEUP

Pos.	#	Player	AVG	AB	R	H	2B	3B	HR	RBI	SB-SBA	BB
C	41	Steven Williams	.258	128	28	33	7	1	9	28	1-2	22
1B	10	Tyler Miller	.354	144	27	51	5	1	12	49	3-4	13
2B	19	Brody Moore	.315	143	23	45	10	0	2	27	0-2	11
3B	4	Rankin Woley	.312	138	25	43	10	0	5	18	1-1	14
SS	9	Ryan Bliss	.354	147	33	52	6	0	9	27	4-7	18
LF	1	Judd Ward	.236	110	22	26	4	1	3	13	0-1	14
CF	5	Kason Howell	.256	121	23	31	8	0	5	19	7-10	22
RF	8	Bryson Ware	.264	110	30	29	4	1	6	24	3-4	13
DH	16	Cam Hill	.292	72	12	21	2	1	5	21	0-0	12

AUBURN'S RECORD WHEN...

	2021	Under Thompson
Overall	17-20	171-135
SEC	3-15	56-81
Non-Conference	14-5	103-44
Postseason	0-0	15-13
Home	11-11	117-60
Away	5-7	38-58
Neutral	1-2	14-15
Current streak	L1	L1
Last 5 games	3-2	3-2
Last 10 games	5-5	5-5

Situational:

AU scores first	16-8	117-46
Opp. scores first	1-12	54-89
AU scores 4+ runs	15-15	156-59
AU scores 3 runs or less	2-5	15-76
AU leads after 7 innings	13-3	139-13
8 innings	14-3	159-12
AU trails after 7 innings	1-10	12-98
8 innings	0-12	4-105
Game tied after 7 innings	1-6	16-20
8 innings	1-4	3-13
Extra Innings	2-5	8-15
1-run games	5-8	34-38
2-run games	3-5	20-13
3-run games	0-0	18-16
Games decided by 5+ runs	8-6	83-41
vs. LH Starter	4-8	52-42
vs. RH Starter	13-12	119-93
More hits than opponent	15-4	129-24
Fewer hits than opponent	1-14	26-101
Hits are tied	1-2	14-11
AU has 10+ hits	9-12	104-53
Opp. has 10+ hits	0-15	38-85
Hit a home run	13-15	111-52
Opp. hits a home run	8-15	69-85
AU quality start	4-2	58-20
Opp. quality start	3-5	22-52
AU commits no errors	6-4	73-33
Opp. commits no error	4-11	43-69

By Day:

Sunday	3-5	27-26
Monday	0-0	1-2
Tuesday	5-0	36-15
Wednesday	2-0	14-5
Thursday	1-1	6-12
Friday	3-7	41-31
Saturday	3-7	43-42
Day Games (first pitch before 6 p.m.)	11-13	103-73
Night Games (first pitch after 6 p.m.)	6-7	68-62
Doubleheaders	1-3	21-13

By Month:

February	6-2	41-12
March	5-9	61-35
April	6-9	37-45
May	0-0	21-35
June	0-0	10-7

By Jersey:

White	2-3	50-28
Blue	6-6	31-27
Orange	2-6	36-29
Gray	3-2	19-32
Pinstripes	4-3	25-17
Cream Throwback	0-0	8-2

UNIVERSITY INFORMATION

Location	Auburn, Ala.
Enrollment	30,440
Founded	October 1, 1856
Nickname	Tigers
Colors	Burnt Orange and Navy Blue
President	Dr. Jay Gogue
Athletics Director	Allen Greene
Conference	Southeastern (SEC West)
Stadium / Capacity	Samford Stadium-Hitchcock Field at Plainsman Park / 4,096
Ticket Office Phone	855-282-2010

BASEBALL COACHING / SUPPORT STAFF

Head Coach	Butch Thompson (Birmingham-Southern, 1992)
Record at Auburn / Seasons	171-135 (.559) / 6th
Career Coaching Record / Seasons	210-156 (.574) / 7th
Assistant Coach	Karl Nonemaker (Vanderbilt, 2002)
Assistant Coach	Gabe Gross (Auburn, 2012)
Volunteer Assistant	Tim Hudson (Auburn)
Student Assistant	Dan Gamache (Auburn)
Director of Operations	Greg Drye (Southern Miss, 1998)
Player Development & Data Analyst	Blake Logan (Auburn, 2017)
Athletic Trainer	Anthony Sandersen (South Dakota State, 2004)
Strength & Conditioning	Chris Joyner (Minnesota State - Mankato, 2001)

PROGRAM HISTORY

Modern Era Program Record (since 1949)	1,980-1,368-4 (.592)
College World Series Appearances / Last	5 / 2019
College World Series Record	3-10 (.231)
NCAA Regional Appearances/ Last	22 / 2019
NCAA Regional Record	51-45 (.531)
NCAA Super Regional Appearances / Last	3 / 2019
NCAA Super Regional Record	3-5 (.375)
Last Postseason Opponent	Louisville / 2019 College World Series
Result	Lost, 5-3

POSTSEASON HISTORY

College World Series Appearances: 5 (1967, 1976, 1994, 1997, 2019)

Super Regional Appearances: 3 (1999, 2018, 2019)

NCAA Regional Appearances: 22 (1963, 1967, 1976, 1978, 1987, 1989, 1993-95, 1997-2003, 2005, 2010, 2015, 2017, 2018, 2019)

NCAA Regional Titles: 7 (1967, 1976, 1994, 1997, 1999, 2018, 2019)

MEDIA RELATIONS

Baseball Contact: George Nunnelley, Asst. Director - Athletics Comm.
Cell: 502-609-9982
Email: gnnunnelley@auburn.edu
Twitter: @gnunnelley
Associate AD: Kirk Sampson

2021 AUBURN BASEBALL ROSTER

No.	Name	Pos.	Cl.	B/T	Ht.	Wt.	Exp.	Hometown (Previous School)
1	Judd Ward	OF	Sr.	L/R	6-1	195	3L	Russellville, Ala. (Russellville)
2	Josh Hall	OF	R-So	L/R	5-9	185	TR	Homewood, Ala. (Ole Miss)
3	Brayton Brown	OF	So.	R/R	5-9	190	1L	Selma, Ala. (Morgan Academy)
4	Rankin Woley	IF	Gr.	R/R	6-0	210	2L	Atlanta, Ga. (Chattahoochee Valley)
5	Kason Howell	OF	Jr.	R/R	6-0	185	2L	Argyle, Texas (Liberty Christian)
6	Bobby Peirce	OF	R-So.	R/R	6-2	195	JC	Scottsdale, Ariz. (South Mountain)
7	Cole Foster	IF	Fr.	S/R	6-1	190	HS	Plano, Texas (Plano Senior)
8	Bryson Ware	IF	So.	R/R	6-2	195	JC	Madison, Miss. (Pearl River)
9	Ryan Bliss	IF	Jr.	R/R	5-9	165	2L	LaGrange, Ga. (Troup)
10	Tyler Miller	IF/OF	Jr.	L/R	6-2	193	1L	Spanish Fort, Ala. (East Mississippi)
11	Kade Snell	LHP	Fr.	L/L	6-1	225	HS	Dothan, Ala. (Wicksburg)
12	Carter Frederick	RHP/OF	Fr.	R/R	6-4	225	HS	Chelsea, Ala. (Chelsea)
13	Ben Schorr	C	Fr.	R/R	6-1	205	HS	Columbus, Ga. (Columbus)
14	Brooks Fuller	LHP	Jr.	L/L	6-2	215	2L	Auburn Ala. (Auburn)
16	Cam Hill	DH/LHP	Fr.	L/L	6-3	210	HS	Madison, Ala. (Bob Jones)
17	Ryan Dyal	C	R-Fr.	L/R	6-0	190	HS	Senoia, Ga. (East Coweta)
18	Mason Barnett	RHP	So.	R/R	6-1	205	1L	Cartersville, Ga. (Cartersville)
19	Brody Moore	IF/UTL	Jr.	R/R	6-0	185	2L	Oneonta, Ala. (Oneonta)
20	Cody Greenhill	RHP	Sr.	R/R	6-4	216	3L	Russellville, Ala. (Russellville)
21	Trace Bright	RHP	So.	R/R	6-4	185	1L	Montgomery, Ala. (Trinity Presbyterian)
22	Garrett Wade	LHP	Jr.	L/L	6-2	205	2L	Hartselle, Ala. (Hartselle)
23	Peyton Glavine	LHP	R-Jr.	R/L	5-11	176	2L	Alpharetta, Ga. (Blessed Trinity)
24	Peyton Sybrandt	C	Fr.	L/R	6-3	210	HS	Baton Rouge, La. (Episcopal School)
25	Johnny Ceccoli	IF/OF	So.	L/R	6-2	210	1L	Tyler, Texas (All Saints Episcopal)
26	Hayden Mullins	LHP	So.	L/L	6-0	185	1L	Gallatin, Tenn. (Hendersonville)
27	Seb Thomas	RHP	So.	R/R	6-5	250	1L	Brookhaven, Ga. (Marist)
28	Nate LaRue	C	So.	R/R	6-3	210	1L	Mobile, Ala. (McGill-Toolen)
29	Carson Skipper	LHP	Jr.	L/L	6-3	210	2L	Trussville, Ala. (Hewitt-Trussville)
32	Carson Swilling	RHP	Fr.	R/R	6-1	185	HS	Smiths Station, Ala. (Smiths Station)
33	Will Morrison	RHP	R-So.	R/R	6-2	190	1L	Cullman, Ala. (Cullman)
34	John Samuel Shenker	IF	R-Jr.	R/R	6-3	250	1L	Albany, Ga. (Colquitt County)
36	Jack Sokol	RHP	Fr.	R/R	6-4	192	HS	New Albany, Ohio (New Albany)
40	Blake Burkhalter	RHP	So.	R/R	6-0	185	1L	Dothan, Ala. (Northview)
41	Steven Williams	OF	Sr.	L/R	6-3	216	3L	Albany, Ga. (Deerfield-Windsor)
43	Richard Fitts	RHP	Jr.	R/R	6-3	215	2L	Helena, Ala. (Helena)
44	Jack Owen	LHP	Sr.	L/L	6-2	204	3L	Aliso Viejo, Calif. (JSerra)
45	Joseph Gonzalez	RHP	Fr.	R/R	6-4	215	HS	Humacao, P.R. (Leadership Christian Academy)
47	Garrett Farquhar	IF	Sr.	R/R	5-11	185	1L	Hoover, Ala. (Shelton State)

COACHES & STAFF

30	Butch Thompson	Head Coach	Sixth Year
35	Karl Nonemaker	Assistant Coach	Fourth Year
39	Gabe Gross	Assistant Coach	Fourth Year
15	Tim Hudson	Volunteer Assistant Coach	Second Year
	Dan Gamache	Student Assistant Coach	Second Year
	Greg Drye	Director of Operations	Sixth Year
	Anthony Sandersen	Athletic Trainer	Fourth Year
	Blake Logan	Player Development & Data Analyst	Second Year
	Chris Joyner	Strength & Conditioning	Third Year

PRONUNCIATION GUIDE

Johnny CECCOLI	Suh-CO-lee
Ryan DYAL	DIAL
Garrett FARQUHAR	FAR-kwar
KASON Howell	KAY-son
Ben SCHORR	SHORE
John Samuel SHENKER	SHANK-er
Jack SOKOL	SOAK-ull
Peyton SYBRANDT	SIGH-brandt
Rankin WOLEY	WOE-lee

30 BUTCH THOMPSON HEAD COACH

THE AUBURN SKIPPER

- Eight College World Series appearances / 17 postseason appearances
- 2013 National Runner-up (Mississippi State)
- 2001 National Champion (Birmingham-Southern)
- 2014 Baseball America/ABCA National Assistant Coach of the Year
- 2006 FCA Coach of the Year
- Coached 16 pitchers who went on to pitch in the Major Leagues
- Recruited and coached 32 pitchers who were drafted out of college that weren't drafted out of high school

Butch Thompson enters his sixth season at the helm of the program in 2021, posting a record of 154-115 in his first five seasons. He led the program to the first College World Series appearance in 22 years in 2019 and has taken the Tigers to three straight regionals for the first time since 2001-03.

Butch Thompson was named Auburn's head baseball coach on October 22, 2015 and enters his sixth season with the Tigers in 2021.

Thompson, who spent three seasons as an assistant coach and recruiting coordinator at Auburn from 2006-08, returned to The Plains after seven seasons at Mississippi State as both associate head coach and pitching coach.

A native of Amory, Miss., Thompson has coached 30 Division I All-Americans and 39 all-conference performers. He has seen 16 of his former pitchers make their Major League Baseball debuts, including 10 since 2014. Thompson has also turned 32 pitchers who went undrafted out of high school into MLB draft picks.

Thompson had three pitchers drafted in the first 11 rounds in 2014 and five pitchers drafted, including three in the top 10 rounds, in 2013. He added a first-round selection in the 2016 draft, a third-round pick in Keegan Thompson in 2017 and the first No. 1 overall pick in program history in Casey Mize in 2018. With Tanner Burns also going as a supplemental first round pick in 2020, Auburn became one of four programs with a pair of pitchers drafted in the first round in the last three years.

Along with his pitching pedigree, Thompson is also considered one of the top recruiters in the country. Since 2003, he has secured 13 recruiting classes that were ranked in the top 10 by either Baseball America or Perfect Game, including the No. 5 signing class in 2017 and a program record No. 4 class in 2018. His classes signed from 2006-08 at Auburn each ranked in the top 18 nationally, including the No. 5 class in 2008, which included All-American and SEC Player of the Year Hunter Morris.

In 28 years of coaching at the collegiate level, including 19 in the Southeastern Conference, Thompson has coached eight College World Series participants, including leading the Tigers to the program's first trip to the College World Series in 22 years in 2019. Thompson has also coached one national champion and a national runner-up, won nine conference championships and made 17 postseason appearances. He has also served as an assistant under three National Coach of the Year recipients.

Thompson was named the 2006 Fellowship of Christian Athletes SEC Coach of the Year while at Auburn and the 2014 Baseball America and American Baseball Coaches Association (ABCA) National Assistant Coach of the Year while at Mississippi State.

Thompson has returned the Tigers to prominence in five seasons on The Plains as he has guided the team to a 154-115 overall record and three straight NCAA Tournament appearances for the first time since 2001-03, including back-to-back super regionals for the first time in program history. After advancing to the College World Series in 2019 and a winner-take-all game three in the Gainesville Super Regional in 2018, the Tigers have finished each of the last two full seasons ranked as high as No. 8 and No. 9, respectively. It marked the third time in program history the team has finished back-to-back seasons in the top 10.

Entering the 2019 postseason as the No. 2 seed in the Atlanta Regional, Auburn became the only program to sweep a regional on the road in each of the last two seasons before also becoming the first team to defeat North Carolina in a Chapel Hill Super Regional in 2019, punching its ticket to Omaha for the first time since 1997.

In seven seasons at MSU, Thompson made four NCAA regional trips, two Super Regionals, won the SEC Tournament and advanced to the College World Series finishing as NCAA runner-up in 2013. In three of his last four seasons in Starkville, the Bulldogs' staff ERA finished no higher than 3.06. Thompson's 2013 pitching staff was one of two nationally to finish in the top 15 in ERA, strikeouts per nine



innings and hits allowed per nine innings.

In addition to his experience at Auburn and Mississippi State, Thompson also spent four seasons at Georgia from 2002-05, including a trip to the College World Series in 2004. While there, he guided the development of future Major Leaguers Josh Fields, Mitchell Boggs and Brooks Brown.

Thompson launched his coaching career as pitching coach and top assistant at Huntingdon College (Ala.) in 1993, before returning to his alma mater in Birmingham, where he helped lead the Panthers to back-to-back Southern States Conference Championships and in 1995 coached BSC to its first NAIA World Series berth.

Thompson left BSC briefly to serve as head coach at Jefferson State Community College in Birmingham in 1997. While at JSCC, he was honored as the Regional Tournament Coach of the Year, the ABCA Alabama Junior College Coach of the Year and the Southeast Region Coach of the Year after guiding JSCC to a 39-21 mark, the AJCAA Region 22 State Championship and a third-place finish in the NJCAA Division II World Series.

He returned to Birmingham-Southern as top assistant the following season, beginning a four-year run during the most successful span in BSC baseball history. The Panthers won 196 games and four TranSouth Conference Championships and made three-consecutive appearances in the NAIA World Series. BSC's 2001 team posted a school-best 55-11 mark and captured the NAIA National Championship.

In 2002, Thompson joined the SEC baseball coaching fraternity as a pitching coach and recruiting coordinator at Georgia and has been a part of the league for the past 17 seasons.

Thompson currently serves as the large-school representative for the Alabama Baseball Coaches Association and is an All-American committee member representing the South region for the ABCA.

Thompson prepped at Amory (Miss.) High School and later starred as a pitcher at Itawamba (Miss.) Community College from 1989-90. On Oct. 25, 2014, Thompson was inducted into the ICC Athletic Hall of Fame.

He earned a Bachelor's Degree in History at BSC in 1992 and completed a Master's Degree in Sports Administration at UAB in 1996. He is married to the former Robin Ashe of Birmingham, Ala., and they are the parents of three daughters --- Anna, Olivia and Madelyn Gail.

NATIONAL POLLS

NEWS & NOTES

BASEBALL AMERICA

Apr. 26

1. Arkansas*
2. Vanderbilt
3. Texas
4. Mississippi State*
5. Louisville
6. Notre Dame
7. Tennessee
8. East Carolina
9. TCU
10. Arizona
11. Oregon
12. South Carolina
13. Texas Tech
14. Pittsburgh
15. Florida State
16. Florida*
17. Ole Miss*
18. Louisiana Tech
19. Charlotte
20. UC Irvine
21. Stanford
22. Georgia*
23. Fairfield
24. Nebraska
25. Virginia Tech

D1 BASEBALL

Apr. 26

1. Arkansas*
2. Vanderbilt
3. Texas
4. Tennessee
5. TCU
6. Mississippi State*
7. Louisville
8. Notre Dame
9. Oregon
10. East Carolina
11. Texas Tech
12. Arizona
13. South Carolina
14. Florida*
15. Charlotte
16. Louisiana Tech
17. Pittsburgh
18. Stanford
19. Ole Miss*
20. Florida State
21. Gonzaga
22. Nebraska
23. Southern Miss
24. UC Irvine
25. Old Dominion

USA TODAY

Apr. 26

1. Arkansas*
2. Vanderbilt
3. Texas
4. Tennessee
5. Mississippi State*
6. TCU
7. Louisville
8. Oregon
9. Notre Dame
10. East Carolina
11. Texas Tech
12. Florida*
13. Arizona
14. Ole Miss*
15. South Carolina
16. Stanford
17. Charlotte
18. Louisiana Tech
19. Pittsburgh
20. Oklahoma State
21. Florida State
22. Southern Miss
23. Georgia*
24. Nebraska
25. Old Dominion

ON THE ROAD AGAIN

- This weekend marks Auburn's fourth SEC road weekend and it's fifth road trip of the season.
- Auburn is 6-9 in road and neutral site games this season, and seven of its losses have been by one run.
- Eight of the 15 games played away from Plainsman Park have come against ranked opponents.

TOUGH TESTS

- This weekend's series against Georgia marks Auburn's fifth SEC series against a top-25 opponent as the Bulldogs are ranked in four of the six major polls.
- The previous four series and 12 games against ranked opponents were against top-10 foes in No. 4 Ole Miss, No. 1 Arkansas, No. 4 Mississippi State and No. 10 Florida.
- The Tigers have played 17 games against ranked opponents this season.

THE ROAD TO HOOVER

- Auburn enters the last four weeks of the season two games behind Texas A&M and Missouri (5-13) and three games behind LSU (6-12) in the SEC standings.
- The Tigers play all three conference opponents to close out the regular season with home series against LSU and Texas A&M and a road trip to Missouri.
- Auburn's first seven conference opponents have a combined SEC record of 71-55 and just one team has a losing record. The last three SEC foes are a combined 16-38 in the league.

CLOSE, BUT NO CIGAR

- Ten of Auburn's first 18 SEC games have been decided by one run and five more have been decided by two runs.
- The Tigers are 2-8 in one-run games and 3-12 in games decided by two runs or less in league play.

DOUBLE PLAY DUO

- Led by shortstop Ryan Bliss and second baseman Brody Moore up the middle, Auburn leads the country with 43 double plays turned this season.
- The Tigers have turned a double play in 14 of the last 16 games with multiple double plays in seven contests, including a program-record-matching four double plays at Arkansas on Apr. 3.

ANCHORING THE INFIELD

- Auburn infielders Tyler Miller (1B), Brody Moore (2B), Rankin Woley (3B) and Ryan Bliss (SS) have anchored the Auburn infield in 31 of the last 32 games.
- The quartet has not only led Auburn to a .976 fielding percentage, but also registers as the team's top four hitters, combining for a .334 average (191-for-572).
- Miller, Moore, Woley and Bliss have accounted for more than half of the team's hits (191) to go along with 108 runs, 31 doubles, 28 home runs and 121 RBI.

THE SWITCH UP

- Last weekend's starting rotation could mark Auburn's eighth different starting rotation this season.
- On the offensive side, the Tigers have used 32 different starting lineups through 37 games.

NCBWA

Apr. 26

1. Arkansas*
2. Vanderbilt
3. Texas
4. Tennessee
5. Mississippi State*
6. TCU
7. East Carolina
8. Florida*
9. Louisville
10. Arizona
11. Texas Tech
12. Oregon
13. Notre Dame
14. South Carolina
15. Ole Miss*
16. Stanford
17. Charlotte
18. Louisiana Tech
19. Oklahoma State
20. Pittsburgh
21. Georgia*
22. Oregon State
23. Old Dominion
23. UC Irvine
25. Florida State

PERFECT GAME

Apr. 26

1. Arkansas*
2. Texas
3. Vanderbilt
4. Louisville
5. Mississippi State*
6. Notre Dame
7. Tennessee
8. TCU
9. East Carolina
10. South Carolina
11. Arizona
12. Oregon
13. Florida*
14. Texas Tech
15. Florida State
16. Stanford
17. Charlotte
18. UC Irvine
19. Nebraska
20. Indiana
21. Liberty
22. Ole Miss*
23. Pittsburgh
24. Georgia Tech*
25. Tulane

COLLEGIATE BASEBALL

Apr. 26

1. Arkansas*
2. Vanderbilt
3. Texas
4. Mississippi State*
5. TCU
6. Tennessee
7. South Carolina
8. Louisville
9. Florida*
10. Arizona
11. Oregon
12. Ole Miss*
13. Stanford
14. Notre Dame
15. Texas Tech
16. East Carolina
17. Pittsburgh
18. Oklahoma State
19. UCLA
20. Georgia*
21. Nebraska
22. Michigan
23. UC Irvine
24. Oregon State
25. Charlotte

AUBURN IN THE POLLS

BA D1 CB NC PG USA

- Pre. NR 23 NR 25 17 NR
 2/22 NR 21 NR 22 17 N/A
 3/1 NR NR NR NR 22 25
 3/8 NR NR NR NR NR NR
 3/15 NR NR NR NR NR NR
 3/22 NR NR NR NR NR NR
 3/29 NR NR NR NR NR NR

BA D1 CB NC PG USA

- 4/5 NR NR NR NR NR NR
 4/12 NR NR NR NR NR NR
 4/19 NR NR NR NR NR NR
 4/26 NR NR NR NR NR NR

ONE-TWO PUNCH

- Ryan Bliss and Tyler Miller, who are tied for the team lead with a .354 average, have hit first and second in the lineup in each of the last seven games.
- Bliss is tied for the SEC lead with 19 multi-hit games this season, while Miller is tied for the league lead with 14 multi-RBI performances.
- Bliss and Miller are the only pair of teammates to rank in the top 10 in the league in batting average.

BULL'S BACK IN THE 'PEN

- Cody Greenhill returned to the Auburn bullpen last week and picked up his first save of the season vs. Samford.
- He is tied with former big leaguers Gregg Olson and Colter Bean for fourth on Auburn's all-time list with 20 career saves and would tie Austin Hubbard for third all-time with two more saves.

DIGGING THE LONG BALL

- Auburn's 59 homers through 37 games rank fifth in the NCAA and third in the SEC.
- The pace is two shy of the 2010 team that set the single season program record with 131 home runs was on thru 37 games.
- Seven players have five or more home runs this season, marking the first time to accomplish the feat since 10 players did it in 2010.
- The Tigers have homered in 28 games this season with two or more homers in 19 contests.

100 HIT CLUB

- Kason Howell became the fifth current Auburn player to record his 100th career hit at Alabama on Apr. 16.
- He joins Steven Williams (173), Ryan Bliss (151), Rankin Woley (142) and Judd Ward (140) on the 100 hits list.
- Auburn and Wake Forest are the only teams in the country with five current players with 100+ career hits.

HALL OF FAME NOD

- Head coach Butch Thompson was inducted into the Mississippi Association of Community College Conference (MACCC) Hall of Fame on Wednesday, Apr. 27.
- Thompson is already a member of the Itawamba Community College Hall of Fame.

HOWELL'S HEATING UP

- Kason Howell leads the team with a .367 average (11-for-30) to go along with 10 runs, three doubles, three homers and five RBI in the last three SEC series.
- He turned in his first career multi-HR game in the series opener at Alabama, hitting an inside the park HR in the 4th and go-ahead HR in the 8th.
- Howell didn't hit a home run in his first 314 career at-bats. He then hit five home runs in his next 48 at-bats.

IS T-MILL FOR REAL?

- Tyler Miller has hit 12 home runs and has driven in 49 runs through the team's first 37 games, marking the most home runs in the first 37 games of a season since Brian Fletcher (12 HR) in 2010 and the most RBI through 37 games since Joseph Sanders (51 RBI) in 2009.
- Miller leads the SEC and ranks fifth in the NCAA in RBI. He also ranks top five in the league in home runs, total bases (94) and slugging (.653).
- Miller has multiple hits in 16 games, including eight games with three or more hits, and multiple RBI in 14 contests this season, including four of the last six. His 14 multi-RBI games are tied with Tj Collett (Kentucky) for the most in the SEC.

SWING IT, STEVEN

- Steven Williams is hitting .344 (11-for-32) with eight runs, a double, triple, five home runs and 11 RBI in the last nine games.
- He has hit 32 career home runs and is the first Auburn player to reach 30 career home runs since Kevin Patterson in 2011. He would enter the top 10 in program history with three more home runs.
- Williams ranks second among active SEC players in hits (173), home runs and RBI (127).

BLISSSTERING BASEBALLS

- Shortstop Ryan Bliss has started and played in all but two games in his Auburn career.
- Bliss has multiple hits in 45 of 91 games since April 1, 2019 and is hitting .342 (127-for-371) during the span.
- He has hit safely in 90 of 119 career games with 50 multi-hit efforts.
- Dating back to the beginning of last season he has recorded a hit in 46 of 53 games with 28 multi-hit contests.

RANKIN IS ROLLIN'

- Rankin Woley homered in back-to-back games vs. Samford and Jacksonville State last week, becoming Auburn's third player to homer in back-to-back games in the last three weeks (Ware, Williams).
- Woley snapped a career best 12-game hitting streak in the series opener against Kentucky, marking the longest by an Auburn player since Jonah Todd (16) and Dylan Ingram (13) in 2017.
- The graduate third baseman is hitting .344 (71-for-206) with 38 runs, 18 doubles, seven home runs and 40 RBI in 53 games since the start of last season.

CHILL, CAM HILL

- Cam Hill has multiple hits in three of the last four SEC games and is 7-for-14 in the span.
- He hit a go-ahead, two-run homer in Auburn's six-run fifth inning against Florida Sunday as the Tigers came back from a 6-2 deficit to win the game 10-8.

PROVEN VETERANS

- Cody Greenhill and Jack Owen entered the season as two of eight SEC pitchers with a career sub-4.00 ERA and 100+ IP.
- Greenhill entered 2021 with a 2.63 ERA in 133.2 IP while Owen had turned in a 3.76 clip in 124.1 IP.

LIKE FATHER, LIKE SON

- Junior infielder Brody Moore is the son of former Auburn and All-SEC shortstop Brandon Moore (1991-94).
- Brody played a key role in Auburn's record setting 33-0 win vs. Alabama A&M earlier this season, going 4-for-6 with two doubles and 7 RBI in the game.
- Brandon also played a key role in the Tigers' previous record setting 32-9 win vs. Troy on Mar. 2, 1994, going 2-for-3 with a double, homer and 3 RBI in the game.
- Both Brandon and Brody played shortstop and hit fifth in the record setting games.
- Brandon hit .332 in four years and 242 games in an Auburn uniform. Brody is a .323 career hitter in parts of three seasons and 66 games.

GIVE IT TO 'EM, GLAV

- Peyton Glavine made his second career start and first SEC start in the series finale vs. Florida, facing one over the minimum through three innings against the Gators.
- Glavine has excelled in relief this season, allowing just one run in his last five relief appearances and 9.0 IP.
- The lefty has held opponents to a .133 average and has issued one walk with nine strikeouts during the relief span.
- He has turned in a 2.66 ERA in 10 relief appearances this season.

BATTERY OF ONE

- Nate LaRue made his collegiate pitching debut vs. Jacksonville State last Wednesday and struck out the first batter he faced.
- LaRue has also started in seven games behind the plate and becomes Auburn's first player to start at catcher and pitch in a season since Josh Donaldson in 2005.

ALL-SEC

- Ryan Bliss and Rankin Woley held down the left side of the infield on the Preseason All-SEC Team selected by the leagues head coaches earlier this month.
- The tandem are the first shortstop and third baseman teammates to both be named First Team Preseason All-SEC since Dalton Guthrie and Jonathan India of Florida in 2017.

MR. 200

- Including a season at Jefferson State Community College, Butch Thompson recorded his 200th career win in a 16-1 victory against Boston College on Mar. 6.

THE LAST TIME...

BATTING SUPERLATIVES

5 hits in a game Anfernee Grier at Kennesaw St. [5-for-6] (4/12/16)
 6 hits in a game Tyler Johnstone vs. Elon [6-for-7, 2B, 3B] (2/25/05)

Reached base 6 times Bryson Ware vs. Alabama A&M [3-5, 3B] (2/24/21)

4 runs in a game Judd Ward vs. Presbyterian (2/19/21)
5 runs in a game Rankin Woley vs. #18 Boston College (3/6/21)
6 runs in a game Bryson Ware vs. Alabama A&M (2/24/21)

10-game hitting streak Rankin Woley, 12 games (2/28-pres)
 15-game hitting streak Jonah Todd, 16 games, (4/8-5/7/17)
 20-game hitting streak A. Grier, 22 games, (5/31/15-3/22/16)
 25-game hitting streak Justin Fradejas, 27 games (3/23-5/7/10)
 30-game hitting streak Casey Dunn, 31 games (2/22 [G1]-4/15/97)

3 doubles in a game Jordan Ebert vs. Southern (2/26/16)
 4 doubles in a game Ken Dempsey vs. Georgia (1971)

2 triples in a game Jay Gonzalez vs. Alabama State (2/28/12)
 3 triples in a game never

2 home runs in one game Kason Howell at Alabama (4/15/21)
 3 home runs in one game Tony Caldwell at Kentucky (4/9/11)

7 RBI in a game Brody Moore vs. Alabama A&M (2/24/21)
 8 RBI in a game Justin Bryant at Georgia (3/19/10)
 9 RBI in a game Hunter Morris at Georgia (3/21/10)
 10 RBI in a game Bob Berry vs. Huntington (4/15/82)

Grand slam home run Cam Hill vs. #18 Boston College (3/6/21)
Inside-the-park home run Kason Howell at Alabama (4/15/21)
HR to begin game Ryan Bliss at #1 Arkansas (4/2/21)
 Two HR in one inning Dan Glevenyak at Jacksonville State (8th) (5/7/13)
HR in consecutive at-bats Tyler Miller at Lipscomb (3/16/21)
 HR in three consecutive at-bats Edouard Julien vs. Alabama A&M/at UCF (2/20-22/19)
HR in consecutive games Rankin Woley vs. Samford / JSU (4/20-21/21)
HR in three consecutive games Steven Williams at #20 GT / Alabama (4/13-16/21)
 HR in three consecutive SEC games Trent Mummy (4/17-23/10)
 HR in four consecutive games Joseph Sanders (5/10-15/08)
 HR in four consecutive SEC games Mike Bianucci (5/2-9/08)
 HR in five consecutive games Tim Lemons (4/6-10/85)
 Walk-off HR Steven Williams at #7 Georgia Tech (6/1/19)
Pinch-hit HR Cam Hill vs. Kentucky (3/26/21)
 Pinch-hit grand slam Edouard Julien vs. BYU (G1 - 3/3/18)
 HR in first at-bat of season Steven Williams vs. Longwood (2/17/18)
 HR in both games of DH Dylan Ingram at #7 Mississippi St. (4/29/17)

Hit for the cycle Judd Ward [3B, 1B, HR, 2B] vs. Illinois-Chicago (G1 - 2/15/20)

Hit from both sides of plate in same inning Damon Haecker [5th inn.] vs. Jacksonville St. (3/15/17)

Two hits in same inning Bliss [1B, 1B] & Woley [2B, 1B] at #4 Ole Miss [8th] (3/21/21)

Stole home Justin Hargett vs. Davidson (Gm 2) [4th] (G1 - 3/3/10)
Stole two bases in a game Josh Hall vs. Alabama A&M (2/23/21)
 Stole three bases in a game Anfernee Grier vs. Southern (2/26/16)

Hit by a pitch 2 times in a game Rankin Woley vs. #18 Boston College (3/6/21)
 Hit by a pitch 3+ times in a game Dan Glevenyak at Alabama (4) (4/11/14)

Scored 20 or more runs 20 vs. Wright State (2/29/20)
 Scored 25 or more runs 25 vs. Longwood (2/17/18)
Scored 30 or more runs 33 vs. Alabama A&M (2/24/21)

Scored 5 runs in an Inning 5, vs. Little Rock (5th) (3/12/21)
Scored 6 runs in an Inning 6, vs. #10 Florida (5th) (G1 - 4/25/21)
 Scored 7 runs in an Inning 7, vs. Chicago State (3rd) (3/8/20)
 Scored 8 runs in an Inning 8, at UAB (5th) (3/19/19)
Scored 9 runs in an Inning 9, at #4 Ole Miss (8th) (3/21/21)
Scored 10+ runs in an Inning 14, vs. Alabama A&M (4th) (2/24/21)
 Recorded 10+ hits in an Inning 11, vs. Furman (5th) (2/12/00)
 Scored in every inning vs. Coppin State (3/18/14)

Recorded 15-19 hits 15, at #4 Ole Miss (3/21/21)
Recorded 20 or more hits 27, vs. Alabama A&M (2/24/21)

Hit 3 or more home runs in an inning 3, vs. Northeastern (6th) (G1 - 3/10/18)
Hit 3 or more home runs in a game 3, vs. #10 Florida (G1 - 4/25/21)
 Hit 5 or more home runs in a game 6, vs. Northeastern (G1 - 3/10/18)
 Hit 7 or more home runs in a game 7, vs. Mississippi State (5/8/10)
Hit back-to-back home runs R. Woley & S. Williams vs. Samford (3rd) (4/20/21)
 Hit back-to-back-to-back home runs B. Fletcher, H. Morris & K. Patterson vs. Mississippi State (5th) (5/8/10)

Had 5 doubles 5, vs. Oakland (2/19/20)
Had 6 doubles 6, vs. Jacksonville State (4/21/21)
 Had 7 doubles 7, vs. Chicago State (3/8/20)
 Had 8 doubles 8, vs. BYU (G1 - 3/3/18)
Had 9+ doubles 11, vs. Alabama A&M (2/24/21)

Stole 5 bases in a game 5, vs. Bethune-Cookman (5/6/14)
 Stole 6 bases in a game 6, vs. #21 Tennessee (3/17/19)
 Stole 7 bases in a game 7, vs. Presbyterian (5/8/12)
 Stole 8 bases in a game 8, vs. Alcorn State (2/22/12)

Walked 10+ times 11, vs. Alabama A&M (2/24/21)
 Did not strike out in a game vs. Belmont (3/11/12)

PITCHING SUPERLATIVES

INDIVIDUAL
 Nine-inning no-hitter Casey Mize vs. Northeastern (3/9/18)
 Nine-inning no-hitter (combined) Mike Mueller [2.0], Lee Carter [1.0], Brandon Channell [1.0], Reid Price [1.0], Andrew Skinner [1.0], Arnold Hughey [1.0], Ken Clayton [1.0], Cory Duettt [0.2], Sean Jones [0.1] vs. UAB (3/19/02)

Seven-inning no-hitter Jason Johnson vs. LaGrange College (4/30/91)

Nine-inning perfect game Eric Brandon vs. Murray State (3/2/02)
 Seven-inning perfect game Jason Johnson vs. LaGrange College (4/30/91)

Nine-inning one-hitter (individual) Keegan Thompson vs. Presbyterian (3/1/14)
 Nine-inning one-hitter (combined) Tanner Burns [7.0], Cody Greenhill [2.0] vs. Chicago State (3/6/20)

Five-inning one-hitter Kevin Davis [3.2], Jacob Milliman [1.1], vs. Radford (2/22/15)

Nine-inning two-hitter Tanner Burns [9.0] vs. Cincinnati (3/1/19)

Complete game Jack Owen vs. UTSA (3/9/19)
 Complete game shutout Jack Owen vs. UTSA (3/9/19)
 Consecutive complete games K. Thompson vs. Arkansas & LSU (4/4 & 4/11/15)

Struck out 10 batters 10 by Tanner Burns vs. Chicago State (3/6/20)
 Struck out 11 batters 11 by Bailey Horn vs. Chicago State (3/8/20)
 Struck out 12 batters 12 by Casey Mize at Kentucky (3/23/18)
 Struck out 13 batters 13 by Casey Mize vs. Texas A&M (3/16/18)
 Struck out 15 batters 15 by Tanner Burns vs. Cincinnati (3/1/19)

TEAM
Struck out 15+ batters Joseph Gonzalez [7], Hayden Mullins [8] at UAB (3/9/21)
 Struck out 20+ batters Brooks Fuller [4], Ryan Watson [4], Elliott Anderson [3], Cody Greenhill [4], Carson Skipper [3], Garrett Wade [2] vs. #9 Arkansas (4/5/19)
 Struck out 15 batters consecutive games vs. Ga State, at Missouri (4/5-7/16)

Shut out an opponent 6-0 vs. Little Rock (3/13/21)
Consecutive shutouts 7-0 vs. Little Rock / 6-0 vs. Little Rock (3/12-13/21)
 Three straight shutouts 2-0 vs. UT Martin / 6-0 vs. UTSA / 5-0 vs. UTSA (3/6-9/19)
 Shut out an SEC opponent 7-0 at #12 Texas A&M (4/13/19)
 Shut out an SEC opponent on the road 7-0 at #12 Texas A&M (4/13/19)
 Consecutive SEC shutouts 5-0 and 4-0 at Miss. State (3/27-28/15)
 Consecutive SEC shutouts on the road 5-0 and 4-0 at Miss. State (3/27-28/15)

Was shut out 1-0 at #4 Ole Miss (3/21/21)
 Was held to one hit vs. #24 Missouri (4/1/18)
 Was no hit vs. #13 Arkansas (5/25/17)

FIELDING SUPERLATIVES
2 errors in a game Brody Moore vs. Jacksonville State (4/21/21)
 3 errors in a game Luke Jarvis vs. Presbyterian (3/11/17)
 4 errors in a game Brett Burnham at Alabama (4/5/00)

3 double plays turned in a game vs. Baylor (2/27/21)
4 double plays turned in a game at #1 Arkansas (4/3/21)
 5 double plays turned in a game never

Triple play (Auburn) vs. Memphis (5/22/78)
 Triple play (Opponent) at Florida [4th] (3/15/08)

Threw a runner out at HP to end game Will Holland vs. Presbyterian (3/12/17)

MISC. SUPERLATIVES
 Won 10 or more consecutive games 15 (2/24-3/22/19)
 Won 15 or more consecutive games 15 (2/24-3/22/19)
 Won 8 or more consecutive SEC games 9 (4/1-21/95)
Lost 5 or more consecutive games 5 (4/2-11/21)

Home winning streak 21 (1964-66)
 Road winning streak 14 (1967/1995)
 Season-opening winning streak 17 (2/7-3/5/97)

Extra-innings victory 2-1, vs. Presbyterian [10 inn] (2/21/21)
Extra-innings loss 7-8, at Alabama [10 inn] (4/15/21)

Swept a 3-game series vs. Presbyterian (2/19-21/21)
 Swept a road series at Alabama (4/20-21/18)
 Swept a road SEC series at Alabama (4/20-21/18)
 Swept a SEC series vs. #21 Tennessee (3/15-17/19)
 Swept a 4-game series Illinois-Chicago (2/14-16/20)
 Swept a doubleheader Illinois-Chicago (2/15/20)

Allowed 3 runs or fewer in a series 2, vs. Chicago State (3/6-8/20)
 Allowed 3 runs or fewer in a SEC series 3 vs. Miss. State (3/27-29/15)
 Allowed 4 runs or fewer in a series 3 vs. UTSA (3/8-9/19)
 Allowed 4 runs or fewer in a SEC series 4 vs. Georgia (4/23-25/15)
 Allowed 3 runs or fewer in a road series 3 vs. Miss. State (3/27-29/15)
 Allowed 3 runs or fewer in a SEC road series 3 vs. Miss. State (3/27-29/15)

Overcome a deficit of 7+ runs 7 runs, [7-0, 12-8] vs. Florida A&M (2/22/17)

Won a 1-0 game vs. Mercer (5/30/15) [NCAA Regional]
 Lost a 1-0 game vs. Ohio State (2/15/14)

Walk-off win vs. Jacksonville State [10 inn.] (4/21/21)
Walk-off loss at Alabama [9 inn.] (4/17/21)

HITTER PROFILES

9 • RYAN BLISS IF

5-9 • 165 • JR • LaGrange, Ga. • Troup County

- Went 5-for-12 with 4 R, 1 HR and 4 RBI vs. Florida
- Ranks 2nd in SEC with 28 hits in league play
- Tied for the league lead with 19 multi-hit games
- Has multiple hits in 45 of 91 games dating back to April 2019 and is hitting .342 (127-for-371) during the span

CAREER STATISTICS

YEAR	AVG	GP-GS	AB	R	H	2B	3B	HR	RBI	SB-A
2019	.281	66-66	249	50	70	11	1	3	37	11-13
2020	.377	18-18	77	21	29	7	2	2	17	5-7
2021	.354	35-35	147	33	52	6	0	9	27	4-7
TOTAL	.319	119-119	473	104	151	24	3	14	81	20-27

CAREER HIGHS

At Bats: 6, three times
Runs: 4, vs. Georgia (5/11/19)
Hits: 4, two times
Doubles: 2, vs. UIC (2/14/20)
HR: 2, two times
RBI: 4, four times

SEASON HIGHS

6, two times
 3, at Alabama (4/17)
 4, vs. Kentucky (3/27)
 1, six times
 2, at Ole Miss (3/20)
 2, seven times

3 • BRAYTON BROWN OF

5-9 • 190 • SO • Selma, Ala. • Morgan Academy

CAREER STATISTICS

YEAR	AVG	GP-GS	AB	R	H	2B	3B	HR	RBI	SB-A
2020	.267	14-7	30	6	8	2	0	1	4	0-0
2021	.208	15-4	24	7	5	1	0	2	8	0-0
TOTAL	.241	29-11	54	13	13	3	0	3	12	0-0

CAREER HIGHS

At Bats: 5, vs. Alabama A&M (2/26/20)
Runs: 3, vs. Oakland (2/19/20)
Hits: 2, vs. AAMU (2/24/21)
Doubles: 1, three times
HR: 1, three times
RBI: 3, at Ole Miss (3/21/21)

SEASON HIGHS

3, three times
 2, two times
 2, vs. AAMU (2/24)
 1, vs. AAMU (2/24)
 1, two times
 3, at Ole Miss (3/21)

17 • RYAN DYAL C

6-0 • 190 • R-FR • Senoia, Ga. • East Coweta

- Has a hit in three straight games and is 3-for-7 with 3 R during the span

CAREER STATISTICS

YEAR	AVG	GP-GS	AB	R	H	2B	3B	HR	RBI	SB-A
2021	.176	19-11	34	8	6	1	0	0	1	1-1

SEASON HIGHS

At Bats: 5, vs. AAMU (2/24)
Runs: 2, vs. JSU (4/21)
Hits: 1, six times
Doubles: 1, vs. JSU (4/21)
RBI: 1, at Ole Miss (3/21)

47 • GARRETT FARQUHAR IF

5-11 • 185 • SR • Hoover, Ala. • Shelton State

CAREER STATISTICS

YEAR	AVG	GP-GS	AB	R	H	2B	3B	HR	RBI	SB-A
2020	.263	13-10	38	15	10	2	0	0	10	1-1
2021	.333	12-2	15	5	5	2	0	0	1	1-1
TOTAL	.283	25-12	53	20	15	4	0	0	11	2-2

CAREER HIGHS

At Bats: 5, two times
Runs: 4, vs. AAMU (2/24)
Hits: 3, vs. AAMU (2/24)
Doubles: 2, vs. AAMU (2/24)
RBI: 4, vs. UIC (2/16)

SEASON HIGHS

4, vs. PC (2/20)
 4, vs. AAMU (2/24)
 3, vs. AAMU (2/24)
 2, vs. AAMU (2/24)
 1, vs. AAMU (2/24)

7 • COLE FOSTER IF

6-1 • 190 • FR • Plano, Texas • Plano Senior

CAREER STATISTICS

YEAR	AVG	GP-GS	AB	R	H	2B	3B	HR	RBI	SB-A
2021	.333	9-4	18	5	6	2	0	0	1	0-0

SEASON HIGHS

At Bats: 4, two times
Runs: 3, vs. AAMU (2/23)
Hits: 2, vs. AAMU (2/24)
Doubles: 1, two times
RBI: 1, vs. AAMU (2/23)

2 • JOSH HALL OF

5-9 • 185 • R-SO • Homewood, Ala. • Ole Miss

CAREER STATISTICS

YEAR	AVG	GP-GS	AB	R	H	2B	3B	HR	RBI	SB-A
2021	.326	20-10	43	10	14	2	2	0	9	5-6

SEASON HIGHS

At Bats: 5, at Lipscomb (3/16)
Runs: 3, vs. AAMU (2/23)
Hits: 3, vs. AAMU (2/23)
Doubles: 1, two times
RBI: 3, vs. AAMU (2/23)

16 • CAM HILL IF

6-3 • 1210 • FR • Madison, Ala. • Bob Jones

- Went 4-for-10 with a HR and 3 RBI vs. Florida
- Has multiple hits in 3 of the last 4 SEC games
- Hit the go-ahead HR in the 6-run 5th inning vs. Florida

CAREER STATISTICS

YEAR	AVG	GP-GS	AB	R	H	2B	3B	HR	RBI	SB-A
2021	.292	23-19	72	12	21	2	1	5	21	0-0

CAREER HIGHS

At Bats: 4, 12 times
Runs: 2, vs. BC (3/7)
Hits: 3, two times
Doubles: 1, two times
HR: 1, five times
RBI: 4, vs. BC (3/7)

5 • KASON HOWELL OF

6-0 • 185 • JR • Argyle, Texas • Liberty Christian

- Didn't homer in his first 314 career at-bats and hit his first 5 HR in at span of 48 at-bats from 3/16-4/15
- Leads the team with a .367 average in the last three SEC series

CAREER STATISTICS

YEAR	AVG	GP-GS	AB	R	H	2B	3B	HR	RBI	SB-A
2019	.262	63-63	225	31	59	10	0	0	28	14-16
2020	.359	11-10	39	8	14	7	0	0	6	0-0
2021	.256	37-36	121	23	31	8	0	5	19	7-10
TOTAL	.270	111-109	385	62	104	25	0	5	53	21-16

CAREER HIGHS

At Bats: 6, at Mississippi State (3/24/19)
Runs: 3, two times
Hits: 3, four times
Doubles: 1, 25 times
HR: 2, at Alabama (4/15)
RBI: 3, three times

SEASON HIGHS

5, three times
 2, three times
 3, at Alabama (4/15)
 1, eight times
 2, at Alabama (4/15)
 3, three times

28 • NATE LARUE C

6-3 • 210 • SO • Mobile, Ala. • McGill-Toolen

- Became the first Auburn player to start at catcher and pitch in the same season since Josh Donaldson in 2005

CAREER STATISTICS

YEAR	AVG	GP-GS	AB	R	H	2B	3B	HR	RBI	SB-A
2020	.294	8-3	17	6	5	1	0	0	2	0-0
2021	.182	12-7	22	4	4	1	0	1	3	0-0
TOTAL	.231	20-10	39	10	9	2	0	1	5	0-0

CAREER HIGHS

At Bats: 5, vs. UIC (2/15 - G1)
Runs: 2, two times
Hits: 2, vs. PC (2/20/21)
Doubles: 1, two times
HR: 1, vs. PC (2/20/21)
RBI: 2, vs. PC (2/20/21)

SEASON HIGHS

4, vs. PC (2/20)
 2, vs. AAMU (2/23)
 2, vs. PC (2/20)
 1, vs. PC (2/20)
 1, vs. PC (2/20)
 2, vs. PC (2/20)

10 • TYLER MILLER IF

6-2 • 193 • JR • Spanish Fort, Ala. • EMCC

- Hit .409 with 2 HR and 8 RBI in 5 games last week
- Leads the league and ranks 5th in NCAA in RBI
- Tied for the SEC lead with 14 multi-RBI games
- His 12 HR and 49 RBI are the most by an Auburn player through 37 games since 2009

CAREER STATISTICS

YEAR	AVG	GP-GS	AB	R	H	2B	3B	HR	RBI	SB-A
2020	.229	12-9	35	9	8	0	1	0	5	0-0
2021	.354	36-36	144	27	51	5	1	12	49	3-4
TOTAL	.330	48-45	179	36	59	5	2	12	54	3-4

CAREER HIGHS

At Bats: 6, vs. JSU (4/21/21)
Runs: 3, three times
Hits: 4, vs. TAMU (2/28/21)
Doubles: 1, five times
HR: 2, at Lipscomb (3/16/21)
RBI: 6, vs. BC (3/6/21)

SEASON HIGHS

6, vs. JSU (4/21)
 3, three times
 4, vs. TAMU (2/28)
 1, five times
 2, at Lipscomb (3/16)
 6, vs. BC (3/6)

19 • BRODY MOORE IF

6-0 • 185 • JR • Oneonta, Ala. • Oneonta

- Riding a career-best 8-game hitting streak
- Went 5-for-11 (.455) with 2 R and 1 RBI vs. Florida
- Ranks 2nd on the team with a .329 average in SEC play
- Has started in 35 straight games at second base

CAREER STATISTICS

YEAR	AVG	GP-GS	AB	R	H	2B	3B	HR	RBI	SB-A
2019	.333	13-4	27	6	9	1	1	0	4	0-1
2020	.339	17-14	56	11	19	1	1	0	9	5-5
2021	.315	36-36	143	23	45	10	0	2	27	0-2
TOTAL	.323	66-54	226	40	73	12	2	2	40	5-8

CAREER HIGHS

At Bats: 6, vs. AAMU (2/24/21)
Runs: 3, vs. PC (2/19/21)
Hits: 4, two times
Doubles: 2, vs. AAMU (2/24/21)
HR: 1, two times
RBI: 7, vs. AAMU (2/24/21)

SEASON HIGHS

6, vs. AAMU (2/24)
 3, vs. PC (2/19)
 4, two times
 2, vs. AAMU (2/24)
 1, two times
 7, vs. AAMU (2/24)

6 • BOBBY PEIRCE OF

6-2 • 195 • R-SO • Scottsdale, Ariz. • S. Mountain

CAREER STATISTICS

YEAR	AVG	GP-GS	AB	R	H	2B	3B	HR	RBI	SB-A
2021	.200	8-2	15	3	3	1	0	0	4	0-0

SEASON HIGHS

At Bats: 4, vs. AAMU (2/24)
Runs: 3, vs. AAMU (2/24)
Hits: 1, three times
Doubles: 1, vs. AAMU (2/24)
RBI: 2, vs. AAMU (2/24)

34 • JOHN SAMUEL SHENKER IF

6-3 • 250 • R-JR • Albany, Ga. • Colquitt County

- Also serves as the starting TE for Auburn football
- Hauled in nine catches for 97 yards in 11 games for Auburn football last fall

CAREER STATISTICS

YEAR	AVG	GP-GS	AB	R	H	2B	3B	HR	RBI	SB-A
2020	.318	11-6	22	5	7	1	0	0	6	0-0
2021	.200	11-3	20	3	4	1	0	0	2	0-0
TOTAL	.262	22-9	42	8	11	2	0	0	8	0-0

CAREER HIGHS

At Bats: 5, vs. Wright State (2/29/20)
Runs: 2, vs. UIC (2/16/20)
Hits: 2, vs. UIC (2/16/20)
Doubles: 1, two times
RBI: 2, two times

SEASON HIGHS

4, two times
 1, three times
 1, four times
 1, at Ole Miss (2/20)
 1, two times

1 • JUDD WARD OF

6-1 • 195 • SR • Russellville, Ala. • Russellville

- Hit a leadoff double and scored the game-winning run vs. JSU last Wednesday (4/21)

CAREER STATISTICS

YEAR	AVG	GP-GS	AB	R	H	2B	3B	HR	RBI	SB-A
2018	.250	37-21	84	9	21	2	1	0	8	0-2
2019	.272	66-65	257	42	70	12	2	5	34	5-7
2020	.315	18-18	73	16	23	6	1	2	17	2-3
2021	.236	31-30	110	22	26	4	1	3	13	0-1
TOTAL	.267	152-134	524	89	140					

8 • BRYSON WARE IF/OF

6-2 • 195 • SO • Madison, Miss. • Pearl River
 • Has hit 4 of his HR in the last 10 games

CAREER STATISTICS

YEAR	AVG	GP-GS	AB	R	H	2B	3B	HR	RBI	SB-A
2021	.264	32-29	110	30	29	4	1	6	24	3-4

SEASON HIGHS

At Bats: 5, four times
 Runs: 6, vs. AAMU (2/24)
 Hits: 3, two times
 Doubles: 1, four times
 HR: 1, six times
 RBI: 4, two times

41 • STEVEN WILLIAMS OF

6-3 • 216 • SR • Albany, Ga. • Deerfield-Windsor
 • Needs 3 more HR to enter AU's career top 10
 • Is hitting .344 (11-for-32) with 8 R, 12B, 1 3B, 5 HR and 11 RBI in the last 9 games

- Ranks second among active SEC players in career hits (173), home runs (32) and RBI (127)

CAREER STATISTICS

YEAR	AVG	GP-GS	AB	R	H	2B	3B	HR	RBI	SB-A
2018	.291	65-65	244	54	71	10	1	12	51	1-1
2019	.247	65-64	235	40	58	8	2	9	36	3-3
2020	.275	13-12	40	7	11	4	0	2	12	0-0
2021	.258	36-34	128	28	33	7	1	9	28	1-2
TOTAL	.267	179-175	647	129	173	29	4	32	127	5-6

CAREER HIGHS

At Bats: 6, two times
 Runs: 4, three times
 Hits: 4, four times
 Doubles: 2, two times
 HR: 1, 32 times
 RBI: 7, vs. Longwood (2/17/18)

SEASON HIGHS

5, four times
 3, vs. BC (3/6)
 2, eight times
 2, vs. AAMU (2/24)
 1, nine times
 4, two times

4 • RANKIN WOLEY IF

6-0 • 210 • GR • Atlanta, Ga. • Chattahoochee Valley
 • Homered in back-to-back games vs. Samford/JSU
 • Ranks 3rd on the team with a .314 average in SEC play
 • Went on a 12-game hit streak from 2/28-3/21, marking the longest by an Auburn player since Jonah Todd (16) and Dylan Ingram (13) in 2017

CAREER STATISTICS

YEAR	AVG	GP-GS	AB	R	H	2B	3B	HR	RBI	SB-A
2019	.277	64-64	256	36	71	17	1	3	45	2-2
2020	.412	18-18	68	13	28	8	0	2	22	0-0
2021	.312	35-35	138	25	43	10	0	5	18	1-1
TOTAL	.307	117-117	462	74	142	35	1	10	85	3-3

CAREER HIGHS

At Bats: 7, vs. Arkansas (4/5/19)
 Runs: 5, vs. BC (3/6/21)
 Hits: 4, vs. UIC (2/15/20 - G1)
 Doubles: 2, four times
 HR: 1, 10 times
 RBI: 4, three times

SEASON HIGHS

5, eight times
 5, vs. BC (3/6)
 3, two times
 1, 10 times
 1, five times
 4, vs. PC (2/19)

PITCHER PROFILES

18 • MASON BARNETT RHP

6-1 • 205 • SO • Cartersville, Ga. • Cartersville

- Didn't allow an earned run and struck out 5 with no walks in 4.0 innings last week

CAREER STATISTICS

YEAR	ERA	W-L	G/S	IP	H	R	ER	BB	K	BAA
2020	3.52	0-0	6/0	7.2	5	4	3	3	16	.192
2021	3.75	2-3	12/6	36.0	32	19	15	18	36	.246
TOTAL	3.71	2-3	18/6	43.2	37	23	18	21	52	.237

CAREER HIGHS

Innings: 7.0, vs. Little Rock (3/13/21)
 Hits: 6, vs. Kentucky (3/27/21)
 Runs: 6, at Ole Miss (3/20/21)
 Earned Runs: 5, vs. Kentucky (3/27/21)
 Strikeouts: 9, vs. Little Rock (3/13/21)
 Walks: 5, at Arkansas (4/3/21)
 Pitches: 91, vs. Little Rock (3/13/21)

SEASON HIGHS

7.0, vs. Little Rock (3/13)
 6, vs. Kentucky (3/27)
 6, at Ole Miss (3/20)
 5, vs. Kentucky (3/27)
 9, vs. Little Rock (3/13)
 5, at Arkansas (4/3)
 91, vs. Little Rock (3/13)

21 • TRACE BRIGHT RHP

6-4 • 185 • SO • Montgomery, Ala. • Trinity

- Tied for the team lead with three wins this year
- Named the SEC Pitcher of the Week on Mar. 1 after throwing 6.0 scoreless innings vs. Texas A&M (2/28)

CAREER STATISTICS

YEAR	ERA	W-L	G/S	IP	H	R	ER	BB	K	BAA
2020	8.38	1-1	3/3	9.2	10	9	9	7	12	.278
2021	7.65	3-4	14/7	37.2	37	33	32	15	35	.255
TOTAL	7.80	4-5	17/10	47.1	47	42	41	22	47	.260

CAREER HIGHS

Innings: 6.0, vs. TAMU (2/28/21)
 Hits: 5, three times
 Runs: 7, at Ole Miss (3/21/21)
 Earned Runs: 7, at Ole Miss (3/21/21)
 Strikeouts: 7, vs. AAMU (2/23/21)
 Walks: 3, three times
 Pitches: 85, vs. TAMU (2/28/21)

SEASON HIGHS

6.0, vs. TAMU (2/28)
 5, two times
 7, at Ole Miss (3/20)
 7, at Ole Miss (3/20)
 7, vs. AAMU (2/23)
 3, at Ole Miss (3/20)
 85, vs. TAMU (2/28)

40 • B. BURKHALTER RHP

6-0 • 185 • SO • Dothan, Ala. • Northview

CAREER STATISTICS

YEAR	ERA	W-L	G/S	IP	H	R	ER	BB	K	BAA
2020	2.08	0-0	4/0	4.1	6	1	1	3	3	.462
2021	1.98	0-0	11/0	13.2	8	4	3	12	18	.163
TOTAL	2.00	0-0	15/0	18.0	14	5	4	15	21	.226

CAREER HIGHS

Innings: 2.1, vs. BC (3/7/21)
 Hits: 3, vs. UCF (2/23)
 Runs: 2, at Lipscomb (3/16/21)
 Earned Runs: 1, four times
 Strikeouts: 4, vs. Little Rock (3/13/21)
 Walks: 2, three times
 Pitches: 35, vs. BC (3/7/21)

SEASON HIGHS

2.1, vs. BC (3/7)
 2, three times
 2, at Lipscomb (3/16)
 1, three times
 4, vs. Little Rock (3/13)
 2, three times
 35, vs. BC (3/7)

43 • RICHARD FITTS RHP

6-3 • 215 • JR • Helena, Ala. • Helena

- Made his first start since Mar. 5 vs. Florida last Sunday and struck out the side in the 1st

CAREER STATISTICS

YEAR	ERA	W-L	G/S	IP	H	R	ER	BB	K	BAA
2019	5.31	5-3	21/5	62.2	78	37	37	17	47	.305
2020	2.77	1-0	6/1	13.0	9	4	4	5	16	.200
2021	7.82	0-3	9/4	25.1	29	24	22	10	26	.284
TOTAL	5.61	6-6	36/10	101.0	116	65	63	32	89	.288

CAREER HIGHS

Innings: 6.1, vs. UNA (5/14/19)
 Hits: 9, vs. Baylor (2/27/21)
 Runs: 7, vs. Baylor (2/27/21)
 Earned Runs: 6, two times
 Strikeouts: 8, vs. UNA (5/14/19)
 Walks: 3, four times
 Pitches: 93, at North Carolina (6/10/19)

SEASON HIGHS

5.0, two times
 9, vs. Baylor (2/27)
 7, vs. Baylor (2/27)
 6, vs. Baylor (2/27)
 7, at Alabama (4/15)
 3, vs. Florida (4/25)
 90, vs. BC (3/5)

18 • BROOKS FULLER LHP

6-2 • 215 • JR • Auburn, Ala. • Auburn

CAREER STATISTICS

YEAR	ERA	W-L	G/S	IP	H	R	ER	BB	K	BAA
2019	4.50	2-2	20/8	44.0	39	30	22	35	36	.239
2020	2.25	1-1	3/2	8.0	11	3	2	1	7	.333
2021	9.64	0-0	11/0	14.0	20	16	15	13	16	.333
TOTAL	5.32	3-3	34/10	66.0	70	49	39	49	59	.273

CAREER HIGHS

Innings: 6.0, at Texas A&M (4/13/19)
 Hits: 5, three times
 Runs: 5, vs. Baylor (2/27/21)
 Earned Runs: 5, vs. Baylor (2/27/21)
 Strikeouts: 6, vs. Ole Miss (4/20/19)
 Walks: 4, at South Carolina (3/30/19)
 Pitches: 93, at Texas A&M (4/13/19)

SEASON HIGHS

2.1, three times
 5, vs. Baylor (2/27)
 5, vs. Baylor (2/27)
 5, vs. Baylor (2/27)
 3, three times
 3, two times
 58, vs. Baylor (2/27)

23 • PEYTON GLAVINE LHP

5-11 • 180 • R-JR • Alpharetta, Ga. • Blessed Trinity

- Made his first SEC start vs. Florida last Sunday and faced one over the minimum thru 3.0 IP
- Hasn't allowed a run in seven of his 10 relief appearances
- Ranks 5th on the team with a 2.66 relief ERA

CAREER STATISTICS

YEAR	ERA	W-L	G/S	IP	H	R	ER	BB	K	BAA
2018	27.00	0-0	5/0	3.0	10	9	9	2	5	.526
2019	5.62	1-0	9/0	8.0	10	5	5	8	12	.294
2021	4.74	1-1	12/2	24.2	19	13	13	6	22	.213
TOTAL	6.81	2-1	26/2	35.2	39	27	27	16	39	.275

CAREER HIGHS

Innings: 3.0, four times
 Hits: 5, vs. Northeastern (3/10/18)
 Runs: 6, vs. Northeastern (3/10/18)
 Earned Runs: 6, vs. Northeastern (3/10/18)
 Strikeouts: 5, vs. Little Rock (3/12/21)
 Walks: 2, three times
 Pitches: 47, vs. Florida (4/25/21)

SEASON HIGHS

3.0, four times
 4, two times
 4, at Lipscomb (3/16)
 4, at Lipscomb (3/16)
 5, vs. Little Rock (3/12)
 2, at Lipscomb (3/16)
 47, vs. Florida (4/25)

45 • JOSEPH GONZALEZ RHP

6-4 • 215 • FR • Humacao, PR • Leadership CA

- Pitched 3.1 scoreless with 3 K vs. JSU last Wednesday
- Earned his 1st career win in the middle game vs. Florida
- Has turned in a 3.65 ERA in eight relief appearances

CAREER STATISTICS

YEAR	ERA	W-L	G/S	IP	H	R	ER	BB	K	BAA
2021	7.94	1-3	13/5	28.1	38	25	25	9	19	.317

SEASON HIGHS

Innings: 5.0, two times
 Hits: 8, vs. Kentucky (3/27)
 Runs: 9, vs. MSU (4/11)
 Earned Runs: 9, vs. MSU (4/11)
 Strikeouts: 7, at UAB (3/9)
 Walks: 5, at Arkansas (4/2)
 Pitches: 86, at Arkansas (4/2)

20 • CODY GREENHILL RHP

6-4 • 216 • SR • Russellville, Ala. • Russellville

- Made his first relief appearance of the season and earned the save vs. Samford (4/20)
- Ranks T-4th in program history with 20 career saves
- Ranks top 10 in the SEC with a 2.84 ERA
- Was one of three SEC pitchers entering 2021 with a sub-.300 career ERA and 100+ IP

CAREER STATISTICS

YEAR	ERA	W-L	G/S	IP	H	R	ER	BB	K	BAA
2018	2.30	6-3	21/0	58.2	53	17	15	19	55	.242
2019	3.45	2-3	28/0	57.1	53	27	22	18	44	.243
2020	0.00	0-0	4/0	12.2	5	0	0	1	17	.122
2021	2.84	3-0	10/8	44.1	35	18	14	11	35	.216
TOTAL	2.65	11-6	63/8	173.0	146	62	51	49	151	.228

CAREER HIGHS

Innings: 7.0, two times
 Hits: 7, two times
 Runs: 5, two times
 Earned Runs: 5, at MSU (3/24/19)
 Strikeouts: 6, two times
 Walks: 3, four times
 Pitches: 94, at Ole Miss (3/19/21)

SEASON HIGHS

7.0, two times
 7, vs. MSU (4/9)
 5, at Alabama (4/15)
 4, at Alabama (4/15)
 6, vs. PC (2/19)
 3, vs. OU (2/26)
 94, at Ole Miss (3/19)

16 • CAM HILL LHP

6-3 • 210 • FR • Madison, Ala. • Bob Jones
 • Pitched a 1-2-3 9th inning vs. Kentucky (3/27) and earned his second win in a scoreless 10th vs. JSU (4/21)

CAREER STATISTICS

YEAR	ERA	W-L	G/S	IP	H	R	ER	BB	K	BAA
2021	21.94	2-0	8/0	5.1	11	14	13	8	6	.440

SEASON HIGHS

Innings: 1.0, four times
Hits: 4, vs. BC (3/7)
Runs: 5, vs. BC (3/7)
Earned Runs: 5, vs. BC (3/7)
Strikeouts: 2, two times
Walks: 3, at Ole Miss (3/21)
Pitches: 30, vs. BC (3/7)

33 • WILL MORRISON RHP

6-2 • 190 • R-SO • Cullman, Ala. • Cullman
 • Allowed his first run of the season vs. Samford (4/20)
 • Earned his first career save by striking out the last batter of the game vs. Florida (4/25)
 • Made his first appearance since 2019 in the series finale at Ole Miss (3/21)

CAREER STATISTICS

YEAR	ERA	W-L	G/S	IP	H	R	ER	BB	K	BAA
2019	4.56	0-0	24/0	25.2	24	13	13	11	15	.264
2021	1.23	0-0	8/0	7.1	5	1	1	4	6	.208
TOTAL	3.82	0-0	32/0	33.0	29	14	14	15	21	.252

CAREER HIGHS

Innings: 3.0, two times
Hits: 4, two times
Runs: 3, at GT (4/16/19)
Earned Runs: 3, at GT (4/16/19)
Strikeouts: 5, vs. AAMU (2/19/19)
Walks: 2, two times
Pitches: 50, vs. Arkansas (4/6/19)

SEASON HIGHS

2.0, vs. Samford (4/20)
 4, vs. Samford (4/20)
 1, vs. Samford (4/20)
 1, vs. Samford (4/20)
 1, six times
 2, vs. MSU (4/11)
 33, vs. Samford (4/20)

26 • HAYDEN MULLINS LHP

6-0 • 185 • SO • Gallatin, Tenn. • Hendersonville
 • Hasn't pitched since Apr. 11 and has thrown just once since Mar. 14

CAREER STATISTICS

YEAR	ERA	W-L	G/S	IP	H	R	ER	BB	K	BAA
2020	3.68	1-0	5/0	7.1	4	3	3	6	10	.174
2021	2.38	2-0	7/0	11.1	10	4	3	4	19	.222
TOTAL	2.89	3-0	12/0	18.2	14	7	6	10	29	.206

CAREER HIGHS

Innings: 4.0, at UAB (3/9/21)
Hits: 3, vs. Little Rock (3/14/21)
Runs: 3, vs. UCF (2/23)
Earned Runs: 3, vs. UCF (2/23)
Strikeouts: 8, at UAB (3/9/21)
Walks: 3, vs. Wofford (3/11)
Pitches: 56, at UAB (3/9/21)

SEASON HIGHS

4.0, at UAB (3/9)
 3, vs. Little Rock (3/14)
 2, vs. MSU (4/11)
 2, vs. MSU (4/11)
 8, at UAB (3/9)
 1, four times
 56, at UAB (3/9)

44 • JACK OWEN LHP

6-2 • 204 • SR • Aliso Viejo, Calif. • JSerra Catholic
 • Is 1-0 with a 3.21 ERA in his last two starts
 • Has turned in back-to-back quality starts with 15 K and 1 BB during the span
 • Was one of eight SEC pitchers entering 2021 with a sub-4.00 career ERA and 100+ IP

CAREER STATISTICS

YEAR	ERA	W-L	G/S	IP	H	R	ER	BB	K	BAA
2018	5.97	2-2	14/7	34.2	43	24	23	16	35	.312
2019	2.75	4-2	14/10	68.2	64	22	21	14	59	.247
2020	3.43	3-1	4/4	21.0	17	10	8	5	25	.215
2021	6.04	1-2	6/4	25.1	33	17	17	5	22	.317
TOTAL	4.15	10-7	38/25	149.2	157	73	69	40	141	.271

CAREER HIGHS

Innings: 9.0, vs. UTSA (3/9/19)
Hits: 9, three times
Runs: 6, three times
Earned Runs: 6, three times
Strikeouts: 10, vs. Cincinnati (3/2/19)
Walks: 3, four times
Pitches: 110, vs. Florida (4/25/21)

SEASON HIGHS

7.0, two times
 9, vs. MSU (4/10)
 6, vs. MSU (4/10)
 6, vs. MSU (4/10)
 8, at Alabama (4/16)
 2, at Ole Miss (3/21)
 110, vs. Florida (4/25)

29 • CARSON SKIPPER LHP

6-3 • 210 • JR • Trussville, Ala. • Hewitt-Trussville
 • Hasn't allowed an earned run in his last two outings
 • Has turned in an 6.0 K-BB ratio this season

CAREER STATISTICS

YEAR	ERA	W-L	G/S	IP	H	R	ER	BB	K	BAA
2019	7.46	3-3	17/8	35.0	45	33	29	23	38	.306
2020	1.00	0-0	7/0	9.0	5	1	1	3	12	.167
2021	4.20	0-2	12/0	15.0	17	9	7	3	18	.274
TOTAL	5.64	3-5	36/8	59.0	67	43	37	29	68	.280

CAREER HIGHS

Innings: 4.2, vs. UTSA (3/9/19)
Hits: 5, four times
Runs: 5, two times
Earned Runs: 5, vs. Arkansas (4/5/19)
Strikeouts: 8, vs. Alabama A&M (2/19/19)
Walks: 4, at Georgia Tech (4/16/19)
Pitches: 78, vs. Arkansas (4/5/19)

SEASON HIGHS

2.0, three times
 4, at Alabama (4/17)
 3, at Alabama (4/17)
 3, at Alabama (4/17)
 3, two times
 1, three times
 43, at Arkansas (4/2)

36 • JACK SOKOL RHP

6-4 • 192 • FR • New Albany, Ohio • New Albany
 • Earned the win in his Auburn debut and first career start vs. Alabama A&M (2/24)

CAREER STATISTICS

YEAR	ERA	W-L	G/S	IP	H	R	ER	BB	K	BAA
2021	0.00	1-0	2/1	4.2	1	0	0	4	6	.083

CAREER HIGHS

Innings: 4.0, vs. AAMU (2/24)
Hits: 1, vs. AAMU (2/24)
Runs: 0, two times
Earned Runs: 0, two times
Strikeouts: 6, vs. AAMU (2/24)
Walks: 3, vs. AAMU (2/24)
Pitches: 52, vs. AAMU (2/24)

32 • CARSON SWILLING RHP

6-1 • 185 • FR • Smiths Station, Ala. • Smiths
 • Struck out the side in the 9th at GT last Tuesday (4/13)
 • Earned his first career save in 2.0 IP at Alabama (4/16)
 • Hasn't allowed an earned run or issued a walk in his last five outings

CAREER STATISTICS

YEAR	ERA	W-L	G/S	IP	H	R	ER	BB	K	BAA
2021	2.70	1-1	14/0	20.0	13	7	6	8	20	.178

CAREER HIGHS

Innings: 3.2, at Lipscomb (3/16)
Hits: 3, at Lipscomb (3/16)
Runs: 3, vs. MSU (4/11)
Earned Runs: 3, vs. MSU (4/11)
Strikeouts: 3, three times
Walks: 3, vs. MSU (4/11)
Pitches: 45, at Ole Miss (3/20)

27 • SEB THOMAS RHP

6-5 • 250 • SO • Brookhaven, Ga. • Marist

CAREER STATISTICS

YEAR	ERA	W-L	G/S	IP	H	R	ER	BB	K	BAA
2020	1.17	0-0	7/0	7.2	4	1	1	4	6	.160
2021	6.08	0-1	10/0	13.1	13	9	9	6	10	.277
TOTAL	4.29	0-1	17/0	21.0	17	10	10	10	16	.236

CAREER HIGHS

Innings: 2.2, vs. PC (2/21/21)
Hits: 4, vs. JSU (4/21/21)
Runs: 4, vs. JSU (4/21/21)
Earned Runs: 4, vs. JSU (4/21/21)
Strikeouts: 4, vs. BC (3/5/21)
Walks: 3, vs. Wofford (3/11)
Pitches: 49, vs. Wofford (3/11)

SEASON HIGHS

2.2, vs. PC (2/21)
 4, vs. JSU (4/21)
 4, vs. JSU (4/21)
 4, vs. JSU (4/21)
 4, vs. BC (3/5)
 1, six times
 39, vs. BC (3/5)

AUBURN IN THE NATIONAL AND SEC RANKINGS

(as of Apr. 28)

TEAM	TOTAL	NCAA	SEC
Double plays	43	1	1
Home runs	59	5	3
Slugging percentage	.488	16	3
Hits	378	20	6
10 TYLER MILLER	TOTAL	NCAA	SEC
RBI	49	5	1
RBI/game	1.36	12	1
Home runs	12	13	5
Home runs/game	0.33	23	5

PITCHING CAREERS

MASON BARNETT'S CAREER APPEARANCES

2020 - FRESHMAN YEAR

Date	Opp (Res.)	DEC	QS	IP	H	R	ER	BB	SO	HR	ERA	NP
2/15	ILLINOIS-CHICAGO (W, 7-3)	-	-	1.0	4	3	3	1	2	0	27.00	32
2/19	OAKLAND (W, 17-1)	-	-	1.0	0	0	0	0	2	0	13.50	10
2/25	ALABAMA A&M (W, 10-0)	-	-	1.0	0	0	0	1	2	0	9.00	17
3/1	WRIGHT STATE (W, 6-0)	-	-	1.0	0	0	0	1	2	0	6.75	21
3/8	CHICAGO STATE (W, 9-0)	-	-	1.0	1	0	0	0	3	0	5.40	19
3/10	GEORGIA TECH (L, 2-6)	-	-	2.2	0	1	0	0	5	0	3.52	35

2021 - SOPHOMORE YEAR

Date	Opp (Res.)	DEC	QS	IP	H	R	ER	BB	SO	HR	ERA	NP
2/21	*PRESBYTERIAN (W, 2-1 [10])	-	-	4.0	3	0	0	2	4	0	0.00	65
2/26	vs. #25 Oklahoma (L, 3-4 [10])	-	-	1.1	2	1	1	3	1	0	1.69	42
3/6	*#18 BOSTON COLLEGE (W, 16-1)	W	-	5.1	2	1	0	2	3	0	0.84	75
3/13	*LITTLE ROCK (W, 6-0)	W	X	7.0	2	0	0	1	9	0	0.51	91
3/20	*at #4 Ole Miss (L, 5-6)	L	-	3.0	5	6	4	2	4	0	2.18	72
3/27	*KENTUCKY (L, 6-7)	-	-	5.1	6	5	5	0	8	2	3.46	84
4/1	at #1 Arkansas (W, 2-1)	S	-	1.0	0	0	0	1	0	0	3.33	15
4/3	at #1 Arkansas (L, 5-6 [10])	-	-	1.2	2	1	1	5	0	0	3.45	45
4/11	#4 MISSISSIPPI STATE (L, 10-19)	-	-	2.0	4	2	2	0	1	0	3.82	33
4/17	at Alabama (L, 9-10)	L	-	1.1	4	2	2	2	1	0	4.22	34
4/21	*JAX STATE (W, 8-7 [10])	-	-	1.0	0	0	0	0	1	0	4.09	14
4/25	#10 FLORIDA (L, 4-6)	L	-	3.0	2	1	0	0	4	0	3.75	42

*- Starter

TRACE BRIGHT'S CAREER APPEARANCES

2020 - FRESHMAN YEAR

Date	Opp (Res.)	DEC	QS	IP	H	R	ER	BB	SO	HR	ERA	NP
2/19	*OAKLAND (W, 17-1)	W	-	3.0	2	1	1	1	6	1	3.00	59
2/26	*ALABAMA A&M (W, 12-6)	-	-	4.2	3	4	4	3	6	0	5.87	80
3/11	*WOFFORD (L, 3-4)	L	-	2.0	5	4	4	3	0	0	8.38	50

2021 - SOPHOMORE YEAR

Date	Opp (Res.)	DEC	QS	IP	H	R	ER	BB	SO	HR	ERA	NP
2/19	PRESBYTERIAN (W, 14-3)	-	-	1.0	2	0	0	0	2	0	0.00	28
2/23	*ALABAMA A&M (W, 18-2 [7])	W	-	4.0	2	2	1	0	7	0	1.80	55
2/28	*vs. Texas A&M (W, 6-1)	W	X	6.0	3	0	0	2	1	0	0.82	86
3/7	*#18 BOSTON COLLEGE (L, 9-11 [10])	L	-	5.0	3	1	1	1	3	0	1.12	69
3/14	*LITTLE ROCK (L, 6-12)	L	-	4.1	5	6	6	0	5	2	3.54	74
3/21	*at #4 Ole Miss (L, 11-19)	L	-	1.1	4	7	7	3	2	0	6.23	53
3/26	KENTUCKY (L, 6-8 [10])	-	-	3.0	5	4	4	2	2	2	6.93	58
4/2	at #1 Arkansas (L, 5-6)	-	-	1.0	3	3	3	0	2	0	7.71	24
4/3	at #1 Arkansas (L, 5-6 [10])	L	-	0.2	2	1	1	1	0	0	7.86	11
4/10	#4 MISSISSIPPI STATE (L, 2-7)	-	-	3.1	1	1	1	1	3	1	7.28	38
4/13	*at #20 Georgia Tech (W, 7-3)	W	-	4.0	3	2	2	1	1	1	6.95	39
4/17	at Alabama (L, 9-10)	-	-	1.2	2	2	2	1	3	1	7.13	38
4/20	*SAMFORD (W, 6-4)	-	-	1.0	1	2	2	1	2	1	7.43	19
4/23	#10 FLORIDA (L, 2-4)	L	-	1.1	1	2	2	2	2	0	7.65	32

BLAKE BURKHALTER'S CAREER APPEARANCES

2020 - FRESHMAN YEAR

Date	Opp (Res.)	DEC	QS	IP	H	R	ER	BB	SO	HR	ERA	NP
2/15	ILLINOIS-CHICAGO (W, 7-3)	-	-	1.0	1	0	0	1	1	0	0.00	14
2/23	UCF (L, 2-12)	-	-	1.0	3	1	1	1	0	0	4.50	20
2/26	ALABAMA A&M (W, 12-6)	-	-	1.1	1	0	0	1	2	0	2.70	23
3/8	CHICAGO STATE (W, 9-0)	-	-	1.0	1	0	0	0	0	0	2.08	8

2021 - SOPHOMORE YEAR

Date	Opp (Res.)	DEC	QS	IP	H	R	ER	BB	SO	HR	ERA	NP
2/20	PRESBYTERIAN (W, 6-1)	-	-	1.0	2	0	0	1	1	0	0.00	25
2/24	ALABAMA A&M (W, 33-0)	-	-	1.0	0	0	0	0	2	0	0.00	19
2/28	vs. Texas A&M (W, 6-1)	-	-	1.0	0	0	0	1	0	0	0.00	11
3/7	*#18 BOSTON COLLEGE (L, 9-11 [10])	-	-	2.1	0	0	0	1	3	0	0.00	35
3/13	LITTLE ROCK (W, 6-0)	-	-	2.0	2	0	0	1	4	0	0.00	34
3/16	at Lipscomb (W, 9-7)	-	-	0.2	2	2	1	2	2	1	1.12	25
3/20	at #4 Ole Miss (L, 5-6)	-	-	1.0	0	0	0	2	0	0	1.00	18
3/27	KENTUCKY (L, 6-7)	-	-	1.2	1	1	1	1	3	1	1.69	22
4/2	at #1 Arkansas (L, 5-6)	-	-	0.2	0	0	0	1	0	0	1.59	19
4/11	#4 MISSISSIPPI STATE (L, 10-19)	-	-	0.1	0	0	0	2	1	0	1.54	14
4/21	JAX STATE (W, 8-7 [10])	-	-	2.0	1	1	1	0	2	1	1.98	31

RICHARD FITTS' CAREER APPEARANCES

*- Starter

2019 - FRESHMAN YEAR

Date	Opp (Res.)	DEC	QS	IP	H	R	ER	BB	SO	HR	ERA	NP
2/17	GEORGIA SOUTHERN (W, 4-3)	-	-	2.1	2	1	1	1	0	0	3.86	47
2/24	at UCF (W, 13-9)	-	-	2.0	2	1	1	0	2	1	4.15	27
3/5	UT MARTIN (W, 15-9)	W	-	2.0	2	1	1	0	1	0	4.26	26
3/9	UTSA (W, 8-3)	-	-	0.1	2	1	1	0	1	0	5.40	9
3/17	*#21 TENNESSEE (W, 5-3)	-	-	0.1	1	0	0	0	0	0	5.14	7
3/19	at UAB (W, 13-5)	-	-	1.1	2	0	0	2	2	0	4.32	31
3/23	at #4 Mississippi State (L, 2-15)	-	-	1.0	4	3	3	0	1	1	6.75	22
3/26	vs. Alabama (L, 3-6)	-	-	3.2	3	0	0	1	1	0	4.85	65

3/31	at South Carolina (W, 7-5)	W	-	5.0	3	0	0	2	2	0	3.50	64
4/4	*#9 ARKANSAS (L, 0-8)	L	-	4.1	5	5	5	3	2	1	4.84	74
4/16	*at #12 Texas A&M (L, 1-4)	L	-	3.0	5	3	3	0	2	0	5.33	56
4/18	*#17 OLE MISS (W, 7-4)	W	-	4.1	4	0	0	0	4	0	4.55	57
4/26	*at #4 Vanderbilt (L, 2-5)	L	-	2.1	6	4	4	1	3	1	5.34	77
5/5	*ALABAMA (W, 17-7)	-	-	3.2	7	3	3	0	3	1	5.55	64
5/11	*#7 GEORGIA (L, 8-10)	-	-	0.0	3	3	3	0	0	1	6.31	13
5/14	NORTH ALABAMA (W, 8-7)	-	-	6.1	4	1	1	2	8	0	5.57	82
5/22	vs. #2 Vanderbilt (L, 1-11)	-	-	4.0	7	3	3	1	5	1	5.67	75
6/1	at #3 Georgia Tech (W, 6-5)	W	-	6.0	4	0	0	0	4	0	5.02	84
6/10	at #14 North Carolina (W, 14-7)	W	-	5.1	7	6	6	3	4	2	5.49	93
6/16	vs. #6 Mississippi State (L, 4-5)	-	-	2.0	1	1	1	0	0	0	5.46	20
6/19	vs. #7 Louisville (L, 3-5)	-	-	3.1	4	1	1	1	2	0	5.31	48

2020 - SOPHOMORE YEAR

Date	Opp (Res.)	DEC	QS	IP	H	R	ER	BBSO	HR	ERA	NP	
2/15	*ILLINOIS-CHICAGO (W, 7-3)	W	-	5.0	2	0	0	3	7	0	0.00	85
2/22	UCF (L, 3-7)	-	-	1.0	4	3	3	1	1	0	4.50	24
2/25	ALABAMA A&M (W, 10-0)	-	-	1.0	1	0	0	0	0	0	3.86	13
3/1	WRIGHT STATE (W, 6-0)	-	-	2.1	0	0	0	0	3	0	2.89	32
3/7	CHICAGO STATE (W, 16-2)	-	-	1.0	0	0	0	0	1	0	2.61	6
3/10	GEORGIA TECH (L, 2-6)	-	-	2.2	2	1	1	1	4	1	2.77	51

2021 - JUNIOR YEAR

Date	Opp (Res.)	DEC	QS	IP	H	R	ER	BB	SO	HR	ERA	NP
2/20	*PRESBYTERIAN (W, 6-1)	-	-	5.0	1	1	1	2	6	1	1.80	66
2/27	*vs. Baylor (L, 6-12)	L	-	4.1	9	7	6	0	2	2	6.75	67
3/5	*#18 BOSTON COLLEGE (L, 2-8)	L	-	5.0	7	5	5	1	2	3	7.53	90
3/16	at Lipscomb (W, 9-7)	S	-	2.0	0	0	0	2	3	0	6.61	33
3/26	KENTUCKY (L, 6-8 [10])	L	-	1.0	3	2	1	0	2	0	6.75	31
4/2	at #1 Arkansas (L, 5-6)	-	-	0.2	2	2	2	1	0	0	7.64	15
4/9	#4 MISSISSIPPI STATE (L, 5-6)	-	-	1.0	2	1	1	0	1	0	7.71	21
4/15	at Alabama (L, 7-8 [10])	-	-	4.1	2	2	2	1	7	2	7.04	64
4/25	*#10 FLORIDA (W, 10-8 [7])	-	-	2.1	3	4	4	3	3	1	7.82	57

*- Starter

BROOKS FULLER'S CAREER APPEARANCES

AUBURN 2021 AUBURN BASEBALL GAME NOTES

3/25 at #8 Kentucky (L, 13-3) - - 0.1 1 0 0 0 1 0 27.00 9

2019 - SOPHOMORE YEAR

Date	Opp (Res.)	DEC	QS	IP	H	R	ER	BBSO	HR	ERA	NP
2/16	GEORGIA SOUTHERN (L, 5-7)	-	-	0.2	0	0	0	0	1	0.00	11
2/20	ALABAMA A&M (W, 10-2)	-	-	1.0	3	0	0	2	2	0.00	35
3/9	UTSA (W, 8-3)	-	-	1.0	0	0	0	0	2	0.00	12
3/17	#21 TENNESSEE (W, 5-3)	-	-	0.1	0	0	0	1	0	0.00	8
3/19	at UAB (W, 13-5)	-	-	1.0	0	0	0	0	2	0.00	14
3/23	at #4 Mississippi State (L, 2-15)	-	-	1.2	3	1	1	2	0	1.59	34
4/23	at Jacksonville State (W, 14-2)	W	-	1.2	1	0	0	1	2	0	2.45
4/26	at #4 Vanderbilt (L, 2-5)	-	-	0.0	1	1	2	0	0	1.23	18
5/22	vs. #2 Vanderbilt (L, 1-11)	-	-	0.2	2	3	3	1	1	5.62	22

2021 - JUNIOR YEAR

Date	Opp (Res.)	DEC	QS	IP	H	R	ER	BBSO	HR	ERA	NP
2/23	ALABAMA A&M (W, 18-2 [7])	-	-	2.0	1	0	0	0	1	0.00	19
2/27	vs. Baylor (L, 6-12)	-	-	3.0	1	0	0	0	2	0.00	31
3/7	#18 BOSTON COLLEGE (L, 9-11 [10])	L	-	1.0	3	2	2	1	0	3.00	28
3/12	LITTLE ROCK (W, 7-0)	-	-	3.0	0	0	0	0	5	2.00	38
3/16	*at Lipscomb (W, 9-7)	-	-	1.1	2	4	4	2	1	5.23	33
3/21	at #4 Ole Miss (L, 11-19)	-	-	2.1	4	3	3	1	2	6.39	41
3/26	KENTUCKY (L, 6-8 [10])	-	-	1.0	0	0	0	0	2	0.93	14
4/11	#4 MISSISSIPPI STATE (L, 10-19)	-	-	1.0	0	0	0	0	0	5.52	8
4/13	at #20 Georgia Tech (W, 7-3)	-	-	2.0	0	0	0	1	0	4.86	29
4/17	at Alabama (L, 9-10)	-	-	3.0	2	0	0	0	3	4.12	38
4/20	SAMFORD (W, 6-4)	W	-	2.0	2	1	1	0	4	4.15	33
4/25	*#10 FLORIDA (L, 4-6)	-	-	3.0	4	3	3	1	2	4.74	47

JOSEPH GONZALEZ'S CAREER APPEARANCES

Date	Opp (Res.)	DEC	QS	IP	H	R	ER	BB	SO	HR	ERA	NP
2/20	PRESBYTERIAN (W, 6-1)	-	-	1.0	2	0	0	0	1	0	0.00	11
2/24	ALABAMA A&M (W, 33-0)	-	-	1.0	0	0	0	0	2	0	0.00	12
2/26	vs. #25 Oklahoma (L, 3-4 [10])	-	-	1.1	4	1	1	0	0	0	2.70	25
3/9	*at UAB (W, 6-5)	-	-	5.0	1	1	1	0	7	0	2.16	60
3/14	LITTLE ROCK (L, 6-12)	-	-	0.2	2	1	1	0	0	0	3.00	12
3/16	at Lipscomb (W, 9-7)	-	-	1.1	1	0	0	0	1	0	2.61	17
3/19	at #4 Ole Miss (L, 0-1)	L	-	1.0	1	1	1	0	0	1	3.18	16
3/27	*KENTUCKY (L, 4-6)	L	-	4.0	8	5	5	2	4	0	5.28	71
4/3	*at #1 Arkansas (L, 5-6 [10])	-	-	5.0	2	2	2	5	1	0	4.87	86
4/11	*#4 MISSISSIPPI STATE (L, 10-19) L	-	-	0.2	7	9	9	1	9	0	8.57	44
4/17	*at Alabama (L, 9-10)	-	-	1.1	4	3	3	0	0	0	9.27	29
4/21	JAX STATE (W, 8-7 [10])	-	-	3.1	3	0	0	0	3	0	8.06	55
4/25	#10 FLORIDA (W, 10-8 [7])	W	-	2.2	3	2	2	1	0	0	7.94	43

CODY GREENHILL'S CAREER APPEARANCES

Date	Opp (Res.)	DEC	QS	IP	H	R	ER	BBSO	HR	ERA	NP	
2/16	LONGWOOD (W, 6-0)	-	-	1.0	1	0	0	1	0	0	0.00	23
2/20	GEORGIA STATE (W, 3-2)	W	-	3.1	0	0	0	3	4	0	0.00	66
2/24	BRYANT (W, 13-4)	-	-	2.0	3	0	0	0	4	0	0.00	39
2/27	at #15 South Alabama (W, 7-6)	-	-	2.0	2	0	0	1	1	0	0.00	26
3/3	BYU (W, 9-5)	-	-	3.1	5	1	1	1	4	0	0.77	48
3/6	at UAB (W, 11-8)	-	-	2.0	0	0	0	0	3	0	0.66	20
3/10	NORTHEASTERN (L, 2-1)	-	-	4.2	1	0	0	1	4	0	0.49	59
4/3	ALABAMA A&M (W, 19-5)	-	-	1.0	1	0	0	0	1	0	0.47	15
4/8	at #5 Arkansas (L, 5-4)	L	-	1.2	1	1	1	2	1	0	0.86	33
4/15	MISSISSIPPI STATE (W, 7-5)	W	-	4.1	5	2	2	0	5	0	1.42	78
4/21	at Alabama (W, 5-0)	-	-	2.0	2	0	0	1	4	0	1.32	38
4/27	at #1 Florida (W, 11-5)	W	-	5.0	6	2	2	2	3	0	1.67	81
5/5	#17 VANDERBILT (W, 11-5)	-	-	3.1	1	0	0	2	3	0	1.51	44
5/12	at #5 Ole Miss (L, 10-3)	L	-	4.2	3	1	1	3	1	1	1.56	69
5/17	LSU (W, 11-4)	-	-	3.0	3	0	0	0	2	0	1.45	39
5/19	LSU (W, 14-5)	-	-	2.0	3	3	1	3	1	1	1.59	38
5/22	vs. Kentucky (W, 4-3[11])	W	-	3.0	3	0	0	0	2	0	1.49	36
5/25	vs. #4 Ole Miss (L, 7-0)	-	-	2.2	4	2	2	0	2	2	1.76	48
6/3	at #11 N.C. State (W, 15-7)	W	-	4.1	6	3	3	2	5	1	2.11	86
6/10	vs. #1 Florida (W, 3-2)	W	-	3.0	2	1	1	1	1	1	2.16	42
6/11	at #1 Florida (L, 3-2)	L	-	0.1	1	1	1	0	0	1	2.30	8

2019 - SOPHOMORE YEAR

Date	Opp (Res.)	DEC	QS	IP	H	R	ER	BBSO	HR	ERA	NP	
2/16	GEORGIA SOUTHERN (L, 5-7)	-	-	2.2	4	1	1	1	0	0	3.38	34
2/22	at UCF (W, 4-1)	-	-	1.1	0	0	0	0	1	0	2.25	18
3/2	CINCINNATI (W, 5-0)	-	-	2.0	0	0	0	1	1	0	1.29	27
3/5	UT MARTIN (W, 15-9)	-	-	2.0	1	1	1	0	0	0	2.00	15
3/9	UTSA (W, 8-3)	-	-	2.0	3	2	1	0	4	0	2.45	36
3/15	#21 TENNESSEE (W, 2-0)	-	-	2.0	0	0	0	0	4	0	2.08	26
3/17	#21 TENNESSEE (W, 5-3)	-	-	2.2	3	1	1	2	0	1	2.30	37
3/22	at #4 Mississippi State (W, 6-5)	-	-	2.0	1	0	0	0	2	0	2.04	23
3/24	at #4 Mississippi State (L, 15-20)	L	-	2.1	7	5	5	0	2	0	4.05	42
3/29	at South Carolina (W, 4-2)	-	-	1.0	0	0	0	0	1	0	3.86	20
3/31	at South Carolina (W, 7-5)	-	-	1.1	2	0	0	0	0	0	3.63	24
4/5	#9 ARKANSAS (W, 6-3)	-	-	1.0	0	0	0	0	2	0	3.47	14
4/5	#9 ARKANSAS (L, 6-9)	-	-	3.0	3	0	0	2	4	0	3.08	54
4/13	at #12 Texas A&M (W, 7-0)	-	-	2.1	0	0	0	1	2	0	2.83	31

4/18	#17 OLE MISS (W, 7-4)	-	-	2.0	0	0	0	0	3	0	2.64	31
4/20	#17 OLE MISS (W, 6-5)	W	-	3.0	3	2	2	0	0	1	2.94	25
4/27	at #4 Vanderbilt (L, 5-9)	-	-	1.2	5	3	3	0	2	0	3.57	32
5/3	ALABAMA (W, 5-1)	-	-	1.0	0	0	0	0	2	0	3.47	13
5/4	ALABAMA (L, 6-7)	L	-	1.0	3	2	0	1	0	0	3.38	18
5/11	#7 GEORGIA (W, 4-3)	W	-	4.0	1	0	0	1	5	0	3.05	48
5/18	at #20 LSU (W, 5-4)	-	-	5.1	6	3	2	3	1	0	3.09	90
5/21	vs. #21 Tennessee (W, 5-3)	-	-	0.2	0	0	0	0	1	0	3.00	16
5/23	vs. #17 LSU (L, 3-4)	L	-	2.2	3	3	2	1	1	0	3.24	42
6/2	at #3 Georgia Tech (W, 4-1)	-	-	3.0	1	1	1	0	4	1	3.23	39
6/8	at #14 North Carolina (W, 11-7)	-	-	2.0	3	2	2	3	1	0	3.44	46
6/10	at #14 North Carolina (W, 14-7)	-	-	1.2	3	1	1	1	0	0	3.49	43
6/16	vs. #6 Mississippi State (L, 4-5)	-	-	0.2	1	0	0	1	1	0	3.45	17

2020 - JUNIOR YEAR

Date	Opp (Res.)	DEC	QS	IP	H	R	ER	BBSO	HR	ERA	NP	
2/14	ILLINOIS-CHICAGO (W, 5-3)	-	-	4.0	0	0	0	1	6	0	0.00	60
2/21	UCF (L, 1-3)	-	-	3.2	3	0	0	0	3	0	0.00	44
2/28	WRIGHT STATE (W, 7-2)	-	-	3.0	2	0	0	0	5	0	0.00	42
3/6	CHICAGO STATE (W, 6-0)	-	-	2.0	0	0	0	0	3	0	0.00	27

2021 - SENIOR YEAR

Date	Opp (Res.)	DEC	QS	IP	H	R	ER	BB	SO	HR	ERA	NP
2/19	*PRESBYTERIAN (W, 14-3)	W	-	5.0	3	3	2	1	6	1	3.60	73
2/26	*vs. #25 Oklahoma (L, 3-4 [10])	-	-	4.1	3	1	1	3	3	0	2.89	72
3/12	*LITTLE ROCK (W, 7-0)	W	-	5.0	3	0	0	1	5	0	1.88	58
3/19	*at #4 Ole Miss (L, 0-1)	-	-	X 7.0	4	0	0	1	4	0	1.27	94
3/26	*KENTUCKY (L, 6-8 [10])	-	-	5.0	3	2	2	2	1	0	1.71	75
4/1	*at #1 Arkansas (W, 2-1)	W	X	7.0	3	1	1	0	5	1	1.62	90
4/9	*#4 MISSISSIPPI STATE (L, 5-6)	-	-	6.0	5	4	2	2	5	2	1.83	95
4/15	*at Alabama (L, 7-8 [10])	-	-	3.2	7	5	4	1	4	1	2.51	64
4/20	SAMFORD (W, 6-4)	S	-	1.0								

4/25 #10 FLORIDA (W, 10-8 [7]) 5 - 0.1 0 0 0 0 1 0 1.23 4

HAYDEN MULLINS' CAREER APPEARANCES

2020 - FRESHMAN YEAR

Date	Opp (Res.)	DEC	QS	IP	H	R	ER	BB	SO	HR	ERA	NP
2/16	ILLINOIS-CHICAGO (W, 14-0)	-	-	1.0	1	0	0	0	1	0	0.00	13
2/23	UCF (L, 2-12)	-	-	1.2	2	3	3	1	4	1	10.12	38
2/26	ALABAMA A&M (W, 12-6)	W	-	1.1	0	0	0	0	2	0	6.75	14
3/1	WRIGHT STATE (W, 6-0)	-	-	0.2	0	0	0	2	1	0	5.79	18
3/11	WOFFORD (L, 3-4)	-	-	2.2	1	0	0	3	2	0	3.68	52

2021 - SOPHOMORE YEAR

Date	Opp (Res.)	DEC	QS	IP	H	R	ER	BB	SO	HR	ERA	NP
2/20	PRESBYTERIAN (W, 6-1)	W	-	1.0	2	0	0	1	2	0	0.00	29
2/24	ALABAMA A&M (W, 33-0)	-	-	1.0	0	0	0	0	2	0	0.00	17
2/26	vs. #25 Oklahoma (L, 3-4 [10])	-	-	0.0	1	0	0	1	0	0	0.00	10
3/6	#18 BOSTON COLLEGE (W, 16-1)	-	-	2.0	0	0	0	1	4	0	0.00	31
3/9	at UAB (W, 6-5)	W	-	4.0	2	1	0	0	8	0	0.00	56
3/14	LITTLE ROCK (L, 6-12)	-	-	3.0	3	1	1	0	3	0	0.82	34
4/11	#4 MISSISSIPPI STATE (L, 10-19)	-	-	0.1	2	2	2	1	0	0	2.38	18

JACK OWEN'S CAREER APPEARANCES

*-Starter

2018 - FRESHMAN YEAR

Date	Opp (Res.)	DEC	QS	IP	H	R	ER	BB	SO	HR	ERA	NP
2/17	LONGWOOD (W, 25-1)	-	-	1.0	1	1	1	2	1	0	9.00	29
3/3	BYU (W, 21-4)	-	-	3.0	2	0	0	0	1	0	2.25	33
3/13	GEORGIA TECH (W, 12-7)	-	-	3.0	2	0	0	1	5	0	1.29	45
3/20	*at Georgia Tech (L, 6-4)	L	-	3.1	9	6	6	2	3	1	6.10	56
3/27	*vs. Alabama (W, 5-2)	W	-	4.0	1	0	0	2	4	0	4.40	73
4/1	#24 MISSOURI (L, 5-0)	-	-	1.0	1	0	0	0	1	0	4.11	18
4/3	ALABAMA A&M (W, 19-5)	-	-	1.0	4	2	2	0	1	1	4.96	26
4/7	at #5 Arkansas (L, 13-2)	-	-	0.0	1	4	4	3	0	0	7.16	20
4/10	*at Samford (L 12-3)	L	-	1.0	5	4	4	0	0	1	8.83	23
4/24	*SAMFORD (W, 7-2)	W	-	5.1	6	2	2	0	5	0	7.54	77
5/8	*SOUTH ALABAMA (W, 10-4)	-	-	4.0	3	3	2	1	6	0	7.09	66
5/11	at #5 Ole Miss (L, 8-3)	-	-	1.0	1	0	0	0	1	0	6.83	10
5/15	*at Troy (L, 9-5)	-	-	4.1	5	1	1	2	6	0	6.19	93
5/22	*vs. Kentucky (W, 4-3 [11])	-	-	2.2	2	1	1	3	1	1	5.97	43

2019 - SOPHOMORE YEAR

Date	Opp (Res.)	DEC	QS	IP	H	R	ER	BB	SO	HR	ERA	NP
2/17	GEORGIA SOUTHERN (W, 4-3)	W	-	4.2	4	0	0	2	4	0	0.00	67
2/23	at UCF (L, 1-6)	-	-	4.1	3	1	0	0	8	0	0.00	79
3/2	*CINCINNATI (W, 5-0)	W	X	7.0	3	0	0	0	10	0	0.00	88
3/9	*UTSA (W, 5-0)	W	X	9.0	4	0	0	0	7	0	0.00	98
3/16	*#21 TENNESSEE (W, 5-2)	-	-	4.0	2	1	1	0	4	1	0.31	55
4/20	#17 OLE MISS (W, 6-5)	-	-	2.1	0	0	0	1	1	0	0.29	29
4/27	at #4 Vanderbilt (L, 5-9)	-	-	2.1	3	1	1	1	3	0	0.53	43
5/3	*ALABAMA (W, 5-1)	W	-	5.0	5	1	1	2	0	0	0.70	63
5/10	*#7 GEORGIA (L, 2-11)	L	-	3.2	7	6	6	1	3	1	1.91	65
5/17	*at #20 LSU (L, 1-5)	L	-	7.0	8	4	4	1	6	0	2.37	97
5/23	*vs. #17 LSU (L, 3-4)	-	-	5.2	5	1	1	1	5	0	2.29	102
5/31	*vs. Coastal Carolina (W, 16-7)	-	-	3.2	6	2	2	1	4	1	2.45	86
6/8	*at #14 North Carolina (W, 11-7)	-	-	5.0	8	4	4	1	3	0	2.83	77
6/16	*vs. #6 Mississippi State (L, 4-5)	-	-	5.0	6	1	1	3	1	0	2.75	102

2020 - JUNIOR YEAR

Date	Opp (Res.)	DEC	QS	IP	H	R	ER	BB	SO	HR	ERA	NP
2/15	*ILLINOIS-CHICAGO (W, 18-1)	W	-	5.0	3	1	1	3	8	1	1.80	71
2/22	*UCF (L, 3-7)	L	-	5.0	1	3	2	1	5	1	2.70	62
2/29	*WRIGHT STATE (W, 20-6)	W	-	5.0	9	4	3	0	6	1	3.60	91
3/7	*CHICAGO STATE (W, 16-2)	W	X	6.0	4	2	2	1	6	0	3.43	74

2021 - SENIOR YEAR

Date	Opp (Res.)	DEC	QS	IP	H	R	ER	BB	SO	HR	ERA	NP
3/21	at #4 Ole Miss (L, 11-19)	-	-	0.1	4	5	5	2	0	0	99.00	23
3/27	KENTUCKY (L, 6-7)	L	-	2.0	3	1	1	0	1	0	23.14	31
4/2	*at #1 Arkansas (L, 5-6)	-	-	5.1	2	0	0	1	4	0	7.04	73
4/10	*#4 MISSISSIPPI STATE (L, 2-7)	L	-	3.2	9	6	6	1	2	2	9.53	71
4/16	*at Alabama (W, 5-4)	W	X	7.0	8	3	3	1	8	0	7.36	98
4/23	*#10 FLORIDA (L, 2-4)	-	X	7.0	7	2	2	0	7	1	6.04	110

CARSON SKIPPER'S CAREER APPEARANCES

*-Starter

2019 - FRESHMAN YEAR

Date	Opp (Res.)	DEC	QS	IP	H	R	ER	BB	SO	HR	ERA	NP
2/15	GEORGIA SOUTHERN (W, 11-2)	-	-	3.0	3	0	0	1	1	0	0.00	48
2/19	*ALABAMA A&M (W, 10-1)	W	-	4.0	2	1	0	0	8	0	0.00	67
2/24	at UCF (W, 13-9)	W	-	2.0	3	3	3	3	1	1	3.00	58
3/2	*CINCINNATI (W, 9-5)	-	-	3.0	5	4	3	0	4	1	4.50	59
3/6	UT MARTIN (W, 2-0)	-	-	2.1	0	0	0	0	5	0	3.77	31
3/9	*UTSA (W, 8-3)	W	-	4.2	5	0	0	0	5	0	2.84	70
3/17	*#21 TENNESSEE (W, 5-3)	-	-	3.0	3	2	1	1	1	0	2.86	46
3/23	*at #4 Mississippi State (L, 2-15)	L	-	0.2	5	5	4	2	1	0	4.37	35
3/24	at #4 Mississippi State (L, 15-20)	-	-	0.1	2	3	3	1	0	1	5.48	9
3/30	*at South Carolina (W, 7-5)	-	-	1.0	4	3	3	2	1	0	6.38	43

4/5	#9 ARKANSAS (W, 6-3)	-	-	0.2	1	0	0	0	1	0	6.20	8
4/5	#9 ARKANSAS (L, 6-9)	L	-	3.0	3	5	5	3	3	2	7.16	78
4/9	JACKSONVILLE STATE (L, 6-11)	-	-	0.0	0	0	0	2	0	0	7.16	10
4/16	*at #16 Georgia Tech (L, 6-11)	-	-	2.1	1	1	1	4	3	0	6.82	53
4/23	at Jacksonville State (W, 14-2)	-	-	1.0	0	0	0	1	0	0	6.61	17
4/25	at #4 Vanderbilt (L, 6-12)	-	-	1.1	3	2	2	3	1	0	6.89	43
5/7	*UAB (L, 4-6)	L	-	2.1	5	4	4	0	3	0	7.46	48

2020 - SOPHOMORE YEAR

Date	Opp (Res.)	DEC	QS	IP	H	R	ER	BB	SO	HR	ERA	NP
2/15	ILLINOIS-CHICAGO (W, 7-3)	-	-	1.0	0	0	0	0	2	0	0.00	16
2/19	OAKLAND (W, 17-1)	-	-	2.0	2	0	0	0	2	0	0.00	28
2/22	UCF (L, 3-7)	-	-	1.1	1	0	0	0	2	0	0.00	20
2/25	ALABAMA A&M (W, 10-0)	-	-	1.0	0	0	0	0	2	0	0.00	11
2/28	WRIGHT STATE (W, 7-2)	-	-	1.0	0	0	0	1	1	0	0.00	14
3/8	CHICAGO STATE (W, 9-0)	-	-	1.0	0	0	0	1	2	0	0.00	16
3/10	GEORGIA TECH (L, 2-6)	-	-	1.2	2	1	1	1	1	0	1.00	37

2021 - JUNIOR YEAR

Date	Opp (Res.)	DEC	QS	IP	H	R	ER	BB	SO	HR	ERA	NP
2/20	PRESBYTERIAN (W, 6-1)	-	-	1.0	1	0	0	0	1	0	0.00	9
2/24	ALABAMA A&M (W, 33-0)	-	-	1.0	1	0	0	0	0	0	0.00	8
2/26	vs. #25 Oklahoma (L, 3-4 [10])	-	-	2.0	1	0	0	1	3	0	0.00	39
2/28	vs. Texas A&M (W, 6-1)	-	-	1.0	0	0	0	0	1	0	0.00	15
3/7	#18 BOSTON COLLEGE (L, 9-11 [10])	-	-	0.2	0	0	0	0	1	0	0.00	13
4/1	at #1 Arkansas (W, 2-1)	-	-	1.0	1	0	0	0	0	0	0.00	15
4/3	at #1 Arkansas (L, 5-6 [10])	-	-	2.0	2	2	2	1	2	0	2.08	43
4/9	#4 MISSISSIPPI STATE (L, 5-6)	L	-	2.0	1	1	1	1	2	0	2.53	38
4/15	at Alabama (L, 7-8 [10])	L	-	1.0	3	1	1	0	2	0	3.09	26
4/17	at Alabama (L, 9-10)	-	-	0.2	4	3	3	0	1	2	5.11	18
4/20	SAMFORD (W, 6-4)	-	-	1.0	1	0	0	0	2	0	4.72	18
4/25	#10 FLORIDA (W, 10-8 [7])	-	-	1.2	2	2	0	0	2	0	4.20	41

JACK SOKOL'S CAREER APPEARANCES

2021 - FRESHMAN YEAR

SUPERLATIVES AND MISCELLANEOUS NOTES

STARTS BY POSITION

STARTING PITCHER

Cody Greenhill	8	3-5
Trace Bright	7	4-3
Mason Barnett	6	4-2
Jospeh Gonzalez	5	1-4
Richard Fitts	4	2-2
Jack Owen	4	1-3
Peyton Glavine	2	1-1
Jack Sokol	1	1-0

CATCHER

Steven Williams	19	9-10
Ryan Dyal	11	5-6
Nate LaRue	7	3-4

FIRST BASE

Tyler Miller	33	13-20
J.S. Shenker	2	2-0
Bryson Ware	2	2-0

SECOND BASE

Brody Moore	35	15-20
Garrett Farquhar	2	2-0

THIRD BASE

Rankin Woley	35	15-20
Tyler Miller	2	2-0

SHORTSTOP

Ryan Bliss	35	15-20
Cole Foster	1	1-0
Brody Moore	1	1-0

LEFT FIELD

Judd Ward	29	13-16
Steven Williams	3	2-1
Josh Hall	3	2-1
Brayton Brown	2	1-1

CENTER FIELD

Kason Howell	36	16-20
Josh Hall	1	1-0

RIGHT FIELD

Bryson Ware	20	9-11
Steven Williams	10	4-6
Josh Hall	6	4-2
Bobby Peirce	1	0-1

DESIGNATED HITTER

Cam Hill	19	7-12
Bryson Ware	7	4-3
Cole Foster	3	1-2
Brayton Brown	2	1-1
Steven Williams	2	2-0
Tyler Miller	1	1-0
Bobby Peirce	1	0-1
J.S. Shenker	1	0-1
Judd Ward	1	1-0

2021 AUBURN & OPPONENT HIGHS

TEAM BATTING

	AUBURN	OPPONENT
Runs in a game	33, vs. AAMU (2/24)	19, two times
Runs in an inning	14, vs. AAMU [4th] (2/24)	10, MSU [1st] (4/11)
Most Hits in a game	27, vs. AAMU (2/24)	17, MSU (4/11)
Fewest Hits in a game	4, at Arkansas (4/3)	3, four times
Hits in an inning	8, two times	7, MSU [1st] (4/11)
2B in a game	11, vs. AAMU (2/24)	4, two times
3B in a game	2, vs. AAMU (2/24)	1, five times
HR in a game	4, two times	4, BC (3/5)
SB in a game	4, vs. Texas A&M (2/28)	5, Kentucky (3/26)
LOB in a game	12, vs. Baylor (2/27)	15, Oklahoma (2/26)
K in a game	16, at Arkansas (4/1)	15, UAB (3/9)
BB in a game	12, vs. AAMU (2/23)	12, Arkansas (4/3)

TEAM PITCHING

	AUBURN	OPPONENT
K in a game	15, at UAB (3/9)	16, Arkansas (4/1)
BB in a game	12, at Arkansas (4/3)	12, AAMU (2/23)
Pitchers used	8, vs. MSU (4/11)	7, three times
Total Quality Starts	6	8

TEAM FIELDING

	AUBURN	OPPONENT
Errors in a game	2, five times	3, five times
DP turned in a game	4, at Arkansas (4/3)	3, two times

IND. BATTING

	AUBURN	OPPONENT
Hits in a game	4, five times	4, two times
Runs in a game	6, Ware vs. AAMU (2/24)	4, James [MSU] (4/11)
2B in a game	2, three times	2, three times
3B in a game	1, seven times	1, five times
HR in a game	2, three times	2, three times
RBI in a game	7, Moore vs. AAMU (2/24)	5, two times
XBH in a game	3, Howell at UA (4/15)	2, 13 times
SB in a game	2, Hall vs. AAMU (2/23)	2, three times
BB in a game	3, five times	3, five times
HBP in a game	2, Woley vs. BC (3/6)	4, Jordan [MSU] (4/11)
K in a game	4, Hall at Ole Miss (3/20)	4, three times
Hitting Streak	12, Woley (2/28-3/21)	3, 20 times
Consec. G w/HR	3, Williams (4/13-16)	Allen, James [MSU] (4/9-10)

IND. PITCHING

	AUBURN	OPPONENT
K by a starter	9, Barnett vs. LR (3/13)	13, Hoglund [OM] (3/19)
K by a reliever	8, Mullins at UAB (3/9)	8, Kopps [AR] (4/1)
BB by a starter	5, Gonzalez at AR (4/3)	5, Bohannon [UAB] (3/9)
BB by a reliever	5, Barnett at AR (4/3)	5, Stewart [AAMU] (2/23)
IP by a starter	7.0, five times	8.0, Hoglund [OM] (3/19)
IP by a reliever	4.0 Mullins at UAB (3/9)	6.0, Godman [OU] (2/26)

MISCELLANEOUS

	AUBURN
Biggest comeback win	4, vs. Florida (4/25)
Biggest blown lead loss	8, vs. BC (3/7)
Largest margin of victory	33, vs. AAMU (2/24)
Largest margin of defeat	9, vs. Mississippi State (4/11)
Longest game, Time	4:35, vs. Kentucky (3/26)
Longest game, Time (9 inn)	3:50, at Ole Miss (3/21)
Shortest game, Time (9 inn)	2:12, at Ole Miss (3/19)
Longest game, Innings	10, seven times
Largest crowd, Home	1,551, vs. Florida (4/23)
Largest crowd, Road	10,304, at Ole Miss (3/20)
Largest crowd, Neutral	--

STARTS BY ORDER

LEADOFF

Ryan Bliss	21	6-15
Judd Ward	10	7-3
Josh Hall	2	2-0
Kason Howell	2	1-1
Steven Williams	2	1-1

2ND SPOT

Ryan Bliss	14	9-5
Judd Ward	9	0-9
Tyler Miller	7	4-3
Brody Moore	5	2-3
Josh Hall	2	2-0

3RD SPOT

Rankin Woley	17	4-13
Steven Williams	8	5-3
Bryson Ware	7	5-2
Tyler Miller	4	2-2
Brody Moore	1	1-0

CLEANUP

Rankin Woley	17	11-6
Tyler Miller	10	0-10
Steven Williams	10	6-4

5TH SPOT

Brody Moore	17	6-11
Tyler Miller	11	7-4
Judd Ward	3	2-1
Bryson Ware	2	1-1
Steven Williams	2	1-1
Kason Howell	1	0-1
Rankin Woley	1	0-1

6TH SPOT

Bryson Ware	12	6-6
Cam Hill	7	3-4
Kason Howell	5	2-3
Steven Williams	4	2-2
Tyler Miller	3	2-1
Judd Ward	3	2-1
Brayton Brown	1	0-1
Josh Hall	1	0-1
Brody Moore	1	0-1

7TH SPOT

Kason Howell	11	7-4
Cam Hill	10	3-7
Steven Williams	5	2-3
Bryson Ware	3	1-2
Bobby Peirce	2	0-2
Brayton Brown	1	0-1
Ryan Dyal	1	0-1
Tyler Miller	1	1-0
Brody Moore	1	1-0
J.S. Shenker	1	1-0
Judd Ward	1	1-0

8TH SPOT

Kason Howell	9	2-7
Brody Moore	6	4-2
Ryan Dyal	5	3-2
Nate LaRue	3	2-1
Judd Ward	3	2-1
Bryson Ware	3	1-2
Steven Williams	3	0-3
Josh Hall	2	2-0
Cam Hill	2	1-1
J.S. Shenker	1	0-1

9TH SPOT

Kason Howell	8	4-4
Brody Moore	5	2-3
Ryan Dyal	5	2-3
Cole Foster	4	2-2
Nate LaRue	4	1-3
Josh Hall	3	1-2
Brayton Brown	2	1-1
Garrett Farquhar	2	2-0
Bryson Ware	2	1-1
J.S. Shenker	1	1-0
Judd Ward	1	0-1

PITCHING NOTES

2021 BULLPEN BY NUMBERS

Total App.....	123
Saves/Opp.....	5/11
IR/IRS.....	70/28
BA Against.....	.269
ERA.....	5.43

SAVES/OPP

Mason Barnett.....	1/4
Blake Burkhalter.....	0/1
Richard Fitts.....	1/3
Cody Greenhill.....	1/1
Will Morrison.....	1/1
Carson Swilling.....	1/1

INHERITED RUNNERS/SCORED

Mason Barnett.....	4/2
Trace Bright.....	2/0
Blake Burkhalter.....	7/2
Richard Fitts.....	2/1
Brooks Fuller.....	6/5
Peyton Glavine.....	1/1
Joseph Gonzalez.....	6/1
Cam Hill.....	1/1
Will Morrison.....	12/1
Hayden Mullins.....	4/3
Carson Skipper.....	5/3
Jack Sokol.....	2/0
Carson Swilling.....	11/5
Seb Thomas.....	7/3

1ST BATTER FACED/RETIRED

Mason Barnett.....	6/3
Trace Bright.....	7/5
Blake Burkhalter.....	11/8
Richard Fitts.....	5/2
Brooks Fuller.....	11/5
Peyton Glavine.....	10/6
Joseph Gonzalez.....	8/6
Cody Greenhill.....	2/1
Cam Hill.....	8/5
Nate LaRue.....	1/1
Will Morrison.....	8/7
Hayden Mullins.....	7/4
Jack Owen.....	2/1
Carson Skipper.....	12/8
Jack Sokol.....	1/0
Carson Swilling.....	14/8
Seb Thomas.....	10/7

RELIEF ERA

Jack Sokol.....	0.00
Will Morrison.....	1.23
Blake Burkhalter.....	1.98
Hayden Mullins.....	2.38
Peyton Glavine.....	2.66
Carson Swilling.....	2.70
Joseph Gonzalez.....	3.65
Carson Skipper.....	4.20
Mason Barnett.....	5.23
Seb Thomas.....	6.08
Richard Fitts.....	6.23
Nate LaRue.....	9.00
Brooks Fuller.....	9.64
Trace Bright.....	9.75
Cody Greenhill.....	13.50
Cam Hill.....	21.94
Jack Owen.....	23.14

2021 Auburn Baseball Team Game-by-Game for Auburn (as of Apr 25, 2021) Batting (All games)

Date	Opponent	ab	r	h	rbi	2b	3b	hr	tb	bb	ibb	sb	cs	hbp	sac	sf	gdp	k	po	a	e	lob	avg
Feb 19	PRESBYTERIAN	39	14	14	14	1	1	2	23	6	0	1	1	1	0	0	0	6	27	4	1	8	.359
Feb 20	PRESBYTERIAN	35	6	11	5	2	0	3	22	0	0	1	0	1	0	0	0	7	27	7	0	6	.338
Feb 21	PRESBYTERIAN	32	2	8	2	2	0	0	10	6	0	1	1	1	1	0	0	6	30	14	2	11	.311
Feb 23	ALABAMA A&M	32	18	14	16	2	1	3	27	12	0	2	0	1	0	2	0	7	21	8	2	11	.341
Feb 24	ALABAMA A&M	48	33	27	33	11	2	1	45	11	1	3	0	4	0	4	0	5	27	10	0	10	.398
Feb 26	vs OU	38	3	11	2	1	0	2	18	3	0	0	0	0	0	0	3	7	29	10	1	8	.379
Feb 27	vs Baylor	35	6	9	6	1	1	1	15	9	0	2	0	0	0	0	1	7	27	13	1	12	.363
Feb 28	vs Texas A&M	35	6	12	5	2	0	0	14	5	0	4	2	0	1	0	1	6	27	12	0	8	.361
Mar 05	BOSTON COLLEG	35	2	7	2	1	0	0	8	4	0	0	0	0	0	1	0	6	27	6	1	11	.343
Mar 06	BOSTON COLLEG	36	16	11	16	1	0	4	24	7	0	0	0	2	0	0	0	8	27	11	1	5	.340
Mar 07	BOSTON COLLEG	40	9	13	9	2	0	1	18	5	1	2	1	0	1	0	1	8	30	12	1	7	.338
Mar 09	at UAB	31	6	6	4	2	0	0	8	8	0	0	0	1	0	1	2	5	27	7	1	8	.328
Mar 12	LITTLE ROCK	30	7	8	6	1	0	2	15	4	0	1	0	0	1	0	2	7	27	8	0	4	.324
Mar 13	LITTLE ROCK	33	6	9	6	3	0	0	12	3	0	3	1	1	0	0	0	5	27	5	0	7	.321
Mar 14	LITTLE ROCK	38	6	13	6	1	0	2	20	1	0	0	0	0	1	1	6	27	6	1	7	.322	
Mar 16	at Lipscomb	37	9	12	9	0	0	4	24	4	0	0	1	0	0	0	1	9	27	7	1	5	.322
*Mar 19	at Ole Miss	32	0	5	0	1	0	0	6	1	0	0	0	0	0	0	0	14	24	11	0	6	.314
*Mar 20	at Ole Miss	38	5	11	5	1	0	3	21	1	0	0	0	1	0	0	0	12	24	6	1	8	.312
*Mar 21	at Ole Miss	41	11	15	11	2	0	1	20	3	0	0	0	1	0	1	1	10	24	10	1	8	.315
*Mar 26	KENTUCKY	39	6	11	6	3	0	2	20	4	1	0	1	2	0	1	0	7	30	7	2	10	.314
*Mar 27	KENTUCKY	33	6	7	5	2	0	1	12	9	0	0	1	1	1	0	0	9	27	5	1	11	.309
*Mar 27	KENTUCKY	33	4	10	4	2	0	0	12	5	2	0	1	0	0	0	3	8	27	16	0	7	.309
*Apr 01	at Arkansas	34	2	8	2	0	0	1	11	2	0	1	0	0	1	1	0	16	27	11	0	9	.306
*Apr 02	at Arkansas	37	5	10	5	1	0	2	17	2	0	0	0	1	0	0	0	8	24	7	1	8	.304
*Apr 03	at Arkansas	32	5	4	5	0	0	2	10	4	0	1	0	0	1	0	1	3	28	14	1	2	.298
*Apr 09	MISSISSIPPI STAT	35	5	7	4	0	0	2	13	4	0	0	1	1	0	0	0	12	27	10	2	8	.294
*Apr 10	MISSISSIPPI STAT	33	2	7	2	1	0	1	11	0	0	0	0	0	0	0	0	10	27	10	1	4	.291
*Apr 11	MISSISSIPPI STAT	36	10	11	10	2	0	3	22	8	0	0	0	0	0	1	1	12	27	13	1	8	.292
Apr 13	at Georgia Tech	32	7	6	7	1	0	2	13	8	0	0	0	0	0	0	0	7	27	12	1	6	.289
*Apr 15	at Alabama	42	7	11	7	3	1	3	25	1	0	0	0	1	0	0	0	8	27	7	1	7	.288
*Apr 16	at Alabama	34	5	9	4	1	0	3	19	4	0	1	2	0	1	0	1	10	27	9	1	7	.287
*Apr 17	at Alabama	36	9	14	9	3	0	0	17	7	1	1	0	0	1	2	2	9	25	8	0	10	.290
Apr 20	SAMFORD	30	6	6	6	2	0	3	17	6	1	0	0	0	0	0	0	11	27	8	1	6	.288
Apr 21	JSU	38	8	12	7	6	1	1	23	8	0	1	0	0	1	0	0	9	30	11	2	11	.289
*Apr 23	FLORIDA	37	2	11	2	1	0	1	15	2	1	1	0	0	0	0	0	10	27	10	0	10	.289
*Apr 25	FLORIDA	33	10	13	9	2	0	3	24	2	0	0	0	1	0	0	0	4	21	9	1	8	.292
*Apr 25	FLORIDA	25	4	5	4	0	0	0	5	4	0	0	0	1	0	0	1	3	21	12	1	5	.290
Totals		1304	268	378	255	67	7	59	636	173	8	26	13	22	10	16	22	297	982	346	32	287	.290

AUBURN STARTING PITCHER BREAKDOWN

Starter	Quality		Run Support	RS/Start	Auburn Record
	GS	Starts			
C. Greenhill	8	2	24	3.0	3-5
T. Bright	7	1	35	5.0	4-3
M. Barnett	6	1	25	4.2	4-2
J. Gonzalez	5	0	14	2.8	1-4
R. Fitts	4	0	4	1.0	2-2
J. Owen	4	2	12	3.0	1-3
P. Glavine	2	0	2	1.0	1-1
J. Sokol	1	0	19	19.0	1-0

Auburn Overall Rankings

Category	Rank	No.
ERA	13th	5.39
Opp BA	13th	.258
Hits Allowed	9th	323
Walks	7th	136
Strikeouts	13th	315

Auburn SEC-Only Rankings

Category	Rank	No.
ERA	13th	7.04
Opp BA	12th	.294
Hits Allowed	13th	183
Walks	12th	77
Strikeouts	14th	136

AUBURN PITCHING BREAKDOWN

	W-L	ERA	IP	H	R	ER	BB	K	HR	AVG	W-L	ERA	IP	H	R	ER	BB	K	HR	AVG	
	10-8	5.34	158.1	145	103	94	49	138	23	.245	HOME	11-11	5.10	196.0	189	121	111	63	202	29	.253
STARTERS											ROAD	5-7	5.99	103.2	103	76	69	57	96	12	.258
RELIEVERS											NEUT.	1-2	5.20	27.2	31	17	16	16	17	2	.295
TOTALS	17-20	5.39	327.1	323	214	196	136	315	43	.258											

HITTING NOTES

2021 MULTI-HIT GAMES

	2	3	4	5+	Total
Ryan Bliss	17	1	1	-	19
Tyler Miller	8	7	1	-	16
Rankin Woley	10	2	-	-	12
Kason Howell	10	-	-	-	10
Brody Moore	5	3	2	-	10
Bryson Ware	6	2	-	-	8
Steven Williams	8	-	-	-	8
Cam Hill	5	2	-	-	7
Judd Ward	3	2	1	-	6
Josh Hall	4	1	-	-	5
Garrett Farquhar	1	1	-	-	2
Brayton Brown	1	-	-	-	1
Cole Foster	1	-	-	-	1
Nate LaRue	1	-	-	-	1

CAREER MULTI-HIT GAMES

	2	3	4	5+	Total
Ryan Bliss	41	7	2	-	50
Steven Williams	31	8	4	-	43
Rankin Woley	31	8	1	-	40
Judd Ward	23	10	3	-	36
Kason Howell	26	3	-	-	29
Brody Moore	11	5	2	-	18
Tyler Miller	8	7	1	-	16
Bryson Ware	6	2	-	-	8
Cam Hill	5	2	-	-	7
Garrett Farquhar	4	1	-	-	5
Josh Hall	4	1	-	-	5
Brayton Brown	1	-	-	-	1
Johnny Ceccoli	1	-	-	-	1
Cole Foster	1	-	-	-	1
Nate LaRue	1	-	-	-	1
J.S. Shenker	1	-	-	-	1

2021 MULTI-RBI GAMES

	2	3	4	5+	Total
Tyler Miller	7	4	2	1	14
Steven Williams	6	-	2	-	8
Ryan Bliss	7	-	-	-	7
Brody Moore	6	-	1	-	7
Cam Hill	2	3	1	-	6
Bryson Ware	4	-	2	-	6
Judd Ward	5	-	-	-	5
Kason Howell	1	3	-	-	4
Brayton Brown	2	1	-	-	3
Rankin Woley	2	-	1	-	3
Josh Hall	1	1	-	-	2
Nate LaRue	1	-	-	-	1
Bobby Peirce	1	-	-	-	1

CAREER MULTI-RBI GAMES

	2	3	4	5+	Total
Steven Williams	20	9	4	2	35
Rankin Woley	15	5	3	-	23
Ryan Bliss	16	2	4	-	22
Judd Ward	13	3	1	1	18
Tyler Miller	8	4	2	1	15
Brody Moore	9	-	-	1	10
Kason Howell	2	5	-	-	7
Cam Hill	2	3	1	-	6
Bryson Ware	4	-	2	-	6
Brayton Brown	2	1	-	-	3
Johnny Ceccoli	2	-	-	-	2
Garrett Farquhar	1	-	1	-	2
Josh Hall	1	1	-	-	2
J.S. Shenker	2	-	-	-	2
Nate LaRue	1	-	-	-	1
Bobby Peirce	1	-	-	-	1

CAREER STARTS

	Career	Consec.
Steven Williams	175	9
Judd Ward	134	-
Ryan Bliss	119	32
Rankin Woley	117	32
Kason Howell	109	33
Brody Moore	54	35
Tyler Miller	45	35
Bryson Ware	29	1
Cam Hill	19	4
Garrett Farquhar	12	-
Brayton Brown	11	1
Ryan Dyal	11	-
Josh Hall	10	-
Nate LaRue	10	-
J.S. Shenker	9	-
Cole Foster	4	-
Johnny Ceccoli	2	-

TEAM NOTES

Auburn Overall SEC Rankings			Auburn SEC-Only Rankings		
Category	Rank	No.	Category	Rank	No.
Avg.	3rd	.290	Avg.	3rd	.268
Hits	6th	378	Hits	T-2nd	169
2B	T-8th	67	2B	T-10th	25
HR	3rd	59	HR	T-1st	28
BB	8th	173	BB	7th	63

2021 AUBURN HOME RUNS

No.	Player (#)	Opponent (Date)	On Outs	Inn.	Pitcher	
1	Judd Ward (1)	Presbyterian (2/19)	1	2	2	Miles (R)
2	Rankin Woley (1)	Presbyterian (2/19)	2	2	7	Rorabeck (R)
3	Bryson Ware (1)	Presbyterian (2/20)	0	2	1	McDaniel (L)
4	Nate LaRue (1)	Presbyterian (2/20)	0	0	7	Flood (R)
5	Ryan Bliss (1)	Presbyterian (2/20)	0	2	7	Flood (R)
6	Judd Ward (2)	Alabama A&M (2/23)	0	0	1	Febus (R)
7	Bryson Ware (2)	Alabama A&M (2/23)	1	0	1	Febus (R)
8	Brayton Brown (1)	Alabama A&M (2/23)	0	0	5	Torres (R)
9	Tyler Miller (1)	Alabama A&M (2/24)	1	2	4	Baker (R)
10	Ryan Bliss (2)	Oklahoma (2/26)	0	1	3	Olds (R)
11	Steven Williams (1)	Oklahoma (2/26)	0	2	3	Olds (R)
12	Tyler Miller (2)	Baylor (2/27)	0	0	8	Miller (R)
13	Cam Hill (1)	Boston College (3/6)	3	2	1	Sheehan (R)
14	Steven Williams (2)	Boston College (3/6)	1	1	4	Mancini (R)
15	Tyler Miller (3)	Boston College (3/6)	2	2	5	West (R)
16	Rankin Woley (2)	Boston College (3/6)	0	2	7	Lombardi (R)
17	Cam Hill (2)	Boston College (3/7)	1	1	2	Vetrano (L)
18	Ryan Bliss (3)	Little Rock (3/12)	0	1	1	Funk (R)
19	Tyler Miller (4)	Little Rock (3/12)	2	2	5	Funk (R)
20	Steven Williams (3)	Little Rock (3/14)	0	1	3	DeCooman (L)
21	Brody Moore (1)	Little Rock (3/14)	1	1	9	Barkley (R)
22	Tyler Miller (5)	Lipscomb (3/16)	0	1	2	Bierman (R)
23	Kason Howell (1)	Lipscomb (3/16)	0	0	3	Bierman (R)
24	Tyler Miller (6)	Lipscomb (3/16)	2	2	3	Bierman (R)
25	Ryan Bliss (4)	Lipscomb (3/16)	0	0	5	Williams (R)
26	Ryan Bliss (5)	Ole Miss (3/20)	0	0	3	McDaniel (R)
27	Ryan Bliss (6)	Ole Miss (3/20)	0	0	7	Miller (R)
28	Tyler Miller (7)	Ole Miss (3/20)	0	2	7	Miller (R)
29	Brayton Brown (2)	Ole Miss (3/21)	2	2	8	Savell (R)
30	Tyler Miller (8)	Kentucky (3/26)	0	2	1	Miller (R)
31	Cam Hill (3)	Kentucky (3/26)	0	1	9	Jones (R)
32	Kason Howell (2)	Kentucky (3/27)	1	1	6	Kammin (R)
33	Brody Moore (2)	Arkansas (4/1)	0	1	3	Wicklender (L)
34	Ryan Bliss (7)	Arkansas (4/2)	0	0	1	Vermillion (R)
35	Steven Williams (4)	Arkansas (4/2)	0	1	4	Palette (R)
36	Judd Ward (3)	Arkansas (4/3)	1	0	1	Lockhart (L)
37	Tyler Miller (9)	Arkansas (4/3)	2	2	6	Monke (L)
38	Rankin Woley (3)	Miss State (4/9)	0	0	4	MacLeod (L)
39	Bryson Ware (3)	Miss State (4/9)	0	2	4	MacLeod (L)
40	Cam Hill (4)	Miss State (4/10)	0	2	2	Bednar (R)
41	Ryan Bliss (8)	Miss State (4/11)	1	2	2	Fristoe (R)
42	Kason Howell (3)	Miss State (4/11)	0	2	6	Harding (L)
43	Bryson Ware (4)	Miss State (4/11)	1	1	9	Hunt (R)
44	Bryson Ware (5)	Georgia Tech (4/13)	1	1	2	Grissom (R)
45	Steven Williams (5)	Georgia Tech (4/13)	1	2	6	Brown (R)
46	Steven Williams (6)	Alabama (4/15)	0	1	2	Ras (R)
47	Kason Howell (4)	Alabama (4/15)	1	2	4	Ras (R)
48	Kason Howell (5)	Alabama (4/15)	0	0	8	Freeman (R)
49	Tyler Miller (10)	Alabama (4/16)	0	1	1	Smith (R)
50	Bryson Ware (6)	Alabama (4/16)	1	2	2	Smith (R)
51	Steven Williams (7)	Alabama (4/16)	0	2	5	Smith (R)
52	Tyler Miller (11)	Samford (4/20)	1	0	1	Cravey (R)
53	Rankin Woley (4)	Samford (4/20)	1	1	3	Cravey (R)
54	Steven Williams (8)	Samford (4/20)	0	1	3	Cravey (R)
55	Rankin Woley (5)	Jax State (4/21)	0	1	3	Magwood (R)
56	Ryan Bliss (9)	Florida (4/23)	1	2	7	Scott (R)
57	Tyler Miller (12)	Florida (4/25)	1	0	1	Mace (R)
58	Steven Williams (9)	Florida (4/25)	0	0	5	Mace (R)
59	Cam Hill (5)	Florida (4/25)	1	0	5	Leftwich (R)

AUBURN CAREER HOME RUN BREAKDOWN

	1R	2R	3R	GS	Career	Home	Road	Last
Bliss	11	2	1	--	14	7	7	4/23/21
Brown	2	--	1	--	3	2	1	3/21/21
Ceccoli	1	--	--	--	1	1	--	2/19/20
Hill	2	2	--	1	5	5	--	4/25/21
Howell	3	2	--	--	5	2	3	4/15/21
LaRue	1	--	--	--	1	1	--	2/20/21
Miller	5	3	4	--	12	6	6	4/25/21
Moore	1	1	--	--	2	1	1	4/1/21
Ward	4	3	3	0	10	6	4	4/3/21
Ware	2	4	--	--	6	4	2	4/16/21
Williams	14	9	8	1	32	16	16	4/25/21
Woley	6	2	2	--	10	7	3	4/21/21

HITTING STREAKS

	Current	'21	Career
Ryan Bliss	7	8	10
Brayton Brown	-	2	3
Johnny Ceccoli	-	-	2
Ryan Dyal	3	3	3
Garrett Farquhar	-	1	3
Cole Foster	-	3	3
Josh Hall	1	4	4
Cam Hill	-	4	4
Kason Howell	-	5	6
Nate LaRue	-	2	2
Tyler Miller	-	7	7
Brody Moore	8	8	8
Bobby Peirce	-	1	1
J.S. Shenker	-	3	4
Judd Ward	-	5	7
Bryson Ware	1	6	6
Steven Williams	2	6	6
Rankin Woley	-	12	12

REACHED BASE STREAKS

	Current	'21	Career
Ryan Bliss	16	18	28
Brayton Brown	-	4	4
Johnny Ceccoli	-	3	3
Ryan Dyal	8	8	8
Garrett Farquhar	-	2	4
Cole Foster	4	4	4
Josh Hall	-	5	5
Cam Hill	8	8	8
Kason Howell	12	12	17
Nate LaRue	1	3	3
Tyler Miller	10	10	10
Brody Moore	11	11	11
Bobby Peirce	-	1	1
J.S. Shenker	-	3	11
Judd Ward	1	7	18
Bryson Ware	1	6	6
Steven Williams	2	13	25
Rankin Woley	-	12	17

BUNT HITS

Player	No.
Brody Moore	3
Josh Hall	2
Judd Ward	2
Ryan Bliss	1
Kason Howell	1
TOTAL	9

SAC BUNTS

Player	No.
Kason Howell	3
Ryan Bliss	1
Brayton Brown	1
Ryan Dyal	1
Garrett Farquhar	1
Josh Hall	1
Tyler Miller	1
Rankin Woley	1
TOTAL	10

SAC FLIES

Player	No.
Josh Hall	3
Tyler Miller	3
Rankin Woley	3
Judd Ward	2
Cam Hill	1
Nate LaRue	1
Brody Moore	1
Bryson Ware	1
Steven Williams	1
TOTAL	16

OUTFIELD ASSISTS

Player	No.
Kason Howell	4
Josh Hall	1
Judd Ward	1
TOTAL	6

PINCH HITS

Player	No.
Cam Hill	2
Bobby Peirce	2
J.S. Shenker	2
Josh Hall	1
Bryson Ware	1
TOTAL	8

AUBURN 2021 GAME-BY-GAME STARTING LINEUPS

DATE	OPP	1	2	3	4	5	6	7	8	9	SP
2/19	Presbyterian	Ward	Bliss	Ware	Woley	Miller	Williams	Howell	Hall	Moore	Greenhill
2/20	Presbyterian	Ward	Bliss	Ware	Woley	Williams	Howell	Shenker	LaRue	Farquhar	Fitts
2/21	Presbyterian	Ward	Bliss	Ware	Woley	Miller	Williams	Howell	Hall	Moore	Barnett
2/23	Alabama A&M	Ward	Hall	Ware	Williams	Moore	Hill	Miller	LaRue	Foster	Bright
2/24	Alabama A&M	Ward	Hall	Ware	Williams	Moore	Miller	Howell	Dyal	Farquhar	Sokol
2/26	vs. Oklahoma	Ward	Bliss	Ware	Williams	Woley	Miller	Howell	Hill	Moore	Greenhill
2/27	vs. Baylor	Ward	Bliss	Ware	Woley	Miller	Howell	Peirce	LaRue	Moore	Fitts
2/28	vs. Texas A&M	Williams	Bliss	Moore	Woley	Ware	Miller	Howell	Dyal	Brown	Bright
3/5	Boston College	Williams	Bliss	Miller	Woley	Ware	Hall	Howell	Dyal	Moore	Fitts
3/6	Boston College	Howell	Bliss	Williams	Woley	Miller	Ware	Hill	Moore	Hall	Barnett
3/7	Boston College	Howell	Bliss	Williams	Woley	Miller	Ware	Hill	Moore	Hall	Bright
3/9	at UAB	Ward	Bliss	Williams	Woley	Miller	Ware	Moore	Dyal	Howell	Gonzalez
3/12	Little Rock	Ward	Bliss	Williams	Woley	Miller	Ware	Hill	Moore	Howell	Greenhill
3/13	Little Rock	Hall	Bliss	Williams	Woley	Miller	Ware	Hill	Moore	Howell	Barnett
3/14	Little Rock	Bliss	Moore	Williams	Woley	Miller	Brown	Hill	Howell	LaRue	Bright
3/16	Lipscomb	Hall	Bliss	Williams	Woley	Miller	Ware	Ward	Moore	Howell	Glavine
3/19	at Ole Miss*	Ward	Bliss	Williams	Woley	Miller	Ware	Hill	Moore	Howell	Greenhill
3/20	at Ole Miss*	Bliss	Ward	Woley	Miller	Moore	Williams	Hill	Howell	Hall	Barnett
3/21	at Ole Miss*	Bliss	Ward	Woley	Miller	Moore	Williams	Dyal	Howell	Foster	Bright
3/26	Kentucky*	Bliss	Ward	Woley	Miller	Moore	Ware	Brown	Williams	Howell	Greenhill
3/27	Kentucky*	Bliss	Moore	Woley	Miller	Howell	Ward	Peirce	Shenker	LaRue	Barnett
3/27	Kentucky*	Bliss	Ward	Woley	Miller	Williams	Moore	Hill	Howell	Dyal	Gonzalez
4/1	at Arkansas*	Bliss	Moore	Miller	Woley	Ward	Howell	Williams	Ware	LaRue	Greenhill
4/2	at Arkansas*	Bliss	Ward	Woley	Miller	Moore	Hill	Howell	Williams	Dyal	Owen
4/3	at Arkansas*	Bliss	Ward	Woley	Miller	Moore	Howell	Williams	Ware	LaRue	Gonzalez
4/9	Mississippi State*	Bliss	Ward	Woley	Miller	Moore	Ware	Williams	Howell	Dyal	Greenhill
4/10	Mississippi State*	Bliss	Ward	Woley	Miller	Moore	Hill	Ware	Williams	Howell	Owen
4/11	Mississippi State*	Bliss	Ward	Woley	Miller	Moore	Hill	Ware	Dyal	Howell	Gonzalez
4/13	at Georgia Tech	Bliss	Moore	Miller	Woley	Ward	Ware	Williams	Howell	Foster	Bright
4/16	at Alabama*	Bliss	Moore	Miller	Woley	Ward	Ware	Williams	Howell	Foster	Greenhill
4/17	at Alabama*	Bliss	Miller	Woley	Williams	Moore	Ward	Howell	Hill	Ware	Owen
4/18	at Alabama*	Bliss	Miller	Woley	Williams	Moore	Howell	Hill	Ware	Ward	Gonzalez
4/20	Samford	Bliss	Miller	Woley	Williams	Moore	Ward	Ware	Howell	Shenker	Bright
4/21	Jacksonville State	Bliss	Miller	Woley	Williams	Moore	Hill	Howell	Ward	Dyal	Barnett
4/23	Florida*	Bliss	Miller	Woley	Williams	Moore	Hill	Howell	Ward	Ware	Owen
4/24	Florida*	Bliss	Miller	Woley	Williams	Moore	Hill	Howell	Ward	Dyal	Fitts
4/25	Florida*	Bliss	Miller	Woley	Williams	Moore	Ware	Hill	Howell	Brown	Glavine
4/30	at Georgia*										
5/1	at Georgia*										
5/2	at Georgia*										
5/4	UAB										
5/7	LSU*										
5/8	LSU*										
5/9	LSU*										
5/11	at Samford										
5/14	Texas A&M*										
5/15	Texas A&M*										
5/16	Texas A&M*										
5/18	North Alabama										
5/20	at Missouri*										
5/21	at Missouri*										
5/22	at Missouri*										

* - SEC Game

AUBURN 2021 GAME-BY-GAME STARTERS

DATE	OPP	SP	C	1B	2B	3B	SS	LF	CF	RF	DH
2/19	Presbyterian	Greenhill	Williams	Miller	Moore	Woley	Bliss	Ward	Howell	Hall	Ware
2/20	Presbyterian	Fitts	LaRue	Shenker	Farquhar	Woley	Bliss	Ward	Howell	Ware	Williams
2/21	Presbyterian	Barnett	Williams	Miller	Moore	Woley	Bliss	Ward	Howell	Hall	Ware
2/23	Alabama A&M	Bright	LaRue	Ware	Moore	Miller	Foster	Ward	Hall	Williams	Hill
2/24	Alabama A&M	Sokol	Dyal	Ware	Farquhar	Miller	Moore	Ward	Howell	Hall	Williams
2/26	vs. Oklahoma	Greenhill	Williams	Miller	Moore	Woley	Bliss	Ward	Howell	Ware	Hill
2/27	vs. Baylor	Fitts	LaRue	Miller	Moore	Woley	Bliss	Ward	Howell	Ware	Peirce
2/28	vs. Texas A&M	Bright	Dyal	Miller	Moore	Woley	Bliss	Williams	Howell	Ware	Brown
3/5	Boston College	Fitts	Dyal	Miller	Moore	Woley	Bliss	Williams	Howell	Hall	Ware
3/6	Boston College	Barnett	Williams	Miller	Moore	Woley	Bliss	Hall	Howell	Ware	Hill
3/7	Boston College	Bright	Williams	Miller	Moore	Woley	Bliss	Hall	Howell	Ware	Hill
3/9	at UAB	Gonzalez	Dyal	Miller	Moore	Woley	Bliss	Williams	Howell	Ware	Ward
3/12	Little Rock	Greenhill	Williams	Miller	Moore	Woley	Bliss	Ward	Howell	Ware	Hill
3/13	Little Rock	Barnett	Williams	Miller	Moore	Woley	Bliss	Hall	Howell	Ware	Hill
3/14	Little Rock	Bright	LaRue	Miller	Moore	Woley	Bliss	Brown	Howell	Williams	Hill
3/16	Lipscomb	Glavine	Williams	Miller	Moore	Woley	Bliss	Ward	Howell	Hall	Ware
3/19	at Ole Miss*	Greenhill	Williams	Miller	Moore	Woley	Bliss	Ward	Howell	Ware	Hill
3/20	at Ole Miss*	Barnett	Williams	Miller	Moore	Woley	Bliss	Ward	Howell	Hall	Hill
3/21	at Ole Miss*	Bright	Dyal	Miller	Moore	Woley	Bliss	Ward	Howell	Williams	Foster
3/26	Kentucky*	Greenhill	Williams	Miller	Moore	Woley	Bliss	Ward	Howell	Ware	Brown
3/27	Kentucky*	Barnett	LaRue	Miller	Moore	Woley	Bliss	Ward	Howell	Peirce	Shenker
3/28	Kentucky*	Gonzalez	Dyal	Miller	Moore	Woley	Bliss	Ward	Howell	Williams	Hill
4/1	at Arkansas*	Greenhill	LaRue	Miller	Moore	Woley	Bliss	Ward	Howell	Williams	Ware
4/2	at Arkansas*	Owen	Dyal	Miller	Moore	Woley	Bliss	Ward	Howell	Williams	Hill
4/3	at Arkansas*	Gonzalez	LaRue	Miller	Moore	Woley	Bliss	Ward	Howell	Williams	Ware
4/9	Mississippi State*	Greenhill	Dyal	Miller	Moore	Woley	Bliss	Ward	Howell	Williams	Ware
4/10	Mississippi State*	Owen	Williams	Miller	Moore	Woley	Bliss	Ward	Howell	Ware	Hill
4/11	Mississippi State*	Gonzalez	Dyal	Miller	Moore	Woley	Bliss	Ward	Howell	Ware	Hill
4/13	at Georgia Tech	Bright	Williams	Miller	Moore	Woley	Bliss	Ward	Howell	Ware	Foster
4/16	at Alabama*	Greenhill	Williams	Miller	Moore	Woley	Bliss	Ward	Howell	Ware	Foster
4/17	at Alabama*	Owen	Williams	Miller	Moore	Woley	Bliss	Ward	Howell	Ware	Hill
4/18	at Alabama*	Gonzalez	Williams	Miller	Moore	Woley	Bliss	Ward	Howell	Ware	Hill
4/20	Samford	Bright	Williams	Shenker	Moore	Woley	Bliss	Ward	Howell	Ware	Miller
4/21	Jacksonville State	Barnett	Dyal	Miller	Moore	Woley	Bliss	Ward	Howell	Williams	Hill
4/23	Florida*	Owen	Williams	Miller	Moore	Woley	Bliss	Ward	Howell	Ware	Hill
4/24	Florida*	Fitts	Dyal	Miller	Moore	Woley	Bliss	Ward	Howell	Williams	Hill
4/25	Florida*	Glavine	Williams	Miller	Moore	Woley	Bliss	Brown	Howell	Ware	Hill
4/30	at Georgia*										
5/1	at Georgia*										
5/2	at Georgia*										
5/4	UAB										
5/7	LSU*										
5/8	LSU*										
5/9	LSU*										
5/11	at Samford										
5/14	Texas A&M*										
5/15	Texas A&M*										
5/16	Texas A&M*										
5/18	North Alabama										
5/20	at Missouri*										
5/21	at Missouri*										
5/22	at Missouri*										

* - SEC Game

OVERALL STATS



**2021 Auburn Baseball
Overall Statistics for Auburn (as of Apr 25, 2021)
(All games Sorted by Batting avg)**



Record: 17-20 Home: 11-11 Away: 5-7 Neutral: 1-2 SEC: 3-15

Player	avg	gp-gs	ab	r	h	2b	3b	hr	rbi	tb	slg%	bb	hp	so	gdp	ob%	sf	sh	sb-att	po	a	e	fld%	
10 Miller, Tyler	.354	36-36	144	27	51	5	1	12	49	94	.653	13	0	29	3	.400	3	1	3-4	274	10	1	.996	
9 Bliss, Ryan	.354	35-35	147	33	52	6	0	9	27	85	.578	18	0	19	5	.424	0	1	4-7	36	93	5	.963	
19 Moore, Brody	.315	36-36	143	23	45	10	0	2	27	61	.427	11	0	14	3	.361	1	0	0-2	57	101	4	.975	
4 Woley, Rankin	.312	35-35	138	25	43	10	0	5	18	68	.493	14	5	34	0	.388	3	1	1-1	26	63	6	.937	
16 Hill, Cam	.292	23-19	72	12	21	2	1	5	21	40	.556	12	0	13	2	.388	1	0	0-0	0	2	0	1.000	
8 Ware, Bryson	.264	32-29	110	30	29	4	1	6	24	53	.482	13	3	42	2	.354	1	0	3-4	51	1	0	1.000	
41 Williams, Steven	.258	36-34	128	28	33	7	1	9	28	69	.539	22	1	33	2	.368	1	0	1-2	181	20	1	.995	
5 Howell, Kason	.256	37-36	121	23	31	8	0	5	19	54	.446	22	5	26	0	.392	0	3	7-10	99	4	1	.990	
1 Ward, Judd	.236	31-30	110	22	26	4	1	3	13	41	.373	14	2	26	1	.328	2	0	0-1	42	1	0	1.000	

7 Foster, Cole	.333	9-4	18	5	6	2	0	0	1	8	.444	2	2	5	0	.455	0	0	0-0	3	8	1	.917	
47 Farquhar, Garrett	.333	12-2	15	5	5	2	0	0	1	7	.467	2	1	3	0	.444	0	1	1-1	6	6	1	.923	
2 Hall, Josh	.326	20-10	43	10	14	2	2	0	9	20	.465	3	0	11	0	.347	3	1	5-6	25	1	1	.963	
3 Brown, Brayton	.208	15-4	24	7	5	1	0	2	8	12	.500	4	1	11	1	.345	0	1	0-0	7	0	1	.875	
34 Shenker, John Sam	.200	11-3	20	3	4	1	0	0	2	5	.250	2	1	10	0	.304	0	0	0-0	21	0	0	1.000	
6 Peirce, Bobby	.200	8-2	15	3	3	1	0	0	4	4	.267	1	1	5	1	.294	0	0	0-0	1	0	0	1.000	
28 LaRue, Nate	.182	12-7	22	4	4	1	0	1	3	8	.364	5	0	5	1	.321	1	0	0-0	63	3	0	1.000	
17 Dyal, Ryan	.176	19-11	34	8	6	1	0	0	1	7	.206	15	0	11	1	.429	0	1	1-1	83	7	1	.989	
Totals	.290	37	1304	268	378	67	7	59	255	636	.488	173	22	297	22	.378	16	10	26-39	982	346	32	.976	
Opponents	.258	37	1253	214	323	49	5	43	194	511	.408	136	31	315	34	.342	11	6	25-32	971	287	37	.971	

LOB - Team (287), Opp (241). DPs turned - Team (43), Opp (26). CI - Team (0), Opp (1). IBB - Team (8), Williams, S. 3, Miller, T. 3, Hill, C. 1, Ward, J. 1, Opp (4). Picked off - Hall, J. 1.

(All games Sorted by Earned run avg)

Player	era	w-l	app	gs	cg	sho	sv	ip	h	r	er	bb	so	2b	3b	hr	b/avg	wp	hp	bk	sfa	sha		
20 Greenhill, Cody	2.84	3-0	10	8	0	0/1	1	44.1	35	18	14	11	35	6	0	5	.216	5	2	1	1	2		
18 Barnett, Mason	3.75	2-3	12	6	0	0/1	1	36.0	32	19	15	18	36	9	0	2	.246	3	5	1	3	2		
44 Owen, Jack	6.04	1-2	6	4	0	0/0	0	25.1	33	17	17	5	22	3	0	3	.317	3	3	1	0	0		
21 Bright, Trace	7.65	3-4	14	7	0	0/0	0	37.2	37	33	32	15	35	6	1	8	.255	0	2	0	0	0		
43 Fitts, Richard	7.82	0-3	9	4	0	0/0	1	25.1	29	24	22	10	26	6	1	9	.284	1	0	0	1	0		
45 Gonzalez, Joseph	7.94	1-3	13	5	0	0/1	0	28.1	38	25	25	9	19	6	1	1	.317	5	3	1	0	0		

36 Sokol, Jack	0.00	1-0	2	1	0	0/1	0	4.2	1	0	0	4	6	1	0	0	.083	0	0	0	0	0		
33 Morrison, Will	1.23	0-0	8	0	0	0/0	1	7.1	5	1	1	4	6	0	0	1	.208	1	1	0	1	0		
40 Burkhalter, Blake	1.98	0-0	11	0	0	0/2	0	13.2	8	4	3	12	18	1	0	3	.163	2	3	0	0	0		
26 Mullins, Hayden	2.38	2-0	7	0	0	0/1	0	11.1	10	4	3	4	19	0	0	0	.222	3	1	0	0	0		
32 Swilling, Carson	2.70	1-1	14	0	0	0/1	1	20.0	13	7	6	8	20	1	0	1	.178	3	1	0	0	0		
29 Skipper, Carson	4.20	0-2	12	0	0	0/1	0	15.0	17	9	7	3	18	3	0	2	.274	4	2	0	1	0		
23 Glavine, Peyton	4.74	1-1	12	2	0	0/1	0	24.2	19	13	13	6	22	4	0	4	.213	0	2	0	0	1		
27 Thomas, Seb	6.08	0-1	10	0	0	0/1	0	13.1	13	9	9	6	10	2	0	1	.277	0	2	0	1	1		
28 LaRue, Nate	9.00	0-0	1	0	0	0/0	0	1.0	2	1	1	0	1	0	0	1	.500	0	0	0	0	0		
14 Fuller, Brooks	9.64	0-0	11	0	0	0/0	0	14.0	20	16	15	13	16	0	1	2	.333	6	3	0	2	0		
16 Hill, Cam	21.94	2-0	8	0	0	0/0	0	5.1	11	14	13	8	6	1	1	0	.440	2	1	0	1	0		
Totals	5.39	17-20	37	37	0	3/3	5	327.1	323	214	196	136	315	49	5	43	.258	38	31	4	11	6		
Opponents	6.51	20-17	37	37	0	1/1	8	323.2	378	268	234	173	297	67	7	59	.290	46	22	3	16	10		

PB - Team (5), Williams, S. 3, LaRue, N. 1, Dyal, R. 1, Opp (3). Pickoffs - Team (3), LaRue, N. 1, Gonzalez, J. 1, Burkhalter 1, Opp (1). SBA/ATT - Dyal, R. (14-15), Williams, S. (11-15), Fitts, R. (7-9), Gonzalez, J. (5-5), Swilling, C. (3-3), Barnett, M. (0-3), Greenhill, C (3-3), Mullins, H. (2-2), Morrison, W. (2-2), Skipper, C. (1-1), Sokol, J. (0-1), Glavine, P. (1-1), Bright, T. (0-1), Owen, J. (1-1), LaRue, N. (0-1).

SEC STATS



2021 Auburn Baseball
Conference statistics for Auburn (as of Apr 25, 2021)
(SEC games only Sorted by Batting avg)



Record: 3-15 Home: 1-8 Away: 2-7 SEC: 3-15

Player	avg	gp-gs	ab	r	h	2b	3b	hr	rbi	tb	slg%	bb	hp	so	gdp	ob%	sf	sh	sb-att	po	a	e	fld%	
9 Bliss, Ryan	.354	18-18	79	18	28	1	0	5	14	44	.557	9	0	11	3	.420	0	0	1-3	16	49	2	.970	
19 Moore, Brody	.329	18-18	73	8	24	5	0	1	7	32	.438	3	0	8	0	.355	0	0	0-0	29	57	2	.977	
4 Woley, Rankin	.314	18-18	70	6	22	4	0	1	8	29	.414	6	2	17	0	.375	2	1	0-0	15	31	1	.979	
10 Miller, Tyler	.300	18-18	70	9	21	3	0	5	19	39	.557	9	0	18	1	.375	1	1	1-2	157	3	0	1.000	
5 Howell, Kason	.276	18-18	58	13	16	5	0	4	9	33	.569	7	3	15	0	.382	0	2	1-2	53	2	1	.982	
16 Hill, Cam	.237	13-11	38	6	9	1	0	3	5	19	.500	6	0	7	2	.341	0	0	0-0	0	1	0	1.000	
41 Williams, Steven	.230	17-16	61	10	14	2	1	4	8	30	.492	6	0	22	0	.299	0	0	1-2	85	11	1	.990	
1 Ward, Judd	.209	18-17	67	8	14	2	0	1	6	19	.284	3	2	19	1	.264	0	0	0-1	25	0	0	1.000	
8 Ware, Bryson	.196	15-12	46	8	9	0	0	3	6	18	.391	3	1	21	1	.260	0	0	0-0	17	0	0	1.000	

34 Shenker, John Sam	.375	4-1	8	1	3	1	0	0	1	4	.500	0	0	3	0	.375	0	0	0-0	4	0	0	1.000	
6 Peirce, Bobby	.333	2-1	3	0	1	0	0	0	1	1	.333	0	0	0	0	.333	0	0	0-0	0	0	0	.000	
7 Foster, Cole	.250	3-2	8	1	2	1	0	0	0	3	.375	0	1	3	0	.333	0	0	0-0	0	3	0	1.000	
17 Dyal, Ryan	.188	11-6	16	4	3	0	0	0	1	3	.188	7	0	6	1	.435	0	0	0-0	32	5	1	.974	
3 Brown, Brayton	.182	6-2	11	3	2	0	0	1	5	5	.455	1	1	5	1	.308	0	0	0-0	3	0	1	.750	
2 Hall, Josh	.100	8-1	10	2	1	0	0	0	3	1	.100	0	0	6	0	.083	2	1	1-1	5	0	0	1.000	
28 LaRue, Nate	.000	5-3	9	1	0	0	0	0	1	0	.000	3	0	4	0	.231	1	0	0-0	21	0	0	1.000	
47 Farquhar, Garrett	.000	4-0	3	0	0	0	0	0	0	0	.000	0	0	0	0	.000	0	0	0-0	0	1	0	1.000	
Totals	.268	18	630	98	169	25	1	28	94	280	.444	63	10	165	10	.341	6	5	5-11	464	175	15	.977	
Opponents	.294	18	622	132	183	31	3	24	119	292	.469	77	19	136	16	.386	5	4	19-20	480	126	14	.977	

LOB - Team (136), Opp (131). DPs turned - Team (21), Opp (12). IBB - Team (5), Miller, T. 3, Williams, S. 1, Ward, J. 1, Opp (3).

(SEC games only Sorted by Earned run avg)

Player	era	w-l	app	gs	cg	sho	sv	ip	h	r	er	bb	so	2b	3b	hr	b/avg	wp	hp	bk	sfa	sha		
20 Greenhill, Cody	3.41	1-0	6	5	0	0/0	0	29.0	26	14	11	6	20	3	0	4	.239	3	1	0	1	2		
44 Owen, Jack	6.04	1-2	6	4	0	0/0	0	25.1	33	17	17	5	22	3	0	3	.317	3	3	1	0	0		
18 Barnett, Mason	7.27	0-3	7	2	0	0/0	1	17.1	23	17	14	10	18	8	0	2	.329	3	3	1	2	2		
45 Gonzalez, Joseph	13.50	1-3	6	4	0	0/0	0	14.2	25	22	22	9	5	4	1	1	.385	5	3	0	0	0		
21 Bright, Trace	14.59	0-3	7	1	0	0/0	0	12.1	18	20	20	10	14	4	1	4	.333	0	1	0	0	0		

33 Morrison, Will	0.00	0-0	6	0	0	0/0	1	4.2	1	0	0	3	5	0	0	0	.071	0	1	0	0	0		
36 Sokol, Jack	0.00	0-0	1	0	0	0/0	0	0.2	0	0	0	1	0	0	0	0	.000	0	0	0	0	0		
27 Thomas, Seb	2.45	0-0	2	0	0	0/0	0	3.2	2	1	1	2	1	0	0	0	.154	0	0	0	0	0		
40 Burkhalter, Blake	2.45	0-0	4	0	0	0/0	0	3.2	1	1	1	6	4	0	0	1	.091	2	1	0	0	0		
14 Fuller, Brooks	4.76	0-0	4	0	0	0/0	0	5.2	6	3	3	5	6	0	0	1	.273	2	1	0	0	0		
32 Swilling, Carson	5.19	0-1	7	0	0	0/0	1	8.2	9	6	5	7	8	0	0	0	.265	3	1	0	0	0		
23 Glavine, Peyton	5.23	0-0	5	1	0	0/0	0	10.1	10	6	6	2	9	2	0	3	.250	0	1	0	0	0		
29 Skipper, Carson	7.56	0-2	6	0	0	0/0	0	8.1	13	9	7	2	10	3	0	2	.342	4	2	0	1	0		
43 Fitts, Richard	10.00	0-1	5	1	0	0/0	0	9.0	12	11	10	5	13	4	1	3	.308	0	0	0	1	0		
16 Hill, Cam	18.00	0-0	2	0	0	0/0	0	1.0	2	3	2	3	1	0	0	0	.400	0	0	0	0	0		
26 Mullins, Hayden	54.00	0-0	1	0	0	0/0	0	0.1	2	2	2	1	0	0	0	0	.667	2	1	0	0	0		
Totals	7.04	3-15	18	18	0	0/0	3	154.2	183	132	121	77	136	31	3	24	.294	27	19	2	5	4		
Opponents	4.84	15-3	18	18	0	1/1	7	160.0	169	98	86	63	165	25	1	28	.268	18	10	1	6	5		

PB - Team (2), Dyal, R. 1, Williams, S. 1, Opp (1). Pickoffs - Team (1), Burkhalter 1. SBA/ATT - Williams, S. (10-11), Dyal, R. (9-9), Fitts, R. (6-7), Greenhill, C (3-3), Gonzalez, J. (3-3), Morrison, W. (2-2), Swilling, C. (2-2), Skipper, C. (1-1), Owen, J. (1-1), Glavine, P. (1-1).

HITTERS CONFERENCE-ONLY CAREER STATS

Bliss, Ryan

Year	avg	gp-gs	ab	r	h	2b	3b	hr	rbi	tb	slg%	bb	hbp	so	gdp	ob%	sf	sh	sb-att	po	a	e	fld%
2019	.288	30-30	111	24	32	4	0	1	17	39	.351	13	2	17	4	.364	3	1	6-7	55	93	4	.974
2021	.354	18-18	79	18	28	1	0	5	14	44	.557	9	0	11	3	.420	0	0	1-3	16	49	2	.970
TOTAL	.316	48-48	190	42	60	5	0	6	31	83	.437	22	2	28	7	.387	3	1	7-10	71	142	6	.973

Howell, Kason

Year	avg	gp-gs	ab	r	h	2b	3b	hr	rbi	tb	slg%	bb	hbp	so	gdp	ob%	sf	sh	sb-att	po	a	e	fld%
2019	.238	29-29	105	11	25	5	0	0	8	30	.286	7	4	29	2	.310	0	2	4-5	81	1	1	.988
2021	.276	18-18	58	13	16	5	0	4	9	33	.569	7	3	15	0	.382	0	2	1-2	53	2	1	.982
TOTAL	.252	47-47	163	24	41	10	0	4	17	63	.387	14	7	44	2	.337	0	4	5-7	134	3	2	.986

Moore, Brody

Year	avg	gp-gs	ab	r	h	2b	3b	hr	rbi	tb	slg%	bb	hbp	so	gdp	ob%	sf	sh	sb-att	po	a	e	fld%
2019	.235	7-2	17	2	4	0	0	0	1	4	.235	0	0	4	2	.235	0	0	0-1	9	3	0	1.000
2021	.329	18-18	73	8	24	5	0	1	7	32	.438	3	0	8	0	.355	0	0	0-0	29	57	2	.977
TOTAL	.311	25-20	90	10	28	5	0	1	8	36	.400	3	0	12	2	.333	0	0	0-1	38	60	2	.980

Ward, Judd

Year	avg	gp-gs	ab	r	h	2b	3b	hr	rbi	tb	slg%	bb	hbp	so	gdp	ob%	sf	sh	sb-att	po	a	e	fld%
2018	.195	18-12	41	5	8	1	1	0	3	11	.268	7	1	7	0	.327	0	1	0-1	37	1	0	1.000
2019	.286	30-30	119	15	34	7	0	2	14	47	.395	13	2	27	0	.366	0	4	1-1	72	5	3	.963
2021	.209	18-17	67	8	14	2	0	1	6	19	.284	3	2	19	1	.264	0	0	0-1	25	0	0	1.000
TOTAL	.247	66-59	227	28	56	10	1	3	23	77	.339	23	5	53	1	.329	0	5	1-3	134	6	3	.979

Williams, Steven

Year	avg	gp-gs	ab	r	h	2b	3b	hr	rbi	tb	slg%	bb	hbp	so	gdp	ob%	sf	sh	sb-att	po	a	e	fld%
2018	.255	30-30	106	23	27	0	0	6	20	45	.425	25	2	22	1	.403	1	0	1-1	54	4	2	.967
2019	.190	30-30	105	12	20	2	1	3	9	33	.314	15	1	32	1	.293	2	2	1-1	57	3	2	.968
2021	.230	17-16	61	10	14	2	1	4	8	30	.492	6	0	22	0	.299	0	0	1-2	85	11	1	.990
TOTAL	.224	77-76	272	45	61	4	2	13	37	108	.397	46	3	76	2	.340	3	2	3-4	196	18	5	.977

Woley, Rankin

Year	avg	gp-gs	ab	r	h	2b	3b	hr	rbi	tb	slg%	bb	hbp	so	gdp	ob%	sf	sh	sb-att	po	a	e	fld%
2019	.231	29-29	117	9	27	4	0	2	13	37	.316	6	2	28	3	.280	0	0	1-1	231	20	0	1.000
2021	.314	18-18	70	6	22	4	0	1	8	29	.414	6	2	17	0	.375	2	1	0-0	15	31	1	.979
TOTAL	.262	47-47	187	15	49	8	0	3	21	66	.353	12	4	45	3	.317	2	1	1-1	246	51	1	.997

PITCHERS CONFERENCE-ONLY CAREER STATS

Fitts, Richard

Year	era	w-l	app	qs	cq	sho	sv	ip	h	r	er	bb	so	2b	3b	hr	bf	bavg	wp	hbp	bk	sfa	sha
2019	7.88	2-3	9	5	0	0/0	0	24.0	38	21	21	6	17	6	0	5	111	.362	4	0	0	0	0
2021	10.00	0-1	5	1	0	0/0	0	9.0	12	11	10	5	13	4	1	3	45	.308	0	0	0	1	0
TOTAL	8.45	2-4	14	6	0	0/0	0	33.0	50	32	31	11	30	10	1	8	156	.347	4	0	0	1	0

Fuller, Brooks

Year	era	w-l	app	qs	cq	sho	sv	ip	h	r	er	bb	so	2b	3b	hr	bf	bavg	wp	hbp	bk	sfa	sha
2019	3.82	2-2	11	6	0	0/1	1	33.0	29	17	14	23	30	3	1	4	151	.238	6	2	0	1	3
2021	4.76	0-0	4	0	0	0/0	0	5.2	6	3	3	5	6	0	0	1	28	.273	2	1	0	0	0
TOTAL	3.96	2-2	15	6	0	0/1	1	38.2	35	20	17	28	36	3	1	5	179	.243	8	3	0	1	3

Glavine, Peyton

Year	era	w-l	app	qs	cq	sho	sv	ip	h	r	er	bb	so	2b	3b	hr	bf	bavg	wp	hbp	bk	sfa	sha
2018	0.00	0-0	1	0	0	0/0	0	0.1	1	0	0	0	1	0	0	0	2	.500	0	0	0	0	0
2019	9.00	0-0	3	0	0	0/0	0	2.0	4	2	2	4	2	0	0	0	14	.400	0	0	0	0	0
2021	5.23	0-0	5	1	0	0/0	0	10.1	10	6	6	2	9	2	0	3	43	.250	0	1	0	0	0
TOTAL	5.68	0-0	9	1	0	0/0	0	12.2	15	8	8	6	12	2	0	3	59	.288	0	1	0	0	0

Greenhill, Cody

Year	era	w-l	app	qs	cq	sho	sv	ip	h	r	er	bb	so	2b	3b	hr	bf	bavg	wp	hbp	bk	sfa	sha
2018	2.42	2-2	8	0	0	0/1	2	26.0	24	9	7	9	24	6	0	2	110	.245	1	2	0	0	1
2019	3.28	2-2	16	0	0	0/2	7	35.2	34	16	13	10	30	7	1	2	155	.248	3	5	0	2	1
2021	3.41	1-0	6	5	0	0/0	0	29.0	26	14	11	6	20	3	0	4	119	.239	3	1	0	1	2
TOTAL	3.08	5-4	30	5	0	0/3	9	90.2	84	39	31	25	74	16	1	8	384	.244	7	8	0	3	4

Morrison, Will

Year	era	w-l	app	qs	cq	sho	sv	ip	h	r	er	bb	so	2b	3b	hr	bf	bavg	wp	hbp	bk	sfa	sha
2019	2.45	0-0	10	0	0	0/0	0	11.0	10	3	3	2	6	3	0	1	42	.263	0	1	0	1	0
2021	0.00	0-0	6	0	0	0/0	1	4.2	1	0	0	3	5	0	0	0	18	.071	0	1	0	0	0
TOTAL	1.72	0-0	16	0	0	0/0	1	15.2	11	3	3	5	11	3	0	1	60	.212	0	2	0	1	0

Owen, Jack

Year	era	w-l	app	qs	cq	sho	sv	ip	h	r	er	bb	so	2b	3b	hr	bf	bavg	wp	hbp	bk	sfa	sha
2018	18.00	0-0	3	0	0	0/0	0	2.0	3	4	4	3	2	0	0	0	11	.375	0	0	0	0	0
2019	4.81	1-2	6	4	0	0/0	0	24.1	25	13	13	6	17	3	0	2	103	.266	1	2	0	1	0
2021	6.04	1-2	6	4	0	0/0	0	25.1	33	17	17	5	22	3	0	3	112	.317	3	3	1	0	0
TOTAL	5.92	2-4	15	8	0	0/0	0	51.2	61	34	34	14	41	6	0	5	226	.296	4	5	1	1	0

Skipper, Carson

Year	era	w-l	app	qs	cq	sho	sv	ip	h	r	er	bb	so	2b	3b	hr	bf	bavg	wp	hbp	bk	sfa	sha
2019	16.20	0-2	7	3	0	0/0	0	10.0	21	20	18	12	8	4	2	3	63	.412	1	0	1	0	0
2021	7.56	0-2	6	0	0	0/0	0	8.1	13	9	7	2	10	3	0	2	43	.342	4	2	0	1	0
TOTAL	12.27	0-4	13	3	0	0/0	0	18.1	34	29	25	14	18	7	2	5	106	.382	5	2	1	1	0

SEC STANDINGS

SOUTHEASTERN CONFERENCE™

WEEK 11

2021 BASEBALL

APRIL 27

EASTERN DIVISION

	SEC	Pct.	GB	All	Pct.	Home	Away	Neutral	Div.	T25	T10	L10	Streak
Vanderbilt	13-5	.722	-	31-7	.816	21-5	10-2	0-0	8-4	12-6	6-3	7-3	W1
Tennessee	12-6	.667	1.0	32-10	.762	21-6	11-4	0-0	5-4	8-4	5-4	5-5	L1
Florida	11-7	.611	2.0	28-12	.700	23-5	5-7	0-0	4-5	8-9	4-5	8-2	W1
South Carolina	11-7	.611	2.0	26-12	.684	18-4	7-7	1-1	8-4	7-8	5-4	7-3	W1
Georgia	9-9	.500	4.0	26-14	.650	19-9	7-5	0-0	8-7	4-6	4-5	7-3	L1
Kentucky	9-9	.500	4.0	25-13	.658	20-8	5-5	0-0	3-3	2-6	1-4	6-4	W3
Missouri	5-13	.278	8.0	12-26	.316	5-9	7-13	0-4	3-12	2-12	1-5	1-9	L3

WESTERN DIVISION

	SEC	Pct.	GB	All	Pct.	Home	Away	Neutral	Div.	T25	T10	L10	Streak
Arkansas	13-5	.722	-	32-7	.821	20-4	9-3	3-0	11-4	12-3	10-2	7-3	W1
Mississippi State	11-7	.611	2.0	29-10	.744	20-6	6-3	3-1	7-5	10-8	7-8	7-3	L1
Ole Miss	10-8	.556	3.0	28-12	.700	20-7	5-5	3-0	9-6	9-6	6-6	5-5	W1
Alabama	8-10	.444	5.0	25-15	.625	16-10	9-5	0-0	6-6	2-7	2-7	7-3	W1
LSU	6-12	.333	7.0	25-15	.625	19-10	6-5	0-0	3-3	4-11	4-11	6-4	W1
Texas A&M	5-13	.278	8.0	24-19	.558	19-12	3-6	2-1	1-5	6-9	3-7	5-5	W1
Auburn	3-15	.167	10.0	17-20	.459	11-11	5-7	1-2	2-10	4-13	2-10	5-5	L1

UPCOMING SCHEDULE (ALL TIMES EASTERN)

Tuesday, April 27

LSU 7, Grambling State 0
 Kentucky 7, Eastern Kentucky 6
 Lipscomb 4, Tennessee 1
 Alabama 9, UAB 3
 Georgia Tech 7, Georgia 5
 South Carolina 9, The Citadel 5
 Kansas State 13, Missouri 8
 Texas A&M 4, Texas State 0

Thursday, April 29

*Auburn at Georgia – 7 p.m. (SECN)
 *Kentucky at Tennessee – 7:30 p.m. (ESPNU)

Friday, April 30

*Kentucky at Tennessee – 6:30 p.m. (SECN+)
 *Missouri at Alabama – 7 p.m. (SECN+)
 *Arkansas at LSU – 7 p.m. (SECN)
 *Auburn at Georgia – 7 p.m. (SECN+)
 *Vanderbilt at Florida – 7 p.m. (ESPNU)
 *South Carolina at Ole Miss – 7:30 p.m. (SECN+)
 *Texas A&M at Mississippi State – 7:30 p.m. (SECN+)

Saturday, May 1

*Auburn at Georgia – 12 p.m. (SECN)
 *Kentucky at Tennessee – 1 p.m. (SECN+)
 *Missouri at Alabama – 3 p.m. (SECN+)
 *Texas A&M at Mississippi State – 3 p.m. (SECN+)
 *Vanderbilt at Florida – 6:30 p.m. (SECN+)
 *South Carolina at Ole Miss – 7 p.m. (SECN)
 *Arkansas at LSU – 7:30 p.m. (SECN+)

Sunday, May 2

*Missouri at Alabama – 12 p.m. (SECN)
 *South Carolina at Ole Miss – 12:30 p.m. (SECN+)
 *Arkansas at LSU – 3 p.m. (SECN+)
 *Vanderbilt at Florida – 3 p.m. (ESPNU)
 *Texas A&M at Mississippi State – 3 p.m. (SECN)

Tuesday, May 4

Stetson at Florida – 6 p.m. (SECN+)
 Alabama at Samford – 7 p.m.
 UAB at Auburn – 7 p.m. (SECN)
 North Florida at South Carolina – 7 p.m. (SECN+)
 Vanderbilt at Louisville – 7 p.m. (ESPNU)
 Southern at LSU – 7:30 p.m. (SECN+)
 Arkansas State at Ole Miss – 7:30 p.m. (SECN+)
 Southeast Missouri at Missouri – 7:30 p.m. (SECN+)
 Texas A&M at UT Arlington – 7:30 p.m.

Wednesday, May 5

Mississippi State at The Citadel – 7 p.m. (ESPN+)

Next Weekend In The SEC (May 6-May 9)

*Alabama at Vanderbilt
 *Georgia at Arkansas
 *LSU at Auburn
 *Florida at Kentucky
 *Ole Miss at Texas A&M
 *Mississippi State at South Carolina
 *Tennessee at Missouri

*SEC game




TV/RADIO ROSTER



1 JUDD WARD



2 JOSH HALL



3 BRAYTON BROWN



4 RANKIN WOLEY



5 KASON HOWELL



6 BOBBY PEIRCE



7 COLE FOSTER



8 BRYSON WARE



9 RYAN BLISS



10 TYLER MILLER



11 KADE SNELL



12 CARTER FREDERICK



13 BEN SCHORR




14 BROOKS FULLER



16 CAM HILL




17 RYAN DYAL



18 MASON BARNETT



19 BRODY MOORE



20 CODY GREENHILL



21 TRACE BRIGHT



22 GARRETT WADE



23 PEYTON GLAVINE



24 PEYTON SYBRANDT



25 JOHNNY CECCOLI



26 HAYDEN MULLINS



27 SEB THOMAS



28 NATE LARUE



29 CARSON SKIPPER



32 CARSON SWILLING



33 WILL MORRISON



34 JOHN SAMUEL SHENKER




36 JACK SOKOL



40 BLAKE BURKHALTER




41 STEVEN WILLIAMS



43 RICHARD FITTS



44 JACK OWEN



45 JOSEPH GONZALEZ



47 GARRETT FARQUHAR



30 BUTCH THOMPSON



35 KARL NONEMAKER



39 GABE GROSS



15 TIM HUDSON