



2019 AUBURN BASEBALL

AUBURN ATHLETICS COMMUNICATIONS: 392 SOUTH DONAHUE DRIVE || AUBURN, AL 36849 || AUBURNTIGERS.COM || @AUBURN_BASEBALL

2019 SCHEDULE

Day	Date	Opponent	Time/Result
FRI.	FEB. 15	GEORGIA SOUTHERN (SECN+)	W, 11-2
SAT.	FEB. 16	GEORGIA SOUTHERN (SECN+)	L, 5-7 (13)
SUN.	FEB. 17	GEORGIA SOUTHERN	W, 4-3 (13)
TUE.	FEB. 19	ALABAMA A&M (SECN+)	W, 10-1
WED.	FEB. 20	ALABAMA A&M	W, 10-2
Fri.	Feb. 22	at UCF (UCFKnights.TV)	W, 4-1
Sat.	Feb. 23	at UCF (UCFKnights.TV)	L, 1-6
Sun.	Feb. 24	at UCF (UCFKnights.TV)	W, 13-9
FRI.	MAR. 1	CINCINNATI (SECN+)	W, 5-0
SAT.	MAR. 2	CINCINNATI (SECN+)	W, 5-0
SAT.	MAR. 2	CINCINNATI (SECN+)	W, 9-5
TUE.	MAR. 5	UT MARTIN (SECN+)	W, 15-9
WED.	MAR. 6	UT MARTIN (SECN+)	W, 2-0
FRI.	MAR. 8	UTSA (SECN+)	W, 6-0
SAT.	MAR. 9	UTSA	W, 5-0
SAT.	MAR. 9	UTSA	W, 8-3
Tue.	Mar. 12	at South Alabama (JagNation TV)	W, 6-2
FRI.	MAR. 15	#21 TENNESSEE* (SECN+)	W, 2-0
SAT.	MAR. 16	#21 TENNESSEE* (SECN)	W, 5-2
SUN.	MAR. 17	#21 TENNESSEE* (SECN+)	W, 5-3
Tue.	Mar. 19	at UAB (C-USA TV)	W, 13-5
Fri.	Mar. 22	at #4 Mississippi State (SECN+)	W, 6-5
Sat.	Mar. 23	at #4 Mississippi State (SECN+)	L, 2-15
Sun.	Mar. 24	at #4 Mississippi State (SECN+)	L, 15-20
Tue.	Mar. 26	vs. Alabama% (SECN)	L, 3-6
Fri.	Mar. 29	at South Carolina (SECN+)	W, 4-2
Sat.	Mar. 30	at South Carolina (SECN)	L, 0-4
Sun.	Mar. 31	at South Carolina (SECN)	W, 7-5
TUE.	APR. 2	GEORGIA TECH (SECN+)	L, 3-9
FRI.	APR. 5	#9 ARKANSAS (SECN+)	W, 6-3
FRI.	APR. 5	#9 ARKANSAS (SECN+)	L, 6-9 (15)
SAT.	APR. 6	#9 ARKANSAS (SECN+)	L, 0-8
TUE.	APR. 9	JACKSONVILLE STATE (SECN+)	L, 6-11
Fri.	Apr. 12	at #12 Texas A&M (SECN+)	L, 0-4
Sat.	Apr. 13	at #12 Texas A&M (SECN+)	W, 7-0
Sun.	Apr. 14	at #12 Texas A&M (SECN+)	L, 1-4
Tue.	Apr. 16	at #16 Georgia Tech (ACC Extra)	L, 6-11
THU.	APR. 18	#17 OLE MISS (SECN+)	W, 7-4
FRI.	APR. 19	#17 OLE MISS (SECN+)	L, 3-5
SAT.	APR. 20	#17 OLE MISS (SECN+)	W, 6-5 (10)
Tue.	Apr. 23	at Jacksonville State (ESPN+)	W, 14-2
Thu.	Apr. 25	at #4 Vanderbilt (ESPNU)	L, 6-12
Fri.	Apr. 26	at #4 Vanderbilt (SECN)	L, 2-5
Sat.	Apr. 27	at #4 Vanderbilt (SECN+)	L, 5-9
FRI.	MAY 3	ALABAMA (SECN+)	W, 5-1
SAT.	MAY 4	ALABAMA (SECN)	L, 6-7
SUN.	MAY 5	ALABAMA (SECN)	W, 17-7
TUE.	MAY 7	UAB (SECN+)	L, 4-6
FRI.	MAY 10	#7 GEORGIA (SECN+)	L, 2-11
SAT.	MAY 11	#7 GEORGIA (SECN+)	W, 4-3 (10)
SAT.	MAY 11	#7 GEORGIA (SECN+)	L, 8-10
TUE.	MAY 14	NORTH ALABAMA	W, 8-7 (11)
Thu.	May 16	at #20 LSU (SECN+)	L, 1-7
Fri.	May 17	at #20 LSU (SECN+)	L, 1-5
Sat.	May 18	at #20 LSU (SECN+)	W, 5-4 (11)

POSTSEASON

Tue.	May 21	vs. #21 Tennessee	W, 5-3
Wed.	May 22	vs. #2 Vanderbilt	L, 1-11 (8)
Thu.	May 23	vs. #17 LSU	L, 3-4
Fri.	May 31	vs. Coastal Carolina	11 a.m.
Sat.	Jun. 1	vs. Georgia Tech/Florida A&M	TBD

Home games in **BOLD CAPS**

All home games at Plainsman Park | All times central % - 11th annual MAX Capital City Classic (Montgomery, Ala.)
Rankings reflect USA TODAY Coaches Poll

NCAA REGIONAL

ATLANTA, GA. (Russ Chandler Stadium)



#2 AUBURN TIGERS

Head Coach: Butch Thompson (Birmingham-Southern, 1992)
Career Record: 175-119 (5th season) | Record at Auburn: 136-107 (4th season)

VS.



#3 COASTAL CAROLINA CHANTICLEERS

Head Coach: Gary Gilmore (Coastal Carolina, 1980)
Career Record: 1,215-602-4 (30th season) | Record at CCU: 962-500-2 (24th season)



#1 GEORGIA TECH YELLOW JACKETS

Head Coach: Danny Hall (Miami (Ohio), 1977)
Career Record: 1,268-666-1 (32nd season) | Record at GT: 1,060-549-1 (26th season)

VS.



#4 FLORIDA A&M RATTLERS

Head Coach: Jamey Shouppe (Florida State, 1982)
Career Record: 159-160 (6th season) | Record at FAMU: 159-160 (6th season)

» QUICK HITTERS

- Auburn's NCAA Tournament appearance is the program's third straight and 22nd overall.
- It marks the first time since 2001-03 the Tigers have been to three straight regionals.
- The Tigers are 45-33 all-time in NCAA regionals and most recently went 3-0 in the 2018 Raleigh Regional, outscoring Northeastern, Army and N.C. State 40-12 in the three games.
- Auburn is 5-2 in regional play under head coach Butch Thompson. The five regional wins are the most in a two year span since winning six combined regional games in 1998-99.
- Friday will mark the first time Auburn and Coastal Carolina have played.
- The Tigers have also never played Georgia Tech or Florida A&M in the postseason but are 119-111-6 all-time against the Yellow Jackets and 4-0 all-time against the Rattlers.

GEORGIA TECH

41-17, 19-11 ACC

Team Leaders

Batting Average:	SO DH Michael Guldborg (.366)
Runs:	SO DH Michael Guldborg (56)
2B:	SO OF Colin Hall (18)
HR:	JR C Kyle McCann (23)
RBI:	JR C Kyle McCann (66)
Stolen Bases:	JR IF Austin Wilhite (12-13)

AUBURN

33-25, 14-16 SEC

Team Leaders

Batting Average:	JR DH Conor Davis (.290)
Runs:	SO IF Edouard Julien (42)
2B:	JR IF Rankin Woley (15)
HR:	JR IF Will Holland (9)
RBI:	SO IF Edouard Julien (48)
Stolen Bases:	JR IF Will Holland (14-17)

COASTAL CAROLINA

35-24-1, 15-13 SB

Team Leaders

Batting Average:	R-SO OF Jake Wright (.358)
Runs:	JR IF Cory Wood (62)
2B:	JR IF Cory Wood (19)
HR:	SR IF Zach Biermann (17)
RBI:	SR IF Zach Biermann (76)
Stolen Bases:	R-JR OF Cameron Pearcey (20-23)

FLORIDA A&M

27-32, 14-10 MEAC

Team Leaders

Batting Average:	JR IF Octavien Moyer (.312)
Runs:	JR IF Octavien Moyer (46)
2B:	JR IF Octavien Moyer (14)
HR:	JR IF Octavien Moyer (6)
RBI:	FR OF Jared Weber (48)
Stolen Bases:	JR OF Seyjuan Lawrence (14-15)

POTENTIAL STARTING LINEUP

Pos.	#	Player	AVG	AB	R	H	2B	3B	HR	RBI	SB-SBA	BB
C	6	Matt Scheffler	.274	186	30	51	11	0	2	25	5-6	16
1B	4	Rankin Woley	.271	221	29	60	15	1	3	36	2-2	17
2B	9	Ryan Bliss	.268	213	41	57	10	1	2	32	10-12	33
3B	10	Edouard Julien	.236	208	42	49	14	1	8	48	3-5	39
SS	17	Will Holland	.240	204	41	49	9	0	9	28	14-17	29
LF	1	Judd Ward	.281	221	37	62	11	2	4	30	5-7	33
CF	16	Kason Howell	.256	195	25	50	8	0	0	26	13-15	20
RF	41	Steven Williams	.227	203	33	46	6	2	6	23	3-3	33
DH	24	Conor Davis	.290	217	30	63	10	1	6	32	2-2	17



AUBURN'S RECORD WHEN...

	2019	Under Thompson
Overall	33-25	136-107
SEC	14-16	53-66
Non-Conference	18-7	76-34
Postseason	1-2	10-10
Home	22-10	93-44
Away	10-12	31-51
Neutral	1-3	12-11
Current streak	L2	--
Last 5 games	2-3	--
Last 10 games	4-6	--

Situational:

AU scores first	14-8	86-35
Opp. scores first	19-17	50-72
AU scores 4+ runs	31-10	123-43
AU scores 3 runs or less	2-15	13-64
AU leads after 7 innings	26-1	111-9
8 innings	31-2	130-8
AU trails after 7 innings	2-19	9-81
8 innings	1-21	3-86
Game tied after 7 innings	5-5	15-14
8 innings	1-1	2-9
Extra Innings	5-2	6-10
1-run games	6-2	28-27
2-run games	6-4	16-5
3-run games	4-4	17-16
Games decided by 5+ runs	13-11	65-34
vs. LH Starter	7-5	40-31
vs. RH Starter	26-20	94-76
More hits than opponent	19-4	97-18
Fewer hits than opponent	8-19	24-82
Hits are tied	6-2	13-8
AU has 10+ hits	15-9	80-40
Opp. has 10+ hits	10-17	34-68
Hit a home run	19-9	86-34
Opp. hits a home run	13-15	54-64
AU quality start	8-1	50-18
Opp. quality start	8-10	17-46
AU commits no errors	15-6	57-26
Opp. commits no error	10-10	35-53

By Day:

Sunday	5-2	20-18
Monday	0-0	0-2
Tuesday	7-5	30-16
Wednesday	2-1	10-3
Thursday	1-3	5-11
Friday	9-6	34-23
Saturday	9-8	35-34
Day Games (first pitch before 6 p.m.)	19-10	78-55
Night Games (first pitch after 6 p.m.)	14-15	58-52
Doubleheaders	6-2	18-10

By Month:

February	6-2	26-7
March	16-4	52-24
April	5-11	31-36
May	6-8	20-35
June	0-0	6-4

By Jersey:

White	9-4	42-19
Blue	4-7	20-21
Orange	9-6	31-20
Gray	5-5	15-30
Pinstripes	6-3	18-13
Blue/Camo Hat	0-0	1-1
Cream Throwback	0-0	8-2

UNIVERSITY INFORMATION

Location	Auburn, Ala.
Enrollment	29,776
Founded	October 1, 1856
Nickname	Tigers
Colors	Burnt Orange and Navy Blue
President	Dr. Steven Leath
Athletics Director	Allen Greene
Conference	Southeastern (SEC West)
Stadium / Capacity	Samford Stadium-Hitchcock Field at Plainsman Park / 4,096
Ticket Office Phone	855-282-2010

BASEBALL COACHING / SUPPORT STAFF

Head Coach	Butch Thompson (Birmingham-Southern, 1992)
Record at Auburn / Seasons	136-107 (.560) / 4th
Career Coaching Record / Seasons	175-119 (.595) / 5th

Assistant Coach	Karl Nonemaker (Vanderbilt, 2002)
Assistant Coach	Gabe Gross (Auburn, 2012)
Volunteer Assistant	Steve Smith (Baylor, 1986)

Athletic Admin.	Randall Dickey (Ouachita Baptist, 1983)
Player Development & Data Analyst	Blake Beck (Troy, 2014)
Athletic Trainer	Anthony Sandersen (South Dakota State, 2004)
Strength & Conditioning	Chris Joyner (Minnesota State - Mankato, 2001)

PROGRAM HISTORY

Modern Era Program Record (since 1949)	1,945-1,340-4 (.592)
College World Series Appearances / Last	4 / 1997
College World Series Record	3-8 (.273)
NCAA Regional Appearances / Last	21 / 2018
NCAA Regional Record	48-45 (.516)
NCAA Super Regional Appearances / Last	2 / 2018
NCAA Super Regional Record	1-4 (.200)
Last Postseason Opponent	Florida / 2018
Result	Gainesville (Fla.) Super Regional Lost, 3-2

POSTSEASON HISTORY

College World Series Appearances: 4 (1967, 1976, 1994, 1997)

Super Regional Appearances: 2 (1999, 2018)

NCAA Regional Appearances: 21 (1963, 1967, 1976, 1978, 1987, 1989, 1993-95, 1997-2003, 2005, 2010, 2015, 2017, 2018)

NCAA Regional Titles: 6 (1967, 1976, 1994, 1997, 1999, 2018)

MEDIA RELATIONS

Baseball Contact: George Nunnelley, Asst. Director - Athletics Comm.
Cell: 502-609-9982
Email: gnunnelley@auburn.edu
Twitter: @gnunnelley
Associate AD: Kirk Sampson

2019 AUBURN BASEBALL ROSTER

No.	Name	Pos.	Cl.	B/T	Ht.	Wt.	Exp.	Hometown (Previous School)
1	Judd Ward	OF	So.	L/R	6-1	195	1L	Russellville, Ala. (Russellville)
2	Everett Lau	IF/OF	Jr.	L/R	5-10	185	JC	Oahu, Hawaii (College of San Mateo)
3	Devin Warner	OF/IF	Fr.	S/R	6-3	205	HS	Cartersville, Ga. (Cartersville)
4	Rankin Woley	IF	Jr.	R/R	6-0	210	JC	Atlanta, Ga. (Chattahoochee Valley)
5	Jarrett Eaton	OF	Fr.	L/R	5-9	162	HS	Mobile, Ala. (St. Paul's Episcopal)
6	Matt Scheffler	C	Jr.	R/R	6-2	190	JC	Kirkland, Wash. (Pierce)
7	Ed Johnson	IF	Fr.	R/R	6-2	195	HS	Trussville, Ala. (Hewitt-Trussville)
8	Bailey Horn	LHP	R-So.	L/L	6-2	212	JC	West, Texas (McLennan)
9	Ryan Bliss	IF	Fr.	R/R	5-9	165	HS	LaGrange, Ga. (Troup)
10	Edouard Julien	IF	So.	L/R	6-1	183	1L	Quebec City, Canada (Cardinal-Roy)
11	Chase Hall	C	R-Jr.	R/R	6-2	215	RS	Roanoke, Ala. (Southern Union)
12	Ryan Hoerter	RHP	So.	R/R	6-6	191	1L	Kenosha, Wisc. (Indian Trail)
13	Davis Daniel	RHP	Jr.	R/R	6-1	190	2L	Montgomery, Ala. (St. James)
14	Elliott Anderson	LHP	Jr.	L/L	6-3	212	2L	Cartersville, Ga. (Cartersville)
16	Kason Howell	OF	Fr.	R/R	6-0	185	HS	Argyle, Texas (Liberty Christian)
17	Will Holland	IF	Jr.	R/R	5-11	185	2L	Lawrenceville, Ga. (Collins Hill)
18	Brooks Fuller	LHP	Fr.	L/L	6-2	215	HS	Auburn Ala. (Auburn)
19	Brody Moore	IF	Fr.	R/R	6-0	185	HS	Oneonta, Ala. (Oneonta)
20	Cody Greenhill	RHP	So.	R/R	6-4	216	1L	Russellville, Ala. (Russellville)
21	Jackson Henderson	IF/OF	Jr.	R/R	6-0	175	JC	Selma, Ala. (Lurleen B. Wallace)
22	Ford Luttrell	RHP	R-Fr.	L/R	6-0	181	RS	Madison, Ala. (Bob Jones)
23	Peyton Glavine	LHP	So.	R/L	5-11	176	1L	Alpharetta, Ga. (Blessed Trinity Catholic)
24	Conor Davis	IF	Jr.	R/R	6-3	227	2L	Roswell, Ga. (Blessed Trinity Catholic)
25	Dawson Sweatt	LHP	Fr.	R/L	6-2	190	HS	Fayetteville, Ga. (Starr's Mill)
26	Troy Bearden	OF/C	Fr.	R/R	6-2	220	HS	Trussville, Ala. (Next Level Baseball Academy)
29	Carson Skipper	LHP	Fr.	L/L	6-3	195	HS	Trussville, Ala. (Hewitt-Trussville)
31	Blake Schilleci	LHP	Sr.	L/L	5-10	198	1L	Birmingham, Ala. (Wallace-Hanceville)
32	Tanner Burns	RHP	So.	R/R	6-0	205	1L	Decatur, Ala. (Decatur)
33	Will Morrison	RHP	Fr.	R/R	6-2	180	HS	Cullman, Ala. (Cullman)
36	Kyle Gray	LHP	R-Jr.	L/L	5-10	205	JC	Austin, Texas (Blinn)
37	Ryan Watson	RHP	Jr.	R/R	6-5	215	2L	Auburn, Ala. (Auburn)
38	Brett Olson	IF	R-Sr.	L/L	6-2	225	1L	Newport Beach, Calif. (Corona Del Mar)
40	Garrett Wade	LHP	Fr.	L/L	6-2	205	HS	Hartselle, Ala. (Hartselle)
41	Steven Williams	OF/C	So.	L/R	6-3	216	1L	Albany, Ga. (Deerfield-Windsor)
43	Richard Fitts	RHP	Fr.	R/R	6-3	185	HS	Helena, Ala. (Helena)
44	Jack Owen	LHP	So.	L/L	6-2	174	1L	Aliso Viejo, Calif. (J Serra)

COACHES & STAFF

30	Butch Thompson	Head Coach	Fourth Year
35	Karl Nonemaker	Assistant Coach	Second Year
39	Gabe Gross	Assistant Coach	Second Year
34	Steve Smith	Volunteer Assistant Coach	Second Year
	Greg Drye	Director of Operations	Fourth Year
	Randall Dickey	Athletic Administrator	Fifth Year
	Anthony Sandersen	Athletic Trainer	Second Year
	Blake Beck	Player Development & Data Analyst	Third Year
	Chris Joyner	Strength & Conditioning	First Year

PRONUNCIATION GUIDE

Ryan HOERTER HOR-ter
 EDOUARD JULIEN ED-whah joo-lee-EN
 Everett LAU Rhymes with 'now'
 Ford LUTTRELL LUH-trull
 Blake SCHILLECI sha-LAY-see
 Rankin WOLEY WOE-lee

THE AUBURN SKIPPER

- Seven College World Series appearances / 16 postseason appearances
- 2013 National Runner-up (Mississippi State)
- 2001 National Champion (Birmingham-Southern)
- 2014 Baseball America/ABCA National Assistant Coach of the Year
- 2006 FCA Coach of the Year
- Coached 14 pitchers who went on to pitch in the Major Leagues
- Recruited and coached 29 pitchers who were drafted out of college that weren't drafted out of high school

Butch Thompson enters his fourth season at the helm of the program in 2019. Thompson, who spent three seasons as an assistant coach and recruiting coordinator at Auburn from 2006-08, returned to the Plains after seven seasons at Mississippi State as both associate head coach and pitching coach.

Butch Thompson was named Auburn's head baseball coach on October 22, 2015 and enters his fourth season with the Tigers in 2019.

Thompson, who spent three seasons as an assistant coach and recruiting coordinator at Auburn from 2006-08, returned to The Plains after seven seasons at Mississippi State as both associate head coach and pitching coach.

Widely regarded as one of the premier pitching coaches in the country, he has seen 14 of his former pitchers make their Major League Baseball debuts, including eight since 2014. Thompson has also turned 29 pitchers who went undrafted out of high school into MLB draft picks.

Thompson had three pitchers drafted in the first 11 rounds in 2014 and five pitchers drafted, including three in the top 10 rounds, in 2013. He added a first-round selection in the 2016 draft, a third-round pick in Keegan Thompson in 2017 and the first No. 1 overall pick in program history in Casey Mize in 2018.

Along with his pitching pedigree, Thompson is also considered one of the top recruiters in the country. Since 2003, he has secured 12 recruiting classes that were ranked in the top 10 by either Baseball America or Perfect Game, including the No. 5 signing class in 2017 and a program record No. 4 class in 2018. His classes signed from 2006-08 at Auburn each ranked in the top 18 nationally, including the No. 5 class in 2008.

A native of Amory, Miss., Thompson has coached 26 Division I All-Americans and 38 all-conference performers. He has made 16 postseason appearances, including seven trips to the College World Series, and guided Birmingham-Southern to a NAIA National Championship in 2001 and was a national runner-up at Mississippi State in 2013.

Thompson was named the 2006 Fellowship of Christian Athletes SEC Coach of the Year while at Auburn and the 2014 Baseball America and American Baseball Coaches Association (ABCA) National Assistant Coach of the Year while at Mississippi State.

Thompson has already made his mark in his first three seasons at Auburn as he became the fourth head coach in program history to notch his 100th win in his third season at the helm. Thompson has guided the Tigers to a 103-82 overall record and has taken the team to back-to-back NCAA regionals for the first time in 15 years. After tying the 2010 team for the most wins (43) in a season since 1999 and advancing to its first super regional since that same season, Auburn's 2018 team finished the year ranked No. 9 by USA TODAY, marking the program's highest ranking to end a season since 1998.

In seven seasons at MSU, Thompson made four NCAA regional trips, two Super Regionals, won the SEC Tournament and advanced to the College World Series finishing as NCAA runner-up in 2013. In three of the last four seasons, the Bulldogs' staff ERA finished no higher than 3.06. Thompson's 2013 pitching staff was one of two nationally to finish in the top 15 in ERA, strikeouts per nine innings and hits allowed per nine innings.

In addition to his experience at Auburn and Mississippi State, Thompson also spent five seasons at Georgia from 2002-05, including a trip to the College World



Series in 2004. While there he guided the development of future Major Leaguers Josh Fields, Mitchell Boggs and Brooks Brown.

Thompson launched his coaching career as pitching coach and top assistant at Huntingdon College (Ala.) in 1993, before returning to his alma mater in Birmingham, where he helped lead the Panthers to back-to-back Southern States Conference championships and in 1995 coached BSC to its first NAIA World Series berth.

Thompson left BSC briefly to serve as head coach at Jefferson State Community College in Birmingham in 1997. While at JSCC, he was honored as the Regional Tournament Coach of the Year, the ABCA Alabama Junior College Coach of the Year and the Southeast Region Coach of the Year after guiding JSCC to a 39-21 mark, the AJCAA Region 22 State Championship and a third-place finish in the NJCAA Division II World Series.

He returned to Birmingham-Southern as top assistant the following season, beginning a four-year run during the most successful span in BSC baseball history. The Panthers won 196 games, four TranSouth Conference Championships and made three-consecutive appearances in the NAIA World Series. BSC's 2001 team posted a school-best 55-11 mark and captured the NAIA National Championship.

In 2002, Thompson joined the SEC baseball coaching fraternity as a pitching coach and recruiting coordinator at Georgia and has been a part of the league for the past 17 seasons.

Thompson currently serves as the large-school representative for the Alabama Baseball Coaches Association and is an All-American committee member representing the South region for the ABCA.

Thompson prepped at Amory (Miss.) High School and later starred as a pitcher at Itawamba (Miss.) Community College from 1989-90. On Oct. 25, 2014, Thompson was inducted into the ICC Athletic Hall of Fame.

He earned a bachelor's degree in history at BSC in 1992 and completed a master's degree in sports administration at UAB in 1996. He is married to the former Robin Ashe of Birmingham, Ala., and they are the parents of three daughters --- Anna, Olivia and Madelyn Gail.

AUBURN IN NCAA REGIONALS

REGIONAL RESULTS

Year	Opponent	Score	Result	Location
1963	West Virginia	1-2	L	Gastonia, NC
	Florida State	3-4	L	Gastonia, NC
1967	West Virginia	8-3	W	Gastonia, NC
	Florida State	13-2	W	Gastonia, NC
	Clemson	2-3	L	Gastonia, NC
1976	Clemson	6-5	W	Gastonia, NC
	Middle Tenn. St.	10-5	W	Tallahassee, FL
	Florida State	2-1	W	Tallahassee, FL
1978	Jacksonville	7-5	W	Tallahassee, FL
	Memphis State	14-10	W	Auburn, AL
	North Carolina	2-3	L	Auburn, AL
1987	Memphis State	5-6	L	Auburn, AL
	Seton Hall	22-1	W	Huntsville, AL
	Middle Tenn. St.	5-3	W	Huntsville, AL
1989	Seton Hall	6-15	L	Huntsville, AL
	Clemson	3-6	L	Huntsville, AL
	South Florida	9-3	W	Tallahassee, FL
1993	Clemson	14-7	W	Tallahassee, FL
	Florida State	6-7	L	Tallahassee, FL
	Clemson	1-11	L	Tallahassee, FL
1994	Arizona	9-1	W	Stillwater, OK
	Oklahoma St.	10-14	L	Stillwater, OK
	N.C. State	2-13	L	Stillwater, OK
1995	Virginia Tech	7-0	W	Clemson, SC
	Old Dominion	11-8 [10]	W	Clemson, SC
	Clemson	11-5	W	Clemson, SC
1997	Notre Dame	8-0	W	Clemson, SC
	Pennsylvania	2-1	W	Oklahoma City, OK
	Ohio State	8-6	W	Oklahoma City, OK
1998	Oklahoma	8-9	L	Oklahoma City, OK
	Texas	4-2	W	Oklahoma City, OK
	Oklahoma	1-3	L	Oklahoma City, OK
1999	Western Carolina	11-3	W	Tallahassee, FL
	South Florida	9-0	W	Tallahassee, FL
	Florida State	8-7	W	Tallahassee, FL
2000	Florida State	7-9	L	Tallahassee, FL
	Florida State	5-2	W	Tallahassee, FL
	Rutgers	15-17	L	Tallahassee, FL
2001	Liberty	3-2	W	Tallahassee, FL
	Rutgers	7-4	W	Tallahassee, FL
	Oklahoma	9-8	W	Tallahassee, FL
2002	Florida State	10-16	L	Tallahassee, FL
	N. C. State	9-7	W	Auburn, AL
	Winthrop	8-6	W	Auburn, AL
2003	Tulane	5-7	L	Auburn, AL
	Tulane	13-9	W	Auburn, AL
	Stetson	5-9	L	Atlanta, GA
2005	Georgia Southern	11-5	W	Atlanta, GA
	Stetson	10-13	L	Atlanta, GA
	Jacksonville	8-7	W	Tallahassee, FL
2010	Florida State	6-10	L	Tallahassee, FL
	Jacksonville	3-2	W	Tallahassee, FL
	Florida State	6-9	L	Tallahassee, FL
2015	Florida Atlantic	11-16	L	Tuscaloosa, AL
	Alabama	3-6	L	Tuscaloosa, AL
	Princeton	5-2	W	Auburn, AL
2017	Ohio State	2-6	L	Auburn, AL
	Clemson	15-0	W	Auburn, AL
	Ohio State	7-9	L	Auburn, AL
2018	South Alabama	13-5	W	Tallahassee, FL
	Florida State	3-4	L	Tallahassee, FL
	Army	12-3	W	Tallahassee, FL
2019	Florida State	4-10	L	Tallahassee, FL
	Jacksonville State	9-7	W	Auburn, AL
	Clemson	2-5	L	Auburn, AL
2020	Southern Miss	17-8	W	Auburn, AL
	Clemson	11-10	W	Auburn, AL
	Clemson	7-13	L	Auburn, AL
2021	College of Charleston	7-6 [11]	L	Tallahassee, FL
	Mercer	1-0	W	Tallahassee, FL
	College of Charleston	3-2	L	Tallahassee, FL
2022	UCF	7-4	W	Tallahassee, FL
	Tennessee Tech	5-3	W	Tallahassee, FL
	Florida State	7-8 [10]	L	Tallahassee, FL
2023	Florida State	0-6	L	Tallahassee, FL
	Northeastern	13-4	W	Raleigh, NC
	Army	12-1	W	Raleigh, NC
2024	N.C. State	15-7	W	Raleigh, NC

REGIONAL RESULTS BY YEAR

Year	Regional	Result	W-L	Location
1963	District 3	Fourth	0-2	Gastonia, NC
1967	District 3	CHAMPIONS	3-1	Gastonia, NC
1976	South	CHAMPIONS	3-0	Tallahassee, FL
1978	South	Third	1-2	Auburn, AL
1987	South I	Third	2-2	Huntsville, AL
1989	Atlantic	Third	2-2	Tallahassee, FL
1993	Midwest	Fourth	1-2	Stillwater, OK
1994	East	CHAMPIONS	4-0	Clemson, SC
1995	Midwest II	Second	3-2	Oklahoma City, OK
1997	East	CHAMPIONS	4-1	Tallahassee, FL
1998	Atlantic II	Second	3-2	Tallahassee, FL
1999	Auburn	CHAMPIONS	3-1	Auburn, AL
2000	Atlanta	Third	1-2	Atlanta, GA
2001	Tallahassee	Second	2-2	Tallahassee, FL
2002	Tuscaloosa	Fourth	0-2	Tuscaloosa, AL
2003	Auburn	Second	2-2	Auburn, AL
2005	Tallahassee	Second	2-2	Tallahassee, FL
2010	Auburn	Second	3-2	Auburn, AL
2015	Tallahassee	Third	1-2	Tallahassee, FL
2017	Tallahassee	Second	2-2	Tallahassee, FL
2018	Raleigh	CHAMPIONS	3-0	Raleigh, NC

AUBURN VS. NCAA REGIONAL OPPONENTS

Opponent	W-L
Alabama	0-1
Arizona	1-0
Army	2-0
Central Florida	1-0
Clemson	5-5
College of Charleston	0-2
Florida Atlantic	0-1
Florida State	4-10
Georgia Southern	1-0
Jacksonville	3-0
Jacksonville State	1-0
Liberty	1-0
Mercer	1-0
Memphis	1-1
Middle Tenn. State	2-0
Northeastern	1-0
North Carolina	0-1
North Carolina State	2-1
Notre Dame	1-0
Ohio State	1-2
Oklahoma	1-2
Oklahoma State	0-1
Old Dominion	1-0
Pennsylvania	1-0
Princeton	1-0
Rutgers	1-1
Seton Hall	1-1
South Alabama	1-0
South Florida	2-0
Southern Miss	1-0
Stetson	0-2
Tennessee Tech	1-0
Texas	1-0
Tulane	1-1
Virginia Tech	1-0
Winthrop	1-0
Western Carolina	1-0
West Virginia	1-1
38 Opponents	45-33

AUBURN IN NCAA REGIONALS

1963 DISTRICT 3 AT GASTONIA, NC

Florida State 4, Auburn 3
Wake Forest 4, West Virginia 3
West Virginia 2, Auburn 1 (Auburn eliminated)
Florida State 12, Wake Forest 4
Wake Forest 12, West Virginia 8 (West Virginia eliminated)
Wake Forest 6, Florida State 5
Florida State 11, Wake Forest 5 (Wake Forest eliminated)

1967 DISTRICT 3 AT GASTONIA, NC

Florida State 5, Clemson 3
Auburn 8, West Virginia 3 [12]
Clemson 5, West Virginia 0 (West Virginia eliminated)
Auburn 13, Florida State 3
Clemson 6, Florida State 4 (Florida State eliminated)
Clemson 3, Auburn 2
Auburn 6, Clemson 5 [13] (Clemson eliminated)

1976 SOUTH REGIONAL AT TALLAHASSEE, FL

Auburn 10, Middle Tennessee State 5
Florida State 6, Jacksonville 1
Jacksonville 8, Middle Tennessee State 5 (MTSU eliminated)
Auburn 2, Florida State 1
Jacksonville 9, Florida State 7 (Florida State eliminated)
Auburn 7, Jacksonville 5 (Jacksonville eliminated)

1978 SOUTH REGIONAL AT AUBURN, AL

North Carolina 15, East Tennessee State 1
Auburn 14, Memphis 10
Memphis 5, East Tennessee State 0 (ETSU eliminated)
North Carolina 3, Auburn 2
Memphis 6, Auburn 5 (Auburn eliminated)
Memphis 8, North Carolina 6
North Carolina 11, Memphis 9 (Memphis eliminated)

1987 SOUTH I REGIONAL AT HUNTSVILLE, AL

Seton Hall 15, Auburn 6
Clemson 8, West Virginia 0
(1) Arkansas 10, Middle Tennessee State 7
Auburn 5, Middle Tennessee State 3 (MTSU eliminated)
Arkansas 7, West Virginia 2 (West Virginia eliminated)
Clemson 6, Seton Hall 3
Auburn 22, Seton Hall 1 (Seton Hall eliminated)
Arkansas 6, Clemson 5
Clemson 6, Auburn 3 (Auburn eliminated)
Arkansas 4, Clemson 2 (Clemson eliminated)

1989 ATLANTIC REGIONAL AT TALLAHASSEE, FL

(4) Auburn 9, (3) South Florida 3
(2) Clemson 6, (5) Stetson 2
(1) Florida State 13, (6) Rider 7
Stetson 13, Rider 6 (Rider eliminated)
Florida State 8, South Florida 1 (South Florida eliminated)
Auburn 14, Clemson 7
Clemson 13, Stetson 5 (Stetson eliminated)
Florida State 7, Auburn 6
Clemson 11, Auburn 1 (Auburn eliminated)
Florida State 8, Clemson 1 (Clemson eliminated)

1993 MIDWEST REGIONAL IN STILLWATER, OK

(1) North Carolina State 12, (6) Fordham 4
(4) Auburn 9, (3) Arizona 1
(2) Oklahoma State 9, (5) Connecticut 5
Fordham 5, Connecticut 0 (Connecticut eliminated)
Arizona 5, North Carolina State 2
Oklahoma State 14, Auburn 10
North Carolina State 13, Auburn 2 (Auburn eliminated)
Arizona 18, Fordham 7 (Fordham eliminated)
Oklahoma State 8, N.C. State 3 (N.C. State eliminated)
Arizona 4, Oklahoma State 0
Oklahoma State 11, Arizona 10 (Arizona eliminated)

1994 EAST REGIONAL IN CLEMSON, SC

(3) Old Dominion 9, (4) Notre Dame 5
(2) Auburn 7, (5) Virginia Tech 0
(1) Clemson 5, (6) The Citadel 1
The Citadel 4, Virginia Tech 3 (Virginia Tech eliminated)
Notre Dame 8, Clemson 1
Auburn 11, Old Dominion 8 [10]
Clemson 6, Old Dominion 1 (Old Dominion eliminated)
Notre Dame 5, The Citadel 1 (The Citadel eliminated)
Auburn 11, Clemson 5 (Clemson eliminated)
Auburn 8, Notre Dame 0 (Notre Dame eliminated)

1995 MIDWEST II REGIONAL IN OKLAHOMA CITY, OK

(1) Auburn 2, (6) Pennsylvania 1
(3) Texas 10, (4) Ohio State 5
(2) Oklahoma 9, (5) Indiana State 6
Indiana State 6, Pennsylvania 5 (Penn eliminated)
Auburn 8, Ohio State 6 (Ohio State eliminated)
Oklahoma 13, Texas 9
Oklahoma 9, Auburn 8
Texas 3, Indiana State 2 (Indiana State eliminated)
Auburn 4, Texas 2 (Texas eliminated)
Oklahoma 3, Auburn 1 (Auburn eliminated)

1997 EAST REGIONAL AT TALLAHASSEE, FL

(4) South Florida 5, (3) Central Florida 4
(2) Auburn 11, (5) Western Carolina 3
(1) Florida State 4, (6) Marist 2
Western Carolina 8, Marist 3 (Marist eliminated)
Florida State 16, Central Florida 2 (UCF eliminated)
Auburn 9, South Florida 0
Auburn 8, Florida State 7
South Florida 9, Western Carolina 4 (WCU eliminated)
Florida State 6, South Florida 5 (USF eliminated)
Florida State 9, Auburn 7
Auburn 5, Florida State 2 (Florida State eliminated)

1998 ATLANTIC II REGIONAL AT TALLAHASSEE, FL

(4) Oklahoma 6, (3) Delaware 3
(5) Rutgers 17, (2) Auburn 15
(1) Florida State 10, (6) Liberty 7
Auburn 3, Liberty 2 (Liberty eliminated)
Florida State 27, Delaware 6 (Delaware eliminated)
Oklahoma 9, Rutgers 7
Florida State 23, Oklahoma 2
Auburn 7, Rutgers 4 (Rutgers eliminated)
Auburn 9, Oklahoma 9 (Oklahoma eliminated)
Florida State 16, Auburn 10 (Auburn eliminated)

1999 AUBURN REGIONAL AT AUBURN, AL

(4) Winthrop 8, (1) Tulane 7
(2) Auburn 9, (3) NC State 7
Tulane 11, NC State 5 (NC State eliminated)
Auburn 8, Winthrop 6
Tulane 15, Winthrop 8 (Winthrop eliminated)
Tulane 7, Auburn 5
Auburn 13, Tulane 9 (Tulane eliminated)

2000 ATLANTA REGIONAL AT ATLANTA, GA

(1) Georgia Tech 11, (4) Georgia Southern 9
(3) Stetson 9, (2) Auburn 5
Auburn 11, Georgia Southern 5 (Ga. Southern eliminated)
Georgia Tech 24, Stetson 1
Stetson 13, Auburn 10 (Auburn eliminated)
Georgia Tech 16, Stetson 11 (Stetson eliminated)

2001 TALLAHASSEE REGIONAL AT TALLAHASSEE, FL

(1) Florida State 8, (4) Bethune-Cookman 1
(2) Auburn 8, (3) Jacksonville 7 [10 innings]
Jacksonville 3, Bethune-Cookman 0 (BCU eliminated)
Florida State 10, Auburn 6
Auburn 3, Jacksonville 2 (Jacksonville eliminated)
Florida State 9, Auburn 6 (Auburn eliminated)

2002 TUSCALOOSA REGIONAL AT TUSCALOOSA, AL

(3) Florida Atlantic 16, (2) Auburn 11
(4) Southeast Missouri State 7, (1) Alabama 4
Alabama 6, Auburn 3 (Auburn eliminated)
Florida Atlantic 12, Southeast Missouri State 6
Alabama 7, Southeast Missouri State 4 (SEMO eliminated)
Alabama 7, Florida Atlantic 2
Florida Atlantic 6, Alabama 5 (Alabama eliminated)

2003 AUBURN REGIONAL AT AUBURN, AL

(3) Ohio State 10, (2) Clemson 8
(1) Auburn 5, (4) Princeton 2
Clemson 7, Princeton 6 (Princeton eliminated)
Ohio State 6, Auburn 2
Auburn 15, Clemson 0 (Clemson eliminated)
Ohio State 9, Auburn 7 (Auburn eliminated)

2005 TALLAHASSEE REGIONAL AT TALLAHASSEE, FL

(2) Auburn 13, (3) South Alabama 5
(1) Florida State 3, (4) Army 2
Army 8, South Alabama 5 (South Alabama eliminated)
Florida State 4, Auburn 3
Auburn 12, Army 3 (Army eliminated)
Florida State 10, Auburn 4 (Auburn eliminated)

2010 AUBURN REGIONAL AT AUBURN, AL

(2) Clemson 10, (3) Southern Miss 1
(1) Auburn 9, (4) Jacksonville State 7
Southern Miss 19, Jacksonville State 6 (JSU eliminated)
Clemson 5, Auburn 2
Auburn 17, Southern Miss 8 (USM eliminated)
Auburn 11, Clemson 10
Clemson 13, Auburn 7 (Auburn eliminated)

2015 TALLAHASSEE REGIONAL AT TALLAHASSEE, FL

(2) College of Charleston 7, (3) Auburn 6 [11 inn.]
(1) Florida State 5, (4) Mercer 4 [10 inn.]
(3) Auburn 1, (4) Mercer 0 (Mercer eliminated)
(1) Florida State 3, (2) College of Charleston 2
(2) C of C 3, (3) Auburn 2 (Auburn eliminated)
(1) Florida State 8, (2) C of C 1 (C of C eliminated)

2017 TALLAHASSEE REGIONAL AT TALLAHASSEE, FL

(4) Tennessee Tech 3, (1) Florida State 1
(3) Auburn 7, (2) UCF 4
(1) Florida State 6, (2) UCF 1 (UCF eliminated)
(3) Auburn 5, (4) Tennessee Tech 3
(1) Florida State 5, (4) Tennessee Tech 3 (TTU eliminated)
(1) Florida State 8, (3) Auburn 7 [10 inn.]
(1) Florida State 6, (3) Auburn 0 (Auburn eliminated)

2018 RALEIGH REGIONAL AT RALEIGH, NC

(2) Auburn 13, (3) Northeastern 4
(4) Army 5, (1) N.C. State 1
(1) N.C. State 9, (3) Northeastern 3 (NU eliminated)
(2) Auburn 12, (4) Army 1
(1) N.C. State 11, (4) Army 1 (Army eliminated)
(2) Auburn 15, (1) N.C. State 7 (N.C. State eliminated)

AUBURN NCAA REGIONAL RECORDS

BATTING

GAMES PLAYED

Series: 5, by 32 players (1995, 1997, 1998, 2010)
 Career: 16, Todd Faulkner (1998-2001)
 16, Mailon Kent (1998-2001)

AT BATS

Game: 6, by 33 players
 Series: 25, Rob Macrory (1997) [5 games]
 Career: 65, Todd Faulkner (1998-2001) [16 gms]

RUNS SCORED

Game: 4, Steven Williams vs. Northeastern (6/1/18)
 4, Gabe Gross vs. Jacksonville (5/25/01)
 4, Jonathan Schuerholz vs. Ga Southern (5/27/00)
 4, Todd Faulkner vs. Rutgers (5/21/98)
 4, Chad Wandall vs. Oklahoma (5/23/98)
 Series: 11, Adam Sullivan (1997) [5 games]
 Career: 19, Todd Faulkner (1998-2000) [16 gms]

HITS

Game: 5, Javon Moran vs. Fla. Atlantic 5/31/02)
 5, Adam Sullivan vs. W. Car. (5/22/97)
 5, Mark Bellhorn vs. ODU (5/27/94)
 5, Cliff Shanks vs. Okla. St. (5/29/93)
 Series: 14, Adam Sullivan (1997) [5 games]
 Career: 30, Todd Faulkner (1998-2001) [16 gms]

RUNS BATTED IN

Game: 5, Josh Anthony vs. N.C. State (6/3/18)
 5, Trent Mummey vs. Southern Miss (6/6/2010)
 5, Sean Gamble vs. Fla. Atlantic (5/31/02)
 5, Frank Thomas vs. Seton Hall (5/23/87)
 5, Scotty Long vs. Clemson (1967)
 5, Scotty Long vs. Florida State (1967)
 Series: 11, Mike Killimett (1994)
 11, Scotty Long (1967)
 Career: 22, Todd Faulkner (1998-2000) [16 gms]

SINGLES

Game: 5, Adam Sullivan vs. W. Car. (5/22/97)
 Series: 12, Adam Sullivan (1997) [5 games]
 Career: 17, Jay Waggoner (1993-95) [12 gms]

DOUBLES

Game: 2, 17 times, most recently by Josh Anthony vs. N.C. State (6/1/18)
 Series: 5, Trent Mummey (2010) [5 games]
 5, Mark Bellhorn (1994) [4 games]
 Career: 7, Mailon Kent (1998-01) [16 games]

TRIPLES

Game: 1, 13 times, most recently by Steven Williams vs. Army (6/2/18)
 Series: 2, Javon Moran (2003) [4 games]
 Career: 2, Javon Moran (2001-03) [10 games]
 2, Mark Bellhorn (1993-95) [12 games]

HOME RUNS

Game: 2, Todd Faulkner vs. Rutgers (5/21/98)
 2, Josh Etheredge vs. Rutgers (5/23/98)
 2, Scotty Long vs. Florida St. (1967)
 2, Scotty Long vs. Clemson (1967)
 Series: 4, Scotty Long (1967) [4 games]
 4, Todd Faulkner (1998) [5 games]
 Career: 5, Todd Faulkner (1998-01) [16 games]

STOLEN BASES

Game: 2, Javon Moran vs. Clemson (5/31/03)
 2, Pat Keedy vs. Memphis (5/20/78)
 2, Dom Fucci vs. Memphis (5/20/78)
 Series: 3, Javon Moran (2003) [4 games]
 Career: 4, Javon Moran (2001-03) [10 games]

BASES ON BALLS

Game: 3, Justin Bryant vs. Clemson (6/6/10)
 3, Mitch Duke vs. Okla. State (5/29/93)
 Series: 5, Mitch Duke (1993) [3 games]
 5, Dominic Rich (1998) [5 games]

STRIKEOUTS

Game: 4, Kevin Chabot vs. Okla. (5/28/95)
 Series: 12, Kevin Chabot (1995) [5 games]
 Career: 15, Kevin Chabot (1993-95) [9 games]

BATTING AVERAGE

Series [min. 15 AB]: .667, Mark Bellhorn (1994)
 [12-for-18 in 4 games]
 Career [min. 25 AB]: .462, Todd Faulkner
 (1998-01) [30-for-65 in 16 games]

HITTING STREAK

Career: 15, Mailon Kent (1998-01)
 12, Todd Faulkner (1999-01)
 11, Gabe Gross (1999-01)

PITCHING

GAMES PITCHED

Series: 4, Finley Woodward (1995)
 Career: 7, Colter Bean (1996-2000)

GAMES STARTED

Series: 2, Tim Hudson (1997)
 2, Ryan Halla (1995)
 2, John Powell (1994)
 2, Stacy Jones (1987)
 2, Mark Chapman (1987)
 2, Q.V. Lowe (1967)
 2, Hayden Gliemmo (1998)
 Career: 4, Chris Bootcheck (1998-00)

GAMES RELIEVED

Series: 4, Finley Woodward (1995)
 Career: 7, Colter Bean (1996-00)

WINS

Series: 2, Tim Hudson (1997)
 2, John Powell (1994)
 2, Q.V. Lowe (1967)
 Career: 3, John Powell (1993-94)

LOSSES

Series: 2, Scott Roney (1978)
 2, Kevin Knorst (1998)
 Career: 2, Chris Bootcheck (1998-00)
 2, Ryan Halla (1993-95)
 2, Kevin Knorst (1998-00)
 2, Scott Roney (1978)

SAVES

Series: 2, Colter Bean (1998)
 2, Patrick Dunham (1997)
 2, Finley Woodward (1995)
 2, Joe Beckwith (1976)
 Career: 2, Colter Bean (1998)
 2, Patrick Dunham (1997)
 2, Finley Woodward (1995)
 2, Joe Beckwith (1976)

INNINGS PITCHED

Game: 13.0, Q.V. Lowe vs. Clemson (1967)
 Series: 25.0, Q.V. Lowe (1967) [2 games]
 Career: 27.1, Levale Speigner (2000-03) [6 games]

STRIKEOUTS

Game: 14, John Powell vs. Arizona (5/28/93) [9 IP]
 14, Q.V. Lowe vs. Clemson (1967) [13 IP]
 Series: 26, Q.V. Lowe (1967) [2 games]
 22, John Powell (1994) [2 games]
 Career: 36, John Powell (1993-94) [3 games]

BASES ON BALLS

Game: 6, Josh Sullivan vs. Florida State (6/4/05)
 6, Ryan Halla vs. Okla. State (5/29/93)
 Series: 6, Josh Sullivan (2005) [1 game]
 6, Ryan Halla (1993) [1 game]
 6, Tim Hudson (1997) [2 games]
 Career: 13, Ryan Halla (1993-95) [6 gms/23.1 IP]

NCAA REGIONAL CAREER STATS

14 • ELLIOTT ANDERSON LHP

- Pitched a scoreless inning and struck out a pair against Army a season ago

ELLIOTT ANDERSON REGIONAL STATISTICS

YEAR	ERA	W-L	G/S	IP	H	R	ER	BB	K	BAA
2017	0.00	0-0	1/0	0.1	1	0	0	0	0	.500
2018	0.00	0-0	1/0	1.0	1	0	0	0	2	.250
TOTAL	0.00	0-0	2/0	1.1	2	0	0	0	2	.333

32 • TANNER BURNS RHP

- Became the first Auburn freshman since 1998 to start a NCAA opener on the mound last year

TANNER BURNS REGIONAL STATISTICS

YEAR	ERA	W-L	G/S	IP	H	R	ER	BB	K	BAA
2018	3.00	1-0	1/1	6.0	7	3	2	1	2	.269

24 • CONOR DAVIS DH

- Earned starts in the outfield against Northeastern and N.C. State after coming off the bench in a pair of tournament games in 2017

CONOR DAVIS NCAA REGIONAL STATISTICS

YEAR	AVG	GP-GS	AB	R	H	2B	3B	HR	RBI	SB-A
2017	.000	2-0	3	0	0	0	0	0	0	0-0
2018	.111	2-2	9	0	1	0	0	0	1	0-0
TOTAL	.083	4-2	12	0	1	0	0	0	1	0-0

20 • CODY GREENHILL RHP

- Earned the win in the regional final victory vs. N.C. State
- Matched a season high with five strikeouts in the outing

CODY GREENHILL REGIONAL STATISTICS

YEAR	ERA	W-L	G/S	IP	H	R	ER	BB	K	BAA
2018	6.23	1-0	1/0	4.1	6	3	3	2	5	.333

17 • WILL HOLLAND IF

- Went 2-for-4 with two runs, a double, home run and three RBI in his NCAA Tournament debut vs. UCF in 2017
- Collected multiple hits, multiple runs and multiple RBI in two of three regional games a season ago

WILL HOLLAND NCAA REGIONAL STATISTICS

YEAR	AVG	GP-GS	AB	R	H	2B	3B	HR	RBI	SB-A
2017	.200	4-4	15	3	3	2	0	1	3	0-0
2018	.385	3-3	13	6	5	2	0	1	5	0-0
TOTAL	.286	7-7	28	9	8	4	0	2	8	0-0

10 • EDOUARD JULIEN IF

- Named to the 2018 Raleigh Regional All-Tournament Team
- Collected multiple hits in all three contests
- Scored and drove in multiple runs in two of three games

EDOUARD JULIEN NCAA REGIONAL STATISTICS

YEAR	AVG	GP-GS	AB	R	H	2B	3B	HR	RBI	SB-A
2018	.538	3-3	13	6	7	0	0	2	6	0-0

1 • JUDD WARD OF

- Made his NCAA Tournament debut in LF vs. Army

JUDD WARD NCAA REGIONAL STATISTICS

YEAR	AVG	GP-GS	AB	R	H	2B	3B	HR	RBI	SB-A
2018	.200	1-1	5	0	1	0	0	0	0	0-0

37 • RYAN WATSON RHP

RYAN WATSON REGIONAL STATISTICS

YEAR	ERA	W-L	G/S	IP	H	R	ER	BB	K	BAA
2017	13.50	0-0	1/0	1.1	3	2	2	0	0	.429

41 • STEVEN WILLIAMS OF

- Named to the 2018 Raleigh Regional All-Tournament Team
- Went 4-for-4 with a HR, four runs and four RBI in his NCAA Tournament debut vs. Northeastern
- His four runs matched an Auburn NCAA Regional record

STEVEN WILLIAMS NCAA REGIONAL STATISTICS

YEAR	AVG	GP-GS	AB	R	H	2B	3B	HR	RBI	SB-A
2018	.615	3-3	13	7	8	1	1	1	5	0-0

REMEMBERING ROD AND PAULA BRAMBLETT

Rod Bramblett and his wife, Paula, tragically passed away from injuries suffered in an automobile accident in Auburn Saturday evening. Rod served as Auburn baseball's play-by-play announcer for 27 seasons and has been the Voice of the Auburn Tigers since 2003. Bramblett and his broadcast partner, Andy Burcham, were honored earlier this season for sharing the radio booth at Plainsman Park for the past 25 seasons. Rod and Paula are survived by their two children, Shelby and Joshua.



ROD & PAULA BRAMBLETT
Forever Auburn Tigers

ATLANTA REGIONAL BRACKET



2019 NCAA DIVISION I BASEBALL CHAMPIONSHIP

Atlanta Regional - Georgia Tech Host
May 31 - June 3, 2019
All times are local

#1 *Georgia Tech (41-17)

Game 2
Friday
May 31
7 p.m.
ESPN3

#4 Florida A&M (27-32)

Game 4
Saturday
June 1
7 p.m.
TBA

#3 Coastal Caro. (35-24-1)

Game 1
Friday
May 31
Noon
ESPNU

#2 *Auburn (33-25)

Game 6
Sunday
June 2
6 p.m.
TBA

Loser Game 1

Game 5
Sunday
June 2
Noon
TBA

Game 7
Monday
June 3
(if necessary)
Noon
TBA

Regional Champion

Game 3
Saturday
June 1
1 p.m.
TBA

Loser Game 2

© 2019 National Collegiate Athletic Association. No commercial use without the NCAA's written permission.
The NCAA opposes all forms of sports wagering.

* Home Team

NATIONAL POLLS

BASEBALL AMERICA

May 27

1. UCLA
2. Vanderbilt*
3. Stanford
4. Arkansas*
5. Mississippi State*
6. Georgia*
7. Georgia Tech*
8. East Carolina
9. Texas Tech
10. Oklahoma State
11. Louisville
12. Ole Miss*
13. UC Santa Barbara
14. North Carolina
15. LSU*
16. Oregon State
17. West Virginia
18. N.C. State
19. Miami
20. Texas A&M*
21. Fresno State
22. Baylor
23. Creighton
24. Indiana
25. Indiana State

D1 BASEBALL

May 27

1. UCLA
2. Vanderbilt*
3. Mississippi State*
4. Stanford
5. Arkansas*
6. Georgia Tech*
7. Georgia*
8. Texas Tech
9. Oklahoma State
10. East Carolina
11. Louisville
12. LSU*
13. West Virginia
14. Ole Miss*
15. North Carolina
16. Oregon State
17. Miami
18. Texas A&M*
19. UC Santa Barbara
20. N.C. State
21. Baylor
22. Creighton
23. Indiana State
24. Dallas Baptist
25. California

USA TODAY

May 27

1. UCLA
2. Vanderbilt*
3. Stanford
4. Mississippi State*
5. Arkansas*
6. Georgia*
7. Georgia Tech*
8. Louisville
9. East Carolina
10. Texas Tech
11. Oklahoma State
12. North Carolina
13. UC Santa Barbara
14. Oregon State
15. West Virginia
16. N.C. State
17. LSU*
18. Ole Miss*
19. Texas A&M*
20. Miami
21. Baylor
22. Tennessee*
23. Creighton
24. Indiana
25. Dallas Baptist

NCBWA

May 27

1. UCLA
2. Vanderbilt*
3. Stanford
4. Georgia*
5. Mississippi State*
6. Texas Tech
7. Georgia Tech*
8. Arkansas*
9. Oklahoma State
10. Louisville
11. East Carolina
12. Oregon State
13. North Carolina
14. UC Santa Barbara
15. West Virginia
16. LSU*
17. Ole Miss*
18. Texas A&M*
19. N.C. State
20. Miami
21. Baylor
22. Creighton
23. Fresno State
24. California
25. Tennessee*
26. Dallas Baptist
27. Arizona State
28. Indiana State
29. Southern Miss
30. Indiana

PERFECT GAME

May 27

1. UCLA
2. Vanderbilt*
3. Stanford
4. Mississippi State*
5. East Carolina
6. Arkansas*
7. Georgia Tech*
8. Georgia*
9. Oklahoma State
10. Louisville
11. Texas Tech
12. UC Santa Barbara
13. North Carolina
14. Oregon State
15. N.C. State
16. Miami
17. Texas A&M*
18. West Virginia
19. LSU*
20. UC Irvine
21. Ole Miss*
22. Creighton
23. Indiana State
24. Baylor
25. Tennessee*

COLLEGIATE BASEBALL

May 27

1. UCLA
2. Vanderbilt*
3. Stanford
4. Arkansas*
5. Mississippi State*
6. Georgia*
7. Louisville
8. UC Santa Barbara
9. Oklahoma State
10. East Carolina
11. Georgia Tech*
12. Oregon State
13. Texas Tech
14. North Carolina
15. N.C. State
16. Central Michigan
17. Baylor
18. Miami
19. LSU*
20. Florida State
21. Arizona State
22. West Virginia
23. Fresno State
24. Indiana
25. Texas A&M*
26. California
27. Creighton
28. Southern Miss
29. Ole Miss*
30. Indiana State

AUBURN IN THE POLLS

BA D1 CB NC PG USA

Pre.	17	22	23	19	15	20
2/18	18	22	26	22	15	--
2/25	18	21	29	22	15	--
3/4	17	19	27	18	15	18
3/11	17	18	23	17	15	17
3/18	16	12	12	14	7	12

BA D1 CB NC PG USA

3/25	18	15	13	13	10	12
4/1	18	15	14	17	10	15
4/8	22	22	23	22	18	19
4/15	24	NR	NR	26	22	23
4/22	20	25	NR	23	19	21
4/29	NR	NR	NR	28	NR	NR
5/6	NR	NR	NR	29	NR	NR

BA D1 CB NC PG USA

5/13	NR	NR	NR	NR	NR	NR
5/20	NR	NR	NR	NR	NR	NR
5/27	NR	NR	NR	NR	NR	NR

NEWS & NOTES

AUBURN IN THE NCAA TOURNAMENT

- Auburn's appearance in the NCAA Tournament is the team's third straight and 22nd overall.
- It marks the first time the Tigers have been to three straight NCAA Tournaments since 2001-03.
- The Tigers are 45-33 overall in regional play and 16-5 in regional openers, including 3-0 in the first game of the tournament under head coach Butch Thompson.
- Auburn swept through the Raleigh Regional a season ago and outscored Northeastern, Army and N.C. State 40-12 en route to its first regional title since 1999.

THREE STRAIGHT 30-WIN SEASONS

- Auburn has won 30 or more games for the third straight season under head coach Butch Thompson. It marks the first time the program has turned in three straight 30-win seasons since 2003-05.
- The team's 113 combined win in the last three seasons are the most since also winning 113 games from 2001-03.

SCORCHING START

- Auburn started the season 20-2 and went on a 15-game winning streak from Feb. 24-Mar. 22, outscoring its opponents 105-43 during the stretch.
- The Tigers became the third team in program history to start a season 20-2 or better - joining the 1997 and 1999 teams - and the team's 15-game winning streak was tied for the third longest in program history.

- 17 games: 1997
- 16 games: 1976
- 15 games: 2019, 2018, 1967

FLARE FOR THE DRAMATIC

- Auburn has played in seven extra-inning games this season, totaling 83 innings of action (5-2).
- The seven extra-inning games are the most in a single season in program history, and the team's five extra-inning wins are the most since 2000 and tied for the most in a single season.
- Prior to this season, Auburn was 1-8 in extra-inning games under head coach Butch Thompson with the lone winning coming against Kentucky in the SEC Tournament last season.

LITTLE MAN, BIG SWING

- Ryan Bliss was named to the Freshman All-SEC Team Monday after leading Auburn with a .288 average and 24 runs scored in league play.
- Bliss capped off the regular season by hitting .417 in the final three SEC series.
- He hit a game-tying home run in the sixth inning and scored the game-winning run in the 11th inning of the regular season finale at LSU.

WILL THE THRILL

- Will Holland is hitting .360 (18-for-50) with 12 runs, three doubles, five home runs and 12 RBI in the last 13 games.
- Holland drove in the game-tying run with two outs in the ninth inning vs. North Alabama on May 14 and the game-winning run on a double in the 11th inning of the regular season finale at LSU on May 18.
- Seven of Holland's team-high nine home runs this season have come in the last 20 games.

SCHEFF IS COOKING

- Junior catcher Matt Scheffler hit a two-run home run with one out and two strikes in the top of the ninth inning to force extra innings in the regular season finale at LSU on May 18.
- The home run was Scheffler's second of the season and his first since Mar. 9.

CONOR IN THE CLUTCH

- Conor Davis has a pair of 10th-inning, walk-off singles this season with one coming vs. Ole Miss (Apr. 20) and the other vs. Georgia (May 11).
- The walk-offs were the second and third of Davis' career. He also hit a walk-off, three-run home run in the bottom of the ninth inning of a series-clinching win vs. South Carolina in 2017.
- Davis has five go-ahead hits this season. Along with the walk-off singles, he hit a grand slam to break a 4-4 tie at UAB, a RBI double to break a 3-3 tie vs. Arkansas and a two-RBI single to break a 1-1 tie at Jacksonville State.

RUN AT YOUR OWN RISK

- Judd Ward leads the SEC with seven outfield assists this season, which are more than or as many as nine SEC teams and are the most by an Auburn player since Josh Palacios also threw out seven runners in 2016.
- Ward also led the way at the plate in the SEC Tournament as he went 5-for-13 with a run, double, home run and four RBI in three games.

LATE-INNING LEAD

- Auburn's loss to LSU in the SEC Tournament marked the team's second when leading after eight innings this season.
- Auburn is 26-1 when leading after seven and 31-2 when leading after eight this season. The Tigers are 111-9 when ahead after seven and 130-8 when ahead after eight under Thompson.
- Conversely, Auburn's comeback win in the regular season finale at LSU was its first when trailing after eighth this year. The Tigers are 9-81 when trailing after seven and 3-86 when trailing after eight under Thompson.

CANADIAN CRUSHER

- With two more RBI, Edouard Julien would become the first player since Brian Fletcher in 2009-10 with 50+ RBI in back-to-back seasons.
- Julien broke Frank Thomas' freshman RBI record and led the SEC and all freshmen nationally with 69 RBI a season ago.
- He drove in 101 runs in his first 94 games at Auburn, becoming the fifth fastest Auburn player to reach 100 RBI:
 1. Tim Hudson - 78 games
 2. Gabe Gross - 86 games
 3. Frank Thomas - 89 games
 4. Todd Faulkner - 90 games
 5. Edouard Julien - 94 games

SEC ALL-TOURNAMENT TEAM

- Julien was named to the SEC All-Tournament team after going 3-for-10 with a run, double and three RBI in three games.
- The Quebec City native is the first Auburn player to be named to the SEC All-Tournament Team in back-to-back season since Mark Bellhorn in 1994-95.

JACK IS BACK

- Despite missing four weeks of the season with a shoulder injury, sophomore lefty Jack Owen leads the team with a 2.29 ERA and has posted a 4-2 record in seven starts and 11 appearances this season.
- The California native was named the SEC Pitcher of the Week after turning in a complete-game shutout vs. UTSA on Mar. 9, but went down with shoulder soreness following the opening weekend of SEC play.
- Owen didn't allow a run in 20.2 innings prior to his start vs. Tennessee and set the program record with 28.2 innings without allowing an earned run dating back to last season.

CONSECUTIVE SCORELESS INNINGS

Name	Dates	IP
1. Jack Owen	5/22-18-3/16/19	28.2 #
2. John Powell	5/19-6/4/94	27.1 #
3. Keegan Thompson	5/15/15-3/10/17	25.0 #
4. Keegan Thompson	2/17-3/10/17	23.2 ^
5. Tanner Burns	3/1-pres.	23.0
6. Bryan Woodall	2/9-23/07	21.2 # ^
Chris Morrison	3/18-4/2/95	21.2 #
Joe Beckwith	2/26-3/17/96	21.0 ^
9. Jack Owen	2/23-3/17/19	20.2
10. Michael Nix	3/23-4/15/03	20.1

includes unearned runs | ^ to begin a season

MIDSEASON FORM

- Tanner Burns was named to the Golden Spikes Award Midseason Watch List, marking the fourth straight season an Auburn player has earned the recognition - Anfernee Grier (2016), Keegan Thompson (2017), and Casey Mize (2017-18)
- He was also named to the Hall of Fame Foundation National Pitcher of the Year Award midseason watch list and a midseason All-American by D1 Baseball and Perfect Game.
- Burns has missed two of the last four weekends with shoulder soreness.

RECORD-SETTING PERFORMANCE

- Burns matched the program record with 15 strikeouts in a complete game shutout against Cincinnati on Mar. 1.
- The Decatur, Alabama, native joined a prestigious list of 15-strikeout performances that includes Casey Mize (2018), Chris Bootcheck (1999), Tim Hudson (1997), John Powell (1994) and Mark Chapman (1986).
- He was named the SEC Pitcher of the Week and National Pitcher of the Week by Collegiate Baseball, Perfect Game and the NCBWA.

BULL IN THE 'PEN

- Cody Greenhill leads the team and ranks sixth in the SEC with 10 saves, which are the most by an Auburn player since 2013.
- Six of Greenhill's 10 saves have come on the road or at a neutral site, including four in SEC road games, and he ranks second in the conference with seven saves in league games.

MR. RELIABLE

- Ryan Bliss is the only Auburn player to have played and started in all 58 games this season.
- Bliss would become the first Auburn freshman to play and start in every game of his freshman season since Damon Haecker in 2014.

CARPE DIEM

- Brody Moore made his first SEC start in the decisive game against Alabama on May 5 and went 3-for-5 with two runs and a RBI.
- He drove in the go-ahead run on a RBI single in the sixth inning to break a 3-3 tie in the game.
- Moore is the son of Brandon Moore, who was a All-SEC shortstop for the Tigers (1991-94) and helped lead Auburn to the College World Series in 1994.

PERSISTENCE PAYS OFF

- Devin Warner made his first career start at Jacksonville State on April 23 and went 3-for-4 with a run scored and three RBI.
- Warner also earned a start in the SEC Tournament against LSU and went 1-for-3.

FITTS RIGHT IN

- Richard Fitts pitched a season-high 6.1 innings and struck out a season-high eight batters in a win vs. North Alabama on May 14.
- The freshman righty backed up his performance by striking out five in 4.0 innings against Vanderbilt in the SEC Tournament.
- Fitts is 3-0 with a 3.03 ERA in 12 relief appearances this season.

SHUTTING 'EM OUT

- Auburn ranks fourth in the country with seven shutouts this season.
- The Tigers seven shutouts are two more than last season and are tied for the fifth most in a single-season in program history. The single-season record is nine in 1988.

15-INNING MARATHON

- Auburn's 15-inning contest vs. Arkansas is tied for the fourth longest game in program history.
- The game lasted 5:40, which is second in game duration behind the 15-inning Auburn vs. Alabama game in 2017 (6:36).
 1. 20 innings - at Florida (4/22/72)
 2. 17 innings - vs. Arkansas (5/19/94)
 3. 16 innings - at Troy (4/25/07)
 4. 15 innings - vs. Arkansas (4/5/19)
 - 15 innings - vs. Alabama (5/7/17)
 - 15 innings - at Mississippi State (3/22/87)

TAKING DOWN THE TIDE

- Auburn beat Alabama, 17-7, in the decisive series finale last Sunday, marking the team's second straight series win against the Crimson Tide. It's the first time Auburn has beat Alabama in back-to-back series since 2003-04.
- Auburn's 17-run outburst in the series finale was the third time the team has scored 17 or more runs against Alabama in the last seven games. Prior to the last seven games against the Crimson Tide, Auburn had not scored 17 runs in any of the previous 107 games in the series.
- The Tigers have outscored Alabama 72-25 in the last two series, and Auburn is hitting .374 in those six games.

OFFENSIVE EXPLOSION

- Auburn's 17 runs in the series finale against Alabama were the most in a game this season, and the team's 19 hits were its second most.
- The Tigers hit .368 and scored 28 runs on 39 hits in the three-game series, marking the highest totals in all three categories in a series this season.
- The team put an exclamation point on the weekend by scoring nine runs on eight hits in the eighth inning Sunday. Both totals were the most in an inning this season.

STRENGTH OF SCHEDULE

- Auburn enters the NCAA Tournament with the toughest strength of schedule in the country this season, according to Warren Nolan.
- Thirty-six of the team's 58 games this season have come against opponents in the top 50 of the RPI, which is tied for the second most games in the country.
- The Tigers have played five of the top seven teams in this week's USA TODAY Coaches Poll in a total of 14 games this season.
- The finale series of the regular season against LSU will mark the ninth ranked team Auburn has played this season, including its eighth series against a ranked opponent.
- Eight of the team's 10 conference series this season also come against NCAA Regional teams from a year ago, including four NCAA Super Regional teams and two teams that advanced to the College World Series in Arkansas and Mississippi State.

PACKED HOUSE

- Auburn sold a record number of season tickets in 2019 (2,163), which surpassed its previous record of 1,991 tickets sold a season ago.
- The Tigers welcomed 106,225 fans through the gates of Plainsman Park this season, which ranks 13th in the country and is the fourth highest single season total in program history.
- The team's average attendance of 3,320 is good for 16th in the nation and is the second highest average attendance in program history.

CORE POWER

- The Tigers returned 41 home runs between the core trio of Edouard Julien (17), Will Holland (12) and Steven Williams (12). The 41 home runs between the three players were the most among any returning trio in the SEC this season.
- Julien, Holland and Williams also drove in a combined 172 runs last season, totaling 16 more RBI than any other returning trio in the SEC entering this season.

SUPER SOPHOMORES

- Auburn had four Freshman All-America and SEC All-Freshman Team honorees a season ago in Tanner Burns, Cody Greenhill, Edouard Julien and Steven Williams.
- The four freshmen All-Americans were the most in program history and tied with Vanderbilt for the most in the country last year.

THE GABE GROSS EFFECT

- In its first season under hitting coach Gabe Gross in 2018, Auburn set a program record for hit-by-pitches (84) and ranked in the top 10 in program history in a number of additional offensive categories.
 - Home runs: 73; 5th
 - Walks: 309; 5th
 - RBI: 423; 8th
 - Runs: 467; 8th
 - Extra-base hits: 201; 10th
 - Total bases: 977; 10th

PRESEASON RECOGNITION

- Burns and Holland garnered a wealth of preseason recognition, including becoming the first Auburn duo to be named to the Golden Spikes Award preseason watch list in the same season.
- Burns: Preseason First Team All-SEC, Golden Spikes Award preseason watch list, Second Team Preseason All-American by D1 Baseball, Third Team Preseason All-American by Collegiate Baseball.
- Holland: Golden Spikes Award preseason watch list, Second Team Preseason All-American by Perfect Game, Third Team All-American by D1 Baseball and NCBWA.

BIG LEAGUE TIGERS

- In 2018, former Auburn pitcher Trey Wingenter became the 51st player in Auburn history to appear in the Major Leagues. He made his MLB debut for the San Diego Padres on Aug. 7, 2018.
- Wingenter was one of three former Tigers to open the 2019 season on a big league roster, joining Josh Donaldson (Braves) and Garrett Cooper (Marlins). Grant Dayton also appeared for the Braves this season but is currently with Gwinnett in Triple-A.

TIGERS IN THE DRAFT

- Auburn had seven players selected in the 2018 MLB Draft, including the program's first No. 1 overall draft pick in Casey Mize.
- The seven players drafted were the most in a season since 2010 (11) and tied for the second most in program history.
- The Tigers have had multiple players drafted every year since 2006 and at least one player selected for 44 straight years, which is tied for the longest streak in the SEC.

TAKE 'EM TO SCHOOL

- Auburn has 11 players on its team that chose to attend Auburn rather than sign a professional contract, including four freshmen from the 2018 draft in June.

Player	Year	Round	Team
Ryan Bliss	2018	30th	Boston
Tanner Burns	2017	37th	NY (AL)
Davis Daniel	2018	11th	Milwaukee
		2016	34th Chicago (NL)
Peyton Glavine	2017	37th	LA (AL)
Ryan Hoerter	2017	36th	Pittsburgh
Kason Howell	2018	20th	Boston
Edouard Julien	2017	37th	Philadelphia
Garrett Wade	2018	38th	Tampa Bay
Devin Warner	2018	30th	Arizona
Ryan Watson	2016	39th	LA (NL)
Steven Williams	2017	35th	NY (AL)

THE LAST TIME...

BATTING SUPERLATIVES

5 hits in a game Anfernee Grier at Kennesaw St. [5-for-6] (4/12/16)
 6 hits in a game Tyler Johnstone vs. Elon [6-for-7, 2B, 3B] (2/25/05)

Reached base 6 times Edouard Julien vs. Alabama A&M [3-3, 1 BB, 2 HBP] (4/3/18)

4 runs in a game
 5 runs in a game Ryan Bliss vs. #7 Georgia (G2 - 5/11/19)
 6 runs in a game Edouard Julien vs. Alabama A&M (4/3/18) never

10-game hitting streak
 15-game hitting streak Connor Davis, 10 games (4/19-5/7)
 20-game hitting streak Matt Scheffler, 10 games (4/18-5/7)
 25-game hitting streak Jonah Todd, 16 games, (4/8-5/7/17)
 30-game hitting streak A. Grier, 22 games, (5/31/15-3/22/16)
 Justin Fradejas, 27 games (3/23-5/7/10)
 Casey Dunn, 31 games (2/22 [G1]-4/15/97)

3 doubles in a game Jordan Ebert vs. Southern (2/26/16)
 4 doubles in a game Ken Dempsey vs. Georgia (1971)

2 triples in a game Jay Gonzalez vs. Alabama State (2/28/12)
 3 triples in a game never

2 home runs in one game
 3 home runs in one game Connor Davis vs. #17 Ole Miss (4/19/19)
 Tony Caldwell at Kentucky (4/9/11)

7 RBI in a game Steven Williams vs. Longwood (2/17/18)
 8 RBI in a game Justin Bryant at Georgia (3/19/10)
 9 RBI in a game Hunter Morris at Georgia (3/21/10)
 10 RBI in a game Bob Berry vs. Huntington (4/15/82)

Grand slam home run
 Inside-the-park home run Connor Davis at UAB (3/20/19)
 HR to begin game Edouard Julien vs. Georgia Southern (2/17/19)
 Two HR in one inning Will Holland at #5 Ole Miss (5/12/18)
 HR in consecutive at-bats Dan Glevenyak at Jacksonville State (8th) (5/7/13)
 HR in three consecutive at-bats Edouard Julien vs. Alabama A&M (2/20/19)
 HR in three consecutive games Edouard Julien vs. Alabama A&M at UCF (2/20-22/19)
 HR in three consecutive SEC games Steven Williams vs. at UCF vs. Cincinnati (2/24-3/1/19)
 HR in four consecutive games Brendan Venter (5/5-7/18)
 HR in four consecutive SEC games Trent Mummey (4/17-23/10)
 HR in five consecutive games Joseph Sanders (5/10-15/08)
 Walk-off HR Mike Bianucci (5/2-9/08)
 Pinch-hit HR Tim Lemons (4/6-10/85)
 Pinch-hit grand slam Connor Davis vs. #6 South Carolina (4/2/17)
 HR in first at-bat of season Edouard Julien vs. BYU (G1 - 3/3/18)
 HR in both games of DH Edouard Julien vs. BYU (G1 - 3/3/18)
 Dylan Ingram at #7 Mississippi St. (4/29/17)

Hit for the cycle Clete Thomas [3B, 1B, 1B, HR, 2B] vs. Arkansas (4/3/05)

Hit from both sides of plate Damon Haecker [5th inn.]
 in same inning vs. Jacksonville St. (3/15/17)
Two hits in same inning Will Holland [1B, HR] vs. Alabama (5/5/19)

Stole home Justin Hargett vs. Davidson (Gm 2) [4th] (G1 - 3/3/10)
Stole two bases in a game Ryan Bliss vs. Alabama (5/5/19)
 Stole three bases in a game Anfernee Grier vs. Southern (2/26/16)

Hit by a pitch 2 times in a game Will Holland at #4 Vanderbilt (2) (4/25/19)
 Hit by a pitch 3+ times in a game Dan Glevenyak at Alabama (4) (4/11/14)

Scored 20 or more runs 20 at Alabama (G2 - 4/21/18)
 Scored 25 or more runs 25 vs. Longwood (2/17/18)
 Scored 30 or more runs 32 vs. Troy (3/2/94)

Scored 5 runs in an Inning 5, vs. UTSA (1st) (3/9/19)
Scored 6 runs in an Inning 6, at Jacksonville State (7th) (4/23/19)
Scored 7 runs in an Inning 7, at #4 Mississippi State (4th) (3/24/19)
Scored 8 runs in an Inning 8, at UAB (5th) (3/19/19)
Scored 9 runs in an Inning 9, vs. Alabama (9th) (5/5/19)
 Scored 10+ runs in an Inning 11, at Alabama (8th) (G1 - 4/21/18)
 Recorded 10+ hits in an Inning 11, vs. Furman (5th) (2/12/00)
 Scored in every inning vs. Coppin State (3/18/14)

Recorded 15-19 hits 19, vs. Alabama (5/5/19)
Recorded 20 or more hits 21, at #4 Mississippi State (3/24/19)

Hit 3 or more home runs in an inning 3, vs. Northeastern (6th) (G1 - 3/10/18)
Hit 3 or more home runs in a game 3, vs. #17 Ole Miss (4/19/19)
 Hit 5 or more home runs in a game 6, vs. Northeastern (G1 - 3/10/18)
 Hit 7 or more home runs in a game 7, vs. Mississippi State (5/8/10)
Hit back-to-back home runs S. Williams & R. Woley at #4 Mississippi State (6th) (3/22/19)
 Hit back-to-back-to-back home runs B. Fletcher, H. Morris & K. Patterson vs. Mississippi State (5th) (5/8/10)

Had 5 doubles 5, vs. N.C. State (6/3/18)
 Had 6 doubles 6, vs. Georgia Tech (3/13/18)
 Had 7 doubles 7, vs. Alabama A&M (3/1/16)
 Had 8 doubles 8, vs. BYU (G1 - 3/3/18)
 Had 9+ doubles 10, vs. Tennessee (5/15/10)

Stole 5 bases in a game 5, vs. Bethune-Cookman (5/6/14)
Stole 6 bases in a game 6, vs. #21 Tennessee (3/17/19)
 Stole 7 bases in a game 7, vs. Presbyterian (5/8/12)
 Stole 8 bases in a game 8, vs. Alcorn State (2/22/12)

Walked 10+ times 11, vs. #9 Arkansas (G2 - 4/5/19)
 Did not strike out in a game vs. Belmont (3/11/12)

PITCHING SUPERLATIVES

INDIVIDUAL
 Nine-inning no-hitter Casey Mize vs. Northeastern (3/9/18)
 Nine-inning no-hitter (combined) Mike Mueller [2.0], Lee Carter [1.0],
 Brandon Channell [1.0], Reid Price [1.0], Andrew Skinner [1.0], Arnold
 Hughey [1.0], Ken Clayton [1.0], Cory Duettt [0.2], Sean Jones [0.1]
 vs. UAB (3/19/02)

Seven-inning no-hitter Jason Johnson vs. LaGrange College (4/30/91)

Nine-inning perfect game Eric Brandon vs. Murray State (3/2/02)
 Seven-inning perfect game Jason Johnson vs. LaGrange College (4/30/91)

Nine-inning one-hitter (individual) Keegan Thompson vs. Presbyterian (3/1/14)
 Nine-inning one-hitter (combined) Justin Camp [6.2], Terrance Dedrick [1.1],
 Jay Wade [0.2], Rocky McCord [0.1], at Kennesaw St. (3/11/14)
 Five-inning one-hitter Kevin Davis [3.2], Jacob Milliman [1.1], vs. Radford
 (2/22/15)

Nine-inning two-hitter Tanner Burns [9.0] vs. Cincinnati (3/1/19)

Complete game Jack Owen vs. UTSA (3/9/19)
Complete game shutout Jack Owen vs. UTSA (3/9/19)
 Consecutive complete games K. Thompson vs. Arkansas & LSU (4/4 & 4/11/15)

Struck out 10 batters 10 by Tanner Burns vs. UTSA (3/8/19)
 Struck out 11 batters 11 by Casey Mize vs. Army (6/2/18)
 Struck out 12 batters 12 by Casey Mize at Kentucky (3/23/18)
 Struck out 13 batters 13 by Casey Mize vs. Texas A&M (3/16/18)
Struck out 15 batters 15 by Tanner Burns vs. Cincinnati (3/1/19)

TEAM
Struck out 15+ batters Garrett Wade [8], Kyle Gray [2],
 Elliott Anderson [6] at South Alabama (3/12/19)
Struck out 20+ batters Brooks Fuller [4], Ryan Watson [4], Elliott Anderson [3],
 Cody Greenhill [4], Carson Skipper [3], Garrett Wade [2] vs. #9 Arkansas (4/5/19)
 Struck out 15 batters consecutive games vs. Ga State, at Missouri (4/5-7/16)
Shut out an opponent 7-0 at #12 Texas A&M (4/13/19)
Consecutive shutouts 6-0 vs. UTSA / 5-0 vs. UTSA (3/8-9/19)
Three straight shutouts 2-0 vs. UT Martin / 6-0 vs. UTSA (3/6-9/19)
Shut out an SEC opponent 7-0 at #12 Texas A&M (4/13/19)
Shut out an SEC opponent on the road 7-0 at #12 Texas A&M (4/13/19)
 Consecutive SEC shutouts 5-0 and 4-0 at Miss. State (3/27-28/15)
 Consecutive SEC shutouts on the road 5-0 and 4-0 at Miss. State (3/27-28/15)
Was shut out 4-0 at #12 Texas A&M (4/12/19)
 Was held to one hit vs. #24 Missouri (4/1/18)
 Was no hit vs. #13 Arkansas (5/25/17)

FIELDING SUPERLATIVES
2 errors in a game Matt Scheffler at #4 Vanderbilt (4/25/19)
 3 errors in a game Luke Jarvis vs. Presbyterian (3/11/17)
 4 errors in a game Brett Burnham at Alabama (4/5/00)

3 double plays turned in a game vs. Alabama (5/3/19)
 4 double plays turned in a game vs. Georgia Tech (4/4/17)
 5 double plays turned in a game never

Triple play (Auburn) vs. Memphis (5/22/78)
 Triple play (Opponent) at Florida [4th] (3/15/08)

Threw a runner out at HP to end game Will Holland vs. Presbyterian (3/12/17)

MISC. SUPERLATIVES
Won 10 or more consecutive games 15 (2/24-3/22)
Won 15 or more consecutive games 15 (2/24-3/22)
Won 8 or more consecutive SEC games 9 (4/1-21/95)
Lost 5 or more consecutive games 7 (5/6-5/13/17)

Home winning streak 21 (1964-66)
 Road winning streak 14 (1967/1995)
 Season-opening winning streak 17 (2/7-3/5/97)

Extra-innings victory 5-4, 11 innings at #20 LSU (5/18/19)
Extra-innings loss 6-9, 15 innings vs. #9 Arkansas (G2 - 4/5/19)

Swept a 3-game series vs. #21 Tennessee (3/15-17/19)
 Swept a road series at Alabama (4/20-21/18)
 Swept a road SEC series at Alabama (4/20-21/18)
Swept a SEC series vs. #21 Tennessee (3/15-17/19)
 Swept a 4-game series Maine (2/15-17/13)
Swept a doubleheader vs. UTSA (3/9/19)

Allowed 3 runs or fewer in a series 3 vs. UTSA (3/8-9/19)
 Allowed 3 runs or fewer in a SEC series 3 vs. Miss. State (3/27-29/15)
Allowed 4 runs or fewer in a series 3 vs. UTSA (3/8-9/19)
 Allowed 4 runs or fewer in a SEC series 4 vs. Georgia (4/23-25/15)
 Allowed 3 runs or fewer in a road series 3 vs. Miss. State (3/27-29/15)
 Allowed 3 runs or fewer in a SEC road series 3 vs. Miss. State (3/27-29/15)

Overcome a deficit of 7+ runs 7 runs, [7-0, 12-8] vs. Florida A&M (2/22/17)

Won a 1-0 game vs. Mercer (5/30/15) [NCAA Regional]
 Lost a 1-0 game vs. Ohio State (2/15/14)

Walk-off win vs. North Alabama (11 inn.) (5/14/19)
Walk-off loss vs. #17 LSU (9 inn.) (5/23/19)

HITTER PROFILES

9 • RYAN BLISS IF

- 5-9 • 165 • FR • LaGrange, Ga. • Troup County
- Named to the SEC All-Freshman Team after leading the team with a .288 average in conference play
 - Hit a game-tying HR in the sixth and scored the game-winning run in the 11th in the series finale at LSU (5/18)
 - Leads the team with a .297 average since the start of April

CAREER STATISTICS

YEAR	AVG	GP-GS	AB	R	H	2B	3B	HR	RBI	SB-A
2019	.268	58-58	213	41	57	10	1	2	32	10-12

SEASON HIGHS
At Bats: 5, nine times
Runs: 4, vs. Georgia (5/11)
Hits: 3, three times
Doubles: 1, 10 times
HR: 1, two times
RBI: 4, vs. Alabama (5/5)

24 • CONOR DAVIS DH

- 6-3 • 227 • JR • Roswell, Ga. • Blessed Trinity
- Has a pair of 10th-inning, walk-off singles this season - vs. Ole Miss (4/20) and vs. Georgia (5/11)
 - Leads the team with a .300 average in the last 20 games and has seven multi-hit efforts during the span

CAREER STATISTICS

YEAR	AVG	GP-GS	AB	R	H	2B	3B	HR	RBI	SB-A
2017	.282	52-38	163	22	46	11	0	1	29	1-4
2018	.268	53-47	164	26	44	9	0	2	34	3-6
2019	.290	55-54	217	30	63	10	1	6	32	2-2
TOTAL	.281	160-139	544	78	153	30	1	9	95	6-12

CAREER HIGHS
At Bats: 8, vs. Alabama (5/7/17)
Runs: 3, vs. Longwood (2/17/18)
Hits: 3, eight times
Doubles: 2, at Texas A&M (4/9/17)
HR: 2, vs. Ole Miss (4/19/19)
RBI: 5, vs. Vanderbilt (5/6/18)

SEASON HIGHS
At Bats: 5, 11 times
Runs: 2, six times
Hits: 3, four times
Doubles: 1, 10 times
HR: 2, vs. Ole Miss (4/19)
RBI: 4, two times

17 • WILL HOLLAND IF

- 5-11 • 185 • JR • Lawrenceville, Ga. • Collins Hill
- Drove in the game-winning run on a double in the 11th inning of the series finale at LSU (5/18)
 - Seven of his home runs and 14 of his RBI have come in the last 20 games

CAREER STATISTICS

YEAR	AVG	GP-GS	AB	R	H	2B	3B	HR	RBI	SB-A
2017	.209	45-41	134	23	28	7	1	3	18	4-4
2018	.313	66-65	249	61	78	18	0	12	52	9-11
2019	.240	56-56	204	41	49	9	0	9	28	14-17
TOTAL	.264	167-162	587	125	155	34	1	24	98	27-32

CAREER HIGHS
At Bats: 6, three times
Runs: 4, at Alabama (4/21 - G2)
Hits: 4, two times
Doubles: 2, two times
HR: 2, two times
RBI: 4, two times

SEASON HIGHS
At Bats: 6, vs. UT Martin (3/5)
Runs: 3, two times
Hits: 4, vs. UT Martin (3/5)
Doubles: 1, nine times
HR: 1, nine times
RBI: 3, vs. Alabama (5/5)

16 • KASON HOWELL OF

- 6-0 • 185 • FR • Argyle, Texas • Liberty Christian
- Returned to the lineup at LSU after leaving the middle game and missing the series finale vs. Georgia

CAREER STATISTICS

YEAR	AVG	GP-GS	AB	R	H	2B	3B	HR	RBI	SB-A
2019	.256	55-55	195	25	50	8	0	0	26	13-15

SEASON HIGHS
At Bats: 6, at Mississippi State (3/24)
Runs: 3, vs. Alabama A&M (2/19)
Hits: 3, two times
Doubles: 1, eight times
RBI: 3, vs. UTSA (3/9)

10 • EDOUARD JULIEN IF

- 6-2 • 195 • SO • Quebec City, Quebec • Cardinal-Roy
- Was named to the SEC All-Tournament Team after going 3-for-10 with a run, double and three RBI
 - Is the first Auburn player with 40+ RBI in back-to-back seasons since 2010-11 and would become the first player with 50+ RBI in back-to-back years since 2009-10

CAREER STATISTICS

YEAR	AVG	GP-GS	AB	R	H	2B	3B	HR	RBI	SB-A
2018	.275	62-59	207	47	57	7	0	17	69	7-10
2019	.236	57-57	208	42	49	14	1	8	48	3-5
TOTAL	.255	119-116	415	89	106	21	1	25	117	10-15

CAREER HIGHS
At Bats: 7, vs. Arkansas (4/5/19)
Runs: 5, vs. Alabama A&M (4/3/18)
Hits: 3, five times
Doubles: 2, Alabama A&M (4/3/18)
HR: 2, vs. Alabama A&M (2/20/19)
RBI: 4, seven times

SEASON HIGHS
At Bats: 7, vs. Arkansas (4/5)
Runs: 3, two times
Hits: 3, two times
Doubles: 1, 14 times
HR: 2, vs. Alabama A&M (2/20)
RBI: 4, vs. Ole Miss (4/18)

2 • EVERETT LAU IF/OF

- 5-10 • 185 • JR • Oahu, Hawaii • College of San Mateo
- Delivered the pinch-hit, walk-off single in the 11th inning vs. North Alabama (5/14)
 - Two-time Golden Gate League First Team All-Conference

CAREER STATISTICS

YEAR	AVG	GP-GS	AB	R	H	2B	3B	HR	RBI	SB-A
2017*	.381	33-42	126	38	48	9	4	0	32	--
2018*	.381	45-45	181	48	69	17	2	4	45	--
2019	.250	19-8	40	7	10	2	0	1	8	1-1

SEASON HIGHS
At Bats: 6, vs. UT Martin (3/5)
Runs: 2, two times
Hits: 3, vs. UT Martin (3/5)
Doubles: 1, two times
HR: 1, vs. UT Martin (3/5)
RBI: 5, vs. UT Martin (3/5)
***JUCO**

19 • BRODY MOORE IF

- 6-0 • 185 • FR • Oneonta, Ala. • Oneonta
- Went 3-for-5 with two runs and one RBI in his first SEC start in the series finale vs. Alabama (5/5)
 - Is the son of former Auburn All-SEC shortstop Brandon Moore (1991-94)

CAREER STATISTICS

YEAR	AVG	GP-GS	AB	R	H	2B	3B	HR	RBI	SB-A
2019	.333	13-4	27	6	9	1	1	0	4	0-1

SEASON HIGHS
At Bats: 5, vs. Alabama (5/5)
Runs: 2, two times
Hits: 3, vs. Alabama (5/5)
Doubles: 1, at Jacksonville State (4/23)
RBI: 1, four times

6 • MATT SCHEFFLER C

- 6-2 • 190 • JR • Kirkland, Wash. • Pierce
- Hit the game-tying, two-run HR in the top of the ninth inning in the series finale at LSU (5/18)
 - Recorded a hit in a team-high 14 straight SEC games and reached base in 19 straight conference contests entering the series vs. Georgia
 - 2018 Tacoma Athletic Commission Player of the Year

CAREER STATISTICS

YEAR	AVG	GP-GS	AB	R	H	2B	3B	HR	RBI	SB-A
2017*	.349	36-36	126	26	44	5	1	2	19	--
2018*	.369	42-42	160	51	59	12	2	1	22	--
2019	.274	53-51	186	30	51	11	0	2	25	5-6

SEASON HIGHS
At Bats: 6, at Mississippi State (3/24)
Runs: 2, four times
Hits: 3, at UCF (2/24)
Doubles: 1, 11 times
HR: 1, two times
RBI: 3, vs. Georgia (5/11)
***JUCO**

1 • JUDD WARD OF

- 6-1 • 195 • SO • Russellville, Ala. • Russellville
- Went 5-for-13 with a run, double, home run and four RBI in the SEC Tournament
 - Leads the team in on-base percentage and ranks second in average - both overall and in SEC play
 - Has a league-high seven outfield assists this season

CAREER STATISTICS

YEAR	AVG	GP-GS	AB	R	H	2B	3B	HR	RBI	SB-A
2018	.250	37-21	84	9	21	2	1	0	8	0-2
2019	.281	58-57	221	37	62	11	2	4	30	5-7
TOTAL	.272	95-78	305	46	83	13	3	4	38	5-9

CAREER HIGHS
At Bats: 7, vs. Arkansas (4/5/19)
Runs: 3, at Jacksonville State (4/23/19)
Hits: 3, five times
Doubles: 2, at Vanderbilt (4/25/19)
HR: 1, four times
RBI: 4, at Mississippi State (3/24/19)

SEASON HIGHS
At Bats: 7, vs. Arkansas (4/5)
Runs: 3, at JSU (4/23)
Hits: 3, five times
Doubles: 2, at VU (4/25)
HR: 1, four times
RBI: 4, at MSU (3/24)

3 • DEVIN WARNER OF

- 6-3 • 205 • FR • Cartersville, Ga. • Cartersville
- Drew a start in the final game in Hoover and went 1-for-3
 - Made his first career start at JSU (4/23) and went 3-for-4 with a run and three RBI

CAREER STATISTICS

YEAR	AVG	GP-GS	AB	R	H	2B	3B	HR	RBI	SB-A
2019	.267	10-2	15	1	4	0	0	0	3	0-0

SEASON HIGHS
At Bats: 4, at Jacksonville State (4/23)
Runs: 1, at Jacksonville State (4/23)
Hits: 3, at Jacksonville State (4/23)
RBI: 3, at Jacksonville State (4/23)

41 • STEVEN WILLIAMS OF

- 6-3 • 216 • SO • Albany, Ga. • Deerfield-Windsor
- Has played in 122 of the 124 games and earned 121 starts during the past two seasons

CAREER STATISTICS

YEAR	AVG	GP-GS	AB	R	H	2B	3B	HR	RBI	SB-A
2018	.291	65-65	244	54	71	10	1	12	51	1-1
2019	.227	57-56	203	33	46	6	2	6	23	3-3
TOTAL	.262	122-121	447	87	117	16	3	18	74	4-4

CAREER HIGHS
At Bats: 6, two times
Runs: 4, two times
Hits: 4, three times
Doubles: 2, vs. BYU (G1 - 3/3/18)
HR: 1, 18 times
RBI: 7, vs. Longwood (2/17/18)

SEASON HIGHS
At Bats: 6, vs. Arkansas (4/5)
Runs: 3, vs. Cincinnati (3/2)
Hits: 3, two times
Doubles: 1, six times
HR: 1, six times
RBI: 3, three times

4 • RANKIN WOLEY IF

- 6-0 • 210 • JR • Atlanta, Ga. • Chattahoochee Valley
- Went 2-for-5 with a run in the series finale at LSU (5/18)
 - Ranks fourth on the team with 16 multi-hit games and tied for second with 10 multi-RBI efforts
 - Named a 2018 NJCAA First Team All-American and the Alabama Community College Conference Player of the Year

CAREER STATISTICS

YEAR	AVG	GP-GS	AB	R	H	2B	3B	HR	RBI	SB-A
2017^	.267	26-8	45	8	12	4	1	0	5	0-0
2018*	.460	60-60	202	58	93	27	1	11	93	1-1
2019	.271	56-56	221	29	60	15	1	3	36	2-2

CAREER HIGHS
At Bats: 7, vs. Arkansas (4/5/19)
Runs: 3, vs. Gulf Coast State (3/2/18)*
Hits: 4, two times*
Doubles: 3, vs. Faulkner (2/17/18)*
HR: 2, vs. Miami Dade (2/10/18)*
RBI: 5, at Wallace-Selma (4/21/18)
^at LSU
***JUCO**

SEASON HIGHS
At Bats: 7, vs. Arkansas (4/5)
Runs: 2, six times
Hits: 3, two times
Doubles: 2, two times
HR: 1, three times
RBI: 3, three times

PITCHER PROFILES

14 • ELLIOTT ANDERSON LHP

6-3 • 212 • JR • Cartersville, Ga. • Cartersville

- Started back-to-back games at LSU (5/16) and in the SEC Tournament vs. Tennessee (5/21)
- Leads the team with 25 appearances, including 22 in relief

CAREER STATISTICS

YEAR	ERA	W-L	G/S	IP	H	R	ER	BB	K	BAA
2017	6.39	1-0	14/0	12.2	20	9	9	8	9	.370
2018	3.64	5-0	24/0	29.2	25	18	12	15	32	.229
2019	4.15	5-2	25/3	56.1	58	32	26	25	59	.262
TOTAL	4.29	11-2	63/3	98.2	103	59	47	48	100	.268

CAREER HIGHS

Innings: 4.2, at Texas A&M (4/14/19)
 Hits: 8, at LSU (5/16/19)
 Runs: 5, three times
 Earned Runs: 4, four times
 Strikeouts: 7, two times
 Walks: 4, vs. Tennessee (5/21/19)
 Pitches: 78, vs. Tennessee (5/21/19)

SEASON HIGHS

Innings: 4.2, at TAMU (4/14)
 Hits: 8, at LSU (5/16)
 Runs: 5, three times
 Earned Runs: 4, three times
 Strikeouts: 7, vs. GS (2/15)
 Walks: 4, vs. UT (5/21)
 Pitches: 78, vs. UT (5/21)

32 • TANNER BURNS RHP

6-0 • 205 • SO • Decatur, Ala. • Decatur

- Has turned in a team and career high in strikeouts
- Missed two of his last four starts with shoulder soreness
- Named to the Golden Spikes Award Midseason Watch List and a Midseason All-American by D1 Baseball and PG

CAREER STATISTICS

YEAR	ERA	W-L	G/S	IP	H	R	ER	BB	K	BAA
2018	3.01	7-4	17/17	86.2	73	41	29	37	77	.225
2019	2.80	4-3	13/13	74.0	57	27	23	20	95	.210
TOTAL	2.91	11-7	30/30	160.2	130	68	52	57	172	.218

CAREER HIGHS

Innings: 9.0, vs. Cincinnati (3/1/19)
 Hits: 7, three times
 Runs: 5, two times
 Earned Runs: 4, two times
 Strikeouts: 15, vs. Cincinnati (3/1/19)
 Walks: 4, three times
 Pitches: 115, at South Carolina (3/29/19)

SEASON HIGHS

Innings: 9.0, vs. UC (3/1)
 Hits: 7, two times
 Runs: 5, two times
 Earned Runs: 4, at MSU (3/22)
 Strikeouts: 15, vs. UC (3/1)
 Walks: 4, at VU (4/25)
 Pitches: 115, at SC (3/29)

43 • RICHARD FITTS RHP

6-23 • 185 • FR • Helena, Ala. • Helena

- Tossed 4.0 innings and struck out five vs. Vandy (5/22)
- Pitched a season-high 6.1 innings and struck out a season-high eight batters in relief vs. UNA (5/14)
- Is 3-0 with a 3.03 ERA in 12 relief appearances

CAREER STATISTICS

YEAR	ERA	W-L	G/S	IP	H	R	ER	BB	K	BAA
2019	5.67	3-3	17/5	46.0	62	29	29	13	37	.325

SEASON HIGHS

Innings: 6.1, vs. North Alabama (5/14)
 Hits: 7, two times
 Runs: 5, vs. Arkansas (4/6)
 Earned Runs: 5, vs. Arkansas (4/6)
 Strikeouts: 8, vs. North Alabama (5/14)
 Walks: 3, vs. Arkansas (4/6)
 Pitches: 82, vs. North Alabama (5/14)

18 • BROOKS FULLER LHP

6-12 • 215 • FR • Auburn, Ala. • Auburn

- Made six SEC starts and ranked second on the team with a 3.82 ERA in league play
- Recorded the final out in the series finale at LSU (5/18)
- Named the 2018 ASWA Pitcher and Player of the Year

CAREER STATISTICS

YEAR	ERA	W-L	G/S	IP	H	R	ER	BB	K	BAA
2019	4.50	2-2	20/8	44.0	39	30	22	35	36	.239

SEASON HIGHS

Innings: 6.0, at Texas A&M (4/13)
 Hits: 5, vs. Ole Miss (4/20)
 Runs: 4, two times
 Earned Runs: 4, vs. North Alabama (5/14)
 Strikeouts: 6, vs. Ole Miss (4/20)
 Walks: 4, two times
 Pitches: 93, at Texas A&M (4/13)

23 • PEYTON GLAVINE LHP

5-11 • 176 • SO • Alpharetta, Ga. • Blessed Trinity

- Didn't allowed a run and struck out seven batters in his first five appearances and 4.0 IP this season

CAREER STATISTICS

YEAR	ERA	W-L	G/S	IP	H	R	ER	BB	K	BAA
2018	27.00	0-0	5/0	3.0	10	9	9	2	5	.526
2019	5.62	1-0	9/0	8.0	10	5	5	8	12	.294
TOTAL	11.45	1-0	14/0	11.0	20	14	14	10	17	.377

CAREER HIGHS

Innings: 1.2, two times
 Hits: 5, vs. Northeastern (3/10/18)
 Runs: 6, vs. Northeastern (3/10/18)
 Earned Runs: 6, vs. Northeastern (3/10/18)
 Strikeouts: 3, vs. Longwood (2/17/18)
 Walks: 2, two times
 Pitches: 35, vs. AAMU (2/20/19)

SEASON HIGHS

Innings: 1.2, two times
 Hits: 3, two times
 Runs: 1, two times
 Earned Runs: 1, two times
 Strikeouts: 2, five times
 Walks: 2, two times
 Pitches: 35, vs. AAMU (2/20)

36 • KYLE GRAY LHP

5-10 • 205 • R-JR • Austin, Texas • Blinn

- Earned the start in the SEC Tournament vs. Vandy (5/22) and has turned in a 1.08 ERA in his last four appearances and 8.1 innings pitched
- Earned the win after throwing 2.2 IP and matching a season high with three strikeouts vs. UNA (5/14)

CAREER STATISTICS

YEAR	ERA	W-L	G/S	IP	H	R	ER	BB	K	BAA
2017*	7.85	0-0	11/--	18.1	27	16	16	9	25	--
2018*	2.73	7-1	12/--	66.0	56	25	20	19	91	--
2019	4.98	2-4	15/3	21.2	21	14	12	16	17	.250

CAREER HIGHS

Innings: 7.0, four times*
 Hits: 9, at Alvin (4/20/18)*
 Runs: 6, two times*
 Earned Runs: 6, two times*
 Strikeouts: 12, vs. Laredo (3/24/18)*
 Walks: 4, vs. Temple (2/16/18)*
 Pitches: --
 *JUCO

SEASON HIGHS

Innings: 3.0, vs. GS (2/17)
 Hits: 3, two times
 Runs: 4, at UCF (2/23)
 Earned Runs: 4, at UCF (2/23)
 Strikeouts: 3, two times
 Walks: 3, vs. Arkansas (4/6)
 Pitches: 69, vs. GS (2/17)

20 • CODY GREENHILL RHP

6-4 • 216 • SO • Russellville, Ala. • Russellville

- Ranked second in the league with seven SEC saves
- Six of his 10 saves have come on the road or at a neutral site, including four on the road in SEC play
- Named to the NCBWA Stopper of the Year watch list

CAREER STATISTICS

YEAR	ERA	W-L	G/S	IP	H	R	ER	BB	K	BAA
2018	2.30	6-3	21/0	58.2	53	17	15	19	55	.242
2019	3.24	2-3	24/0	50.0	45	23	18	13	38	.239
TOTAL	2.73	8-6	45/0	108.2	98	40	33	32	93	.241

CAREER HIGHS

Innings: 5.1, at LSU (5/18/19)
 Hits: 7, at Mississippi State (3/24/19)
 Runs: 5, at Mississippi State (3/24/19)
 Earned Runs: 5, at Mississippi State (3/24/19)
 Strikeouts: 5, three times
 Walks: 3, two times
 Pitches: 90, at LSU (5/18/19)

SEASON HIGHS

Innings: 5.1 at LSU (5/18)
 Hits: 7, at MSU (3/24)
 Runs: 5, at MSU (3/24)
 Earned Runs: 5, at MSU (3/24)
 Strikeouts: 5, vs. Georgia (5/11)
 Walks: 3, at LSU (5/18)
 Pitches: 90, at LSU (5/18)

8 • BAILEY HORN LHP

6-2 • 212 • R-SO • West, Texas • McLennan

- Earned the win after throwing a season-high 4.0 innings and striking out six in the SEC Tournament opener vs. Tennessee (5/21)
- Allowed just one walk and a solo HR in the outing
- Rated a top-75 junior college prospect by Perfect Game

CAREER STATISTICS

YEAR	ERA	W-L	G/S	IP	H	R	ER	BB	K	BAA
2017*	3.86	7-0	15/--	77.0	68	44	33	34	77	--
2019	7.56	3-0	15/2	25.0	26	22	21	10	21	.260

CAREER HIGHS

Innings: 7.1, vs. Grayson (3/8/17)*
 Hits: 7, two times*
 Runs: 6, vs. San Jac-North (5/30/17)*
 Earned Runs: 6, vs. San Jac (5/30/17)*
 Strikeouts: 8, at North Central Texas (4/19/17)*
 Walks: 4, three times*
 Pitches: --
 *JUCO

SEASON HIGHS

Innings: 4.0, vs. UT (5/21)
 Hits: 5, at UCF (2/24)
 Runs: 4, two times
 Earned Runs: 4, at UCF (2/24)
 Strikeouts: 6, vs. UT (5/21)
 Walks: 2, at MSU (3/24)
 Pitches: 56, vs. UT (5/21)

33 • WILL MORRISON RHP

6-2 • 180 • FR • Cullman, Ala. • Cullman

- Posted a 2.08 ERA in his last 11 appearances
- Turned in a 2.45 ERA in 10 SEC appearances
- Named the 2018 6A Pitcher of the Year by AL.com and a two-time first team high school All-American

CAREER STATISTICS

YEAR	ERA	W-L	G/S	IP	H	R	ER	BB	K	BAA
2019	4.56	0-0	24/0	25.2	24	13	13	11	15	.264

SEASON HIGHS

Innings: 3.0, two times
 Hits: 4, vs. Arkansas (4/6)
 Runs: 3, at GT (4/16)
 Earned Runs: 3, at GT (4/16)
 Strikeouts: 5, vs. AAMU (2/19)
 Walks: 2, vs. UAB (5/7)
 Pitches: 50, vs. Arkansas (4/6)

44 • JACK OWEN LHP

6-2 • 174 • SO • Aliso Viejo, Calif. • JSerra Catholic

- Has pitched 7.0+ innings in three of his seven starts
- Was 3-0 with a 0.31 ERA in his first five appearances and three starts before missing four weekends (shoulder)
- Didn't allow an earned run in a record 28.2 IP dating back to last season before giving up a solo HR vs. UT (3/16)

CAREER STATISTICS

YEAR	ERA	W-L	G/S	IP	H	R	ER	BB	K	BAA
2018	5.97	2-2	14/7	34.2	43	24	23	16	35	.312
2019	2.29	4-2	11/7	55.0	44	15	14	9	51	.220
TOTAL	3.71	6-4	25/14	89.2	87	39	37	25	86	.257

CAREER HIGHS

Innings: 9.0, vs. UTSA (3/9/19)
 Hits: 9, at Georgia Tech (3/20/18)
 Runs: 6, two times
 Earned Runs: 6, two times
 Strikeouts: 10, vs. Cincinnati (3/2/19)
 Walks: 2, five times
 Pitches: 102, vs. LSU (5/23/19)

SEASON HIGHS

Innings: 9.0, vs. UTSA (3/9)
 Hits: 8, at LSU (5/17)
 Runs: 6, vs. Georgia (5/11)
 Earned Runs: 6, vs. Georgia (5/11)
 Strikeouts: 10, vs. UC (3/2)
 Walks: 2, two times
 Pitches: 102, vs. LSU (5/23)

31 • BLAKE SCHILLECI LHP

5-10 • 198 • SR • Birmingham, Ala. • Wallace-Hanceville

- Matched a career high with 3.2 scoreless IP and struck out three batters at Vandy (4/26)

CAREER STATISTICS

YEAR	ERA	W-L	G/S	IP	H	R	ER	BB	K	BAA
2018	9.53	0-0	6/0	5.2	8	6	6	3	3	.333
2019	7.41	0-2	12/0	17.0	23	14	14	7	15	.329
TOTAL	7.94	0-2	18/0	22.2	31	20	20	10	18	.330

CAREER HIGHS

Innings: 3.2, two times
 Hits: 4, at Vanderbilt (4/26)
 Runs: 4, vs. Georgia Tech (4/2/19)
 Earned Runs: 4, vs. Georgia Tech (4/2/19)
 Strikeouts: 4, vs. Georgia Tech (4/2/19)
 Walks: 3, vs. Georgia Tech (4/2/19)
 Pitches: 64, vs. Georgia Tech (4/2/19)

SEASON HIGHS

Innings: 3.2, two times
 Hits: 4, at VU (4/26)
 Runs: 4, vs. GT (4/2)
 Earned Runs: 4, vs. GT (4/2)
 Strikeouts: 4, vs. GT (4/2)
 Walks: 3, vs. GT (4/2)
 Pitches: 64, vs. GT (4/2)

29 • CARSON SKIPPER LHP

6-3 • 195 • FR • Trussville, Ala. • Hewitt-Trussville

- Three-time ASWA 7A First Team All-State honoree
- 2018 AL.com All-Birmingham Player of the Year

CAREER STATISTICS

YEAR	ERA	W-L	G/S	IP	H	R	ER	BB	K	BAA
2019	7.46	3-3	17/8	35.0	45	33	29	23	38	.306

SEASON HIGHS

Innings: 4.2, vs. UTSA (3/9)
 Hits: 5, four times
 Runs: 5, two times
 Earned Runs: 5, vs. Arkansas (4/5)
 Strikeouts: 8, vs. AAMU (2/19)
 Walks: 4, at GT (4/16)
 Pitches: 78, vs. Arkansas (4/5)

40 • GARRETT WADE LHP

6-2 • 205 • FR • Hartselle, Ala. • Hartselle

- Has turned in a 2.89 ERA in eight relief appearances, including a 1.69 ERA in his last five relief appearances
- Named a 2017 Under Armour All-American and the 2018 Alabama Gatorade Player of the Year

CAREER STATISTICS

YEAR	ERA	W-L	G/S	IP	H	R	ER	BB	K	BAA
2019	4.86	3-0	15/7	33.1	33	23	18	27	41	.260

SEASON HIGHS

Innings: 5.0, two times
Hits: 6, vs. JSU (4/9)
Runs: 5, vs. JSU (4/9)
Earned Runs: 5, vs. JSU (4/9)
Strikeouts: 8, two times
Walks: 5, vs. UA (3/26)
Pitches: 91, at USA (3/12)

37 • RYAN WATSON RHP

6-5 • 215 • JR • Auburn, Ala. • Auburn

- Pitched 1.1 scoreless innings and earned the win in the series finale at LSU (5/18)
- Has struck out a career-best 32 batters this season
- Didn't allow a run in a career-best 6.1 innings (3/30-4/9)

CAREER STATISTICS

YEAR	ERA	W-L	G/S	IP	H	R	ER	BB	K	BAA
2017	5.17	1-1	22/2	31.1	39	21	18	11	22	.298
2018	4.76	0-0	7/2	11.1	13	6	6	5	9	.310
2019	5.35	1-1	21/1	33.2	38	22	20	16	32	.295
TOTAL	5.19	2-2	50/5	76.1	90	49	44	32	63	.298

CAREER HIGHS

Innings: 3.1, four times
Hits: 5, two times
Runs: 5, at Mississippi State (3/23/19)
Earned Runs: 5, at Mississippi State (3/23/19)
Strikeouts: 5, at Jacksonville State (4/23/19)
Walks: 3, two times
Pitches: 60, vs. Memphis (3/14/18)

SEASON HIGHS

Innings: 3.1, two times
Hits: 4, three times
Runs: 5, at MSU (3/23)
Earned Runs: 5, at MSU (3/23)
Strikeouts: 5, at JSU (4/23)
Walks: 3, at GT (4/16)
Pitches: 54, at JSU (4/23)

BIG INNINGS

Innings with four or more runs

AUBURN - 21

Date	Opponent	Inn.	Batters	R	H	E	Score
2/15	Georgia Southern	1	10	5	4	1	5-1
2/16	Georgia Southern	3	8	4	4	1	4-0
2/19	Alabama A&M	3	9	4	2	2	5-1
2/24	at UCF	4	7	4	4	0	9-6
3/2	Cincinnati (G2)	1	8	4	2	1	4-2
3/5	UT Martin	3	9	4	6	0	5-6
3/8	UTSA	3	8	4	3	1	4-0
3/9	UTSA (G2)	1	8	5	5	0	5-0
3/16	Tennessee	5	9	4	3	0	5-1
3/19	at UAB	5	13	8	5	1	8-4
3/24	at Mississippi State	3	9	4	6	0	4-2
3/24	at Mississippi State	4	11	7	6	2	11-5
3/31	at South Carolina	2	9	6	3	0	6-1
4/13	at Texas A&M	9	9	4	4	0	7-0
4/23	at Jax State	7	10	6	6	0	11-2
4/25	at Vanderbilt	5	9	4	5	0	4-7
4/27	at Vanderbilt	8	8	4	4	0	5-8
5/4	Alabama	8	8	4	2	0	6-5
5/5	Alabama	7	7	4	4	0	8-3
5/5	Alabama	8	12	9	8	0	17-6
5/11	GEORGIA	6	10	4	5	0	6-7

Record with a big inning: 13-6

Record without a big inning: 20-19

OPPONENT - 20

Date	Opponent	Inn.	Batters	R	H	E	Score
2/24	at UCF	2	8	4	5	1	3-5
3/19	at UAB	2	8	4	2	1	0-4
3/22	at Mississippi State	1	9	4	3	0	0-4
3/23	at Mississippi State	1	10	5	4	2	0-5
3/23	at Mississippi State	8	11	7	6	0	2-15
3/24	at Mississippi State	5	7	4	3	0	11-10
3/24	at Mississippi State	8	8	5	4	0	15-20
4/2	GEORGIA TECH	4	9	4	2	0	5-3
4/2	GEORGIA TECH	8	9	4	2	0	9-3
4/9	JACKSONVILLE STATE	4	9	6	6	0	6-6
4/9	JACKSONVILLE STATE	7	10	5	2	0	6-11
4/14	at Texas A&M	4	7	4	4	0	1-4
4/25	at Vanderbilt	3	8	4	3	2	0-7
4/25	at Vanderbilt	6	9	4	3	0	5-11
4/26	at Vanderbilt	1	8	4	4	0	0-4
5/10	GEORGIA	4	9	6	6	0	1-6
5/10	GEORGIA	7	9	4	4	1	2-11
5/16	at LSU	3	9	4	5	1	1-4
5/17	at LSU	4	10	4	5	0	0-4
5/22	vs. Vanderbilt	3	8	4	4	1	0-6

Record when allowing a big inning: 3-11

Record when not allowing a big inning: 30-14

AUBURN IN THE NATIONAL AND SEC RANKINGS

(As of May 27)

TEAM	TOTAL	NCAA	SEC
Shutouts	7	4	2
Sacrifice flies	26	73	7
Fielding percentage	.974	74	8
K/9.0 IP	8.7	74	11
K-BB ratio	2.19	76	12
9 RYAN BLISS	TOTAL	NCAA	SEC
Sacrifice flies	7	16	2
32 TANNER BURNS	TOTAL	NCAA	SEC
K/9.0 IP	11.55	38	8
WHIP	1.04	53	10
K-BB ratio	4.75	55	8
Strikeouts	95	89	12
H/9.0 IP	6.93	90	13
20 CODY GREENHILL	TOTAL	NCAA	SEC
Saves	10	41	6
6 MATT SCHEFFLER	TOTAL	NCAA	SEC
Toughest to K	9.9	79	4

GAMEDAY EXPERIENCE: SAMFORD STADIUM-HITCHCOCK FIELD AT PLAINSMAN PARK

» Auburn's baseball home for the past 68 seasons, Samford Stadium-Hitchcock Field at Plainsman Park seats 4,096, including 3,227 chairback seats. Auburn's baseball field has been called a renaissance of Camden Yard proportions and received a new 24x64 foot video board, sound system and lighting prior to 2017.



PITCHER PROFILES START-BY-START

14 • ELLIOTT ANDERSON LHP

DATE	OPP.	W-L	IP	H	R	ER	BB	SO	NP
3/24	at Miss State	0-0	2.2	6	5	4	1	2	55
5/16	at LSU	0-1	3.2	8	5	4	0	1	76
5/21	vs. Tennessee	0-1	4.0	3	2	2	4	6	78

32 • TANNER BURNS RHP

DATE	OPP.	W-L	IP	H	R	ER	BB	SO	NP
2/16	Ga Southern	0-0	5.0	3	1	1	1	7	74
2/22	at UCF	1-0	5.2	2	1	1	2	7	96
3/1	Cincinnati	2-0	9.0	2	0	0	0	15	104
3/8	UTSA	3-0	7.0	4	0	0	1	10	99
3/15	Tennessee	3-0	6.2	4	0	0	1	9	111
3/22	at Miss State	3-0	5.0	5	5	4	3	4	100
3/29	at S. Carolina	4-0	6.2	4	2	1	2	7	115
4/5	Arkansas	4-0	6.0	7	3	3	2	10	106
4/12	at Texas A&M	4-1	6.0	5	3	3	1	7	95
4/19	Ole Miss	4-2	5.0	7	3	3	3	7	99
4/25	at Vanderbilt	4-3	2.1	4	5	3	4	4	56
5/11	Georgia	4-3	5.2	6	3	3	0	4	97
5/18	at LSU	4-3	4.0	4	1	1	0	4	57

13 • DAVIS DANIEL RHP

DATE	OPP.	W-L	IP	H	R	ER	BB	SO	NP
2/15	Ga Southern	0-0	2.0	4	2	1	0	4	47

43 • RICHARD FITTS RHP

DATE	OPP.	W-L	IP	H	R	ER	BB	SO	NP
4/6	Arkansas	0-1	4.1	5	5	5	3	2	74
4/14	at Texas A&M	0-2	3.0	5	3	3	0	2	56
4/26	at Vanderbilt	0-3	2.1	6	4	4	1	3	77
5/5	Alabama	0-3	3.2	7	3	3	0	3	64
5/11	Georgia	0-3	0.0	3	3	3	0	0	13

18 • BROOKS FULLER LHP

DATE	OPP.	W-L	IP	H	R	ER	BB	SO	NP
2/20	Alabama A&M	0-0	3.0	2	2	0	2	3	46
3/30	at S. Carolina	0-1	5.0	3	2	2	4	4	88
4/5	Arkansas	0-1	3.1	3	3	2	4	4	76
4/13	at Texas A&M	1-1	6.0	4	0	0	3	4	93
4/20	Ole Miss	1-1	4.2	5	3	3	2	6	79
4/26	at Vanderbilt	1-2	1.2	4	4	2	2	1	37
5/4	Alabama	1-2	3.0	3	2	2	2	3	61
5/14	N. Alabama	1-2	1.1	3	4	4	3	1	36

36 • KYLE GRAY LHP

DATE	OPP.	W-L	IP	H	R	ER	BB	SO	NP
2/17	Ga. Southern	0-0	3.0	2	2	0	2	3	69
2/23	at UCF	0-1	1.1	3	4	4	2	1	36
5/22	vs. Vanderbilt	0-2	1.1	2	1	1	1	1	20

8 • BAILEY HORN LHP

DATE	OPP.	W-L	IP	H	R	ER	BB	SO	NP
2/24	at UCF	0-0	1.0	5	4	4	0	0	30
3/5	UT Martin	0-0	0.1	3	3	3	1	1	18

44 • JACK OWEN LHP

DATE	OPP.	W-L	IP	H	R	ER	BB	SO	NP
3/2	Cincinnati	1-0	7.0	3	0	0	0	10	88
3/9	UTSA	2-0	9.0	4	0	0	0	7	98
3/16	Tennessee	2-0	4.0	2	1	1	0	4	55
5/3	Alabama	3-0	5.0	5	1	1	2	0	63
5/10	Georgia	3-1	3.2	7	6	6	1	3	65
5/17	at LSU	3-2	7.0	8	4	4	1	6	97
5/23	vs. LSU	3-2	5.2	5	1	1	1	5	102

29 • CARSON SKIPPER LHP

DATE	OPP.	W-L	IP	H	R	ER	BB	SO	NP
2/19	Alabama A&M	1-0	4.0	2	1	0	0	8	67
3/2	Cincinnati	1-0	3.0	5	4	3	0	4	59
3/9	UTSA	2-0	4.2	5	0	0	0	5	70
3/17	Tennessee	2-0	3.0	3	2	1	1	1	46
3/23	at Miss State	2-1	0.2	5	5	4	2	1	35
3/30	at S. Carolina	2-1	1.0	4	3	3	2	1	43
4/16	at Georgia Tech	2-1	2.1	1	1	1	4	3	53
5/7	UAB	2-2	2.1	5	4	4	0	3	48

40 • GARRETT WADE LHP

DATE	OPP.	W-L	IP	H	R	ER	BB	SO	NP
3/6	UT Martin	1-0	4.0	3	0	0	1	4	72
3/12	at S. Alabama	2-0	5.0	2	1	1	4	8	91
3/19	at UAB	2-0	1.2	3	4	3	4	2	40
3/26	vs. Alabama	2-0	3.2	4	3	2	5	4	69
4/2	Georgia Tech	2-0	3.0	5	3	3	3	3	60
4/9	Jax State	2-0	3.0	6	5	5	3	2	66
4/18	Ole Miss	2-0	2.2	5	4	1	1	2	63

37 • RYAN WATSON RHP

DATE	OPP.	W-L	IP	H	R	ER	BB	SO	NP
4/23	at Jax State	0-0	3.1	4	1	1	2	5	54

PITCHING CAREERS

ELLIOTT ANDERSON'S CAREER APPEARANCES

*-Starter

2017 - FRESHMAN YEAR

Date	Opp (Res.)	DEC	QS	IP	H	R	ER	BBSO	HR	ERA	NP
2/17	GEORGE WASHINGTON (W, 9-0)	-	-	1.0	0	0	0	1	0	0.00	9
2/22	FLORIDA A&M (W, 12-8)	-	-	0.0	2	3	3	2	0	27.00	14
3/3	LIPSCOMB (W, 8-0)	-	-	0.1	1	0	0	1	1	20.25	20
3/7	SOUTH ALABAMA (L, 3-14)	-	-	0.2	3	4	4	2	1	31.50	22
3/10	PRESBYTERIAN (L, 8-11)	-	-	0.2	0	0	0	0	0	23.62	2
3/15	JACKSONVILLE STATE (W, 10-1)	-	-	2.0	3	0	0	1	0	13.50	25
4/25	TROY (L, 2-5)	-	-	1.2	2	0	0	2	0	9.95	22
4/29	at #7 Mississippi State (W, 5-3)	W	-	2.1	4	1	1	0	1	8.31	36
5/7	ALABAMA (L, 9-11)	-	-	0.2	0	0	0	1	0	7.71	11
5/9	at UAB (L, 2-8)	-	-	1.1	2	1	1	1	0	7.59	31
5/12	at #10 LSU (L, 3-5)	-	-	0.1	1	0	0	0	0	7.36	3
5/20	OLE MISS (L, 4-8)	-	-	1.1	1	0	0	1	0	6.57	19
5/24	vs. #4 Florida (L, 4-5)	-	-	0.0	0	0	0	1	0	6.57	5
6/5	at #16 Florida State (L, 0-6)	-	-	0.1	1	0	0	0	0	6.39	8

2018 - SOPHOMORE YEAR

Date	Opp (Res.)	DEC	QS	IP	H	R	ER	BBSO	HR	ERA	NP
2/18	LONGWOOD (W, 3-0)	-	-	2.0	1	0	0	1	2	0.00	31
2/21	TROY (W, 6-5)	-	-	0.1	3	3	0	1	0	0.00	21
2/24	BRYANT (W, 13-4)	W	-	2.1	0	0	0	0	0	0.00	34
2/27	at #15 South Alabama (W, 7-6)	W	-	1.0	1	2	2	1	2	3.18	19
3/2	BYU (W, 4-3)	-	-	0.0	1	0	0	0	0	3.18	2
3/6	at UAB (W, 11-8)	-	-	1.0	2	2	0	0	1	2.70	21
3/13	GEORGIA TECH (W, 12-7)	W	-	3.1	2	3	3	1	3	4.50	45
3/17	#6 TEXAS A&M (W, 11-5)	-	-	1.0	2	1	1	1	1	4.91	26
3/20	at Georgia Tech (L, 6-4)	-	-	2.0	2	0	0	2	4	4.15	45
3/23	at #8 Kentucky (L, 5-4)	-	-	0.0	0	0	0	0	0	4.15	1
3/25	at #8 Kentucky (L, 13-3)	-	-	0.0	1	2	2	1	0	5.54	13
3/27	vs. Alabama (W, 5-2)	-	-	0.0	0	0	0	1	0	5.54	5
4/3	ALABAMA A&M (W, 19-5)	W	-	1.2	0	0	0	0	1	4.91	18
4/10	at Samford (L, 12-3)	-	-	1.2	0	1	0	1	1	4.41	28
4/14	MISSISSIPPI STATE (L, 7-2)	-	-	1.0	0	0	0	1	1	4.15	20
4/17	UAB (W, 12-2)	W	-	4.0	0	0	0	1	7	3.37	48
4/24	SAMFORD (W, 7-2)	-	-	3.2	3	0	0	1	4	2.88	51
4/26	at #1 Florida (L, 3-1)	-	-	0.2	1	0	0	1	1	2.81	16
5/5	#17 VANDERBILT (W, 11-5)	-	-	0.2	2	1	1	1	0	3.08	10
5/10	at #5 Ole Miss (L, 5-4)	-	-	0.2	1	0	0	0	0	3.00	10
5/11	at #5 Ole Miss (L, 8-3)	-	-	1.0	1	1	1	0	1	3.21	15
5/15	at Troy (L, 9-5)	-	-	0.1	2	2	2	0	1	3.81	9
5/25	vs. #4 Ole Miss (L, 7-0)	-	-	0.1	0	0	0	0	1	3.77	4
6/2	vs. Army (W, 12-1)	-	-	1.0	1	0	0	0	2	3.64	18

2019 - JUNIOR YEAR

Date	Opp (Res.)	DEC	QS	IP	H	R	ER	BBSO	HR	ERA	NP	
2/15	GEORGIA SOUTHERN (W, 11-2)	W	-	4.0	2	0	0	0	7	0.00	45	
2/19	ALABAMA A&M (W, 10-1)	-	-	2.0	1	0	0	0	2	0.00	29	
2/22	at UCF (W, 4-1)	-	-	2.0	3	0	0	2	2	0.00	42	
2/24	at UCF (W, 13-9)	-	-	1.0	0	0	0	0	0	0.00	9	
3/3	CINCINNATI (W, 9-5)	W	-	4.1	3	1	1	1	6	1	0.68	69
3/8	UTSA (W, 6-0)	-	-	2.0	0	0	0	0	0	0.59	19	
3/12	at South Alabama (W, 6-2)	-	-	2.0	3	0	0	0	6	0.52	38	
3/15	#21 TENNESSEE (W, 2-0)	W	-	0.1	0	0	0	1	0	0.51	6	
3/16	#21 TENNESSEE (W, 5-2)	-	-	1.1	2	0	0	1	1	0.47	27	
3/22	at #4 Mississippi State (W, 6-5)	W	-	0.2	0	0	0	0	1	0.46	12	
3/24	*at #4 Mississippi State (L, 15-20)	-	-	2.2	6	5	4	1	2	2	0.01	55
3/29	at South Carolina (W, 4-2)	-	-	1.1	0	0	0	1	0	1.90	15	
3/30	at South Carolina (L, 0-4)	-	-	0.2	0	2	0	3	0	1.85	24	
4/5	#9 ARKANSAS (W, 6-3)	W	-	1.1	0	0	0	0	0	1.75	14	
4/5	#9 ARKANSAS (L, 6-9)	-	-	2.0	3	1	1	1	3	1.95	32	
4/9	JACKSONVILLE STATE (L, 6-11)	L	-	0.2	2	4	4	2	1	3.18	28	
4/14	at #12 Texas A&M (L, 1-4)	-	-	4.2	2	1	1	1	5	3.00	72	
4/19	#17 OLE MISS (L, 3-5)	-	-	4.0	4	2	2	2	5	3.16	74	
4/25	at #4 Vanderbilt (L, 6-12)	-	-	3.0	5	3	3	2	3	3.60	73	
5/3	ALABAMA (W, 5-1)	-	-	3.0	2	0	0	1	3	3.35	52	
5/5	ALABAMA (W, 17-7)	-	-	2.0	5	3	3	1	3	3.80	46	
5/11	#7 GEORGIA (W, 4-3)	-	-	0.1	1	0	0	0	0	3.77	12	
5/11	#7 GEORGIA (L, 8-11)	-	-	3.1	3	1	1	1	2	3.70	50	
5/16	*at #20 LSU (L, 1-7)	L	-	3.2	8	5	4	0	1	4.13	76	
5/21	*vs. #21 Tennessee (W, 5-3)	-	-	4.0	3	2	2	4	6	4.18	78	

TANNER BURNS' CAREER APPEARANCES

*-Starter

2018 - FRESHMAN YEAR

Date	Opp (Res.)	DEC	QS	IP	H	R	ER	BBSO	HR	ERA	NP
2/18	*LONGWOOD (W, 3-0)	W	-	5.0	4	0	0	0	6	0.00	64
2/24	*BRYANT (W, 3-1)	-	-	X 7.0	2	1	1	2	8	0.75	96
3/3	*BYU (W, 9-5)	W	-	5.0	4	1	1	2	4	1.06	79
3/10	*NORTHEASTERN (L, 2-1)	L	-	4.1	5	2	2	4	5	1.69	84

3/18	*#6 TEXAS A&M (L, 5-1)	L	-	5.0	5	3	2	3	4	1	2.05	84
3/25	*at #8 Kentucky (L, 13-3)	L	-	2.0	4	4	3	2	1	2.86	50	
4/1	*#24 MISSOURI (L, 5-0)	L	-	5.0	1	4	0	3	6	1	2.43	94
4/8	*at #5 Arkansas (L, 5-4)	-	X	6.0	4	2	1	2	7	0	2.29	94
4/15	*MISSISSIPPI STATE (W, 7-5)	-	-	4.2	5	3	3	1	4	1	2.66	71
4/21	*at Alabama (W, 5-0)	W	X	7.0	4	0	0	1	7	0	2.29	99
4/27	*at #1 Florida (W, 11-5)	-	-	4.0	3	3	3	2	6	2	2.62	85
5/5	*#17 VANDERBILT (W, 11-5)	W	-	5.0	5	4	4	2	5	1	3.00	79
5/12	*at #5 Ole Miss (L, 10-3)	-	-	1.2	3	3	3	3	1	0	3.36	40
5/17	*LSU (W, 11-4)	W	X	6.0	6	4	2	2	4	1	3.33	97
5/23	*vs. #4 Ole Miss (W, 9-3)	W	X	7.0	6	3	1	2	3	0	3.13	105
6/1	*vs. Northeastern (W, 13-4)	W	X	6.0	7	3	2	1	2	1	3.12	96
6/10	*vs. #1 Florida (W, 3-2)	-	X	6.0	5	1	1	4	3	0	3.01	97

2019 - SOPHOMORE YEAR

Date	Opp (Res.)	DEC	QS	IP	H	R	ER	BBSO	HR	ERA	NP	
2/16	*GEORGIA SOUTHERN (L, 5-7)	-	-	5.0	3	1	1	1	7	0	1.80	74
2/22	*at UCF (W, 4-1)	W	-	5.2	2	1	1	2	7	0	1.69	96
3/1	*CINCINNATI (W, 5-0)	W	X	9.0	2	0	0	0	15	0	0.92	104
3/8	*UTSA (W, 6-0)	W	X	7.0	4	0	0	1	10	0	0.68	99
3/15	*#21 TENNESSEE (W, 2-0)	-	X	6.2	4	0	0	1	9	0	0.54	111
3/22	*at #4 Mississippi State (W, 6-5)	-	-	5.0	5	5	4	3	4	0	1.41	100
3/29	*at South Carolina (W, 4-2)	W	X	6.2	4	2	1	2	7	1	1.40	115
4/5	*#9 ARKANSAS (W, 6-3)	-	X	6.0	7	3	3	2	10	1	1.76	106
4/12	*at #12 Texas A&M (L, 0-4)	L	X	6.0	5	3	3	1	7	0	2.05	95
4/19	*#17 OLE MISS (L, 3-5)	L	-	5.0	7	3	3	3	7	1	2.32	99
4/25	*at #4 Vanderbilt (L, 6-12)	L	-	2.1	4	5	3	4	4	1	2.66	56
5/11	*#7 GEORGIA (W, 4-3)	-	-	5.2	6	3	3	0	4	2	2.83	97
5/18	*at #20 LSU (W, 5-4)	-	-	4.0	4	1	1	0	4	0	2.80	57

DAVIS DANIEL'S CAREER APPEARANCES

*-Starter

2017 - FRESHMAN YEAR

Date	Opp (Res.)	DEC	QS	IP	H	R	ER	BB	SO	HR	ERA	NP
2/19	*GEORGE WASHINGTON (W, 4-3)	-	-	4.1	7	2	2	0	3	0	4.15	75
2/26	*HOLY CROSS (W, 13-4)	-	-	4.1	5	2	2	0	6	1	4.15	72
3/5	*LIPSCOMB (L, 7-8)	-	-	1.1	5	5	5	2	1	0	8.10	45
3/8	*KENNESAW STATE (W, 6-4)	-	-	2.0	1	0	0	0	1	0	6.75	19
3/12	*PRESBYTERIAN (W, 8-0)	W	X	6.0	3	0	0	2	8	0	4.50	92
3/19	*#5 FLORIDA (W, 6-5)	-	-	2.1	3	4	4	1	0	0	5.75	45
3/26	*at Georgia (W, 4-1)	W	X	6.0	4	0	0	1	6	0	4.44	-
4/1	*#6 SOUTH CAROLINA (L, 0-7)	L	-	5.1	4	4	4	2	4	0	4.83	93
4/9	*at Texas A&M (L, 1-3)	L	-	5.1	9	3	3	1	5	0	4.86	90
4/15	*at Tennessee (W, 8-1)	W	X	8.0	3	0	0	3	5	0	4.00	101
4/22	*#16 ARKANSAS (L, 3-7)	-	-	5.0	5	3	3	2	3	1	4.14	92
4/29	*at #7 Mississippi State (W, 17-8)	-	-	4.1	6	7	7	2	1	3	4.97	81
5/7	*ALABAMA (L, 9-11)	-	-	4.0	5	3	3	1	5	1	5.09	67
5/13	at #10 LSU (L, 1-9)	-	-	1.1	0	2	2	3	0	0	5.28	29
5/19	*OLE MISS (W, 9-1)	W	X	6.1	4	1	1	3	8	0	4.91	106
5/25	*vs. #13 Arkansas (L, 0-12)	L	-	3.1	6	7	7	2	5	2	5.88	65
6/4	*at #16 Florida State (L, 7-8)	-	-	1.0	5	4	3	1	0	0	5.89	42

2018 - SOPHOM

3/17	#21 TENNESSEE (W, 5-3)	-	-	0.1	1	0	0	0	0	0	5.14	7
3/19	at UAB (W, 13-5)	-	-	1.1	2	0	0	2	2	0	4.32	31
3/23	at #4 Mississippi State (L, 2-15)	-	-	1.0	4	3	3	0	1	1	6.75	22
3/26	vs. Alabama (L, 3-6)	-	-	3.2	3	0	0	1	1	0	4.85	65
3/31	at South Carolina (W, 7-5)	W	-	5.0	3	0	0	2	2	0	3.50	64
4/6	*#9 ARKANSAS (L, 0-8)	L	-	4.1	5	5	5	3	2	1	4.84	74
4/14	*at #12 Texas A&M (L, 1-4)	L	-	3.0	5	3	3	0	2	0	5.33	56
4/18	#17 OLE MISS (W, 7-4)	W	-	4.1	4	0	0	0	4	0	4.55	57
4/26	*at #4 Vanderbilt (L, 2-5)	L	-	2.1	6	4	4	1	3	1	5.34	77
5/5	*ALABAMA (W, 17-7)	-	-	3.2	7	3	3	0	3	1	5.55	64
5/11	*#7 GEORGIA (L, 8-10)	-	-	0.0	3	3	3	0	0	1	6.31	13
5/14	NORTH ALABAMA (W, 8-7)	-	-	6.1	4	1	1	2	8	0	5.57	82
5/22	#2 Vanderbilt (L, 1-11)	-	-	4.0	7	3	3	1	5	1	5.67	75

BROOKS FULLER'S CAREER APPEARANCES

*-Starter

2019 - FRESHMAN YEAR

Date	Opp (Res.)	DEC	QS	IP	H	R	ER	BB	SO	HR	ERA	NP
2/16	GEORGIA SOUTHERN (L, 5-7)	-	-	1.0	1	1	1	1	0	1	9.00	21
2/20	*ALABAMA A&M (W, 10-2)	-	-	3.0	2	2	0	2	3	0	2.25	46
3/2	CINCINNATI (W, 9-5)	-	-	1.2	0	0	0	0	1	0	1.59	14
3/5	UT MARTIN (W, 15-9)	-	-	2.2	2	3	0	3	0	0	1.08	42
3/9	UTSA (W, 8-3)	-	-	1.0	0	0	0	1	0	0	0.96	17
3/16	#21 TENNESSEE (W, 5-2)	W	-	3.2	2	1	1	2	3	0	1.38	63
3/23	at #4 Mississippi State (L, 2-15)	-	-	3.2	4	1	1	3	3	0	1.62	67
3/30	*at South Carolina (L, 0-4)	L	-	5.0	3	2	2	4	4	1	2.08	88
4/5	*#9 ARKANSAS (L, 6-9)	-	-	3.1	3	3	2	4	4	0	2.52	76
4/9	JACKSONVILLE STATE (L, 6-11)	-	-	0.0	0	1	1	2	0	0	2.88	15
4/13	*at #12 Texas A&M (W, 7-0)	W	X	6.0	4	0	0	3	4	0	2.32	93
4/20	*#17 OLE MISS (W, 6-5)	-	-	4.2	5	3	3	2	6	2	2.78	79
4/26	*at #4 Vanderbilt (L, 5-9)	L	-	1.2	4	4	2	2	1	1	3.13	37
5/4	*ALABAMA (L, 6-7)	-	-	3.0	3	2	2	2	3	0	3.35	61
5/11	#7 GEORGIA (L, 8-10)	-	-	0.2	0	0	0	0	1	0	3.29	4
5/14	*NORTH ALABAMA (W, 8-7)	-	-	1.1	3	4	4	3	1	0	4.04	36
5/17	at #20 LSU (L, 1-5)	-	-	1.0	1	1	1	1	1	0	4.15	16
5/18	at #20 LSU (W, 5-4)	-	-	0.1	0	0	0	0	0	0	4.12	3
5/22	vs. #2 Vanderbilt (L, 1-11)	-	-	0.1	2	2	2	0	1	0	4.50	17
5/23	vs. #17 LSU (L, 3-4)	-	-	0.0	0	0	0	0	0	0	4.50	2

PEYTON GLAVINE'S CAREER APPEARANCES

2018 - FRESHMAN YEAR

Date	Opp (Res.)	DEC	QS	IP	H	R	ER	BB	SO	HR	ERA	NP
2/17	LONGWOOD (W, 25-1)	-	-	1.0	0	0	0	0	3	0	0.00	15
2/23	BRYANT (W, 15-7)	-	-	1.0	0	0	0	1	1	0	0.00	26
3/3	BYU (W, 9-5)	-	-	0.2	4	3	3	0	0	0	10.12	18
3/10	NORTHEASTERN (W, 14-8)	-	-	0.0	5	6	6	1	0	0	30.38	19
3/25	at #8 Kentucky (L, 13-3)	-	-	0.1	1	0	0	0	1	0	27.00	9

2019 - SOPHOMORE YEAR

Date	Opp (Res.)	DEC	QS	IP	H	R	ER	BB	SO	HR	ERA	NP
2/16	GEORGIA SOUTHERN (L, 5-7)	-	-	0.2	0	0	0	0	1	0	0.00	11
2/20	ALABAMA A&M (W, 10-2)	-	-	1.0	3	0	0	2	2	0	0.00	35
3/9	UTSA (W, 8-3)	-	-	1.0	0	0	0	0	2	0	0.00	12
3/17	#21 TENNESSEE (W, 5-3)	-	-	0.1	0	0	0	1	0	0	0.00	8
3/19	at UAB (W, 13-5)	-	-	1.0	0	0	0	0	2	0	0.00	14
3/23	at #4 Mississippi State (L, 2-15)	-	-	1.2	3	1	1	2	0	0	1.59	34
4/23	at Jacksonville State (W, 14-2)	W	-	1.2	1	0	0	1	2	0	1.23	29
4/26	at #4 Vanderbilt (L, 2-5)	-	-	0.0	1	1	1	2	0	0	2.45	18
5/22	vs. #2 Vanderbilt (L, 1-11)	-	-	0.2	2	3	3	1	1	0	5.62	22

KYLE GRAY'S CAREER APPEARANCES

*-Starter

2019 - REDSHIRT JUNIOR YEAR

Date	Opp (Res.)	DEC	QS	IP	H	R	ER	BB	SO	HR	ERA	NP
2/17	*GEORGIA SOUTHERN (W, 4-3)	-	-	3.0	2	2	0	2	3	0	0.00	69
2/23	*at UCF (L, 1-6)	L	-	1.1	3	4	4	2	1	0	8.31	36
3/6	UT MARTIN (W, 2-0)	-	-	1.0	1	0	0	0	1	0	6.75	16
3/12	at South Carolina (W, 6-2)	-	-	2.0	1	1	1	1	2	1	5.79	30
3/17	#21 TENNESSEE (W, 5-3)	W	-	1.2	1	0	0	2	0	0	5.00	29
3/22	at #4 Mississippi State (W, 6-5)	-	-	1.1	1	0	0	0	0	0	4.35	18
3/24	at #4 Mississippi State (L, 15-20)	-	-	0.2	1	1	1	0	1	1	4.91	14
3/26	vs. Alabama (L, 3-6)	L	-	0.0	1	1	1	0	0	0	5.73	2
4/2	GEORGIA TECH (L, 3-9)	L	-	0.1	1	2	2	2	0	0	7.15	16
4/6	#9 ARKANSAS (L, 0-8)	-	-	1.0	0	1	1	3	0	0	7.30	27
4/16	at #16 Georgia Tech (L, 6-11)	-	-	1.0	2	1	1	1	1	0	7.43	28
5/7	UAB (L, 4-6)	-	-	1.2	0	0	0	2	2	0	6.60	34
5/10	#7 GEORGIA (L, 2-11)	-	-	2.2	2	0	0	0	2	0	5.60	41
5/14	NORTH ALABAMA (W, 8-7)	W	-	2.2	3	0	0	0	3	0	4.87	44
5/22	*vs. #2 Vanderbilt (L, 1-11)	L	-	1.1	2	1	1	1	1	0	4.98	20

CODY GREENHILL'S CAREER APPEARANCES

2018 - FRESHMAN YEAR

Date	Opp (Res.)	DEC	QS	IP	H	R	ER	BBSO	HR	ERA	NP	
2/16	LONGWOOD (W, 6-0)	-	-	1.0	1	0	0	1	0	0	0.00	23
2/20	GEORGIA STATE (W, 3-2)	W	-	3.1	0	0	0	3	4	0	0.00	66

2/24	BRYANT (W, 13-4)	-	-	2.0	3	0	0	0	4	0	0.00	39
2/27	at #15 South Alabama (W, 7-6)	-	-	2.0	2	0	0	1	1	0	0.00	26
3/3	BYU (W, 9-5)	-	-	3.1	5	1	1	1	4	0	0.77	48
3/6	at UAB (W, 11-8)	-	-	2.0	0	0	0	0	3	0	0.66	20
3/10	NORTHEASTERN (L, 2-1)	-	-	4.2	1	0	0	1	4	0	0.49	59
4/3	ALABAMA A&M (W, 19-5)	-	-	1.0	1	0	0	0	1	0	0.47	15
4/8	at #5 Arkansas (L, 5-4)	L	-	1.2	1	1	1	2	1	0	0.86	33
4/15	MISSISSIPPI STATE (W, 7-5)	W	-	4.1	5	2	2	0	5	0	1.42	78
4/21	at Alabama (W, 5-0)	-	-	2.0	2	0	0	1	4	0	1.32	38
4/27	at #1 Florida (W, 11-5)	W	-	5.0	6	2	2	2	3	0	1.67	81
5/5	#17 VANDERBILT (W, 11-5)	-	-	3.1	1	0	0	2	3	0	1.51	44
5/12	at #5 Ole Miss (L, 10-3)	L	-	4.2	3	1	1	1	3	1	1.56	69
5/17	LSU (W, 11-4)	-	-	3.0	3	0	0	0	2	0	1.45	39
5/19	LSU (W, 14-5)	-	-	2.0	3	3	1	1	3	1	1.59	38
5/22	vs. Kentucky (W, 4-3[11])	W	-	3.0	3	0	0	0	2	0	1.49	36
5/25	vs. #4 Ole Miss (L, 7-0)	-	-	2.2	4	2	2	0	2	2	1.76	48
6/3	at #11 N.C. State (W, 15-7)	W	-	4.1	6	3	3	2	5	1	2.11	86
6/10	vs. #1 Florida (W, 3-2)	W	-	3.0	2	1	1	1	1	1	2.16	42
6/11	at #1 Florida (L, 3-2)	L	-	0.1	1	1	1	0	0	1	2.30	8

2019 - SOPHOMORE YEAR

Date	Opp (Res.)	DEC	QS	IP	H	R	ER	BBSO	HR	ERA	NP	
2/16	GEORGIA SOUTHERN (L, 5-7)	-	-	2.2	4	1	1	1	0	0	3.38	34
2/22	at UCF (W, 4-1)	-	-	1.1	0	0	0	0	1	0	2.25	18
3/2	CINCINNATI (W, 5-0)	-	-	2.0	0	0	0	1	1	0	1.29	27
3/5	UT MARTIN (W, 15-9)	-	-	2.0	1	1	1	0	0	0	2.00	15
3/9	UTSA (W, 8-3)	-	-	2.0	3	2	1	0	4	0	2.45	36
3/15	#21 TENNESSEE (W, 2-0)	-	-	2.0	0	0	0	0	4	0	2.08	26
3/17	#21 TENNESSEE (W, 5-3)	-	-	2.2	3	1	1	2	0	1	2.30	37
3/22	at #4 Mississippi State (W, 6-5)	-	-	2.0	1	0	0	0	2	0	2.04	23
3/24	at #4 Mississippi State (L, 15-20)	L	-	2.1	7	5	5	0	2	0	4.05	42
3/29	at South Carolina (W, 4-2)	-	-	1.0	0	0	0	0	1	0	3.86	20
3/31	at South Carolina (W, 7-5)	-	-	1.1	2	0	0	0	0	0	3.63	24
4/5	#9 ARKANSAS (W, 6-3)	-	-	1.0	0	0	0	0	2	0	3.47	14
4/5	#9 ARKANSAS (L, 6-9)	-	-	3.0	3	0	0	2	4	0	3.08	54
4/13	at #12 Texas A&M (W, 7-0)	-	-	2.1	0	0	0	1	2	0	2.83	31
4/18	#17 OLE MISS (W, 7-4)	-	-	2.0	0	0	0	0	3	0	2.64	31
4/20	#17 OLE MISS (W, 6-5)	W	-	3.0	3	2	2	0	0	1	2.94	25
4/27	at #4 Vanderbilt (L, 5-9)	-	-	1.2	5	3	3	0	2	0	3.57	32
5/3	ALABAMA (W, 5-1)	-	-	1.0	0	0	0	0	2	0	3.47	13
5/4	ALABAMA (L, 6-7)	L	-	1.0	3	2	0	1	0	0	3.38	18
5/11	#7 GEORGIA (W, 4-3)	W	-	4.0	1	0	0	1	5	0	3.05	48
5/18	at #20 LSU (W, 5-4)	-	-	5.1	6	3	2	3	1	0	3.09	90
5/21	vs. #21 Tennessee (W, 5-3)	-	-	0.2	0	0	0	0	1	0	3.00	16
5/23	vs. #17 LSU (L, 3-4)	L	-	2.2	3	3	2	1	1	0	3.24	42

BAILEY HORN'S CAREER APPEARANCES

2019 - REDSHIRT SOPHOMORE YEAR

AUBURN 2018 AUBURN BASEBALL GAME NOTES

5/10	#7 GEORGIA (L, 2-11)	-	-	2.0	4	4	4	1	2	0	9.35	42
5/14	NORTH ALABAMA (W, 8-7)	-	-	0.1	1	1	1	1	1	0	4.74	14
5/16	at #20 LSU (L, 1-7)	-	-	0.2	0	0	0	0	0	0	4.62	6
5/21	vs. #21 Tennessee (W, 5-3)	-	-	0.1	0	0	0	0	0	0	4.50	1
5/22	vs. #2 Vanderbilt (L, 1-11)	-	-	0.0	0	0	0	1	0	0	4.56	6

JACK OWEN'S CAREER APPEARANCES

*-Starter

2018 - FRESHMAN YEAR												
Date	Opp (Res.)	DEC	QS	IP	H	R	ER	BB	SO	HR	ERA	NP
2/17	LONGWOOD (W, 25-1)	-	-	1.0	1	1	1	2	1	0	9.00	29
3/3	BYU (W, 21-4)	-	-	3.0	2	0	0	0	1	0	2.25	33
3/13	GEORGIA TECH (W, 12-7)	-	-	3.0	2	0	0	1	5	0	1.29	45
3/20	*at Georgia Tech (L, 6-4)	L	-	3.1	9	6	6	2	3	1	6.10	56
3/27	*vs. Alabama (W, 5-2)	W	-	4.0	1	0	0	2	4	0	4.40	73
4/1	#24 MISSOURI (L, 5-0)	-	-	1.0	1	0	0	0	1	0	4.11	18
4/3	ALABAMA A&M (W, 19-5)	-	-	1.0	4	2	2	0	1	1	4.96	26
4/7	at #5 Arkansas (L, 13-2)	-	-	0.0	1	4	4	3	0	0	7.16	20
4/10	*at Samford (L 12-3)	L	-	1.0	5	4	4	0	0	1	8.83	23
4/24	*SAMFORD (W, 7-2)	W	-	5.1	6	2	2	0	5	0	7.54	77
5/8	*SOUTH ALABAMA (W, 10-4)	-	-	4.0	3	3	2	1	6	0	7.09	66
5/11	at #5 Ole Miss (L, 8-3)	-	-	1.0	1	0	0	0	1	0	6.83	10
5/15	*at Troy (L, 9-5)	-	-	4.1	5	1	2	6	0	0	6.19	93
5/22	*vs. Kentucky (W, 4-3 [11])	-	-	2.2	2	1	1	3	1	1	5.97	43

2019 - SOPHOMORE YEAR

Date	Opp (Res.)	DEC	QS	IP	H	R	ER	BBSO	HR	ERA	NP	
2/17	GEORGIA SOUTHERN (W, 4-3)	W	-	4.2	4	0	0	2	4	0	0.00	67
2/23	at UCF (L, 1-6)	-	-	4.1	3	1	0	0	8	0	0.00	79
3/2	*CINCINNATI (W, 5-0)	W	X	7.0	3	0	0	0	10	0	0.00	88
3/9	*UTSA (W, 5-0)	W	X	9.0	4	0	0	0	7	0	0.00	98
3/16	*#21 TENNESSEE (W, 5-2)	-	-	4.0	2	1	1	0	4	1	0.31	55
4/20	*#17 OLE MISS (W, 6-5)	-	-	2.1	0	0	0	1	1	0	0.29	29
4/27	at #4 Vanderbilt (L, 5-9)	-	-	2.1	3	1	1	1	3	0	0.53	43
5/3	*ALABAMA (W, 5-1)	W	-	5.0	5	1	1	2	0	0	0.70	63
5/10	*#7 GEORGIA (L, 2-11)	L	-	3.2	7	6	6	1	3	1	1.91	65
5/17	*at #20 LSU (L, 1-5)	L	-	7.0	8	4	4	1	6	0	2.37	97
5/23	*vs. #17 LSU (L, 3-4)	-	-	5.2	5	1	1	1	5	0	2.29	102

BLAKE SCHILLECI'S CAREER APPEARANCES

2018 - JUNIOR YEAR

Date	Opp (Res.)	DEC	QS	IP	H	R	ER	BB	SO	HR	ERA	NP
2/20	GEORGIA STATE (W, 3-2)	-	-	0.2	0	0	0	1	1	0	0.00	14
2/23	BRYANT (W, 15-7)	-	-	1.2	2	3	3	0	0	1	11.57	36
3/6	at UAB (W, 11-8)	-	-	0.2	1	0	0	1	1	0	9.00	11
3/10	NORTHEASTERN (W, 14-8)	-	-	0.1	1	1	1	1	0	1	10.80	11
3/14	MEMPHIS (W, 5-4)	-	-	1.2	1	0	0	0	1	0	7.20	22
3/25	at #8 Kentucky (L, 13-3)	-	-	0.2	3	2	2	0	0	0	9.53	15

2019 - SENIOR YEAR

Date	Opp (Res.)	DEC	QS	IP	H	R	ER	BB	SO	HR	ERA	NP
2/19	ALABAMA A&M (W, 10-1)	-	-	1.0	0	0	0	0	2	0	0.00	9
4/2	GEORGIA TECH (L, 3-9)	-	-	3.2	1	4	4	3	4	0	7.71	64
4/6	#9 ARKANSAS (L, 0-8)	-	-	0.2	1	0	0	1	0	0	6.75	25
4/12	at #12 Texas A&M (L, 0-4)	-	-	1.0	3	1	1	0	2	0	7.11	19
4/16	at #16 Georgia Tech (L, 6-11)	L	-	0.2	3	2	2	1	0	0	9.00	29
4/23	at Jacksonville State (W, 14-2)	-	-	1.1	2	0	0	0	3	0	7.56	27
4/26	at #4 Vanderbilt (L, 2-5)	-	-	3.2	4	0	0	1	3	0	5.25	55
5/4	ALABAMA (L, 6-7)	-	-	1.1	2	1	1	0	0	0	5.40	21
5/7	UAB (L, 4-6)	-	-	1.1	1	2	2	1	1	0	6.14	23
5/11	#7 GEORGIA (L, 8-10)	L	-	1.2	3	3	3	0	0	1	7.16	27
5/14	NORTH ALABAMA (W, 8-7)	-	-	0.1	1	1	1	0	0	0	7.56	7
5/22	vs. #2 Vanderbilt (L, 1-11)	-	-	0.1	2	0	0	0	0	0	7.41	8

CARSON SKIPPER'S CAREER APPEARANCES

*-Starter

2019 - FRESHMAN YEAR												
Date	Opp (Res.)	DEC	QS	IP	H	R	ER	BB	SO	HR	ERA	NP
2/15	GEORGIA SOUTHERN (W, 11-2)	-	-	3.0	3	0	0	1	1	0	0.00	48
2/19	*ALABAMA A&M (W, 10-1)	W	-	4.0	2	1	0	0	8	0	0.00	67
2/24	at UCF (W, 13-9)	W	-	2.0	3	3	3	3	1	1	3.00	58
3/2	*CINCINNATI (W, 9-5)	-	-	3.0	5	4	3	0	4	1	4.50	59
3/6	UT MARTIN (W, 2-0)	-	-	2.1	0	0	0	0	5	0	3.77	31
3/9	*UTSA (W, 8-3)	W	-	4.2	5	0	0	0	5	0	2.84	70
3/17	*#21 TENNESSEE (W, 5-3)	-	-	3.0	3	2	1	1	1	0	2.86	46
3/23	*at #4 Mississippi State (L, 2-15)	L	-	0.2	5	5	4	2	1	0	4.37	35
3/24	at #4 Mississippi State (L, 15-20)	-	-	1.1	2	3	3	1	0	1	5.48	9
3/30	*at South Carolina (W, 7-5)	-	-	1.0	4	3	3	2	1	0	6.38	43
4/5	#9 ARKANSAS (W, 6-3)	-	-	0.2	1	0	0	0	1	0	6.20	8
4/5	#9 ARKANSAS (L, 6-9)	L	-	3.0	3	5	5	3	3	2	7.16	78
4/9	JACKSONVILLE STATE (L, 6-11)	-	-	0.0	0	0	0	2	0	0	7.16	10
4/16	*at #16 Georgia Tech (L, 6-11)	-	-	2.1	1	1	1	4	3	0	6.82	53
4/23	at Jacksonville State (W, 14-2)	-	-	1.0	0	0	0	1	0	0	6.61	17
4/25	at #4 Vanderbilt (L, 6-12)	-	-	1.1	3	2	2	3	1	0	6.89	43
5/7	*UAB (L, 4-6)	L	-	2.1	5	4	4	0	3	0	7.46	48

GARRETT WADE'S CAREER APPEARANCES

2019 - FRESHMAN YEAR												
Date	Opp (Res.)	DEC	QS	IP	H	R	ER	BB	SO	HR	ERA	NP
2/16	GEORGIA SOUTHERN (L, 5-7)	-	-	0.0	0	0	0	0	1	0	0.00	4
2/20	ALABAMA A&M (W, 10-2)	W	-	4.0	3	0	0	1	4	0	0.00	61
3/6	*UT MARTIN (W, 2-0)	W	-	5.0	1	0	0	2	8	0	0.00	72
3/12	*at South Alabama (W, 6-3)	W	-	5.0	2	1	1	4	8	1	0.95	91
3/19	*at UAB (W, 13-5)	-	-	1.2	3	4	3	4	2	0	2.30	40
3/24	at #4 Mississippi State (L, 15-20)	-	-	0.0	1	2	2	1	0	0	3.45	8
3/26	*vs. Alabama (L, 3-6)	-	-	3.2	4	3	2	5	4	0	3.72	69
4/2	*GEORGIA TECH (L, 3-9)	-	-	3.0	5	3	3	3	3	0	4.43	60
4/5	#9 ARKANSAS (L, 6-9)	-	-	1.0	1	0	0	1	2	0	4.24	17
4/9	*JACKSONVILLE STATE (L, 6-11)	-	-	3.0	6	5	5	3	2	0	5.47	66
4/18	*#17 OLE MISS (W, 7-4)	-	-	2.2	5	4	1	1	2	0	5.28	63
4/26	at #4 Vanderbilt (L, 2-5)	-	-	0.1	0	0	0	0	0	0	5.22	1
4/27	at #4 Vanderbilt (L, 5-9)	-	-	1.1	2	1	1	0	1	0	5.28	19
5/4	ALABAMA (L, 6-7)	-	-	1.2	0	0	0	2	3	0	5.01	31
5/7	UAB (L, 4-6)	-	-	1.0	0	0	0	0	1	0	4.86	15

RYAN WATSON'S CAREER APPEARANCES

*-Starter

2017 - FRESHMAN YEAR												
Date	Opp (Res.)	DEC	QS	IP	H	R	ER	BB	SO	HR	ERA	NP
2/18	GEORGE WASHINGTON (L, 5-9)	-	-	0.2	2	1	1	0	1	0	13.50	10
2/26	HOLY CROSS (W, 13-4)	-	-	1.0	0	0	0	0	2	0	5.40	15
3/3	LIPSCOMB (W, 8-0)	-	-	1.0	0	0	0	2	0	0	3.38	16
3/5	LIPSCOMB (L, 7-8)	-	-	1.1	1	0	0	1	2	0	2.25	29
3/10	PRESBYTERIAN (L, 8-11)	-	-	0.0	1	1	1	0	0	0	4.50	2
3/11	PRESBYTERIAN (W, 7-5)	W	-	1.1	2	0	0	2	1	0	3.38	37
3/14	UAB (W, 4-0)	-	-	2.0	0	0	0	2	0	0	2.45	23
3/17	#5 FLORIDA (W, 14-3)	-	-	2.2	2	1	1	0	2	0	2.70	28
3/21	at Georgia Tech (W, 7-4)	-	-	1.2	0	0	0	1	0	0	2.31	17
3/24	at Georgia (W, 2-1)	-	-	1.0	2	1	1	0	0	0	2.84	-
3/28	vs. Alabama (W, 4-3)	-	-	2.2	1	0	0	2	3	0	2.35	43
4/2	*#6 SOUTH CAROLINA (W, 6-5)	-	-	2.0	4	1	1	0	1	0	2.60	33
4/8	at Texas A&M (L, 3-6)	-	-	1.0	3	1	1	1	0			

SUPERLATIVES AND MISCELLANEOUS NOTES

STARTS BY POSITION			2019 AUBURN & OPPONENT HIGHS			STARTS BY ORDER					
STARTING PITCHER			TEAM BATTING			LEADOFF					
Tanner Burns	13	9-4	Runs in a game	17, vs. UA (5/5)	20, at MSU (3/24)	Judd Ward	40	20-20			
Carson Skipper	8	5-3	Runs in an inning	9, [8th] vs. UA (5/5)	7, [8th] at MSU (3/23)	Will Holland	18	13-5			
Brooks Fuller	8	4-4	Most Hits in a game	21, at MSU (3/24)	21, at MSU (3/24)	2ND SPOT					
Jack Owen	7	4-3	Fewest Hits in a game	2, two times	2, UC (3/1)	Ryan Bliss	18	7-11			
Garrett Wade	7	4-3	Hits in an inning	8, [8th] vs. UA (5/5)	6, three times	Steven Williams	16	12-4			
Richard Fitts	5	1-4	2B in a game	4, five times	8, at MSU (3/24)	Kason Howell	14	5-9			
Elliott Anderson	3	1-2	3B in a game	2, vs. AAMU (2/19)	1, six times	Will Holland	9	8-1			
Kyle Gray	3	1-2	HR in a game	3, three times	4, UCF (2/24)	Rankin Woley	1	1-0			
Bailey Horn	2	2-0	SB in a game	6, vs. UT (3/17)	4, three times	3RD SPOT					
Davis Daniel	1	1-0	LOB in a game	16, vs. ARK (4/5)	18, ARK (4/5)	Edouard Julien	30	16-14			
Ryan Watson	1	1-0	K in a game	13, three times	20, ARK (4/5)	Rankin Woley	14	8-6			
CATCHER			BB in a game	11, two times	13, ARK (4/5)	Conor Davis	9	4-5			
Matt Scheffler	51	29-22	TEAM PITCHING			Steven Williams	5	5-0			
Chase Hall	7	4-3	K in a game	20, vs. ARK (4/5)	13, three times	CLEANUP					
FIRST BASE			BB in a game	13, vs. ARK (4/5)	11, two times	Conor Davis	17	7-10			
Rankin Woley	56	32-24	Pitchers used	7, four times	8, UA (3/26)	Rankin Woley	16	12-4			
Brody Moore	2	1-1	Total Quality Starts	9	18	Edouard Julien	14	8-6			
SECOND BASE			TEAM FIELDING			Will Holland	7	2-5			
Ryan Bliss	56	31-25	Errors in a game	3, three times	4, two times	Matt Scheffler	2	2-0			
Everett Lau	2	2-0	DP turned in a game	3, two times	3, vs. UT (3/16)	Steven Williams	2	2-0			
THIRD BASE			IND. BATTING			5TH SPOT					
Edouard Julien	57	32-25	Hits in a game	4, Holland vs. UTM (3/5)	5, two times	Matt Scheffler	18	5-13			
Ed Johnson	1	1-0	Runs in a game	4, Bliss vs. UGA (5/11)	4, three times	Conor Davis	14	8-6			
SHORTSTOP			2B in a game	2, three times	3, Brenning [UNA] (5/14)	Ryan Bliss	7	6-1			
Will Holland	56	31-25	3B in a game	1, nine times	1, six times	Steven Williams	7	4-3			
Ryan Bliss	2	2-0	HR in a game	2, two times	2, two times	Edouard Julien	4	4-0			
LEFT FIELD			RBI in a game	5, Lau vs. UTM (3/5)	5, four times	Rankin Woley	4	2-2			
Judd Ward	54	30-24	XBH in a game	2, eight times	3, Brenning [UNA] (5/14)	Will Holland	3	3-0			
Conor Davis	2	2-0	SB in a game	2, nine times	2, three times	Judd Ward	1	1-0			
Brody Moore	2	1-1	BB in a game	3, six times	3, six times	6TH SPOT					
CENTER FIELD			HBP in a game	2, four times	2, two times	Rankin Woley	21	9-12			
Kason Howell	55	31-24	K in a game	4, Holland, two times	4, six times	Conor Davis	14	10-4			
Judd Ward	3	2-1	Hitting Streak	10 g, three times	3 g, 38 times	Ryan Bliss	12	8-4			
RIGHT FIELD			Consec. G w/HR	Williams (2/24-3/1)	Five times	Steven Williams	5	2-3			
Steven Williams	56	32-24	IND. PITCHING			Everett Lau	3	3-0			
Devin Warner	2	1-1	K by a starter	15, Burns vs. UC (3/1)	10, two times	Kason Howell	1	1-0			
DESIGNATED HITTER			K by a reliever	8, two times	7, Magwood [JSU] (4/9)	Matt Scheffler	1	0-1			
Conor Davis	52	27-25	BB by a starter	5, Wade vs. UA (3/26)	5, Linginfelter [UT] (3/16)	Judd Ward	1	0-1			
Everett Lau	6	6-0	BB by a reliever	3, 10 times	5, two times	7TH SPOT					
MISCELLANEOUS			IP by a starter	9.0, two times	8.0, Doxakis [TAMU] (4/12)	Kason Howell	21	14-7			
Biggest comeback win	5, two times	IP by a reliever	6.1, Fitts vs. UNA (5/14)	4.2, three times	Ryan Bliss				12	9-3	
Biggest blown lead loss	6, two times	MISCELLANEOUS			Steven Williams				9	3-6	
Largest margin of victory	12, at JSU (4/23)	Biggest comeback win	5, two times	Will Holland				8	2-6		
Largest margin of defeat	13, at MSU (3/23)	Biggest blown lead loss	6, two times	Edouard Julien				4	2-2		
Longest game, Time	5:40, vs. ARK (4/5 - G2)	Largest margin of victory	12, at JSU (4/23)	Everett Lau				2	2-0		
Longest game, Time (9 inn)	4:11, two times	Largest margin of defeat	13, at MSU (3/23)	Matt Scheffler				1	1-0		
Shortest game, Time (9 inn)	2:20, UTSA (3/9 - G1)	Longest game, Time	5:40, vs. ARK (4/5 - G2)	Devin Warner				1	0-1		
Longest game, Innings	15, vs. ARK (4/5 - G2)	Longest game, Time (9 inn)	4:11, two times	8TH SPOT				Judd Ward	14	11-3	
Largest crowd, Home	4,096, vs. GS (2/16)	Shortest game, Time (9 inn)	2:20, UTSA (3/9 - G1)	Steven Williams				12	4-8		
Largest crowd, Road	12,343, at MSU (3/23)	Longest game, Innings	15, vs. ARK (4/5 - G2)	Kason Howell				12	8-4		
Largest crowd, Neutral	7,896 vs. UA at Riverwalk Stadium (3/26)	Largest crowd, Home	4,096, vs. GS (2/16)	Ryan Bliss				5	1-4		
			Largest crowd, Road	12,343, at MSU (3/23)	Edouard Julien				5	2-3	
			Largest crowd, Neutral	7,896 vs. UA at Riverwalk Stadium (3/26)	Will Holland				4	2-2	
									Everett Lau	3	3-0
									Chase Hall	1	1-0
									Matt Scheffler	1	0-1
									Devin Warner	1	1-0
									9TH SPOT		
									Matt Scheffler	28	21-7
									Will Holland	7	1-6
									Kason Howell	7	3-4
									Chase Hall	6	3-3
									Ryan Bliss	4	2-2
									Brody Moore	4	2-2
									Ed Johnson	1	1-0
									Judd Ward	1	0-1

PITCHING NOTES

2019 BULLPEN BY NUMBERS

Total App.....	181
Saves/Opp.....	14/22
IR/IRS.....	174/71
BA Against.....	.253
ERA.....	4.20

SAVES/OPP

Elliott Anderson.....	0/1
Richard Fitts.....	0/1
Brooks Fuller.....	2/3
Cody Greenhill.....	10/14
Blake Schilleci.....	0/1
Carson Skipper.....	2/2

INHERITED RUNNERS/SCORED

Elliott Anderson.....	12/9
Richard Fitts.....	14/8
Brooks Fuller.....	11/4
Peyton Glavine.....	8/2
Kyle Gray.....	8/4
Cody Greenhill.....	17/4
Bailey Horn.....	12/3
Will Morrison.....	28/7
Jack Owen.....	5/2
Blake Schilleci.....	14/7
Carson Skipper.....	9/6
Garrett Wade.....	7/3
Ryan Watson.....	29/12

1ST BATTER FACED/RETIRED

Elliott Anderson.....	22/12
Richard Fitts.....	12/6
Brooks Fuller.....	12/8
Kyle Gray.....	12/11
Cody Greenhill.....	24/16
Peyton Glavine.....	9/6
Bailey Horn.....	13/7
Will Morrison.....	24/17
Jack Owen.....	4/2
Blake Schilleci.....	12/9
Carson Skipper.....	9/5
Garrett Wade.....	8/4
Ryan Watson.....	20/13

RELIEF ERA

Jack Owen.....	0.66
Garrett Wade.....	2.89
Richard Fitts.....	3.03
Elliott Anderson.....	3.13
Cody Greenhill.....	3.24
Brooks Fuller.....	3.94
Kyle Gray.....	3.94
Will Morrison.....	4.56
Bailey Horn.....	5.32
Peyton Glavine.....	5.62
Ryan Watson.....	5.64
Blake Schilleci.....	7.41
Carson Skipper.....	8.56

BP SCORELESS IP (current/long)

Elliott Anderson.....	15.2
Davis Daniel.....	5.2
Richard Fitts.....	11.1
Brooks Fuller.....	5.0
Peyton Glavine.....	4.1
Kyle Gray.....	7.2
Cody Greenhill.....	11.2
Ryan Hoerter.....	2.0
Bailey Horn.....	6.2
Will Morrison.....	7.0
Jack Owen.....	7.1
Blake Schilleci.....	0.1
Carson Skipper.....	3.1
Garrett Wade.....	3.1
Ryan Watson.....	6.1

2019 Auburn Baseball
Team Game-by-Game for Auburn (as of May 25, 2019)
Pitching (All games)

Date	Opponent	ip	h	r	er	bb	so	2b	3b	hr	wp	bk	hbp	dp	ibb	score	w-l	sv	era
Feb 15	GEORGIA SOUTH	9.0	9	2	1	12	2	0	0	0	0	0	0	0	0	11-2	1-0	1	1.00
Feb 16	GEORGIA SOUTH	13.0	12	7	7	3	11	1	0	2	4	0	1	1	1	5-7	1-1	1	3.27
Feb 17	GEORGIA SOUTH	13.0	10	3	1	6	7	1	0	0	1	0	2	1	2	4-3	2-1	1	2.31
Feb 19	ALABAMA A&M	9.0	4	1	0	1	17	2	0	0	0	0	2	0	0	10-1	3-1	1	1.84
Feb 20	ALABAMA A&M	9.0	8	2	0	5	10	2	0	0	1	0	0	1	0	10-2	4-1	1	1.53
Feb 22	at UCF	9.0	5	1	1	4	10	1	0	0	0	0	1	0	0	4-1	5-1	2	1.45
Feb 23	at UCF	8.0	9	6	5	2	9	2	0	0	0	0	0	0	0	1-6	5-2	2	1.93
Feb 24	at UCF	9.0	11	9	9	3	3	1	0	4	0	0	2	2	0	13-9	6-2	2	2.73
Mar 01	CINCINNATI	9.0	2	0	0	0	15	1	0	0	0	0	0	0	0	5-0	7-2	2	2.45
Mar 02	CINCINNATI	9.0	3	0	0	1	11	1	0	0	0	0	0	0	0	5-0	8-2	3	2.23
Mar 02	CINCINNATI	9.0	8	5	4	1	11	3	0	2	1	0	0	0	0	9-5	9-2	4	2.38
Mar 05	UT MARTIN	9.0	10	9	6	5	3	5	0	0	0	0	2	0	0	15-9	10-2	4	2.66
Mar 06	UT MARTIN	9.0	3	0	0	3	15	0	0	0	2	0	1	0	0	2-0	11-2	5	2.47
Mar 08	TEXAS AT SAN AN	9.0	4	0	0	1	10	1	0	0	1	0	0	1	0	6-0	12-2	5	2.30
Mar 09	TEXAS AT SAN AN	9.0	4	0	0	0	7	0	0	0	0	0	0	1	0	5-0	13-2	5	2.15
Mar 09	TEXAS AT SAN AN	9.0	10	3	2	1	12	1	0	0	0	0	1	0	0	8-3	14-2	5	2.15
Mar 12	at South Alabama	9.0	6	2	2	5	16	0	0	2	0	1	0	0	0	6-2	15-2	5	2.14
*Mar 15	TENNESSEE	9.0	4	0	0	2	13	0	0	0	0	0	1	0	0	2-0	16-2	6	2.02
*Mar 16	TENNESSEE	9.0	6	2	2	3	8	0	0	1	0	0	0	0	0	5-2	17-2	6	2.02
*Mar 17	TENNESSEE	9.0	10	3	2	6	2	2	1	1	0	0	0	1	1	5-3	18-2	6	2.02
Mar 19	at UAB	9.0	7	5	4	7	9	2	0	0	0	0	0	0	0	13-5	19-2	6	2.11
*Mar 22	at Mississippi State	9.0	7	5	4	3	7	2	0	0	3	0	2	0	0	6-5	20-2	7	2.20
*Mar 23	at Mississippi State	8.0	20	15	14	8	7	5	0	1	1	0	0	1	0	2-15	20-3	7	2.70
*Mar 24	at Mississippi State	8.0	21	20	18	5	6	8	0	2	0	0	1	0	0	15-20	20-4	7	3.34
Mar 26	vs Alabama	8.0	10	6	5	8	5	3	0	0	1	0	1	1	0	3-6	20-5	7	3.42
*Mar 29	at South Carolina	9.0	4	2	1	3	8	0	0	1	0	0	0	1	0	4-2	21-5	8	3.33
*Mar 30	at South Carolina	8.0	4	4	2	7	8	1	0	1	2	0	0	0	0	0-4	21-6	8	3.29
*Mar 31	at South Carolina	9.0	11	5	5	4	4	2	0	2	1	0	0	1	0	7-5	22-6	9	3.35
Apr 02	GEORGIA TECH	9.0	9	9	9	9	9	3	0	0	3	0	2	0	0	3-9	22-7	9	3.55
*Apr 05	ARKANSAS	9.0	8	3	3	2	13	1	1	1	2	0	0	0	0	6-3	23-7	10	3.53
*Apr 05	ARKANSAS	15.0	14	9	8	11	20	3	1	2	2	0	1	0	2	6-9	23-8	10	3.59
*Apr 06	ARKANSAS	9.0	10	8	8	9	3	2	0	1	0	0	0	0	0	0-8	23-9	10	3.73
Apr 09	JACKSONVILLE ST	9.0	10	11	11	9	6	2	0	0	0	0	0	0	0	6-11	23-10	10	3.94
*Apr 12	at Texas A&M	8.0	8	4	4	1	10	4	0	0	2	0	0	1	0	0-4	23-11	10	3.96
*Apr 13	at Texas A&M	9.0	5	0	0	5	6	0	0	0	2	0	0	2	0	7-0	24-11	11	3.85
*Apr 14	at Texas A&M	8.0	8	4	4	1	8	0	0	1	1	0	0	0	0	1-4	24-12	11	3.86
Apr 16	at Georgia Tech	8.0	14	11	11	10	9	2	0	0	3	0	1	0	1	6-11	24-13	11	4.06
*Apr 18	OLE MISS	9.0	9	4	1	1	9	1	0	0	0	0	1	1	0	7-4	25-13	12	3.98
*Apr 19	OLE MISS	9.0	11	5	5	5	12	0	1	2	0	0	1	1	0	3-5	25-14	12	4.01
*Apr 20	OLE MISS	10.0	8	5	5	3	7	1	0	3	1	0	0	2	0	6-5	26-14	12	4.02
Apr 23	at Jacksonville Stat	9.0	10	2	2	5	13	1	0	1	1	0	1	0	0	14-2	27-14	12	3.97
*Apr 25	at Vanderbilt	8.0	13	12	8	9	10	4	0	1	4	1	1	0	0	6-12	27-15	12	4.08
*Apr 26	at Vanderbilt	8.0	13	5	5	4	6	4	0	1	2	0	0	3	0	2-5	27-16	12	4.11
*Apr 27	at Vanderbilt	8.0	15	9	7	4	8	2	1	1	0	0	1	1	0	5-9	27-17	12	4.18
May 03	ALABAMA	9.0	7	1	1	3	5	1	0	0	1	0	1	3	0	5-1	28-17	12	4.11
*May 04	ALABAMA	9.0	11	7	5	6	8	2	0	0	0	0	1	1	0	6-7	28-18	12	4.13
*May 05	ALABAMA	9.0	14	7	7	3	7	1	0	2	2	0	0	0	0	17-7	29-18	12	4.19
May 07	UAB	9.0	6	6	6	7	8	1	1	0	2	0	2	1	0	4-6	29-19	12	4.23
*May 10	GEORGIA	9.0	14	11	11	2	7	2	0	2	1	0	1	1	0	2-11	29-20	12	4.37
*May 11	GEORGIA	10.0	8	3	3	1	9	1	0	2	1	0	1	2	0	4-3	30-20	12	4.33
*May 11	GEORGIA	9.0	12	10	9	3	6	1	0	2	1	0	0	0	0	8-10	30-21	12	4.42
May 14	NORTH ALABAMA	11.0	12	7	7	6	13	5	0	0	1	0	2	1	0	8-7	31-21	12	4.45
*May 16	at LSU	8.0	10	7	6	0	3	0	0	3	0	0	0	0	0	1-7	31-22	12	4.49
*May 17	at LSU	8.0	9	5	5	2	7	1	0	0	2	0	1	1	0	1-5	31-23	12	4.51
*May 18	at LSU	11.0	11	4	3	3	6	3	0	0	1	0	2	1	0	5-4	32-23	13	4.46
May 21	vs Tennessee	9.0	4	3	3	5	13	0	0	1	3	0	1	0	0	5-3	33-23	14	4.44
May 22	vs Vanderbilt	7.1	16	11	10	4	8	4	0	1	2	0	1	2	0	1-11	33-24	14	4.55
May 23	vs LSU	8.1	8	4	3	2	6	1	0	0	1	0	0	0	0	3-4	33-25	14	4.53
Totals		526.2	529	304	265	233	511	102	6	46	59	2	39	36	7	329-304	33-25	14	4.53

AUBURN STARTING PITCHER BREAKDOWN

Starter	GS	Quality Starts	Run Support	RS/Start	Auburn Record
T. Burns	13	6	28	2.2	9-4
B. Fuller	8	1	11	1.4	4-4
C. Skipper	8	0	24	3.0	5-3
J. Owen	7	2	14	2.0	4-3
G. Wade	7	0	16	2.3	4-3
R. Fitts	5	0	4	0.8	1-4
E. Anderson	3	0	7	1.8	1-2
K. Gray	3	0	1	0.3	1-2
B. Horn	2	0	3	1.5	2-0
D. Daniel	1	0	5	5.0	1-0
R. Watson	1	0	5	5.0	1-0

Auburn Overall Rankings			Auburn SEC-Only Rankings		
Category	Rank	No.	Category	Rank	No.
ERA	10th	4.53	ERA	10th	5.20
Opp BA	12th	.261	Opp BA	11th	.284
Hits Allowed	12th	529	Hits Allowed	12th	305
Walks	11th	233	Walks	13th	119
Strikeouts	11th	511	Strikeouts	11th	233

AUBURN PITCHING BREAKDOWN

STARTERS											RELIEVERS										
W-L	ERA	IP	H	R	ER	BB	K	HR	AVG		W-L	ERA	IP	H	R	ER	BB	K	HR	AVG	
12-15	4.97	224.2	240	147	124	95	245	21	.271		HOME	22-10	3.65	306.0	270	143	124	119	306	23	.235

HITTING NOTES

2019 MULTI-HIT GAMES

	2	3	4	5+	Total
Conor Davis	14	4	-	-	18
Ryan Bliss	14	3	-	-	17
Judd Ward	12	5	-	-	17
Rankin Woley	13	3	-	-	16
Steven Williams	12	2	-	-	14
Kason Howell	11	2	-	-	13
Edouard Julien	11	2	-	-	13
Will Holland	7	4	1	-	12
Matt Scheffler	11	1	-	-	12
Everett Lau	1	1	-	-	2
Brody Moore	1	1	-	-	2
Devin Warner	-	1	-	-	1

CAREER MULTI-HIT GAMES

	2	3	4	5+	Total
Conor Davis	36	8	-	-	44
Will Holland	27	11	2	-	40
Steven Williams	19	8	3	-	30
Edouard Julien	23	6	-	-	29
Judd Ward	17	5	-	-	22
Ryan Bliss	14	3	-	-	17
Rankin Woley	13	3	-	-	16
Kason Howell	11	2	-	-	13
Matt Scheffler	11	1	-	-	12
Everett Lau	1	1	-	-	2
Brody Moore	1	1	-	-	2
Devin Warner	-	1	-	-	1

2019 MULTI-RBI GAMES

	2	3	4	5+	Total
Edouard Julien	10	5	1	-	16
Ryan Bliss	8	1	1	-	10
Rankin Woley	7	3	-	-	10
Conor Davis	4	1	2	-	7
Will Holland	6	1	-	-	7
Judd Ward	3	2	1	-	6
Steven Williams	2	3	-	-	5
Matt Scheffler	2	1	-	-	3
Kason Howell	1	1	-	-	2
Everett Lau	-	-	-	1	1
Devin Warner	-	1	-	-	1
Chase Hall	1	-	-	-	1

CAREER MULTI-RBI GAMES

	2	3	4	5+	Total
Edouard Julien	15	12	7	-	34
Conor Davis	15	5	4	1	25
Will Holland	16	8	2	-	26
Steven Williams	9	7	2	1	19
Ryan Bliss	8	1	1	-	10
Rankin Woley	7	3	-	-	10
Judd Ward	5	2	1	-	8
Matt Scheffler	2	1	-	-	3
Kason Howell	1	1	-	-	2
Chase Hall	1	-	-	-	1
Everett Lau	-	-	-	1	1
Devin Warner	-	1	-	-	1

CAREER STARTS

	Career	Consec.
Will Holland	162	28
Conor Davis	139	43
Steven Williams	121	-
Edouard Julien	116	54
Judd Ward	78	45
Ryan Bliss	58	58
Rankin Woley	56	11
Kason Howell	55	6
Matt Scheffler	51	1
Everett Lau	8	-
Chase Hall	7	1
Brody Moore	4	2
Devin Warner	2	1
Ed Johnson	1	-

TEAM NOTES

Auburn Overall SEC Rankings			Auburn SEC-Only Rankings		
Category	Rank	No.	Category	Rank	No.
Avg.	11th	.260	Avg.	9th	.244
Hits	8th	517	Hits	9th	251
2B	T-7th	98	2B	T-5th	46
HR	13th	41	HR	10th	21
BB	9th	246	BB	T-9th	99

2019 AUBURN HOME RUNS

No.	Player (#)	Opponent (Date)	On	Outs	Inn.	Pitcher
1	Edouard Julien (1)	Georgia Southern (2/17)	0	0	7th	Edwards (R)
2	Edouard Julien (2)	Alabama A&M (2/20)	0	0	5th	Mendoza (L)
3	Judd Ward (1)	Alabama A&M (2/20)	0	0	8th	Figueroa (R)
4	Edouard Julien (3)	Alabama A&M (2/20)	1	2	8th	Figueroa (R)
5	Edouard Julien (4)	at UCF (2/22)	1	0	2nd	Schuermann (L)
6	Conor Davis (1)	at UCF (2/24)	1	0	2nd	Spicer (R)
7	Steven Williams (1)	at UCF (2/24)	1	1	3rd	Spicer (R)
8	Rankin Woley (1)	at UCF (2/24)	0	2	4th	Sinclair (R)
9	Steven Williams (2)	Cincinnati (3/1)	1	1	7th	Shawver (L)
10	Ryan Bliss (1)	Cincinnati (3/2)	0	2	3rd	Batcho (L)
11	Edouard Julien (5)	UT Martin (3/5)	0	1	4th	Cannon (R)
12	Everett Lau (1)	UT Martin (3/5)	2	1	7th	O'Doherty (R)
13	Conor Davis (2)	UT Martin (3/6)	0	2	4th	Bullington (R)
14	Matt Scheffler (1)	UTSA (3/9)	0	2	5th	Foust (R)
15	Conor Davis (3)	at UAB (3/19)	3	2	5th	Wesson (R)
16	Steven Williams (3)	at Mississippi State (3/22)	0	1	6th	Small (L)
17	Rankin Woley (2)	at Mississippi State (3/22)	0	1	6th	Small (L)
18	Steven Williams (4)	at Mississippi State (3/24)	1	0	4th	Price (R)
19	Judd Ward (2)	at Mississippi State (3/24)	2	1	7th	Gordon (R)
20	Will Holland (1)	at South Carolina	1	1	2nd	Shook (R)
21	Edouard Julien (6)	at South Carolina	2	2	2nd	Tringali (R)
22	Will Holland (2)	Arkansas (4/5)	1	0	5th	Noland (R)
23	Edouard Julien (7)	Jacksonville State (4/9)	1	1	1st	Williamham (R)
24	Conor Davis (4)	at Texas A&M (4/13)	1	1	1st	Lacy (L)
25	Edouard Julien (8)	Ole Miss (4/18)	0	2	7th	Myers (R)
26	Conor Davis (5)	Ole Miss (4/19)	0	0	2nd	Nikhazy (L)
27	Will Holland (3)	Ole Miss (4/19)	0	2	4th	Nikhazy (L)
28	Conor Davis (6)	Ole Miss (4/19)	0	0	6th	Nikhazy (L)
29	Will Holland (4)	at Vanderbilt (4/25)	0	2	6th	Hickman (R)
30	Rankin Woley (3)	at Vanderbilt (4/27)	2	0	8th	Eder (L)
31	Steven Williams (5)	Alabama (5/5)	2	1	8th	Vainer (R)
32	Will Holland (5)	Alabama (5/5)	1	1	8th	Freeman (R)
33	Judd Ward (3)	Georgia (5/10)	0	2	5th	Locey (R)
34	Will Holland (6)	Georgia (5/11)	0	1	2nd	Hancock (R)
35	Steven Williams (6)	North Alabama (5/14)	2	2	2nd	Mancour (L)
36	Will Holland (7)	North Alabama (5/14)	0	2	5th	Stillman (R)
37	Will Holland (8)	at LSU (5/17)	0	0	5th	Marceaux (R)
38	Ryan Bliss (2)	at LSU (5/18)	0	1	6th	Peterson (R)
39	Matt Scheffler (2)	at LSU (5/18)	1	1	9th	Hess (R)
40	Judd Ward (4)	vs. Tennessee (5/21)	1	1	7th	Sewell (R)
41	Will Holland (9)	vs. Vanderbilt (5/22)	0	2	4th	Hickman (R)

AUBURN CAREER HOME RUN BREAKDOWN

	1R	2R	3R	GS	Career	Home	Road	Last
Bliss	2	--	--	--	2	1	1	5/18/19
Davis	3	2	3	1	9	6	3	4/19/19
Holland	15	8	1	--	24	14	10	5/22/19
Julien	7	6	9	3	25	14	11	4/18/19
Lau	--	--	1	--	1	1	--	3/5/19
Scheffler	1	1	--	--	2	1	1	5/18/19
Ward	2	1	1	0	4	2	2	5/21/19
Williams	6	6	5	1	18	10	8	5/14/19
Woley	2	--	1	--	3	--	3	4/27/19

HITTING STREAKS

	Current	'19	Career
Ryan Bliss	-	10	10
Conor Davis	1	10	11
Matt Scheffler	3	10	10
Judd Ward	1	7	7
Edouard Julien	1	6	6
Will Holland	-	5	8
Kason Howell	1	5	5
Steven Williams	-	5	6
Rankin Woley	-	5	5
Ed Johnson	-	2	2
Everett Lau	-	2	2
Brody Moore	-	2	2
Chase Hall	-	2	2
Brett Olson	1	1	1
Devin Warner	1	1	1

REACHED BASE STREAKS

	Current	'19	Career
Steven Williams	1	19	25
Judd Ward	1	18	18
Conor Davis	2	17	19
Kason Howell	3	17	17
Rankin Woley	-	17	17
Matt Scheffler	3	13	13
Edouard Julien	3	11	14
Ryan Bliss	4	10	10
Will Holland	-	9	18
Everett Lau	-	5	5
Chase Hall	-	3	3
Ed Johnson	-	3	3
Brody Moore	-	2	2
Brett Olson	2	2	2
Devin Warner	1	1	1

BUNT HITS

Player	No.
Judd Ward	5
Ryan Bliss	3
Matt Scheffler	2
Kason Howell	1
Edouard Julien	1
TOTAL	12

SAC BUNTS

Player	No.
Judd Ward	6
Kason Howell	4
Steven Williams	4
Matt Scheffler	4
Will Holland	3
Ryan Bliss	2
TOTAL	23

SAC FLIES

Player	No.
Ryan Bliss	7
Kason Howell	5
Edouard Julien	5
Steven Williams	3
Rankin Woley	3
Matt Scheffler	2
Judd Ward	1
TOTAL	26

OUTFIELD ASSISTS

Player	No.
Judd Ward	7
Steven Williams	3
Kason Howell	2
Brody Moore	1
TOTAL	13

PINCH HITS

Player	No.
Ed Johnson	1
Everett Lau	1
Brody Moore	1
TOTAL	3

AUBURN 2019 GAME-BY-GAME STARTING LINEUPS

DATE	OPP	1	2	3	4	5	6	7	8	9	SP
2/15	Georgia Southern	Ward	Holland	Williams	Woley	Julien	Davis	Bliss	Howell	Scheffler	Daniel
2/16	Georgia Southern	Holland	Williams	Woley	Julien	Davis	Bliss	Howell	Scheffler	Ward	Burns
2/17	Georgia Southern	Ward	Holland	Williams	Woley	Julien	Davis	Bliss	Howell	Hall	Gray
2/19	Alabama A&M	Ward	Holland	Williams	Woley	Bliss	Howell	Lau	Hall	Johnson	Skipper
2/20	Alabama A&M	Ward	Woley	Williams	Davis	Julien	Bliss	Howell	Lau	Scheffler	Fuller
2/22	at UCF	Ward	Holland	Williams	Woley	Julien	Davis	Bliss	Howell	Scheffler	Burns
2/23	at UCF	Ward	Holland	Julien	Woley	Williams	Davis	Bliss	Howell	Hall	Gray
2/24	at UCF	Ward	Holland	Julien	Woley	Williams	Davis	Bliss	Howell	Scheffler	Horn
3/1	Cincinnati	Ward	Holland	Julien	Woley	Williams	Davis	Bliss	Howell	Scheffler	Burns
3/2	Cincinnati	Ward	Holland	Julien	Williams	Woley	Davis	Bliss	Howell	Scheffler	Owen
3/3	Cincinnati	Ward	Holland	Julien	Woley	Williams	Davis	Bliss	Howell	Scheffler	Skipper
3/5	UT Martin	Holland	Williams	Julien	Woley	Bliss	Lau	Howell	Ward	Scheffler	Horn
3/6	UT Martin	Holland	Williams	Julien	Woley	Bliss	Davis	Howell	Lau	Scheffler	Wade
3/8	UTSA	Holland	Williams	Julien	Woley	Bliss	Davis	Howell	Ward	Scheffler	Burns
3/9	UTSA	Holland	Williams	Julien	Woley	Bliss	Lau	Howell	Ward	Scheffler	Owen
3/10	UTSA	Holland	Williams	Julien	Woley	Bliss	Davis	Howell	Ward	Hall	Skipper
3/12	at South Alabama	Holland	Williams	Woley	Julien	Davis	Bliss	Howell	Ward	Scheffler	Wade
3/15	Tennessee*	Holland	Williams	Woley	Julien	Davis	Bliss	Howell	Ward	Scheffler	Burns
3/16	Tennessee*	Holland	Williams	Woley	Julien	Davis	Bliss	Howell	Ward	Scheffler	Owen
3/17	Tennessee*	Holland	Williams	Woley	Julien	Davis	Bliss	Howell	Ward	Scheffler	Skipper
3/19	at UAB	Holland	Williams	Woley	Julien	Davis	Bliss	Howell	Ward	Scheffler	Wade
3/22	at Mississippi State*	Holland	Williams	Woley	Julien	Davis	Bliss	Howell	Ward	Scheffler	Burns
3/23	at Mississippi State*	Holland	Williams	Woley	Julien	Davis	Bliss	Howell	Ward	Scheffler	Skipper
3/24	at Mississippi State*	Holland	Williams	Woley	Julien	Davis	Bliss	Howell	Ward	Scheffler	Anderson
3/26	vs. Alabama%	Holland	Williams	Woley	Julien	Davis	Bliss	Howell	Ward	Scheffler	Wade
3/29	at South Carolina*	Holland	Williams	Woley	Julien	Davis	Bliss	Howell	Ward	Scheffler	Burns
3/30	at South Carolina*	Ward	Howell	Julien	Woley	Williams	Davis	Holland	Bliss	Scheffler	Fuller
3/31	at South Carolina*	Ward	Howell	Julien	Woley	Williams	Davis	Holland	Bliss	Scheffler	Skipper
4/2	Georgia Tech	Ward	Howell	Julien	Woley	Williams	Davis	Holland	Bliss	Scheffler	Wade
4/4	Arkansas*	Ward	Howell	Woley	Julien	Davis	Williams	Bliss	Lau	Scheffler	Burns
4/5	Arkansas*	Ward	Howell	Woley	Julien	Davis	Williams	Holland	Bliss	Scheffler	Fuller
4/6	Arkansas*	Ward	Howell	Woley	Julien	Davis	Williams	Holland	Bliss	Hall	Fitts
4/9	Jacksonville State	Ward	Howell	Julien	Davis	Bliss	Scheffler	Williams	Holland	Moore	Wade
4/12	at Texas A&M*	Holland	Howell	Julien	Davis	Woley	Ward	Bliss	Williams	Scheffler	Burns
4/13	at Texas A&M*	Holland	Howell	Julien	Davis	Ward	Woley	Bliss	Williams	Scheffler	Fuller
4/14	at Texas A&M*	Ward	Howell	Julien	Davis	Scheffler	Woley	Bliss	Williams	Holland	Fitts
4/16	at Georgia Tech	Ward	Howell	Julien	Davis	Scheffler	Woley	Holland	Williams	Bliss	Skipper
4/18	Ole Miss*	Ward	Howell	Julien	Davis	Scheffler	Woley	Holland	Williams	Bliss	Wade
4/19	Ole Miss*	Ward	Howell	Julien	Woley	Scheffler	Davis	Williams	Holland	Bliss	Burns
4/20	Ole Miss*	Ward	Howell	Julien	Davis	Williams	Woley	Scheffler	Holland	Bliss	Fuller
4/23	at Jacksonville State	Ward	Bliss	Julien	Davis	Holland	Woley	Lau	Warner	Hall	Watson
4/25	at Vanderbilt*	Ward	Bliss	Julien	Davis	Scheffler	Woley	Howell	Williams	Holland	Burns
4/26	at Vanderbilt*	Ward	Bliss	Julien	Davis	Scheffler	Woley	Howell	Williams	Holland	Fitts
4/27	at Vanderbilt*	Ward	Bliss	Julien	Davis	Scheffler	Woley	Howell	Williams	Holland	Fuller
5/3	Alabama*	Ward	Bliss	Julien	Davis	Scheffler	Woley	Williams	Howell	Holland	Owen
5/4	Alabama*	Ward	Bliss	Julien	Davis	Scheffler	Woley	Williams	Howell	Holland	Fuller
5/5	Alabama*	Ward	Bliss	Julien	Davis	Scheffler	Williams	Howell	Holland	Moore	Fitts
5/7	UAB	Ward	Bliss	Julien	Davis	Scheffler	Woley	Williams	Howell	Holland	Skipper
5/10	Georgia*	Ward	Bliss	Julien	Davis	Scheffler	Woley	Holland	Williams	Howell	Owen
5/11	Georgia*	Ward	Bliss	Davis	Scheffler	Holland	Woley	Julien	Williams	Howell	Burns
5/12	Georgia*	Ward	Bliss	Davis	Holland	Scheffler	Woley	Julien	Williams	Moore	Fitts
5/14	North Alabama*	Ward	Bliss	Davis	Scheffler	Holland	Woley	Julien	Williams	Moore	Fuller
5/16	at LSU*	Ward	Bliss	Davis	Holland	Scheffler	Woley	Williams	Julien	Howell	Anderson
5/17	at LSU*	Ward	Bliss	Davis	Holland	Scheffler	Woley	Williams	Julien	Howell	Owen
5/18	at LSU*	Ward	Bliss	Davis	Holland	Scheffler	Woley	Williams	Julien	Howell	Burns
5/21	vs. Tennessee^	Ward	Bliss	Davis	Holland	Scheffler	Woley	Williams	Julien	Howell	Anderson
5/22	vs. Vanderbilt^	Ward	Bliss	Davis	Holland	Woley	Williams	Julien	Howell	Hall	Gray
5/23	vs. LSU^	Ward	Bliss	Davis	Holland	Scheffler	Woley	Warner	Julien	Howell	Owen

* - SEC Game

% - MAX Capital City Classic (Montgomery, Ala.)

^ - SEC Tournament (Hoover, Ala.)

AUBURN 2019 GAME-BY-GAME STARTERS

DATE	OPP	SP	C	1B	2B	3B	SS	LF	CF	RF	DH
2/15	Georgia Southern	Daniel	Scheffler	Woley	Bliss	Julien	Holland	Ward	Howell	Williams	Davis
2/16	Georgia Southern	Burns	Scheffler	Woley	Bliss	Julien	Holland	Ward	Howell	Williams	Davis
2/17	Georgia Southern	Gray	Hall	Woley	Bliss	Julien	Holland	Ward	Howell	Williams	Davis
2/19	Alabama A&M	Skipper	Hall	Woley	Bliss	Johnson	Holland	Ward	Howell	Williams	Lau
2/20	Alabama A&M	Fuller	Scheffler	Woley	Lau	Julien	Bliss	Ward	Howell	Williams	Davis
2/22	at UCF	Burns	Scheffler	Woley	Bliss	Julien	Holland	Ward	Howell	Williams	Davis
2/23	at UCF	Gray	Hall	Woley	Bliss	Julien	Holland	Ward	Howell	Williams	Davis
2/24	at UCF	Horn	Scheffler	Woley	Bliss	Julien	Holland	Ward	Howell	Williams	Davis
3/1	Cincinnati	Burns	Scheffler	Woley	Bliss	Julien	Holland	Ward	Howell	Williams	Lau
3/2	Cincinnati	Owens	Scheffler	Woley	Bliss	Julien	Holland	Ward	Howell	Williams	Davis
3/3	Cincinnati	Skipper	Scheffler	Woley	Bliss	Julien	Holland	Ward	Howell	Williams	Davis
3/5	UT Martin	Horn	Scheffler	Woley	Bliss	Julien	Holland	Ward	Howell	Williams	Lau
3/6	UT Martin	Wade	Scheffler	Woley	Bliss	Julien	Holland	Davis	Howell	Williams	Lau
3/8	UTSA	Burns	Scheffler	Woley	Bliss	Julien	Holland	Ward	Howell	Williams	Davis
3/9	UTSA	Owen	Scheffler	Woley	Bliss	Julien	Holland	Ward	Howell	Williams	Lau
3/10	UTSA	Skipper	Hall	Woley	Bliss	Julien	Holland	Ward	Howell	Williams	Davis
3/12	at South Alabama	Wade	Scheffler	Woley	Bliss	Julien	Holland	Ward	Howell	Williams	Davis
3/15	Tennessee*	Burns	Scheffler	Woley	Bliss	Julien	Holland	Ward	Howell	Williams	Davis
3/16	Tennessee*	Owen	Scheffler	Woley	Bliss	Julien	Holland	Ward	Howell	Williams	Davis
3/17	Tennessee*	Skipper	Scheffler	Woley	Bliss	Julien	Holland	Ward	Howell	Williams	Davis
3/19	at UAB	Wade	Scheffler	Woley	Bliss	Julien	Holland	Ward	Howell	Williams	Davis
3/22	at Mississippi State*	Burns	Scheffler	Woley	Bliss	Julien	Holland	Ward	Howell	Williams	Davis
3/23	at Mississippi State*	Skipper	Scheffler	Woley	Bliss	Julien	Holland	Ward	Howell	Williams	Davis
3/24	at Mississippi State*	Anderson	Scheffler	Woley	Bliss	Julien	Holland	Ward	Howell	Williams	Davis
3/26	vs. Alabama%	Wade	Scheffler	Woley	Bliss	Julien	Holland	Ward	Howell	Williams	Davis
3/29	at South Carolina*	Burns	Scheffler	Woley	Bliss	Julien	Holland	Ward	Howell	Williams	Davis
3/30	at South Carolina*	Fuller	Scheffler	Woley	Bliss	Julien	Holland	Ward	Howell	Williams	Davis
3/31	at South Carolina*	Skipper	Scheffler	Woley	Bliss	Julien	Holland	Ward	Howell	Williams	Davis
4/2	Georgia Tech	Wade	Scheffler	Woley	Bliss	Julien	Holland	Ward	Howell	Williams	Davis
4/4	Arkansas*	Burns	Scheffler	Woley	Lau	Julien	Bliss	Ward	Howell	Williams	Davis
4/5	Arkansas*	Fuller	Scheffler	Woley	Bliss	Julien	Holland	Ward	Howell	Williams	Davis
4/6	Arkansas*	Fitts	Hall	Woley	Bliss	Julien	Holland	Ward	Howell	Williams	Davis
4/9	Jacksonville State	Wade	Scheffler	Moore	Bliss	Julien	Holland	Ward	Howell	Williams	Davis
4/12	at Texas A&M*	Burns	Scheffler	Woley	Bliss	Julien	Holland	Ward	Howell	Williams	Davis
4/13	at Texas A&M*	Fuller	Scheffler	Woley	Bliss	Julien	Holland	Ward	Howell	Williams	Davis
4/14	at Texas A&M*	Fitts	Scheffler	Woley	Bliss	Julien	Holland	Ward	Howell	Williams	Davis
4/16	at Georgia Tech	Skipper	Scheffler	Woley	Bliss	Julien	Holland	Ward	Howell	Williams	Davis
4/18	Ole Miss*	Wade	Scheffler	Woley	Bliss	Julien	Holland	Ward	Howell	Williams	Davis
4/19	Ole Miss*	Burns	Scheffler	Woley	Bliss	Julien	Holland	Ward	Howell	Williams	Davis
4/20	Ole Miss*	Fuller	Scheffler	Woley	Bliss	Julien	Holland	Ward	Howell	Williams	Davis
4/23	at Jacksonville State	Watson	Hall	Woley	Bliss	Julien	Holland	Davis	Ward	Warner	Lau
4/25	at Vanderbilt*	Burns	Scheffler	Woley	Bliss	Julien	Holland	Ward	Howell	Williams	Davis
4/26	at Vanderbilt*	Fitts	Scheffler	Woley	Bliss	Julien	Holland	Ward	Howell	Williams	Davis
4/27	at Vanderbilt*	Fuller	Scheffler	Woley	Bliss	Julien	Holland	Ward	Howell	Williams	Davis
5/3	Alabama*	Owen	Scheffler	Woley	Bliss	Julien	Holland	Ward	Howell	Williams	Davis
5/4	Alabama*	Fuller	Scheffler	Woley	Bliss	Julien	Holland	Ward	Howell	Williams	Davis
5/5	Alabama*	Fitts	Scheffler	Moore	Bliss	Julien	Holland	Ward	Howell	Williams	Davis
5/7	UAB	Skipper	Scheffler	Woley	Bliss	Julien	Holland	Ward	Howell	Williams	Davis
5/10	Georgia*	Owen	Scheffler	Woley	Bliss	Julien	Holland	Ward	Howell	Williams	Davis
5/11	Georgia*	Burns	Scheffler	Woley	Bliss	Julien	Holland	Ward	Howell	Williams	Davis
5/12	Georgia*	Fitts	Scheffler	Woley	Bliss	Julien	Holland	Moore	Ward	Williams	Davis
5/14	North Alabama*	Fuller	Scheffler	Woley	Bliss	Julien	Holland	Moore	Ward	Williams	Davis
5/16	at LSU*	Anderson	Scheffler	Woley	Bliss	Julien	Holland	Ward	Howell	Williams	Davis
5/17	at LSU*	Owen	Scheffler	Woley	Bliss	Julien	Holland	Ward	Howell	Williams	Davis
5/18	at LSU*	Burns	Scheffler	Woley	Bliss	Julien	Holland	Ward	Howell	Williams	Davis
5/21	vs. Tennessee^	Anderson	Scheffler	Woley	Bliss	Julien	Holland	Ward	Howell	Williams	Davis
5/22	vs. Vanderbilt^	Gray	Hall	Woley	Bliss	Julien	Holland	Ward	Howell	Williams	Davis
5/23	vs. LSU^	Owen	Scheffler	Woley	Bliss	Julien	Holland	Ward	Howell	Warner	Davis

* - SEC Game

% - MAX Capital City Classic (Montgomery, Ala.)

^ - SEC Tournament (Hoover, Ala.)

OVERALL STATS



**2019 Auburn Baseball
Overall Statistics for Auburn (as of May 27, 2019)
(All games Sorted by Batting avg)**



Record: 33-25 Home: 22-10 Away: 10-12 Neutral: 1-3 SEC: 14-16

Player	avg	gp-gs	ab	r	h	2b	3b	hr	rbi	tb	slg%	bb	hp	so	gdp	ob%	sf	sh	sb-att	po	a	e	fld%	
24 Davis, Conor	.290	55-54	217	30	63	10	1	6	32	93	.429	17	3	57	4	.350	0	0	2-2	4	0	0	1.000	
1 Ward, Judd	.281	58-57	221	37	62	11	2	4	30	89	.403	33	7	48	0	.389	1	6	5-7	117	7	5	.961	
6 Scheffler, Matt	.274	53-51	186	30	51	11	0	2	25	68	.366	16	6	19	2	.348	2	4	5-6	435	47	6	.988	
4 Woley, Rankin	.271	56-56	221	29	60	15	1	3	36	86	.389	17	5	56	7	.333	3	0	2-2	445	37	2	.996	
9 Bliss, Ryan	.268	58-58	213	41	57	10	1	2	32	75	.352	33	2	40	5	.361	7	2	10-12	92	153	5	.980	
16 Howell, Kason	.256	55-55	195	25	50	8	0	0	26	58	.297	20	6	46	2	.336	5	4	13-15	147	2	3	.980	
17 Holland, Will	.240	56-56	204	41	49	9	0	9	28	85	.417	29	12	55	4	.367	0	3	14-17	59	140	11	.948	
10 Julien, Edouard	.236	57-57	208	42	49	14	1	8	48	89	.428	39	7	69	2	.367	5	0	3-5	29	73	10	.911	
41 Williams, Steven	.227	57-56	203	33	46	6	2	6	23	74	.365	33	3	52	2	.339	3	4	3-3	105	3	3	.973	

38 Olson, Brett	1.000	2-0	1	0	1	0	0	0	0	1	1.000	1	0	0	0	1.000	0	0	0-0	1	0	0	1.000	
19 Moore, Brody	.333	13-4	27	6	9	1	1	0	4	12	.444	2	0	5	2	.379	0	0	0-1	26	6	0	1.000	
7 Johnson, Ed	.286	6-1	7	0	2	0	0	0	0	2	.286	1	0	2	0	.375	0	0	0-0	4	1	1	.833	
3 Warner, Devin	.267	10-2	15	1	4	0	0	0	3	4	.267	0	1	5	0	.313	0	0	0-0	6	0	0	1.000	
2 Lau, Everett	.250	19-8	40	7	10	2	0	1	8	15	.375	4	1	12	2	.333	0	0	1-1	5	4	0	1.000	
11 Hall, Chase	.160	13-7	25	2	4	1	0	0	3	5	.200	1	2	9	2	.250	0	0	0-0	69	3	2	.973	
5 Eaton, Jarrett	.000	11-0	3	4	0	0	0	0	0	0	.000	0	0	1	0	.000	0	0	1-1	4	0	0	1.000	
21 Henderson, Jackson	.000	4-0	2	1	0	0	0	0	0	0	.000	0	0	2	0	.000	0	0	0-0	1	0	0	1.000	
Totals	.260	58	1988	329	517	98	9	41	298	756	.380	246	55	478	34	.353	26	23	59-72	1580	552	58	.974	
Opponents	.261	58	2028	304	529	102	6	46	271	781	.385	233	39	511	27	.346	18	26	64-80	1559	567	67	.969	

LOB - Team (450), Opp (460). DPs turned - Team (36), Opp (40). IBB - Team (13), Julien, E. 5, Williams, S. 4, Howell, K. 2, Holland, W. 1, Bliss, R. 1, Opp (7). Picked off - Howell, K. 2, Scheffler, M 2, Holland, W. 1, Ward, J. 1.

(All games Sorted by Earned run avg)

Player	era	w-l	app	gs	cg	sho	sv	ip	h	r	er	bb	so	2b	3b	hr	b/avg	wp	hp	bks	sfa	sha		
44 Owen, Jack	2.29	4-2	11	7	1	1/1	0	55.0	44	15	14	9	51	6	0	2	.220	2	2	0	1	3		
32 Burns, Tanner	2.80	4-3	13	13	1	1/2	0	74.0	57	27	23	20	95	14	1	6	.210	9	4	0	3	1		
20 Greenhill, Cody	3.24	2-3	24	0	0	0/3	10	50.0	45	23	18	13	38	9	1	2	.239	4	8	0	3	1		
14 Anderson, Elliott	4.15	5-2	25	3	0	0/2	0	56.1	58	32	26	25	59	12	0	5	.262	10	1	0	2	4		
18 Fuller, Brooks	4.50	2-2	20	8	0	0/1	2	44.0	39	30	22	35	36	4	1	5	.239	8	3	0	1	4		
43 Fitts, Richard	5.67	3-3	17	5	0	0/0	0	46.0	62	29	29	13	37	13	0	7	.325	4	2	0	0	1		

13 Daniel, Davis	4.50	0-0	1	1	0	0/0	0	2.0	4	2	1	0	4	0	0	0	.364	0	0	0	0	0		
33 Morrison, Will	4.56	0-0	24	0	0	0/1	0	25.2	24	13	13	11	15	7	0	2	.264	2	6	0	2	1		
40 Wade, Garrett	4.86	3-0	15	7	0	0/1	0	33.1	33	23	18	27	41	5	0	1	.260	5	2	1	1	3		
36 Gray, Kyle	4.98	2-4	15	3	0	0/1	0	21.2	21	14	12	16	17	6	0	2	.250	4	5	0	1	2		
37 Watson, Ryan	5.35	1-1	21	1	0	0/1	0	33.2	38	22	20	16	32	7	0	2	.295	2	2	0	3	3		
23 Glavine, Peyton	5.62	1-0	9	0	0	0/0	0	8.0	10	5	5	8	12	1	0	0	.294	1	0	0	0	0		
31 Schilleci, Blake	7.41	0-2	12	0	0	0/0	0	17.0	23	14	14	7	15	5	0	1	.329	3	0	0	1	1		
29 Skipper, Carson	7.46	3-3	17	8	0	0/1	2	35.0	45	33	29	23	38	7	3	5	.306	2	2	1	0	1		
8 Horn, Bailey	7.56	3-0	15	2	0	0/0	0	25.0	26	22	21	10	21	6	0	6	.260	3	2	0	0	1		
Totals	4.53	33-25	58	58	2	7/5	14	526.2	529	304	265	233	511	102	6	46	.261	59	39	2	18	26		
Opponents	5.09	25-33	58	58	0	3/3	8	519.2	517	329	294	246	478	98	9	41	.260	65	55	9	26	23		

PB - Team (12), Scheffler, M 8, Hall, C. 3, Williams, S. 1, Opp (7). Pickoffs - Team (6), Scheffler, M 1, Wade, G. 1, Skipper, C. 1, Anderson, E. 1, Greenhill, C 1, Fuller, B. 1, Opp (6). SBA/ATT - Scheffler, M (56-66), Wade, G. (9-12), Anderson, E. (6-9), Watson, R. (6-9), Hall, C. (8-8), Morrison, W. (6-6), Skipper, C. (5-6), Burns, T. (4-6), Fitts, R. (4-5), Horn, B. (4-5), Fuller, B. (4-5), Owen, J. (4-5), Greenhill, C (4-4), Gray, K. (4-4), Daniel, D. (2-2), Glavine, P. (1-1), Schilleci, B (1-1).

SEC STATS



2019 Auburn Baseball
Conference statistics for Auburn (as of May 18, 2019)
(SEC games only Sorted by Batting avg)



Record: 14-16 Home: 9-6 Away: 5-10 SEC: 14-16

Player	avg	gp-gs	ab	r	h	2b	3b	hr	rbi	tb	slg%	bb	hp	so	gdp	ob%	sf	sh	sb-att	po	a	e	fld%	
9 Bliss, Ryan	.288	30-30	111	24	32	4	0	1	17	39	.351	13	2	17	4	.364	3	1	6-7	55	93	4	.974	
1 Ward, Judd	.286	30-30	119	15	34	7	0	2	14	47	.395	13	2	27	0	.366	0	4	1-1	72	5	3	.963	
24 Davis, Conor	.278	30-30	115	18	32	5	1	3	14	48	.417	11	2	35	2	.352	0	0	1-1	1	0	0	1.000	
6 Scheffler, Matt	.264	29-29	106	15	28	6	0	1	16	37	.349	7	3	10	0	.325	1	2	1-2	221	22	4	.984	
17 Holland, Will	.245	29-29	102	20	25	4	0	7	18	50	.490	11	7	30	2	.358	0	2	5-7	38	79	8	.936	
16 Howell, Kason	.238	29-29	105	11	25	5	0	0	8	30	.286	7	4	29	2	.310	0	2	4-5	81	1	1	.988	
4 Woley, Rankin	.231	29-29	117	9	27	4	0	2	13	37	.316	6	2	28	3	.280	0	0	1-1	231	20	0	1.000	
41 Williams, Steven	.190	30-30	105	12	20	2	1	3	9	33	.314	15	1	32	1	.293	2	2	1-1	57	3	2	.968	
10 Julien, Edouard	.180	30-30	111	16	20	9	1	2	21	37	.333	15	3	42	0	.288	3	0	0-1	19	33	3	.945	

7 Johnson, Ed	1.000	2-0	1	0	1	0	0	0	0	1	1.000	0	0	0	0	1.000	0	0	0-0	1	0	1	.500	
11 Hall, Chase	.250	3-1	4	0	1	0	0	0	0	1	.250	0	0	3	0	.250	0	0	0-0	7	0	0	1.000	
19 Moore, Brody	.235	7-2	17	2	4	0	0	0	1	4	.235	0	0	4	2	.235	0	0	0-1	9	3	0	1.000	
2 Lau, Everett	.200	7-1	10	1	2	0	0	0	0	2	.200	1	0	3	1	.273	0	0	1-1	1	1	0	1.000	
3 Warner, Devin	.000	4-0	4	0	0	0	0	0	0	0	.000	0	0	3	0	.000	0	0	0-0	0	0	0	.000	
5 Eaton, Jarrett	.000	5-0	0	1	0	0	0	0	0	0	.000	0	0	0	0	.000	0	0	1-1	1	0	0	1.000	
Totals	.244	30	1027	144	251	46	3	21	131	366	.356	99	26	263	17	.324	9	13	22-29	810	300	32	.972	
Opponents	.284	30	1074	179	305	54	5	33	165	468	.436	119	16	233	17	.361	11	10	36-46	816	301	31	.973	

LOB - Team (214), Opp (241). DPs turned - Team (24), Opp (20). IBB - Team (6), Williams, S. 3, Julien, E. 1, Howell, K. 1, Bliss, R. 1, Opp (3). Picked off - Scheffler, M 1, Ward, J. 1.

(SEC games only Sorted by Earned run avg)

Player	era	w-l	app	gs	cg	sho	sv	ip	h	r	er	bb	so	2b	3b	hr	b/avg	wp	hp	bks	sfa	sha		
20 Greenhill, Cody	3.28	2-2	16	0	0	0/2	7	35.2	34	16	13	10	30	7	1	2	.248	3	5	0	2	1		
18 Fuller, Brooks	3.82	2-2	11	6	0	0/1	1	33.0	29	17	14	23	30	3	1	4	.238	6	2	0	1	3		
32 Burns, Tanner	3.99	1-3	9	9	0	0/1	0	47.1	46	25	21	16	56	11	1	6	.251	8	3	0	3	1		
44 Owen, Jack	4.81	1-2	6	4	0	0/0	0	24.1	25	13	13	6	17	3	0	2	.266	1	2	0	1	0		
14 Anderson, Elliott	4.98	3-1	16	2	0	0/1	0	34.1	41	25	19	16	29	7	0	4	.293	7	0	0	1	4		
43 Fitts, Richard	7.88	2-3	9	5	0	0/0	0	24.0	38	21	21	6	17	6	0	5	.362	4	0	0	0	0		

33 Morrison, Will	2.45	0-0	10	0	0	0/0	0	11.0	10	3	3	2	6	3	0	1	.263	0	1	0	1	0		
36 Gray, Kyle	2.45	1-0	5	0	0	0/0	0	7.1	5	2	2	5	3	1	0	1	.185	1	1	0	0	0		
40 Wade, Garrett	5.14	0-0	6	1	0	0/0	0	7.0	9	7	4	5	8	2	0	0	.300	1	1	0	1	0		
31 Schilleci, Blake	5.40	0-1	5	0	0	0/0	0	8.1	13	5	5	2	5	3	0	1	.361	0	0	0	0	0		
37 Watson, Ryan	6.00	1-0	11	0	0	0/1	0	15.0	18	11	10	7	16	2	0	0	.316	0	0	0	1	1		
23 Glavine, Peyton	9.00	0-0	3	0	0	0/0	0	2.0	4	2	2	4	2	0	0	0	.400	0	0	0	0	0		
8 Horn, Bailey	9.28	1-0	7	0	0	0/0	0	10.2	12	12	11	5	6	2	0	4	.273	0	1	0	0	0		
29 Skipper, Carson	16.20	0-2	7	3	0	0/0	0	10.0	21	20	18	12	8	4	2	3	.412	1	0	1	0	0		
Totals	5.20	14-16	30	30	0	2/2	8	270.0	305	179	156	119	233	54	5	33	.284	32	16	1	11	10		
Opponents	4.30	16-14	30	30	0	3/3	7	272.0	251	144	130	99	263	46	3	21	.244	23	26	1	9	13		

PB - Team (6), Scheffler, M 5, Hall, C. 1, Opp (5). Pickoffs - Team (3), Wade, G. 1, Fuller, B. 1, Anderson, E. 1, Opp (2). SBA/ATT - Scheffler, M (33-37), Anderson, E. (5-8), Wade, G. (6-7), Watson, R. (3-5), Morrison, W. (5-5), Burns, T. (3-4), Gray, K. (3-3), Greenhill, C (3-3), Hall, C. (3-3), Fuller, B. (2-3), Fitts, R. (1-2), Horn, B. (1-2), Owen, J. (1-1), Schilleci, B (1-1), Skipper, C. (1-1), Glavine, P. (1-1).

HOME GAMES



2019 Auburn Baseball
Overall Statistics for Auburn (as of May 15, 2019)
(Home games Sorted by Batting avg)



Record: 22-10 Home: 22-10 Away: 0-0 SEC: 9-6

Player	avg	gp-gs	ab	r	h	2b	3b	hr	rbi	tb	slg%	bb	hp	so	gdp	ob%	sf	sh	sb-att	po	a	e	fld%	
24 Davis, Conor	.307	29-28	114	17	35	8	0	3	14	52	.456	10	0	28	2	.363	0	0	1-1	3	0	0	1.000	
17 Holland, Will	.303	30-30	109	28	33	5	0	5	17	53	.486	18	5	23	2	.424	0	1	11-13	28	78	6	.946	
6 Scheffler, Matt	.292	29-28	96	18	28	5	0	1	16	36	.375	10	5	10	1	.381	2	4	3-4	264	34	1	.997	
9 Bliss, Ryan	.284	32-32	116	28	33	3	1	1	21	41	.353	20	0	18	2	.371	7	2	9-11	51	86	4	.972	
10 Julien, Edouard	.278	31-31	115	28	32	7	1	6	30	59	.513	20	6	37	0	.403	3	0	2-4	16	45	6	.910	
4 Woley, Rankin	.277	30-30	119	14	33	10	1	0	27	45	.378	8	4	27	4	.338	2	0	1-1	249	28	1	.996	
16 Howell, Kason	.275	30-30	102	14	28	7	0	0	17	35	.343	15	3	29	1	.374	3	3	9-10	82	2	2	.977	
1 Ward, Judd	.248	32-31	117	20	29	6	0	2	9	41	.350	19	6	24	0	.378	1	5	2-4	67	4	1	.986	
41 Williams, Steven	.221	32-32	113	20	25	4	1	3	13	40	.354	20	3	30	1	.348	2	3	0-0	55	3	2	.967	

19 Moore, Brody	.292	9-4	24	3	7	0	1	0	3	9	.375	2	0	4	2	.346	0	0	0-1	25	3	0	1.000	
2 Lau, Everett	.273	15-7	33	5	9	1	0	1	7	13	.394	3	1	8	2	.351	0	0	1-1	5	4	0	1.000	
7 Johnson, Ed	.200	4-1	5	0	1	0	0	0	0	1	.200	1	0	1	0	.333	0	0	0-0	4	1	1	.833	
11 Hall, Chase	.176	7-4	17	0	3	1	0	0	2	4	.235	1	0	4	1	.222	0	0	0-0	40	2	1	.977	
3 Warner, Devin	.000	4-0	4	0	0	0	0	0	0	0	.000	0	0	3	0	.000	0	0	0-0	0	0	0	.000	
5 Eaton, Jarrett	.000	8-0	2	2	0	0	0	0	0	0	.000	0	0	0	0	.000	0	0	1-1	2	0	0	1.000	
21 Henderson, Jackso	.000	3-0	1	1	0	0	0	0	0	0	.000	0	0	1	0	.000	0	0	0-0	1	0	0	1.000	
38 Olson, Brett	.000	1-0	0	0	0	0	0	0	0	0	.000	1	0	0	0	1.000	0	0	0-0	0	0	0	.000	
Totals	.272	32	1087	198	296	57	5	22	176	429	.395	148	33	247	18	.370	20	18	40-51	918	330	31	.976	
Opponents	.235	32	1147	143	270	49	5	23	129	398	.347	119	23	306	13	.318	6	11	36-46	857	322	37	.970	

LOB - Team (251), Opp (245). DPs turned - Team (19), Opp (21). IBB - Team (8), Williams, S. 2, Howell, K. 2, Julien, E. 2, Holland, W. 1, Bliss, R. 1, Opp (6). Picked off - Howell, K. 2, Scheffler, M 2, Ward, J. 1.

(Home games Sorted by Earned run avg)

Player	era	w-l	app	gs	cg	sho	sv	ip	h	r	er	bb	so	2b	3b	hr	b/avg	wp	hp	bk	sfa	sha
20 Greenhill, Cody	1.91	2-1	13	0	0	0/2	4	28.1	21	9	6	8	25	4	0	2	.208	3	5	0	1	0
44 Owen, Jack	2.02	4-1	7	5	1	1/1	0	35.2	25	8	8	6	29	3	0	2	.200	1	1	0	0	2
32 Burns, Tanner	2.03	2-1	7	7	1	1/2	0	44.1	33	10	10	8	62	3	1	4	.206	3	1	0	1	0
14 Anderson, Elliott	3.52	4-1	14	0	0	0/2	0	30.2	28	12	12	11	33	7	0	3	.239	4	0	0	0	0
29 Skipper, Carson	4.50	2-2	10	5	0	0/1	2	26.0	27	16	13	7	31	3	3	3	.262	1	2	0	0	0
18 Fuller, Brooks	4.85	1-0	12	5	0	0/0	1	26.0	21	20	14	22	22	2	1	3	.216	2	2	0	1	3
43 Fitts, Richard	5.70	2-1	9	3	0	0/0	0	23.2	30	15	15	6	19	6	0	3	.313	1	1	0	0	1

23 Glavine, Peyton	0.00	0-0	4	0	0	0/0	0	3.0	3	0	0	3	5	1	0	0	.250	0	0	0	0	0
36 Gray, Kyle	1.93	2-1	8	1	0	0/1	0	14.0	10	5	3	11	11	2	0	0	.196	3	4	0	1	2
33 Morrison, Will	3.60	0-0	12	0	0	0/1	0	15.0	14	6	6	8	11	4	0	1	.259	1	3	0	0	0
40 Wade, Garrett	3.80	2-0	9	4	0	0/1	0	21.1	21	12	9	13	26	4	0	0	.250	5	2	0	1	1
37 Watson, Ryan	4.42	0-1	10	0	0	0/0	0	18.1	15	10	9	6	17	4	0	1	.224	0	0	0	1	1
13 Daniel, Davis	4.50	0-0	1	1	0	0/0	0	2.0	4	2	1	0	4	0	0	0	.364	0	0	0	0	0
8 Horn, Bailey	8.22	1-0	7	1	0	0/0	0	7.2	9	7	7	5	4	3	0	0	.290	1	2	0	0	0
31 Schilleci, Blake	9.90	0-1	7	0	0	0/0	0	10.0	9	11	11	5	7	3	0	1	.237	2	0	0	0	1
Totals	3.65	22-10	32	32	2	6/4	7	306.0	270	143	124	119	306	49	5	23	.235	27	23	0	6	11
Opponents	5.45	10-22	32	32	0	1/1	4	285.2	296	198	173	148	247	57	5	22	.272	50	33	7	20	18

PB - Team (4), Scheffler, M 4, Opp (2). Pickoffs - Team (3), Skipper, C. 1, Scheffler, M 1, Greenhill, C 1, Opp (5). SBA/ATT - Scheffler, M (30-37), Wade, G. (6-7), Burns, T. (4-6), Hall, C. (6-6), Morrison, W. (5-5), Anderson, E. (2-4), Owen, J. (3-4), Skipper, C. (2-3), Gray, K. (3-3), Watson, R. (2-3), Fitts, R. (2-3), Daniel, D. (2-2), Horn, B. (1-2), Fuller, B. (2-2), Greenhill, C (2-2).

AWAY & NEUTRAL GAMES



**2019 Auburn Baseball
Overall Statistics for Auburn (as of May 25, 2019)
(Away & Neutral Sorted by Batting avg)**



Record: 11-15 Home: 0-0 Away: 10-12 Neutral: 1-3 SEC: 5-10

Player	avg	gp-gs	ab	r	h	2b	3b	hr	rbi	tb	slg%	bb	hp	so	gdp	ob%	sf	sh	sb-att	po	a	e	fld%
1 Ward, Judd	.317	26-26	104	17	33	5	2	2	21	48	.462	14	1	24	0	.403	0	1	3-3	50	3	4	.930
24 Davis, Conor	.272	26-26	103	13	28	2	1	3	18	41	.398	7	3	29	2	.336	0	0	1-1	1	0	0	1.000
4 Woley, Rankin	.265	26-26	102	15	27	5	0	3	9	41	.402	9	1	29	3	.327	1	0	1-1	196	9	1	.995
6 Scheffler, Matt	.256	24-23	90	12	23	6	0	1	9	32	.356	6	1	9	1	.309	0	0	2-2	171	13	5	.974
9 Bliss, Ryan	.247	26-26	97	13	24	7	0	1	11	34	.351	13	2	22	3	.348	0	0	1-1	41	67	1	.991
16 Howell, Kason	.237	25-25	93	11	22	1	0	0	9	23	.247	5	3	17	1	.291	2	1	4-5	65	0	1	.985
41 Williams, Steven	.233	25-24	90	13	21	2	1	3	10	34	.378	13	0	22	1	.327	1	1	3-3	50	0	1	.980
10 Julien, Edouard	.183	26-26	93	14	17	7	0	2	18	30	.323	19	1	32	2	.322	2	0	1-1	13	28	4	.911
17 Holland, Will	.168	26-26	95	13	16	4	0	4	11	32	.337	11	7	32	2	.301	0	2	3-4	31	62	5	.949

38 Olson, Brett	1.000	1-0	1	0	1	0	0	0	0	1	1.000	0	0	0	0	1.000	0	0	0-0	1	0	0	1.000
19 Moore, Brody	.667	4-0	3	3	2	1	0	0	1	3	1.000	0	0	1	0	.667	0	0	0-0	1	3	0	1.000
7 Johnson, Ed	.500	2-0	2	0	1	0	0	0	0	1	.500	0	0	1	0	.500	0	0	0-0	0	0	0	.000
3 Warner, Devin	.364	6-2	11	1	4	0	0	0	3	4	.364	0	1	2	0	.417	0	0	0-0	6	0	0	1.000
2 Lau, Everett	.143	4-1	7	2	1	1	0	0	1	2	.286	1	0	4	0	.250	0	0	0-0	0	0	0	.000
11 Hall, Chase	.125	6-3	8	2	1	0	0	0	1	1	.125	0	2	5	1	.300	0	0	0-0	29	1	1	.968
21 Henderson, Jackson	.000	1-0	1	0	0	0	0	0	0	0	.000	0	0	1	0	.000	0	0	0-0	0	0	0	.000
5 Eaton, Jarrett	.000	3-0	1	2	0	0	0	0	0	0	.000	0	0	1	0	.000	0	0	0-0	2	0	0	1.000
Totals	.245	26	901	131	221	41	4	19	122	327	.363	98	22	231	16	.332	6	5	19-21	662	222	27	.970
Opponents	.294	26	881	161	259	53	1	23	142	383	.435	114	16	205	14	.380	12	15	28-34	702	245	30	.969

LOB - Team (199), Opp (215). DPs turned - Team (17), Opp (19). IBB - Team (5), Julien, E. 3, Williams, S. 2, Opp (1). Picked off - Holland, W. 1.

(Away & Neutral Sorted by Earned run avg)

Player	era	w-l	app	gs	cg	sho	sv	ip	h	r	er	bb	so	2b	3b	hr	b/avg	wp	hp	bk	sfa	sha	
44 Owen, Jack	2.79	0-1	4	2	0	0/0	0	19.1	19	7	6	3	22	3	0	0	.253	1	1	0	1	1	
32 Burns, Tanner	3.94	2-2	6	6	0	0/0	0	29.2	24	17	13	12	33	11	0	2	.214	6	3	0	2	1	
18 Fuller, Brooks	4.00	1-2	8	3	0	0/1	1	18.0	18	10	8	13	14	2	0	2	.273	6	1	0	0	1	
14 Anderson, Elliott	4.91	1-1	11	3	0	0/0	0	25.2	30	20	14	14	26	5	0	2	.288	6	1	0	2	4	
20 Greenhill, Cody	4.98	0-2	11	0	0	0/1	6	21.2	24	14	12	5	13	5	1	0	.276	1	3	0	2	1	
43 Fitts, Richard	5.64	1-2	8	2	0	0/0	0	22.1	32	14	14	7	18	7	0	4	.337	3	1	0	0	0	

31 Schilleci, Blake	3.86	0-1	5	0	0	0/0	0	7.0	14	3	3	2	8	2	0	0	.438	1	0	0	1	0	
33 Morrison, Will	5.91	0-0	12	0	0	0/0	0	10.2	10	7	7	3	4	3	0	1	.270	1	3	0	2	1	
37 Watson, Ryan	6.46	1-0	11	1	0	0/1	0	15.1	23	12	11	10	15	3	0	1	.371	2	2	0	2	2	
40 Wade, Garrett	6.75	1-0	6	3	0	0/0	0	12.0	12	11	9	14	15	1	0	1	.279	0	0	1	0	2	
8 Horn, Bailey	7.27	2-0	8	1	0	0/0	0	17.1	17	15	14	5	17	3	0	6	.246	2	0	0	0	1	
23 Glavine, Peyton	9.00	1-0	5	0	0	0/0	0	5.0	7	5	5	5	7	0	0	0	.318	1	0	0	0	0	
36 Gray, Kyle	10.57	0-3	7	2	0	0/0	0	7.2	11	9	9	5	6	4	0	2	.333	1	1	0	0	0	
29 Skipper, Carson	16.00	1-1	7	3	0	0/0	0	9.0	18	17	16	16	7	4	0	2	.409	1	0	1	0	1	
Totals	5.75	11-15	26	26	0	1/1	7	220.2	259	161	141	114	205	53	1	23	.294	32	16	2	12	15	
Opponents	4.65	15-11	26	26	0	2/2	4	234.0	221	131	121	98	231	41	4	19	.245	15	22	2	6	5	

PB - Team (8), Scheffler, M 4, Hall, C. 3, Williams, S. 1, Opp (5). Pickoffs - Team (3), Wade, G. 1, Anderson, E. 1, Fuller, B. 1, Opp (1). SBA/ATT - Scheffler, M (26-29), Watson, R. (4-6), Anderson, E. (4-5), Wade, G. (3-5), Skipper, C. (3-3), Horn, B. (3-3), Fuller, B. (2-3), Fitts, R. (2-2), Greenhill, C (2-2), Hall, C. (2-2), Glavine, P. (1-1), Gray, K. (1-1), Morrison, W. (1-1), Owen, J. (1-1), Schilleci, B (1-1).

LAST FIVE GAMES



**2019 Auburn Baseball
Overall Statistics for Auburn (as of May 24, 2019)
(Last Five Sorted by Batting avg)**



Record: 2-3 Home: 0-0 Away: 1-1 Neutral: 1-2 SEC: 1-1

Player	avg	gp-gs	ab	r	h	2b	3b	hr	rbi	tb	slg%	bb	hp	so	gdp	ob%	sf	sh	sb-att	po	a	e	fld%	
1 Ward, Judd	.273	5-5	22	1	6	1	0	1	4	10	.455	0	0	7	0	.273	0	0	0-0	14	0	0	1.000	
6 Scheffler, Matt	.267	4-4	15	3	4	1	0	1	2	8	.533	1	0	2	0	.313	0	0	0-0	30	4	0	1.000	
4 Woley, Rankin	.222	5-5	18	3	4	1	0	0	0	5	.278	1	0	4	0	.263	0	0	0-0	38	0	1	.974	
24 Davis, Conor	.200	5-5	20	0	4	1	0	0	0	5	.250	1	0	10	1	.238	0	0	0-0	0	0	0	.000	
10 Julien, Edouard	.188	5-5	16	1	3	1	0	0	3	4	.250	1	0	5	1	.235	0	0	0-0	0	5	1	.833	
17 Holland, Will	.167	5-5	18	3	3	1	0	2	3	10	.556	2	0	6	1	.250	0	0	0-0	9	13	1	.957	
9 Bliss, Ryan	.133	5-5	15	2	2	0	0	1	1	5	.333	6	0	2	1	.381	0	0	1-1	8	14	0	1.000	
16 Howell, Kason	.125	5-5	16	2	2	0	0	0	1	2	.125	2	0	5	0	.222	0	0	0-0	14	0	0	1.000	
41 Williams, Steven	.071	5-4	14	0	1	1	0	0	1	2	.143	2	0	4	0	.188	0	0	0-0	7	0	0	1.000	

3 Warner, Devin	.250	2-1	4	0	1	0	0	0	0	1	.250	0	0	1	0	.250	0	0	0-0	5	0	0	1.000	
11 Hall, Chase	.000	1-1	2	0	0	0	0	0	0	0	.000	0	0	2	0	.000	0	0	0-0	6	1	0	1.000	
2 Lau, Everett	.000	1-0	1	0	0	0	0	0	0	0	.000	0	0	1	0	.000	0	0	0-0	0	0	0	.000	
19 Moore, Brody	.000	1-0	1	0	0	0	0	0	0	0	.000	0	0	1	0	.000	0	0	0-0	0	2	0	1.000	
Totals	.185	5	162	15	30	7	0	5	15	52	.321	16	0	50	4	.258	0	0	1-1	131	43	3	.983	
Opponents	.281	5	171	27	48	9	0	2	23	63	.368	16	5	40	4	.354	3	2	3-4	135	40	1	.994	

LOB - Team (28), Opp (39). DPs turned - Team (4), Opp (4). IBB - Team (2), Williams, S. 2.

(Last Five Sorted by Earned run avg)

Player	era	w-l	app	gs	cg	sho	sv	ip	h	r	er	bb	so	2b	3b	hr	b/avg	wp	hp	bk	sfa	sha		
8 Horn, Bailey	2.25	1-0	1	0	0	0/0	0	4.0	1	1	1	1	6	0	0	1	.077	1	0	0	0	0		
32 Burns, Tanner	2.25	0-0	1	1	0	0/0	0	4.0	4	1	1	0	4	3	0	0	.250	0	1	0	0	0		
44 Owen, Jack	3.55	0-1	2	2	0	0/0	0	12.2	13	5	5	2	11	2	0	0	.265	1	1	0	0	1		
20 Greenhill, Cody	4.15	0-1	3	0	0	0/0	1	8.2	9	6	4	4	3	0	0	0	.281	1	2	0	2	1		
14 Anderson, Elliott	4.50	0-0	1	1	0	0/0	0	4.0	3	2	2	4	6	0	0	0	.214	2	0	0	1	0		
43 Fitts, Richard	6.75	0-0	1	0	0	0/0	0	4.0	7	3	3	1	5	2	0	1	.368	0	0	0	0	0		

33 Morrison, Will	0.00	0-0	2	0	0	0/0	0	0.1	0	0	0	1	0	0	0	0	.000	0	0	0	0	0		
31 Schilleci, Blake	0.00	0-0	1	0	0	0/0	0	0.1	2	0	0	0	0	0	0	0	.667	0	0	0	0	0		
37 Watson, Ryan	4.50	1-0	2	0	0	0/0	0	2.0	2	2	1	0	1	0	0	0	.286	0	1	0	0	0		
36 Gray, Kyle	6.75	0-1	1	1	0	0/0	0	1.1	2	1	1	1	1	2	0	0	.400	1	0	0	0	0		
18 Fuller, Brooks	16.20	0-0	4	0	0	0/0	1	1.2	3	3	3	1	2	0	0	0	.375	2	0	0	0	0		
23 Glavine, Peyton	40.50	0-0	1	0	0	0/0	0	0.2	2	3	3	1	1	0	0	0	.500	1	0	0	0	0		
Totals	4.95	2-3	5	5	0	0/0	2	43.2	48	27	24	16	40	9	0	2	.281	9	5	0	3	2		
Opponents	2.60	3-2	5	5	0	0/0	1	45.0	30	15	13	16	50	7	0	5	.185	1	0	0	0	0		

PB - Team (1), Williams, S. 1, Opp (1). SBA/ATT - Hall, C. (2-2), Scheffler, M (1-2), Watson, R. (1-2), Greenhill, C (1-1), Fuller, B. (1-1).

LAST 10 GAMES



**2019 Auburn Baseball
Overall Statistics for Auburn (as of May 24, 2019)
(Last 10 Sorted by Batting avg)**



Record: 4-6 Home: 2-2 Away: 1-2 Neutral: 1-2 SEC: 2-4

Player	avg	gp-gs	ab	r	h	2b	3b	hr	rbi	tb	slg%	bb	hp	so	gdp	ob%	sf	sh	sb-att	po	a	e	fld%	
9 Bliss, Ryan	.257	10-10	35	8	9	0	0	1	2	12	.343	9	0	3	1	.400	1	0	2-3	21	27	1	.980	
1 Ward, Judd	.256	10-10	43	5	11	1	0	2	5	18	.419	3	0	13	0	.304	0	0	0-0	32	1	0	1.000	
17 Holland, Will	.237	10-10	38	6	9	1	0	4	7	22	.579	2	1	8	1	.293	0	0	1-1	14	23	3	.925	
4 Woley, Rankin	.229	10-10	35	5	8	3	0	0	4	11	.314	2	1	8	0	.282	1	0	0-0	79	5	1	.988	
24 Davis, Conor	.189	10-10	37	2	7	2	0	0	2	9	.243	6	0	17	1	.302	0	0	0-0	0	0	0	.000	
6 Scheffler, Matt	.182	9-9	33	5	6	2	0	1	5	11	.333	3	0	4	0	.250	0	1	0-0	67	7	0	1.000	
16 Howell, Kason	.136	8-8	22	2	3	1	0	0	2	4	.182	3	0	7	0	.240	0	0	0-0	23	0	0	1.000	
41 Williams, Steven	.133	10-9	30	2	4	1	2	1	4	12	.400	6	0	10	0	.278	0	0	0-0	11	0	2	.846	
10 Julien, Edouard	.097	10-10	31	2	3	1	0	0	4	4	.129	4	1	11	1	.216	1	0	0-0	3	14	2	.895	

2 Lau, Everett	.333	3-0	3	0	1	0	0	0	1	1	.333	0	0	2	0	.333	0	0	0-0	0	0	0	.000	
3 Warner, Devin	.200	3-1	5	0	1	0	0	0	0	1	.200	0	0	2	0	.200	0	0	0-0	5	0	0	1.000	
19 Moore, Brody	.143	5-2	14	0	2	0	0	0	1	2	.143	1	0	4	1	.200	0	0	0-0	5	4	0	1.000	
11 Hall, Chase	.000	2-1	3	0	0	0	0	0	0	0	.000	0	0	3	0	.000	0	0	0-0	8	1	0	1.000	
5 Eaton, Jarrett	.000	1-0	0	1	0	0	0	0	0	0	.000	0	0	0	0	.000	0	0	0-0	0	0	0	.000	
Totals	.195	10	329	38	64	12	2	9	37	107	.325	39	3	92	5	.283	3	1	3-4	272	92	9	.976	
Opponents	.287	10	363	65	104	18	0	11	60	155	.427	28	9	78	7	.350	3	4	5-7	275	83	8	.978	

LOB - Team (62), Opp (70). DPs turned - Team (8), Opp (6). IBB - Team (4), Williams, S. 3, Julien, E. 1.

(Last 10 Sorted by Earned run avg)

Player	era	w-l	app	gs	cg	sho	sv	ip	h	r	er	bb	so	2b	3b	hr	b/avg	wp	hp	bks	sfa	sha
20 Greenhill, Cody	2.84	1-1	4	0	0	0/0	1	12.2	10	6	4	5	8	0	0	0	.227	2	3	0	2	1
32 Burns, Tanner	3.72	0-0	2	2	0	0/0	0	9.2	10	4	4	0	8	3	0	2	.263	0	1	0	0	0
14 Anderson, Elliott	5.56	0-1	4	2	0	0/0	0	11.1	15	8	7	5	9	1	0	1	.313	3	0	0	1	0
44 Owen, Jack	6.06	0-2	3	3	0	0/0	0	16.1	20	11	11	3	14	3	0	1	.303	1	1	0	0	1
43 Fitts, Richard	6.10	0-0	3	1	0	0/0	0	10.1	14	7	7	3	13	5	0	2	.318	0	1	0	0	0
8 Horn, Bailey	6.52	1-0	3	0	0	0/0	0	9.2	7	7	7	2	10	1	0	3	.189	1	1	0	0	0

36 Gray, Kyle	1.35	1-1	3	1	0	0/0	0	6.2	7	1	1	1	6	2	0	0	.259	2	1	0	0	0
37 Watson, Ryan	5.79	1-0	3	0	0	0/0	0	4.2	5	5	3	2	4	0	0	0	.278	0	1	0	0	0
33 Morrison, Will	6.75	0-0	6	0	0	0/0	0	2.2	2	2	2	2	1	1	0	1	.200	0	0	0	0	0
31 Schilleci, Blake	15.43	0-1	3	0	0	0/0	0	2.1	6	4	4	0	0	1	0	1	.500	1	0	0	0	1
18 Fuller, Brooks	17.18	0-0	6	1	0	0/0	1	3.2	6	7	7	4	4	1	0	0	.400	2	0	0	0	1
23 Glavine, Peyton	40.50	0-0	1	0	0	0/0	0	0.2	2	3	3	1	1	0	0	0	.500	1	0	0	0	0
Totals	5.96	4-6	10	10	0	0/0	2	90.2	104	65	60	28	78	18	0	11	.287	13	9	0	3	4
Opponents	3.04	6-4	10	10	0	0/0	1	91.2	64	38	31	39	92	12	2	9	.195	10	3	1	3	1

PB - Team (2), Scheffler, M 1, Williams, S. 1, Opp (2). SBA/ATT - Scheffler, M (3-4), Watson, R. (2-3), Hall, C. (2-2), Fuller, B. (1-1), Greenhill, C (1-1), Horn, B. (1-1), Anderson, E. (0-1).

GAMES SUMMARY



**2019 Auburn Baseball
Games Summary for Auburn (as of May 27, 2019)
(All games)**



Score by innings	1	2	3	4	5	6	7	8	9	EX	Total
Auburn	31	40	39	29	41	32	41	54	14	8	329
Opponents	41	40	33	42	29	28	29	43	11	8	304

Record when ...

Overall	33-25	After 6 leading	24-1
Conference	14-16 trailing	3-22
Non-Conference	19-9 tied	6-2
Home games	22-10	After 7 leading	26-1
Away games	10-12 trailing	2-19
Neutral site	1-3 tied	5-5
Day games	19-10	After 8 leading	31-2
Night games	14-15 trailing	1-21
vs Left starter	7-5 tied	1-1
vs Right starter	26-20	Hit 0 home runs	14-16
1-Run games	6-2	... 1 home run	11-7
2-Run games	6-4	... 2+ home runs	8-2
5+Run games	13-11	Opponent 0 home runs	20-10
Extra innings	5-2 1 home run	6-8
Shutouts	7-3 2+ HRs	7-7
Scoring 0-2 runs	2-11	Made 0 errors	15-6
..... 3-5 runs	12-7 1 error	9-10
..... 6-9 runs	11-6 2+ errors	9-9
..... 10+ runs	8-1	Opp. made 0 errors	10-10
Opponent 0-2 runs	16-0 1 error	12-7
..... 3-5 runs	13-7 2+ errors	11-8
..... 6-9 runs	4-10	Out-hit opponent	19-4
..... 10+ runs	0-8	Out-hit by opponent	8-19
Scored in 1st inning	11-4	Hits are tied	6-2
Opp. scored in 1st	13-10		
Scores first	14-8		
Opp. scores first	19-17		

Record when team scores:

Runs	0	1	2	3	4	5	6	7	8	9	10+
W-L	0-3	0-5	2-3	0-4	4-1	8-2	5-5	3-0	2-1	1-0	8-1

Record when opponent scores:

Runs	0	1	2	3	4	5	6	7	8	9	10+
W-L	7-0	3-0	6-0	6-0	2-4	5-3	0-3	2-3	0-1	2-3	0-8

Record when leading after:

Inn.	1	2	3	4	5	6	7	8
W-L	8-2	14-5	16-6	20-2	22-2	24-1	26-1	31-2

Record when trailing after:

Inn.	1	2	3	4	5	6	7	8
W-L	9-10	11-14	10-17	8-22	5-21	3-22	2-19	1-21

Record when tied after:

Inn.	1	2	3	4	5	6	7	8
W-L	16-13	8-6	7-2	5-1	6-2	6-2	5-5	1-1

Current losing streak: 2
 Longest winning streak: 15
 Longest losing streak: 4

Home attendance : 106225 (32 dates avg = 3319)
 Away attendance : 143896 (26 dates avg = 5534)
 Total attendance: 250121 (58 dates avg = 4312)

TV/RADIO ROSTER



1 JUDD WARD



2 EVERETT LAU




3 DEVIN WARNER




4 RANKIN WOLEY



5 JARRETT EATON



6 MATT SCHEFFLER



7 ED JOHNSON



8 BAILEY HORN



9 RYAN BLISS



10 EDOUARD JULIEN



11 CHASE HALL



12 RYAN HOERTER



13 DAVIS DANIEL



14 ELLIOT ANDERSON



16 KASON HOWELL




17 WILL HOLLAND



18 BROOKS FULLER



19 BRODY MOORE



20 CODY GREENHILL



21 JACKSON HENDERSON



22 FORD LUTTRELL



23 PEYTON GLAVINE




24 CONOR DAVIS




25 DAWSON SWEATT



26 TROY BEARDEN



29 CARSON SKIPPER



31 BLAKE SCHILLECI



32 TANNER BURNS



33 WILL MORRISON



36 KYLE GRAY



37 RYAN WATSON




38 BRETT OLSON




40 GARRETT WADE



41 STEVEN WILLIAMS



43 RICHARD FITTS



44 JACK OWEN



30 BUTCH THOMPSON



35 KARL NONEMAKER



39 GABE GROSS



34 STEVE SMITH