

# Carolina

# TAR HEELS

## 2019 NORTH CAROLINA GAME NOTES

CONTACT: TJ Scholl • 984-484-0936 • tscholl@unc.edu

### 2019 North Carolina Schedule

Date	Day	Opponent	Time (ET)
<b>February (8-1)</b>			
15	Fri.	Xavier	W, 12-3
16	Sat.	Xavier	W, 8-3
17	Sun.	Xavier	W, 14-3
19	Tue.	NC A&T	W, 2-1
23	Sat.	USF	W, 3-2 (10)
24	Sun.	USF	W, 2-1
24	Sun.	USF	W, 5-3
26	Tue.	UNCW	W, 4-3
27	Wed.	VCU	L, 8-11
<b>March (14-6)</b>			
1	Sat.	UMass Lowell	W, 5-0
2	Sat.	UMass Lowell	W, 14-7
3	Sun.	UMass Lowell	W, 14-2
5	Tue.	Charleston Southern	W, 7-6
9	Sat.	at Clemson*	L, 2-3
9	Sat.	at Clemson*	L, 3-17
10	Sun.	at Clemson*	L, 4-5
12	Tue.	Gardner-Webb	W, 18-8
13	Wed.	at UNCW	W, 11-4
15	Fri.	Miami*	L, 4-6
16	Sat.	Miami*	W, 9-3
17	Sun.	Miami*	W, 8-5
19	Tue.	at Liberty	L, 0-2
22	Fri.	at Virginia Tech*	L, 1-4
23	Fri.	at Virginia Tech*	W, 7-5
24	Sun.	at Virginia Tech*	W, 5-2
26	Tue.	Campbell	W, 4-2
29	Fri.	Duke*	W, 1-0
30	Sat.	Duke*	W, 8-7
31	Sun.	Duke*	W, 16-6
<b>April (12-5)</b>			
5	Fri.	at Georgia Tech*	W, 11-4
6	Sat.	at Georgia Tech*	L, 10-11
7	Sun.	at Georgia Tech*	L, 5-10
9	Tue.	UNCG	W, 17-4
10	Wed.	Davidson	W, 12-4
12	Fri.	at Notre Dame*	W, 10-1
13	Sat.	at Notre Dame*	W, 13-6
14	Sun.	at Notre Dame*	L, 3-4
16	Tue.	vs South Carolina-1	L, 2-5
19	Fri.	Boston College*	W, 8-7
20	Sat.	Boston College*	W, 11-10
21	Sun.	Boston College*	W, 16-8
23	Tue.	Coastal Carolina	W, 6-1
26	Fri.	Virginia*	L, 5-12
27	Sat.	Virginia*	W, 5-4
28	Sun.	Virginia*	W, 5-4
30	Tue.	Liberty	W, 11-5
<b>May (9-5)</b>			
7	Tue.	Winthrop	W, 13-9
8	Wed.	ECU	L, 5-9
10	Fri.	at Pitt*	L, 1-7
11	Sat.	at Pitt*	W, 10-6
12	Sun.	at Pitt*	L, 3-7
14	Tue.	High Point	W, 7-0
16	Thu.	NC State*	W, 5-3
17	Fri.	NC State*	L, 2-11
18	Sat.	NC State*	L, 0-11
22	Wed.	Virginia-2	W, 3-2
24	Fri.	Miami-2	W, 7-5
25	Sat.	Boston College-2	W, 13-5
26	Sun.	Georgia Tech-2	W, 10-2
31	Fri.	UNCW-3	W, 7-6
<b>June (2-0)</b>			
1	Sat.	Liberty-3	W, 16-1
2	Sun.	Tennessee-3	W, 5-2
8	Sat.	Auburn-4	Noon
9	Sun.	Auburn-4	11:30 a.m.
10	Mon.	Auburn-4*if necessary	1 p.m.

\* - Atlantic Coast Conference game  
 1 - BB&T Ballpark, Charlotte, N.C.  
 2- ACC Championship, Durham, N.C.  
 3- NCAA Chapel Hill Regional  
 4- NCAA Chapel Hill Super Regional

May 21-26, ACC Championship, Durham Bulls Athletic Park, Durham N.C.  
 May 31-June 2, NCAA Regionals, Campus Sites  
 June 7-9, NCAA Super Regionals, Campus Sites  
 June 15-26, College World Series, TD Ameritrade Park, Omaha, Neb.



### NCAA Chapel Hill Super Regional Saturday-Monday, June 8-10 Chapel Hill, N.C.

#### Boshamer Stadium

Carolina.....45-17  
 All-time in postseason ..... 108-70  
 All-time in regionals ..... 76-43, 14 titles  
 All-time in Super Regionals ..... 14-4  
 NCAA appearances ..... 32  
 Super Regionals ..... 9  
 CWS appearances..... 11



### Auburn Tigers

Overall.....36-25  
 SEC.....14-16  
 Bid.....At-large  
 Series.....1-7-1  
 First Meeting.....1923  
 Last Meeting.....2003

### Media Coverage

#### Friday, June 7 • Noon

Radio: GoHeels  
 TV: ESPN2

#### Saturday, June 8 • 11:30 a.m.

Radio: GoHeels  
 TV: ESPN

#### Sunday, June 9 • 1 p.m.

Radio: GoHeels  
 TV: ESPN2

### Quick Notes

- Coach Fox has started 7-0 in the postseason for the first time in his 21 years at UNC.
- Mike Fox has been head coach at North Carolina since 1999. The Tar Heels are now 40-7 (.851) at home in the NCAA Tournament under Fox. That is the best win pct at home in the NCAA Tournament in that span (min. 15 games).
- In 7 games this postseason, the bullpen has a 1.93 ERA in 37.1 innings with a 6-0 record and 2 saves. Opponents are only hitting .200 in those 7 games.
- UNC has the best all-time Super Regional winning percentage (min. 10 games played) of any program in the country with a 14-4 record (.778).
- The 2019 Tar Heels have set a new school record for walks in a season with 388. The previous record was held by the 2013 team with 369 walks.
- First Team All-ACC outfielder Michael Busch has reached base in 35 straight games. The last time he failed to reach base was March 29 against Duke.
- In 22 career postseason games, Ike Freeman is hitting 27-for-67 (.403) with 18 RBIs and 13 runs scored. In 2018 he hit .415 in the postseason and is currently hitting .429 in 2019.
- Sabato now has 16 HRs on the season, setting a new UNC program record for home runs by a freshman in a season. The old record was 15 set by Chad Flack in 2005.
- Sabato led UNC in batting avg. (.358) in ACC play. The last freshman to lead UNC in batting avg. in ACC play was Colin Moran in 2011 when he hit .389 his freshman season.
- UNC has hit 75 home runs which is the third most by any UNC team under Mike Fox. They trail the 2006 team which hit 83 home runs and 2002 which hit 108 home runs.
- UNC has now hit 50+ home runs in the last 3 consecutive seasons. The last time UNC had 3 consecutive seasons of 50+ home runs was from 2006-2008.
- Michael Busch is the first Tar Heel to have back-to-back seasons with 10+ home runs since Chad Flack did so in 2005-2006 with 15 HR and 13 HR.
- In the last 2 seasons, UNC is 62-12 at Boshamer Stadium. Went 28-6 at home in 2018.
- Aaron Sabato became the first player since Colin Moran in 2012, as well as the first freshman under Mike Fox, to hit for the cycle when he did so on May 16 against NC State.
- In ACC play, Sabato (.358) and Serretti (.282) led the team in batting average. It's the first time that two freshman have led the team in batting average since Josh Horton (.352) and Chad Flack (.350) did so in 2005.

### Probable Starting Pitchers

	Carolina	Opponents
Saturday	RHP Tyler Baum 7-3, 3.95 ERA, 25 BB, 92 SO	LHP Jack Owen 4-2, 2.45 ERA, 10 BB, 55 SO
Sunday	RHP Austin Bergner 6-1, 5.21 ERA, 27 BB, 72 SO	LHP Bailey Horn 4-0, 6.10 ERA, 11 BB, 25 SO
Monday	TBA	TBA



NCAA Tournament Opponents		
32 appearances		
Opponent	Record	Last
Alabama	3-0	2006
Arizona State	0-2	2009
Arkansas	0-1	1989
Auburn	1-0	1978
California	1-0	2010
Cal State Fullerton	2-0	2006
Canisius	1-0	2013
The Citadel	2-2	2004
Clemson	1-0	2006
Coastal Carolina	4-0	2009
Cornell	1-0	2012
Dartmouth	1-0	2009
Davidson	0-2	2017
Delaware	0-1	1983
East Carolina	7-1	2012
Eastern Kentucky	1-0	1984
East Tennessee St.	1-0	1978
Florida	2-1	2014
Florida Atlantic	1-1	2013
FGCU	1-0	2017
Florida International	2-0	1998
Florida Southern	1-0	1960
Florida State	1-2	1989
Fresno State	1-2	2008
Furman	1-0	1969
George Washington	1-1	1948
Georgia	0-1	1990
Georgia Tech	1-0	1948
Hawaii	1-1	1993
Houston	2-0	2018
Illinois	1-0	1948
Iowa	1-0	1990
Jacksonville	2-0	2007
James Madison	4-0	2011
Kansas	1-0	2009
Lafayette	0-1	1948
Liberty	1-0	2019
Long Beach St.	0-2	2014
Louisville	1-0	2007
LSU	3-0	2013
Maine	2-0	2011
Memphis State	1-1	1978
Miami	1-2	1998
Michigan	2-0	2017
Minnesota	0-1	1960
Mississippi	0-4	1969
Mississippi State	6-2	2007
Missouri	1-0	2003
Mount St. Mary's	1-0	2008
Nevada	1-1	1999
New Orleans	0-1	1984
Nicholls State	1-0	1989
NC State	1-1	2013
North Carolina A&T	1-0	2018
UNC Wilmington	3-0	2019
Notre Dame	1-1	2005
Oklahoma	0-2	2010
Oklahoma State	0-2	1966
Oral Roberts	1-1	2010
Oregon State	2-5	2007
Penn State	1-2	2000
Rice	2-1	2007
Rutgers	2-1	2000
St. John's	1-2	2012
South Carolina	6-9	2013
South Florida	1-0	1995
Southern California	0-2	1978
Southern Miss	1-0	2009
Stanford	2-1	2011
Stetson	2-0	2018
Tennessee	1-0	2019
Texas	1-0	2011
Texas A&M	0-2	1995
Texas Tech	0-1	1998
Towson	1-0	2013
UCLA	1-1	2013
Vanderbilt	0-2	2011
Virginia Tech	1-0	1969
Western Carolina	1-0	2007
William & Mary	1-0	1983
Winthrop	2-0	2006
Yale	1-1	1993
<b>Totals</b>	<b>108-70</b>	

**College World Series (18-23)**  
 1960, 1966, 1978, 1989, 2006, 2007,  
 2008, 2009, 2011, 2013, 2018

**1948 District III Regional (Charlotte, N.C.)**  
 North Carolina 15, Georgia Tech 0  
 North Carolina 11, Alabama 3  
 George Washington 5, North Carolina 4  
 North Carolina 10, George Washington 0

**1948 Eastern Regional (Winston-Salem, N.C.)**  
 Yale 6, North Carolina 1  
 North Carolina 7, Illinois 3  
 Lafayette 5, North Carolina 2

**1960 District III Regional (Gastonia, N.C.)**  
 North Carolina 2, Florida Southern 1  
 North Carolina 13, The Citadel 1  
 North Carolina 7, Florida 5

**1960 College World Series (Omaha, Neb.)**  
 Minnesota 8, North Carolina 3  
 Oklahoma State 7, North Carolina 0

**1964 District III Regional (Gastonia, N.C.)**  
 North Carolina 8, East Carolina 0  
 Mississippi 4, North Carolina 3  
 North Carolina 13, East Carolina 2  
 Mississippi 13, North Carolina 1

**1966 District III Regional (Gastonia, N.C.)**  
 North Carolina 7, East Carolina 1  
 North Carolina 5, Mississippi State 4  
 Florida State 6, North Carolina 5  
 North Carolina 6, Florida State 4

**1966 College World Series (Omaha, Neb.)**  
 Southern California 6, North Carolina 2  
 Oklahoma State 5, North Carolina 1

**1969 District III Regional (Gastonia, N.C.)**  
 North Carolina 3, Furman 0  
 Mississippi 6, North Carolina 5  
 North Carolina 5, Virginia Tech 1  
 Mississippi 5, North Carolina 2

**1978 South Regional (Auburn, Ala.)**  
 North Carolina 15, East Tennessee State 1  
 North Carolina 3, Auburn 2  
 Memphis State 8, North Carolina 6  
 North Carolina 11, Memphis State 9

**1978 College World Series (Omaha, Neb.)**  
 Oral Roberts 11, North Carolina 0  
 North Carolina 9, St. John's 5  
 North Carolina 7, Michigan 6  
 Southern California 3, North Carolina 2

**1982 East Regional (Columbia, S.C.)**  
 The Citadel 9, North Carolina 4  
 East Carolina 1, North Carolina 0

**1983 East Regional (Chapel Hill, N.C.)**  
 North Carolina 11, William & Mary 0  
 The Citadel 5, North Carolina 3  
 Delaware 6, North Carolina 5

**1984 South II Regional (Starkville, Miss.)**  
 North Carolina 4, Eastern Kentucky 2  
 South Carolina 5, North Carolina 4  
 New Orleans 13, North Carolina 6

**1989 South Regional (Starkville, Miss.)**  
 North Carolina 8, Nicholls State 4

North Carolina 8, Jacksonville 3  
 North Carolina 2, Mississippi State 1  
 Mississippi State 6, North Carolina 0  
 North Carolina 7, Mississippi State 1

**1989 College World Series (Omaha, Neb.)**  
 Florida State 4, North Carolina 2  
 Arkansas 7, North Carolina 3

**1990 Northeast Regional (Waterbury, Conn.)**  
 North Carolina 3, Rutgers 2  
 North Carolina 5, Iowa 3  
 Georgia 5, North Carolina 4  
 Rutgers 9, North Carolina 7

**1993 Central I Regional (College Station, Texas)**  
 Hawaii 9, North Carolina 8  
 North Carolina 11, Yale 6  
 North Carolina 10, Hawaii 8  
 North Carolina 8, UCLA 5  
 Texas A&M 14, North Carolina 2

**1995 Atlantic II Regional (Coral Gables, Fla.)**  
 North Carolina 6, South Florida 3  
 North Carolina 6, FIU 5  
 Miami 8, North Carolina 4  
 Texas A&M 7, North Carolina 0

**1998 Atlantic I Regional (Coral Gables, Fla.)**  
 Texas Tech 6, North Carolina 2  
 North Carolina 6, Miami 5  
 North Carolina 8, FIU 2  
 North Carolina 4, South Carolina 2  
 Miami 7, North Carolina 4

**1999 Palo Alto Regional (Palo Alto, Calif.)**  
 North Carolina 8, Nevada 5  
 Stanford 7, North Carolina 4  
 Nevada 5, North Carolina 1

**2000 Upper Montclair Regional (Upper Montclair, N.J.)**  
 North Carolina 14, Penn State 5  
 North Carolina 9, Rutgers 3  
 Penn State 6, North Carolina 5  
 Penn State 10, North Carolina 3

**2002 Columbia Regional (Columbia, S.C.)**  
 North Carolina 5, James Madison 0  
 South Carolina 9, North Carolina 6  
 North Carolina 9, James Madison 7  
 North Carolina 8, South Carolina 4  
 South Carolina 3, North Carolina 1

**2003 Starkville Regional (Starkville, Miss.)**  
 North Carolina 4, Missouri 3  
 North Carolina 10, Mississippi State 5  
 North Carolina 8, Mississippi State 6

**2003 Columbia Super Regional (Columbia, S.C.)**  
 South Carolina 5, North Carolina 4  
 South Carolina 14, North Carolina 4

**2004 Columbia Regional (Columbia, S.C.)**  
 North Carolina 6, Coastal Carolina 5  
 South Carolina 5, North Carolina 2  
 North Carolina 6, The Citadel 3  
 South Carolina 7, North Carolina 6

**2005 Gainesville Regional (Gainesville, Fla.)**  
 North Carolina 5, Notre Dame 1  
 Florida 5, North Carolina 2  
 Notre Dame 3, North Carolina 0



**2006 Chapel Hill Regional  
(Chapel Hill, N.C.)**

North Carolina 15, Maine 7  
North Carolina 14, Winthrop 4  
North Carolina 14, Winthrop 2

**2006 Tuscaloosa Super Regional (Tuscaloosa, Ala.)**

North Carolina 11, Alabama 5  
North Carolina 8, Alabama 7

**2006 College World Series (Omaha, Neb.)**

North Carolina 7, Cal State Fullerton 5  
North Carolina 2, Clemson 0  
North Carolina 6, Cal State Fullerton 5  
North Carolina 4, Oregon State 3\*  
Oregon State 11, North Carolina 7\*  
Oregon State 3, North Carolina 2\*

**2007 Chapel Hill Regional  
(Chapel Hill, N.C.)**

North Carolina 6, Jacksonville 0  
North Carolina 11, East Carolina 10  
North Carolina 6, Western Carolina 5

**2007 Chapel Hill Super Regional  
(Chapel Hill, N.C.)**

North Carolina 9, South Carolina 6  
South Carolina 8, North Carolina 6  
North Carolina 9, South Carolina 4

**2007 College World Series (Omaha, Neb.)**

North Carolina 8, Mississippi State 5  
Rice 14, North Carolina 4  
North Carolina 3, Louisville 1  
North Carolina 6, Rice 1  
North Carolina 7, Rice 4  
Oregon State 11, North Carolina 4\*  
Oregon State 9, North Carolina 3\*

**2008 Cary Regional  
(Cary, N.C.)**

North Carolina 16, Mount St. Mary's 8  
North Carolina 5, UNC Wilmington 1  
North Carolina 7, UNC Wilmington 3

**2008 Cary Super Regional  
(Cary, N.C.)**

North Carolina 9, Coastal Carolina 4  
North Carolina 14, Coastal Carolina 4

**2008 College World Series (Omaha, Neb.)**

North Carolina 9, LSU 4  
Fresno State 5, North Carolina 3  
North Carolina 7, LSU 3  
North Carolina 4, Fresno State 3  
Fresno State 6, North Carolina 1

**2009 Chapel Hill Regional  
(Chapel Hill, N.C.)**

North Carolina 5, Dartmouth 2  
North Carolina 14, Coastal Carolina 5  
North Carolina 12, Kansas 1

**2009 Chapel Hill Super Regional  
(Chapel Hill, N.C.)**

North Carolina 10, East Carolina 1  
North Carolina 9, East Carolina 3

**2009 College World Series (Omaha, Neb.)**

Arizona State 5, North Carolina 2  
North Carolina 11, Southern Miss 4  
Arizona State 12, North Carolina 5

**2010 Norman Regional  
(Norman, Okla.)**

North Carolina 12, California 3  
Oklahoma 7, North Carolina 6 (10)  
North Carolina 12, Oral Roberts 4  
Oklahoma 3, North Carolina 2

**2011 Chapel Hill Regional  
(Chapel Hill, N.C.)**

North Carolina 4, Maine 0  
North Carolina 14, James Madison 0

North Carolina 9, James Madison 3

**2011 Chapel Hill Super Regional  
(Chapel Hill, N.C.)**

North Carolina 5, Stanford 2  
North Carolina 7, Stanford 5

**2011 College World Series  
(Omaha, Neb.)**

Vanderbilt 7, North Carolina 3  
North Carolina 3, Texas 0  
Vanderbilt 5, North Carolina 1

**2012 Chapel Hill Regional  
(Chapel Hill, N.C.)**

North Carolina 7, Cornell 4  
St. John's 5, North Carolina 4  
North Carolina 5, East Carolina 3  
St. John's 9, North Carolina 5

**2013 Chapel Hill Regional  
(Chapel Hill, N.C.)**

North Carolina 6, Canisius 3  
North Carolina 8, Towson 5  
Florida Atlantic 3, North Carolina 2  
North Carolina 12, Florida Atlantic 11 (13 innings)

**2013 Chapel Hill Super Regional  
(Chapel Hill, N.C.)**

North Carolina 6, South Carolina 5  
South Carolina 8, North Carolina 0  
North Carolina 5, South Carolina 4

**2013 College World Series  
(Omaha, Neb.)**

NC State 8, North Carolina 1  
North Carolina 4, LSU 2  
North Carolina 7, NC State 0  
UCLA 4, North Carolina 1

**2014 Gainesville Regional  
(Gainesville, Fla.)**

Long Beach State 6, North Carolina 1  
North Carolina 5, Florida 2  
Long Beach State 12, North Carolina 5

**2017 Chapel Hill Regional  
(Chapel Hill, N.C.)**

Davidson 8, North Carolina 4  
North Carolina 8, Michigan 1  
North Carolina 10, FGCU 1  
Davidson 2, North Carolina 1

**2018 Chapel Hill Regional  
(Chapel Hill, N.C.)**

North Carolina 11, North Carolina A&T 0  
North Carolina 4, Houston 3  
North Carolina 19, Houston 11

**2018 Chapel Hill Super Regional  
(Chapel Hill, N.C.)**

North Carolina 7, Stetson 4  
North Carolina 7, Stetson 5

**2018 College World Series  
(Omaha, Neb.)**

North Carolina 8, Oregon State 6  
Mississippi State 12, North Carolina 2  
Oregon State 11, North Carolina 6

**2019 Chapel Hill Regional  
(Chapel Hill, N.C.)**

North Carolina 7, UNCW 6  
North Carolina 16, Liberty 1  
North Carolina 5, Tennessee 2

\*CWS Championship Series



### Probable Position Starters And Top Pitchers

Pos.	No.	Player	GP/GS	AVG	OBP	SLG	R	RBI	Note
C	4	Brandon Martorano	61/61	.254	.359	.416	37	43	Good power at the plate, caught every game but 1 this year
DH	19	Aaron Sabato	61/58	.341	.452	.677	42	58	Power hitter, true freshman, Set UNC freshman HR record
1B	19	Michael Busch	62/62	.290	.441	.567	75	57	Preseason All-American, 2019 All-ACC, will also play LF
2B	5	Ashton McGee	61/61	.265	.408	.422	46	41	Will play multiple positions, has also seen time at RF & 3B
3B	8	Ike Freeman	62/62	.294	.442	.436	44	48	Third-team All-ACC in 2018, recently switched from SS
SS	1	Danny Serretti	58/57	.295	.371	.429	34	44	True freshman, started at 2B but moved to SS
LF	26	Jackson Hesterlee	50/33	.293	.394	.552	23	25	Will usually DH, good power, career high 6 HR this season
CF	3	Dylan Harris	62/62	.263	.399	.427	61	29	Speedy outfielder, good power at the plate, leadoff hitter
RF	26	Dallas Tassar	49/12	.245	.344	.358	14	7	Great defender, plus speed in the field and on the bases

STARTING PITCHERS			App/GS	W-L/S	ERA	OAVG	BB	K	Note
RHP	45	Austin Bergner	15/15	6-1	5.21	.279	27	72	Has 4 games of 10+ strikeouts, high of 12 Ks against Pitt
RHP	23	Tyler Baum	16/15	7-3	3.95	.266	25	92	Set career high of 12 Ks against USF on Feb. 25

OUT OF THE BULLPEN			App/GS	W-L/S	ERA	OAVG	BB	K	Note
RHP	24	Hansen Butler	19/0	5-0	1.80	.176	15	29	Senior leader who looks to come out early from bullpen
RHP	31	Joey Lancellotti	25/1	6-2/3	2.08	.236	24	56	Hard-throwing righty, can be middle relief or closer
LHP	41	Will Sandy	21/11	2-2	5.77	.272	30	40	True freshman, started out of bullpen on Friday nights
LHP	34	Caden O'Brien	29/0	1-1/2	4.91	.215	21	29	Preseason All-American, looks to become first out of pen
RHP	44	Austin Love	34/0	7-4/5	3.08	.218	24	60	Big redshirt freshman, has been closer so far in 2019
RHP	36	Nik Pry	5/0	0-0	18.00	.286	0	7	True freshman, struck out 2 of 3 first batters faced
RHP	27	Josh Dotson	24/2	3-0	4.73	.232	17	27	True freshman, very good breaking ball and command
RHP	39	Kyle Blendinger	8/0	0-0	4.50	.167	4	6	Sophomore who looks to make way into regular bullpen
LHP	47	Bennett Nance	4/0	0-0	0.00	.400	2	1	True freshman, tall lefty with good movement
RHP	37	Andrew Grogan	21/7	4-2	4.84	.260	20	34	Transfer from Chipola College, won 2 JUCO World Series
RHP	48	Connor Ollio	20/5	3-1	3.96	.243	16	43	True freshman who can come out of the pen at any time

### AUBURN HISTORY

- UNC is just 1-7-1 all time against Auburn, with the lone win coming in a 3-2 game in the 1978 South Regional in Auburn, Alabama, en route to the College World Series. Head Coach Mike Fox was a senior on the 1978 team that played the game against Auburn.
- The tie came in the first meeting in 1923 and the Heels have lost the last 7 games against the Tigers, all under head coach Mike Fox.

### WALKING IN TO HISTORY

- The 2019 Tar Heels have set a new school record for walks in a season with 388. The previous record was held by the 2013 team with 369 walks.
- Michael Busch's 140 walks are the second most in program history, only trailing Dan Moylan (1998-2000) who had 174 career walks.

- Career Walks
1. Dan Moylan (1998-2000) 174
  - 2. Michael Busch (2017-19) 140**
  3. Sean Farrell (2000-03) 136
  4. Dustin Ackley (2007-09) 133
  5. Colin Moran (2011-13) 131

- Currently, Busch has 58 walks, which is 4th all-time for most walks in a single season while Dylan Harris is tied for 7th.

- Single-Season Walks
1. Dan Moylan (1999) 68
  2. Colin Moran (2013) 63
  3. Barney Spooner (1982) 59
  - 4. Michael Busch (2019) 58**
  5. Dan Moylan (2000) 57
  6. Michael Busch (2018) 55
  7. Dustin Ackley (2008) 53
- Landon Lassiter (2013) 53
- Dylan Harris (2019) 53**

- Busch, Moylan and Dustin Ackley are the only players in program history to log two seasons with 50 or more walks.
- Michael Busch, Ike Freeman and Dylan Harris are only the trio of Tar Heel teammates to draw 50 or more walks in a season. Ashton McGee currently has 48 walks and can join the others to make it the first time in program history that four players have had 50+ walks.

### UNC'S NCAA TOURNAMENT HISTORY

- This is UNC's 32nd all-time appearance in the NCAA Tournament. The Tar Heels are 108-70 in tournament play, with a 73-38 record under Mike Fox
- The Tar Heels are 41-9 all-time when hosting, including 12-2 in Super Regionals.
- UNC has won 9 regional titles in the current format, with 8 of those coming as the host school. The lone road regional win came in 2003 in Starkville, Mississippi against Mississippi State.
- This will be Carolina's 7th time hosting a Super Regional. The Tar Heels have won all 6

Tar Heels In The Polls							
	BA	BW	CB	CP	D1	PG	RPI
Preseason	5	7	8	6	7	6	n/a
Wk 1	5	7	8	6	6	6	n/a
Wk 2	4	5	6	6	5	6	n/a
Wk 3	3	5	4	3	3	4	n/a
Wk 4	8	14	14	15	15	10	30
Wk 5	8	15	16	13	16	9	27
Wk 6	9	15	22	17	16	9	23
Wk 7	9	14	17	13	16	9	22
Wk 8	21	19	21	18	25	21	18
Wk 9	17	12	14	13	17	14	19
Wk 10	17	12	12	15	16	14	20
Wk 11	14	11	11	11	15	14	18
Wk 12	14	11	10	12	13	14	13
Wk 13	20	17	13	15	20	19	20
Wk 14	n/a	20	17	19	23	21	20
Wk 15	14	13	14	12	15	13	12

BA: Baseball America; BW: National Collegiate Baseball Writers Association; CB: Collegiate Baseball; CP: USA Today/ESPN Coaches Poll; D1: D1Baseball.com; PG - Perfect Game; RPI: NCAA RPI



Super Regionals that they have hosted, with a 12-2 record at home.

• North Carolina has only played Auburn one time in the NCAA Tournament. The two sides played in 1978, head coach Mike Fox's senior year, where the Tar Heels won 3-0 in the South Regional in Auburn, Alabama.

**SUPER REGIONAL HISTORY**

• All-time Super Regional Winning Percentage (Min. 10 games played).

**Team Pct. (W-L)**

1. North Carolina .778 (14-4)

2. Oregon St. .750 (12-4)

3. Texas .731 (19-7)

4. Georgia .727 (8-3)

5. Arizona .700 (7-3)

5. Nebraska .700 (7-3)

7. Florida .667 (16-8)

8. Miami (FL) .621 (18-11)

9. Arizona St. .611 (11-7)

9. Arkansas .611 (11-7)

10. Cal St. Fullerton .600 (21-14)

10. LSU .600 (18-12)

10. UC Irvine .600 (6-4)

• All-Time Super Regional Series Wins

Texas - 9

Fullerton - 9

Florida - 8

Miami - 8

LSU - 8

**UNC - 7**

South Carolina - 6

FSU - 6

• All-time Super Regional Winning Percentage (Min. 8 Supers)

Texas - 9-1

**UNC - 7-1**

Florida - 8-2

Miami - 8-4

Fullerton - 9-5

LSU - 8-5

Arizona State - 4-3

South Carolina - 6-7

FSU - 6-10

**2019 MLB DRAFT**

• 9 Tar Heels were selected in the 2019 MLB Draft, just one shy of tying the record of 10 players set last year. With Michael Busch going in the first round the Tar Heels now have 23 first round or supplemental round picks in program history. There have been 15 in Mike Fox's 21 years and 11 overall since 2006.

• The 9 players drafted were: Michael Busch (Los Angeles Dodgers, 1st Round, 31st Pick), Tyler Baum (Oakland Athletics, 2nd Round, 66th Pick), Austin Bergner (Detroit Tigers, 9th Round, 262 overall pick), Ike Freeman (Cleveland Indians, Round 14, Pick 430), Brandon Martorano (San Francisco Giants, Round 16, Pick 476), Ashton McGee (Milwaukee Brewers, Round 18, Pick 553), Hansen Butler (Chicago White Sox, Round 25, Pick 740), Joey Lancellotti (New York Yankees, Round 34, Pick 1035), Gianluca Dalatri (Detroit Tigers, Round 40, Pick 1192).

• UNC's 9 Draft Picks were the most among ACC programs and the 6th most by any Division I school in the country. Vanderbilt and UCLA led the way with 13 players.

• Over the last 2 seasons, 18 UNC players have been drafted. Vanderbilt is the only Division I program with more (19).

**CHAPEL HILL REGIONAL HIGHLIGHTS**

• The 15-run margin of victory by North Carolina over Liberty in the Regionals ties the largest margin of victory ever in an NCAA Tournament game. The Tar Heels previous 15-run NCAA Tournament victory came in their first ever NCAA Tournament game in 1948 when they beat Georgia Tech 15-0 in the District III Regional.

• Freshman Aaron Sabato broke the UNC freshman home run record against Liberty by hitting his 16th home run of the year. The previous record was held by Chad Flack who hit

**2019 Game Summary**

<b>UNC's Record When....</b>	
Overall	45-17
Conference	17-13
Non-Conference	28-4
Home Games	34-6
Away Games	7-10
Neutral Site	4-1
Day Games	30-12
Night Games	15-5
February	8-1
March	14-6
April	12-5
May	9-5
June	2-0
Monday	0-0
Tuesday	10-2
Wednesday	3-1
Thursday	1-0
Friday	7-5
Saturday	13-6
Sunday	11-2
vs. LH Starter	15-7
vs. RH Starter	30-10
1-Run Games	13-4
2-Run Games	5-2
5+Run Games	22-6
Extra Innings	5-0
Shutouts	3-2
<b>Scoring</b>	
0-2 Runs	3-7
3-5 Runs	11-8
6-9 Runs	11-1
10+ Runs	20-1
<b>Opponent Scoring</b>	
0-2 Runs	15-1
3-5 Runs	18-5
6-9 Runs	11-4
10+ Runs	1-7
Hit 0 home runs	12-8
1 home run	15-8
2+ home runs	18-1
Opp. hit 0 home runs	26-6
1 home run	17-6
2+ home runs	2-5
Out-hit opponent	26-2
Out-hit by opponent	17-14
Hits tied	2-1
Scored in 1st inning	25-2
Opp. scored in 1st inning	11-6
Scores first	29-6
Opp. scores first	16-11
<b>After 6 innings:</b>	
Leading	35-2
Trailing	4-14
Tied	6-1
<b>After 7 innings:</b>	
Leading	39-1
Trailing	1-15
Tied	5-1
<b>After 8 innings:</b>	
Leading	39-2
Trailing	1-15
Tied	5-0
Made 0 errors	15-3
1 error	18-8
2+ errors	12-6
Opp. made 0 errors	12-8
1 error	18-5
2+ errors	15-4
<b>Score By Innings</b>	
	1 2 3 4 5 6 7 8 9 X Total
<b>UNC</b>	<b>57 56 67 35 48 61 54 37 35 6 456</b>
<b>Opp</b>	<b>33 22 52 33 31 41 45 29 24 0 310</b>



## Mike Fox At A Glance

Overall Record (36th year)

1,474-538-5

### Education

- University of North Carolina
- B.A. - Physical Education ('78)
- M.A. - Teaching ('79)

### Head Coaching Experience

- North Carolina Wesleyan (1983-94; 1996-98)
  - Overall Record: 539-141-4
- North Carolina (1999-present)
  - Overall Record: 935-397-1
  - ACC Record: 359-227-1

### Career Highlights

- In his 21th season as head coach at North Carolina.
- Hired prior to 1999 season as 24th head coach in school history.
- Second-winningest active coach in the NCAA with a .732 winning percentage and second in overall victories entering 2019; Entered this season 14th in all-time winning percentage and 8th in all-time victories.
- Honored in 2008 as Baseball America's National Coach of the Year.
- Honored in 2018 ACC Baseball Coach of the Year
- Named 2006, 2007 and 2008, 2018 ABCA Atlantic Region Coach of Year.
- Led UNC to four straight trips to the College World Series for the first time in ACC history and the 13th time in NCAA history; Took UNC to its seventh CWS in 13 years in 2018.
- One of six men to play in and then coach their alma mater to the CWS.
- Has been a part of all 18 CWS wins for UNC as a player or coach.
- Played at Carolina from 1976-78 and was the starting second baseman on UNC's 1978 College World Series team; Named to the 1978 CWS All-Tournament team.
- Led Carolina to three straight 50-win seasons and an NCAA-best 213 victories from 2006-2009.
- Won ACC Championships in 2007 and 2013.
- Won ACC Coastal Division titles in 2006, 2007, 2009, 2012, 2013, 2017 and 2018
- Led UNC to NCAA regional titles in 2003, 2006, 2007, 2008, 2009, 2011, 2013, 2018
- Led the Tar Heels to the NCAA Regionals in 17 of his 20 years as head coach.
- Has had 96 players drafted since he became head coach at Carolina, including 14 in the first round.
- Has had 35 players named first-team All-ACC since 1999 and 40 earn second-team All-ACC honors.
- Set a school record for most wins to open a season with 21-0 start in 2000 and a program mark for total wins with 59 in 2013.



## Mike Fox At North Carolina

	Overall	ACC	Finish	NCAA Finish
1999	41-18	13-11	4th	Regional
2000	46-17	12-12	5th	Regional
2001	31-26	9-15	6th	
2002	43-21	17-7	3rd	Regional
2003	42-23	13-11	5th	Super Regional
2004	43-21	14-10	4th	Regional
2005	41-19-1	17-10-1	5th	Regional
2006	54-15	22-8	1st*	CWS - 2nd
2007	57-16	21-9	1st*#	CWS - 2nd
2008	54-14	22-7	2nd*	CWS - 3rd
2009	48-18	19-10	1st*	CWS - 5th
2010	38-22	14-16	5th*	Regional
2011	51-16	20-10	3rd*	CWS - 5th
2012	46-16	22-8	1st*	Regional
2013	59-12	21-7	1st*#	CWS - 3rd
2014	35-27	15-15	4th*	Regional
2015	34-24	13-16	T3rd*	
2016	34-21	13-17	5th*	
2017	49-14	23-7	1st*	Regional
2018	44-20	22-8	1st*	CWS-5th
2019	45-17	17-13	5th*	
<b>21 yrs.</b>	<b>935-397-1</b>	<b>359-229-1</b>	*Finish in Coastal Division; #ACC Champions	

## Mike Fox Vs. The ACC (1999-Present)

	Home	Away	Tourney*	Total
Boston College	17-0	10-2	2-0	29-2
Clemson	14-7	13-14	5-3	32-21
Duke	26-7	21-9	3-0	50-16
Florida State	14-11	8-16	1-8	23-35
Georgia Tech	16-17	12-17	2-4	30-39
Louisville	1-2	1-2	0-1	2-4
Miami	14-9-1	7-14	3-2	24-25-1
NC State	19-10	13-16	6-3	37-28
Notre Dame	2-1	2-4	0-0	4-5
Pittsburgh	7-2	4-5	0-1	11-8
Virginia	20-13	15-15	3-4	38-32
Virginia Tech	17-1	16-4	2-0	38-5
Wake Forest	19-8	10-11	4-4	33-23
<b>Total</b>	<b>207-90-1</b>	<b>152-134</b>	<b>33-31</b>	<b>387-254-1</b>

\*ACC and NCAA tournament play

Totals do not include 1-1 vs. ND in 2005 or 1-0 vs. Louisville in 2007, but do include 41-10 vs. Maryland (19-2 H, 20-7 A, 2-1 T)

## 2019 Preseason Rankings/Honors

### Preseason Team Rankings

- No. 5 - Baseball America
- No. 6 - Perfect Game
- No. 6 - USA Today Coaches Poll
- No. 7 - DI Baseball
- No. 7 - NCBWA
- No. 8 - Collegiate Baseball

### ACC Preseason Poll (Coaches' Voting)

- First in Coastal Division

### Michael Busch • Jr., Inver Grover Heights, Minn., OF

- D1 Baseball Preseason All-American (first team)
- Baseball America Preseason All-American (first team)
- Collegiate Baseball Preseason All-American (second team)

### Gianluca Dalatri • Jr., Wall Township, N.J., RHP

- D1 Baseball Preseason All-American (third team)

### Caden O'Brien • So., Maiden, N.C., LHP

- Perfect Game Preseason All-American (third team)
- NCBWA Stopper of the Year Preseason Watch List

## 2019 Individual Honors

### Tyler Baum • Jr., Ocoee, Fla., RHP

- All-ACC (third team)

### Michael Busch • Jr., Inver Grove Heights, Minn., 1B/OF

- All-ACC (first team)
- ACC All-Tournament MVP
- ACC Tournament MVP

### Ike Freeman • Jr., Rockwell, N.C., SS/3B

- ACC All-Tournament Team

### Aaron Sabato • Fr., Rye Brook, N.Y., DH

- All-ACC (first team)
- ACC Freshman of the Year
- ACC All-Freshman Team
- Collegiate Baseball All-American (first team)
- Collegiate Baseball Co-National Freshman of the Year
- Collegiate Baseball Freshman All-American

### Danny Serretti • Fr., Berkeley Heights, N.J., SS/2B

- ACC All-Freshman Team
- ACC All-Tournament Team
- Collegiate Baseball Freshman All-American

15 in 2005.

- The 5 home runs hit against Liberty by the Tar Heels are the most ever in an NCAA Tournament game under head coach Mike Fox.
- Against Liberty, Will Sandy became the first UNC freshman lefty to start an NCAA Tournament game since Kent Emanuel threw a complete-game shutout against Texas in the 2011 College World Series.
- The walk-off win against UNCW was the first walk-off win in an NCAA Tournament game since the 6-5 Super Regional victory over South Carolina on June 8, 2013.
- Friday's comeback victory against UNCW was the first time UNC trailed in the ninth inning of an NCAA Tournament game and came back to win since the 12-11, 13-inning win over Florida Atlantic in the 2013 Chapel Hill Regional championship game.
- After throwing 7 innings against Tennessee, Austin Bergner became the first UNC starter to go 7 innings in consecutive games in the NCAA Tournament starts since Kent Emanuel, who went 8 innings against St. John's in the 2012 regional and 7.2 against Towson in the 2013 regional. Bergner went 7 innings vs. Miss. St. last season.

## CAROLINA CLINCHES 7TH ACC TITLE

- UNC is now 7-5 in its 12 ACC Championship title game appearances while head coach Mike Fox moves to 3-1, with wins coming in 2007, 2013 and 2019 with the lone loss in 2017.



- UNC's 10 runs against Georgia Tech in the ACC Championship are tied for the most runs scores in an ACC Championship winning game since 1983 when UNC beat Clemson 10-1.
- The 7 home runs hit by UNC are the most by any UNC team in an ACC Tournament under head coach Mike Fox.
- In both the 2013 and 2019 ACC title runs, both teams played back-to-back extra-inning games in Durham, N.C.
- UNC is now 2-1 all-time against GT in the ACC Championship title game, with both wins coming at in Durham, N.C. and the lone loss in 1988 in Greenville, S.C.
- Ike Freeman, Danny Serretti and Michael Busch were named to the All-Tournament team while Michael Busch was named the MVP of the 2019 ACC Championship.
- Michael Busch hit .421 over four games with 2 doubles, 1 triple, 3 HRs and 5 RBI.
- Ike Freeman led the team in batting average (.462) while Danny Serretti hit (.438).
- The 7.1 innings by Tyler Baum on Wednesday were the most thrown by a UNC starting pitcher in an ACC Tournament game since Kent Emanuel tossed eight scoreless against Miami on May 23, 2013.
- 13 runs scored against Boston College are the most by a Tar Heel team in the ACC Championship since 2014 when that team also scored 13 runs, but it was against Maryland.
- The Tar Heel bullpen had a 2.16 ERA in the ACC Championship. They threw 25 innings and gave up 6 runs while striking out 24 and only walking 5 batters. The bullpen was responsible for all four wins as Hansen Butler and Joey Lancellotti went 2-0, and Butler picked up the lone save.
- If you take out Caden O'Brien's one outing of 2.2 innings when he gave up 4 runs, the rest of the bullpen threw 22.1 innings and only gave up 2 earned runs for a 0.79 ERA.

### TAR HEELS USE THE LONG BALL

- UNC has hit 75 home runs so far this year, which is the most by any Carolina team since 2009 when that team hit 69. The Heels are on a historic pace as one of the best home run hitting teams in Carolina history. These are the top home run hitting teams under Mike Fox:
  - 2002 - 108 home runs
  - 2006 - 83 home runs
  - **2019 - 75 home runs**
  - 2007 - 72 home runs
  - 2003 - 71 home runs
  - 2009 - 69 home runs
  - 2000 - 69 home runs

### LANCE, LOVE AND BUTLER

- Hansen Butler is enjoying one of his most dominant runs in his Carolina career. In his last 15 outings, Hansen Butler has a 0.55 ERA. He has only given up 1 earned run and 6 hits in 16.1 innings with 23 strikeouts.
- In the ACC Tournament, Butler saw action in 3 games, went 2-0 with 1 save in 5.0 innings and struck out 6 batters without giving up a single hit.
- Joey Lancellotti has thrown 2+ innings in 16 of his last 19 relief outings and has only given up two earned runs in his last 8 outings. In those 8 outings, he has a 1.26 ERA with a 2-0 record and 2 saves with 16 strikeouts and only 4 walks in 14.1 innings.
- In the ACC Tournament, Lancellotti went 2-0 with 7 strikeouts and 0 walks in 8.2 innings over 3 outings. He gave up one run for a 1.04 ERA.
- In his last 12 outings, Austin Love has the lowest ERA on the team (1.61) as he has only given up 5 earned runs in his last 28.0 innings.
- On May 24 against Miami, he threw a career high 6.1 innings and struck out a career high 6 batters out of the bullpen.

### WELCOME TO DALLAS

- UNC is 11-1 with Dallas Tessar in the starting lineup in 2019 and was 23-8 in 2018 with him in the starting lineup.
- He has started all 7 games of the ACC Tournament, the team is 7-0, and he is on a current career high 7 game hitting streak.
- Before the ACC Tournament, Dallas Tessar played in 42 games, just 4 starts, and had a .148 batting average with 4 hits and 2 RBIs.
- In the last 7 games, he is hitting .346 (3rd best on the team) with 9 hits (T-2nd best on the team) and 5 RBIs.

### BUSCH CHASING HISTORY

- Michael Busch has recorded 29 home runs over the last two seasons. In 2018, he hit 13 home runs and his current 16 home runs are tied for the team lead with Aaron Sabato. With one more home run he ties Chris Maples in back-to-back season under Mike Fox.
  - Chris Maples - 30 HRs (7 in 2001 and 23 in 2002)
  - **Michael Busch - 29 HRs (13 in 2018, 16 in 2019)**
  - Dustin Ackley - 29 HRs (7 in 2008 and 22 in 2009)
  - Ryan Earey - 29 HRs (15 in 1999 and 14 in 2000)
  - Chad Flack - 28 HRs (7 in 2008 and 22 in 2009)

### ALL-ACC AWARDS

- Aaron Sabato became the 7th Tar Heel to be named ACC Freshman of the Year joining Brian Roberts (1997), Adam Greenberg (2000), Daniel Bard (2004), Dustin Ackley (2007), Colin Moran (2011) and Ashton McGee (2017). The 7 ACC Freshman of the Year are the most by any school in conference history. Georgia Tech is second with five.
- Michael Busch was named a first team All-ACC outfielder while Sabato joined him on the first team as a DH/UT player. Busch made the 2018 All-ACC second team as a first baseman, making him the first player to earn All-ACC honors at different positions since Kyle Seager in 2008-2009. In 2008 Seager was an All-ACC second baseman and in 2009 he was an All-ACC third baseman.
- Tyler Baum was named to the third team as a starting pitcher.
- Danny Serretti and Aaron Sabato were both selected for the All-Freshman team. Serretti at shortstop and Sabato as a DH/UT. Sabato



and Serretti are the first pair of UNC position players to make the All-Freshman team since the inception of the award in 2005.

### SABATO'S 8 GAME MULTI-HIT STREAK

- Freshman Aaron Sabato put together 8 consecutive games with multiple hits from 5/7 against Winthrop to 5/17 against NC State.
- During those 8 games, he was 1st in batting average (.606), 1st in hits (20), T-1st in doubles (3), T-1st in triples (1), 1st in HRs (4), 1st in RBIs (15), 1st in slugging % (1.121) and 1st in on base % (.649).
- He also went 4-for-4 on Thursday, May 16 against NC State while hitting for the cycle and with 4 of the teams 5 RBIs.

### BASH BROTHERS

- Aaron Sabato and Michael Busch are the first Tar Heel duo to hit 10+ home runs in the same season since Skye Bolt and Tyler Ramirez did so in 2015. Busch and Sabato both have 16 home runs
- Busch and Sabato have the most home runs by a Tar Heel duo since Dustin Ackley (22 home runs) and Levi Michael (13 home runs) combined for 35 in 2009.
- Sabato and Busch both have 16 home runs. They are only the third Tar Heel duo to both hit 15+ home runs joining Marshall Hubbard (17) and Chris Iannetta (15) when they combined for 32 home runs in 2004 and Chris Maples (23) and Adam Greenberg (17) who combined for 40 in 2002.

### FRESHMAN DUO MAKING HISTORY

- Danny Serretti is the 1st freshman under head coach Mike Fox to have two games with five or more hits in a single season. In those games, he is 10-for-10 with 6 doubles, 6 RBI and 5 runs scored. His first 5-hit game came against Gardner-Webb on March 12 and his second game came against Georgia Tech on April 6.
- Serretti is the first Tar Heel to have 5 hits in one game since 2017 and the first freshman to do so since 2014. He is the 1st player since Dustin Ackley in 2009 to have 2 games of 5+ hits in a single season.
- On Saturday, April 20, Serretti became the first Tar Heel to have 6 RBI in a game since Colin Moran did so against Wake Forest in 2013, and he is the first freshman to have 6 RBI in a game since Moran did so against UNCW in 2011.
- Aaron Sabato is the first freshman since 2009 to hit more than 10 home runs in a season and his 16 home runs are the most by a freshman in Carolina history, besting the old record of Chad Flack's 15 home runs during his freshman campaign in 2005.
- Sabato also led the team in batting average during conference play (.358), and is the first freshman to do that since Colin Moran was named ACC Freshman of the year in 2011. He also became the first freshman to hit for the cycle under head coach Mike Fox.
- In ACC play, Sabato (.358) and Serretti (.282) led the team in batting average. It's the first time that two freshman have led the team in batting average since Josh Horton (.352) and Chad Flack (.350) did so in 2005.

### 8 TAR HEELS START ON OPENING MLB ROSTERS

Eight former Tar Heels will open the 2019 season on MLB rosters, including former pitcher Trent Thornton, who made the Toronto Blue Jays' starting rotation. There is also a large Diamond Heels contingent starting the year in the minor leagues, including nine 2018 MLB Draft picks from last year's Diamond Heels College World Series team. Overall, sixty-six Tar Heels have appeared at the Major League level dating back to Bob Lawson, who spent two seasons with Boston and Baltimore in 1901 and 1902. The 8 players are Chris Iannetta (Colorado Rockies), Andrew Miller (St. Louis Cardinals), Colin Moran (Pittsburgh Pirates), Kyle Seager (Seattle Mariners), Adam Warren (San Diego Padres), Matt Harvey (Los Angeles Angels), Trent Thornton (Toronto Blue Jays) and Jacob Stallings (Pittsburgh Pirates).

### FOX WINS 900 AS A TAR HEEL

- On Saturday, Mike Fox won his 900th game as the head coach of the Tar Heels in the second game of a double header against UMass Lowell. With the win, coach Fox is now one of five active DI coaches with 900 wins at their alma mater and one of eight active DI coaches with 900 wins at one school.

### EARLY SUCCESS

- UNC started 8-0 under Mike Fox for the 8th time (1999, 2000, 2005, 2006, 2007, 2013, 2017)
- Three of the last four times the Heels have started 8-0 they have gone on to reach the College World Series (2006, 2007, 2013).
- The 12-1 start to the season is the the best start following a trip to Omaha and the CWS since the 2007 team started 17-1.


### FOX SIGNS 5-YEAR DEAL

Mike Fox signed a five-year extension during the offseason. In his previous 20 seasons at North Carolina, Fox posted a 890-380-1 record, led the Tar Heels to Omaha seven times, won the ACC Coastal Division title seven times, ACC Tournament Championship twice, led UNC to the NCAA Regionals in 17 of 20 seasons while also being named the 2008 Baseball America National Coach of the Year. Fox's extension also included a personal service contract with Nike, making him one of five coaches at the school to have an exclusive Nike deal.

### BIG JUNIOR CLASS

The 2019 Tar Heels will have talent spanning from freshmen to seniors, but the junior class is the most impressive, as they were the No. 1 ranked recruiting class coming out of high school. With five probable everyday starters and potentially the entire weekend rotation on the mound, the junior class will have a big impact this season. Michael Busch and Gianluca Dalatri are both preseason all-America picks and Ike Freeman was an all-ACC selection last year. Austin Bergner was drafted in the 32nd round by the Arizona Diamondbacks, but opted to return for his junior year. Brandon Martorano was second on the team in homeruns last season (9), and will look to increase that number as he moves into the everyday catcher role. Tyler Baum started the second most games last season (12) and will once again be a staple of the rotation. Ashton McGee had a huge freshman year, before cooling off during his sophomore year. He began to heat up towards the end of the year and will look to carry that momentum into a big junior season. Newcomer Dylan Harris projects to be an everyday outfielder and have a big impact as well.





1 • Danny Serretti



3 • Dylan Harris



4 • Brandon Martorano



5 • Ashton McGee



6 • Dylan Enwiller



7 • Dallas Tessar



8 • Ike Freeman



11 • Caleb Roberts



14 • Will Schroeder



15 • Michael Busch



16 • Earl Semper



17 • Jake Holtzapple



18 • Clemente Inclan



19 • Aaron Sabato



23 • Tyler Baum



24 • Hansen Butler



26 • Jackson Hesterlee



27 • Josh Dotson



31 • Joey Lancellotti




34 • Caden O'Brien




36 • Nick Pry



37 • Andrew Grogan



38 • Davis Palermo



39 • Kyle Blendinger




40 • Angel Zarate



41 • Will Sandy



42 • Gianluca Dalatri



43 • Brendan Illies




44 • Austin Love



45 • Austin Bergner



47 • Bennett Nance



48 • Connor Ollio




30 • Mike Fox



21 • Scott Forbes



20 • Robert Woodard



32 • Jesse Wierzicki





#23 Tyler Baum

7-3, 3.95 ERA, WHIP 1.38

Table with columns: Date, Opponent, S/R, Dec., IP, H, R, ER, BB, K. Rows include games against Xavier, USF, UMass Lowell, Clemson, Miami, Virginia Tech, Duke, GT, Notre Dame, Boston College, Virginia, Pittsburgh, NC State, Georgia Tech, and UNCW.

SEASON HIGHS:

Innings: 8.2, Duke (3/29)
Strikeouts: 12, USF (2/24)
Hits: 9, Boston College (4/20), Pittsburgh (5/10)
Walks: 3, UMass Lowell (3/2), Boston College (4/20)
Runs: 6, Clemson (3/10)
Earned Runs: 6, Clemson (3/10)

#45 Austin Bergner

6-1, 5.21 ERA, WHIP 1.51

Table with columns: Date, Opponent, S/R, Dec., IP, H, R, ER, BB, K. Rows include games against Xavier, USF, UMass Lowell, Clemson, Miami, Virginia Tech, Duke, GT, Notre Dame, Boston College, Virginia, Pitt, NC State, Miami, and Tennessee.

SEASON HIGHS:

Innings: 8.0, at Pitt (5/11)
Strikeouts: 11, UMass Lowell (3/3)
Hits: 11, at Notre Dame (4/13)
Walks: 3, Xavier (2/17), Miami (3/17)
Runs: 6, at Georgia Tech (4/6), NC State (5/18)
Earned Runs: 6, at Georgia Tech (4/6)

#39 Kyle Blendinger

0-0, 4.50 ERA, WHIP 1.50

Table with columns: Date, Opponent, S/R, Dec., IP, H, R, ER, BB, K. Rows include games against VCU, UMass Lowell, Clemson, UNC, Davidson, High Point, NC State, and Liberty.

SEASON HIGHS:

Innings: 2.0, NC State (5/17)
Strikeouts: 4, NC State (5/17)
Hits: multiple
Walks: multiple
Runs: 3, Davidson (4/10)
Earned Runs: 2, Clemson (3/10), Davidson (4/10)

#24 Hansen Butler

5-0, 1.80 ERA, WHIP 1.40

Table with columns: Date, Opponent, S/R, Dec., IP, H, R, ER, BB, K. Rows include games against Xavier, VCU, UMass Lowell, Gardner-Webb, UNCW, UNCG, Virginia, ECU, Pitt, High Point, NC State, Boston College, Georgia Tech, UNCW, and Liberty.

SEASON HIGHS:

Innings: 3.0, ECU (5/8)
Strikeouts: 5, ECU (5/8)
Hits: 2, VCU, (2/27), UMass Lowell (3/2)
Walks: 3, Xavier (2/17)
Runs: 2, UMass Lowell (3/2)
Earned Runs: 2, UMass Lowell (3/2)

#42 Gianluca Dalatri

1-1, 2.25 ERA, WHIP 1.28

Table with columns: Date, Opponent, S/R, Dec., IP, H, R, ER, BB, K. Rows include games against Xavier, USF, UMass Lowell, at Clemson, Miami, Duke, and at Notre Dame.

SEASON HIGHS:

Innings: 7.1, USF (2/23), UMass Lowell (3/2)
Strikeouts: 9, USF (2/23)
Hits: 8, Miami (2/15)
Walks: 3, Miami (2/15)
Runs: 4, Miami (2/15)
Earned Runs: 3, Miami (2/15)

#27 Josh Dotson

3-0, 4.73 ERA, WHIP 1.70

Table with columns: Date, Opponent, S/R, Dec., IP, H, R, ER, BB, K. Rows include games against Xavier, NC A&T, VCU, at Clemson, Gardner-Webb, UNCW, at Virginia Tech, Campbell, at GT, Davidson, at Notre Dame, vs South Car., Boston College, Virginia, Winthrop, ECU, at Pitt, High Point, NC State, Boston College, and Liberty.

SEASON HIGHS/CAREER HIGHS:

Innings: 3.2, VCU (2/27)
Strikeouts: 3, Xavier, (2/19), Clemson (3/10)
Hits: 5, VCU (2/27)
Walks: 3, at Pitt (5/11)
Runs: 5, VCU (2/27), Virginia (4/26)
Earned Runs: 5, VCU (2/27)

#37 Andrew Grogan

4-2, 4.84 ERA, WHIP 1.72

Table with columns: Date, Opponent, S/R, Dec., IP, H, R, ER, BB, K. Rows include games against USF, UNCW, Charleston So., at UNCW, Campbell, Duke, at GT, at GT, UNCW, at Notre Dame, vs South Car., Boston College, Coastal Car., Virginia, ECU, at Pitt, High Point, NC State, Boston College, and Liberty.

SEASON HIGHS/CAREER HIGHS:

Innings: 7.2, Coastal Carolina (4/23)
Strikeouts: 5, UNCW (2/26), Liberty (3/26)
Hits: 5, at UNCW (3/13), Coastal Carolina (4/23)
Walks: 3, UNCW (2/26)
Runs: 6, ECU (5/8)
Earned Runs: 5, ECU (5/8)

#31 Joey Lancellotti

6-2, 3 SV, 2.08 ERA, WHIP 1.48

Table with columns: Date, Opponent, S/R, Dec., IP, H, R, ER, BB, K. Rows include games against Xavier, USF, USF, UMass Lowell, Charleston So., Clemson, Campbell, Duke, at GT, at GT, at Notre Dame, vs South Car., Boston College, Boston College, Virginia, Winthrop, at Pitt, High Point, NC State, NC State, Virginia, Miami, Georgia Tech, UNCW, and Tennessee.

SEASON HIGHS:

Innings: 3.2, Boston College (4/21), Georgia Tech (5/26)
Strikeouts: 5, Winthrop (5/7)
Hits: 4, multiple
Walks: 2, multiple
Runs: 4, NC State (5/18)
Earned Runs: 3, at Georgia Tech (4/7), at Pitt (5/11)





**#23 Tyler Baum**  
**Junior, RHP**  
**6-1 • 175**  
**Ocoee, Florida**  
**West Orange**

• Hard-throwing righty who will be a key piece of the weekend rotation in 2019.

- Started the 2019 season 11-1 in his UNC career.
- Picked up his first win of the 2019 season after striking out seven Xavier batters in 6 IP and only allowing two runs. After that win he moved to 12-1 in his career.
- Baum's 12 strikeouts against USF set a new career-high, besting the 10 strikeout performance he had against USF in 2018.
- His 7.0 IP against USF tied his career high.
- The junior has started at least 3-0 in each of his first three seasons at UNC.
- The 28 strikeouts through the first three games are the most in a three-game stretch in his UNC career.
- Baum picked up his fourth win against Miami after bouncing back from a tough outing in Clemson. The junior has now started at least 4-1 in all three seasons in Chapel Hill.
- Baum picked up his second loss against Virginia Tech. The two losses in one season is the most in Baum's career.
- Set a career high in innings pitched against Duke with 8.2. The two hits surrendered were the second fewest hits given up in a start of 6.0+ innings.
- Baum has thrown 5+ innings in 8 of his first 9 outings this year and has 6+ strikeouts in each of those 8 outings.
- Baum has not surrendered more than two earned runs in 6 of his first 9 starts.
- His 7 wins through 9 games ties his career high of wins in season which he set his freshman year.
- Selected in the 2nd round with the 66th pick in the 2019 MLB Draft by the Oakland A's.

**2019 GAME-BY-GAME RESULTS**

Date	Opponent	Dec.	IP	H	R	ER	2B	3B	HR	BB	K
2/16	Xavier	W	6.0	7	2	2	3	0	0	0	7
2/24	USF	W	7.0	5	1	1	1	0	0	1	12
3/2	UMass Lo.	W	6.0	4	1	0	0	0	0	3	9
3/9	at Clemson	L	1.2	8	6	6	3	0	0	2	2
3/16	Miami	W	5.0	4	3	3	1	0	1	1	6
3/22	at VT	L	5.1	8	4	4	0	0	1	2	6
3/29	Duke	W	8.2	2	0	0	0	0	0	2	6
4/5	at GT	W	5.2	6	3	2	2	0	0	1	6
4/12	at ND	W	6.0	2	1	1	0	0	1	3	7
4/20	BC	-	5.1	9	4	3	1	1	0	3	4
4/26	Virginia	-	5.0	6	4	4	1	0	0	1	4
5/10	at Pittsburgh	L	5.1	9	4	4	4	0	0	1	6
5/16	NC State	-	6.2	7	3	2	0	0	0	2	7
5/22	Virginia	-	7.1	5	2	2	1	0	1	2	6
5/26	Georgia Tech	-	0.1	0	0	0	0	0	0	0	0
5/31	UNCW	-	5.1	8	4	4	2	0	1	1	4

**BAUM'S SEASON HIGHS**

**Innings:** 8.2, Duke (3/29)  
**Strikeouts:** 12, USF (4/24)  
**Hits:** 9, Boston College (4/20)  
**Walks:** 3, UMass Lowell (3/2), Boston College (4/20)  
**Runs:** 6, at Clemson (3/9)  
**Earned Runs:** 6, at Clemson (3/9)

**BAUM'S CAREER HIGHS**

**Innings:** 8.2, Duke (3/29/19)  
**Strikeouts:** 12, USF (4/24/19)  
**Hits:** 9, Boston College (4/20/19)  
**Walks:** 5, Florida State (3/23/18)  
**Runs:** 6, Florida State (3/23/18), Clemson (3/9/19)  
**Earned Runs:** 6, Florida State (3/23/18), Clemson (3/9/19)

**Tyler Baums's Pitching Statistics**

Year	ERA	W	L	App	GS	CG	SHO	CBO	SV	IP	H	R	ER	BB	SO	2B	3B	HR	BF	B/Avg	WP	HBP	SFA	SHA
2017	2.57	7	0	16	15	0	0	0	0	63.0	47	18	18	27	47	7	0	6	261	.208	3	4	0	4
2018	4.57	4	1	18	12	0	0	0	0	65.0	58	38	33	32	74	16	3	6	285	.240	10	7	2	2
2019	3.95	7	3	16	15	0	0	0	0	86.2	90	42	38	25	92	19	1	5	376	.266	11	5	4	4
<b>TOTAL</b>	<b>3.73</b>	<b>18</b>	<b>4</b>	<b>50</b>	<b>42</b>	<b>0</b>	<b>0</b>	<b>0</b>	<b>0</b>	<b>214.2</b>	<b>195</b>	<b>98</b>	<b>89</b>	<b>84</b>	<b>213</b>	<b>42</b>	<b>4</b>	<b>17</b>	<b>922</b>	<b>.242</b>	<b>24</b>	<b>16</b>	<b>6</b>	<b>10</b>



**#45 Austin Bergner**  
**Junior, RHP**  
**6-4 • 200**  
**Windermere, Fla.**  
**Windermere Prep**

• Hard-throwing righty who will feature in the weekend rotation for the Heels.

• Threw 4.1 innings against Xavier to start the season striking out six batters.

• Bergner picked up his first win of the season against UMass Lowell on 3/2. It was the second time in his career he struck out 11 batters, one off his career high of 12.

• Struck out a season high 11 batters against UMass Lowell.

• Threw a season high 7.0 IP against Clemson while striking out 6 batters.

• Picked up his second win of the season against Miami with only one strikeout while going 6.0 IP.

• Has thrown 5.0+ innings in 6 of his first 7 appearances.

• Gave up a season high 6 runs in his start at Georgia Tech and lasted a season low 2.1 innings.

• Tied his season high with 7 IP against Notre Dame for this 4th win of the year.

• Tied his career high with 8.0 innings pitched in a dominant performance against Pittsburgh on May 11. He retired 18 straight batters as he shut out the Panthers for 8 innings while only allowing one walk.

• Was named ACC Pitcher of the Week on May 13 for his 8 shut-outs innings against Pittsburgh.

• In the last two outings against Pitt, Bergner has thrown 8.0 shut-out innings in both of those appearances and combined to strike out 19 batters while only giving up 5 hits without giving up a run.

• Was drafted in the 9th round with the 262 pick in the 2019 MLB Draft by the Detroit Tigers.

**2018 GAME-BY-GAME RESULTS**

Date	Opponent	Dec.	IP	H	R	ER	2B	3B	HR	BB	K
2/17	Xavier	-	4.1	5	3	2	0	0	0	3	6
2/24	USF	-	6.1	4	3	2	1	0	0	1	6
3/2	UMass Lo.	W	5.0	2	2	2	1	0	0	1	11
3/10	at Clemson	-	7.0	9	3	2	1	0	1	2	6
3/17	Miami	W	6.0	6	4	4	1	0	1	3	1
3/23	at VT	W	5.0	4	4	4	1	0	1	3	3
3/30	Duke		6.0	5	1	0	1	0	0	1	5
4/6	at GT	-	2.1	7	6	6	3	1	0	0	2
4/13	at ND	W	7.0	11	5	4	1	0	1	1	6
4/20	BC	-	6.0	9	5	5	1	0	3	3	5
4/27	Virginia	-	3.0	6	4	4	2	0	0	1	0
5/11	at Pittsburgh	W	8.0	2	0	0	0	0	0	1	7
5/17	NC State	L	3.1	8	6	4	1	0	0	2	4
5/24	Miami	-	1.1	5	4	4	3	0	0	2	2
6/2	Tennessee	W	7.0	4	5	5	1	0	0	3	8

**BERGNER'S SEASON HIGHS**

**Innings:** 8.0, at Pittsburgh (5/11/19)

**Strikeouts:** 11, UMass Lowell (3/3)

**Hits:** 11, at ND (4/13)

**Walks:** 3, Xavier (2/17), at VT (3/23)

**Runs:** 6, at GT (4/6)

**Earned Runs:** 6, at GT (4/6)

**BERGNER'S CAREER HIGHS**

**Innings:** 8.0, Pittsburgh (3/17/18), at NC State (4/28/18), at Pittsburgh (5/11/19)

**Strikeouts:** 12, Pittsburgh (3/17/18)

**Hits:** 11, at ND (4/13/19)

**Walks:** 4, multiple times

**Runs:** 7, Mississippi State (6/19/18)

**Earned Runs:** 6, at Louisville (3/10/18), at GT (4/6/19)

**Austin Bergner's Career Pitching Statistics**

Year	ERA	W	L	App	GS	CG	SHO	CBO	SV	IP	H	R	ER	BB	SO	2B	3B	HR	BF	B/Avg	WP	HBP	SFA	SHA
2017	3.00	4	2	27	3	0	0	2	1	48.0	35	20	16	25	45	2	0	3	204	.202	2	1	3	2
2018	4.25	7	3	17	13	0	0	0	1	82.2	76	50	39	34	84	12	0	9	353	.243	6	3	3	0
2019	5.21	6	1	15	15	0	0	0	0	77.2	87	52	45	27	72	18	1	7	346	.279	12	3	3	1
<b>TOTAL</b>	<b>4.32</b>	<b>17</b>	<b>6</b>	<b>59</b>	<b>31</b>	<b>0</b>	<b>0</b>	<b>2</b>	<b>2</b>	<b>208.1</b>	<b>198</b>	<b>122</b>	<b>100</b>	<b>86</b>	<b>201</b>	<b>32</b>	<b>1</b>	<b>19</b>	<b>903</b>	<b>.248</b>	<b>20</b>	<b>7</b>	<b>9</b>	<b>3</b>



**Alphabetical**

23 Tyler Baum  
 45 Austin Bergner  
 39 Kyle Blendinger  
 2 Cameran Brantley  
 15 Michael Busch  
 24 Hansen Butler  
 46 Ben Casparius  
 10 Tom Caufield  
 42 Gianluca Dalatri  
 27 Josh Dotson  
 6 Dylan Enwiller  
 8 Ike Freeman  
 37 Andrew Grogan  
 3 Dylan Harris  
 26 Jackson Hesterlee  
 17 Jake Holtzapple  
 43 Brendan Illies  
 18 Clemente Inclan  
 31 Joey Lancellotti  
 44 Austin Love  
 4 Brandon Martorano  
 5 Ashton McGee  
 47 Bennett Nance  
 34 Caden O'Brien  
 48 Connor Ollio  
 38 Davis Palermo  
 36 Nik Pry  
 11 Caleb Roberts  
 19 Aaron Sabato  
 41 Will Sandy  
 14 Will Schroeder  
 16 Earl Semper  
 1 Danny Serretti  
 7 Dallas Tessar  
 40 Angel Zarate

**By Class**

**Seniors (4)**

Hansen Butler  
 Dylan Enwiller  
 Jackson Hesterlee  
 Brendan Illies

**Juniors (10)**

Tyler Baum  
 Austin Bergner  
 Michael Busch  
 Gianluca Dalatri  
 Ike Freeman  
 Andrew Grogan  
 Dylan Harris  
 Brandon Martorano  
 Ashton McGee  
 Dallas Tessar

**Sophomores (6)**

Kyle Blendinger  
 Jake Holtzapple  
 Clemente Inclan  
 Joey Lancellotti  
 Caden O'Brien  
 Earl Semper

**Freshmen (12)**

Josh Dotson  
 Austin Love  
 Bennett Nance  
 Connor Ollio  
 Davis Palermo  
 Nik Pry  
 Caleb Roberts  
 Aaron Sabato  
 Will Sandy  
 Will Schroeder  
 Danny Serretti  
 Angel Zarate

**Numerical**

No.	Player	Pos.	B/T	Ht.	Wt.	Cl.	Hometown (Previous School)
1	Danny Serretti	INF	S/R	6-0	182	Fr.	Berkeley Heights, N.J. (Governor Livingston)
3	Dylan Harris	OF	L/L	5-9	190	Jr.	Knoxville, Tenn. (Hardin Valley Academy)(Walters State)
4	Brandon Martorano	C	R/R	6-2	187	Jr.	Marlboro, N.J. (Christian Brothers Academy)
5	Ashton McGee	OF/3B/2B	L/R	6-1	207	Jr.	Pikeville, N.C. (C.B. Aycock)
6	Dylan Enwiller	OF/2B/SS	R/R	6-2	186	Sr.	Chandler, Ariz. (Hamilton/Yavapai College)
7	Dallas Tessar	OF	R/R	6-0	175	Jr.*	Simi Valley, Calif. (Chaminade/Yavapai College)
8	Ike Freeman	SS/2B	R/R	5-10	199	Jr.	Rockwell, N.C. (East Rowan)
11	Caleb Roberts	C/OF	L/R	6-1	190	Fr.	Coral Springs, Fla. (St. Thomas Aquinas)
14	Will Schroeder	OF	R/R	6'2	187	Fr.	Leesburg, Va. (Freedom High)
15	Michael Busch	1B/OF	L/R	5-10	207	Jr.	Inver Grove Heights, Minn. (Simley)
16	Earl Semper	OF	S/R	6-2	194	So.	Ft. Lauderdale, Fla. (St. Thomas Aquinas)
17	Jake Holtzapple	3B	R/R	6-0	201	So.*	Charlotte, N.C. (Providence)
18	Clemente Inclan	3B	L/R	6-2	202	So.	Jacksonville, Fla. (Bolles School)
19	Aaron Sabato	1B	R/R	6-2	230	Fr.	Rye Brook, N.Y. (Brunswick School)
23	Tyler Baum	RHP	R/R	6-1	174	Jr.	Ocoee, Fla. (West Orange)
24	Hansen Butler	RHP	R/R	5-11	180	Sr.*	High Point, N.C. (High Point Christian)
26	Jackson Hesterlee	OF	L/R	6-4	210	Sr.	Carrollton, Ga. (Carrollton/Southern Union)
27	Josh Dotson	RHP	R/R	6-1	170	Fr.	Asheville, N.C. (Reynolds)
31	Joey Lancellotti	RHP	R/R	5-11	205	So.	Bensalem, Pa. (William Penn Charter)
34	Caden O'Brien	LHP	R/L	6-1	190	So.	Maiden, N.C. (Maiden)
36	Nik Pry	RHP	R/R	6-1	190	Fr.	Pinehurst, N.C. (Pinecrest)
37	Andrew Grogan	RHP	R/R	6-1	195	Jr.	Cumming, Ga. (N. Forsyth)(Chipola)
38	Davis Palermo	RHP	R/R	6-2	180	Fr.	Chapel Hill, N.C. (Northwood)
39	Kyle Blendinger	RHP	R/R	6-1	185	So.	High Point, N.C. (Southwest Guilford)
40	Angel Zarate	OF	L/L	5-11	180	Fr.*	Reidsville, N.C. (Rockingham County)
41	Will Sandy	LHP	L/L	6-4	180	Fr.	Raleigh, N.C. (Leesville Road)
42	Gianluca Dalatri	RHP	R/R	6-6	256	Jr.	Wall Township, N.J. (Christian Brothers Academy)
43	Brendan Illies	C	R/R	6-1	206	Sr.	Edgewood, Wash. (Puyallup)
44	Austin Love	RHP	R/R	6-3	232	Fr.*	Salisbury, N.C. (West Rowan)
45	Austin Bergner	RHP	R/R	6-4	200	Jr.	Windermere, Fla. (Windermere Prep)
47	Bennett Nance	LHP	L/L	6-2	175	Fr.	Eden, N.C. (Morehead)
48	Connor Ollio	P/INF	R/R	6-1	195	Fr.	Renfrew, Pa. (Butler)

\* - Redshirt

**Coaching & Support Staff**

**Head Coach:** 30 Mike Fox (21th season)

**Associate Head Coach/Recruiting Coordinator:** 21 Scott Forbes (14th season)

**Assistant Coach:** 20 Robert Woodard (Third season)

**Assistant Coach:** 32 Jesse Wierzbicki (Third season)

**Director of Strength and Conditioning:** Greg Gatz (21th season)

**Director of Baseball Operations/Facility Manager:** Dave Arendas (15th season)

**Director of Player Personnel/Clubhouse Manager:** Tyler Puryear (6th season)

**Head Athletic Trainer:** Terri Jo Rucinski (14th season)

**Graduate Assistant Athletic Trainers:** Josh Barnhill, Lilly Vandemark

**Undergraduate Assistant Athletic Trainer:** Stephanie Krieg

**Student Manager/Bullpen Catchers:** Boyd Tisdale, Will Cooke

**Student Managers:** Nick Borbor, Strat Guy, Sean Kelly, Casey Scholl

**Pronunciation Guide**

Tyler Baum	BAWM	Brandon Martorano	mar-tuh-RAH-noh
Ben Casparius	cuh-SPARE-ee-us	Aaron Sabato	suh-BAH-toe
Gianluca Dalatri	jon-LOO-cah duh-LAH-tree	Earl Semper	SIM-puhr
Dylan Enwiller	EN-wye-luhr	Danny Serretti	Sur-EH-tee
Brendan Illies	ILL-ee-us	Dallas Tessar	TESS-uhr
Clemente Inclan	INN-cluhn	Angel Zarate	zuh-RAH-tee
Joey Lancellotti	lan-suh-LAH-tee		









2019 North Carolina Baseball  
Conference statistics for North Carolina (as of May 19, 2019)  
(ACC games only Sorted by Batting avg)

Record: 17-13 Home: 11-4 Away: 6-9 ACC: 17-13

Table with 23 columns: Player, avg, gp-gs, ab, r, h, 2b, 3b, hr, rbi, tb, slg%, bb, hp, so, gdp, ob%, sf, sh, sb-att, po, a, e, fld%. Rows include players like Aaron Sabato, Danny Serretti, Michael Busch, Dylan Harris, Ike Freeman, Ashton McGee, Brandon Martorano, Dylan Enwiller, Caleb Roberts, Tom Caufield, Angel Zarate, Jackson Hesterlee, Clemente Inclan, Dallas Tessar, Brendan Illies, Ben Casparius, Cameran Brantley, Will Schroeder, Earl Semper, Jake Holtzapple, and Totals/Opponents.

LOB - Team (260), Opp (257). DPs turned - Team (27), Opp (28). IBB - Team (6), Busch 2, Freeman 1, Roberts 1, Serretti 1, Sabato 1, Opp (2). Picked off - Sabato 1, Martorano 1.

(ACC games only Sorted by Earned run avg)

Table with 20 columns: Player, era, w-l, app, gs, cg, sho, sv, ip, h, r, er, bb, so, 2b, 3b, hr, b/avg, wp, hp, bk, sfa, sha. Rows include pitchers like Tyler Baum, Austin Bergner, Will Sandy, Hansen Butler, Andrew Grogan, Joey Lancellotti, Gianluca Dalatri, Caden O'Brien, Austin Love, Kyle Blendinger, Josh Dotson, Connor Ollio, Ben Casparius, and Totals/Opponents.

PB - Team (4), Martorano 4, Opp (4). Pickoffs - Team (5), Martorano 2, Sandy 1, Dalatri 1, Baum 1, Opp (2). SBA/ATT - Martorano (19-24), Lancellotti (5-7), Sandy (4-5), Baum (2-3), Dotson (2-2), Casparius (2-2), Bergner (1-2), Love (1-2), O'Brien (1-1), Butler (1-1), Ollio (1-1), Illies (1-1).



2019 North Carolina Baseball  
Overall Statistics for North Carolina (as of May 28, 2019)  
(ACC Championship Stats Sorted by Batting avg)

Record: 4-0 Home: 0-0 Away: 0-0 Neutral: 4-0 ACC: 0-0

Player	avg	gp-gs	ab	r	h	2b	3b	hr	rbi	tb	slg%	bb	hp	so	gdp	ob%	sf	sh	sb-att	po	a	e	fld%	
8 Ike Freeman	.462	4-4	13	3	6	0	0	0	6	6	.462	6	0	0	0	.600	1	0	0-0	2	7	1	.900	
1 Danny Serretti	.438	4-4	16	3	7	2	1	0	5	11	.688	4	0	2	1	.550	0	0	1-1	3	7	0	1.000	
15 Michael Busch	.421	4-4	19	9	8	1	1	3	5	20	1.053	2	0	1	0	.476	0	0	0-0	38	4	0	1.000	
19 Aaron Sabato	.333	4-4	15	5	5	3	0	1	2	11	.733	4	2	5	0	.524	0	0	0-0	0	0	0	.000	
7 Dallas Tassar	.333	4-4	15	0	5	1	0	0	3	6	.400	0	0	3	0	.333	0	0	0-0	6	0	0	1.000	
3 Dylan Harris	.167	4-4	18	3	3	0	0	0	1	3	.167	2	0	3	1	.250	0	0	0-0	13	0	0	1.000	
5 Ashton McGee	.167	4-4	18	2	3	0	0	1	4	6	.333	1	0	7	2	.200	1	0	1-1	9	8	0	1.000	
4 Brandon Martorano	.143	4-4	14	3	2	0	0	2	4	8	.571	4	0	4	1	.333	0	1	0-0	39	4	1	.977	
26 Jackson Hesterlee	.000	4-4	8	0	0	0	0	0	0	0	.000	0	0	5	0	.000	0	0	0-0	3	0	1	.750	
-----																								
11 Caleb Roberts	.500	3-0	4	1	2	1	0	0	1	3	.750	0	2	1	0	.667	0	0	0-0	0	0	0	.000	
6 Dylan Enwiller	.000	4-0	6	1	0	0	0	0	0	0	.000	1	0	1	1	.143	0	1	0-0	1	4	1	.833	
18 Clemente Inclan	.000	1-0	0	0	0	0	0	0	0	0	.000	0	0	0	0	.000	0	0	0-0	0	0	0	.000	
14 Will Schroeder	.000	1-0	0	1	0	0	0	0	0	0	.000	0	0	0	0	.000	0	0	0-0	0	0	0	.000	
40 Angel Zarate	.000	2-0	0	2	0	0	0	0	0	0	.000	0	0	0	0	.000	0	0	0-0	0	0	0	.000	
Totals	.281	4	146	33	41	8	2	7	31	74	.507	24	4	32	6	.392	2	2	2-2	117	40	4	.975	
Opponents	.233	4	146	14	34	7	0	3	13	50	.342	10	5	39	3	.302	1	1	4-4	112	37	5	.968	

LOB - Team (33), Opp (32). DPs turned - Team (4), Opp (6). IBB - Team (3), Freeman 2, Serretti 1.

(ACC Championship Stats Sorted by Earned run avg)

Player	era	w-l	app	gs	cg	sho	sv	ip	h	r	er	bb	so	2b	3b	hr	b/avg	wp	hp	bk	sfa	sha
24 Hansen Butler	0.00	2-0	3	0	0	0/0	1	5.0	0	0	0	2	6	0	0	0	.000	0	0	0	0	0
31 Joey Lancellotti	1.04	2-0	3	0	0	0/0	0	8.2	7	1	1	0	7	1	0	0	.212	0	1	0	0	0
44 Austin Love	1.42	0-0	1	0	0	0/0	0	6.1	3	1	1	2	6	1	0	1	.143	1	1	0	1	0
23 Tyler Baum	2.35	0-0	2	1	0	0/0	0	7.2	5	2	2	2	6	1	0	1	.185	0	0	0	0	1
-----																						
48 Connor Ollio	0.00	0-0	1	1	0	0/0	0	2.1	2	1	0	0	3	0	0	0	.250	1	1	0	0	0
27 Josh Dotson	0.00	0-0	1	0	0	0/0	0	1.1	3	0	0	1	1	0	0	0	.429	0	1	0	0	0
37 Andrew Grogan	0.00	0-0	1	0	0	0/0	0	1.0	1	0	0	0	2	0	0	0	.250	0	0	0	0	0
41 Will Sandy	3.00	0-0	1	1	0	0/0	0	3.0	4	1	1	1	4	1	0	0	.308	0	1	0	0	0
34 Caden O'Brien	15.43	0-0	1	0	0	0/0	0	2.1	4	4	4	0	2	0	0	1	.400	0	0	0	0	0
45 Austin Bergner	27.00	0-0	1	1	0	0/0	0	1.1	5	4	4	2	2	3	0	0	.556	0	0	0	0	0
Totals	3.00	4-0	4	4	0	0/0	1	39.0	34	14	13	10	39	7	0	3	.233	2	5	0	1	1
Opponents	7.71	0-4	4	4	0	0/0	0	37.1	41	33	32	24	32	8	2	7	.281	3	4	0	2	2



2019 North Carolina Baseball  
Overall Statistics for North Carolina (as of Jun 03, 2019)  
(Regional Stats Sorted by Batting avg)

Record: 3-0 Home: 3-0 Away: 0-0 ACC: 0-0

Player	avg	gp-gs	ab	r	h	2b	3b	hr	rbi	tb	slg%	bb	hp	so	gdp	ob%	sf	sh	sb-att	po	a	e	fld%
19 Aaron Sabato	.400	3-3	10	4	4	0	0	2	2	10	1.000	4	0	3	0	.571	0	0	0-0	0	0	0	.000
3 Dylan Harris	.385	3-3	13	3	5	1	0	1	4	9	.692	1	0	3	1	.429	0	0	0-0	8	0	0	1.000
11 Caleb Roberts	.375	3-2	8	1	3	1	0	0	0	4	.500	2	0	2	0	.500	0	0	1-1	2	0	0	1.000
8 Ike Freeman	.375	3-3	8	5	3	1	0	0	3	4	.500	6	1	1	0	.667	0	0	0-0	3	7	0	1.000
7 Dallas Tessar	.364	3-3	11	2	4	1	0	1	2	8	.727	1	0	1	0	.417	0	1	0-0	5	0	0	1.000
15 Michael Busch	.231	3-3	13	3	3	1	0	1	2	7	.538	2	0	1	1	.333	0	0	0-0	24	1	0	1.000
5 Ashton McGee	.214	3-3	14	3	3	0	0	1	6	6	.429	1	0	2	0	.267	0	0	0-0	5	7	1	.923
1 Danny Serretti	.182	3-3	11	4	2	0	0	0	1	2	.182	4	0	3	0	.400	0	0	0-0	2	9	1	.917
4 Brandon Martorano	.167	3-3	12	1	2	0	0	1	4	5	.417	2	0	6	0	.286	0	0	0-0	24	4	0	1.000
-----																							
26 Jackson Hesterlee	.500	1-0	2	1	1	1	0	0	0	2	1.000	0	0	0	0	.500	0	0	0-0	0	0	0	.000
6 Dylan Enwiller	.333	3-1	3	0	1	0	0	0	1	1	.333	0	0	0	0	.333	0	0	0-0	4	1	0	1.000
17 Jake Holtzapfle	.000	1-0	1	0	0	0	0	0	0	0	.000	0	0	1	0	.000	0	0	0-0	0	0	0	.000
43 Brendan Illies	.000	1-0	1	0	0	0	0	0	0	0	.000	0	0	1	0	.000	0	0	0-0	1	0	0	1.000
14 Will Schroeder	.000	1-0	0	0	0	0	0	0	0	0	.000	1	0	0	0	1.000	0	0	0-0	0	0	0	.000
18 Clemente Inclan	.000	1-0	0	0	0	0	0	0	1	0	.000	0	0	0	0	.000	1	0	0-0	0	0	0	.000
40 Angel Zarate	.000	1-0	0	1	0	0	0	0	0	0	.000	1	0	0	0	1.000	0	0	0-0	1	0	0	1.000
Totals	.290	3	107	28	31	6	0	7	26	58	.542	25	1	24	2	.425	1	1	1-1	81	33	2	.983
Opponents	.235	3	98	9	23	4	0	1	8	30	.306	14	2	26	3	.336	2	1	4-5	79	25	4	.963

LOB - Team (28), Opp (27). DPs turned - Team (3), Opp (2). IBB - Team (2), Martorano 1, Sabato 1. Picked off - Serretti 1.

(Regional Stats Sorted by Earned run avg)

Player	era	w-l	app	gs	cg	sho	sv	ip	h	r	er	bb	so	2b	3b	hr	b/avg	wp	hp	bk	sfa	sha
44 Austin Love	1.80	1-0	2	0	0	0/0	0	5.0	1	2	1	3	6	0	0	0	.059	1	1	0	0	0
45 Austin Bergner	2.57	1-0	1	1	0	0/0	0	7.0	4	2	2	3	8	1	0	0	.167	2	0	0	0	0
23 Tyler Baum	6.75	0-0	1	1	0	0/0	0	5.1	8	4	4	1	4	2	0	1	.364	1	0	0	1	1
-----																						
41 Will Sandy	0.00	0-0	1	1	0	0/0	0	2.1	2	0	0	0	0	0	0	0	.286	0	1	0	0	0
31 Joey Lancellotti	0.00	0-0	2	0	0	0/0	1	2.1	3	0	0	2	3	1	0	0	.300	0	0	0	0	0
24 Hansen Butler	0.00	1-0	2	0	0	0/0	0	2.0	2	0	0	3	2	0	0	0	.286	1	0	0	0	0
27 Josh Dotson	0.00	0-0	1	0	0	0/0	0	1.0	1	0	0	0	1	0	0	0	.250	0	0	0	0	0
48 Connor Ollio	0.00	0-0	1	0	0	0/0	0	1.0	0	0	0	0	1	0	0	0	.000	0	0	0	0	0
39 Kyle Blendinger	0.00	0-0	1	0	0	0/0	0	0.2	0	0	0	0	1	0	0	0	.000	0	0	0	0	0
37 Andrew Grogan	27.00	0-0	1	0	0	0/0	0	0.1	2	1	1	2	0	0	0	0	1.000	0	0	0	1	0
Totals	2.67	3-0	3	3	0	0/0	1	27.0	23	9	8	14	26	4	0	1	.235	5	2	0	2	1
Opponents	9.23	0-3	3	3	0	0/0	0	26.1	31	28	27	25	24	6	0	7	.290	7	1	1	1	1

PB - Team (1), Martorano 1, Opp (1). Pickoffs - Team (1), Martorano 1. SBA/ATT - Martorano (4-5), Bergner (1-1), Baum (1-1), Love (1-1), Butler (0-1), Lancellotti (1-1).



**2018 North Carolina Baseball  
Overall Statistics for North Carolina (as of Jun 03, 2019)  
(2018 Chapel Hill Super Regional Sorted by Batting avg)**

Record: 2-0 Home: 2-0 Away: 0-0 ACC: 0-0

Player	avg	gp-gs	ab	r	h	2b	3b	hr	rbi	tb	slg%	bb	hp	so	gdp	ob%	sf	sh	sb-att	po	a	e	fld%	
8 Ike Freeman	.625	2-2	8	1	5	0	0	0	0	5	.625	1	0	0	0	.667	0	0	0-1	2	3	0	1.000	
15 Michael Busch	.500	2-2	6	3	3	0	0	1	2	6	1.000	3	1	0	0	.700	0	0	2-2	18	0	0	1.000	
10 Zack Gahagan	.500	2-2	6	1	3	0	0	0	2	3	.500	2	0	1	0	.625	0	0	0-0	0	3	0	1.000	
3 Kyle Datre	.375	2-2	8	3	3	0	0	0	0	3	.375	0	2	2	0	.500	0	0	0-0	2	7	1	.900	
11 Cody Roberts	.375	2-2	8	3	3	2	0	1	5	8	1.000	1	0	4	0	.444	0	1	0-0	5	0	0	1.000	
5 Ashton McGee	.250	2-2	8	0	2	1	0	0	2	3	.375	0	0	2	0	.250	0	0	0-0	8	0	0	1.000	
1 Brandon Riley	.250	2-2	8	1	2	2	0	0	2	4	.500	0	0	2	0	.222	1	0	0-0	6	0	0	1.000	
26 Jackson Hesterlee	.200	2-2	5	1	1	0	0	0	0	1	.200	0	0	3	0	.200	0	0	0-0	0	0	0	.000	
4 Brandon Martorano	.143	2-2	7	1	1	1	0	0	1	2	.286	0	0	2	0	.125	1	0	0-0	12	2	0	1.000	
-----																								
12 Josh Ladowski	.000	2-0	2	0	0	0	0	0	0	0	.000	0	0	1	0	.000	0	0	0-0	0	0	0	.000	
7 Dallas Tessar	.000	1-0	1	0	0	0	0	0	0	0	.000	0	0	0	0	.000	0	0	0-0	0	0	0	.000	
18 Clemente Inclan	.000	1-0	1	0	0	0	0	0	0	0	.000	0	0	1	0	.000	0	0	0-0	0	0	0	.000	
Totals	.338	2	68	14	23	6	0	2	14	35	.515	7	3	18	0	.413	2	1	2-3	54	17	2	.973	
Opponents	.264	2	72	9	19	3	0	3	7	31	.431	6	1	14	1	.329	0	1	2-2	51	14	0	1.000	

LOB - Team (16), Opp (17). DPs turned - Team (1). Picked off - Datre 1.

**(2018 Chapel Hill Super Regional Sorted by Earned run avg)**

Player	era	w-l	app	gs	cg	sho	sv	ip	h	r	er	bb	so	2b	3b	hr	b/avg	wp	hp	bk	sfa	sha		
34 Caden O'Brien	0.00	1-0	2	0	0	0/0	0	3.0	0	1	0	2	2	0	0	0	.000	0	0	0	0	0		
41 Cooper Criswell	1.80	1-0	1	1	0	0/0	0	5.0	4	1	1	2	3	1	0	1	.211	0	0	0	0	0		
31 Josh Hiatt	3.00	0-0	2	0	0	0/0	1	3.0	2	1	1	1	2	0	0	0	.182	1	1	0	0	0		
19 Brett Daniels	5.40	0-0	1	0	0	0/0	0	3.1	4	2	2	0	3	1	0	1	.286	0	0	0	0	0		
42 Gianluca Dalatri	8.10	0-0	1	1	0	0/0	0	3.1	8	3	3	0	4	1	0	1	.444	0	0	0	0	0		
-----																								
45 Austin Bergner	0.00	0-0	1	0	0	0/0	1	0.1	0	0	0	1	0	0	0	0	.000	0	0	0	0	0		
48 Rodney Hutchison	0.00	0-0	1	0	0	0/0	0	0.0	1	1	0	0	0	0	0	0	1.000	0	0	0	0	1		
Totals	3.50	2-0	2	2	0	0/0	2	18.0	19	9	7	6	14	3	0	3	.264	1	1	0	0	1		
Opponents	7.41	0-2	2	2	0	0/0	0	17.0	23	14	14	7	18	6	0	2	.338	0	3	0	2	1		

Pickoffs - Team (0), Opp (1). SBA/ATT - Martorano (2-2), Criswell (1-1), Dalatri (1-1).



**2019 North Carolina Baseball  
Overall Statistics for North Carolina (as of Jun 03, 2019)  
(All games Sorted by Batting avg)**

Record: 45-17 Home: 34-6 Away: 7-10 Neutral: 4-1 ACC: 17-13

Player	avg	gp-gs	ab	r	h	2b	3b	hr	rbi	tb	slg%	bb	hp	so	gdp	ob%	sf	sh	sb-att	po	a	e	fld%	
19 Aaron Sabato	.341	61-58	217	42	74	23	1	16	58	147	.677	37	8	52	6	.452	1	0	0-0	236	18	5	.981	
1 Danny Serretti	.295	58-57	217	34	64	18	1	3	44	93	.429	26	2	41	6	.371	3	2	3-4	67	147	11	.951	
8 Ike Freeman	.294	62-62	218	44	64	9	2	6	48	95	.436	50	11	29	7	.442	4	0	2-2	69	104	12	.935	
15 Michael Busch	.290	62-62	231	75	67	14	1	16	57	131	.567	58	6	37	6	.441	2	0	4-9	306	25	6	.982	
5 Ashton McGee	.265	61-61	204	46	54	12	1	6	41	86	.422	48	5	47	6	.408	5	0	7-8	74	59	12	.917	
3 Dylan Harris	.263	62-62	232	61	61	15	1	7	29	99	.427	53	3	43	5	.399	5	4	5-6	155	1	5	.969	
6 Dylan Enwiller	.258	58-33	128	33	33	6	2	5	29	58	.453	13	3	37	1	.336	2	5	11-11	54	64	9	.929	
4 Brandon Martorano	.254	61-61	209	37	53	10	0	8	43	87	.416	28	8	65	3	.359	3	4	2-4	493	40	4	.993	
11 Caleb Roberts	.226	51-39	146	23	33	8	0	0	17	41	.281	28	7	22	4	.374	1	1	2-2	71	2	0	1.000	
-----																								
26 Jackson Hesterlee	.293	50-33	116	23	34	8	2	6	25	64	.552	15	5	41	2	.394	1	0	0-0	5	0	1	.833	
10 Tom Caufield	.286	13-0	7	5	2	0	0	0	2	2	.286	0	0	2	1	.286	0	0	0-0	1	2	1	.750	
16 Earl Semper	.250	7-0	8	2	2	0	0	0	1	2	.250	2	0	3	0	.400	0	0	0-0	3	0	0	1.000	
7 Dallas Tessar	.245	49-12	53	14	13	3	0	1	7	19	.358	6	2	13	0	.344	0	2	3-3	29	0	0	1.000	
18 Clemente Inclan	.227	29-2	22	3	5	1	0	0	4	6	.273	8	0	4	0	.394	3	0	2-2	5	14	0	1.000	
43 Brendan Illies	.182	19-0	11	1	2	1	0	1	1	6	.545	2	1	3	0	.357	0	0	0-0	46	1	0	1.000	
46 Ben Casparius	.179	18-10	39	3	7	1	0	0	9	8	.205	3	2	8	0	.261	2	1	0-0	14	18	3	.914	
14 Will Schroeder	.143	18-4	14	3	2	0	0	0	1	2	.143	7	0	3	1	.429	0	0	1-2	5	0	0	1.000	
2 Cameran Brantley	.143	7-0	7	1	1	0	0	0	1	1	.143	1	0	3	0	.222	1	0	0-0	1	0	0	1.000	
40 Angel Zarate	.100	12-0	10	6	1	0	0	0	0	1	.100	1	0	4	0	.182	0	0	0-0	3	0	0	1.000	
17 Jake Holtzapple	.000	8-0	6	0	0	0	0	0	1	0	.000	2	0	3	1	.250	0	0	0-0	1	1	0	1.000	
34 Caden O'Brien	.000	1-1	0	0	0	0	0	0	0	0	.000	0	0	0	0	.000	0	0	0-0	2	3	1	.833	
37 Andrew Grogan	.000	1-1	0	0	0	0	0	0	0	0	.000	0	0	0	0	.000	0	0	0-0	1	9	2	.833	
Totals	.273	62	2095	456	572	129	11	75	418	948	.453	388	63	460	49	.397	33	19	42-53	1675	555	74	.968	
Opponents	.249	62	2148	310	535	105	6	38	276	766	.357	242	57	545	40	.338	23	19	49-59	1606	503	67	.969	

LOB - Team (536), Opp (504). DPs turned - Team (46), Opp (53). IBB - Team (15), Busch 6, Freeman 3, Sabato 2, Serretti 2, Martorano 1, Roberts 1, Opp (3). Picked off - Serretti 2, Harris 1, Enwiller 1, Sabato 1, Freeman 1, Busch 1, Martorano 1.

**(All games Sorted by Earned run avg)**

Player	era	w-l	app	gs	cg	sho	sv	ip	h	r	er	bb	so	2b	3b	hr	b/avg	wp	hp	bk	sfa	sha
23 Tyler Baum	3.95	7-3	16	15	0	0/1	0	86.2	90	42	38	25	92	19	1	5	.266	11	5	0	4	4
45 Austin Bergner	5.21	6-1	15	15	0	0/0	0	77.2	87	52	45	27	72	18	1	7	.279	12	3	1	3	1
-----																						
47 Bennett Nance	0.00	0-0	4	0	0	0/1	0	1.0	2	0	0	2	1	1	0	0	.400	0	0	0	0	0
24 Hansen Butler	1.80	5-0	19	0	0	0/1	1	20.0	12	4	4	15	29	4	1	0	.176	4	1	0	0	0
31 Joey Lancellotti	2.08	6-2	25	1	0	0/1	3	52.0	46	19	12	24	56	8	0	2	.236	4	7	2	2	2
42 Gianluca Dalatri	2.25	1-1	6	6	0	0/1	0	32.0	29	12	8	8	35	6	0	1	.234	6	4	0	1	1
44 Austin Love	3.08	7-4	34	0	0	0/1	5	61.1	49	27	21	24	60	8	0	4	.218	9	6	0	2	2
48 Connor Ollio	3.96	3-1	20	5	0	0/1	0	36.1	35	19	16	16	43	5	0	5	.243	2	2	0	0	0
46 Ben Casparius	4.41	0-0	12	0	0	0/1	1	16.1	17	9	8	7	14	2	1	0	.283	0	1	0	3	1
39 Kyle Blendinger	4.50	0-0	8	0	0	0/1	0	8.0	5	5	4	4	6	2	0	1	.167	0	3	0	0	0
27 Josh Dotson	4.73	3-0	24	2	0	0/1	0	32.1	29	22	17	17	27	7	0	1	.232	4	9	0	1	1
37 Andrew Grogan	4.84	4-2	21	7	0	0/1	0	44.2	46	29	24	22	34	7	1	6	.260	1	9	0	3	2
34 Caden O'Brien	4.91	1-1	29	0	0	0/2	2	33.0	26	24	18	21	29	4	0	3	.215	1	2	0	1	1
41 Will Sandy	5.77	2-2	21	11	0	0/0	0	53.0	56	38	34	30	40	12	1	2	.272	2	3	1	3	4
36 Nik Pry	18.00	0-0	5	0	0	0/0	0	4.0	6	8	8	0	7	2	0	1	.333	1	2	0	0	0
Totals	4.14	45-17	62	62	0	3/3	12	558.1	535	310	257	242	545	105	6	38	.249	57	57	4	23	19
Opponents	6.72	17-45	62	62	1	2/2	4	535.1	572	456	400	388	460	129	11	75	.273	75	63	12	33	19

PB - Team (13), Martorano 12, Roberts 1, Opp (11). Pickoffs - Team (12), Martorano 4, Dalatri 2, Grogan 2, Lancellotti 1, Love 1, Sandy 1, Baum 1, Opp (7). SBA/ATT - Martorano (48-57), Lancellotti (7-9), Baum (4-7), Sandy (5-6), Dotson (6-6), Butler (4-5), O'Brien (5-5), Love (4-5), Bergner (3-4), Ollio (3-4), Dalatri (3-3), Grogan (3-3), Casparius (2-2), Illies (1-1).