



# BASEBALL

2023 MEDIA GUIDE





TABLES OF CONTENTS/QUICKFACTS

2023 AUBURN BASEBALL INFORMATION

Table of Contents/Quick Facts 1
2023 Roster 2
2023 Schedule 3
TV/Radio Chart 4-5
Plainsman Park 6
Plainsman Park Facts & Records 7
Head Coach Butch Thompson 8-9
Assistant Coach Karl Nonemaker 10
Assistant Coach Gabe Gross 11
Pitching Coach Daron Schoenrock 12
Administration 13
Support Staff 14
2023 Player Profiles 15-56

2022 YEAR IN REVIEW

2022 Auburn Team Stats 57
2022 Notes 58-59
2022 Game-By-Game Hitting 60
2022 Game-By-Game Results 61
2022 Superlatives & Miscellaneous Stats 62
2022 Starting Lineups & Starters 63-64
2023 SEC Tournament 65

HISTORY & RECORDS

Auburn Records 66-67
Single-Season Top 10 Hitting 68
Career Top 10 Hitting 69
Single-Season Top 10 Pitching 70
Career Top 10 Pitching 71
Team Top 10 72
Year-By-Year Team Stats (1949-Pres.) 73-74
Streaks & Sweeps 75
Year-By-Year Leaders 76-78
SEC & NCAA Leaders/No-Hitters & Perfect Games 79
Home Run Records 80-81
Five-Hit Games/20-Run Games 81
The Last Time 82
Year-By-Year Results (1895-1948) 83-86
Year-By-Year Results & Team Stats (1949-Pres.) 87-116
Auburn On Television 117-118
Series Records 119
Results vs. Opponents 120-133
Coaching Records 134
Year-By-Year Standings 135
Auburn at the College World Series 136-137
Auburn in NCAA Super Regionals 138
Auburn in NCAA Regionals 139-142
Auburn in SEC Tournaments 143-144
All-Time Honors & Awards 145-148
Auburn in MLB 149-150
MLB Honors/World Series History 151
Auburn in MLB Draft 152-153
Letterwinners (1949-Pres.) 154-156

KEY POSITION PLAYERS RETURNING (7)

Table with 6 columns: Player, Cl., Pos., Ht., Wt., 2022 Statistics. Lists Mike Bello, Cole Foster, Kason Howell, Cam Hill, Nate LaRue, Bobby Peirce, and Bryson Ware.

\* - 2022 starter

KEY PITCHERS RETURNING (5)

Table with 6 columns: Player, Cl., Ht., Wt., 2022 Statistics. Lists Chase Allsup, John Armstrong, Joseph Gonzalez, Chase Isbell, and Tommy Sheehan.

RADIO INFORMATION

Primary Stations WTGZ-FM (93.9), WQSI-FM (95.9)
Radio Network Auburn Sports Network
Primary Contact Andy Burcham
Play-by-Play Announcers Andy Burcham & Brad Law

GENERAL INFORMATION

Location Auburn, Ala.
Founded October 1, 1856
Enrollment 31,526
Nickname Tigers
Colors Burnt Orange and Navy Blue
Affiliation NCAA Division I
Conference Southeastern (SEC West)
President Dr. Christopher B. Roberts (Missouri)
Athletic Director John Cohen (Mississippi State)

KEY NUMBERS

Media Relations Office (334) 844-9800
Media Relations FAX (334) 844-9807
Plainsman Park Press Box (334) 844-4138
Athletic Department Phone (334) 844-4750
Baseball Office (334) 844-4975
Ticket Office (855) 282-2010
Website www.AuburnTigers.com
Twitter @AuburnBaseball

STADIUM INFORMATION

Stadium Samford Stadium-Hitchcock Field at Plainsman Park
First Year/Renovated 1950/1996
Capacity 4,096
All-Time Record 1,259-570 (.688)
Dimensions LF- 315; CF- 385; RF- 331
Alleys LC- 335/385; RC- 360

HISTORY

All-Time Record (since 1895) 2,562-1,731-33 (.596)
Record since 1949 (Modern Era) 2,031-1,397-4 (.592)
All-Time Conference Record 941-894-3 (.513)
All-Time SEC Tournament Record 35-52 (.402)
NCAA Tournament Appearances 23
NCAA Regional Record 54-45 (.545)
Last NCAA Regional 2022 (Auburn, Ala.)
Last NCAA Super Regional 2022 (Corvallis, Ore.)
College World Series Appearances 6
College World Series Record 4-12 (.250)
Last College World Series 2022

COACHING/SUPPORT STAFF

Head Coach Butch Thompson (Birmingham-Southern)
Record at Auburn 222-164 (.575), Eighth year
Career Record 261-185 (.585), Ninth year
Assistant Coach & Recruiting Coordinator Karl Nonemaker (Vanderbilt)
Assistant Coach & Hitting Coach Gabe Gross (Auburn)
Pitching Coach Daron Schoenrock (Tennessee Tech)
Director of Player Development Aaron Everitt (UT Martin)
Director of Operations Greg Drye (Southern Miss)
Athletic Administrator Rhett Hobart (Mississippi State)
Strength and Conditioning Chris Joyner (Minnesota State, Mankato)
Athletic Trainer Anthony Sandersen (South Dakota St.)

TEAM INFORMATION

2022 Overall Record Total 43-22 Home 25-9 Away 12-9 Neut. 6-4
2022 SEC Record 16-13 9-5 7-8 0-0
Conference Finish 4th, West; 5th Overall
2022 Postseason College World Series
2022 Final Ranking No. 5 (Perfect Game)
Letterwinners Returning/Lost 18/18
Position Starters Returning/Lost 5/4
Pitchers Returning/Lost 7/11
Newcomers 20

ATHLETIC COMMUNICATIONS

Baseball SID George Nunnelley
SID FAX Number (334) 844-9807
Nunnelley's Cell Phone (502) 609-9982
Nunnelley's Email gnnunnelley@auburn.edu
Assoc. AD/Communications Kirk Sampson
Sampson's Email kirk@auburn.edu
SID Mailing Address P.O. Box 351; Auburn, AL 36830-0351
SID Overnight Address Athletic Complex
392 S. Donahue Dr., Auburn, AL 36849







# 2023 AUBURN BASEBALL ROSTER

## BY POSITION PITCHERS

No.	Name	B/T	Pos.	Cl.	Ht.	Wt.	Hometown (Previous School)
46	Chase Allsup	R/R	RHP	So.	6-1	238	Dothan, Ala. (Dothan)
41	John Armstrong	R/R	RHP	So.	5-11	208	Marietta, Ga. (Harrison)
25	Tanner Bauman	L/L	LHP	Jr.	6-4	208	Jacksonville, Fla. (St. John's River State)
28	Elliott Bray	R/R	RHP	Fr.	6-0	219	Hartselle, Ala. (Hartselle)
33	Will Cannon	R/R	RHP	So.	6-1	187	Phenix City, Ala. (Northwest Florida State)
23	Parker Carlson	R/R	RHP	So.	6-1	184	Mobile, Ala. (Faith Academy)
54	Konner Copeland	L/L	LHP	Sr.	6-2	185	Mobile, Ala. (Pensacola State)
77	Zach Crotchfelt	L/L	LHP	Fr.	6-2	210	Jackson, N.J. (Jackson Memorial)
45	Joseph Gonzalez	R/R	RHP	Jr.	6-4	233	Humacao, P.R. (Leadership Christian Academy)
29	Christian Herberholz	R/R	RHP	R-Jr.	5-11	197	Scottsboro, Ala. (Southern Union)
17	Trevor Horne	L/R	RHP	R-Fr.	6-3	203	Phenix City, Ala. (Glenwood Academy)
43	Chase Isbell	R/R	RHP	Sr.	6-2	210	Springville, Ala. (Samford)
47	Cameron Keshock	R/R	RHP	Fr.	6-6	215	Spanish Fort, Ala. (Spanish Fort)
22	Hayden Murphy	R/R	RHP/IF	Fr.	6-3	185	Chula, Ga. (Tiftarea Academy)
12	Drew Nelson	L/L	LHP/OF	Fr.	5-11	198	Troy, Ala. (Pike Liberal Arts)
44	Ryan Olson	L/R	RHP	Fr.	6-1	206	Auburn, Ala. (Auburn)
20	Tommy Sheehan	L/L	LHP	Gr.	6-0	210	Brielle, N.J. (Notre Dame)
21	Tommy Vail	R/L	LHP	Gr.	5-11	190	Seattle, Wash. (TCU)

## CATCHERS

No.	Name	B/T	Pos.	Cl.	Ht.	Wt.	Hometown (Previous School)
6	Ryan Dyal	L/R	C	R-Jr.	5-10	197	Senoia, Ga. (East Coweta)
18	Ike Irish	L/R	C	Fr.	6-2	202	Hudsonville, Mich. (St. Mary's Prep)
24	Nate LaRue	R/R	C	Sr.	6-3	223	Mobile, Ala. (McGill-Toolen)
4	Carter Wright	R/R	C	Jr.	6-0	195	Blairsville, Ga. (Iowa Western)

## INFIELDERS

No.	Name	B/T	Pos.	Cl.	Ht.	Wt.	Hometown (Previous School)
7	Cole Foster	S/R	IF	Jr.	6-1	193	Plano, Texas (Plano Senior)
1	Caden Green	R/R	IF	Jr.	5-11	164	Tulsa, Okla. (Seminole State)
16	Cam Hill	L/L	IF	Jr.	6-4	219	Madison, Ala. (Bob Jones)
37	Mason Land	L/R	IF	Sr.	5-10	181	Cantonment, Fla. (Chattahoochee Valley)
51	Ty Mauldin	L/R	IF	Jr.	6-0	196	Trussville, Ala. (Snead State)
26	Cooper McMurray	L/L	IF	R-So.	6-3	258	Tulsa, Okla. (Kansas)
11	Gavin Miller	R/R	IF	Fr.	5-11	192	Oakdale, Pa. (West Allegheny)
9	Brody Moss	L/R	IF	So.	5-11	183	Helena, Ala. (Helena)
8	Bryson Ware	R/R	IF/OF	Sr.	6-2	211	Madison, Miss. (Pearl River)
10	Brody Wortham	R/R	IF	Gr.	6-1	187	Wedowee, Ala. (West Georgia)

## OUTFIELDERS

No.	Name	B/T	Pos.	Cl.	Ht.	Wt.	Hometown (Previous School)
31	Mike Bello	L/L	OF	So.	6-0	203	Oak Ridge, N.J. (Pope John XXIII)
2	Josh Hall	L/R	OF	Gr.	5-9	174	Homewood, Ala. (Ole Miss)
5	Kason Howell	R/R	OF	5th	6-0	178	Argyle, Texas (Liberty Christian)
14	Justin Kirby	R/R	OF	Gr.	5-11	203	Alpharetta, Ga. (Kent State)
27	Bobby Peirce	R/R	OF	R-Sr.	6-0	183	Scottsdale, Ariz. (South Mountain)
3	Chris Stanfield	R/R	OF	Fr.	6-1	189	Tallahassee, Fla. (Chiles)

## COACHES & STAFF

No.	Name	Title	Experience
30	Butch Thompson	Head Coach	Eighth Year
36	Karl Nonemaker	Assistant Coach & Recruiting Coordinator	Sixth Year
39	Gabe Gross	Assistant Coach	Sixth Year
40	Daron Schoenrock	Pitching Coach	First Year
	Aaron Everett	Director of Player Development	Second Year
	Greg Drye	Director of Operations	Eighth Year
	Chris Joyner	Strength & Conditioning Coach	Fifth Year
	Anthony Sandersen	Athletic Trainer	Sixth Year
	Wyn Grantham	Athletic Trainer Intern	First Year
	Sara Elizabeth Jackson	Special Assistant to the Head Coach	Third Year

## NUMERICAL

No.	Name	Pos.
1	Caden Green	IF
2	Josh Hall	OF
3	Chris Stanfield	OF
4	Carter Wright	C
5	Kason Howell	OF
6	Ryan Dyal	C
7	Cole Foster	IF
8	Bryson Ware	IF/OF
9	Brody Moss	IF
10	Brody Wortham	IF
11	Gavin Miller	IF
12	Drew Nelson	LHP/OF
14	Justin Kirby	OF
16	Cam Hill	IF
17	Trevor Horne	RHP
18	Ike Irish	C
20	Tommy Sheehan	LHP
21	Tommy Vail	LHP
22	Hayden Murphy	RHP/IF
23	Parker Carlson	RHP
24	Nate LaRue	C
25	Tanner Bauman	LHP
26	Cooper McMurray	IF
27	Bobby Peirce	OF
28	Elliott Bray	RHP
29	Christian Herberholz	RHP
31	Mike Bello	OF
33	Will Cannon	RHP
37	Mason Land	IF
41	John Armstrong	RHP
43	Chase Isbell	RHP
44	Ryan Olson	RHP
45	Joseph Gonzalez	RHP
46	Chase Allsup	RHP
47	Cameron Keshock	RHP
51	Ty Mauldin	IF
54	Konner Copeland	LHP
77	Zach Crotchfelt	LHP



## 2023 AUBURN BASEBALL SCHEDULE

DATE	DAY	OPPONENT	LOCATION	TIME
<b>FEB. 17</b>	<b>FRIDAY</b>	<b>INDIANA</b>	<b>AUBURN</b>	<b>4 P.M.</b>
<b>FEB. 18</b>	<b>SATURDAY</b>	<b>INDIANA</b>	<b>AUBURN</b>	<b>2 P.M.</b>
<b>FEB. 19</b>	<b>SUNDAY</b>	<b>INDIANA</b>	<b>AUBURN</b>	<b>1 P.M.</b>
Feb. 21	Tuesday	vs. North Alabama#	Madison, AL	6 p.m.
Feb. 24	Friday	at Southern California	Los Angeles, CA	8:30 p.m.
Feb. 25	Saturday	at Southern California	Los Angeles, CA	8:30 p.m.
Feb. 26	Sunday	at Southern California	Los Angeles, CA	2 p.m.
<b>MAR. 1</b>	<b>WEDNESDAY</b>	<b>FLORIDA A&amp;M</b>	<b>AUBURN</b>	<b>6 P.M.</b>
<b>MAR. 3</b>	<b>FRIDAY</b>	<b>LIPSCOMB</b>	<b>AUBURN</b>	<b>6 P.M.</b>
<b>MAR. 4</b>	<b>SATURDAY</b>	<b>LIPSCOMB</b>	<b>AUBURN</b>	<b>2 P.M.</b>
<b>MAR. 5</b>	<b>SUNDAY</b>	<b>LIPSCOMB</b>	<b>AUBURN</b>	<b>1 P.M.</b>
<b>MAR. 7</b>	<b>TUESDAY</b>	<b>UAB</b>	<b>AUBURN</b>	<b>6 P.M.</b>
Mar. 8	Wednesday	at Jacksonville State	Jacksonville, AL	6 p.m.
<b>MAR. 10</b>	<b>FRIDAY</b>	<b>SOUTHEASTERN</b>	<b>AUBURN</b>	<b>6 P.M.</b>
<b>MAR. 11</b>	<b>SATURDAY</b>	<b>SOUTHEASTERN</b>	<b>AUBURN</b>	<b>2 P.M.</b>
<b>MAR. 12</b>	<b>SUNDAY</b>	<b>SOUTHEASTERN</b>	<b>AUBURN</b>	<b>1 P.M.</b>
<b>MAR. 14</b>	<b>TUESDAY</b>	<b>GEORGIA TECH</b>	<b>AUBURN</b>	<b>6 P.M.</b>
Mar. 17	Friday	at Arkansas*	Fayetteville, AR	6:30 p.m.
Mar. 18	Saturday	at Arkansas*	Fayetteville, AR	2 p.m.
Mar. 19	Sunday	at Arkansas*	Fayetteville, AR	2 p.m.
Mar. 21	Tuesday	vs. South Alabama\$	Montgomery, AL	6 p.m.
<b>MAR. 23</b>	<b>THURSDAY</b>	<b>GEORGIA*</b>	<b>AUBURN</b>	<b>6 P.M.</b>
<b>MAR. 24</b>	<b>FRIDAY</b>	<b>GEORGIA*</b>	<b>AUBURN</b>	<b>6 P.M.</b>
<b>MAR. 25</b>	<b>SATURDAY</b>	<b>GEORGIA*</b>	<b>AUBURN</b>	<b>2 P.M.</b>
<b>MAR. 28</b>	<b>TUESDAY</b>	<b>NORTH ALABAMA</b>	<b>AUBURN</b>	<b>6 P.M.</b>
Mar. 31	Friday	at Florida*	Gainesville, FL	5:30 p.m.
Apr. 1	Saturday	at Florida*	Gainesville, FL	5:30 p.m.
Apr. 2	Sunday	at Florida*	Gainesville, FL	12 p.m.
Apr. 4	Tuesday	at UAB%	Birmingham, AL	6 p.m.
<b>APR. 6</b>	<b>THURSDAY</b>	<b>TEXAS A&amp;M*</b>	<b>AUBURN</b>	<b>7 P.M.</b>
<b>APR. 7</b>	<b>FRIDAY</b>	<b>TEXAS A&amp;M*</b>	<b>AUBURN</b>	<b>6 P.M.</b>
<b>APR. 8</b>	<b>SATURDAY</b>	<b>TEXAS A&amp;M*</b>	<b>AUBURN</b>	<b>TBA</b>
Apr. 11	Tuesday	at Georgia Tech	Atlanta, GA	5 p.m.
Apr. 14	Friday	at Alabama*	Tuscaloosa, AL	TBA
Apr. 15	Saturday	at Alabama*	Tuscaloosa, AL	TBA
Apr. 16	Sunday	at Alabama*	Tuscaloosa, AL	TBA
<b>APR. 18</b>	<b>TUESDAY</b>	<b>SAMFORD</b>	<b>AUBURN</b>	<b>6 P.M.</b>
<b>APR. 21</b>	<b>FRIDAY</b>	<b>MISSISSIPPI STATE*</b>	<b>AUBURN</b>	<b>6 P.M.</b>
<b>APR. 22</b>	<b>SATURDAY</b>	<b>MISSISSIPPI STATE*</b>	<b>AUBURN</b>	<b>2 P.M.</b>
<b>APR. 23</b>	<b>SUNDAY</b>	<b>MISSISSIPPI STATE*</b>	<b>AUBURN</b>	<b>1 P.M.</b>
<b>APR. 25</b>	<b>TUESDAY</b>	<b>TROY</b>	<b>AUBURN</b>	<b>6 P.M.</b>
Apr. 28	Friday	at South Carolina*	Columbia, SC	6 p.m.
Apr. 29	Saturday	at South Carolina*	Columbia, SC	3 p.m.
Apr. 30	Sunday	at South Carolina*	Columbia, SC	11 a.m.
<b>MAY 5</b>	<b>FRIDAY</b>	<b>LSU</b>	<b>AUBURN</b>	<b>6 P.M.</b>
<b>MAY 6</b>	<b>SATURDAY</b>	<b>LSU</b>	<b>AUBURN</b>	<b>8 P.M.</b>
<b>MAY 7</b>	<b>SUNDAY</b>	<b>LSU</b>	<b>AUBURN</b>	<b>1 P.M.</b>
May 9	Tuesday	at Samford^	Hoover, AL	6 p.m.
May 11	Thursday	at Ole Miss*	Oxford, MS	7 p.m.
May 12	Friday	at Ole Miss*	Oxford, MS	6:30 p.m.
May 13	Saturday	at Ole Miss*	Oxford, MS	2 p.m.
<b>MAY 16</b>	<b>TUESDAY</b>	<b>JACKSONVILLE STATE</b>	<b>AUBURN</b>	<b>6 P.M.</b>
<b>MAY 18</b>	<b>THURSDAY</b>	<b>MISSOURI*</b>	<b>AUBURN</b>	<b>6 P.M.</b>
<b>MAY 19</b>	<b>FRIDAY</b>	<b>MISSOURI*</b>	<b>AUBURN</b>	<b>6 P.M.</b>
<b>MAY 20</b>	<b>SATURDAY</b>	<b>MISSOURI*</b>	<b>AUBURN</b>	<b>2 P.M.</b>
<b>POSTSEASON</b>				
May 23-28		SEC Tournament	Hoover, Ala.	TBA
June 2-5		NCAA Regionals	TBA	TBA
June 9-12		NCAA Super Regionals	TBA	TBA
June 16-26		College World Series	Omaha, Neb.	TBA

**LEGEND**

\* SEC game | # Game played at Toyota Field (Madison, AL) | \$ Game played at Riverwalk Stadium (Montgomery, AL)


% Game played at Regions Field (Birmingham, AL) | ^ Game played at Hoover Met (Hoover, AL)

All times central and subject to change | Home games in **BOLD**






# TV/RADIO SPOTTING CHART



**#1 Caden Green**  
Jr. • IF • R-R  
5-11 • 164  
Tulsa, Okla.



**#2 Josh Hall**  
Gr. • OF • L-R  
5-9 • 174  
Homewood, Ala.



**#3 Chris Stanfield**  
Fr. • OF • R-R  
6-1 • 189  
Tallahassee, Fla.



**#4 Carter Wright**  
Jr. • C • R-R  
6-0 • 195  
Blairsville, Ga.



**#5 Kason Howell**  
5th • OF • R-R  
6-0 • 180  
Argyle, Texas



**#6 Ryan Dyal**  
R-Jr. • C • L-R  
5-10 • 197  
Senoia, Ga.



**#7 Cole Foster**  
Jr. • IF • S-R  
6-1 • 193  
Plano, Texas




**#8 Bryson Ware**  
Sr. • IF/OF • R-R  
6-2 • 211  
Madison, Miss.




**#9 Brody Moss**  
So. • IF • L-R  
5-11 • 183  
Helena, Ala.



**#10 Brody Wortham**  
Gr. • IF • R-R  
6-1 • 187  
Wedowee, Ala.



**#11 Gavin Miller**  
Fr. • IF • R-R  
5-11 • 192  
Oakdale, Pa.



**#12 Drew Nelson**  
Fr. • LHP/OF • L-L  
5-11 • 198  
Troy, Ala.




**#14 Justin Kirby**  
Gr. • OF • R-R  
5-11 • 203  
Alpharetta, Ga.



**#16 Cam Hill**  
Jr. • IF • L-L  
6-4 • 219  
Madison, Ala.



**#17 Trevor Horne**  
R-Fr. • RHP • L-R  
6-3 • 203  
Phenix City, Ala.



**#18 Ike Irish**  
Fr. • C • L-R  
6-2 • 202  
Hudsonville, Mich.



**#20 Tommy Sheehan**  
Gr. • LHP • L-L  
6-0 • 210  
Brielle, N.J.



**#21 Tommy Vail**  
Gr. • LHP • R-L  
5-11 • 190  
Seattle, Wash.




**#22 Hayden Murphy**  
Fr. • RHP/IF • R-R  
6-3 • 185  
Chula, Ga.



**#23 Parker Carlson**  
So. • RHP • R-R  
6-1 • 184  
Mobile, Ala.



# TV/RADIO SPOTTING CHART



**#24 Nate LaRue**  
Sr. • C • R-R  
6-3 • 223  
Mobile, Ala.



**#25 Tanner Bauman**  
Jr. • LHP • L-L  
6-4 • 208  
Jacksonville, Fla.




**#26 Cooper McMurray**  
R-Sr. • IF • L-L  
6-3 • 258  
Tulsa, Okla.



**#27 Bobby Peirce**  
R-Sr. • OF • R-R  
6-0 • 183  
Scottsdale, Ariz.



**#28 Elliott Bray**  
Fr. • RHP • R-R  
6-0 • 219  
Hartselle, Ala.



**#29 Christian Herberholz**  
R-Jr. • RHP • R-R  
5-11 • 197  
Scottsboro, Ala.



**#31 Mike Bello**  
So. • OF • L-L  
6-0 • 203  
Oak Ridge, N.J.



**#33 Will Cannon**  
So. • RHP • R-R  
6-1 • 187  
Phenix City, Ala.




**#37 Mason Land**  
Sr. • IF • L-R  
5-10 • 181  
Cantonment, Fla.




**#41 John Armstrong**  
So. • RHP • R-R  
5-11 • 225  
Marietta, Ga.



**#43 Chase Isbell**  
Sr. • RHP • R-R  
6-2 • 210  
Springville, Ala.




**#44 Ryan Olson**  
Fr. • RHP • L-R  
6-1 • 206  
Auburn, Ala.




**#45 Joseph Gonzalez**  
Jr. • RHP • R-R  
6-4 • 233  
Humacao, Puerto Rico



**#46 Chase Allsup**  
So. • RHP • R-R  
6-1 • 238  
Dothan, Ala.



**#47 Cameron Keshock**  
Fr. • RHP • R-R  
6-6 • 215  
Spanish Fort, Ala.



**#51 Ty Mauldin**  
Jr. • IF • L-R  
6-0 • 196  
Trussville, Ala.



**#54 Konner Copeland**  
SR. • LHP • L-L  
6-2 • 185  
Mobile, Ala.



**#77 Zach Crotchfelt**  
Fr. • LHP • L-L  
6-2 • 210  
Jackson, N.J.







## PLAINSMAN PARK - HOME OF THE TIGERS

Auburn's baseball home for the past 73 seasons, Samford Stadium-Hitchcock Field at Plainsman Park seats 4,096, including 3,227 chairback seats. The design combines the look of old-time ballparks with academic buildings on the Auburn campus to create a facade of brick and painted steel.

A 1998 facelift transformed Auburn's baseball field into a renaissance of Camden Yard proportions. The park offers the brick backstop of Wrigley Field, the dark green chairback seats of Camden Yards and the Green Monster of Fenway Park, each timeless elements borrowed and melded together to create a timeless atmosphere for college baseball.

In 2016, Samford Stadium-Hitchcock Field at Plainsman Park was named one of the top venues in the country for college baseball by D1Baseball.com. Baseball America voted the facility the best in college baseball prior to the 2003 season.

The intimacy of the park extends to the position of the spectators. The front row box seats are located close to the infield action, just four feet off the ground and only 40 feet from the first and third base bags. The backstop is just 60 feet from home plate.

Down the left field line perched above the box seats, a terraced area allows for another 750 fans to enjoy Auburn baseball.

Besides the playing field and grand stands, the structure also houses the Tigers' clubhouse, which features a locker room, training and equipment areas, an indoor hitting facility, a weight room, a team lounge area, coaches' offices and umpire dressing room.

The commitment to excellence of Auburn's baseball program is evident by the continuing efforts to keep Plainsman Park on the forefront of college baseball. Those efforts have included three additions and numerous upgrades to the facility since its initial renovations in 1996.

The most recent upgrades were completed prior to the 2021 and 2022 seasons with the completion of the Josh Donaldson Hitting Lab located beyond the right field fence, which opened in January 2021, and the conversion of the old hitting tunnels located behind the visitor's dugout into a state-of-the-art weight room prior to the 2022 season. In conjunction with the dedication of the 7,100-square-foot hitting facility, Auburn also dedicated the Tim Hudson Clubhouse and the Joey Pierson and Keith Jones Archways prior to the 2022 season and previously dedicated the home dugout to former head coach Hal Baird in September 2018.

Notable fan experience upgrades have also occurred in recent years, starting in 2017 with the installation of one of the largest video boards in the country measuring 24'0" x 62'4" and a new state-of-the-art sound system along with a MUSCO LED lighting system. Prior to the 2022 season, a student outreach initiative that included adding a viewing plaza beyond the fence in right center field enhanced the overall atmosphere of an Auburn baseball gameday, which ultimately resulted in setting an attendance record in 2022. Additionally, chair back seats throughout the ballpark have been replaced, including installing blue mesh cushioned chairs in the sections nearest to home plate.

Auburn baseball also partnered with TrackMan to implement a data analytic system that brings the Tigers to the forefront nationally in next-level player development. TrackMan incorporates video and uses 3D Doppler radar to measure extension, spin rate, speed, exit velocity and more. TrackMan allows the coaching staff to dive deeper and help Auburn players take the next step to develop and strengthen their identities on the field.

Key renovations and additions came in both 2013 and 2014. First, former Auburn All-American Tim Hudson and his wife Kim donated \$1 million for upgrades to the Auburn clubhouse, locker room, equipment room and athletic training room inside Plainsman Park that were completed in late 2013. Additionally as part of the renovation, new coach's offices, meeting rooms and an alumni room were added. In 2014 both the home and away dugouts were extended 10 feet and new benches were added complete with permanent camera wells.

Beginning in 2010, the outfield wall was padded and represents a Wall of Fame for Auburn baseball, recognizing former greats of the program. The first class of inductees included Bo Jackson, Gregg Olson, Frank Thomas and Tim Hudson on February 27, 2010.

The Plainsman Park Strength and Rehabilitation Center was completed in January of 2004. It houses an x-ray lab, rehabilitation center, physical therapy area, offices for Auburn Sports Medicine Clinic and Andrews Sports Medicine and Orthopedic Center - a research institute directed by Dr. James Andrews, which serves nationally acclaimed professional athletes as well as Auburn's student-athletes.

Rehabilitation services are also available to the public. Physical therapist Dave Walsh also operates on the second floor and is dedicated to addressing the needs of Auburn's student-athletes.

In the summer of 2001, construction began on a \$2.3 million renovation to Plainsman Park that included the addition of 630 chairback box seats down the right and left field foul lines. The bullpens, which once existed where the seats down the foul line are now, were relocated during the renovation. Auburn's bullpen is located behind the Green Monster in left field, while the visiting bullpen rests beyond the right-center field fence, next to the K Corner.

Although the grandstand was constructed prior to the 1996 season, one part of the project was already in place for the 1995 season. Auburn installed a dark green asymmetrically designed outfield wall, which provided a distinct change in the playing dynamics of Plainsman Park.

The most unique feature of that fence is still in place with the 30-foot "Green Monster" in left field, which provides an aesthetically pleasing view to spectators in the grandstand. Rather than the left field foul pole being 345 feet from home plate, as in the past, the wall is just 315 feet from the batter.

Beginning at the left field power alley and continuing around to the right field foul pole, the top of the wall drops down from 30 to eight feet.

Auburn baseball moved its home to the present location in time for the 1950 season. Prior to that, all home games were played on what is now a campus green behind the east side of Jordan-Hare Stadium.

Plainsman Park was host to the 1978 NCAA South Regional and NCAA Regionals in 1999, 2003, 2010 and 2022. It has also witnessed the budding baseball careers of Bo Jackson, Tim Hudson, Gregg Olson, Scott Sullivan, Frank Thomas, Gabe Gross and Josh Donaldson. In 1994, John Powell struck out LSU's Warren Morris at Plainsman Park to set the NCAA career strikeout record. Powell also set the SEC all-time strikeout mark at Plainsman Park, against Arkansas in 1993.

Plainsman Park also has had the privilege of hosting President George W. Bush. Approximately 14,000 people gathered on October 24, 2002, to listen to Bush speak. Bush's visit marked the first time since Franklin D. Roosevelt in 1939 that a United States President visited Auburn while in office.

The field is named in honor of Billy and Jimmy Hitchcock, brothers who became two of Auburn's most noteworthy athletic performers during the 1930s. In 1997, Plainsman Park was renamed Hitchcock Field at Plainsman Park.

The university renamed the facility Samford Stadium-Hitchcock Field at Plainsman Park in May of 2003, naming the stadium after longtime Auburn Board of Trustee Member W. James "Jimmy" Samford, Jr.

Jimmy Samford, who passed away in December of 2003, worked tirelessly in spearheading the efforts for the renovations of Plainsman Park in the late 1990s. It was his work that has made Samford Stadium-Hitchcock Field at Plainsman Park one of the top collegiate baseball facilities in the country. Samford graduated from Auburn in political science in 1972 and was appointed to the board in 1987.

The late Jimmy Hitchcock was Auburn's first All-American in both baseball and football and was known as the "Phantom of Union Springs" for his overall athletic ability. Following a career in Major League Baseball, Jimmy Hitchcock coached the Auburn baseball team in the 1940s before being elected to the Public Service Commission of Auburn on three different occasions.

Billy Hitchcock led Auburn to its first SEC baseball title in 1937 and to its first football bowl game later that fall. Following a nine-year Major League playing career with five teams, "Mr. Billy" earned the title of "The Dignified War Eagle" as manager of the Detroit Tigers, Baltimore Orioles and Atlanta Braves and as commissioner of the Southern League. Hitchcock passed away at the age of 89 in April 2006.





# PLAINSMAN PARK FACTS & RECORDS



## PLAINSMAN PARK FACTS

### GENERAL INFORMATION

First Year	1950
Years	Entering 74th
Surface	Natural Grass/Artificial Turf
All-Time Record	1,284-579 (.689)
Most Wins, Season	30 (1997 & 2010)
Capacity	4,096

### SEATING BREAKDOWN

Chairback Seats	3,227
Terrace Seats	750
Wheelchair Spaces	60
Press Box Seats	59

### DIMENSIONS

Left Field	315 ft.
Left-Center	335/385 ft.
Center Field	385 ft.
Right-Center	360 ft.
Right Field	331 ft.

### FENCE HEIGHT

Left Field	30 feet
LC to RF Foul Pole	8 feet

### FIRST NIGHT GAME

March 27, 1977 vs. LSU, 2-0, 10-2

### EVENTS HOSTED

- 1978 NCAA South Regional
- 1999 NCAA Regional
- 2002 President George W. Bush Visit
- 2003 NCAA Regional
- 2010 NCAA Regional
- 2022 NCAA Regional

### RENOVATIONS/ADDITIONS

- 1995 New outfield wall
- 1996 Renovation of Plainsman Park
- 1998 Existing Scoreboard
- 2002 Addition of 620 chair-back seats down right and left field lines
- 2003 Drainage system and new playing surface
- 2004 Strength and Rehabilitation Center
- 2008 Renovation of team meeting room
- 2009 Original video board installed
- 2010 Wall of Fame added
- 2013 Clubhouse renovated
  - Alumni Room
- New coaches' offices in Strength/Rehab Center
- Open fence for home bullpen
- Flagpoles on plaza honoring CWS teams
- Expanded dugouts
- 2014 New video board, sound system, LED lights and chairback seating
- 2017 Complete resurfacing, including artificial turf installation
- 2018 New floor matting and LINE-X coating in dugouts
- 2019 Ground breaking on player development facility
- 2021 Completion of the player development facility, aesthetic updates to outfield wall, concourse and seats
- 2022 Renovated old batting cages into on-site weight room

## ATTENDANCE RECORDS

### SINGLE GAME

Att.	Date	Opponent	Result
4,715	4/6/2002	LSU	W, 11-3
4,673	4/5/2003	Alabama	L, 2-3
4,503	4/4/2003	Alabama	W, 10-2
4,491	4/5/2002	LSU	L, 4-9
4,471	4/12/1997	Alabama	W, 13-8
4,428	4/6/2003	Alabama	W, 7-6
4,415	5/29/1999	NC State	W, 9-7
4,409	3/11/2003	Georgia Tech	L, 2-4
4,360	2/22/2014	California	L, 0-5
4,220	3/29/2008	Tennessee	L, 4-8

### THREE GAME SERIES

Att.	Opponent	Dates
13,606	Alabama	April 4-6, 2003
13,320	LSU	April 5-7, 2002
12,288	Alabama	May 13-15, 2022
11,914	South Carolina	Mar. 31-Apr. 2, 2017
11,817	Vanderbilt	Apr. 8-10, 2022

### SINGLE SEASON

Att.	Year	Dates	Avg.
127,947	2022	35	3,656
111,627	2004	33	3,382
109,778	1999	38	2,888
107,500	2014	34	3,161
106,225	2019	32	3,319

## PLAINSMAN PARK YEAR-BY-YEAR RECORDS

1950.....	4-7	1987.....	26-7
1951.....	7-4	1988.....	27-8
1952.....	5-5	1989.....	29-7
1953.....	1-5	1990.....	27-11
1954.....	9-2	1991.....	25-11
1955.....	6-5	1992.....	22-12
1956.....	5-6	1993.....	27-7
1957.....	9-4	1994.....	25-8
1958.....	9-6	1995.....	28-5
1959.....	2-1	1996.....	22-11
1960.....	7-3	1997.....	30-6
1961.....	6-3	1998.....	26-8
1962.....	9-1	1999.....	27-5
1963.....	6-0	2000.....	27-8
1964.....	4-1	2001.....	25-4
1965.....	7-0	2002.....	26-7
1966.....	10-3	2003.....	25-12
1967.....	13-4	2004.....	21-12
1968.....	14-3	2005.....	21-14
1969.....	15-7	2006.....	17-17
1970.....	10-6	2007.....	22-13
1971.....	11-6	2008.....	20-15
1972.....	11-12	2009.....	22-13
1973.....	12-7	2010.....	30-9
1974.....	20-4	2011.....	19-14
1975.....	16-11	2012.....	22-13
1976.....	20-8	2013.....	22-12
1977.....	18-7	2014.....	19-16
1978.....	19-8	2015.....	25-11
1979.....	19-4	2016.....	19-16
1980.....	20-8	2017.....	23-13
1981.....	17-12	2018.....	29-6
1982.....	22-8	2019.....	22-10
1983.....	10-16	2020.....	13-5
1984.....	19-10	2021.....	15-14
1985.....	19-6	2022.....	25-9
1986.....	23-7		





HEAD COACH BUTCH THOMPSON



# BUTCH THOMPSON

# 30

Butch Thompson was named Auburn's head baseball coach on October 22, 2015 and enters his eighth season with the Tigers in 2023.

Thompson, who spent three seasons as an assistant coach and recruiting coordinator at Auburn from 2006-08, returned to The Plains after seven seasons at Mississippi State as both associate head coach and pitching coach.

A native of Amory, Miss., Thompson has coached 33 Division I All-Americans and 43 all-conference performers. He has seen 20 of his former pitchers get called up to Major League Baseball, including 14 since 2014. Thompson has also turned 38 pitchers who went undrafted out of high school into MLB draft picks.

Thompson had three pitchers drafted in the first five rounds in 2022 and five pitchers taken in the top 12 rounds, both marking program bests. He previously added a first-round selection in the 2016 draft, a third-round pick in Keegan Thompson in 2017 and the first No. 1 overall pick in program history in Casey Mize in 2018. With Tanner Burns also going as a supplemental first round pick in 2020, Auburn became one of four programs with a pair of pitchers drafted in the first round from 2018-20.

Along with his pitching pedigree, Thompson is also considered one of the top recruiters in the country. Since 2003, he has secured 15 recruiting classes that were ranked in the top 10 by either Baseball America or Perfect Game, including the program record No. 4 class in 2017 and No. 5 class in 2022. His classes signed from 2006-08 at Auburn each ranked in the top 18 nationally, including the No. 5 class in 2008, which included All-American and SEC Player of the Year Hunter Morris.

In 30 years of coaching at the collegiate level, including 21 in the Southeastern Conference, Thompson has coached nine College World Series participants, including leading the Tigers to the program's first trip to the College World Series in 22 years in 2019 and taking the team back for the second time in three postseasons in 2022. Auburn is one of six program to appear in two of the last three College World Series, and Thompson is one of five active SEC coaches who have taken their program to a pair of College World Series in a three-year span. Thompson has also coached one national champion and a national runner-up, won nine conference championships and made 18 postseason appearances. He has also served as an assistant under three National Coach of the Year recipients.

Thompson was named the 2006 Fellowship of Christian Athletes SEC Coach of the Year while at Auburn and the 2014 Baseball America and American Baseball Coaches Association (ABCA) National Assistant Coach of the Year while at Mississippi State.

Thompson has returned the Tigers to prominence in seven seasons on The Plains as he has guided the team to a 222-164 overall record and has advanced to the NCAA Tournament four of the last five postseasons, including three Super Regional appearances in the last four years to go along with the aforementioned two trips to the College World Series. Thompson and the Tigers made three straight NCAA Tournament appearances from 2017-19 for the first time since 2001-03, including back-to-back super regionals in 2018 and 2019 for the first time in program history. Auburn has finished five of Thompson's seven seasons in the top 25, including three in the top 10. The No. 5 national ranking to finish 2022 was tied for the second highest mark in program history.

**PERSONAL**

Hometown Aberdeen, Mississippi  
 Wife Robin  
 Children daughters: Anna, Olivia and Madelyn Gail

**EDUCATION**

College Birmingham-Southern College (1992)  
 UAB (Master's, 1996)

**PLAYING EXPERIENCE**

1989-90 Itawamba CC  
 1991-92 Birmingham-Southern College

**COACHING EXPERIENCE**

1993 Huntingdon College  
 Assistant Coach  
 1994-96 Birmingham-Southern College  
 Assistant Coach  
 1997 Jefferson State (Ala.) CC  
 Head Coach  
 1998-2001 Birmingham-Southern College  
 Assistant Coach  
 2002-05 Georgia  
 Assistant Coach  
 2006-08 Auburn  
 Assistant Coach  
 2009-15 Mississippi State  
 Assistant Coach (2009-12)  
 Associate Head Coach (2012-15)  
 2016-pres Auburn  
 Head Coach

**HIGHLIGHTS**

- Nine CWS appearances/18 postseason appearances
- Led Auburn to two of the last three College World Series and advanced to the Super Regionals in three of the last four seasons
- One of five active SEC head coach to take their program to two College World Series in a three-season span
- Became the fourth coach in program history to win 100+ games in his first three seasons in 2018
- 2014 Baseball America/ABCA National Asst. Coach of the Year
- 2013 National Runner-up (Mississippi State)
- 2006 FCA Coach of the Year
- 2001 National Champion (Birmingham-Southern)
- Coached 20 pitchers who have gone on to pitch in MLB, including 14 since 2014
- Recruited/Coached 38 pitchers who were drafted out of college after going undrafted out of high school





## HEAD COACH BUTCH THOMPSON

The 2022 season marked one of the most successful in recent program history as the Tigers went 43-22 overall and 16-13 in SEC play. The 43 wins were tied for the most since 1999, and the winning conference record marked the Tigers' third under Thompson after doing so just once from 2004-15.

Auburn went 37-18 in the regular season and lost back-to-back games on just three occasions before being selected as a regional host for the first time since 2010. The Tigers welcomed UCLA, Florida State and Southeastern Louisiana to Plainsman Park and proceeded to outscore the three foes 51-18 in three regional contests. The regional sweep marked the program's third straight, outscoring the opponent 117-43 during the span.

After becoming the first team to defeat Oregon State in a home super regional by taking down the Beavers in a dramatic winner-take-all game three, Auburn moved on to Omaha and defeated Stanford 6-2 to secure the program's first College World Series win since 1997. The Tigers are the only team to win a pair of road super regionals in the last three postseasons after also becoming the first team to defeat North Carolina in a Chapel Hill Super Regional in 2019, punching its ticket to Omaha for the first time since 1997.

In seven seasons at MSU, Thompson made four NCAA regional trips, two Super Regionals, won the SEC Tournament and advanced to the College World Series finishing as NCAA runner-up in 2013. In three of his last four seasons in Starkville, the Bulldogs' staff ERA finished no higher than 3.06. Thompson's 2013 pitching staff was one of two nationally to finish in the top 15 in ERA, strikeouts per nine innings and hits allowed per nine innings.

In addition to his experience at Auburn and Mississippi State, Thompson also spent four seasons at Georgia from 2002-05, including a trip to the College World Series in 2004. While there, he guided the development of future Major Leaguers Josh Fields, Mitchell Boggs and Brooks Brown.

Thompson launched his coaching career as pitching coach and top assistant at Huntingdon College (Ala.) in 1993, before returning to his alma mater in Birmingham, where he helped lead the Panthers to back-to-back Southern States Conference Championships and in 1995 coached BSC to its first NAIA World Series berth.

Thompson left BSC briefly to serve as head coach at Jefferson State Community College in Birmingham in 1997. While at JSCC, he was honored as the Regional Tournament Coach of the Year, the ABCA Alabama Junior College Coach of the Year and the Southeast Region Coach of the Year after guiding JSCC to a 39-21 mark, the AJCAA Region 22 State Championship and a third-place finish in the NJCAA Division II World Series.

He returned to Birmingham-Southern as top assistant the following season, beginning a four-year run during the most successful span in BSC baseball history. The Panthers won 196 games and four TranSouth Conference Championships and made three-consecutive appearances in the NAIA World Series. BSC's 2001 team posted a school-best 55-11 mark and captured the NAIA National Championship.

In 2002, Thompson joined the SEC baseball coaching fraternity as a pitching coach and recruiting coordinator at Georgia and has been a part of the league for the past 17 seasons.

Thompson currently serves as the large-school representative for the Alabama Baseball Coaches Association and is an All-American committee member representing the South region for the ABCA.

Thompson prepped at Amory (Miss.) High School and later starred as a pitcher at Itawamba (Miss.) Community College from 1989-90. He is a member of the ICC Athletic Hall of Fame and Mississippi Association of Community College Conference Hall of Fame.

Thompson earned a Bachelor's Degree in History at BSC in 1992 and completed a Master's Degree in Sports Administration at UAB in 1996. He is married to the former Robin Ashe of Birmingham, Ala., and they are the parents of three daughters — Anna, Olivia and Madelyn Gail.

## Coaching Record

Year	School	Title	Record
2022	Auburn <sup>^</sup>	Head Coach	43-22
2021	Auburn	Head Coach	25-27
2020	Auburn	Head Coach	13-5
2019	Auburn <sup>^</sup>	Head Coach	38-28
2018	Auburn	Head Coach	43-23
2017	Auburn	Head Coach	37-26
2016	Auburn	Head Coach	23-33
2015	Miss. State	Assoc. HC	24-30
2014	Miss. State	Assoc. HC	39-24
2013	Miss. State <sup>^</sup>	Assoc. HC	51-20
2012	Miss. State	Assoc. HC	41-24
2011	Miss. State	Asst. Coach	38-25
2010	Miss. State	Asst. Coach	23-33
2009	Miss. State	Asst. Coach	25-29
2008	Auburn	Asst. Coach	28-28
2007	Auburn	Asst. Coach	31-25
2006	Auburn	Asst. Coach	22-34
2005	Georgia	Asst. Coach	30-25
2004	Georgia <sup>^</sup>	Asst. Coach	45-23
2003	Georgia	Asst. Coach	29-26
2002	Georgia	Asst. Coach	33-29
2001	BSC <sup>^*</sup>	Asst. Coach	55-11
2000	BSC <sup>^</sup>	Asst. Coach	46-20
1999	BSC <sup>^</sup>	Asst. Coach	49-18
1998	BSC	Asst. Coach	46-13-1
1997	Jeff. St. CC <sup>^</sup>	Head Coach	39-21
1996	BSC	Asst. Coach	49-12
1995	BSC <sup>^</sup>	Asst. Coach	46-16
1994	BSC	Asst. Coach	45-17
1993	Huntingdon	Asst. Coach	27-27

\* National Champions

<sup>^</sup> World Series Appearance







ASSISTANT COACH



# KARL NONEMAKER

# 36

**PERSONAL**

Hometown Roxbury, N.J.  
 Wife Katie  
 Children daughters: Ellie, Ainsley and Mae

**EDUCATION**

College Vanderbilt (2002)

**PLAYING EXPERIENCE**

1999-02 Vanderbilt  
 2002-03 Philadelphia Phillies Organization

**COACHING EXPERIENCE**

2005-07 Auburn  
 Assistant Coach  
 2010-11 Monmouth  
 Assistant Coach and Recruiting Coordinator  
 2012-17 Old Dominion  
 Assistant Coach and Recruiting Coordinator  
 2018-pres Auburn  
 Assistant Coach and Recruiting Coordinator

**HIGHLIGHTS**

- Named the 2022 ABCA DI National Assistant Coach of the Year
- Has had nine Auburn infielders drafted in the last five seasons, including three in the first 18 rounds of the 2022 MLB Draft
- Helped lead Auburn to super regionals in three of the last four postseasons and CWS in two of the last three
- Assembled four top-10 recruiting classes at Auburn, most recently signing the No. 5 signing class for 2023
- Has played a vital role in Auburn's collective .977 fielding percentage since 2018, including three of the top five marks in program history
- Drafted by the Philadelphia Phillies in the 20th round in 2002
- Ranks second in Vanderbilt history in career hits (283) and tied for second in career batting average (.369)
- Freshman All-American (1999) and First Team All-SEC (2000)



Recently named the 2022 American Baseball Coaches Association National Assistant Coach of the Year, Karl Nonemaker enters his sixth season on The Plains in 2023.

Prior to returning to the Plains, Nonemaker spent the previous six seasons as an assistant and recruiting coordinator at Old Dominion. He served in the same position at Monmouth from 2010-11 and was on Auburn's staff from 2005-07.

Nonemaker has not only brought in top-10 recruiting classes in four of his six years, including the No. 5 signing class for 2023, but also works with the Auburn infielders and has led the team to a collective .977 fielding percentage in the last five seasons, including three of the top fielding percentages in program history.

He has helped nine Auburn infielders get drafted in the last five years, including three in the top 17 rounds of the 2022 MLB Draft. The year prior, All-American Ryan Bliss was taken 42nd overall and became the fifth highest position player drafted in program history. In the seven years prior to Nonemaker's arrival, seven infielders were drafted and none went in the top five rounds.

Under Nonemaker's guidance, Auburn infielders have earned a total of seven All-SEC, five All-Region, four All-American and one Freshman All-American honors. Additionally, Sonny DiChiara became the program's sixth consensus All-American and third SEC Player of the Year in 2022.

Nonemaker also assists Gabe Gross with the Auburn offense, which has turned in three of the best seasons in nearly a decade and played an instrumental role in leading the Tigers to the College World Series in two of the last three postseasons.

Nonemaker's career includes playing professionally in the Phillies organization (2002-03) and coaching at three universities; Old Dominion (2012-17), Monmouth (2010-11) and Auburn. He also spent two years (2008-09) working for Louisville Slugger.

A four-year starter at Vanderbilt from 1999-02, Nonemaker was a freshman All-American in 1999 and first-team All-SEC outfielder in 2000. His .415 batting average as a freshman in 1999 is the 15th best single-season average in SEC history (min. 200 AB) and ninth-best mark in the conference in the last 24 seasons (min. 200 AB). Nonemaker ranks second in career hits (283) and tied for second in career batting average (.369) for the Commodores.

ODU was 162-124 during his six years, winning 30+ games four times and making an appearance in a NCAA Regional in 2014 while also cracking the national polls for the first time in 10 years in 2017.

Prior to Old Dominion, Nonemaker served as an assistant coach and recruiting coordinator at Monmouth University for two years. Monmouth won the 2011 NEC regular season title, and Nonemaker tutored NEC Player of the Year and Louisville Slugger/TPX Third Team All-American Ryan Terry.

A native of Roxbury, N.J., Nonemaker was a four-time SEC Academic Honor Roll selection, graduating from Vanderbilt with a degree in Human and Organizational Development in 2002. He and his wife Katie have three daughters, Ellie, Ainsley and Mae.



ASSISTANT COACH



# GABE GROSS

# 39

### PERSONAL

Hometown Dothan, Ala.  
Wife Kelly  
Children daughter: Allie; son: Jake

### EDUCATION

College Auburn (2012)

### PLAYING EXPERIENCE

1999-01 Auburn  
2001-05 Toronto Blue Jays Organization  
2006-08 Milwaukee Brewers Organization  
2008-09 Tampa Bay Rays Organization  
2010 Oakland Athletics Organization

### COACHING EXPERIENCE

2012 Auburn Student Assistant Coach  
2013 Auburn Volunteer Assistant Coach  
2018-pres Auburn Assistant Coach

### HIGHLIGHTS

- Auburn's 2016 SEC Baseball Legend
- Named the 2022 AlaBCA Assistant Coach of the Year
- In 2022, guided Auburn to the most hits (637) and doubles (126) and second most home runs (74) in a season since 2010
- Mentored Sonny DiChiara to becoming the program's sixth consensus All-American and third SEC Player of the Year in 2022
- Has had 11 position players selected in the MLB Draft in his five seasons, including four in the top 10 rounds
- 2008 World Series appearance with Tampa Bay Rays
- First-round pick of the Toronto Blue Jays in 2001
- Freshman All-American (1999), First Team All-American (2000) and Academic All-American (2001)
- Led the SEC in hitting in 2000 (.430), the second highest single-season clip in program history

Recently named the 2022 AlaBCA Assistant Coach of the Year, former Auburn All-American Gabe Gross enters his sixth season as an assistant coach and hitting coach for the Tigers in 2023.

In Gross' five seasons as the hitting coach, the Tigers have turned in a .281 combined batting average with 513 doubles and 297 home runs in 267 games. Gross and the offense have played an instrumental role in leading the team to Omaha in two of the last three seasons and to the Super Regional in three of the last four.

In 2022, Auburn's 637 hits and 126 doubles were the most in a season since 2010 and the 74 home runs were the second most in that time span, trailing only the 2021 team (86). The 637 hits were good for second most in the SEC and 23rd in the country while the 126 doubles were third in the league and 33rd in the nation. The team registered in the top 10 in program history in runs (455), home runs, extra-base hits (210) and total bases (1,005).

During the season, Gross mentored Auburn's third SEC Player of the Year and sixth consensus All-American in Sonny DiChiara. His 22 home runs were tied for the second most in single season history, and his .549 on-base percentage trails only Frank Thomas in the Auburn record books.

Following the memorable campaign, three position players were selected in the MLB Draft, including DiChiara (5th round), Blake Rambusch (15th round) and Brody Moore (17th round).

In Gross' two separate coaching stints at Auburn, he has seen 15 position players selected in the MLB Draft, including five in the top 10 rounds highlighted by current Miami Marlin Garrett Cooper. His position players have earned a total of eight All-SEC, five All-Region, four All-American and two Freshman All-American honors.

A first team All-American, second team Academic All-American and two-time All-SEC performer, Gross led the SEC with a .430 batting average in 2000, the second highest single-season clip in program history, and went on to be named Auburn's 2016 SEC Baseball Legend. He remains in the school's top 10 in 12 statistical categories, including batting average, hits, doubles, runs, home runs and RBI, among other career lists.

A first round pick of the Toronto Blue Jays in 2001, Gross enjoyed a seven-year big league career and was a member of the 2008 Tampa Bay Rays team that made a World Series appearance. He totaled 78 doubles, eight triples, 40 home runs and 186 RBI while playing for four different teams.

Following his career in professional baseball, Gross enrolled back in Auburn in August 2011 and served as a student assistant (2012) and volunteer assistant (2013) with the program.

Gross moved on from coaching and started broadcasting with ESPN and CSS during the 2014 season. He then joined the SEC Network as a baseball analyst when it launched and has served in the capacity from 2015-17.

A native of Dothan, Alabama, Gross is married to the former Kelly Gesch, also an Auburn graduate. The couple has two children, Allie and Jake.





PITCHING COACH



# DARON SCHOENROCK



**PERSONAL**

Hometown Fayetteville, Tenn.  
 Wife Carol  
 Children sons: Erik and Bret

**EDUCATION**

College Tennessee Tech (1984)  
 Murray State (Master's, 1987)

**PLAYING EXPERIENCE**

1980-84 Tennessee Tech

**COACHING EXPERIENCE**

1985 Tennessee Tech  
 Graduate Assistant/Pitching Coach  
 1986-87 Murray State  
 Graduate Assistant/Pitching Coach  
 1988-89 Lincoln Memorial  
 Head Coach  
 1990-97 Birmingham-Southern  
 Pitching Coach/Recruiting Coordinator  
 1995 Chicago White Sox Organization  
 Pitching Coach  
 1998-99 Kentucky  
 Pitching Coach/Recruiting Coordinator  
 2000-01 Georgia  
 Pitching Coach/Recruiting Coordinator  
 2002-04 Mississippi State  
 Pitching Coach/Recruiting Coordinator  
 2005-22 Memphis  
 Head Coach

**HIGHLIGHTS**

- Led Memphis to 463 wins in his 18 years at the helm
- Named the 2013 C-USA Coach of the Year at Memphis and 1989 TVCA Coach of the Year at Lincoln Memorial
- Guided the Tigers to five straight 30-win seasons for the first time in program history from 2011-15
- Led Memphis to the program's first NCAA Tournament appearance in 13 seasons in 2007
- Orchestrated the second largest turnaround in NCAA Division I Baseball in his second year with the program in 2006
- Has sent 111 players into professional baseball, including 68 pitchers
- Nine of his former players have made it to Major League Baseball
- Mentored Cy Young Award winner and three-time All-Star Brandon Webb (Kentucky), six-time All-Star Jonathan Papelbon (Miss. State) and 10-year MLB veteran Paul Maholm (Miss. State)
- 1995 NAIA World Series participant at Birmingham-Southern and 2001 College World Series participant at Georgia

Daron Schoenrock was named Auburn's pitching coach on Aug. 1, 2022 and enters his first season with the Tigers in 2023.

Schoenrock comes to the Plains with 38 years of coaching experience, including the last 18 seasons as the head coach at Memphis. His career also includes seven seasons as a pitching coach and recruiting coordinator in the Southeastern Conference at Kentucky (1998-99), Georgia (2000-01) and Mississippi State (2002-04).

Following his playing career at Tennessee Tech (1980-84), Schoenrock landed his first coaching gig as a graduate assistant at his alma mater for the 1985 season. He then served as a graduate assistant at Murray State from 1986-87 before becoming the head coach at Lincoln Memorial University from 1988-89.

Schoenrock and Auburn head coach Butch Thompson first crossed paths during his assistant coaching stint at Birmingham-Southern from 1990-97, where he served as Thompson's pitching coach from 1991-92 before becoming coaching colleagues from 1994-96 and leading the Panthers to a third-place finish in the 1995 NAIA World Series.

From there, Schoenrock moved on to his aforementioned coaching stints in the SEC, helping lead Georgia to the 2001 College World Series, before eventually taking over as the head coach at Memphis on June 29, 2004. After orchestrating the second largest turnaround in NCAA Division I Baseball in his second season with the program in 2006, Schoenrock ultimately led the Tigers to 463 wins and the 2007 NCAA Tournament, marking the program's first tournament appearance in 13 seasons. Schoenrock was also named the 2013 Conference USA Coach of the Year.

In his 38 years of coaching, Schoenrock has sent 111 players into professional baseball, including 68 pitchers. Nine of his former players have made it to Major League Baseball, including 2006 Cy Young Award Winner and three-time All-Star Brandon Webb, six-time All-Star Jonathan Papelbon, who ranks 11th on the MLB career saves list (368), and 10-year MLB veteran Paul Maholm, who was the eighth overall pick in 2003.

Along with his on-field coaching duties, Schoenrock was the Chairman of the Conference USA Baseball Coaches from 2008-13 and Chairman of the American Athletic Conference Baseball Coaches from 2014-18. He has also served on the American Baseball Coaches Association Lefty Gomez Award Committee (2003-11) and NCAA Baseball Regional Advisory Committee (2014-17).

Born in Cedar Rapids, Iowa, and raised in Fayetteville, Tennessee, Schoenrock earned his bachelor's degree from Tennessee Tech in 1984 and master's degree from Murray State in 1987. He is married to Carol Cawood Schoenrock, and they have two sons, Erik and Bret.





## ADMINISTRATION

**Dr. Christopher B. Roberts***President, Auburn University*

Christopher B. Roberts began his appointment as Auburn University's 21st president in May 2022.

President Roberts leads the university's four divisions, including Auburn's main campus with its more than 31,000 students and 5,500 faculty and staff, as well as Auburn University at Montgomery, the Alabama Cooperative Extension System and the Alabama Agricultural Experiment Station, a joint enterprise with Alabama A&M University. Roberts is an accomplished scholar who understands that research and teaching excellence, together with service and public engagement, are at the very heart of the state's R1 land-, sea- and space-grant institution. The R1 designation in the Carnegie Classification of Institutions of Higher Education recognizes Auburn as a top-level research institution. As the university's CEO, Roberts marshals the institution's \$1.54 billion annual budget and vast resources, while spearheading the university's strategic vision and advancing the Auburn's ever-growing research enterprise and economic development.

Prior to his presidency, Roberts served as the dean of Auburn's Samuel Ginn College of Engineering from 2012 to 2022. The college has more than 6,000 students and about 400 faculty and staff members. Roberts was a factor in the success of the university's Because This is Auburn — A Campaign for Auburn University, which raised \$1.2 billion. Under Roberts' leadership, more than \$357 million in donations to the college were made during and since the campaign.

He earned a bachelor's degree in chemical engineering from the University of Missouri and master's and doctoral degrees in chemical engineering from the University of Notre Dame. He began his career at Auburn in 1994 as an assistant professor in the Department of Chemical Engineering and became department chair in 2003. He also served as the George E. and Dorothy Stafford Uthlout Professor of Chemical Engineering. He has a strong record of scholarly and academic achievement in nanotechnology and synthetic fuels. Roberts has published close to 150 peer-reviewed journal articles and book chapters in leading chemical engineering, chemistry, materials and related journals and has given over 300 conference presentations, invited seminars and lectures. He has received 45 research grants and contracts from government agencies and corporations, such as the National Science Foundation, U.S. Department of Energy, U.S. Department of Defense, the USDA-Agriculture and Food Research Initiative and Boeing.

He has been honored with numerous awards for his accomplishments and contributions to the field of engineering. Some of those recognitions include the University of Notre Dame's Graduate School Distinguished Alumnus Award in 2015; the University of Missouri's Chemical Engineering Academy of Distinguished Alumni in 2014; and the National Organization of Black Chemists and Chemical Engineers President's Award for Fostering Minority Engagement in 2012 and the SEC Academic Consortium Faculty Achievement Award in 2012.

He and his wife, Tracy, have two children and enjoy cheering on Auburn's national championship-winning Division I athletics programs.

In his almost 30 years on the Plains, Roberts has come to value and cherish everything that makes the Auburn experience truly remarkable and distinctive. Through the university's successes, Auburn has earned the right to dream the biggest dreams. He said the university will strive to be "nothing short of excellent in all areas of our land-grant mission."

His top priorities include advancing Auburn's transformative student-centered experience, continuing to further Auburn's pioneering research and discoveries that will improve people's lives and make our world a better place and instilling a campus climate in which all are welcomed, valued, respected and engaged.

**John Cohen***Athletics Director, Auburn Athletics*

John Cohen, who has more than two decades as a coach and administrator in the Southeastern Conference, was named the 16th Director of Athletics at Auburn University on Oct. 31, 2022. Cohen spent the previous 14 years at Mississippi State in various capacities, most recently as the athletic director the past six years.

Cohen's career in college athletics began as a baseball player at Mississippi State before entering the coaching ranks for 25 years that included being a two-time SEC Coach of the Year at State. Named director of athletics at MSU on November 4, 2016, Cohen led the Bulldog program to record-breaking success athletically, academically and in facilities enhancement during his tenure.

Athletically, Cohen oversaw arguably the greatest era in Bulldog athletics history, highlighted by a 2021 College World Series Championship for the school's first team national title in any sport. A total of five Bulldog programs turned in a program-best season with Cohen at the helm of the department, including softball (2022), baseball (2021), volleyball (2021), soccer (2018) and women's basketball (2017, 2018).

A nationally respected leader within intercollegiate athletics, Cohen serves on the prestigious 10-member NCAA Division I Baseball Committee as part of a four-year term that began on September 1, 2019. Cohen is one of 16 individuals have played and coached in the College World Series and one of just two among that elite group, who have played, coached and later served as director of athletics for a participating school. He is one of three active SEC athletics director to hire an eventual national championship winning head coach in any sport.

Cohen, who spent more than two decades coaching college baseball, was named MSU's head baseball coach in July of 2008. Nine years later, Cohen's official role in administration began when he assumed the role of associate athletic director in addition to head baseball coach.

Success shouldn't come as a surprise as it was never far removed from him during his 12-year run as a head coach in the SEC. His teams were successful both on the field and in the classroom. At MSU, he led the Bulldogs to a College World Series finals appearance, an SEC regular season championship and a SEC Tournament championship. In the classroom upon his arrival in 2009, 133 players were selected to the SEC Academic Honor Roll, including three straight SEC Scholar Athlete of the Year winners from 2013-15.

As a baseball player at MSU, Cohen was a key player on the Bulldogs' 1989 SEC championship team and 1990 College World Series team. He graduated from MSU with a degree in English in 1990 and received a master's degree in sports management from the University of Missouri in 1994.

Following a six-year stint with Missouri as a graduate assistant and assistant coach, Cohen was the head coach at Northwestern State University from 1998-2001. Cohen spent two seasons as an assistant baseball coach at the University of Florida before becoming the head coach at the University of Kentucky in 2004, a position he held for five seasons before returning to his alma mater. Cohen guided the Wildcats to the program's first SEC championship in 2006 with a remarkable worst-to-first finish in his third season.

While winning 284 games as a head coach at MSU, Cohen demonstrated a keen ability to develop players and coaches. During his tenure, 138 MSU baseball players were selected in the Major League Baseball Draft. His influence can be seen throughout the SEC as four of his former assistants are now or have been head coaches — Brad Bohannon (Alabama), Gary Henderson (Kentucky/Mississippi State), Nick Mingione (Kentucky) and Butch Thompson (Auburn).

Cohen is the only coach in SEC history to win an SEC championship, SEC tournament championship, and advance to the College World Series both as a player and head coach. He and Ron Palk are the only two baseball coaches in SEC history to lead multiple schools to SEC titles. His 2013 Bulldog club advanced to the CWS championship series for the first time in MSU history. Cohen also had the privilege of being a part of a College World Series as a player, head coach and three times as an athletic director (2018, '19, '21).





SUPPORT STAFF



**Rhett Hobart**  
Deputy AD / External Affairs  
Sport Administrator



**Aaron Everett**  
Director of Player  
Development



**Greg Drye**  
Director of Baseball  
Operations



**Sara Elizabeth Jackson**  
Special Assistant to the  
Head Coach



**Chris Joyner**  
Strength & Conditioning  
Coach



**Morgan Buckley**  
Assistant Strength &  
Conditioning Coach



**Anthony Sandersen**  
Senior Assistant  
Athletic Trainer



**Wyn Grantham**  
Athletic Trainer Intern



**Dr. Michael Goodlett**  
Athletics Chief Medical  
Officer



**Joe-Joe Petrone**  
Assistant AD for  
Sports Medicine



**Jonathan Bailey**  
Turf Tech - Baseball



**Cameron McDonald**  
Sports Dietitian




**Trenton Reynolds**  
Equipment Manager



**Bryce Decker**  
Team Manager



**Jay Holley**  
Team Manager



**Quinn Stromberg**  
Team Manager



**Drew Wren**  
Team Manager



**Peyton Sower**  
Data Analyst



**Boston Smith**  
Assistant Data Analyst



**Ryan Crawford**  
Assistant Data Analyst





# CHASE ALLSUP

# 46

**POSITION**  
Right-handed pitcher

**CLASS**  
Sophomore

**BATS / THROWS**  
R/R

**HEIGHT - WEIGHT**  
6-1 - 238

**EXPERIENCE**  
1L

**HOMETOWN**  
Dothan, Ala.

**HIGH SCHOOL**  
Dothan

### 2023 - SOPHOMORE YEAR

Enters the season as the No. 44 starting pitcher in the country by D1 Baseball ... also rated the No. 71 sophomore and No. 113 prospect for the 2024 MLB Draft by Perfect Game.

### 2022 - FRESHMAN YEAR

Posted a 1-0 record with a 3.38 ERA in 23 appearances ... his 23 appearances were the third most on the team ... also ranked second on the team with a pair of saves ... struck out 36 batters in 29.1 innings ... went 1-0 with a 4.50 ERA and a save 10 SEC appearances ... made his Auburn debut and struck out all three batters he faced in 14 pitches against Kansas State in Arlington (Feb. 20) ... didn't allow an earned run in his first five appearances 6.1 innings ... struck out multiple batters in each of his first six outings ... earned his first collegiate win at Texas A&M (Mar. 27) ... earned his first collegiate save in his next outing at UAB (Apr. 5), setting a then-season-high 2.1 IP ... struck out a season-high five batters in 2.0 scoreless innings against Samford (Apr. 12) ... pitched a season-high 2.2 innings at Jacksonville State (Apr. 26) ... earned his second save in 2.0 scoreless innings in the series-clinching win against Alabama (May 14) ... struck out the side in the SEC Tournament against Kentucky (May 25) ... made an appearance in both the Corvallis Super Regional against Oregon State (June 12) and College World Series against Arkansas (June 21).

### HIGH SCHOOL

Played at Dothan High School ... also competed for Louisiana Knights Black and the Dothan Dragons ... rated by Perfect

Game as the No. 149 overall player in the country ... tabbed the top right-hander and No. 4 overall player in Alabama ... posted a 9-1 record and 1.73 ERA as a senior ... struck out 107 batters ... named 2021 Dothan Eagle Super 12 Player of the Year and ASWA 7A First Team All-State ... went 3-2 with a 2.16 ERA as a junior in 2020 ... struck out 44 batters in 22.1 innings ... turned in a 3-0 record with a 0.72 ERA and struck out 56 in 29.1 innings with the Knights and Dragons ... participated in the 2020 Perfect Game National Showcase and was named to the Top Prospect Team ... 2019 Perfect Game High Honorable Mention Preseason Underclass All-America ... 2020 Perfect Game Second Team Preseason Underclass All-America.

### PERSONAL

Son of Kenny and Keysha Allsup ... has one sister, Ava ... both of his parents attended Auburn ... born Apr. 21, 2003.

### ALLSUP AT A GLANCE

CAREER RECORD	
at Plainsman Park.....	0-0
On Road/Neutral.....	1-0
vs. SEC.....	1-0
vs. SEC West.....	1-0
vs. SEC East.....	0-0

### CAREER HIGHS

Innings.....	2.2, at Jacksonville State (4/26/22)
Hits.....	3, vs. Middle Tennessee (3/13/22)
Runs.....	4, vs. Ole Miss (3/18/22)
Earned Runs.....	2, two times
Walks.....	2, four times
Strikeouts.....	5, vs. Samford (4/12/22)
Pitches.....	49, vs. Ole Miss (3/18/22)

### CHASE ALLSUP'S CAREER APPEARANCES

2022 - FRESHMAN YEAR		CHASE ALLSUP'S CAREER APPEARANCES																				
Date	Opp (Res.)	DEC	QS	IP	H	R	ER	BB	SO	HR	ERA	NP										
2/20	vs. Kansas State (W, 12-1)	-	-	1.0	0	0	0	0	3	0	0.00	14										
2/25	YALE (W, 9-0)	-	-	1.0	0	0	0	2	2	0	0.00	25										
3/2	UAB (W, 16-1)	-	-	1.0	0	0	0	1	2	0	0.00	20										
3/9	vs. Tennessee Tech (W, 4-3)	-	-	2.0	2	0	0	1	3	0	0.00	39										
3/13	MIDDLE TENNESSEE (W, 10-7)	-	-	1.1	3	1	0	1	3	0	0.00	38										
3/18	OLE MISS (W, 19-5)	-	-	1.1	2	4	2	2	2	1	2.35	49										
3/26	at Texas A&M (L, 4-5)	-	-	0.1	0	0	0	0	0	0	2.25	1										
3/27	at Texas A&M (W, 13-9)	W	-	1.0	0	1	0	1	0	0	2.00	19										
4/5	at UAB (W, 6-4)	S	-	2.1	2	1	1	0	2	1	2.38	34										
4/12	SAMFORD (W, 4-1)	-	-	2.0	1	0	0	0	5	0	2.03	33										
4/19	ALABAMA STATE (W, 6-5)	-	-	0.2	0	0	0	2	0	0	1.93	15										
4/22	SOUTH CAROLINA (W, 6-3)	-	-	0.2	0	0	0	0	0	0	1.84	5										
4/26	at Jacksonville State (W, 8-4)	-	-	2.2	2	1	1	0	3	1	2.08	31										
4/30	at Tennessee (W, 8-6)	-	-	1.1	2	1	1	1	1	0	2.41	41										
5/6	ARKANSAS (L, 8-11)	-	-	1.2	1	0	0	1	0	0	2.21	21										
5/8	ARKANSAS (L, 4-7)	-	-	0.2	1	1	1	2	0	0	2.57	22										
5/14	ALABAMA (W, 6-4)	S	-	2.0	1	0	0	0	2	0	2.35	21										
5/17	vs. Samford (W, 8-4)	-	-	1.0	1	0	0	1	2	0	2.25	21										
5/20	at Kentucky (W, 6-3)	-	-	1.0	1	1	1	0	2	1	2.52	14										
5/21	at Kentucky (L, 3-6)	-	-	2.0	2	1	1	0	1	0	2.67	28										
5/25	vs. Kentucky (L, 1-3)	-	-	1.0	0	0	0	0	3	0	2.57	20										
6/12	at Oregon State (L, 3-4)	-	-	0.2	1	1	1	1	0	0	2.83	11										
6/21	vs. Arkansas (L, 1-11)	-	-	0.2	2	2	2	1	1	0	3.38	21										

### ALL GAMES

Year	ERA	W	L	App	GS	CG	SHO	CBO	SV	IP	H	R	ER	BB	SO	2B	3B	HR	BF	B/Avg	WP	HBP	BK	SFA	SHA
2022	3.38	1	0	23	0	0	0	1	2	29.1	24	15	11	17	36	5	0	4	131	.226	5	5	0	3	0

### SEC GAMES ONLY

Year	ERA	W	L	App	GS	CG	SHO	CBO	SV	IP	H	R	ER	BB	SO	2B	3B	HR	BF	B/Avg	WP	HBP	BK	SFA	SHA
2022	4.50	1	0	10	0	0	0	0	1	12.0	10	9	6	7	7	2	0	2	52	.238	2	3	0	2	0







# JOHN ARMSTRONG

# 41

**ARMSTRONG AT A GLANCE**

**CAREER RECORD**

at Plainsman Park.....	1-0
On Road/Neutral.....	0-0
vs. SEC.....	1-0
vs. SEC West.....	1-0
vs. SEC East.....	0-0

**CAREER HIGHS**

Innings.....	2.2, two times
Hits.....	4, vs. Arkansas (6/21/22)
Runs.....	4, vs. Arkansas (6/21/22)
Earned Runs.....	4, vs. Arkansas (6/21/22)
Walks.....	2, two times
Strikeouts.....	4, vs. Arkansas (5/8/22)
Pitches.....	40, vs. Arkansas (5/8/22)

**2022 – FRESHMAN YEAR**

Went 1-0 with a 4.26 ERA in 19 appearances ... ranked tied for fifth on the team in appearances despite not pitching from Mar. 29-May 8 ... struck out 21 batters in 19.0 innings ... turned in a perfect inning with a strikeout in his Auburn debut and the season opener against Oklahoma in Arlington (Feb. 18) ... made his second scoreless appearance in as many days against Texas Tech (Feb. 19) ... didn't allow an earned run in his first seven appearances and held a 1.26 ERA through his first 14 trips to the mound ... in his first appearance in more than a month, pitched a season-high 2.2 scoreless innings with a season-high four strikeouts against Arkansas (May 8) ... earned his first win in his next outing of 2.2 scoreless innings against Alabama (May 13) ... followed it up with 2.1 scoreless innings against Samford (May 17) ... recorded the final six outs in Auburn's regional win vs. Florida State (June 4) ... made a pair of scoreless appearances in the Corvallis Super Regional (June 11/12) and pitched an inning against Arkansas (June 21) in Omaha.

**HIGH SCHOOL**

Played at Harrison High School ... also competed for the 643 DP Cougars ... tabbed by Perfect Game a top-500 player nationally and the No. 15 right-hander in

**POSITION**  
Right-handed pitcher

**CLASS**  
Sophomore

**BATS / THROWS**  
R/R

**HEIGHT - WEIGHT**  
5-11 - 225

**EXPERIENCE**  
1L

**HOMETOWN**  
Marietta, Ga.

**HIGH SCHOOL**  
Harrison

Georgia ... didn't allow a run in 3.1 innings and registered a save in the COVID-shortened 2020 season ... struck out six batters and was name his team's defensive player of the year ... turned in a 0.63 ERA and struck out 51 in 44.2 innings on the travel circuit in 2020 ... 2019 Perfect Game High Honorable Mention Preseason Underclass All-America ... also played ice hockey, basketball and football and competed in gymnastics.

**PERSONAL**

Son of Paul and Monica Armstrong ... has one brother, Andrew ... born July 11, 2002.

**JOHN ARMSTRONG'S CAREER APPEARANCES**


2022 - FRESHMAN YEAR														
Date	Opp (Res.)	DEC	QS	IP	H	R	ER	BB	SO	HR	ERA	NP		
2/18	vs. Oklahoma (L, 0-3)	-	-	1.0	0	0	0	0	1	0	0.00	8		
2/19	vs. Texas Tech (W, 2-1)	-	-	0.2	0	0	0	1	0	0	0.00	13		
2/25	YALE (W, 9-0)	-	-	0.2	0	0	0	0	2	0	0.00	9		
2/26	YALE (L, 4-5)	-	-	0.2	1	0	0	0	1	0	0.00	12		
3/1	ALABAMA STATE (W, 13-7)	-	-	0.2	1	0	0	0	2	0	0.00	16		
3/9	vs. Tennessee Tech (W, 4-3)	-	-	0.1	1	0	0	0	1	0	0.00	5		
3/11	MIDDLE TENNESSEE (L, 8-10)	-	-	0.1	0	3	0	2	1	0	0.00	18		
3/17	OLE MISS (L, 6-13)	-	-	0.0	2	3	2	2	0	0	4.15	19		
3/22	vs. South Alabama (W, 13-12)	-	-	0.1	0	0	0	0	0	0	3.86	-		
3/29	JACKSONVILLE STATE (L, 2-5)	-	-	1.1	1	0	0	1	0	0	3.00	26		
5/8	ARKANSAS (L, 4-7)	-	-	2.2	0	0	0	1	4	0	2.08	40		
5/13	ALABAMA (W, 3-2)	W	-	2.2	1	0	0	0	3	0	1.59	29		
5/17	vs. Samford (W, 8-4)	-	-	2.1	1	0	0	0	3	0	1.32	28		
5/20	at Kentucky (L, 1-5)	-	-	0.2	1	0	0	0	2	0	1.26	10		
5/21	at Kentucky (L, 3-6)	-	-	0.0	3	2	2	1	0	0	2.51	11		
6/4	FLORIDA STATE (W, 21-7)	-	-	2.0	3	1	1	1	0	0	2.76	24		
6/11	at Oregon State (W, 7-5)	-	-	1.0	0	0	0	1	0	0	2.60	15		
6/12	at Oregon State (L, 3-4)	-	-	0.2	1	0	0	0	0	0	2.50	9		
6/21	vs. Arkansas (L, 1-11)	-	-	1.0	4	4	4	1	1	1	4.26	24		

**ALL GAMES**

Year	ERA	W	L	App	GS	CG	SHO	CBO	SV	IP	H	R	ER	BB	SO	2B	3B	HR	BF	B/Avg	WP	HBP	BK	SFA	SHA
2022	4.26	1	0	19	0	0	0	1	0	19.0	20	13	9	11	21	4	0	1	83	.294	3	0	0	2	2

**SEC GAMES ONLY**

Year	ERA	W	L	App	GS	CG	SHO	CBO	SV	IP	H	R	ER	BB	SO	2B	3B	HR	BF	B/Avg	WP	HBP	BK	SFA	SHA
2022	6.00	1	0	5	0	0	0	0	00	6.0	7	5	4	4	9	1	0	0	26	.318	1	0	0	1	0



# TANNER BAUMAN

# 25

**POSITION**  
Left-handed pitcher

**CLASS**  
Junior

**BATS / THROWS**  
L/L

**HEIGHT - WEIGHT**  
6-4 - 208

**EXPERIENCE**  
TR-JC

**HOMETOWN**  
Jacksonville, Fla.

**PREVIOUS SCHOOL**  
St. John's River State

## 2023 – JUNIOR YEAR

Enters the season as the No. 31 Impact JUCO Transfer by D1 Baseball.

## 2022 – SOPHOMORE YEAR AT ST. JOHN'S RIVER STATE

Made 16 appearances and 14 starts ... turned in two complete games ... led the team in innings (77.2) and strikeouts (100) ... his strikeout total was good for the 29th best in NJCAA ... didn't allow an earned run and struck out 10 in 6.0 innings against Shelton State (Feb. 25) ... struck out a season-high 11 batters against Seminole State (Mar. 7) ... named to the Mid-Florida Conference All-Academic Team.

## 2021 – FRESHMAN YEAR AT ST. JOHN'S RIVER STATE

Pitched primarily in relief, making 19 appearances ... turned in a complete game in one of his four starts ... struck out 40 batters in 44.0 innings of work ... made his college debut against East Georgia State (Jan. 24) ... earned his first win against Southern Union (Feb. 5) ... made his first start at Polk State (Feb. 16) ... struck out 10 in 6.0 innings against Seminole State (Mar. 22) ... named to the Mid-Florida Conference All-Academic Team.

## HIGH SCHOOL

Attended Atlantic Coast High School (FL) ... earned All-Gateway Conference honors ... named 6A District Player of the Year and 1010XL Scholar-Athlete of the Year ... member of the National Honor Society and SGA Vice President.

## PERSONAL

Son of Tom and Lynn Bauman ... has one sister, Taylor, who played softball of Florida Gulf Coast ... born in Jacksonville, Florida, on May 7, 2002.

### BAUMAN AT A GLANCE

#### CAREER HIGHS

Innings..... 7.0, vs. Florida State Jacksonville (4/5/21)  
Hits ..... 11, at Central Florida (3/25/22)  
Runs..... 8, two times  
Earned Runs ..... 6, three times  
Walks ..... 4, three times  
Strikeouts..... 11, vs. Seminole State (3/7/22)  
Pitches..... N/A

### TANNER BAUMAN'S CAREER APPEARANCES

\*-Starter

#### 2021 - FRESHMAN YEAR AT ST. JOHN'S RIVER STATE

Date	Opp (Res.)	DEC	QS	IP	H	R	ER	BB	SO	HR	ERA	NP
1/24	EAST GEORGIA STATE (W, 6-3)	-	-	1.2	3	2	2	1	2	0	10.80	-
1/29	at Flagler College (W, 9-4)	-	-	2.1	2	0	0	3	3	0	4.50	-
2/5	vs. Southern Union State (W, 8-1)	W	-	1.0	1	0	0	1	0	0	3.60	-
2/9	POLK STATE (W, 7-4)	-	-	1.2	1	1	0	1	2	0	2.70	-
2/16	*at Polk State (L, 5-6)	-	-	3.0	5	2	2	0	2	0	3.72	-
2/20	FLORENCE-DARLINGTON TECH (W, 1-0)	-	-	1.1	0	0	0	0	2	0	3.27	-
2/21	CHIPOLA (L, 0-6)	-	-	1.0	0	0	0	0	0	0	3.00	-
2/23	at South Georgia State (W, 10-1)	-	-	1.0	0	0	0	1	0	0	2.77	-
2/27	at State College of Florida (L, 6-14)	L	-	2.1	7	4	4	1	3	0	4.70	-
3/3	at Pasco-Hernando State (W, 19-8)	-	-	0.2	0	0	0	0	0	0	4.50	-
3/8	LAKE-SUMTER STATE (L, 6-10)	-	-	1.1	3	4	4	2	2	1	6.23	-
3/12	at Santa Fe (L, 3-4)	-	-	1.2	2	0	0	0	2	0	5.68	-
3/13	SANTA FE (W, 6-5)	-	-	0.1	2	1	1	0	0	0	6.05	-
3/15	at Santa Fe (L, 3-14)	-	-	1.0	2	2	2	0	1	1	6.64	-
3/22	*SEMINOLE STATE (L, 1-2)	L	X	6.0	3	2	1	2	10	1	5.47	-
3/29	*CENTRAL FLORIDA (L, 3-6)	L	-	4.2	6	6	3	3	4	0	5.52	-
4/5	*FLORIDA STATE JACKSONVILLE (W, 10-2)	W	X	7.0	6	2	2	1	2	1	4.97	-
4/19	at Central Florida (L, 3-4)	-	-	2.0	3	2	2	0	1	0	5.18	-
4/25	at Seminole State (L, 2-3)	-	-	4.0	1	0	0	2	4	0	4.70	-

#### 2022 - SOPHOMORE YEAR AT ST. JOHN'S RIVER STATE

Date	Opp (Res.)	DEC	QS	IP	H	R	ER	BB	SO	HR	ERA	NP
1/28	*at Abraham Baldwin (L, 8-13)	L	-	3.0	7	7	6	2	6	1	18.00	-
2/4	*vs. Wallace State (L, 4-14)	L	-	4.2	3	5	3	1	8	1	10.56	-
2/11	*PENSACOLA STATE (W, 10-4)	W	X	6.0	6	3	3	4	5	0	7.90	-
2/17	*NORTHWEST FLORIDA STATE (L, 4-14)	L	-	4.0	8	6	6	3	4	2	9.17	-
2/25	*vs. Shelton State (L, 2-3)	L	X	6.0	4	3	0	0	10	1	6.84	-
3/2	*SOUTH GEORGIA STATE (L, 1-4)	L	-	5.1	1	3	3	2	7	0	6.52	-
3/7	*SEMINOLE STATE (L, 3-5)	-	X	6.0	7	2	2	2	11	1	5.91	-
3/13	*LAKE-SUMTER STATE (W, 11-1)	W	X	6.0	5	1	0	2	8	0	5.05	-
3/19	*at Santa Fe (L, 0-10)	L	-	4.0	6	7	6	4	2	2	5.80	-
3/25	*at Central Florida (L, 0-10)	L	-	5.0	11	5	5	1	7	1	6.12	-
4/1	*at Santa Fe (L, 3-13)	L	-	4.2	8	8	3	2	3	1	6.09	-
4/8	*LAKE-SUMTER STATE (L, 3-9)	L	-	5.1	9	5	5	4	6	3	6.30	-
4/15	at Santa Fe (L, 3-10)	-	-	2.1	2	2	2	1	1	0	6.35	-
4/19	*SEMINOLE STATE (W, 9-5)	-	-	5.2	10	3	3	1	7	0	6.22	-
4/25	at Daytona State (W, 12-4)	W	-	4.1	4	1	0	1	6	0	5.85	-
5/6	at Chipola (L, 6-11)	L	-	5.1	5	8	4	3	9	2	5.91	-

### ALL GAMES

Year	ERA	W	L	App	GS	CG	SHO	CBO	SV	IP	H	R	ER	BB	SO	2B	3B	HR	BF	B/Avg	WP	HBP	BK	SFA	SHA
2021	4.70	2	3	19	4	1	0	1	0	44.0	47	28	23	18	40	-	-	4	201	.267	-	4	-	-	-
2022	5.91	3	10	16	14	2	0	0	0	77.2	96	69	51	34	100	-	-	15	376	.292	7	10	0	-	-
<b>TOTAL</b>	<b>5.47</b>	<b>5</b>	<b>13</b>	<b>35</b>	<b>18</b>	<b>3</b>	<b>0</b>	<b>1</b>	<b>0</b>	<b>121.2</b>	<b>143</b>	<b>97</b>	<b>74</b>	<b>52</b>	<b>140</b>	<b>-</b>	<b>-</b>	<b>19</b>	<b>577</b>	<b>.283</b>	<b>7</b>	<b>14</b>	<b>0</b>	<b>-</b>	<b>-</b>







# MIKE BELLO

# 31

**POSITION**  
Outfielder

**CLASS**  
Sophomore

**BATS / THROWS**  
L/L

**HEIGHT - WEIGHT**  
6-0 - 203

**EXPERIENCE**  
1L

**HOMETOWN**  
Oak Ridge, N.J.

**HIGH SCHOOL**  
Pope John XXIII

## 2022 – FRESHMAN YEAR

Turned in a .253/.323/.350 slash line in 43 games and 27 starts in left and right field ... collected four doubles and one homer ... scored 18 runs and drove in 12 ... was successful in his only stolen base attempt of the season ... hit .260 in 18 games and 14 starts in SEC play ... made his Auburn debut as a defensive replacement against Kansas State in Arlington (Feb. 20) and hit a single to right field in his first career at-bat ... hit a pinch-hit, two-RBI double against Rhode Island (Mar. 5) ... made his first career start against Ole Miss (Mar. 18), going 3-for-3 with a walk, hit-by-pitch, four runs, a double and two RBI ... became the first Auburn freshman to reach base five times in a game since Steven Williams in 2018 ... the game started a season-best, six-game hit streak ... hit his first career home run at Texas A&M (Mar. 26) ... followed it up by going 2-for-3 with two walks, four runs and a double in the series clincher against the Aggies (Mar. 27) ... went 2-for-5 with a stolen base in the series opener at LSU (Mar. 31) ... started just one game from Apr. 19 until the NCAA Tournament before going 5-for-12 with three runs and three RBI and being named to the Auburn Regional All-Tournament Team ... matched a season high with three hits in the opening game against Southeastern (June 3) ... matched a season high with two RBI against Florida State (June 4) ... went 2-for-4 with a RBI in the opening game of the Corvallis Super Regional (June 11) ... went 1-for-2 with a walk in the College World Series win against Stanford (June 20).

CAREER HIGHS	
At Bats:	5, two times
Runs:	4, two times
Hits:	3, two times
RBI:	2, three times
Doubles:	1, four times
Triples:	None
HR:	1, at Texas A&M (3/26/22)
Hit Streak:	6 (2022)
Reach Base:	8 (2022)

MULTI-HIT GAMES	
Year	2 3 4 5+ Total
2022	3 2 - - 5

MULTI-RBI GAMES	
Year	2 3 4 5+ Total
2022	3 - - - 3

## HIGH SCHOOL

Played at Pope John XXIII ... rated the No. 1 outfielder and No. 8 player in New Jersey by Perfect Game ... registered a .483 batting average, 84 runs, 68 RBI, six home runs ... added 28 doubles, 11 triples and 20 stolen bases ... selected to the USA Baseball 17U National Team Development Program in 2019 and the MLB Player Development Program as one of the top 80 players in the country in 2020 ... 2019 and 2021 NJ.com First Team All-State ... First Team American Colligate Team ... three-time NJAC First Team All-Area ... 2021 Sussex County Player of the Year ... 2021 NJ.com Player of the Year runner up ... also played for the Area Code Yankees ... named PBR Super 60 ... competed in the 2019 Perfect Game Jr. National Showcase and 2020 National Showcase, earning Top Prospect Team honors.



## PERSONAL


Son of Vincent and Yvette Bello ... brother to Nick and Dominick Bello ... his father, Vincent, played baseball at Dominican College ... his brother, Nick, plays football at Assumption College ... born March 26, 2002.

## ALL GAMES

Year	Avg	GP	GS	AB	R	H	2B	3B	HR	RBI	TB	SLG%	BB	HBP	SO	GDP	OB%	SF	SH	SB	ATT	PO	A	E	FLD%
2022	.253	43	27	99	18	25	4	0	1	12	32	.323	14	2	21	0	.350	2	1	1	1	43	0	1	.977

## SEC GAMES ONLY

Year	Avg	GP	GS	AB	R	H	2B	3B	HR	RBI	TB	SLG%	BB	HBP	SO	GDP	OB%	SF	SH	SB	ATT	PO	A	E	FLD%
2022	.260	18	14	50	12	13	2	0	1	5	18	.360	7	1	12	0	.362	0	1	1	1	19	0	1	.950



# WILL CANNON

# 33

**POSITION**  
Right-handed pitcher

**CLASS**  
Sophomore

**BATS / THROWS**  
R/R

**HEIGHT - WEIGHT**  
6-1 - 187

**EXPERIENCE**  
TR-JC

**HOMETOWN**  
Phenix City, Ala.

**PREVIOUS SCHOOL**  
Northwest Florida State

## 2023 – SOPHOMORE YEAR

Enters the season as the No. 7 Impact JUCO Transfer by Perfect Game.

## 2022 – FRESHMAN YEAR AT NORTHWEST FLORIDA STATE

Went 3-2 with a 3.10 ERA in 14 appearances and one start ... led the team with five saves ... struck out 30 batters in 29 innings ... made his debut and earned the save in the season opener against Polk State (Jan. 28) ... struck out four and earned the save in 2.1 innings vs. Chipola (Feb. 5) ... made his lone start and struck out a season-high five in a season-high 4.2 innings against Chipola (Apr. 9).

## HIGH SCHOOL

Attended Central High School (AL) ... named OA News Pitcher of the Year ... went 8-3 with a 1.40 ERA and 107 strikeouts in 90.1 innings during six summers on the Perfect Game circuit.

## PERSONAL

Son of Chris and Amy Cannon ... has four siblings, Christi, Elizabeth, Casey and Al-

yssa ... born in Columbus, Georgia, on July 8, 2003.

### CANNON AT A GLANCE

#### CAREER HIGHS

Innings.....	4.2, vs. Chipola (4/9/22)
Hits.....	4, two times
Runs.....	3, vs. TNXL (3/5/22)
Earned Runs.....	3, vs. TNXL (3/5/22)
Walks.....	5, vs. Chipola (4/9/22)
Strikeouts.....	5, vs. Chipola (4/9/22)
Pitches.....	N/A

### WILL CANNON'S CAREER APPEARANCES

\*-Starter

#### 2022 - FRESHMAN YEAR AT NORTHWEST FLORIDA STATE

Date	Opp (Res.)	DEC	QS	IP	H	R	ER	BB	SO	HR	ERA	NP
1/28	vs. Polk State (W, 7-4)	S	-	1.0	0	0	0	0	1	0	0.00	-
2/5	vs. Chipola (W, 3-0)	S	-	2.1	3	0	0	1	4	0	0.00	-
2/12	MOTLOW STATE (W, 7-6)	W	-	2.2	4	1	1	1	1	0	1.50	-
2/18	vs. Hillsborough (L, 4-9)	-	-	0.2	1	0	0	0	0	0	1.35	-
2/19	vs. Miami Dade (W, 5-1)	-	-	0.2	1	0	0	0	1	0	1.23	-
2/22	at Wallace-Dothan (L, 6-7)	L	-	0.2	1	2	2	2	1	0	3.38	-
2/25	ST. JOHN'S RIVER STATE (W, 3-1)	S	-	2.1	1	0	0	1	3	0	2.61	-
3/3	BISHOP STATE (W, 9-7)	W	-	2.0	2	1	1	0	3	0	2.92	-
3/5	TNXL (L, 6-8)	L	-	3.2	2	3	3	3	2	0	3.94	-
3/19	GULF COAST STATE (W, 5-3)	W	-	2.0	0	0	0	1	2	0	3.50	-
3/22	PENSACOLA STATE (W, 14-9)	S	-	2.0	2	1	1	2	3	0	3.60	-
3/29	TALLAHASSEE (W, 4-2)	S	-	2.0	1	0	0	0	3	0	3.27	-
4/3	at Tallahassee (L, 4-5)	-	-	2.1	1	0	0	3	1	0	2.96	-
4/9	*CHIPOLA (L, 4-7)	-	-	4.2	4	2	2	5	5	0	3.10	-



### ALL GAMES

Year	ERA	W	L	App	GS	CG	SHO	CBO	SV	IP	H	R	ER	BB	SO	2B	3B	HR	BF	B/Avg	WP	HBP	BK	SFA	SHA
2022	3.10	3	2	14	1	0	0	1	5	29.0	23	10	10	19	30	-	-	0	132	.213	3	3	0	-	-







# PARKER CARLSON

# 23

**CARLSON AT A GLANCE**

**CAREER RECORD**

at Plainsman Park.....	1-1
On Road/Neutral.....	0-0
vs. SEC.....	0-0
vs. SEC West.....	0-0
vs. SEC East.....	0-0

**CAREER HIGHS**

Innings.....	3.0, vs. Rhode Island (3/6/22)
Hits.....	3, vs. Middle Tennessee (3/13/22)
Runs.....	3, vs. Middle Tennessee (3/13/22)
Earned Runs.....	3, vs. Middle Tennessee (3/13/22)
Walks.....	2, vs. Jacksonville State (3/29/22)
Strikeouts.....	4, vs. Rhode Island (3/6/22)
Pitches.....	40, vs. Rhode Island (3/6/22)

**2022 – FRESHMAN YEAR**

Went 1-1 with an 8.59 ERA in five appearances ... struck out 10 batters and walked three in 7.1 innings ... pitched a scoreless inning with a strikeout in his Auburn debut in the home opener against Troy (Feb. 23) ... turned in season highs with 3.0 innings and four strikeouts while earning his first career win against Rhode Island (Mar. 6).

**HIGH SCHOOL**

Played at Faith Academy ... rated by Perfect Game as the No. 23 player and No. 11 right hander in Alabama ... tabbed 2021 ASWA 6A First Team All-State ... led his team to the 2021 AHSAA Class 6A State Championship ... struck out 14 batters against Northridge to send Faith Academy to the championship series ... registered a 2.72 ERA with 73 strikeouts in 63.0 innings during the 2019-20 seasons ... 2019 Perfect Game High Honorable Mention Preseason Underclass All-America.

**PERSONAL**

Son of Danny and Kristi Carlson ... has two siblings, Brooks and Ellie ... his brother, Brooks, was a graduate transfer infielder on Auburn's 2022 CWS team ... born Feb. 28, 2003.

**PARKER CARLSON'S CAREER APPEARANCES**

2022 - FRESHMAN YEAR		DEC	QS	IP	H	R	ER	BB	SO	HR	ERA	NP
Date	Opp (Res.)	-	-	1.0	0	0	0	0	1	0	0.00	8
2/23	TROY (W, 13-1)	-	-	1.0	2	1	1	0	1	1	4.50	17
2/26	YALE (L, 4-5)	W	-	3.0	2	1	1	1	4	1	3.60	40
3/6	RHODE ISLAND (W, 14-1)	-	-	0.2	3	3	3	0	2	1	7.94	24
3/13	MIDDLE TENNESSEE (W, 10-7)	L	-	1.2	1	2	2	2	2	0	8.59	34
3/29	JACKSONVILLE STATE (L, 2-5)											

**POSITION**  
Right-handed pitcher

**CLASS**  
Sophomore

**BATS / THROWS**  
R/R

**HEIGHT - WEIGHT**  
6-1 - 184

**EXPERIENCE**  
1L

**HOMETOWN**  
Mobile, Ala.

**HIGH SCHOOL**  
Faith Academy



**ALL GAMES**

Year	ERA	W	L	App	GS	CG	SHO	CBO	SV	IP	H	R	ER	BB	SO	2B	3B	HR	BF	B/Avg	WP	HBP	BK	SFA	SHA
2022	8.59	1	1	5	0	0	0	0	0	7.1	8	7	7	3	10	1	0	3	33	.267	2	0	0	0	0



# KONNER COPELAND

# 54

**POSITION**  
Left-handed pitcher

**CLASS**  
Senior

**BATS / THROWS**  
L/L

**HEIGHT - WEIGHT**  
6-2 - 185

**EXPERIENCE**  
TR-1L

**HOMETOWN**  
Mobile, Ala.

**PREVIOUS SCHOOL**  
Pensacola State/  
East Mississippi

### 2022 - JUNIOR YEAR

Went 3-0 with a 4.20 ERA in nine appearances and two starts ... struck out 19 batters in 15.0 innings ... made his Auburn debut in a midweek start against Alabama State (Mar. 1), pitching 2.1 innings and allowing an unearned run ... recorded an out in SEC road contests at LSU (Apr. 1) and at Mississippi State (Apr. 15) ... earned his first win in a midweek start against Kennesaw State (Apr. 20), striking out a season-high eight batters in 4.0 scoreless innings ... earned a win in a relief effort at Jacksonville State (Apr. 26) ... recorded the final six outs and earned his first SEC win in a comeback effort at No. 1 Tennessee (Apr. 30) ... struck out four batters and didn't allow an earned run in 2.2 innings in the regional opener against Southeastern (June 3).

### 2021 - SOPHOMORE YEAR AT PENSACOLA STATE

Went 7-1 with a 1.74 ERA in 12 appearances and eight starts ... struck out 81 batters in 57.0 innings, good for a 12.79 K/9.0 inning clip ... named 2021 NJCAA Third Team All-America and the Florida Panhandle Conference Pitcher of the Year ... pitched three complete-game shutouts and also recorded a save ... ranked second in NJCAA in shutouts and fourth in ERA.

### COPELAND AT A GLANCE

#### CAREER RECORD

at Plainsman Park.....	1-0
On Road/Neutral.....	2-0
vs. SEC.....	1-0
vs. SEC West.....	0-0
vs. SEC East.....	1-0

#### CAREER HIGHS

Innings.....	7.0, two times
Hits.....	11, at Chipola (3/20/21)
Runs.....	4, three times
Earned Runs.....	4, two times
Walks.....	2, nine times
Strikeouts.....	12, at Northwest Florida State (4/30/21)
Pitches.....	68, vs. Kennesaw State (4/20/22)







KONNER COPELAND'S CAREER APPEARANCES

\*-Starter

2021 - FRESHMAN YEAR AT EAST MISSISSIPPI

Date	Opp. (Res.)	DEC	QS	IP	H	R	ER	BB	SO	HR	ERA	NP
2/15	at Shelton State (L, 1-10)	-	-	1.2	3	3	3	2	1	0	16.20	-
2/23	*at East Central (L, 4-6)	-	-	4.0	3	1	1	2	1	1	6.35	-
2/29	*at Snead State (L, 0-2)	L	X	6.0	5	2	1	1	4	0	3.86	-
3/8	*at Meridian (L, 6-14)	L	-	3.2	8	6	4	2	2	1	5.28	-

2021 - SOPHOMORE YEAR AT PENSACOLA STATE

Date	Opp. (Res.)	DEC	QS	IP	H	R	ER	BB	SO	HR	ERA	NP
1/22	vs. Seminole State (L, 6-7)	-	-	3.0	2	0	0	1	2	0	0.00	-
1/30	vs. Coastal Alabama - Brewton (W, 4-0)	S	-	1.0	0	0	0	0	0	0	0.00	-
2/8	LURLEEN B. WALLACE (L, 2-3)	-	-	2.0	0	0	0	2	5	0	0.00	-
2/21	at Delgado (L, 1-2)	-	-	4.2	1	0	0	1	8	0	0.00	-
2/27	*COASTAL ALABAMA - BAY MINETTE (W, 11-0)	W	X	6.0	2	0	0	2	7	0	0.00	-
3/6	*DELGADO (W, 2-1)	W	X	6.0	4	1	1	1	8	1	0.40	-
3/20	*at Chipola (W, 15-5)	W	-	3.1	11	4	3	0	6	0	1.38	-
4/3	*TALLAHASSEE (W, 9-0)	W	X	7.0	1	0	0	1	8	0	1.09	-
4/11	*GULF COAST STATE (W, 5-3)	W	X	6.0	4	3	2	2	9	0	1.38	-
4/23	*at Gulf Coast State (W, 10-2)	W	X	6.0	9	2	1	2	9	0	1.40	-
4/30	*at Northwest Florida State (W, 4-0)	W	X	7.0	3	0	0	2	12	0	1.21	-
5/6	*vs. Miami Dade (L, 5-9)	L	-	5.0	6	4	4	2	7	0	1.74	-

2022 - JUNIOR YEAR

Date	Opp. (Res.)	DEC	QS	IP	H	R	ER	BB	SO	HR	ERA	NP
3/1	*ALABAMA STATE (W, 13-7)	-	-	2.1	5	1	0	2	1	0	0.00	52
4/1	at LSU (L, 2-9)	-	-	0.1	0	0	0	0	0	0	0.00	1
4/15	at Mississippi State (L, 5-9)	-	-	0.1	0	0	0	0	1	0	0.00	3
4/20	*KENNESAW STATE (W, 14-1)	W	-	4.0	2	0	0	1	8	0	0.00	68
4/26	at Jacksonville State (W, 8-4)	W	-	1.1	3	2	2	1	1	0	2.16	25
4/30	at Tennessee (W, 8-6)	W	-	2.0	3	1	1	0	2	1	2.61	41
5/6	ARKANSAS (L, 8-11)	-	-	1.1	2	4	4	2	1	2	5.40	32
5/10	at Troy (W, 11-4)	-	-	0.2	1	0	0	0	1	0	5.11	12
6/3	SOUTHEASTERN (W, 19-7)	-	-	2.2	4	3	0	2	4	0	4.20	56

2020 - FRESHMAN YEAR AT EAST MISSISSIPPI

Logged 15.1 innings in four appearances and three starts ... made his collegiate debut in relief at Shelton State (Feb. 15) ... turned in a quality start at Snead State (Feb. 29), striking out a season-high four batters in the outing.

HIGH SCHOOL

Played at Saraland High School ... rated by Perfect Game as the No. 7 southpaw in Alabama ... went 6-2 with a 1.78 ERA and 61 strikeouts with a .167 average against as a senior ... named to the 2019 Coastal Alabama All-Region Team ... also competed for the Alabama Rawdogs ... 2018 Perfect Game High Honorable Mention Preseason Underclass All-America.

PERSONAL

Son of Pat and Tammy Copeland ... has one sister, Kelsey ... enrolled in the College of Business ... born July 17, 2000.



ALL GAMES

Year	ERA	W	L	App	GS	CG	SHO	CBO	SV	IP	H	R	ER	BB	SO	2B	3B	HR	BF	B/Avg	WP	HBP	BK	SFA	SHA
2020*	5.28	0	2	4	3	1	0	0	0	15.1	19	12	9	7	8	-	-	2	73	.297	1	2	0	0	0
2021*	1.74	7	1	12	8	3	3	1	1	57.0	43	14	11	16	81	3	0	1	233	.201	3	2	0	0	1
2022	4.20	3	0	9	2	0	0	0	0	15.0	20	11	7	8	19	3	0	3	71	.328	1	1	0	0	1
<b>TOTAL</b>	<b>2.78</b>	<b>10</b>	<b>3</b>	<b>25</b>	<b>13</b>	<b>4</b>	<b>3</b>	<b>1</b>	<b>1</b>	<b>87.1</b>	<b>82</b>	<b>37</b>	<b>27</b>	<b>31</b>	<b>108</b>	<b>6</b>	<b>0</b>	<b>5</b>	<b>377</b>	<b>.242</b>	<b>5</b>	<b>5</b>	<b>0</b>	<b>0</b>	<b>2</b>

SEC GAMES

Year	ERA	W	L	App	GS	CG	SHO	CBO	SV	IP	H	R	ER	BB	SO	2B	3B	HR	BF	B/Avg	WP	HBP	BK	SFA	SHA
2022	11.25	1	0	4	0	0	0	0	0	4.0	5	5	5	2	4	0	0	3	20	.333	0	1	0	0	0



# RYAN DYAL



**POSITION**  
Catcher

**CLASS**  
Redshirt Junior

**BATS / THROWS**  
L/R

**HEIGHT - WEIGHT**  
5-10 - 197

**EXPERIENCE**  
2L

**HOMETOWN**  
Senoia, Ga.

**HIGH SCHOOL**  
East Coweta

### 2022 - REDSHIRT SOPHOMORE YEAR

Turned in a .217/.368/.391 slash line in 32 games and 27 starts ... tallied four doubles, four homers, 26 RBI and 23 runs scored ... started 12 games at catcher, 11 games in left field and four games as the designated hitter ... started the first 23 games of the year ... went 2-for-3 with two runs and three RBI against Kansas State in Arlington (Feb. 20) ... reached four times and scored a season-high three runs in the home opener against Troy (Feb. 23) ... threw out a pair of runners at home plate in the first inning against Alabama State (Mar. 1), becoming the first Auburn player with multiple outfield assists in the same inning since 1996 ... went 6-for-12 with six runs, three doubles, two homers and 10 RBI in four games against Rhode Island (Mar. 4-6) and was named a Collegiate Baseball National Player of the Week ... led the SEC with 12 RBI in six games from Mar. 1-6 ... hit his first home run of the season in game one of a Saturday doubleheader against the Rams (Mar. 5) and hit his first career grand slam in the series finale (Mar. 6) ... drove in at least one run in seven straight games from Mar. 4-13, totaling 16 RBI during the span ... went 3-for-8 with three runs, a homer and three RBI in the first two games against Middle Tennessee (Mar. 11-13) ... went 2-for-4 with a solo homer in the SEC opener against Ole Miss (Mar. 17) ... walked three times in the middle game against the Rebels (Mar. 18) ... collected a hit in back-to-back games against Jacksonville State (Mar. 29) and at LSU (Apr. 2) ... turned in a .986 fielding percentage and threw out a baserunner from behind the plate.

### 2021 - REDSHIRT FRESHMAN YEAR

Played in 31 games and earned 22 starts behind the plate ... hit .200 (14-for-70) ... scored 18 runs and drove in seven ... drew 24 walks, which was tied for third on the team, and reached base at a .411 clip ... hit two doubles and three home runs ... reached base in six straight games to begin his Auburn career ... recorded his first career hit vs. Texas A&M (Feb. 28) ... went 2-for-5 with a home run, two RBI and scored a season high three runs in the win at Georgia (April 30) ... had at least one hit in six of seven games from Apr. 17-May 7 ... homered in back-to-back games against

LSU (May 6-7) ... went 4-for-13 with six runs, three homers and five RBI in a four-game span from Apr. 30-May 7 ... reached base in 12 straight games, tied for the fourth longest streak on the team ... went 1-for-2 with three walks and scored two runs in the win at Missouri (May 20) ... recorded a .993 fielding percentage and threw out two runners attempting to steal.

### 2020 - FRESHMAN YEAR

Did not play due to injury.

### HIGH SCHOOL

Rated the No. 226 overall player in the 2019 class according to Perfect Game ... tabbed the No. 23 overall player and No. 3 catcher in Georgia ... named a 2018 Perfect Game Preseason Underclass Second Team All-American and 2019 Perfect Game Preseason All-American High Honorable Mention ... named to the Top Prospect List at the 2018 Perfect Game National Showcase and 2017 Jr. National Showcase ... competed in the 2016 and 2017 Perfect Game Underclass All-American Games ... earned All-Tournament Team honors at the 2016 WWBA World Championship as well as the 2017 and 2018 WWBA National Championships ... three-time First Team All-Region and All-State honoree at East Coweta.

### PERSONAL

Son of Sandy and Mike Dyal ... has three siblings, Matthew and Steven Dyal and Jessica Vizcarra ... enrolled in the College of Liberal Arts ... born Nov. 11, 2000.

CAREER HIGHS	
At Bats:	5, four times
Runs:	3, two times
Hits:	2, seven times
RBI:	4, vs. Rhode Island (3/6/22)
Doubles:	1, six times
Triples:	None
HR:	1, seven times
Hit Streak:	4 (2021, '22)
Reach Base:	15 (2022)

MULTI-HIT GAMES	
Year	2 3 4 5+ Total
2021	1 - - - 1
2022	6 - - - 6
<b>Totals</b>	<b>7 -- -- -- 7</b>

MULTI-RBI GAMES	
Year	2 3 4 5+ Total
2021	2 - - - 2
2022	3 3 1 - 7
<b>Totals</b>	<b>5 3 1 -- 9</b>

ALL GAMES																									
Year	Avg	GP	GS	AB	R	H	2B	3B	HR	RBI	TB	SLG%	BB	HBP	SO	GDP	OB%	SF	SH	SB	ATT	PO	A	E	FLD%
2021	.200	31	22	70	18	14	2	0	3	7	25	.357	24	1	23	2	.411	0	1	1	1	190	12	1	.995
2022	.217	32	27	92	23	20	4	0	4	26	36	.391	16	7	32	2	.368	2	0	0	0	137	5	2	.986
<b>TOTAL</b>	<b>.210</b>	<b>63</b>	<b>49</b>	<b>162</b>	<b>41</b>	<b>34</b>	<b>6</b>	<b>0</b>	<b>7</b>	<b>33</b>	<b>61</b>	<b>.377</b>	<b>40</b>	<b>8</b>	<b>55</b>	<b>4</b>	<b>.387</b>	<b>2</b>	<b>1</b>	<b>1</b>	<b>1</b>	<b>327</b>	<b>17</b>	<b>3</b>	<b>.991</b>

SEC GAMES ONLY																									
Year	Avg	GP	GS	AB	R	H	2B	3B	HR	RBI	TB	SLG%	BB	HBP	SO	GDP	OB%	SF	SH	SB	ATT	PO	A	E	FLD%
2021	.213	21	16	47	14	10	1	0	3	7	20	.426	16	1	17	2	.422	0	0	0	0	129	10	1	.993
2022	.167	9	6	24	3	4	0	0	1	4	7	.292	5	0	10	1	.310	0	1	0	0	27	2	0	1.000
<b>TOTAL</b>	<b>.197</b>	<b>30</b>	<b>22</b>	<b>71</b>	<b>17</b>	<b>14</b>	<b>1</b>	<b>0</b>	<b>4</b>	<b>11</b>	<b>27</b>	<b>.380</b>	<b>21</b>	<b>1</b>	<b>27</b>	<b>3</b>	<b>.387</b>	<b>0</b>	<b>1</b>	<b>0</b>	<b>0</b>	<b>156</b>	<b>12</b>	<b>1</b>	<b>.994</b>







# COLE FOSTER



**POSITION**  
Infielder

**CLASS**  
Junior

**BATS / THROWS**  
S/R

**HEIGHT - WEIGHT**  
6-1 - 193

**EXPERIENCE**  
2L

**HOMETOWN**  
Plano, Texas

**HIGH SCHOOL**  
Plano Senior

**2023 - JUNIOR YEAR**

Enters the season as the No. 13 shortstop in the country by D1 Baseball ... also rated the No. 40 college prospect for the 2023 MLB Draft by D1 Baseball and the No. 75 junior in the country by Perfect Game.

**2022 - SOPHOMORE YEAR**

Turned in a .267/.395/.488 slash line in 53 games and 52 starts at second base ... ranked second on the team in RBI (47) and third in home runs (9) ... added 11 doubles and scored 40 runs ... hit .309 in 21 SEC games, good for third on the team ... got Auburn's scoring started with a RBI single in the second inning the team's win vs. Texas Tech in Arlington (Feb. 19) ... went 2-for-3 with a double and three RBI in the home opener against Troy (Feb. 23) ... went on a six-game hitting streak from Feb. 26-Mar. 5 and reached base 15 times during the span ... hit the first homer of his career against Alabama State (Mar. 1) and drove in a then season-high four runs in the contest ... after missing five games with any injury, returned to the lineup for the last two games at Texas A&M (Mar. 26-27) and went 5-for-10 with two homers and five RBI against the Aggies ... hit a solo homer to start the scoring in a series-opening win against Vanderbilt (Apr. 8) ... went 3-for-4 with a go-ahead solo homer in the eighth inning of the series opener at Mississippi State (Apr. 14) ... went 2-for-4 with his sixth homer of the season against South Carolina (Apr. 23) ... went 2-for-2 and

reached base four times in the series opener against Arkansas (May 6) ... left the series opener against Alabama (May 13) with an injury and missed the next six games ... returned to the lineup for the Auburn Regional and went 6-for-15 with six runs, three doubles, three homers and 12 RBI in the three games, earning a spot on the All-Tournament Team ... hit a two-run homer from the right side of the plate and grand slam from the left side of the plate in the first inning against Southeastern (June 3), becoming the first Auburn player to homer from both sides of the plate in the same inning ... hit a three-run homer in the fourth inning, becoming the first Auburn player to homer three times in a game since 2011 and the first to drive in nine runs in a game since 2011 ... his three homers and nine RBI were single-game NCAA Tournament records ... adding a double in the contest, he tied Bo Jackson among others for the single-game total bases record (14) ... scored a pair of runs in the opening game of the Corvallis Super Regional (June 11) ... went 2-for-3 with two doubles in the College World Series win against Stanford (June 20), hitting the go-ahead, three-run double with two outs in the sixth inning.

**CAREER HIGHS**

At Bats:	6, vs. Southeastern (6/3/22)
Runs:	4, vs. Southeastern (6/3/22)
Hits:	4, vs. Southeastern (6/3/22)
RBI:	9, vs. Southeastern (6/3/22)
Doubles:	2, vs. Stanford (6/20/22)
Triples:	None
HR:	3, vs. Southeastern (6/3/22)
Hit Streak:	6 (2022)
Reach Base:	11 (2022)

**MULTI-HIT GAMES**

Year	2	3	4	5+	Total
2021	1	-	-	-	1
2022	6	2	1	-	9
<b>Totals</b>	<b>7</b>	<b>2</b>	<b>1</b>	<b>--</b>	<b>10</b>

**MULTI-RBI GAMES**

Year	2	3	4	5+	Total
2021	-	-	-	-	-
2022	5	2	1	1	9
<b>Totals</b>	<b>5</b>	<b>2</b>	<b>1</b>	<b>1</b>	<b>9</b>







### 2021 - FRESHMAN YEAR

Appeared in 15 games and started four ... saw time at shortstop, second base, the designated hitter role, and also came in as a pinch hitter ... hit .292 (7-for-24) with five runs, three doubles and a RBI ... made his collegiate debut as a defensive replacement in the season opener against Presbyterian (Feb. 19) ... made his first career start and went 1-for-3 with a run and RBI vs. Alabama A&M (Feb. 23) ... came off the bench the following day and went 2-for-2 with three runs and a double (Feb. 24) ... had a three-game hit streak from Mar. 21-Apr. 13 that included a pinch-hit double against Mississippi State ... came in as a pinch hitter vs LSU and was 1-for-1 with a double (May 6) ... recorded a .923 fielding percentage with three putouts and nine assists.

### HIGH SCHOOL

Product of Plano Senior High School and the Dallas Tigers ... rated by Prep Baseball Report as the No. 26 overall player in the class, including the No. 5 player in Texas ... tabbed the No. 71 rated high school prospect by Baseball America, including the sixth-best player in Texas, and the No. 169 player in the class by Perfect Game, including the 14th best in his home state ... ranked the No. 166 overall prospect in the 2020 MLB Draft by Baseball America ... named a 2019 Perfect Game Preseason First Team All-American ... competed for the Texas Rangers Area Code Team ... named the District Newcomer of the Year after hitting .405 as a freshman at Plano ... went on to be named Second Team All-District as a sophomore and hit .305 with a .452 on-base percentage as a junior.

### PERSONAL

Son of Toby and Kathy Foster ... has two siblings, Corbin and Caden ... enrolled in the College of Liberal Arts ... born Oct. 8, 2001.



#### ALL GAMES


Year	Avg	GP	GS	AB	R	H	2B	3B	HR	RBI	TB	SLG%	BB	HBP	SO	GDP	OB%	SF	SH	SB	ATT	PO	A	E	FLD%
2021	.292	15	4	24	5	7	3	0	0	1	10	.417	3	2	9	0	.414	0	0	0	0	3	9	1	.923
2022	.267	53	52	172	40	46	11	0	9	47	84	.488	29	10	46	3	.395	4	1	2	4	76	122	6	.971
<b>TOTAL</b>	<b>.270</b>	<b>68</b>	<b>56</b>	<b>196</b>	<b>45</b>	<b>53</b>	<b>14</b>	<b>0</b>	<b>9</b>	<b>48</b>	<b>94</b>	<b>.480</b>	<b>32</b>	<b>12</b>	<b>55</b>	<b>3</b>	<b>.398</b>	<b>4</b>	<b>1</b>	<b>2</b>	<b>4</b>	<b>79</b>	<b>131</b>	<b>7</b>	<b>.968</b>

#### SEC GAMES ONLY

Year	Avg	GP	GS	AB	R	H	2B	3B	HR	RBI	TB	SLG%	BB	HBP	SO	GDP	OB%	SF	SH	SB	ATT	PO	A	E	FLD%
2021	.273	6	2	11	1	3	2	0	0	0	5	.455	0	1	4	0	.333	0	0	0	0	0	3	0	1.000
2022	.309	21	21	68	19	21	3	0	5	14	39	.574	11	2	18	1	.405	3	1	1	1	33	59	4	.958
<b>TOTAL</b>	<b>.304</b>	<b>27</b>	<b>23</b>	<b>79</b>	<b>20</b>	<b>24</b>	<b>5</b>	<b>0</b>	<b>5</b>	<b>14</b>	<b>44</b>	<b>.557</b>	<b>11</b>	<b>3</b>	<b>22</b>	<b>1</b>	<b>.396</b>	<b>3</b>	<b>1</b>	<b>1</b>	<b>1</b>	<b>33</b>	<b>62</b>	<b>4</b>	<b>.960</b>







# JOSEPH GONZALEZ

# 45

**GONZALEZ AT A GLANCE**

**CAREER RECORD**

at Plainsman Park.....	6-3
On Road/Neutral.....	3-4
vs. SEC.....	6-6
vs. SEC West.....	3-4
vs. SEC East.....	3-2

**CAREER HIGHS**

Innings.....	9.0, vs. Vanderbilt (4/10/22)
Hits.....	9, two times
Runs.....	9, vs. Mississippi State (4/11/21)
Earned Runs.....	9, vs. Mississippi State (4/11/21)
Walks.....	.5, at Arkansas (4/3/21)
Strikeouts.....	8, two times
Pitches.....	110, at Mississippi State (4/16/22)

**POSITION**  
Right-handed pitcher

**CLASS**  
Junior

**BATS / THROWS**  
R/R

**HEIGHT - WEIGHT**  
6-4 - 233

**EXPERIENCE**  
2L

**HOMETOWN**  
Humacao, Puerto Rico

**HIGH SCHOOL**  
Leadership Christian Academy

**2023 – JUNIOR YEAR**

Enters the season as the No. 20 starting pitcher in the country by D1 Baseball ... also rated the No. 28 college prospect for the 2023 MLB Draft by D1 Baseball and the No. 65 junior in the country by Perfect Game.

**2022 – SOPHOMORE YEAR**

Led the team with a 7-4 record and 3.22 ERA in 15 appearances and 14 starts this season ... his ERA was good for seventh in the league ... struck out 54 batters and issued just 15 walks in 78.1 innings ... logged a 4-2 record and 3.20 ERA in seven league starts, tied for the seventh best ERA in the conference ... walked just five batters in 45.0 innings in league play ... pitched 5.0 scoreless innings and earned the win in his season debut vs. Texas Tech in Arlington (Feb. 19) ... struck out a season-high eight batters in 6.2 scoreless innings against Rhode Island (Mar. 5) ... left his start against Middle Tennessee (Mar. 13) after just one inning and missed the first two weeks of SEC play ... earned the win in his first SEC start at LSU (Apr. 2), allowing three runs in 6.0 innings and starting a streak of four straight quality starts and wins in SEC play ... pitched a complete game and matched a season-high with eight strikeouts against Vanderbilt (Apr. 10) ... was the first Auburn pitcher to throw a complete game in SEC play since Casey Mize in 2018 and earned SEC Pitcher of the Week honors for his effort ... allowed two runs in 8.0 innings in the series finale at Mississippi State (Mar. 16) ... earned his fourth straight win in 7.0 scoreless innings in a 2-0 win to complete a sweep of South Carolina (Apr. 24) ... didn't walk a batter in three straight starts and 24.0 innings from Apr. 10-24 ... became the first Auburn pitcher to turn in four straight SEC quality starts since Casey Mize in 2018 and the first to win four straight SEC starts since Keegan Thompson in 2015 ... pitched 5.0 scoreless innings in the regular season finale at Kentucky (May 21) ... turned in his sixth quality start of the season in the regional against Florida State (June 12) and was named to the Auburn Regional All-Tournament Team ... pitched 5.0 innings in the middle game of the Corvallis Super Regional (June 12) and 5.0 more in the College World Series opener against Ole Miss (June 18) ... starred for the USA Baseball Collegiate National Team during the summer, leading the team to a bronze medal ... didn't allow an earned run and struck out 13 batters without issuing a walk in 11.2 innings during training camp and international competition.

**2021 – FRESHMAN YEAR**

Tied for the team lead with 21 appearances and made five starts ... posted a 2-3 record and struck out 30 while issuing 10 walks in 42.1 innings ... made his first appearance as a Tiger vs. Presbyterian (Feb. 20) and pitched a scoreless frame with a strikeout in the win over the Blue Hose ... struck out two of the three batters he faced in a 1-2-3 inning vs. Alabama A&M (Feb. 24) ... made his first career start and pitched a season high 5.0 innings with a season high seven strikeouts at UAB (Mar. 9) ... retired the first 15 batters he faced against the Blazers ... made his first career SEC start vs. Kentucky (Mar. 27) ... started the finale at Arkansas and allowed two runs on two hits in 5.0 innings against the No. 1 Razorbacks (Apr. 3) ... pitched 3.1 scoreless innings and struck out three batters in the win over JSU (Apr. 21) ... pitched 2.2 innings and recorded his first career win vs. Florida (Apr. 25) ... struck out four batters in 3.1 innings vs. LSU (May 7) ... turned in back-to-back scoreless and hitless innings vs. Samford (May 12) and Texas A&M (May 14) ... pitched 3.2 innings and recorded his second win in the series-clinching win vs. Texas A&M (May 16) ... led the team with a 2.70 ERA in his final 10 appearances and 20 innings dating back to Apr. 21.





## JOSEPH GONZALEZ'S CAREER APPEARANCES

\*Starter

## 2021 - FRESHMAN YEAR

Date	Opp (Res.)	DEC	QS	IP	H	R	ER	BB	SO	HR	ERA	NP
2/20	PRESBYTERIAN (W, 6-1)	-	-	1.0	2	0	0	0	1	0	0.00	12
2/24	ALABAMA A&M (W, 33-0)	-	-	1.0	0	0	0	0	2	0	0.00	11
2/26	vs. Oklahoma (L, 3-4)	-	-	1.1	4	1	1	0	0	0	2.70	25
3/9	*at UAB (W, 6-5)	-	-	5.0	1	1	1	0	7	0	2.16	60
3/14	LITTLE ROCK (L, 6-12)	-	-	0.2	2	1	1	0	0	0	3.00	12
3/16	at Lipscomb (W, 9-7)	-	-	1.1	1	0	0	0	1	0	2.61	17
3/19	at Ole Miss (L, 0-1)	L	-	1.0	1	1	1	0	0	1	3.18	16
3/27	*KENTUCKY (L, 4-6)	L	-	4.0	8	5	5	2	4	0	5.28	71
4/3	*at Arkansas (L, 5-6)	-	-	5.0	2	2	2	5	1	0	4.87	86
4/11	*MISSISSIPPI STATE (L, 10-19)	L	-	0.2	7	9	9	1	0	0	8.57	44
4/17	*at Alabama (L, 9-10)	-	-	1.1	4	3	3	0	0	0	9.27	29
4/21	JACKSONVILLE STATE (W, 8-7)	-	-	3.1	3	0	0	0	3	0	8.06	55
4/25	FLORIDA (W, 10-8)	W	-	2.2	3	2	2	1	0	0	7.94	43
4/30	at Georgia (W, 10-6)	-	-	1.0	2	0	0	0	0	0	7.67	16
5/1	at Georgia (W, 9-7)	-	-	2.2	3	2	2	0	3	1	7.59	29
5/7	LSU (L, 6-9)	-	-	3.1	3	1	1	0	4	0	7.13	51
5/12	at Samford (L, 1-6)	-	-	1.0	0	0	0	1	1	0	6.94	11
5/14	TEXAS A&M (W, 5-4)	-	-	1.0	0	0	0	0	0	0	6.75	9
5/16	TEXAS A&M (W, 8-5)	W	-	3.2	3	2	1	0	3	0	6.37	40
5/22	at Missouri (L, 6-7)	-	-	1.0	2	0	0	0	0	0	6.21	14
5/25	vs. Ole Miss (L, 4-7)	-	-	0.1	0	0	0	0	0	0	6.17	3

## 2022 - SOPHOMORE YEAR

Date	Opp (Res.)	DEC	QS	IP	H	R	ER	BB	SO	HR	ERA	NP
2/19	*vs. Texas Tech (W, 2-1)	W	-	5.0	3	0	0	3	5	0	0.00	81
2/26	*YALE (W, 4-3)	-	-	3.0	7	3	3	0	2	0	3.38	47
3/5	*RHODE ISLAND (W, 16-0)	W	X	6.2	5	0	0	1	8	0	1.84	89
3/13	*MIDDLE TENNESSEE (W, 10-7)	-	-	1.0	0	0	0	1	0	0	1.72	12
3/29	JACKSONVILLE STATE (L, 2-5)	-	-	1.2	0	0	0	0	0	0	1.56	13
4/2	*at LSU (W, 6-4)	W	X	6.0	9	3	3	2	1	0	2.31	92
4/10	*VANDERBILT (W, 8-2)	W	X	9.0	8	2	1	0	8	0	1.95	104
4/16	*at Mississippi State (W, 3-2)	W	X	8.0	7	2	2	0	6	2	2.01	110
4/24	*SOUTH CAROLINA (W, 2-0)	W	X	7.0	7	0	0	0	4	0	1.71	89
5/1	*at Tennessee (L, 3-5)	L	-	7.1	7	5	5	1	2	2	2.30	91
5/8	*ARKANSAS (L, 4-7)	L	-	2.2	9	5	5	0	0	1	2.98	53
5/21	*at Kentucky (L, 3-6)	-	-	5.0	3	0	0	2	3	0	2.74	79
6/4	*FLORIDA STATE (W, 21-7)	W	X	6.0	4	3	3	4	3	0	2.90	96
6/12	*at Oregon State (L, 3-4)	L	-	5.0	7	3	2	0	5	2	2.95	77
6/18	*vs. Ole Miss (L, 1-5)	L	-	5.0	7	4	4	1	7	1	3.22	73

## HIGH SCHOOL

Product of Leadership Christian Academy and the San Diego Padres Scout Team ... rated by Perfect Game as a top-500 prospect and the No. 12 player in his country, including the No. 4 right-hander ... member of the National roster in the 2019 Under Armour All-America Game played a Wrigley Field and pitched a scoreless inning of relief with a strikeout ... named a 2019 Perfect Game Preseason Honorable Mention All-American and a 2020 Perfect Game Preseason First Team All-Region.

## PERSONAL

Son of Jose Gonzalez and Luz Silva ... has one brother, Jaycob ... enrolled in the College of Human Sciences ... pitched in the 2014 Little League World Series, representing the Caribbean Team in Williamsport, PA .. born Mar. 26, 2002.

## ALL GAMES

Year	ERA	W	L	App	GS	CG	SHO	CBO	SV	IP	H	R	ER	BB	SO	2B	3B	HR	BF	B/Avg	WP	HBP	BK	SFA	SHA
2021	6.17	2	3	21	5	0	0	1	0	42.1	51	30	29	10	30	8	1	2	190	.293	5	5	1	1	0
2022	3.22	7	4	15	14	1	0	2	0	78.1	83	30	28	15	54	12	1	8	327	.276	3	5	1	3	3
<b>TOTAL</b>	<b>4.25</b>	<b>9</b>	<b>7</b>	<b>36</b>	<b>19</b>	<b>1</b>	<b>0</b>	<b>3</b>	<b>0</b>	<b>120.2</b>	<b>134</b>	<b>60</b>	<b>57</b>	<b>25</b>	<b>84</b>	<b>20</b>	<b>2</b>	<b>10</b>	<b>517</b>	<b>.282</b>	<b>8</b>	<b>10</b>	<b>2</b>	<b>4</b>	<b>3</b>

## SEC GAMES ONLY

Year	ERA	W	L	App	GS	CG	SHO	CBO	SV	IP	H	R	ER	BB	SO	2B	3B	HR	BF	B/Avg	WP	HBP	BK	SFA	SHA
2021	8.56	2	3	12	4	0	0	0	0	27.1	38	27	26	9	15	6	1	2	130	.330	5	5	0	1	0
2022	3.20	4	2	7	7	1	0	1	0	45.0	50	17	16	5	24	8	0	5	190	.275	2	1	1	2	0
<b>TOTAL</b>	<b>5.23</b>	<b>6</b>	<b>5</b>	<b>19</b>	<b>11</b>	<b>1</b>	<b>0</b>	<b>1</b>	<b>0</b>	<b>72.1</b>	<b>88</b>	<b>44</b>	<b>42</b>	<b>14</b>	<b>39</b>	<b>14</b>	<b>1</b>	<b>7</b>	<b>320</b>	<b>.296</b>	<b>7</b>	<b>6</b>	<b>1</b>	<b>3</b>	<b>0</b>







# CADEN GREEN



**POSITION**  
Infielder

**CLASS**  
Junior

**BATS / THROWS**  
R/R

**HEIGHT - WEIGHT**  
5-11 - 164

**EXPERIENCE**  
TR-JC

**HOMETOWN**  
Tulsa, Okla.

**PREVIOUS SCHOOL**  
Seminole State (OK)

## 2023 - JUNIOR YEAR

Enters the season as the No. 37 Impact JUCO Transfer by D1 Baseball.

## 2022 - SOPHOMORE YEAR AT SEMINOLE STATE

Led the team and ranked 26th in NJCAA with a .425 average in 48 games ... ranked second on the team with a .524 on-base percentage ... ranked 24th in NJCAA with 22 doubles ... added a pair of triples and 13 home runs, good for a .785 slugging percentage ... drove in 49 runs and scored 66 ... stole 12 of 16 bases ... turned in a .951 fielding percentage and helped turn 27 double plays ... collected multiple hits in 27 games, including a five-hit game against Western Oklahoma State (Mar. 29) ... finished the season on a 16-game hitting streak ... reached base in 29 straight games to end the year ... named NJCAA Division I Third Team All-America by the JBB and NJCAA Region 2 First Team All-Region.

## 2021 - FRESHMAN YEAR AT SEMINOLE STATE

Led the team and ranked ninth in NJCAA with a .448 average in 39 games ... reached base at a .500 clip and slugged .824, good for the 22nd best mark in NJCAA ... tallied 16 doubles, two triples and nine homers ... drove in 44 runs and scored 38 ... turned in a .989 fielding percentage, committing just one error

in 91 chances ... went 3-for-4 with two doubles, a homer and five RBI in his first career game (Jan. 31) ... went 16-for-25 in five games from Apr. 8-17 ... collected multiple hits on 18 occasions.

## HIGH SCHOOL

Attended Berryhill High School (OK) ... named conference MVP in baseball ... earned First Team All-Conference honors in baseball and basketball ... member of the National Honor Society.

## PERSONAL

Son of Sheldon and Kelly Green ... has one sibling, Kinley ... played for the Savannah Bananas Summer League Team in 2022 ... born in Tulsa, Oklahoma, on July 15, 2002.

### CAREER HIGHS

At Bats: .....6, two times  
Runs: .....4, vs. Rose State (3/5/22)  
Hits: .....5, at Western Oklahoma State (3/29/22)  
RBI: .....5, vs. Murray State (1/31/21)  
Doubles: .....2, seven times  
Triples: .....1, four times  
HR: .....1, 22 times  
Hit Streak: .....16 (2022; current)  
Reach Base: .....29 (2022; current)

### MULTI-HIT GAMES

Year	2	3	4	5+	Total
2021	7	9	2	-	18
2022	19	5	1	1	26
<b>Totals</b>	<b>26</b>	<b>14</b>	<b>3</b>	<b>1</b>	<b>44</b>

### MULTI-RBI GAMES

Year	2	3	4	5+	Total
2021	7	3	3	1	14
2022	6	6	1	-	13
<b>Totals</b>	<b>5</b>	<b>2</b>	<b>1</b>	<b>1</b>	<b>9</b>



### ALL GAMES

Year	Avg	GP	GS	AB	R	H	2B	3B	HR	RBI	TB	SLG%	BB	HBP	SO	GDP	OB%	SF	SH	SB	ATT	PO	A	E	FLD%
2021	.448	39	-	125	38	56	16	2	9	44	103	.824	12	1	24	-	.500	0	3	8	11	37	53	1	.989
2022	.425	48	-	181	66	77	22	2	13	49	142	.785	31	11	37	1	.524	4	1	12	16	77	78	8	.951
<b>TOTAL</b>	<b>.435</b>	<b>87</b>	<b>--</b>	<b>306</b>	<b>104</b>	<b>133</b>	<b>38</b>	<b>4</b>	<b>22</b>	<b>93</b>	<b>245</b>	<b>.801</b>	<b>43</b>	<b>12</b>	<b>61</b>	<b>1</b>	<b>.515</b>	<b>4</b>	<b>4</b>	<b>20</b>	<b>27</b>	<b>114</b>	<b>131</b>	<b>9</b>	<b>.965</b>



# JOSH HALL



**POSITION**  
Outfielder

**CLASS**  
Graduate

**BATS / THROWS**  
L/R

**HEIGHT - WEIGHT**  
5-9 - 174

**EXPERIENCE**  
TR-2L

**HOMETOWN**  
Homewood, Ala.

**PREVIOUS SCHOOL**  
Ole Miss

## 2021 – REDSHIRT SOPHOMORE YEAR

Turned in a .269/.387/.308 slash line in 18 games and six starts ... scored five runs, hit a double and drove in a pair ... was 2-for-6 in five SEC games ... started the third game of the season against Kansas State in Arlington (Feb. 20) and went 2-for-5 with a run ... became Auburn's first player to steal home since 2010 in the contest ... doubled and drew a walk against Yale (Feb. 25) ... started the series opener against Middle Tennessee and went 1-for-3 (Mar. 11) ... pinch ran in the ninth inning at Texas A&M and scored the game-tying run (Mar. 25) ... hit a two-RBI single in the series-clinching win against the Aggies (Mar. 27) ... recorded the final out in the series-opening win at LSU (Mar. 31) but was injured on the play and missed the rest of the season ... named Auburn's 2022 Male Scholar-Athlete of the Year at the annual AUSPY Awards ... 2022 SEC Spring Academic Honor Roll.

## 2021 – REDSHIRT SOPHOMORE YEAR

Appeared in 20 games and made 10 starts in his first season on The Plains ... recorded a .326 batting average (14-for-43), including two doubles and two triples ... scored 10 runs and drove in nine more ... was third on the team in stolen bases, swiping 5-of-6 bags ... made his first start as a Tiger and went 2-for-4 with a triple and an RBI in the season-opening win over Presbyterian (Feb. 19) ... went 5-for-6 with four runs, a double, triple and four RBI in a two-game series against Alabama A&M (Feb. 23-24) ... started four of the first five games of the season and recorded multiple hits in each contest, going 9-for-12 with six RBI during the span ... recorded two hits, including a double, and scored a run in a 6-0 win over Little Rock (Mar. 13) ... came in as a pinch hitter against his former team Ole Miss (Mar. 21) and got a hit that drove in two runs ... had a three-game multi-hit streak from (Feb. 21-24) ... sported a .963 fielding percentage in the outfield ... named to the 2020-21 First-Year SEC Academic Honor Roll.

### CAREER HIGHS

At Bats: ..... 5, two times  
Runs: ..... 3, vs. Alabama A&M (2/23/21)  
Hits: ..... 3, vs. Alabama A&M (2/23/21)  
RBI: ..... 3, vs. Alabama A&M (2/23/21)  
Doubles: ..... 1, three times  
Triples: ..... 1, three times  
HR: ..... 1, vs. Arkansas Pine-Bluff (3/20/19)  
Hit Streak: ..... 4 (2021)  
Reach Base: ..... 5 (2021)

### MULTI-HIT GAMES

Year	2	3	4	5+	Total
2019*	-	-	-	-	-
2021	4	1	-	-	5
2022	1	-	-	-	1
<b>Totals</b>	<b>5</b>	<b>1</b>	<b>--</b>	<b>--</b>	<b>6</b>

### MULTI-RBI GAMES

Year	2	3	4	5+	Total
2019*	2	-	-	-	2
2021	1	1	-	-	2
2022	1	-	-	-	1
<b>Totals</b>	<b>4</b>	<b>1</b>	<b>--</b>	<b>--</b>	<b>5</b>







**2020 - SOPHOMORE YEAR**

Transferred to Auburn in January 2020 ... sat out the season due to transfer restrictions.

**2019 - FRESHMAN YEAR AT OLE MISS**

Appeared in 54 games, starting nine (seven in CF, two in RF) ... hit .171 with one triple and one home run ... scored 12 runs and drove in seven ... was 10-for-11 on stolen bases, finishing two shy of the Rebels' single-season freshman mark ... made Rebel debut and scored one run 2019 season opener against Wright State (2/15) ... stole first career base at Tulane (2/22) ... stole a base and scored a run in series finale at Tulane (2/24) ... scored runs in wins over Long Beach State (3/1, 3/2) and Little Rock (3/5) ... recorded first career hit, a home run, going 1-for-1 with two runs scored and two RBI against Arkansas-Pine Bluff (3/20) ... picked up second career hit against Southern Miss, going 1-for-1 with a run scored (4/9) ... made first career start against Memphis, going 1-for-2 with a walk and an RBI (4/16) ... notched first career triple at Auburn (4/19) ... recorded game-winning hit, driving in two runs and scoring a run in extra innings in series finale at LSU (5/5).

**HIGH SCHOOL**

Lettered all four years at Homewood High School in under head coach Lee Hall ... played center field for the Patriots ... holds the record for most stolen bases in the United States after a career that saw him swipe 224 bags ... batted over .400 all four years of high school ... named First Team-All American in 2016, 2018 and Second Team All-American in 2017 (Collegiate Baseball) ... was honored with the Alabama 6A Player of the Year Award in 2018 after a senior campaign that saw Hall hit .500 with 16 RBI, four home runs, and a nation-best 82 stolen bases ... broke his own single-season record of 81 stolen bases his sophomore year with 82 his senior year ... honored with First Team All-State honors in 2016 and 2018, USA Today First Team All-Alabama in 2018 and Second team in 2016, Second Team All-State in 2017, Super All-State in 2018, and ABCA All-Region Team in 2018.

**PERSONAL**

Son of Lee and Leanne Hall ... Has two brothers, Carson and Jay, and one sister, Abby ... enrolled in the College of Business ... born Oct. 20, 1999.



**ALL GAMES**

Year	Avg	GP	GS	AB	R	H	2B	3B	HR	RBI	TB	SLG%	BB	HBP	SO	GDP	OB%	SF	SH	SB	ATT	PO	A	E	FLD%
2019*	.171	54	9	35	12	6	0	1	1	7	11	.314	6	1	7	0	.310	0	0	10	11	26	1	0	1.000
2021	.326	20	10	43	10	14	2	2	0	9	20	.465	3	0	11	0	.347	3	1	5	6	25	1	1	.963
2022	.269	18	6	26	5	7	1	0	0	2	8	.308	5	0	10	0	.387	0	0	1	1	7	0	0	1.000
<b>TOTAL</b>	<b>.256</b>	<b>92</b>	<b>25</b>	<b>104</b>	<b>22</b>	<b>27</b>	<b>3</b>	<b>3</b>	<b>1</b>	<b>18</b>	<b>39</b>	<b>.385</b>	<b>14</b>	<b>1</b>	<b>28</b>	<b>0</b>	<b>.344</b>	<b>3</b>	<b>1</b>	<b>16</b>	<b>18</b>	<b>58</b>	<b>2</b>	<b>1</b>	<b>.981</b>

**SEC GAMES ONLY**

Year	Avg	GP	GS	AB	R	H	2B	3B	HR	RBI	TB	SLG%	BB	HBP	SO	GDP	OB%	SF	SH	SB	ATT	PO	A	E	FLD%
2019*	.130	22	8	23	3	3	0	1	0	0	5	.217	2	0	6	0	.200	0	0	4	5	16	1	0	1.000
2021	.100	8	1	10	2	1	0	0	0	3	1	.100	0	0	6	0	.083	2	1	1	1	5	0	0	1.000
2022	.333	5	1	6	2	2	0	0	0	2	2	.333	2	0	2	0	.500	0	0	0	0	4	0	0	1.000
<b>TOTAL</b>	<b>.121</b>	<b>35</b>	<b>10</b>	<b>39</b>	<b>7</b>	<b>6</b>	<b>0</b>	<b>1</b>	<b>0</b>	<b>5</b>	<b>8</b>	<b>.205</b>	<b>4</b>	<b>0</b>	<b>14</b>	<b>0</b>	<b>.222</b>	<b>2</b>	<b>1</b>	<b>5</b>	<b>6</b>	<b>25</b>	<b>1</b>	<b>0</b>	<b>1.000</b>



# CHRISTIAN HERBERHOLZ

# 29

**POSITION**  
Right-handed pitcher

**CLASS**  
Redshirt Junior

**BATS / THROWS**  
R/R

**HEIGHT - WEIGHT**  
5-11 - 197

**EXPERIENCE**  
TR-JC

**HOMETOWN**  
Scottsboro, Ala.

**PREVIOUS SCHOOL**  
Southern Union

## 2022 – REDSHIRT SOPHOMORE YEAR AT SOUTHERN UNION

Went 4-0 with a 2.40 ERA in 10 appearances and seven starts ... pitched two complete games ... struck out 55 batters and issued 11 walks in 56.1 innings ... his strikeout and inning totals were second most on the team ... struck out 13 batters and allowed only one hit in 7.0 scoreless innings against Marion Military (Mar. 17) ... didn't allow an earned run in 7.0 innings against Lawson State (Apr. 7) ... pitched a career-high 7.2 innings at Beville State (Apr. 15).

## 2021 – SOPHOMORE YEAR AT TENNESSEE TECH

Earned the start in the second game of the year but pitched just 0.2 innings before missing the rest of the season.

## 2020 – FRESHMAN YEAR AT TENNESSEE TECH

Made five appearances and four starts ... struck out 13 batters in 14.2 innings pitched ... his inning total was the third most on the team during the shortened season.

## HIGH SCHOOL

Attended Scottsboro High School (AL) ... went 10-1 with three saves and 112 strikeouts to just 22 walks in 82.0 innings in his career ... led the team with a 6-0 record and 0.68 ERA as a senior, totaling more than 50 strikeouts in 30 innings of work.

## PERSONAL

Son of Larry and Dede Herberholz ... born Oct. 5, 2000.

### HERBERHOLZ AT A GLANCE

#### CAREER HIGHS

Innings.....	7.2, at Beville State (4/15/22)
Hits.....	7, vs. Shelton State (3/31/22)
Runs.....	7, at Wallace State (3/24/22)
Earned Runs.....	6, at N.C. State (2/23/20)
Walks.....	4, vs. Bradley (2/29/20)
Strikeouts.....	13, vs. Marion Military (3/17/22)
Pitches.....	78, vs. Evansville (2/16/20)

### CHRISTIAN HERBERHOLZ'S CAREER APPEARANCES

\*-Starter

#### 2020 - FRESHMAN YEAR AT TENNESSEE TECH

Date	Opp (Res.)	DEC	QS	IP	H	R	ER	BB	SO	HR	ERA	NP
2/16	*EVANSVILLE (W, 11-10)	-	-	4.0	4	2	2	1	4	0	4.50	78
2/23	*at N.C. State (L, 1-15)	L	-	2.2	5	6	6	3	2	0	10.80	64
2/29	*BRADLEY (L, 6-11)	L	-	2.0	1	5	3	4	1	1	11.42	60
3/3	at Georgia Tech (L, 2-11)	L	-	1.0	3	2	2	1	1	1	12.10	22
3/7	*at SIUE (L, 2-5)	L	-	5.0	4	4	4	1	5	1	10.43	74

#### 2021 - SOPHOMORE YEAR AT TENNESSEE TECH

Date	Opp (Res.)	DEC	QS	IP	H	R	ER	BB	SO	HR	ERA	NP
2/20	*ALABAMA STATE (W, 5-3)	-	-	0.2	0	1	1	1	1	0	13.50	14

#### 2022 - REDSHIRT SOPHOMORE YEAR AT SOUTHERN UNION

Date	Opp (Res.)	DEC	QS	IP	H	R	ER	BB	SO	HR	ERA	NP
1/28	*ROANE STATE (W, 11-4)	-	-	4.0	3	1	1	0	1	0	2.25	-
2/5	at Coastal Alabama - Bay Minette (L, 9-10)	-	-	3.0	1	3	0	0	4	0	1.29	-
2/12	at Gordon State (W, 9-4)	-	-	4.0	4	2	2	3	5	0	2.45	-
3/5	GORDON STATE (W, 8-1)	W	-	5.0	4	1	1	1	3	0	2.25	-
3/17	*MARION MILITARY (W, 4-0)	W	X	7.0	1	0	0	0	13	0	1.57	-
3/24	*at Wallace State (L, 3-7)	-	-	6.0	6	7	4	2	7	2	2.48	-
3/31	*SHELTON STATE (L, 3-8)	-	-	5.2	7	6	5	1	5	1	3.37	-
4/7	*LAWSON STATE (L, 1-2)	-	X	7.0	6	1	0	2	4	0	2.81	-
4/15	*at Beville State (W, 3-2)	W	X	7.2	5	2	1	0	7	1	2.55	-
4/21	*at Central Alabama (W, 6-3)	W	X	7.0	4	1	1	2	6	0	2.40	-

### ALL GAMES

Year	ERA	W	L	App	GS	CG	SHO	CBO	SV	IP	H	R	ER	BB	SO	2B	3B	HR	BF	B/Avg	WP	HBP	BK	SFA	SHA
2020	10.43	0	4	5	4	0	0	0	0	14.2	17	19	17	10	13	4	1	3	59	.288	1	5	0	2	1
2021	13.50	0	0	1	1	0	0	0	0	0.2	0	1	1	1	1	0	0	3	.000	0	0	0	0	0	
2022	2.40	4	0	10	7	2	1	0	0	56.1	41	24	15	11	55	-	-	4	229	.179	3	8	-	-	-
<b>TOTAL</b>	<b>4.14</b>	<b>4</b>	<b>4</b>	<b>16</b>	<b>12</b>	<b>2</b>	<b>1</b>	<b>0</b>	<b>0</b>	<b>71.2</b>	<b>58</b>	<b>44</b>	<b>33</b>	<b>22</b>	<b>69</b>	<b>4</b>	<b>1</b>	<b>7</b>	<b>291</b>	<b>.199</b>	<b>4</b>	<b>13</b>	<b>0</b>	<b>2</b>	<b>1</b>







# CAM HILL



**POSITION**  
Infielder

**CLASS**  
Junior

**BATS / THROWS**  
L/L

**HEIGHT - WEIGHT**  
6-4 - 219

**EXPERIENCE**  
2L

**HOMETOWN**  
Madison, Ala.

**HIGH SCHOOL**  
Bob Jones

## 2022 – SOPHOMORE YEAR

Turned in a .278/.358/.370 slash line in 39 games and 26 starts as the designated hitter ... totaled seven doubles, one homer and 19 RBI ... also made three appearances on the mound, totaling 2.0 innings ... matched a career best with three hits, including a RBI double, and scored a season high three runs against Alabama State (Mar. 1) ... went 1-for-2 with two walks and two runs the following day against UAB (Mar. 2) ... drove in a season-high two runs in back-to-back games against Rhode Island (Mar. 5-6), going 3-for-6 in the two games ... also turned in a scoreless inning with a strikeout against the Blue Raiders ... collected multiple hits in two of three games against Middle Tennessee (Mar. 11-13) ... hit a pinch-hit RBI single in the fifth inning of a comeback win against South Alabama (Mar. 22) ... eight of his 19 RBI came in a 10-game span from Mar. 22-Apr. 20 ... matched a season-high with two RBI in the series-opening win at LSU (Mar. 31) ... drove in the game-tying run in the seventh inning at Mississippi State (Apr. 16) ... collected a pair of hits and recorded an out on the mound against Kennesaw State (Apr. 20) ... went 2-for-4 and made an appearance on the mound in the series opener at Tennessee (Apr. 29) ... went 2-for-3 with a homer and three RBI in two reserve appearances in the Auburn Regional (June 3-4) ... appeared as a pinch-hitter in the College World Series against Arkansas (June 21).

## 2021 – FRESHMAN YEAR

Appeared in 35 games and started in 30 at designated hitter ... was used in a versatile role that included being a DH, PH, and pitcher ... had the fifth highest batting average on the team, hitting .270 (30-for-111) with 19 runs, six doubles, one triple, five home runs and 22 RBI ... was fourth on the team in on-base percentage (.364) ... made 10 appearances on the mound and posted a 2-0 record ... struck out eight batters in 7.0 innings of work ... earned the win in his collegiate pitching debut vs. Presbyterian (Feb. 21) ... entered in the 10th inning and shut the Blue Hose down, giving Auburn a chance to walk it off and get the sweep ... made his first collegiate start and went 3-for-3 with three RBI against Alabama A&M (Feb. 23) ... finished the two-game series against the Bulldogs 4-for-6 with a double, triple and six RBI ... hit a first-inning grand slam, marking his first collegiate homer, against Boston College (Mar. 6) ... hit a two-run homer in the second inning the following day and drove in seven in two games against the Eagles ... collected multiple hits in four of his first seven games and drove in multiple runs in five of his first eight ... turned in a scoreless inning of relief against Kentucky (Mar. 27) ... matched a season-high with three hits, including a double, at Alabama (Apr. 17) ... earned his second win of the season in extra innings

### CAREER HIGHS

At Bats: ..... 5, six times  
Runs: ..... 4, at Missouri (5/20/21)  
Hits: ..... 3, four times  
RBI: ..... 4, vs. Boston College (3/6/21)  
Doubles: ..... 2, vs. Texas A&M (5/16/21)  
Triples: ..... 1, vs. Alabama A&M (2/24/21)  
HR: ..... 1, six times  
Hit Streak: ..... 8 (2022)  
Reach Base: ..... 9 (2022)

### MULTI-HIT GAMES

Year	2	3	4	5+	Total
2021	7	3	-	-	10
2022	6	1	-	-	7
<b>Totals</b>	<b>13</b>	<b>4</b>	<b>--</b>	<b>--</b>	<b>17</b>

### MULTI-RBI GAMES

Year	2	3	4	5+	Total
2021	2	3	1	-	6
2022	4	-	-	-	4
<b>Totals</b>	<b>6</b>	<b>3</b>	<b>1</b>	<b>--</b>	<b>10</b>







against Jacksonville State (Apr. 21) ... went 4-for-8 with a homer and three RBI in the first two games against Florida (Apr. 23-25) ... was 4-for-7 with a double in the first two games against LSU (May 6-7) ... had two doubles and scored a run in the series clinching win over Texas A&M (May 16) ... went 1-for-3 and scored a season high four runs in the series-opening win at Missouri (May 20).

HIGH SCHOOL

Product of Bob Jones High School and Team Georgia National ... top-rated southpaw in Alabama and the No. 8 overall player in the state, according to Perfect Game ... is a top-300 player nationally and was named a 2019 Perfect Game Preseason Third Team All-American ... participated in the 2019 Perfect Game National Showcase and helped lead Team Georgia to a WWBA 18U National Championship ... named ASWA First Team All-State in each of the last two seasons ... turned in a combined 14-4 record and 1.96 ERA while also hitting 32 doubles, 22 home runs and 95 RBI at the plate during his final three campaigns ... 2019 AL.com Super All-State Team selection and competed in the 2019 AHSAA North vs. South All-Star Game ... earned Preseason All-America honors from Collegiate Baseball Newspaper in 2019.

PERSONAL

Son of Jamie and Denise Hill ... has one brother, Cole .. his dad pitched at Middle Tennessee State against Auburn and Tim Hudson on February 22, 1997 and got the no-decision ... he spent three seasons in the Texas Rangers organization ... his brother was a walk-on wide receiver on the Alabama football team in 2019 ... enrolled in the College of Business ... born Mar. 5, 2002.



ALL GAMES

Year	Avg	GP	GS	AB	R	H	2B	3B	HR	RBI	TB	SLG%	BB	HBP	SO	GDP	OB%	SF	SH	SB	ATT	PO	A	E	FLD%
2021	.270	35	30	111	19	30	6	1	5	22	53	.477	17	0	23	5	.364	1	0	0	0	0	2	0	1.000
2022	.278	39	26	108	16	30	7	0	1	19	40	.370	13	1	34	1	.358	1	0	0	1	31	1	0	1.000
<b>TOTAL</b>	<b>.274</b>	<b>74</b>	<b>56</b>	<b>219</b>	<b>35</b>	<b>60</b>	<b>13</b>	<b>1</b>	<b>6</b>	<b>41</b>	<b>93</b>	<b>.425</b>	<b>30</b>	<b>1</b>	<b>57</b>	<b>6</b>	<b>.361</b>	<b>2</b>	<b>0</b>	<b>0</b>	<b>1</b>	<b>31</b>	<b>3</b>	<b>0</b>	<b>1.000</b>

SEC GAMES ONLY

Year	Avg	GP	GS	AB	R	H	2B	3B	HR	RBI	TB	SLG%	BB	HBP	SO	GDP	OB%	SF	SH	SB	ATT	PO	A	E	FLD%
2021	.250	23	21	72	13	18	5	0	3	6	32	.444	11	0	15	5	.349	0	0	0	0	0	1	0	1.000
2022	.189	17	12	53	4	10	3	0	0	4	13	.245	3	0	18	1	.232	0	0	0	0	0	0	0	.000
<b>TOTAL</b>	<b>.224</b>	<b>40</b>	<b>33</b>	<b>125</b>	<b>17</b>	<b>28</b>	<b>8</b>	<b>0</b>	<b>3</b>	<b>10</b>	<b>45</b>	<b>.360</b>	<b>14</b>	<b>0</b>	<b>33</b>	<b>6</b>	<b>.302</b>	<b>0</b>	<b>0</b>	<b>0</b>	<b>0</b>	<b>0</b>	<b>1</b>	<b>0</b>	<b>1.000</b>







# KASON HOWELL



**POSITION**  
Outfielder

**CLASS**  
Fifth Year

**BATS / THROWS**  
R/R

**HEIGHT - WEIGHT**  
6-0 - 178

**EXPERIENCE**  
4L

**HOMETOWN**  
Argyle, Texas

**HIGH SCHOOL**  
Liberty Christian

**2023 – FIFTH YEAR**

Enters the season as the No. 111 outfielder in the country by D1 Baseball.

**2022 – SENIOR YEAR**

Turned in a .287/.385/.402 slash line in 65 games ... was one of two position players to start all 65 games and has started in 113 consecutive games in center field ... led the team and ranked tied for fifth in the SEC with 19 doubles ... added two triples and two homers ... registered career bests in runs (50), hits (72), RBI (35), walks (28) and hit-by-pitches (14) ... stole 11-of-13 bases ... registered multiple hits in 20 games, including three or more hits on nine occasions ... drove in multiple runs on four occasions in a six-game span from Feb. 20-Mar. 1 ... collected three hits in back-to-back games against Yale (Feb. 25-26) ... hit a walk-off solo homer to lead off the ninth inning in game two against the Bulldogs ... went 3-for-3 with two doubles and two RBI against Alabama State (Mar. 1), reaching base five times in the game ... turned in his fourth three-hit game in a span of six contests against Rhode Island (Mar. 4) ... went on a season-best, nine-game hitting streak from Mar. 1-13, hitting .424 with nine runs, five doubles and nine RBI during the span ... hit his second homer of the season and drove in a season-high three runs in the middle game against Ole Miss (Mar. 18) ... collected multiple hits the following day and finished the series against the Rebels 5-for-15 ... went 3-for-5 in the middle game at Texas A&M (Mar. 26) and at Mississippi State (Apr. 15) ... finished the series at Mississippi State 6-for-15 ... down a run and down to the last out, hit a game-tying RBI double in the team's comeback win at No. 1 Tennessee (Apr. 30) ... went 3-for-5 with two RBI at Troy (May 10) ... collected a career best four hits, including three doubles, and reached base six times in the regional win against Florida State (June 4) ... was the only Auburn player to hit three doubles in a game during the season ... was ultimately named to the Auburn Regional All-Tournament Team ... went 2-for-4 in the team's College World Series win against Stanford (June 20) ... followed it up by going 1-for-3 against Arkansas (June 21) ... turned in a .988 fielding percentage in 160 chances in center field ... registered three outfield assists.

**CAREER HIGHS**

At Bats: ..... 6, five times  
 Runs: ..... 3, four times  
 Hits: ..... 4, vs. Florida State (6/4/22)  
 RBI: ..... 5, at Missouri (5/20/21)  
 Doubles: ..... 3, vs. Florida State (6/4/22)  
 Triples: ..... 1, two times  
 HR: ..... 2, two times  
 Hit Streak: ..... 9 (2022)  
 Reach Base: ..... 23 (2022)

**MULTI-HIT GAMES**

Year	2	3	4	5+	Total
2019	13	2	-	-	15
2020	3	1	-	-	4
2021	10	3	-	-	13
2022	11	8	1	-	20
<b>Totals</b>	<b>37</b>	<b>14</b>	<b>1</b>	<b>--</b>	<b>52</b>

**MULTI-RBI GAMES**

Year	2	3	4	5+	Total
2019	1	1	-	-	2
2020	-	1	-	-	1
2021	2	4	-	1	7
2022	8	1	-	-	9
<b>Totals</b>	<b>11</b>	<b>7</b>	<b>--</b>	<b>1</b>	<b>19</b>

... followed it up by going 1-for-3 against Arkansas (June 21) ... turned in a .988 fielding percentage in 160 chances in center field ... registered three outfield assists.



**2021 – JUNIOR YEAR**

Was the only player to appear in all 52 games and started 51 of them in center field ... recorded career highs in doubles (12), home runs (8), and RBI (30) ... ranked fifth on the team in hits (46) and sported a .260 average (46-for-177) ... drove in 30 runs and scored 29 of his own ... drew 27 walks, which was second on the team ... tied for second on the team in doubles (12) ... lead the team in stolen bases (8) and sacrifice bunts (5) ... collected multiple hits in three straight games from Feb. 24-27 and drove in five during the span ... went 5-for-9 with a run and three RBI against Oklahoma, Baylor and Texas A&M in the Round Rock Classic (Feb. 26-28) ... hit his first career homer at Lipscomb (Mar. 16) ... didn't homer in his first 314 career at-bats and registered eight homers in his next 127, including a pair of multi-HR games ... six of his eight home runs came during SEC play ... went 2-for-3 with a home run, double, three RBI and a run scored against Kentucky (Mar. 27) ... went 5-for-8 in the first two games against Alabama (Apr. 15-16), hitting a pair of home runs, including an inside-the-parker, in the series opener ... was 2-for-3 with three RBI against Texas A&M (May 16) ... went 3-for-6 and hit two home runs with a career high five RBI in the 15-6 win over Missouri (May 20) ... had at least one hit in five of the last six games, with 10 total in that span ... was second on the team with a 17-game reached base streak (Apr. 9-May 7) ... collected 13 multi-hit games ... turned in a .993 fielding percentage with 143 putouts and five assists.

**2020 – SOPHOMORE YEAR**

Played in 11 games and made 10 starts in center field and as designated hitter ... hit .359 (14-for-39) with seven doubles and six RBI ... ranked tied for second on the team and tied for sixth in the league in doubles despite missing seven games with an injury ... finished the season on a six-game hitting streak ... went 11-for-24 with six runs, five doubles and five RBI during the span ... collected multiple hits in four of the last five contests ... matched a career high with three hits, three runs and three RBI in the series-clinching win vs. Chicago State (Mar. 7) ... didn't commit an error in 15 chances in center field.

**2019 – FRESHMAN YEAR**

Played and started in 63 games in center field ... ranked fifth on the team with a .262 average ... collected 59 hits, including 10 doubles, and drove in 28 runs ... also scored 31 runs and ranked second on the team with 14 stolen bases in 16 attempts ... went 1-for-4 with a RBI in his Auburn debut in the season opener vs. Georgia Southern (Feb. 15) ... collected a pair of hits in game two and drew a bases-loaded, walk-off walk in the series finale against the Eagles ... went 5-for-8 with five runs in two games against Alabama A&M (Feb. 19-20) ... went 2-for-3 with a season-high three RBI in the series finale vs. UTSA (Mar. 9) ... drove in the game-winning run in the eighth inning of the team's comeback win in the series opener at Mississippi State (Mar. 22) ... matched a season high with three hits in the finale against the Bulldogs (Mar. 24) ... turned in three straight two-hit games and went 6-for-13 in the series at South Carolina (Mar. 29-31) ... went 2-for-4 in the series opener vs. Arkansas (Apr. 5), capping off a stretch of multiple hits in six of seven SEC games ... went 2-for-4 with two runs and a RBI in the middle game at Texas A&M (Apr. 13) ... went 2-for-4 with two runs and two RBI in the series finale vs. Alabama (May 5) ... hit .300 with two doubles and two RBI in eight NCAA Tournament games ... totaled four hits and scored four runs in the Atlanta Regional ... turned in his 15th multi-hit game of the season in the decisive game three of the Chapel Hill Super Regional (Jun. 10) ... turned in a hit in both College World Series games, also driving in a run against Louisville (Jun. 19) ... turned in a .983 fielding percentage and threw out a pair of runners from center field.

**HIGH SCHOOL**

Played at Liberty Christian School for coach Johnny Isom ... rated the No. 24 outfielder in the state and a top-500 player nationally ... hit .462 with six home runs and 39 RBI as a senior ... set the school record for most doubles (16) in a season as a sophomore and most hits (63) in a season as a junior ... named TAPPS First Team All-State in 2017 and 2018 and Second Team All-State in 2016 ... also a two-time All-District I honoree and the 2017 District I Offensive Player of the Year ... helped lead team to 2018 TAPPS Division I State Championship ... drafted in the 20th round by the Boston Red Sox ... also a four-year starter at free safety on the football team, where he was a two-time TAPPS All-District and All-State performer ... state champion in the long jump.

**PERSONAL**

Son of Eric and Kristy Howell ... his dad served on the Auburn football staff under Tommy Tuberville in 2006 and went on to become the defensive coordinator at Faulkner University ... has three siblings, Jon Aaron, Kyleb and Julia ... enrolled in the College of Business ... Apr. 1, 1999.

**ALL GAMES**

Year	Avg	GP	GS	AB	R	H	2B	3B	HR	RBI	TB	SLG%	BB	HBP	SO	GDP	OB%	SF	SH	SB	ATT	PO	A	E	FLD%
2019	.262	63	63	225	31	59	10	0	0	28	69	.307	22	7	49	3	.340	5	4	14	16	169	2	3	.983
2020	.359	11	10	39	8	14	7	0	0	6	21	.538	3	1	6	0	.419	0	0	0	0	15	0	0	1.000
2021	.260	52	51	177	29	46	12	0	8	30	82	.463	27	8	40	0	.382	0	5	8	13	143	5	1	.993
2022	.287	65	65	251	50	72	19	2	2	35	101	.402	28	14	52	1	.385	3	3	11	13	155	3	2	.988
<b>TOTAL</b>	<b>.276</b>	<b>191</b>	<b>189</b>	<b>692</b>	<b>118</b>	<b>191</b>	<b>48</b>	<b>2</b>	<b>10</b>	<b>99</b>	<b>273</b>	<b>.395</b>	<b>80</b>	<b>30</b>	<b>147</b>	<b>4</b>	<b>.372</b>	<b>8</b>	<b>12</b>	<b>33</b>	<b>42</b>	<b>482</b>	<b>10</b>	<b>6</b>	<b>.988</b>

**SEC GAMES ONLY**

Year	Avg	GP	GS	AB	R	H	2B	3B	HR	RBI	TB	SLG%	BB	HBP	SO	GDP	OB%	SF	SH	SB	ATT	PO	A	E	FLD%
2019	.238	29	29	105	11	25	5	0	0	8	30	.286	7	4	29	2	.310	0	2	4	5	81	1	1	.988
2020	-	-	-	-	-	-	-	-	-	-	-	-	-	-	-	-	-	-	-	-	-	-	-	-	-
2021	.260	30	30	104	16	27	7	0	6	17	52	.500	10	6	26	0	.358	0	4	2	5	87	2	1	.989
2022	.244	29	29	123	19	30	7	0	1	14	40	.325	7	3	32	1	.301	0	2	7	8	78	2	1	.988
<b>TOTAL</b>	<b>.247</b>	<b>88</b>	<b>88</b>	<b>332</b>	<b>46</b>	<b>82</b>	<b>19</b>	<b>0</b>	<b>7</b>	<b>39</b>	<b>122</b>	<b>.367</b>	<b>24</b>	<b>13</b>	<b>87</b>	<b>3</b>	<b>.322</b>	<b>0</b>	<b>8</b>	<b>13</b>	<b>18</b>	<b>246</b>	<b>5</b>	<b>3</b>	<b>.988</b>







# CHASE ISBELL

# 43

**POSITION**  
Right-handed pitcher

**CLASS**  
Senior

**BATS / THROWS**  
R/R

**HEIGHT - WEIGHT**  
6-2 - 210

**EXPERIENCE**  
TR-1L

**HOMETOWN**  
Springville, Ala.

**PREVIOUS SCHOOL**  
Samford

**2023 - SENIOR YEAR**

Enters the season as the No. 33 relief pitcher in the country by D1 Baseball.

**2022 - JUNIOR YEAR**

Went 1-1 with a 4.82 ERA in 14 relief appearances ... struck out 23 batters in 18.2 innings ... coming back from partial Tommy John Surgery, made his first appearance of the season and pitched a scoreless inning against South Alabama (Mar. 22) ... pitched 2.1 innings and struck out three batters in his SEC debut at Texas A&M (Mar. 26) ... allowed nine earned runs in his first five appearances but just one in his last nine outings and 13.1 innings, good for a 0.68 ERA ... started the stretch by turning in three straight scoreless innings at Mississippi State (Apr. 15), vs. Kennesaw State (Apr. 20) and at Tennessee (Apr. 29) ... matched a then-season-high with 2.1 innings and three strikeouts against Arkansas (May 7) ... earned his first career win at Troy (May 10) ... registered season highs with 2.2 innings and four strikeouts in game two of the Corvallis Super Regional (June 12) ... struck out three batters in 1.2 scoreless innings in the College World Series against Arkansas (June 21).

**2021 - SOPHOMORE YEAR AT SAMFORD**

Led Samford with a 2.32 ERA and seven saves ... his seven saves were T-2nd in the SoCon ... tied for second on the team with 26 appearances and led the league with 25 games finished ... posted a 4-2 record in relief ... struck out 44 batters in 31.0 innings and held opponents to a .173 average against ... didn't allow an earned run in his first four appearances and held opponents scoreless in 20 of his 26 trips to the mound ... allowed more than one run on just two occasions ... due to retaining year of eligibility from 2020, was named to the 2021 SoCon All-Freshman Team.

ISBELL AT A GLANCE	
<b>CAREER RECORD</b>	
at Plainsman Park.....	0-0
On Road/Neutral.....	1-1
vs. SEC.....	0-1
vs. SEC West.....	0-0
vs. SEC East.....	0-1
<b>CAREER HIGHS</b>	
Innings.....	3.0, at ETSU (5/21/21)
Hits.....	5, vs. Vanderbilt (4/9/22)
Runs.....	.5, at LSU (4/1/22)
Earned Runs.....	.5, at LSU (4/1/22)
Walks.....	3, vs. Samford (5/17/22)
Strikeouts.....	6, at ETSU (5/21/21)
Pitches.....	57, at ETSU (5/21/21)

**2020 - FRESHMAN YEAR AT SAMFORD**

Saw action in five games, all out of the bullpen ... posted a record of 1-0 and a 3.38 earned run average in 5.1 innings of work ... recorded six strikeouts.

**HIGH SCHOOL**

Starred at Springville High School in Alabama ... rated as the No. 5 shortstop and No. 22 player in Alabama by Perfect Game.

**PERSONAL**

Son of Cameron and Lisa Isbell ... has one brother, Chance ... enrolled in College of Liberal Arts ... born Sept. 12, 2000.





## CHASE ISBELL'S CAREER APPEARANCES

## 2020 - FRESHMAN YEAR AT SAMFORD

Date	Opp (Res.)	DEC	QS	IP	H	R	ER	BB	SO	HR	ERA	NP
2/14	UNC ASHEVILLE (W, 15-1)	-	-	1.0	0	0	0	1	2	0	0.00	-
2/20	at Belmont (L, 4-9)	-	-	1.0	1	2	0	2	1	0	0.00	-
2/23	at Lipscomb (W, 7-3)	-	-	0.1	1	1	1	2	0	0	3.86	18
3/1	NORTHERN KENTUCKY (W, 10-5)	W	-	2.0	1	1	1	2	1	0	4.15	-
3/10	ALABAMA A&M (W, 5-1)	-	-	1.0	0	0	0	0	2	0	3.38	-

## 2021 - SOPHOMORE YEAR AT SAMFORD

Date	Opp (Res.)	DEC	QS	IP	H	R	ER	BB	SO	HR	ERA	NP
2/19	UT MARTIN (W, 5-3)	-	-	2.0	0	0	0	0	1	0	0.00	-
2/21	UT MARTIN (W, 3-1)	S	-	2.0	0	0	0	0	5	0	0.00	-
2/28	at Florida (L, 9-10)	L	-	1.1	2	1	0	2	2	0	0.00	-
3/3	JACKSONVILLE STATE (W, 10-9)	S	-	2.0	0	0	0	1	2	0	0.00	-
3/7	TOLEDO (W, 16-8)	-	-	1.0	1	1	1	0	3	0	1.08	-
3/9	at Troy (W, 6-5)	S	-	1.0	3	1	1	0	3	0	1.93	25
3/13	at Texas A&M (L, 2-5)	-	-	1.0	1	0	0	0	2	0	1.74	21
3/20	at UNC Greensboro (W, 6-1)	-	-	1.0	0	0	0	1	0	0	1.59	15
3/21	at UNC Greensboro (W, 8-3)	-	-	1.0	0	0	0	0	0	0	1.46	12
3/23	at UAB (W, 5-1)	S	-	1.0	0	0	0	0	3	0	1.35	-
3/26	ETSU (W, 7-3)	-	-	1.0	0	0	0	0	1	0	1.26	-
4/2	VMI (W, 7-6)	W	-	1.0	0	0	0	1	1	0	1.17	-
4/3	VMI (W, 7-6)	S	-	1.0	0	0	0	0	0	0	1.10	-
4/6	TROY (W, 4-3)	W	-	1.0	1	1	1	0	0	1	1.56	-
4/11	THE CITADEL (W, 8-4)	-	-	1.0	1	0	0	0	1	0	1.47	-
4/16	at Western Carolina (W, 8-5)	-	-	1.0	1	2	2	2	0	0	2.33	-
4/20	at Auburn (L, 4-6)	-	-	1.0	0	0	0	0	1	0	2.21	10
4/23	MERCER (W, 10-9)	S	-	1.0	1	0	0	0	1	0	2.11	-
4/24	MERCER (L, 4-5)	-	-	1.0	0	0	0	0	1	0	2.01	-
4/30	at Wofford (W, 9-8)	S	-	1.1	0	0	0	0	2	0	1.90	19
5/1	at Wofford (L, 6-7)	L	-	0.1	4	3	3	2	1	0	3.00	25
5/8	at VMI (W, 18-1)	-	-	1.0	1	0	0	0	3	0	2.88	18
5/12	AUBURN (W, 6-1)	-	-	1.0	1	0	0	1	2	0	2.77	-
5/15	UNC GREENSBORO (W, 8-4)	-	-	1.0	0	0	0	0	1	0	2.67	-
5/21	at ETSU (W, 7-6)	W	-	3.0	2	0	0	1	6	0	2.40	57
5/27	vs. Mercer (W, 10-8)	W	-	1.0	0	0	0	2	2	0	2.32	22

## 2022 - JUNIOR YEAR

Date	Opp (Res.)	DEC	QS	IP	H	R	ER	BB	SO	HR	ERA	NP
3/22	vs. South Alabama (W, 13-12)	-	-	1.0	1	0	0	0	1	0	0.00	18
3/26	at Texas A&M (L, 4-5)	L	-	2.1	2	1	1	0	3	0	2.70	45
4/1	at LSU (L, 2-9)	-	-	0.2	3	5	5	2	0	0	13.50	27
4/5	at UAB (W, 6-4)	-	-	0.1	0	0	0	1	0	0	12.46	11
4/9	VANDERBILT (L, 4-19)	-	-	1.0	5	3	3	0	1	0	15.19	31
4/15	at Mississippi State (L, 5-9)	-	-	1.0	1	0	0	1	2	0	12.79	21
4/20	KENNESAW STATE (W, 14-1)	-	-	1.0	0	0	0	1	1	0	11.05	15
4/29	at Tennessee (L, 4-17)	-	-	1.0	1	0	0	0	1	0	9.72	12
5/7	ARKANSAS (W, 5-3)	-	-	2.1	1	1	1	1	3	0	8.44	37
5/10	at Troy (W, 11-4)	W	-	1.0	0	0	0	1	1	0	7.71	17
5/17	vs. Samford (W, 8-4)	-	-	0.2	0	0	0	3	0	0	7.30	28
5/20	at Kentucky (L, 1-5)	-	-	2.0	2	0	0	1	3	0	6.28	32
6/12	at Oregon State (L, 3-4)	-	-	2.2	0	0	0	2	4	0	5.29	41
6/21	vs. Arkansas (L, 1-11)	-	-	1.2	1	0	0	1	3	0	4.28	33

## ALL GAMES

Year	ERA	W	L	App	GS	CG	SHO	CBO	SV	IP	H	R	ER	BB	SO	2B	3B	HR	BF	B/Avg	WP	HBP	BK	SFA	SHA
2020*	3.38	1	0	5	0	0	0	0	0	5.1	3	4	2	7	6	1	0	0	25	.167	1	0	0	1	1
2021*	2.32	4	2	26	0	0	0	0	7	31.0	19	9	8	13	44	5	0	1	129	.173	6	2	1	1	1
2022	4.82	1	1	14	0	0	0	0	0	18.2	17	10	10	14	23	8	0	0	87	.243	2	2	0	1	0
<b>TOTAL</b>	<b>3.27</b>	<b>6</b>	<b>3</b>	<b>45</b>	<b>0</b>	<b>0</b>	<b>0</b>	<b>0</b>	<b>7</b>	<b>55.0</b>	<b>39</b>	<b>23</b>	<b>20</b>	<b>34</b>	<b>73</b>	<b>14</b>	<b>0</b>	<b>1</b>	<b>215</b>	<b>.181</b>	<b>9</b>	<b>4</b>	<b>1</b>	<b>3</b>	<b>2</b>

## SEC GAMES

Year	ERA	W	L	App	GS	CG	SHO	CBO	SV	IP	H	R	ER	BB	SO	2B	3B	HR	BF	B/Avg	WP	HBP	BK	SFA	SHA
2022	8.71	0	1	7	0	0	0	0	0	10.1	15	10	10	5	13	7	0	0	53	.349	2	2	0	1	0







# JUSTIN KIRBY



**POSITION**  
Outfielder

**CLASS**  
Graduate

**BATS / THROWS**  
R/R

**HEIGHT - WEIGHT**  
5-11 - 203

**EXPERIENCE**  
TR-4Y

**HOMETOWN**  
Alpharetta, Ga.

**PREVIOUS SCHOOL**  
Kent State

## 2023 – GRADUATE YEAR

Enters the season as the No. 43 impact transfer and No. 44 outfielder in the country by D1 Baseball.

## 2022 – SENIOR YEAR AT KENT STATE

Named First Team All-MAC ... ranked second on the team with a .323 average in 53 games, including 51 starts ... led the team with 64 hits, 17 doubles, 15 homers and 45 RBI ... drew a team-high 28 walks and reached base at a .420 clip ... tied for the team lead with 14 stolen bases ... turned in a .990 fielding percentage with four outfield assists ... his 13 homers in conference play tied for the MAC lead ... hit two homers, including the game-winner, in the series opener against Eastern Michigan (May 19).

## 2021 – JUNIOR YEAR AT KENT STATE

Hit .301 in 48 games and 43 starts ... totaled eight doubles and five homers ... drove in 25 runs and scored 31 ... was a perfect 10-for-10 in stolen bases ... turned in a .985 fielding percentage at first base and right field ... hit .418 during May ... 10 of his 12 multi-hit games came in the final month of the season.

## 2020 – SOPHOMORE YEAR AT KENT STATE

Played and started in 12 games during the shortened season ... turned in three multi-hit games ... ranked second on the team with three doubles ... turned in a perfect fielding percentage.

## 2019 – FRESHMAN YEAR AT KENT STATE

Named the 2019 MAC Freshman of the Year and a Collegiate Baseball Freshman All-American ... hit .313 with a 1.017 OPS in 42 games and 37 starts ... led the conference with a .619 slugging percentage, belting 14 doubles, two triples and nine homers, good for fifth in the league ... led the MAC in league games in slugging (.809), doubles (13) and home runs (eight) while ranking seventh in runs (26) and eighth in average (.371) ... became the first Golden Flash to homer three times in a game since 2005, accomplishing the feat against Northern Illinois (Apr. 19).

## HIGH SCHOOL

Attended Alpharetta High School (GA) ... named 2018 First Team All-State and All-Region ... two-time Alpharetta Scholar Athlete of the Year ... holds the school record for career walks, steals and triples ... set the single season record for steals as a senior and records for triples and walks as a junior.

## PERSONAL

Son of Mark and Karen Kirby ... has one sibling, Alex ... his father was an Academic All-American in baseball at Northwestern (1979-83) ... born in Stamford, Connecticut,

### CAREER HIGHS

At Bats: .....	6, five times
Runs: .....	4, two times
Hits: .....	4, two times
RBI: .....	6, at Akron (4/30/22)
Doubles: .....	2, five times
Triples: .....	1, four times
HR: .....	3, at Northern Illinois (4/19/22)
Hit Streak: .....	7 (2021)
Reach Base: .....	25 (2022; current)

### MULTI-HIT GAMES

Year	2	3	4	5+	Total
2019*	8	4	1	-	13
2020*	2	1	-	-	3
2021*	10	2	-	-	12
2022*	17	4	1	-	22
<b>Totals</b>	<b>37</b>	<b>11</b>	<b>2</b>	<b>--</b>	<b>50</b>

### MULTI-RBI GAMES

Year	2	3	4	5+	Total
2019*	3	2	1	1	7
2020*	-	-	-	-	-
2021*	3	1	1	-	5
2022*	6	3	2	1	12
<b>Totals</b>	<b>12</b>	<b>6</b>	<b>4</b>	<b>2</b>	<b>24</b>

### ALL GAMES

Year	Avg	GP	GS	AB	R	H	2B	3B	HR	RBI	TB	SLG%	BB	HBP	SO	GDP	OB%	SF	SH	SB	ATT	PO	A	E	FLD%
2019*	.313	42	37	147	42	46	14	2	9	30	91	.619	17	5	33	1	.398	2	2	9	11	43	1	0	1.000
2020*	.189	12	12	37	3	7	3	0	0	2	10	.270	4	3	8	1	.318	0	0	0	0	13	0	0	1.000
2021*	.301	48	43	146	31	44	8	1	5	25	69	.473	18	4	45	0	.386	3	0	10	10	188	9	3	.985
2022*	.323	53	51	198	44	64	17	1	15	45	128	.646	28	8	55	1	.420	4	1	14	20	91	4	1	.990
<b>TOTAL</b>	<b>.305</b>	<b>155</b>	<b>143</b>	<b>528</b>	<b>120</b>	<b>161</b>	<b>42</b>	<b>4</b>	<b>29</b>	<b>102</b>	<b>298</b>	<b>.564</b>	<b>67</b>	<b>20</b>	<b>141</b>	<b>3</b>	<b>.397</b>	<b>9</b>	<b>3</b>	<b>33</b>	<b>41</b>	<b>335</b>	<b>14</b>	<b>4</b>	<b>.989</b>



# MASON LAND

# 37

## POSITION

Infielder

## CLASS

Senior

## BATS / THROWS

L/R

## HEIGHT - WEIGHT

5-10 - 181

## EXPERIENCE

TR-1L

## HOMETOWN

Cantonment, Fla.

## PREVIOUS SCHOOL

Chattahoochee Valley

### 2022 - JUNIOR YEAR

Turned in a .244/.320/.267 slash line in 28 games and nine starts ... scored four runs with a double and three RBI ... drew four walks and dropped down three sacrifice bunts ... hit .261 in 14 SEC games, including five starts ... made his Auburn debut as a defensive replacement and drew a walk against Kansas State in Arlington (Feb. 20) ... recorded his first career hit with a pinch-hit single against UAB (Mar. 2) ... went 3-for-3 with two walks and a run in a reserve roll in four games from Mar. 2-17 ... went 1-for-1 with a run in his SEC debut vs. Ole Miss (Mar. 17) ... drove in his first run at Texas A&M (Mar. 27) ... made his first career start against Jacksonville State (Mar. 29) ... drove in the game-winning run with a sacrifice bunt against Arkansas (May 7) ... went on a six-game hitting streak from May 8-21, hitting .380 during the stretch ... started in eight straight games from May 10-25 ... collected multiple hits with a double and RBI at Troy (May 10).

### 2021 - SOPHOMORE YEAR AT CHATTAHOOCHEE VALLEY

Slashed .367/.500/.566 in 51 games ... led the team with 58 runs and ranked second with 61 hits ... added 10 doubles, seven homer and 43 RBI ... drew 31 walks and struck out only 11 times in 166 plate appearances ... collected multiple hits on 15 occasions, including a pair of four-hit games ... stole 4-of-4 bases.

### 2020 - FRESHMAN YEAR AT MISSISSIPPI STATE

Appeared in three games with one start ... made collegiate debut at Long Beach State (2/29) ... earned first collegiate start and recorded his first hit in the series finale versus Quinnipiac (3/8) ... was 0-for-1 with a walk in two pinch hit plate appearances ... drew a pinch hit walk versus Quinnipiac (3/7).

### HIGH SCHOOL

Played for head coach Karl Jernigan at J.M. Tate Senior High School ... helped the Aggies to three straight Class 7A District 1 titles between his freshman and junior seasons ... named First Team All-State his final three prep seasons ... garnered Perfect Game Second Team All-America honors as a junior and senior ... earned Perfect Game Underclass High Honorable Mention All-America honors as a sophomore ... earned a 4.40 GPA during his high school career ... received the Scholar Athlete of the Year Award at TSHS.

### PERSONAL

Son of Melissa and Michael Land ... has one younger brother, Madox, and one older sister, Micah ... enrolled in the College of Business ... born May 13, 2000.

### CAREER HIGHS

At Bats:	5, five times
Runs:	4, two times
Hits:	4, two times
RBI:	5, at Lurleen B. Wallace (4/7/21)
Doubles:	2, vs. Snead State (5/9/21)
Triples:	1, vs. Enterprise State (4/3/21)
HR:	2, vs. Wallace-Dothan (4/29/21)
Hit Streak:	9 (2021)
Reach Base:	19 (2021)

### MULTI-HIT GAMES

Year	2	3	4	5+	Total
2020*	-	-	-	-	-
2021*	10	3	2	-	15
2022	1	-	-	-	1
<b>Totals</b>	<b>11</b>	<b>3</b>	<b>2</b>	<b>--</b>	<b>16</b>

### MULTI-RBI GAMES

Year	2	3	4	5+	Total
2020*	-	-	-	-	-
2021*	8	2	-	1	11
2022	-	-	-	-	-
<b>Totals</b>	<b>8</b>	<b>2</b>	<b>--</b>	<b>1</b>	<b>11</b>

### ALL GAMES

Year	Avg	GP	GS	AB	R	H	2B	3B	HR	RBI	TB	SLG%	BB	HBP	SO	GDP	OB%	SF	SH	SB	ATT	PO	A	E	FLD%
2020*	.250	3	1	4	2	1	0	0	0	0	1	.250	1	0	1	0	.400	0	0	0	0	0	0	0	.000
2021*	.367	51	-	166	58	61	10	1	7	43	94	.566	31	13	11	0	.500	0	2	4	4	8	5	3	.813
2022	.244	28	9	45	4	11	1	0	0	3	12	.267	4	1	9	0	.320	0	3	0	0	14	4	1	.947
<b>TOTAL</b>	<b>.340</b>	<b>82</b>	<b>10</b>	<b>215</b>	<b>64</b>	<b>73</b>	<b>11</b>	<b>1</b>	<b>7</b>	<b>46</b>	<b>107</b>	<b>.498</b>	<b>36</b>	<b>14</b>	<b>21</b>	<b>0</b>	<b>.464</b>	<b>0</b>	<b>5</b>	<b>4</b>	<b>4</b>	<b>22</b>	<b>9</b>	<b>4</b>	<b>.813</b>

### ALL GAMES

Year	Avg	GP	GS	AB	R	H	2B	3B	HR	RBI	TB	SLG%	BB	HBP	SO	GDP	OB%	SF	SH	SB	ATT	PO	A	E	FLD%
2022	.261	14	5	23	1	6	0	0	0	2	6	.261	1	1	4	0	.320	0	3	0	0	9	0	1	.900







# NATE LARUE



**POSITION**  
Catcher

**CLASS**  
Senior

**BATS / THROWS**  
R/R

**HEIGHT - WEIGHT**  
6-3 - 223

**EXPERIENCE**  
3L

**HOMETOWN**  
Mobile, Ala.

**HIGH SCHOOL**  
McGill-Toolen

**2022 – JUNIOR YEAR**

Turned in a .211/.272/.382 slash line in 52 games and 42 starts, including 39 behind the plate ... threw out 12 of 22 base stealers, tied for the third most in the league ... turned in a .995 fielding percentage, committing just two errors in 442 chances behind the plate ... collected a career best eight doubles, six homers and 34 RBI ... six of his doubles and four of his homers came in SEC play ... started behind the plate in 25 of the last 26 league games ... ranked second on the team with 10 multi-RBI games ... was 2-for-2 in stolen bases ... also made five appearances on the mound, allowing one run in 5.1 innings ... started as the designated hitter and went 1-for-4 with two RBI in his season debut vs. Kansas State in Arlington (Feb. 20) ... pitched a scoreless inning with a strike-out in the home opener against Troy (Feb. 23) ... drove in another run as the designated hitter against Yale (Feb. 25) ... pitched a season-high 2.0 scoreless inning against Alabama State (Mar. 1) ... didn't allow a run in his third straight outing against Tennessee Tech (Mar. 9) ... entered as a defensive replacement and went 1-for-1 with a double in the SEC opener vs. Ole Miss (Mar. 17) ... made his SEC pitching debut and turned in 1.2 scoreless against Ole Miss (Mar. 18) ... started his first game behind the plate in the series opener at Texas A&M (Mar. 25) ... went 3-for-5 with a double, homer and career best five RBI in the series finale against the Aggies (Mar. 27) ... collected a pair of hits against UAB (Apr. 5) ... went 1-for-2 with a two-run homer in the middle game against Vanderbilt (Apr. 9) ... got Auburn's scoring started with a solo homer in the series opener at Mississippi State (Apr. 14) ... homered for the fourth time in a span of 14 games against South Carolina (Apr. 22) ... went 4-for-8 with five RBI in the series against the Gamecocks ... collected a pair of hits in the series opener at Tennessee (Apr. 29) ... got Auburn's ninth inning comeback the following day against the Volunteers started with a leadoff single (Apr. 30) ... finished the series 4-for-9 ... hit a career-high two double against Arkansas (May 6) ... went 2-for-3 with three RBI vs. Samford (May 17) ... hit a pair of solo homers in the regional openers vs. Southeastern (June 3), marking the first multi-homer game of his career ... drove in three runs in the regional final vs. UCLA (June 5) ... was named to the Auburn Regional All-Tournament Team ... drove in a run in Auburn's comeback win in game one of the Corvallis Super Regional (June 11) ... started behind the plate all three games in Omaha.

**CAREER HIGHS**

At Bats: ..... 5, five times  
 Runs: ..... 3, vs. Southeastern (6/3/22)  
 Hits: ..... 3, at Texas A&M (3/27/22)  
 RBI: ..... 5, at Texas A&M (3/27/22)  
 Doubles: ..... 2, vs. Arkansas (5/6/22)  
 Triples: ..... None  
 HR: ..... 2, vs. Southeastern (6/3/22)  
 Hit Streak: ..... 4 (2022)  
 Reach Base: ..... 5 (2022)

**MULTI-HIT GAMES**

Year	2	3	4	5+	Total
2020	-	-	-	-	-
2021	2	-	-	-	2
2022	7	1	-	-	8
<b>Totals</b>	<b>9</b>	<b>1</b>	<b>--</b>	<b>--</b>	<b>10</b>

**MULTI-RBI GAMES**

Year	2	3	4	5+	Total
2020	-	-	-	-	-
2021	1	-	-	-	1
2022	7	2	-	1	10
<b>Totals</b>	<b>8</b>	<b>2</b>	<b>--</b>	<b>1</b>	<b>11</b>



**2021 – SOPHOMORE YEAR**

Entered the season rated by Perfect Game as the No. 71 overall prospect and No. 49 college prospect for the 2022 MLB Draft ... made 16 appearances and 10 starts at catcher, while also making one appearance at pitcher ... became Auburn's first player since Josh Donaldson in 2007 to start behind the plate and make a pitching appearance in the same season ... hit .219 (7-for-32) with eight runs, two doubles, two home runs and five RBIs ... made his first start of the season and went 2-for-4 with a double, home run and two RBI in a win over Presbyterian (Feb. 20) ... was 1-for-2 and reached base three times against Alabama A&M (Feb. 23) ... drove in a run on a sacrifice fly at Arkansas (Apr. 1) ... made his collegiate pitching debut and struck out a batter in an inning of relief vs. Jacksonville State (Apr. 21) ... hit his second home run of the season and his career vs. North Alabama (May 18) ... started behind the plate in the regular season finale at Missouri (May 22) and went 2-for-4 with two runs, and a RBI double ... started at catcher in the SEC Tournament vs. Ole Miss (May 25) ... turned in a perfect fielding percentage with 89 put outs.

**2020 – FRESHMAN YEAR**

Played in eight games and made three starts behind the plate ... hit .294 (5-for-17) with six runs, one double and two RBI ... made his Auburn debut and went 1-for-5 with a run vs. Illinois-Chicago (Feb. 15) ... came off the bench and went 1-for-1 the following day ... made his second start vs. Alabama A&M (Feb. 26) and went 1-for-3 with a walk and two runs ... drove in his first career run on a sac fly vs. Wright State (Feb. 29) ... went 1-for-3 with a double and run vs. Chicago State (Mar. 7) ... made his final start and went 1-for-3 with a walk and RBI vs. Wofford (Mar. 11) ... caught three of nine would-be base stealers.

**HIGH SCHOOL**

Rated the No. 118 overall player and No. 11 catcher in the 2019 class according to Perfect Game ... tabbed the No. 2 catcher and No. 3 overall player in Alabama ... named a 2018 Perfect Game Preseason Underclass Second Team All-American and 2019 Perfect Game Preseason Third Team All-American ... invited to the 2018 Perfect Game National Showcase, where he was named to the Top Prospect Team ... took home Tournament MVP honors at the 2017 WWBA Labor Day Classic at LakePoint ... named to the All-Tournament Team at the 2017 WWBA National Championship as well as the 2018 WWBA National and World Championships ... earned 2018 ASWA Second Team All-State honors at McGill-Toolen ... career .365 hitter with a 1.41 ERA at the high school level ... tabbed by Baseball America as the No. 148 overall prospect entering the 2019 MLB Draft ... was selected by the Toronto Blue Jays in the 25th round by chose to come to school.

**PERSONAL**

Son of Cheril and Barry McAleer ... has one sibling, Cole LaRue, who plays basketball at Kennesaw State ... enrolled in the College of Business ... born July 27, 2001.

**ALL GAMES**

Year	Avg	GP	GS	AB	R	H	2B	3B	HR	RBI	TB	SLG%	BB	HBP	SO	GDP	OB%	SF	SH	SB	ATT	PO	A	E	FLD%
2020	.294	8	3	17	6	5	1	0	0	2	6	.353	2	0	1	0	.350	1	0	0	0	44	6	1	.980
2021	.219	16	10	32	8	7	2	0	2	5	15	.469	6	0	8	1	.333	1	0	0	0	89	6	0	1.000
2022	.211	52	42	152	19	32	8	0	6	34	58	.382	13	2	66	0	.272	6	1	2	2	403	37	2	.995
<b>TOTAL</b>	<b>.219</b>	<b>76</b>	<b>55</b>	<b>201</b>	<b>33</b>	<b>44</b>	<b>11</b>	<b>0</b>	<b>8</b>	<b>41</b>	<b>79</b>	<b>.393</b>	<b>21</b>	<b>2</b>	<b>75</b>	<b>1</b>	<b>.289</b>	<b>8</b>	<b>1</b>	<b>2</b>	<b>2</b>	<b>536</b>	<b>48</b>	<b>3</b>	<b>.995</b>

**SEC GAMES ONLY**

Year	Avg	GP	GS	AB	R	H	2B	3B	HR	RBI	TB	SLG%	BB	HBP	SO	GDP	OB%	SF	SH	SB	ATT	PO	A	E	FLD%
2020	-	-	-	-	-	-	-	-	-	-	-	-	-	-	-	-	-	-	-	-	-	-	-	-	-
2021	.154	7	4	13	3	2	1	0	0	2	3	.231	3	0	5	0	.294	1	0	0	0	29	1	0	1.000
2022	.209	27	25	86	10	18	6	0	4	15	36	.419	7	2	40	0	.281	1	1	1	1	213	23	2	.992
<b>TOTAL</b>	<b>.202</b>	<b>34</b>	<b>29</b>	<b>99</b>	<b>13</b>	<b>20</b>	<b>7</b>	<b>0</b>	<b>4</b>	<b>17</b>	<b>39</b>	<b>.394</b>	<b>10</b>	<b>2</b>	<b>45</b>	<b>0</b>	<b>.283</b>	<b>2</b>	<b>1</b>	<b>1</b>	<b>1</b>	<b>242</b>	<b>24</b>	<b>2</b>	<b>.993</b>







# TY MAULDIN



**POSITION**  
Infielder

**CLASS**  
Junior

**BATS / THROWS**  
L/R

**HEIGHT - WEIGHT**  
6-0 - 196

**EXPERIENCE**  
TR-JC

**HOMETOWN**  
Trussville, Ala.

**PREVIOUS SCHOOL**  
Snead State

**2022 - SOPHOMORE YEAR AT SNEAD STATE**

Hit .355 with a .421 on-base percentage in 48 games ... totaled seven doubles, one triple, one homer and 35 RBI ... walked 17 times ... scored 27 runs ... collected 14 multi-hit games, including a trio of three-hit efforts, and nine multi-RBI games ... hit his first homer at Wallace Dothan (May 17).

**2021 - FRESHMAN YEAR AT SNEAD STATE**

Hit .306 and reached base at a .443 clip in 25 games ... collected three doubles and one triple ... drove in 11 runs and scored 17 ... walked 15 times ... collected his first hit and RBI at Georgia Highlands (Feb. 7) ... recorded multiple hits in four straight games from Apr. 3-11.

**CAREER HIGHS**

At Bats: ..... 5, three times  
 Runs: ..... 3, at Itawamba (2/15/22)  
 Hits: ..... 3, three times  
 RBI: ..... 3, three times  
 Doubles: ..... 2, at Calhoun (3/31/22)  
 Triples: ..... 1, two times  
 HR: ..... 1, at Wallace-Dothan (5/17/22)  
 Hit Streak: ..... 8 (2022)  
 Reach Base: ..... 12 (2021; '22)

**MULTI-HIT GAMES**

Year	2	3	4	5+	Total
2021	4	-	-	-	4
2022	11	3	-	-	14
<b>Totals</b>	<b>15</b>	<b>3</b>	<b>--</b>	<b>--</b>	<b>18</b>

**MULTI-RBI GAMES**

Year	2	3	4	5+	Total
2021	2	1	-	-	3
2022	7	2	-	-	9
<b>Totals</b>	<b>9</b>	<b>3</b>	<b>--</b>	<b>--</b>	<b>12</b>

**HIGH SCHOOL**

Attended Hewitt-Trussville High School (AL) ... rated by Perfect Game as the No. 7 second baseman in the state ... 2018 and 2019 ASWA 7A First Team All-State.

**PERSONAL**

Son of Jeff and Chrissy Mauldin ... has two sisters, Sara Grace and Caroline ... born in Birmingham, Alabama, on Mar. 8, 2001.



**ALL GAMES**

Year	Avg	GP	GS	AB	R	H	2B	3B	HR	RBI	TB	SLG%	BB	HBP	SO	GDP	OB%	SF	SH	SB	ATT	PO	A	E	FLD%
2021	.306	25	-	62	17	19	3	1	0	11	24	.387	15	1	17	0	.443	1	4	2	2	27	29	5	.918
2022	.355	48	-	141	27	50	7	1	1	35	62	.440	17	-	26	2	.421	1	7	1	3	68	90	10	.940
<b>TOTAL</b>		<b>73</b>	<b>--</b>	<b>203</b>	<b>44</b>	<b>69</b>	<b>10</b>	<b>2</b>	<b>1</b>	<b>46</b>	<b>86</b>	<b>.424</b>	<b>32</b>	<b>1</b>	<b>43</b>	<b>2</b>	<b>.429</b>	<b>2</b>	<b>11</b>	<b>3</b>	<b>5</b>	<b>95</b>	<b>119</b>	<b>15</b>	<b>.934</b>



# COOPER McMURRAY

# 26

**POSITION**  
Infielder

**CLASS**  
Redshirt Sophomore

**BATS / THROWS**  
L/L

**HEIGHT - WEIGHT**  
6-3 - 258

**EXPERIENCE**  
TR-4Y

**HOMETOWN**  
Tulsa, Okla.

**PREVIOUS SCHOOL**  
Kansas

### 2022 – REDSHIRT FRESHMAN YEAR AT KANSAS

Played in 42 games and made 33 starts at first base ... turned in a .248/.374/.540 slash line with six doubles, nine homers and 19 RBI ... ranked second on the team in homers and third in walks (23) ... hit a pinch-hit RBI double in his first career at-bat against Illinois (Feb. 18) ... hit his first career homer at New Orleans (Feb. 27) ... reached base in a season-best 11 straight games from Feb. 26-Mar. 20 ... became the first Kansas player to homer in three straight games since 2015 from Apr. 27-30, totaling four homers during the span ... named Academic All-Big 12 Second Team.

### 2021 – FRESHMAN YEAR AT KANSAS

Did not see action and took a redshirt.

### HIGH SCHOOL

Attended Bishop Kelly High School (OK) ... rated by Perfect Game and Prep Baseball Report as the No. 1 first baseman in Oklahoma ... three-time All-District First Team honoree ... led Bishop Kelly to the 2018 Oklahoma 5A State Championship ... played four years of football as a tight end.

### PERSONAL

Son of Kurston and Paige McMurray ... has two brothers, Jake and Tanner ... born in Tulsa, Oklahoma, on Dec. 19, 2001.

#### CAREER HIGHS

At Bats:	6, vs. Oklahoma (4/23/22)
Runs:	2, vs. West Virginia (4/30/22)
Hits:	3, at Baylor (4/16/22)
RBI:	3, at Texas (5/21/22)
Doubles:	1, six times
Triples:	None
HR:	2, vs. West Virginia (4/30/22)
Hit Streak:	5 (2022)
Reach Base:	10 (2022)

#### MULTI-HIT GAMES

Year	2	3	4	5+	Total
2022	8	1	-	-	9

#### MULTI-RBI GAMES

Year	2	3	4	5+	Total
2022	5	1	-	-	6



#### ALL GAMES

Year	Avg	GP	GS	AB	R	H	2B	3B	HR	RBI	TB	SLG%	BB	HBP	SO	GDP	OB%	SF	SH	SB	ATT	PO	A	E	FLD%
2022*	.248	42	33	113	16	28	6	0	9	19	61	.540	23	1	35	0	.374	2	1	0	0	274	13	0	1.000







# BRODY MOSS



**POSITION**  
Infielder

**CLASS**  
Sophomore

**BATS / THROWS**  
L/R

**HEIGHT - WEIGHT**  
5-11 - 183

**EXPERIENCE**  
1L

**HOMETOWN**  
Helena, Ala.

**HIGH SCHOOL**  
Helena

**2022 - FRESHMAN YEAR**

Went 1-for-3 with an RBI in six games played as a pinch hitter, pinch runner and defensive replacement ... made his Auburn debut and drove in a run with a sacrifice fly against Rhode Island (Mar. 5) ... collected his first career hit against Kennesaw State (Apr. 20) ... made his SEC debut as a pinch runner at Kentucky (May 20).

**HIGH SCHOOL**

Played for Helena High School ... also competed for the Excel Blue Wave ... rated by Perfect Game as the No. 14 player and No. 3 second baseman in Alabama ... tabbed 2021 ASWA Class 6A First Team All-State ... three-time Helena High Offensive MVP ... competed at the 2020 Under Armour Baseball Factory National

**CAREER HIGHS**

At Bats: ..... 1, three times  
Runs: ..... None  
Hits: ..... 1, vs. Kennesaw State (4/20/22)  
RBI: ..... 1, vs. Rhode Island (3/5/22)  
Doubles: ..... None  
Triples: ..... None  
HR: ..... None  
Hit Streak: ..... 1 (2022)  
Reach Base: ..... 1 (2022)

**MULTI-HIT GAMES**

Year	2	3	4	5+	Total
2022	-	-	-	-	-

**MULTI-RBI GAMES**

Year	2	3	4	5+	Total
2022	-	-	-	-	-



South Showcase ... 2019 Perfect Game Honorable Mention Preseason Underclassmen All-America ... earned 2019 All-Birmingham First Team honors after hitting .330 with five doubles, four triples, 22 RBI and nine stolen bases as a sophomore.

**PERSONAL**

Son of Craig and Jennifer Moss ... has two siblings, Braylon and Demi ... born December 3, 2001.

**ALL GAMES**

Year	Avg	GP	GS	AB	R	H	2B	3B	HR	RBI	TB	SLG%	BB	HBP	SO	GDP	OB%	SF	SH	SB	ATT	PO	A	E	FLD%
2022	.333	6	0	3	0	1	0	0	0	1	1	.333	0	0	1	0	.250	1	0	0	0	0	1	0	1.000

**SEC GAMES ONLY**

Year	Avg	GP	GS	AB	R	H	2B	3B	HR	RBI	TB	SLG%	BB	HBP	SO	GDP	OB%	SF	SH	SB	ATT	PO	A	E	FLD%
2022	.000	1	0	0	0	0	0	0	0	0	0	.000	0	0	0	0	.000	0	0	0	0	0	0	0	.000



# BOBBY PEIRCE



**POSITION**  
Outfielder

**CLASS**  
Redshirt Senior

**BATS / THROWS**  
R/R

**HEIGHT - WEIGHT**  
6-0 - 183

**EXPERIENCE**  
TR-2L

**HOMETOWN**  
Scottsdale, Ariz.

**PREVIOUS SCHOOL**  
South Mountain

## 2023 - REDSHIRT SENIOR YEAR

Enters the season as the No. 62 outfielder in the country by D1 Baseball.

## 2022 - REDSHIRT JUNIOR YEAR

Turned in a .284/.350/.562 slash line in 48 games and 38 starts ... ranked second on the team in homers (10) and slugging ... scored 33 runs while adding seven doubles, a team-high four triples and 31 RBI ... was successful in 5-of-6 stolen bases ... hit .298 with six homers and 15 RBI in 24 SEC games, including 21 starts ... coming off double knee surgery, came off the bench in his first 10 appearances on the season ... made his season debut in the home opener against Troy (Feb. 23) ... collected his first hit and RBI against UAB (Mar. 2) ... tripled and scored the game-winning run in the eighth inning of a comeback win against South Alabama (Mar. 22) ... turned in his first multi-hit effort of the season in the contest ... made his first start and went 2-for-4 in the middle game at LSU (Apr. 1) ... started 38 of the final 39 games of the season ... went 3-for-3 with a walk in the series finale against Vanderbilt (Apr. 10) ... hit his first homer of the season against Samford (Apr. 12) ... went 3-for-4 and scored the game-winning run in the eighth inning of the series finale at Mississippi State (Apr. 16) ... drove in a season-high three runs against Kennesaw State (Apr. 20) ... hit a go-ahead solo homer in the seventh inning of the series opener against South Carolina (Apr. 22) ... hit the game-winning, three-

run homer to cap off a four-run ninth inning in the comeback win at Tennessee (Apr. 30) ... homered for the second straight day in the finale against the Volunteers (May 1) ... homered and hit the go-ahead RBI single in the seventh inning of the series-clinching win against Alabama (May 14) ... went 3-for-5 and finished a homer shy of the cycle in the middle game at Kentucky (May 21) ... homered in the finale and went 5-for-13 in the series against the Wildcats ... went 2-for-4 in the SEC Tournament (May 25) ... hit a two-run homer in the 11-run first inning of the regional opener against Southeastern (June 3) ... scored a season-high three runs in the regional win against Florida State (June 4) ... doubled and drove in a pair of runs in the College World Series win against Stanford (June 20) ... hit his 10th home run of the season the following day against Arkansas (June 21) ... tied for team lead with three hits and led the way with four RBI in the CWS ... turned in a .987 fielding percentage in right field, committing just one error in 77 chances.

## 2021 - REDSHIRT SOPHOMORE YEAR

Appeared in eight games and made two starts in his first season with the Tigers ... turned in a .200 average (3-for-15) that included a double and four RBI ... delivered a walk-off single in the bottom of the 10th against Presbyterian (Feb. 21) to give Auburn the win and the sweep ... had a double, scored three runs, and drove in two in the record-setting 33-0 win over Alabama A&M (Feb. 24) ... came in as a pinch hitter and got a hit that drove in a run at Ole Miss (Mar. 21) ... named to the 2020-21 First-Year SEC Academic Honor Roll.

### CAREER HIGHS

At Bats: ..... 5, 19 times  
Runs: ..... 3, vs. Florida State (6/4/22)  
Hits: ..... 3, eight times  
RBI: ..... 4, vs. Paradise Valley (2/26/19)  
Doubles: ..... 1, 17 times  
Triples: ..... 1, eight times  
HR: ..... 1, 18 times  
Hit Streak: ..... 11 (2022)  
Reach Base: ..... 18 (2022, current)

### MULTI-HIT GAMES

Year	2	3	4	5+	Total
2019*	13	5	-	-	18
2020*	1	-	-	-	1
2021	-	-	-	-	-
2022	7	3	-	-	10
<b>Totals</b>	<b>21</b>	<b>8</b>	<b>--</b>	<b>--</b>	<b>29</b>

### MULTI-RBI GAMES

Year	2	3	4	5+	Total
2019*	2	7	1	-	10
2020*	-	-	-	-	-
2021	1	-	-	-	1
2022	5	2	-	-	7
<b>Totals</b>	<b>8</b>	<b>9</b>	<b>1</b>	<b>--</b>	<b>18</b>







**JUNIOR COLLEGE**

Played two seasons at South Mountain ... went 3-for-11 with a double and two RBI prior to getting injured his sophomore season ... played in 56 games as a freshman and turned in a .315 average with eight doubles, four triples, eight home runs and 44 RBI, leading the team in home runs and RBI ... also drew 27 walks, stole seven bases and scored 34 runs en route to being named Second Team All-Conference ... rated by Perfect Game as the No. 38 junior college prospect in the country.

**HIGH SCHOOL**

Product of Arcadia High School and the Canyon Thunder ... turned in a .388 average in his final two seasons at Arcadia ... totaled 12 doubles, six triples, four home runs and 38 RBI in 42 games as a junior and senior ... was also a four-year letterwinner on the Arcadia golf team ... was the low freshman at state for all D1 and D2 teams and helped lead the team to a state championship while finishing in the top five individually as a senior.

**PERSONAL**

Son of Bob and Wendy Peirce ... has one sister, Kelly ... enrolled in the College of Business ... born May 2, 2000.



**ALL GAMES**

Year	Avg	GP	GS	AB	R	H	2B	3B	HR	RBI	TB	SLG%	BB	HBP	SO	GDP	OB%	SF	SH	SB	ATT	PO	A	E	FLD%
2019*	.315	56	-	203	34	64	8	4	8	27	104	.512	27	5	44	-	.407	1	0	7	9	100	3	2	.981
2020*	.273	3	-	11	3	3	1	0	0	2	4	.364	1	2	4	-	.429	0	0	0	0	2	0	0	1.000
2021	.200	8	2	15	3	3	1	0	0	4	4	.267	1	1	5	1	.294	0	0	0	0	1	0	0	1.000
2022	.284	48	38	162	33	46	7	4	10	31	91	.562	13	4	46	4	.350	1	0	5	6	71	5	1	.987
<b>TOTAL</b>	<b>.297</b>	<b>115</b>	<b>40</b>	<b>391</b>	<b>73</b>	<b>116</b>	<b>17</b>	<b>8</b>	<b>18</b>	<b>64</b>	<b>203</b>	<b>.519</b>	<b>42</b>	<b>12</b>	<b>99</b>	<b>5</b>	<b>.380</b>	<b>2</b>	<b>0</b>	<b>12</b>	<b>15</b>	<b>174</b>	<b>8</b>	<b>3</b>	<b>.981</b>

**SEC GAMES ONLY**

Year	Avg	GP	GS	AB	R	H	2B	3B	HR	RBI	TB	SLG%	BB	HBP	SO	GDP	OB%	SF	SH	SB	ATT	PO	A	E	FLD%
2021	.333	2	1	3	0	1	0	0	0	1	1	.333	0	0	0	0	.333	0	0	0	0	0	0	0	.000
2022	.298	24	21	84	15	25	2	2	6	15	49	.583	5	1	20	3	.344	0	0	2	2	41	2	1	.977
<b>TOTAL</b>	<b>.299</b>	<b>26</b>	<b>22</b>	<b>87</b>	<b>15</b>	<b>26</b>	<b>2</b>	<b>2</b>	<b>6</b>	<b>16</b>	<b>50</b>	<b>.575</b>	<b>5</b>	<b>1</b>	<b>20</b>	<b>3</b>	<b>.344</b>	<b>0</b>	<b>0</b>	<b>2</b>	<b>2</b>	<b>41</b>	<b>2</b>	<b>1</b>	<b>.977</b>



# TOMMY SHEEHAN



**POSITION**  
Left-handed pitcher

**CLASS**  
Sixth Year

**BATS / THROWS**  
L/L

**HEIGHT - WEIGHT**  
6-0 - 210

**EXPERIENCE**  
TR-1L

**HOMETOWN**  
Brielle, N.J.

**PREVIOUS SCHOOL**  
Notre Dame

## 2022 - FIFTH YEAR

Went 2-0 with a 4.28 ERA in 16 appearances, including three starts ... recorded one save ... struck out 29 batters in 33.2 innings ... coming back from Tommy John Surgery, started the season opener and tossed a scoreless inning against Oklahoma in Arlington (Feb. 18) ... also made the start in the team's home opener against Troy (Feb. 23) ... struck out a season-high five batters and earned the save in 3.0 scoreless innings of relief against Rhode Island (Mar 6) ... earned his first Auburn win in 3.2 innings against Middle Tennessee (Mar. 13) ... made his SEC debut against Ole Miss (Mar. 19) and made his lone SEC start at Texas A&M (Mar. 27) ... struck out three batters in 2.0 perfect innings against Kennesaw State (Apr. 20) ... pitched 2.1 scoreless innings at Tennessee (Apr. 29), starting a streak of allowing just one earned run in his final seven appearances and 15.0 innings ... pitched a season-high 4.0 innings and struck out four in the series-clinching win against Alabama (May 14) ... earned the win in 3.1 scoreless innings in game one of the Corvallis Super Regional (June 11) ... struck out three batters in 1.2 scoreless innings in the team's College World Series win against Stanford (June 20).

## 2021 - SENIOR YEAR AT NOTRE DAME

Made a pair of starts and struck out 10 batters in 8.0 innings before being injured ... struck out seven batters in 4.0 innings vs. Wake Forest (Feb. 27).

## 2020 - JUNIOR YEAR AT NOTRE DAME

Made four starts during the abbreviated season ... finished the year with a 2.70 ERA through a team-best 23.1 innings pitched, 3-0 record with 22 strikeouts, just five walks and a .202 opponent batting average ... allowed just one hit through seven innings and set a career high with nine strikeouts in the season-opening 4-2 win over UAB ... earned ACC Pitcher of the Week honors after his performance against the Blazers ... tallied his second quality start of the season after six innings of work and allowed just one run in the 12-1 win over Incarnate Word at the Alamo Irish Classic ... recorded his third win of the season after 6.1 innings of work in the 13-5 win over Presbyterian.

## 2019 - SOPHOMORE YEAR AT NOTRE DAME

Was one of the most consistent starters for the Irish in his sophomore campaign ... led the team in wins (5), innings pitched (92.1), complete games (2), and tied for the team lead with 15 starts ... was the first Irish pitcher to record two complete games since Michael Hearne in the 2016 season ... tied for the ACC lead with two complete games on the year ... his 92.1 innings were the most in a season since 2013 when Adam Norton tallied 116.1 ... first complete game came on the road in the series-opening win over No. 12 Clemson (Mar. 15) ... followed that up with a complete game in the home win over Virginia (Apr. 5) ... tallied a career high eight strikeouts over eight innings in the win over Eastern Michigan at the Irish Alamo Classic (Feb. 21) ... had nine starts that lasted six or more innings and six starts that lasted seven innings or longer.

## 2018 - FRESHMAN YEAR AT NOTRE DAME

Started 14 games on the season, tied for the most by any Irish pitcher ... threw the team's first quality start of 2018 and worked the (then) longest outing of any starter, going 6.0 IP and allowing two runs against Clemson ... made his collegiate debut and earned the win against No. 9 LSU, working 5.0 innings and allowing four runs on six hits with three walks and two strikeouts ... was the first Irish freshman to start and earn the win since Brandon Bielak picked up the win against Florida State in a 4-1 victory at Frank Eck Stadium in 2015 ... with catcher David LaManna, became the first freshmen pitcher and catcher duo to make the start since Patrick Veerkamp and Joe Hudson made the start against UIC on March 24, 2010.

### SHEEHAN AT A GLANCE

#### CAREER RECORD

at Plainsman Park.....	1-0
On Road/Neutral.....	1-0
vs. SEC.....	0-0
vs. SEC West.....	0-0
vs. SEC East.....	0-0

#### CAREER HIGHS

Innings.....	9.0, two times
Hits.....	13, vs. North Carolina (4/13/19)
Runs.....	11, vs. North Carolina (4/13/19)
Earned Runs.....	8, vs. North Carolina (4/13/19)
Walks.....	6, vs. Purdue (2/24/18)
Strikeouts.....	9, at UAB (2/14/20)
Pitches.....	112, vs. North Carolina (4/13/19)







**HIGH SCHOOL**

Earned four varsity letters in baseball and two in basketball from Manasquan ... as a junior was named First Team All-Shore after going 5-1 with an 0.78 ERA, 0.62 WHIP and 63 strikeouts over 45.0 IP ... named to the All-Tournament Team in the WWBA Freshman World Championship in 2013 as a member of Tri-State Arsenal ... ranked the No. 13 overall prospect in New Jersey by Perfect Game.

**PERSONAL**

Son of Anne and Jack Sheehan ... father, Jack, played basketball at Massachusetts ... has one sibling, Jack, who also played baseball at Notre Dame ... graduated from Notre Dame in 2021 ... enrolled in a graduate program in the College of Business.

**TOMMY SHEEHAN'S CAREER APPEARANCES**

*\*-Starter*  
**2022 - FIFTH YEAR**

Date	Opp (Res.)	DEC	QS	IP	H	R	ER	BB	SO	HR	ERA	NP
2/18	*vs. Oklahoma (L, 0-3)	-	-	1.0	1	0	0	1	1	0	0.00	33
2/23	*TROY (W, 13-1)	-	-	3.0	1	1	1	3	1	0	2.25	43
3/6	RHODE ISLAND (W, 14-1)	S	-	3.0	0	0	0	1	5	0	1.29	47
3/13	MIDDLE TENNESSEE (W, 10-7)	W	-	3.2	4	2	2	2	1	1	2.53	52
3/19	OLE MISS (L, 2-15)	-	-	2.2	5	3	3	0	3	0	4.05	40
3/27	*at Texas A&M (W, 13-9)	-	-	1.0	3	5	5	4	0	0	6.91	38
4/9	VANDERBILT (L, 4-19)	-	-	1.1	2	2	2	2	1	0	7.47	28
4/20	KENNESAW STATE (W, 14-1)	-	-	2.0	0	0	0	0	3	0	6.62	22
4/23	SOUTH CAROLINA (W, 8-6)	-	-	1.0	2	3	2	1	2	0	7.23	24
4/29	at Tennessee (L, 4-17)	-	-	2.1	0	0	0	2	0	0	6.43	35
5/6	ARKANSAS (L, 8-11)	-	-	1.0	1	0	0	0	0	0	6.14	19
5/8	ARKANSAS (L, 4-7)	-	-	0.2	0	1	0	2	1	0	5.96	21
5/14	ALABAMA (W, 6-4)	-	-	4.0	1	0	0	1	4	0	5.06	65
5/20	at Kentucky (L, 1-5)	-	-	2.0	1	1	1	1	1	0	5.02	38
6/11	at Oregon State (W, 7-5)	W	-	3.1	2	0	0	1	3	0	4.50	54
6/20	vs. Stanford (W, 6-2)	-	-	1.2	2	0	0	1	3	0	4.28	33



**ALL GAMES**

Year	ERA	W	L	App	GS	CG	SHO	CBO	SV	IP	H	R	ER	BB	SO	2B	3B	HR	BF	B/Avg	WP	HBP	BK	SFA	SHA
2018*	5.74	2	4	14	14	0	0	0	0	62.2	62	43	40	41	27	11	0	7	288	.271	9	12	1	2	4
2019*	4.58	5	6	15	15	2	0	0	0	92.1	100	62	47	23	62	19	4	13	404	.271	7	8	1	0	4
2020*	2.70	3	0	4	4	0	0	0	0	23.1	18	7	7	5	22	6	1	0	96	.202	1	2	0	0	0
2021*	6.75	0	1	2	2	0	0	0	0	8.0	10	6	6	5	10	0	0	1	40	.303	2	2	0	0	0
2022	4.28	2	0	16	3	0	0	0	1	33.2	25	18	16	22	29	6	0	1	147	.207	3	2	0	2	0
<b>TOTAL</b>	<b>4.75</b>	<b>12</b>	<b>11</b>	<b>51</b>	<b>38</b>	<b>2</b>	<b>0</b>	<b>0</b>	<b>1</b>	<b>220.0</b>	<b>215</b>	<b>136</b>	<b>116</b>	<b>96</b>	<b>150</b>	<b>42</b>	<b>5</b>	<b>22</b>	<b>975</b>	<b>.256</b>	<b>22</b>	<b>26</b>	<b>2</b>	<b>4</b>	<b>8</b>

**SEC GAMES ONLY**

Year	ERA	W	L	App	GS	CG	SHO	CBO	SV	IP	H	R	ER	BB	SO	2B	3B	HR	BF	B/Avg	WP	HBP	BK	SFA	SHA
2022	7.31	0	0	9*	1	0	0	0	0	16.0	15	15	13	13	12	4	0	0	75	.254	1	1	0	2	0



# TOMMY VAIL



**POSITION**  
Left-handed pitcher

**CLASS**  
Sixth Year

**BATS / THROWS**  
R/L

**HEIGHT - WEIGHT**  
5-11 - 190

**EXPERIENCE**  
TR-4Y

**HOMETOWN**  
Seattle, Wash.

**PREVIOUS SCHOOL**  
TCU/Notre Dame

### 2022 - FIFTH YEAR AT TCU

Bouncing back from Tommy John surgery, went 1-0 with a 3.65 ERA in 13 relief appearances ... struck out 15 batters in 12.1 innings ... held opponents to a .205 average against ... allowed just one run on five hits in his last 11 appearances and innings.

### 2018-21 - AT NOTRE DAME

Spent four seasons at Notre Dame ... played in 59 games with three starts during his career with the Fighting Irish ... compiled a 9-4 record and posted a 3.24 ERA in 89 innings pitched ... racked up 115 strikeouts and limited opponents to a .168 batting average against ... missed the 2021 season recovering from Tommy John surgery ... named to the 2020 NCBWA Stopper of the Year Watch List ... made seven appearances and had a 2.08 ERA in a shortened 2020 campaign ... had six saves and made 25 appearances, posting a 3.27 ERA in 2019 ... was named the ACC Pitcher of the Week on Apr. 22, 2019 ... fanned a career-high 61 batters in 44 innings of work ... made a career-high 27 appearances as a freshman and posted a 3.90 ERA.

### HIGH SCHOOL

Attended Bishop Blanchet (WA) ... was a three-time varsity letterwinner in baseball and golf ... named second team All-Metro Outfielder and Pitcher in 2016-17 ... earned Rawlings Perfect Game Honorable Mention All-American and All-West Region first team in 2017 as a member of the Seattle Select Showcase ... rated as the top left-handed pitcher and No. 2 overall prospect in the state of Washington by Perfect Game.

### PERSONAL

Son of Tom and Lendy Vail ... has two siblings, Michael and Eleanor ... born in Seattle, Washington, on May 18, 1999.

VAIL AT A GLANCE	
<b>CAREER HIGHS</b>	
Innings.....	5.1, vs. Toldeo (2/22/20)
Hits.....	5, vs. Boston College (4/29/18)
Runs.....	4, two times
Earned Runs.....	3, three times
Walks.....	5, vs. Duke (5/21/19)
Strikeouts.....	9, vs. Toldeo (2/22/20)
Pitches.....	92, vs. Boston College (4/29/18)



### ALL GAMES

Year	ERA	W	L	App	GS	CG	SHO	CBO	SV	IP	H	R	ER	BB	SO	2B	3B	HR	BF	B/Avg	WP	HBP	BK	SFA	SHA
2018*	3.90	3	2	27	1	0	0	0	0	27.2	24	16	12	24	30	3	0	4	137	.231	3	5	1	0	4
2019*	3.27	3	2	25	2	0	0	2	6	44.0	24	19	16	26	61	5	0	4	183	.157	7	2	0	1	1
2020*	2.08	3	0	7	0	0	0	0	0	17.1	5	6	4	3	24	1	0	2	63	.086	3	0	0	0	2
2021*																									
2022	3.65	1	0	13	0	0	0	0	0	12.1	9	5	5	6	15	3	0	1	53	.205	0	0	0	0	1
<b>TOTAL</b>	<b>3.29</b>	<b>9</b>	<b>4</b>	<b>72</b>	<b>3</b>	<b>0</b>	<b>0</b>	<b>2</b>	<b>6</b>	<b>101.1</b>	<b>62</b>	<b>46</b>	<b>37</b>	<b>59</b>	<b>130</b>	<b>12</b>	<b>0</b>	<b>11</b>	<b>436</b>	<b>.171</b>	<b>12</b>	<b>7</b>	<b>1</b>	<b>1</b>	<b>8</b>







# BRYSON WARE



**POSITION**  
Infielder

**CLASS**  
Senior

**BATS / THROWS**  
R/R

**HEIGHT - WEIGHT**  
6-2 - 211

**EXPERIENCE**  
TR-2L

**HOMETOWN**  
Madison, Miss.

**PREVIOUS SCHOOL**  
Pearl River

**2022 – JUNIOR YEAR**

Turned in a .234/.336/.394 slash line in 49 games and 23 starts ... hit eight doubles, two triples and one homer while driving in 21 runs ... scored 23 runs and stole 4-of-4 bases ... turned in a perfect fielding percentage and threw out three runners from the outfield ... went 2-for-4 with a grand slam and career-high six RBI in the home opener against Troy (Feb. 23) ... matched a career best with three hits, including two doubles and a triple, and again drove in six runs against UAB (Mar. 2) ... became the first Auburn player to drive in six or more runs in two games in a season since 2011 ... collected three hits for the second straight game in the series opener against Rhode Island (Mar. 4) ... turned in multiple hits three times in a span of four games from Mar. 6-13 ... doubled in back-to-back games to start the SEC season against Ole Miss (Mar. 17-18) ... drove in a pair of runs in the middle game against the Rebels ... threw out the potential game-tying run to end the game in the series finale at Mississippi State (Mar. 16) ... it marked the first time Auburn won a game by recording the final out at the plate since 2017 ... went 1-for-1 with a RBI and run against Kennesaw State (Apr. 20) ... pinch ran and scored the game-tying run in the ninth inning of the team's comeback win at Tennessee (Apr. 30) ... hit a two-RBI triple in the regional matchup against Florida State (June 4) ... recorded the second out of the ninth inning in the team's super regional championship against Oregon State (June 13) ... collected a hit and scored a run in the College World Series win against Stanford (June 20) ... named to the 2022 SEC Spring Academic Honor Roll.

**CAREER HIGHS**

At Bats: ..... 5, seven times  
 Runs: ..... 6, vs. Alabama A&M (2/24/21)  
 Hits: ..... 3, six times  
 RBI: ..... 6, two times  
 Doubles: ..... 2, vs. UAB (3/2/22)  
 Triples: ..... 1, six times  
 HR: ..... 1, 12 times  
 Hit Streak: ..... 7 (2021)  
 Reach Base: ..... 11 (2020)

**MULTI-HIT GAMES**

Year	2	3	4	5+	Total
2020*	2	2	-	-	4
2021	7	2	-	-	9
2022	4	2	-	-	6
<b>Totals</b>	<b>13</b>	<b>6</b>	<b>--</b>	<b>--</b>	<b>19</b>

**MULTI-RBI GAMES**

Year	2	3	4	5+	Total
2020*	1	4	-	-	5
2021	4	-	2	-	6
2022	3	-	-	2	5
<b>Totals</b>	<b>8</b>	<b>4</b>	<b>2</b>	<b>2</b>	<b>16</b>





**2021 – SOPHOMORE YEAR**

Played in 43 games and made 37 starts three different positions - RF (25), DH (10) and 1B (2) - in his first season at Auburn ... recorded a .254 average (35-for-138) that included six doubles and six home runs ... was 4th on the team in stolen bases (4-for-5) ... started the season 5-for-8 in the first two games vs. Presbyterian (Feb. 19-20), scoring three runs and adding five RBI ... went 3-for-4 with four RBI in the season opener, marking the most hits by an Auburn newcomer in his debut since 2010 and the most RBI in a debut since 2007 ... scored a program record six runs in a record-setting win against Alabama A&M (Feb. 24) ... added three hits, including a home run, and four RBI in the game ... collected nine hits, including two doubles, a triple and two home runs, and drove in 11 in his first five games ... went 2-for-2 with a double, RBI and run scored in the road win at UAB (Mar. 9) ... homered, scored three runs and drove in three more in the ranked road win at Georgia Tech (Apr. 13) ... homered four times and drove in seven runs in a span of six games from Apr. 9-16 ... capped off the Alabama series by going 2-for-4 with a RBI and run scored (Apr. 17) ... went 2-for-4 with a RBI in the series-clinching win at Georgia (May 1) ... turned in a perfect fielding percentage and recorded 59 putouts ... named to the 2020-21 First-Year SEC Academic Honor Roll.

**JUNIOR COLLEGE**

Played in 16 games and hit .321 with five home runs and 17 RBI during his COVID-shortened freshman season ... also scored 14 runs and stole four bases ... listed as the No. 9 JUCO draft prospect by Perfect Game and Baseball America.

**HIGH SCHOOL**

Product of Germantown High School and the Mississippi Rays ... hit .477 with nine doubles, four triples, eight home runs and 26 RBI as a senior at Germantown ... drew 25 walks and struck out just seven times ... set the Germantown single-season records for runs (45), home runs, batting average and OPS (1.541) ... also holds the Germantown career record for home runs ... named First Team All-State by the Mississippi Coaches Association and the Clarion Ledger ... also named a MHSAA 5A All-Star.

**PERSONAL**

Son of Nelson and Teresa Ware ... has two siblings, Conner Ware and Jessica Hollingsworth .. enrolled in the College of Education ... born Dec. 28, 2000.

**ALL GAMES**

Year	Avg	GP	GS	AB	R	H	2B	3B	HR	RBI	TB	SLG%	BB	HBP	SO	GDP	OB%	SF	SH	SB	ATT	PO	A	E	FLD%
2020*	.321	16	-	53	14	17	3	3	5	17	41	.774	9	2	17	0	.431	1	0	1	2	12	30	3	.933
2021	.254	43	37	138	36	35	6	1	6	26	61	.442	17	3	56	2	.344	2	0	4	5	59	1	0	1.000
2022	.234	49	23	94	23	22	8	2	1	21	37	.394	13	2	37	1	.336	1	0	4	4	48	3	0	1.000
<b>TOTAL</b>	<b>.260</b>	<b>108</b>	<b>60</b>	<b>285</b>	<b>73</b>	<b>74</b>	<b>17</b>	<b>6</b>	<b>12</b>	<b>64</b>	<b>139</b>	<b>.523</b>	<b>39</b>	<b>7</b>	<b>110</b>	<b>2</b>	<b>.358</b>	<b>4</b>	<b>0</b>	<b>9</b>	<b>11</b>	<b>119</b>	<b>34</b>	<b>3</b>	<b>.980</b>

**SEC GAMES ONLY**

Year	Avg	GP	GS	AB	R	H	2B	3B	HR	RBI	TB	SLG%	BB	HBP	SO	GDP	OB%	SF	SH	SB	ATT	PO	A	E	FLD%
2021	.212	23	17	66	12	14	2	0	3	7	25	.379	6	1	30	1	.284	1	0	1	1	24	0	0	1.000
2022	.074	20	6	27	3	2	2	0	0	2	4	.148	3	0	17	1	.167	0	0	0	0	16	2	0	1.000
<b>TOTAL</b>	<b>.172</b>	<b>43</b>	<b>23</b>	<b>93</b>	<b>15</b>	<b>16</b>	<b>4</b>	<b>0</b>	<b>3</b>	<b>9</b>	<b>29</b>	<b>.312</b>	<b>9</b>	<b>1</b>	<b>47</b>	<b>2</b>	<b>.250</b>	<b>1</b>	<b>0</b>	<b>1</b>	<b>1</b>	<b>40</b>	<b>2</b>	<b>0</b>	<b>1.000</b>







# BRODY WORTHAM

# 10

**POSITION**  
Infielder

**CLASS**  
Graduate

**BATS / THROWS**  
R/R

**HEIGHT - WEIGHT**  
6-1 - 187

**EXPERIENCE**  
TR-4Y

**HOMETOWN**  
Wedowee, Ala.

**PREVIOUS SCHOOL**  
West Georgia

**2022 - SENIOR YEAR AT WEST GEORGIA**

Appeared in and started all 44 games for the Wolves, primarily at first base ... Preseason All-Gulf South Conference selection ... named All-Gulf South Conference Second Team ... named Gulf South Conference Player of the Week on February 8 ... led the team in average at .372, hits with 68, tied for the lead in home runs with nine, total bases with 108, and slugging percentage at .590 ... finished 11th in the GSC in average, and sixth in hits ... tied the school record for consecutive games with a base hit at 36 games ... had 22 multi-hit games ... went hitless in just six games on the season ... went 4-for-6 with a double, triple and five RBI against West Alabama (March 26).

**2021 - JUNIOR YEAR AT WEST GEORGIA**

Led the team and the Gulf South Conference with a .411 batting average in 2021 ... had 67 hits, including 13 doubles, one triple, and four home runs, driving in 26 runs ... named an Honorable Mention All-American ... named First Team All-Region and First Team All-Gulf South Conference ... started and played in 41 games on the year and was tied for the league lead at the end of the regular season in hits ... also stole 10 bases ... opened the season with an 18-game hitting streak and a 26-game reached-base streak ... went 5-for-5 with a walk against Mississippi College (April 2), scoring a run and belting two doubles ... failed to get a hit in just five of the Wolves' 41 games in 2021 and added a 13-game hitting streak to close out the season ... failed to get on base in a miniscule two games on the year.

**2020 - SOPHOMORE YEAR AT WEST GEORGIA**

Started in all 20 games played on the shortened season ... ended the year with a .324 batting average with 23 hits in 71 at-bats ... had 16 runs with seven doubles, one homer and 10 RBI ... a 4-for-11 weekend with three runs and two doubles helped push the Wolves to a series sweep against Shorter on February 29.

**2019 - FRESHMAN YEAR AT WEST GEORGIA**

Earned 20 starts with 30 games played as a freshman ... ended the season with a .317 batting average with 26 hits in 82 at-bats ... totaled five doubles, one homer and 14 RBI ... went 6-for-10 with five runs scored and two RBI in a series against Lee on March 29 ... earned GSC Freshman of the Week honors for his performance in the Lee series.

**HIGH SCHOOL**

Prepped at Randolph County High School (AL) ... was a three-sport star for RCHS ... played varsity baseball from eighth grade until his senior year ... hit .403, including .514 as a junior with only one strikeout and .444 as a senior ... had 15 doubles, a triple, and a home run with 41 RBI and 41 runs scored in his senior campaign ... was 15-5 with a 2.62 ERA for his high school career and also added four saves ... struck out 82 batters in 53 innings as a junior and had 135 total strikeouts in his high school career ... led Randolph County to the 2017 state high school football championship game as a quarterback.

**PERSONAL**

Son of Robyn Wortham-Thompson and Jonathan Thompson ... has one brother, Braxton, and two sisters, Brantlee and Bryer ... born in Wedowee, Alabama, on Nov. 20, 1999.

**CAREER HIGHS**

At Bats: .....6, four times  
 Runs: .....3, six times  
 Hits: .....5, at Mississippi College (4/2/21)  
 RBI: .....5, vs. West Alabama (3/26/22)  
 Doubles: .....2, three times  
 Triples: .....1, three times  
 HR: .....2, vs. North Georgia (3/30/22)  
 Hit Streak: .....23 (2022)  
 Reach Base: .....27 (2021)

**MULTI-HIT GAMES**

Year	2	3	4	5+	Total
2019*	5	1	1	-	7
2020*	3	1	1	-	5
2021*	19	4	-	1	24
2022*	16	4	2	-	22
<b>Totals</b>	<b>43</b>	<b>10</b>	<b>4</b>	<b>1</b>	<b>58</b>

**MULTI-RBI GAMES**

Year	2	3	4	5+	Total
2019*	4	-	-	-	4
2020*	2	-	-	-	2
2021	4	1	-	-	5
2022	5	-	1	1	7
<b>Totals</b>	<b>15</b>	<b>1</b>	<b>1</b>	<b>1</b>	<b>18</b>

**ALL GAMES**

Year	Avg	GP	GS	AB	R	H	2B	3B	HR	RBI	TB	SLG%	BB	HBP	SO	GDP	OB%	SF	SH	SB	ATT	PO	A	E	FLD%
2019*	.317	30	20	82	19	26	5	0	1	14	34	.415	10	2	15	3	.400	1	6	2	3	22	41	10	.863
2020*	.324	20	20	71	16	23	7	0	1	10	33	.465	4	2	14	0	.377	0	0	4	4	36	37	4	.948
2021*	.411	41	41	163	37	67	13	1	4	26	94	.577	21	6	22	2	.487	3	2	10	12	58	111	16	.914
2022*	.372	45	44	183	47	68	9	2	9	32	108	.590	14	9	21	3	.440	1	1	9	10	280	18	7	.977
<b>TOTAL</b>	<b>.369</b>	<b>136</b>	<b>125</b>	<b>499</b>	<b>119</b>	<b>184</b>	<b>34</b>	<b>3</b>	<b>15</b>	<b>82</b>	<b>269</b>	<b>.539</b>	<b>49</b>	<b>19</b>	<b>72</b>	<b>8</b>	<b>.441</b>	<b>5</b>	<b>9</b>	<b>25</b>	<b>29</b>	<b>396</b>	<b>207</b>	<b>37</b>	<b>.942</b>



# CARTER WRIGHT



**POSITION**  
Catcher

**CLASS**  
Junior

**BATS / THROWS**  
R/R

**HEIGHT - WEIGHT**  
6-0 - 195

**EXPERIENCE**  
TR-JC

**HOMETOWN**  
Blairsville, Ga.

**PREVIOUS SCHOOL**  
Iowa Western

## 2022 – SOPHOMORE YEAR AT IOWA WESTERN

Hit .371 with a .484 on-base percentage in 39 games ... drove in 43 runs, tied for the second most on the team, and scored 29 ... totaled nine doubles, a triple and a homer ... turned in a .987 fielding percentage behind the plate and threw out two-of-seven would-be base stealers ... collected multiple hits on 17 occasions ... drove in a career-high five runs at Southwestern (Apr. 6) ... named NJCAA Region XI First Team All-Region.

## 2021 – FRESHMAN YEAR AT IOWA WESTERN

Hit .353 with a .456 on-base percentage in 43 games ... collected eight doubles ... drove in 27 runs and scored 34 ... turned in a .995 fielding percentage behind the plate, committing just one error in 203 chances ... threw out nine-of-23 would-be base stealers ... went 2-for-3 in his college debut (Feb. 27) ... ultimately turned in multiple hits in 12 games.

### CAREER HIGHS

At Bats: ..... 5, seven times  
Runs: ..... 3, six times  
Hits: ..... 3, five times  
RBI: ..... 5, at Southwestern (4/6/22)  
Doubles: ..... 2, two times  
Triples: ..... 1, vs. Wabash Valley (5/20/22)  
HR: ..... 1, at Southwestern (4/6/22)  
Hit Streak: ..... 11 (2022)  
Reach Base: ..... 11 (2022)

### MULTI-HIT GAMES

Year	2	3	4	5+	Total
2021*	10	2	-	-	12
2022*	14	3	-	-	17
<b>Totals</b>	<b>24</b>	<b>5</b>	<b>--</b>	<b>--</b>	<b>29</b>

### MULTI-RBI GAMES


Year	2	3	4	5+	Total
2021*	1	3	-	-	4
2022*	6	2	2	1	11
<b>Totals</b>	<b>7</b>	<b>5</b>	<b>2</b>	<b>1</b>	<b>15</b>

## HIGH SCHOOL

Attended Union County High School (GA) ... rated by Perfect Game as the No. 3 catcher in Georgia ... hit .315 in parts of five seasons on the Perfect Game circuit ... named to the Top Prospect Team at the 2018 National Underclass Showcase.

## PERSONAL

Son of Terry and Beth Wright ... born in Gainesville, Georgia, on Aug. 15, 2002.



### ALL GAMES

Year	Avg	GP	GS	AB	R	H	2B	3B	HR	RBI	TB	SLG%	BB	HBP	SO	GDP	OB%	SF	SH	SB	ATT	PO	A	E	FLD%
2021*	.353	43	-	119	34	42	8	0	0	27	50	.420	20	5	14	2	.456	3	1	-	-	189	13	1	.995
2022*	.371	39	-	124	29	46	9	1	1	43	60	.484	25	5	14	3	.484	3	1	4	4	142	6	2	.987
<b>TOTAL</b>	<b>.362</b>	<b>82</b>	<b>--</b>	<b>243</b>	<b>63</b>	<b>88</b>	<b>17</b>	<b>1</b>	<b>1</b>	<b>70</b>	<b>110</b>	<b>.453</b>	<b>45</b>	<b>10</b>	<b>28</b>	<b>5</b>	<b>.470</b>	<b>6</b>	<b>2</b>	<b>4</b>	<b>4</b>	<b>331</b>	<b>19</b>	<b>3</b>	<b>.992</b>








**ELLIOTT** #28  
**BRAY** RHP  
 6-0 • 219 • Fr. • HS  
 Hartselle, Ala. (Hartselle)  
 R/R

**HIGH SCHOOL**

Attended Hartselle High School (AL) ... rated by Perfect Game as the No. 11 player and No. 3 right-handed pitcher in Alabama ... helped lead Hartselle to the 2022 6A State Championship, earning the win on the mound in game two of the championship series ... named 2022 ASWA 6A Player and Pitcher of the Year ... three-time First Team All-State selection ... earned 2022 MaxPreps Second Team All-America honors ... went 10-0 with a 0.96 ERA and 109 strikeouts to go along with only 19 walks in 80 innings as a senior ... struck out 128 batters in 78.0 innings as a junior ... went 11-2 with a 0.80 ERA and 179 strikeouts in 144.0 innings over six summers on the Perfect Game circuit ... also hit .335 in 176 at-bats during summer ball.

**PERSONAL**

Son of Scott and Renee Bray ... has one brother, Grayson, who played baseball at Montevallo University ... born in Atlanta, Georgia, on May 30, 2004.



**ZACH** #77  
**CROTCHFELT** LHP  
 6-3 • 210 • Fr. • HS  
 Jackson, N.J. (Jackson Memorial)  
 L/L

**2023 - FRESHMAN YEAR**

Enters the season as the No. 183 starting pitcher in the country by D1 Baseball ... also tabbed a top 100 freshman by Perfect Game.

**HIGH SCHOOL**

Attended Jackson Memorial High School (NJ) ... rated by Perfect Game as the No. 93 overall player in the class, including the No. 9 left-handed pitcher ... also rated the No. 3 player and top-ranked lefty in New Jersey ... turned in a 1.07 ERA and 130 strikeouts in 65.0 innings as a senior ... named 2022 MaxPreps First Team All-America ... also earned 2022 Mr. Shore Baseball and First Team All-State honors ... participated in the 2021 USA Baseball PDP League and 2021 Perfect Game National Showcase, where he was named to the Top Prospect Team ... also competed at the 2020 Perfect Game Underclass All-American Games ... entered the MLB Draft as the No. 160 overall prospect according to MLB.com and No. 255 overall prospect by Perfect Game.

**PERSONAL**

Son of Joseph and Angela Crotchfelt ... born in Neptune, New Jersey, on Oct. 3, 2003.



**TREVOR** #17  
**HORNE** RHP  
 6-3 • 203 • R-Fr. • RS  
 Phenix City, Ala. (Glenwood Academy)  
 L/R

**HIGH SCHOOL**

Played at Glenwood School in nearby Phenix City, Alabama ... also competed for Louisiana Knights Black ... ranked by Perfect Game as the No. 22 overall player and No. 10 right hander in Alabama ... earned 2021 AISA and OA News Hitter of the Year and First Team All-State ... posted a .388 average with 12 doubles, 12 homers and 59 RBI ... turned in a 7-2 record and 1.51 ERA in 55.2 innings on the mound ... struck out 94 batters and threw two no-hitters ... went 2-1 with a 1.06 ERA and 38 strikeouts in 19.2 innings as a junior ... named to four WWBA and Perfect Game All Tournament Teams ... 2021 Perfect Game Preseason All-Southeast Region Second Team.

**PERSONAL**

Son of Darren and Becky Horne ... has one brother, Tyler ... born May 9, 2003.



**IKE** #18  
**IRISH** C  
 6-2 • 202 • Fr. • HS  
 Hudsonville, Mich. (St. Mary's Prep)  
 L/R

**2023 - FRESHMAN YEAR**

Tabbed a top 100 freshman by Perfect Game.

**HIGH SCHOOL**

Attended St. Mary's Prep and helped lead the program to a 44-0 record and Collegiate Baseball, MaxPreps and Perfect Game National Championship ... named 2022 MaxPreps and Collegiate Baseball First Team All-American ... rated by Perfect Game as the No. 39 player in the class, including the No. 3 catcher ... rated as the No. 2 player and top-ranked catcher in Michigan ... was the 13th-highest rated player in the class to make it to campus ... hit .364 in parts of six years on the Perfect Game circuit ... competed in the 2021 Perfect Game All-American Classic and 2021 USA Baseball PDP League ... named to the 2020 Perfect Game Junior National Showcase and 2021 National Showcase Top Prospect Teams ... was the No. 121 overall prospect for the 2022 MLB Draft according to MLB.com ... also tabbed the No. 128 overall prospect by Perfect Game and No. 173 overall prospect by Baseball America.

**PERSONAL**

Son of Jeff and Kelly Irish ... has two sisters, Sydney and Addison ... his father played in the Blue Jays organization ... born in Grand Rapids, Michigan, on Nov. 26, 2003.

**CAMERON** #47  
**KESHOCK** RHP6-6 • 215 • Fr. • HS  
Spanish Fort, Ala. (Spanish Fort)  
R/R**HIGH SCHOOL**

Attended Spanish Fort High School (AL) ... rated by Perfect Game as the No. 16 player and No. 5 right-handed pitcher in the state ... went 1-0 with a 0.90 ERA and 34 strikeouts in 22.1 innings in parts of three summers on the Perfect Game circuit ... competed in the 2020 Perfect Game Underclass All-American Games and 2020 Perfect Game Junior National Showcase, where he was named to the Top Prospect Team ... also played basketball.

**PERSONAL**

Son of Christopher and Nicole Keshock ... has two siblings, Kayla and Corbin ... his sister, Kayla, plays volleyball at Samford ... born in Spanish Fort, Alabama, on Oct. 29, 2003.

**GAVIN** #11  
**MILLER** IF5-11 • 192 • Fr. • HS  
Oakdale, Pa. (West Allegheny)  
R/R**2023 - FRESHMAN YEAR**

Tabbed a top 100 freshman by Perfect Game.

**HIGH SCHOOL**

Attended West Allegheny High School (PA) ... rated by Perfect Game as the No. 249 overall player in the class, including the No. 6 player in Pennsylvania and No. 1 third baseman in the state ... participated in the 2019 Perfect Game Junior National Showcase and 2021 Perfect Game National Showcase ... hit .330 in parts of five seasons on the Perfect Game circuit ... named to the Beaver County Times All-Decade Team ... 2022 WPIAL Champion ... member of the National Honor Society.

**PERSONAL**

Son of Brant and Chrissy Miller ... has one brother, Brady ... born in Pittsburgh, Pennsylvania, on Aug. 31, 2003.

**HAYDEN** #22  
**MURPHY** RHP/IF6-3 • 220 • Fr. • HS  
Franklin, Tenn. (Brentwood)  
R/R**2023 - FRESHMAN YEAR**

Tabbed a top 100 freshman by Perfect Game.

**HIGH SCHOOL**

Attended Tiftarea Academy (GA) ... rated by Perfect Game as the No. 64 player in the 2022 class, including the No. 17 right-handed pitcher ... tabbed the No. 8 player in Georgia, including the No. 2 right-hander ... turned in a 1.62 ERA with 120 strikeouts in 60.1 innings as a senior ... also hit .541 with 10 homers and 37 RBI ... went 6-1 with a 1.00 ERA and 133 strikeouts in 103.2 innings over five summers on the Perfect Game circuit ... also hit .307 in 231 at-bats during that time frame ... competed in the 2021 Perfect Game All-American Classic, 2021 High School Baseball All-American Game and the 2021 USA Baseball PDP League ... rated by Baseball America as the No. 170 overall prospect for the 2022 MLB Draft and by MLB.com as the No. 201 overall prospect.

**PERSONAL**

Son of Kris and Melissa Murphy ... has two siblings, Hannah Grace and Kirsten ... born in Valdosta, Georgia, on Aug. 10, 2003.

**DREW** #12  
**NELSON** LHP/OF5-11 • 198 • Fr. • HS  
Troy, Ala. (Pike Liberal Arts)  
L/L**HIGH SCHOOL**

Attended Pike Liberal Arts School (AL) ... rated by Perfect Game as the No. 275 overall player in the class, including the No. 4 player and No. 2 left-handed pitcher in Alabama ... participated in the 2020 Perfect Game Junior National Showcase and 2021 Perfect Game National Showcase ... also participated in the 2021 USA Baseball PDP League ... turned in a 7-1 record with a 0.70 ERA in 114.0 innings with 141 strikeouts during parts of six years on the Perfect Game circuit ... also hit .331 during the span ... as a senior at Pike Liberal Arts School, hit .463 with six homers and 42 RBI while turning in a 1.00 ERA and striking out 106 in 49.0 innings on the mound ... turned in two no-hitters and six shutouts ... named the 2022 Alabama Baseball Gatorade Player of the Year and 2022 ASWA AISA Class AAA Player of the Year ... two-time AISA Pitcher of the Year and First Team All-State pitcher ... helped lead Pike Liberal Arts to four baseball state championships, two basketball state championships and one football state championship ... member of the National Honor Society and AISA All-State Student-Athlete Team.

**PERSONAL**

Son of David and Candace Nelson ... has two siblings, Kate and Carter ... born in Montgomery, Alabama, on Aug. 5, 2003.







**RYAN** #44  
**OLSON** RHP  
 6-1 • 206 • Fr. • HS  
 Auburn, Ala. (Auburn)  
 R/R

**HIGH SCHOOL**

Attended Auburn High School (AL) ... rated by Perfect Game as the No. 27 overall player in Alabama ... 2022 ASWA Second Team All-State ... recorded the final outs as Auburn won the 2021 7A State Championship ... four-year varsity pitcher ... went 6-0 with a 1.00 ERA and 67 strikeouts in 64.2 innings in two summers on the Perfect Game circuit.

**PERSONAL**

Son of Gregg and Jill Olson ... his dad is a former Auburn All-American and a member of the Baltimore Orioles Hall of Fame ... has three siblings, Brett, Brooke and Ashley ... his brother Brett played baseball at Auburn (2018-19) ... born in Newport Beach, California, on Apr. 13, 2003.



**CHRIS** #3  
**STANFIELD** OF  
 6-1 • 189 • Fr. • HS  
 Tallahassee, Fla. (Chiles)  
 R/R

**2023 - FRESHMAN YEAR**

Tabbed a top 100 freshman by Perfect Game.

**HIGH SCHOOL**

Attended Chiles High School (FL) ... rated by Perfect Game as the No. 84 player in the country, including the No. 20 outfielder in the class ... tabbed the No. 17 player and No. 5 outfielder in Florida ... participated in the 2020 Perfect Game Junior National Showcase and 2021 Perfect Game National Showcase, where he was named to the Top Prospect Team ... also participated in the 2021 USA Baseball PDP League ... member of the National Honor Society, National Society of High School Scholars, and Fellowship of Christian Athletes.

**PERSONAL**

Son of Kevin and Lyn Stanfield ... has one sibling, Kameryn ... born in Tallahassee, Florida, on July 27, 2003.



**2022 Auburn Baseball**  
**Overall Statistics for Auburn (as of Feb 13, 2023)**  
**(All games Sorted by Batting avg)**



Record: 43-22 Home: 25-9 Away: 12-9 Neutral: 6-4 SEC: 16-13

Player	avg	gp-gs	ab	r	h	2b	3b	hr	rbi	tb	slg%	bb	hp	so	gdp	ob%	sf	sh	sb-att	po	a	e	fld%	
17 DiChiara, Sonny	.383	61-61	206	59	79	15	0	22	59	160	.777	68	10	55	5	.549	2	0	0-0	426	23	4	.991	
1 Rambusch, Blake	.327	65-65	266	55	87	13	1	4	37	114	.429	28	15	36	3	.415	4	3	16-21	39	115	7	.957	
19 Carlson, Brooks	.297	53-46	185	36	55	11	0	6	31	84	.454	23	2	49	5	.379	1	0	0-1	8	0	1	.889	
4 Moore, Brody	.291	64-64	254	46	74	12	1	5	38	103	.406	24	2	35	2	.351	5	2	6-8	70	143	4	.982	
5 Howell, Kason	.287	65-65	251	50	72	19	2	2	35	101	.402	28	14	52	1	.385	3	3	11-13	155	3	2	.988	
27 Peirce, Bobby	.284	48-38	162	33	46	7	4	10	31	91	.562	13	4	46	4	.350	1	0	5-6	71	5	1	.987	
7 Foster, Cole	.267	53-52	172	40	46	11	0	9	47	84	.488	29	10	46	3	.395	4	1	2-4	76	122	6	.971	
28 LaRue, Nate	.211	52-42	152	19	32	8	0	6	34	58	.382	13	2	66	0	.272	6	1	2-2	403	37	2	.995	
-----																								
72 Moss, Brody	.333	6-0	3	0	1	0	0	0	1	1	.333	0	0	1	0	.250	1	0	0-0	0	1	0	1.000	
16 Hill, Cam	.278	39-26	108	16	30	7	0	1	19	40	.370	13	1	34	1	.358	1	0	0-1	31	1	0	1.000	
2 Hall, Josh	.269	18-6	26	5	7	1	0	0	2	8	.308	5	0	10	0	.387	0	0	1-1	7	0	0	1.000	
31 Bello, Mike	.253	43-27	99	18	25	4	0	1	12	32	.323	14	2	21	0	.350	2	1	1-1	43	0	1	.977	
37 Land, Mason	.244	28-9	45	4	11	1	0	0	3	12	.267	4	1	9	0	.320	0	3	0-0	14	4	1	.947	
11 Farquhar, Garrett	.236	39-17	72	17	17	4	0	2	12	27	.375	7	4	8	2	.337	0	0	0-0	34	43	1	.987	
8 Ware, Bryson	.234	49-23	94	23	22	8	2	1	21	37	.394	13	2	37	1	.336	1	0	4-4	48	3	0	1.000	
50 Wyandt, Jake	.233	23-14	43	8	10	1	0	1	12	14	.326	4	2	16	0	.320	1	1	1-1	129	12	3	.979	
6 Dyal, Ryan	.217	32-27	92	23	20	4	0	4	26	36	.391	16	7	32	2	.368	2	1	0-0	137	5	2	.986	
Brown, B.	.167	6-3	12	2	2	0	0	0	3	2	.167	2	2	7	0	.375	0	1	0-0	5	0	0	1.000	
51 Burk, Luke	.125	11-0	8	1	1	0	0	0	0	1	.125	0	0	6	0	.125	0	0	0-0	18	0	0	1.000	
13 Schorr, Ben	.000	2-0	1	0	0	0	0	0	0	0	.000	0	0	0	0	.000	0	0	0-0	1	0	0	1.000	
Totals	.283	65	2251	455	637	126	10	74	423	1005	.446	304	80	566	29	.383	34	17	49-63	1737	582	45	.981	
Opponents	.255	65	2196	328	560	122	2	70	301	896	.408	260	58	666	41	.346	24	17	30-48	1685	580	58	.975	

LOB - Team (547), Opp (492). DPs turned - Team (51), Opp (36). CI - Team (2), LaRue, N. 1, Dyal, R. 1, Opp (1). IBB - Team (21), DiChiara, S. 17, Dyal, R. 2, Hill, C. 1, Rambusch, B. 1, Opp (4). Picked off - Rambusch, B. 2.

**(All games Sorted by Earned run avg)**

Player	era	w-l	app	gs	cg	sho	sv	ip	h	r	er	bb	so	2b	3b	hr	b/avg	wp	hp	bk	sfa	sha		
45 Gonzalez, Joseph	3.22	7-4	15	14	1	0/2	0	78.1	83	30	28	15	54	12	1	8	.276	3	5	1	3	3		
40 Burkhalter, Blake	3.69	4-2	30	0	0	0/1	16	46.1	35	21	19	7	71	4	0	9	.206	4	4	0	1	2		
18 Barnett, Mason	4.38	3-3	19	14	0	0/0	0	63.2	63	32	31	32	83	17	1	5	.256	4	3	0	2	0		
29 Skipper, Carson	4.45	6-3	27	1	0	0/1	0	58.2	56	34	29	14	70	15	0	8	.250	7	3	0	3	1		
21 Bright, Trace	5.13	5-4	18	17	0	0/1	0	80.2	78	51	46	38	94	21	0	8	.252	8	6	0	1	2		
-----																								
28 LaRue, Nate	1.69	0-0	5	0	0	0/0	0	5.1	7	1	1	3	4	0	0	1	.318	1	0	0	0	0		
46 Allsup, Chase	3.38	1-0	23	0	0	0/1	2	29.1	24	15	11	17	36	5	0	4	.226	5	5	0	3	0		
20 Mullins, Hayden	3.63	2-1	11	8	0	0/0	0	34.2	23	16	14	25	43	3	0	4	.197	3	9	0	4	3		
34 Bosse, Ben	3.86	0-0	7	0	0	0/2	0	4.2	4	3	2	2	6	0	0	0	.235	3	1	1	0	0		
54 Copeland, Konner	4.20	3-0	9	2	0	0/0	0	15.0	20	11	7	8	19	3	0	3	.328	1	1	0	0	1		
41 Armstrong, John	4.26	1-0	19	0	0	0/1	0	19.0	20	13	9	11	21	4	0	1	.294	3	0	0	2	2		
47 Sheehan, Tommy	4.28	2-0	16	3	0	0/0	1	33.2	25	18	16	22	29	6	0	1	.207	3	2	0	2	0		
43 Isbell, Chase	4.82	1-1	14	0	0	0/0	0	18.2	17	10	10	14	23	8	0	0	.243	2	2	0	1	0		
9 Granzow, Cade	4.91	0-0	7	0	0	0/1	0	7.1	9	4	4	4	4	2	0	1	.333	2	1	0	2	0		
32 Swilling, Carson	5.72	3-2	21	0	0	0/1	0	28.1	29	18	18	14	35	8	0	5	.269	5	4	0	0	0		
52 Armstrong, Jordan	5.93	3-1	14	6	0	0/1	1	30.1	36	22	20	15	40	9	0	4	.288	4	8	1	0	0		
14 Fuller, Brooks	8.10	0-0	9	0	0	0/0	0	6.2	9	6	6	7	7	3	0	0	.321	0	1	1	0	1		
23 Carlson, Parker	8.59	1-1	5	0	0	0/0	0	7.1	8	7	7	3	10	1	0	3	.267	2	0	0	0	0		
57 Drabick, Tyler	9.82	1-0	8	0	0	0/1	0	7.1	10	10	8	5	13	1	0	3	.323	2	2	0	0	0		
22 Wade, Garrett	10.80	0-0	4	0	0	0/0	0	1.2	0	2	2	3	3	0	0	0	.000	1	0	0	0	0		
16 Hill, Cam	18.00	0-0	3	0	0	0/1	0	2.0	4	4	4	1	1	0	0	2	.400	0	1	0	0	0		
Totals	4.49	43-22	65	65	1	4/4	20	579.0	560	328	289	260	666	122	2	70	.255	63	58	4	24	17		
Opponents	6.41	22-43	65	65	0	1/1	6	561.2	637	455	400	304	566	126	10	74	.283	73	80	9	34	17		

PB - Team (9), LaRue, N. 4, Dyal, R. 3, Wyandt, J. 2, Opp (14). Pickoffs - Team (4), Wyandt, J. 2, Mullins, H. 1, Allsup, C. 1, Opp (2). SBA/ATT - LaRue, N. (10-22), Dyal, R. (12-13), Wyandt, J. (8-12), Bright, T. (7-9), Allsup, C. (3-6), Gonzalez, J. (3-5), Barnett, M. (4-5), Skipper, C. (4-5), Armstrong (2-4), Armstrong, J (1-2), Swilling, C. (0-2), Granzow, C. (2-2), Burkhalter (1-2), Mullins, H. (0-2), Carlson, P. (1-1), Sheehan, T. (1-1), Copeland, K. (0-1), Fuller, B. (1-1).







# 2022 PITCHING NOTES

## 2022 BULLPEN BY NUMBERS

Total App.....	219
Saves/Opp.....	20/23
IR/IRS.....	172/61
BA Against.....	.253
ERA.....	4.69

## SAVES/OPP

Chase Allsup.....	2/2
Jordan Armstrong.....	1/1
Blake Burkhalter.....	16/17
Parker Carlson.....	0/1
Hayden Mullins.....	0/1
Tommy Sheehan.....	1/1

## INHERITED RUNNERS/SCORED

Chase Allsup.....	17/6
John Armstrong.....	32/14
Jordan Armstrong.....	3/3
Mason Barnett.....	3/3
Ben Bosse.....	4/0
Blake Burkhalter.....	21/3
Konner Copeland.....	9/4
Tyler Drabick.....	6/2
Brooks Fuller.....	9/3
Joseph Gonzalez.....	2/1
Cade Granzow.....	6/4
Cam Hill.....	2/1
Chase Isbell.....	8/1
Nate LaRue.....	2/1
Tommy Sheehan.....	10/3
Carson Skipper.....	20/5
Carson Swilling.....	18/7

## 1ST BATTER FACED/RETIRED

Chase Allsup.....	23/13
John Armstrong.....	19/14
Jordan Armstrong.....	7/5
Mason Barnett.....	5/2
Ben Bosse.....	7/4
Trace Bright.....	1/1
Blake Burkhalter.....	30/22
Parker Carlson.....	5/5
Konner Copeland.....	7/5
Tyler Drabick.....	7/3
Brooks Fuller.....	9/3
Joseph Gonzalez.....	1/1
Cade Granzow.....	6/4
Cam Hill.....	3/1
Chase Isbell.....	13/8
Nate LaRue.....	5/1
Hayden Mullins.....	3/1
Tommy Sheehan.....	12/9
Carson Skipper.....	26/19
Carson Swilling.....	21/14
Garrett Wade.....	4/2

## RELIEF ERA

Joseph Gonzalez.....	0.00
Nate LaRue.....	1.69
Tommy Sheehan.....	3.14
Chase Allsup.....	3.38
Mason Barnett.....	3.38
Trace Bright.....	3.38
Blake Burkhalter.....	3.69
Ben Bosse.....	3.86
John Armstrong.....	4.26
Carson Skipper.....	4.69
Chase Isbell.....	4.82
Cade Granzow.....	4.91
Jordan Armstrong.....	5.40
Carson Swilling.....	5.72
Konner Copeland.....	7.27
Brooks Fuller.....	8.10
Hayden Mullins.....	8.31
Parker Carlson.....	8.59
Tyler Drabick.....	9.82
Garrett Wade.....	10.80
Cam Hill.....	18.00

2022 Auburn Baseball  
Team Game-by-Game for Auburn (as of Feb 13, 2023)  
Pitching (All games)

Date	Opponent	ip	h	r	er	bb	so	2b	3b	hr	wp	bk	hbp	do	ibb	score	w-l	sv	era
Feb 18	vs Oklahoma	8.0	4	3	3	5	7	1	0	1	1	0	3	2	0	0-3	0-1	0	3.38
Feb 19	vs Texas Tech	9.0	3	1	1	7	8	0	0	0	1	0	1	1	0	2-1	1-1	1	2.12
Feb 20	vs Kansas State	9.0	3	1	0	3	10	0	0	0	0	0	1	0	0	12-1	2-1	1	1.38
Feb 23	TROY	9.0	5	1	1	4	7	0	0	0	1	0	0	0	0	13-1	3-1	1	1.29
Feb 25	YALE	9.0	4	0	0	3	19	0	0	0	2	0	1	1	0	9-0	4-1	1	1.02
Feb 26	YALE	9.0	9	3	3	3	8	2	1	0	1	0	0	0	0	4-3	5-1	1	1.36
Feb 26	YALE	10.0	8	5	5	9	12	2	0	1	4	0	0	0	0	4-5	5-2	1	1.86
Mar 01	ALABAMA STATE	9.0	13	7	6	8	12	3	0	0	3	0	1	1	0	13-7	6-2	1	2.38
Mar 02	UAB	9.0	3	1	1	2	11	1	0	0	0	0	1	1	0	16-1	7-2	1	2.22
Mar 04	RHODE ISLAND	9.0	8	2	2	2	11	2	0	1	0	0	0	0	0	7-2	8-2	2	2.20
Mar 05	RHODE ISLAND	9.0	5	0	0	2	11	0	0	0	0	0	2	1	0	16-0	9-2	2	2.00
Mar 05	RHODE ISLAND	7.0	1	0	0	0	10	0	0	0	1	0	0	1	0	12-0	10-2	2	1.87
Mar 06	RHODE ISLAND	9.0	3	1	1	4	14	0	0	1	0	0	1	0	0	14-1	11-2	3	1.80
Mar 09	vs Tennessee Tech	9.0	10	3	2	3	14	3	0	0	1	0	1	0	0	4-3	12-2	3	1.81
Mar 11	MIDDLE TENNESS	9.0	10	10	6	3	8	3	0	1	1	0	1	0	0	8-10	12-3	3	2.10
Mar 13	MIDDLE TENNESS	9.0	12	7	6	4	8	2	0	3	1	0	1	2	0	10-7	13-3	4	2.35
Mar 13	MIDDLE TENNESS	8.0	8	4	4	5	4	3	0	0	2	0	0	3	0	3-4	13-4	4	2.46
*Mar 17	OLE MISS	9.0	14	13	6	5	13	3	0	3	4	0	1	1	0	6-13	13-5	4	2.66
*Mar 18	OLE MISS	9.0	6	5	3	8	7	1	0	1	2	0	1	0	0	19-5	14-5	4	2.68
*Mar 19	OLE MISS	9.0	19	15	12	2	12	6	0	3	0	1	1	1	0	2-15	14-6	4	3.15
Mar 22	vs South Alabama	9.0	15	12	11	6	9	5	0	0	3	0	3	1	0	13-12	15-6	4	3.53
*Mar 25	at Texas AM	10.0	11	5	2	2	12	2	0	1	2	0	3	1	0	6-5	16-6	5	3.58
*Mar 26	at Texas AM	10.2	11	5	5	3	14	4	0	1	1	0	0	0	0	4-5	16-7	5	3.61
*Mar 27	at Texas AM	9.0	8	9	8	7	9	1	0	1	1	0	1	2	0	13-9	17-7	5	3.80
Mar 29	JACKSONVILLE ST	9.0	6	5	3	4	6	4	0	0	2	0	1	0	0	2-5	17-8	5	3.77
*Mar 31	at LSU	9.0	9	5	3	12	1	0	3	0	0	2	1	0	0	6-5	18-8	6	3.81
*Apr 01	at LSU	8.0	12	9	9	7	8	3	0	1	3	0	0	2	1	2-9	18-9	6	4.02
*Apr 02	at LSU	9.0	11	4	4	2	5	1	0	1	0	0	2	1	0	6-4	19-9	7	4.02
Apr 05	at UAB	9.0	9	4	4	5	11	0	0	2	0	0	1	0	0	6-4	20-9	8	4.02
*Apr 08	VANDERBILT	9.0	2	1	1	7	15	1	0	0	1	0	1	1	0	5-1	21-9	9	3.92
*Apr 09	VANDERBILT	9.0	23	19	19	6	8	10	0	4	0	0	1	0	1	4-19	21-10	9	4.41
*Apr 10	VANDERBILT	9.0	8	2	1	0	8	2	0	0	1	0	0	1	0	8-2	22-10	9	4.30
Apr 12	SAMFORD	9.0	4	1	1	5	17	0	0	0	2	0	1	1	0	4-1	23-10	10	4.20
*Apr 14	at Mississippi State	8.1	6	7	6	9	9	0	0	2	1	0	0	1	2	6-7	23-11	10	4.26
*Apr 15	at Mississippi State	8.0	14	9	9	5	11	3	0	2	2	0	3	0	0	5-9	23-12	10	4.41
*Apr 16	at Mississippi State	9.0	8	2	2	1	7	1	0	2	0	0	0	0	0	3-2	24-12	11	4.35
Apr 19	ALABAMA STATE	10.0	5	5	3	6	16	1	0	0	2	0	0	1	0	6-5	25-12	11	4.30
Apr 20	KENNESAW STAT	9.0	4	1	0	2	14	0	0	0	0	1	0	0	0	14-1	26-12	11	4.18
*Apr 22	SOUTH CAROLINA	9.0	4	3	2	2	12	0	0	1	0	0	2	1	0	6-3	27-12	12	4.13
*Apr 23	SOUTH CAROLINA	9.0	9	6	5	7	3	9	1	0	1	0	0	1	3	8-6	28-12	13	4.15
*Apr 24	SOUTH CAROLINA	9.0	8	0	0	0	6	0	0	0	0	0	0	2	0	2-0	29-12	14	4.05
Apr 26	at Jacksonville Stat	9.0	10	4	4	5	15	3	0	0	2	0	0	1	0	8-4	30-12	14	4.05
*Apr 29	at Tennessee	8.0	19	17	16	4	5	4	0	6	0	0	0	1	0	4-17	30-13	14	4.34
*Apr 30	at Tennessee	9.0	10	6	5	3	11	1	0	1	3	0	0	0	0	8-6	31-13	14	4.35
*May 01	at Tennessee	8.0	8	5	5	1	3	1	0	2	1	0	0	1	0	3-5	31-14	14	4.38
*May 06	ARKANSAS	9.0	13	11	11	6	6	3	0	3	1	0	1	0	0	8-11	31-15	14	4.52
*May 07	ARKANSAS	9.0	3	3	3	6	8	1	0	0	0	0	3	1	0	5-3	32-15	14	4.49
*May 08	ARKANSAS	9.0	13	7	6	6	9	5	0	1	0	0	2	0	0	4-7	32-16	14	4.52
May 10	at Troy	9.0	5	4	4	3	7	0	0	1	2	0	4	0	0	11-4	33-16	14	4.51
*May 13	ALABAMA	9.0	7	2	2	3	9	1	0	1	0	0	0	3	0	3-2	34-16	15	4.46
*May 14	ALABAMA	9.0	6	4	4	3	8	0	0	1	1	0	1	1	0	6-4	35-16	16	4.45
May 17	vs Samford	9.0	11	4	4	5	12	1	0	1	0	0	2	1	0	8-4	36-16	16	4.44
*May 20	at Kentucky	8.0	9	5	5	4	11	3	0	0	1	0	0	0	0	1-5	36-17	16	4.46
*May 20	at Kentucky	9.0	8	3	2	0	8	2	0	2	0	0	0	1	0	6-3	37-17	17	4.42
*May 21	at Kentucky	8.0	9	6	6	5	6	2	0	0	0	2	0	0	0	3-6	37-18	17	4.45
*May 25	vs Kentucky	9.0	8	3	3	3	13	3	0	2	2	0	1	1	0	1-3	37-19	17	4.43
Jun 03	SOUTHEASTERN L	9.0	10	7	4	5	14	4	0	1	0	0	1	2	0	19-7	38-19	17	4.42
Jun 04	FLORIDA STATE	9.0	9	7	7	6	5	1	0	2	0	0	0	2	0	21-7	39-19	17	4.47
Jun 05	UCLA	9.0	8	4	4	4	15	1	0	1	1	0	0	0	0	11-4	40-19	17	4.46
Jun 11	at Oregon State	9.0	7	5	5	6	12	3	0	1	1	0	1	0	0	7-5	41-19	18	4.47
Jun 12	at Oregon State	9.0	9	4	3	3	9	1	0	2	0	0	0	0	0	3-4	41-20	18	4.44
Jun 13	at Oregon State	9.0	8	3	3	4	14	0	1	1	1	0	0	0	0	4-3	42-20	19	4.42
Jun 18	vs Ole Miss	9.0	11	5	5	2	13	1	0	1	2	0	2	2	0	1-5	42-21	19	4.43
Jun 20	vs Stanford	9.0	8	2	2	1	16	4	0	0	0	0	1	0	0	6-2	43-21	20	4.39
Jun 21	vs Arkansas	9.0	16	11	11	5	13	5	0	1	1	0	0	0	0	1-11	43-22	20	4.49
Totals		579.0	560	328	289	260	666	122	2	70	63	4	58	51	4	455-328	43-22	20	4.49

## AUBURN STARTING PITCHER BREAKDOWN

Starter	GS	Quality Starts	Run Support	RS/Start	Auburn Record
Bright	17	3	68	4.0	10-7
Barnett	14	0	42	3.0	10-4
Gonzalez	14	6	60	4.3	9-5
Mullins	8	0	21	2.6	6-2
Armstrong	6	0	19	3.2	4-2
Sheehan	3	0	7	2.3	2-1
Copeland	2	0	15	7.5	2-0
Skipper					







2022 GAME-BY-GAME HITTING

2022 Auburn Baseball  
Team Game-by-Game for Auburn (as of Feb 13, 2023)  
Batting (All games)

Date	Opponent	ab	r	h	rbi	2b	3b	hr	tb	bb	ibb	sb	cs	hbp	sac	sf	qdp	k	po	a	e	lob	avg
Feb 18	vs Oklahoma	28	0	3	0	2	0	0	5	3	0	0	1	0	0	0	0	5	24	9	0	4	.107
Feb 19	vs Texas Tech	25	2	3	2	0	0	0	3	5	0	1	0	0	0	1	0	7	27	10	0	5	.113
Feb 20	vs Kansas State	38	12	13	11	1	0	0	14	8	1	2	0	8	0	2	0	17	27	11	1	17	.209
Feb 23	TROY	36	13	13	13	2	0	2	21	4	0	2	0	2	0	1	0	14	27	8	0	6	.252
Feb 25	YALE	39	9	15	9	5	0	1	23	3	1	1	0	1	0	1	0	7	27	6	0	11	.283
Feb 26	YALE	28	4	5	4	0	0	2	11	1	0	0	0	5	0	0	1	6	27	10	1	6	.268
Feb 26	YALE	31	4	4	4	1	0	1	8	9	1	1	1	0	2	0	0	10	30	9	1	8	.249
Mar 01	ALABAMA STATE	38	13	12	11	4	0	2	22	7	2	2	0	2	0	0	2	10	27	8	1	11	.259
Mar 02	UAB	38	16	17	15	3	1	0	22	7	0	1	0	4	1	1	0	9	27	10	0	11	.282
Mar 04	RHODE ISLAND	33	7	11	6	4	0	1	18	3	0	0	1	1	0	2	0	4	27	7	0	8	.287
Mar 05	RHODE ISLAND	33	16	10	13	3	0	2	19	12	0	0	0	1	0	2	0	8	27	10	0	8	.289
Mar 05	RHODE ISLAND	27	12	11	11	4	0	0	15	5	0	2	0	1	0	2	0	7	21	5	0	5	.297
Mar 06	RHODE ISLAND	37	14	15	14	2	0	4	29	7	0	1	1	1	0	1	0	9	27	6	0	8	.306
Mar 09	vs Tennessee Tech	27	4	6	4	2	1	0	10	7	0	1	1	1	0	1	0	9	27	5	1	8	.301
Mar 11	MIDDLE TENNESS	38	8	13	7	0	1	2	21	3	0	0	0	1	1	1	1	5	27	10	1	9	.304
Mar 13	MIDDLE TENNESS	34	10	12	10	2	0	0	14	4	0	0	0	2	0	1	0	7	27	11	1	7	.308
Mar 13	MIDDLE TENNESS	32	3	9	3	1	0	0	10	2	0	0	1	1	0	0	0	5	24	10	0	8	.306
*Mar 17	OLE MISS	38	6	14	6	4	0	2	24	4	1	0	0	1	1	0	2	13	27	11	5	11	.310
*Mar 18	OLE MISS	37	19	15	18	4	0	2	25	11	1	1	0	1	0	1	1	5	27	10	2	7	.316
*Mar 19	OLE MISS	36	2	9	2	2	0	0	11	5	0	0	0	0	0	0	0	12	27	6	1	12	.312
Mar 22	vs South Alabama	38	13	15	13	2	1	1	22	6	0	0	0	2	0	0	0	7	27	6	1	9	.316
*Mar 25	at Texas AM	40	6	10	6	2	0	0	12	4	0	1	0	2	1	0	0	12	30	11	1	11	.313
*Mar 26	at Texas AM	42	4	10	4	3	0	2	19	2	0	0	1	1	0	0	1	13	32	9	1	8	.309
*Mar 27	at Texas AM	41	13	14	12	3	0	2	23	7	1	1	0	1	1	0	0	5	27	10	1	10	.311
Mar 29	JACKSONVILLE ST	37	2	10	2	3	0	0	13	3	1	0	0	0	0	0	0	9	27	16	1	11	.309
*Mar 31	at LSU	38	6	10	5	0	0	1	13	5	1	2	0	1	1	0	0	10	27	5	1	12	.307
*Apr 01	at LSU	34	2	7	2	2	0	0	9	4	0	0	0	1	0	1	0	13	24	13	1	11	.303
*Apr 02	at LSU	35	6	9	6	1	0	1	13	5	0	1	0	1	1	1	0	10	27	14	1	10	.302
Apr 05	at UAB	35	6	9	4	3	0	0	12	3	0	2	0	2	0	1	0	5	27	8	0	8	.300
*Apr 08	VANDERBILT	30	5	7	5	1	1	2	16	5	0	0	0	0	0	0	1	7	27	9	1	6	.298
*Apr 09	VANDERBILT	35	4	8	3	0	0	2	14	4	0	1	0	0	0	0	1	3	27	8	0	8	.296
*Apr 10	VANDERBILT	35	8	13	7	2	0	2	21	4	0	1	2	1	0	0	0	5	27	11	1	8	.298
Apr 12	SAMFORD	32	4	8	4	1	1	1	14	3	0	2	0	3	0	0	0	5	27	7	0	10	.297
*Apr 14	at Mississippi State	37	6	11	6	1	0	2	18	4	0	0	1	0	0	0	1	4	25	9	1	8	.297
*Apr 15	at Mississippi State	33	5	8	5	1	0	0	9	3	0	0	0	2	0	1	1	15	24	5	1	7	.295
*Apr 16	at Mississippi State	36	3	9	3	4	0	0	13	7	2	2	0	1	1	0	0	10	27	16	1	15	.294
Apr 19	ALABAMA STATE	40	6	10	6	2	1	0	14	10	0	2	0	2	0	0	1	12	30	8	1	17	.293
Apr 20	KENNESAW STAT	39	14	15	12	3	0	2	24	4	0	0	0	1	0	1	0	8	27	6	0	7	.295
*Apr 22	SOUTH CAROLINA	29	6	5	6	1	0	3	15	4	0	2	0	0	0	0	0	8	27	10	2	3	.293
*Apr 23	SOUTH CAROLINA	35	8	14	7	1	0	1	18	3	1	0	0	1	0	2	1	6	27	11	0	9	.296
*Apr 24	SOUTH CAROLINA	29	2	9	2	1	0	0	10	5	1	1	0	0	0	0	2	7	27	12	0	8	.296
Apr 26	at Jacksonville Stat	32	8	9	7	0	0	0	9	6	0	0	1	3	0	1	1	7	27	5	0	7	.296
*Apr 29	at Tennessee	35	4	9	4	2	0	1	14	5	0	0	0	0	0	0	0	16	24	9	1	9	.295
*Apr 30	at Tennessee	32	8	6	7	1	0	2	13	8	2	3	0	0	1	0	0	6	27	5	1	6	.292
*May 01	at Tennessee	31	3	7	3	0	0	1	10	2	0	0	0	0	0	1	2	10	24	9	1	4	.291
*May 06	ARKANSAS	39	8	11	6	3	0	2	20	5	1	2	0	0	0	0	0	11	27	11	2	9	.291
*May 07	ARKANSAS	29	5	6	5	0	0	3	15	4	0	1	0	2	1	1	0	10	27	7	0	8	.289
*May 08	ARKANSAS	35	4	7	4	1	0	2	14	2	0	2	0	0	0	0	2	10	27	9	1	6	.287
May 10	at Troy	43	11	17	10	3	0	1	23	3	0	1	0	1	0	1	0	11	27	11	0	10	.290
*May 13	ALABAMA	29	3	7	3	2	0	0	9	3	1	1	0	1	1	0	1	11	27	12	0	7	.289
*May 14	ALABAMA	34	6	12	4	0	0	1	15	0	0	1	0	1	1	0	1	3	27	8	0	6	.291
May 17	vs Samford	38	8	11	8	3	0	0	14	6	0	1	0	1	0	0	1	10	27	11	1	10	.291
*May 20	at Kentucky	30	1	4	1	1	0	0	5	6	0	0	0	1	1	0	0	10	24	9	0	10	.288
*May 20	at Kentucky	38	6	12	6	2	1	0	16	5	0	0	0	0	0	0	1	11	27	11	1	10	.289
*May 21	at Kentucky	32	3	5	3	1	0	2	12	0	0	1	0	0	0	0	0	11	24	10	1	2	.286
May 25	vs Kentucky	34	1	7	1	1	0	1	11	1	0	1	0	1	0	0	0	8	27	11	0	8	.285
Jun 03	SOUTHEASTERN L	43	19	20	18	3	0	7	44	6	0	0	1	2	0	1	0	10	27	9	1	9	.289
Jun 04	FLORIDA STATE	45	21	19	20	5	2	3	37	16	1	0	1	2	0	1	0	9	27	12	0	16	.292
Jun 05	UCLA	36	11	10	11	4	0	1	17	7	1	0	0	5	0	2	1	5	27	7	0	12	.292
Jun 11	at Oregon State	34	7	10	6	1	0	2	17	5	1	1	0	2	1	1	1	8	27	5	0	9	.292
Jun 12	at Oregon State	32	3	5	1	3	0	0	8	2	0	0	0	0	0	0	0	9	27	8	2	4	.290
Jun 13	at Oregon State	31	4	3	4	1	0	1	7	2	0	0	0	2	1	0	0	5	27	8	0	5	.287
Jun 18	vs Ole Miss	31	1	4	1	1	0	0	5	0	0	0	0	0	0	0	0	13	27	9	1	3	.285
Jun 20	vs Stanford	35	6	11	6	5	0	0	16	4	0	1	1	1	0	1	0	10	27	3	0	8	.285
Jun 21	vs Arkansas	30	1	4	1	0	0	1	7	1	0	0	0	0	0	0	2	9	27	7	1	3	.283
Totals		2251	455	637	423	126	10	74	1005	304	21	49	14	80	17	34	29	566	1737	582	45	547	.283



## 2022 GAME-BY-GAME RESULTS



**2022 Auburn Baseball  
Game Results for Auburn (as of Feb 13, 2023)  
(All games)**



Date	Opponent	Score	Inns	Overall	SEC	Pitcher of record	Attend	Time
Feb 18, 2022	vs Oklahoma	L 0-3	9	0-1-0	0-0-0	Mullins, H. (L 0-1)	0	2:49
Feb 19, 2022	vs #12 Texas Tech	w 2-1	9	1-1-0	0-0-0	Gonzalez, J. (W 1-0)	0	2:43
Feb 20, 2022	vs Kansas State	w 12-1	9	2-1-0	0-0-0	Bright, T. (W 1-0)	0	3:22
Feb 23, 2022	TROY	w 13-1	9	3-1-0	0-0-0	Mullins, H. (W 1-1)	3759	3:12
Feb 25, 2022	YALE	w 9-0	9	4-1-0	0-0-0	Armstrong (W 1-0)	3344	2:53
Feb 26, 2022	YALE-1	w 4-3	9	5-1-0	0-0-0	Burkhalter (W 1-0)	3733	2:47
Feb 26, 2022	YALE-2	L 4-5	(10)	5-2-0	0-0-0	Swilling, C. (L 0-1)	3733	3:42
Mar 01, 2022	ALABAMA STATE	w 13-7	9	6-2-0	0-0-0	Drabick, T. (W 1-0)	2984	3:52
Mar 02, 2022	UAB	w 16-1	9	7-2-0	0-0-0	Barnett, M. (W 1-0)	3152	3:21
Mar 04, 2022	RHODE ISLAND	w 7-2	9	8-2-0	0-0-0	Skipper, C. (W 1-0)	3435	3:08
Mar 05, 2022	RHODE ISLAND-1	w 16-0	9	9-2-0	0-0-0	Gonzalez, J. (W 2-0)	3721	3:06
Mar 05, 2022	RHODE ISLAND	w 12-0	7	10-2-0	0-0-0	Bright, T. (W 2-0)	3721	2:10
Mar 06, 2022	RHODE ISLAND	w 14-1	9	11-2-0	0-0-0	Carlson, P. (W 1-0)	3103	3:11
Mar 09, 2022	vs Tennessee Tech	w 4-3	9	12-2-0	0-0-0	Burkhalter (W 2-0)	6710	3:42
Mar 11, 2022	MIDDLE TENNESSEE	L 8-10	9	12-3-0	0-0-0	Armstrong (L 1-1)	2867	3:21
Mar 13, 2022	MIDDLE TENNESSEE-1	w 10-7	9	13-3-0	0-0-0	Sheehan, T. (W 1-0)	3146	3:25
Mar 13, 2022	MIDDLE TENNESSEE-2	L 3-4	(8)	13-4-0	0-0-0	Swilling, C. (L 0-2)	3146	2:39
* Mar 17, 2022	#1 OLE MISS	L 6-13	9	13-5-0	0-1-0	Barnett, M. (L 1-1)	3926	3:39
* Mar 18, 2022	#1 OLE MISS	w 19-5	9	14-5-0	1-1-0	Mullins, H. (W 2-1)	3435	4:03
* Mar 19, 2022	#1 OLE MISS	L 2-15	9	14-6-0	1-2-0	Bright, T. (L 2-1)	4096	3:22
Mar 22, 2022	vs South Alabama	w 13-12	9	15-6-0	1-2-0	Burkhalter (W 3-0)	1535	4:09
* Mar 25, 2022	at Texas AM	w 6-5	(10)	16-6-0	2-2-0	Armstrong (W 2-1)	7492	4:07
* Mar 26, 2022	at Texas AM	L 4-5	(11)	16-7-0	2-3-0	Isbell, C. (L 0-1)	6342	3:30
* Mar 27, 2022	at Texas AM	w 13-9	9	17-7-0	3-3-0	Allsup, C. (W 1-0)	5828	4:01
Mar 29, 2022	JACKSONVILLE STATE	L 2-5	9	17-8-0	3-3-0	Carlson, P. (L 1-1)	4096	2:48
* Mar 31, 2022	at #11 LSU	w 6-5	9	18-8-0	4-3-0	Skipper, C. (W 2-0)	10247	3:35
* Apr 01, 2022	at #12 LSU	L 2-9	9	18-9-0	4-4-0	Bright, T. (L 2-2)	11111	3:45
* Apr 02, 2022	at #12 LSU	w 6-4	9	19-9-0	5-4-0	Gonzalez, J. (W 3-0)	11071	3:29
Apr 05, 2022	at UAB	w 6-4	9	20-9-0	5-4-0	Armstrong (W 3-1)	2252	3:16
* Apr 08, 2022	#12 VANDERBILT	w 5-1	9	21-9-0	6-4-0	Skipper, C. (W 3-0)	3925	2:44
* Apr 09, 2022	#12 VANDERBILT	L 4-19	9	21-10-0	6-5-0	Bright, T. (L 2-3)	4096	3:35
* Apr 10, 2022	#12 VANDERBILT	w 8-2	9	22-10-0	7-5-0	Gonzalez, J. (W 4-0)	3796	2:36
Apr 12, 2022	SAMFORD	w 4-1	9	23-10-0	7-5-0	Barnett, M. (W 2-1)	3725	2:47
* Apr 14, 2022	at Mississippi State	L 6-7	9	23-11-0	7-6-0	Burkhalter (L 3-1)	10663	3:18
* Apr 15, 2022	at Mississippi State	L 5-9	9	23-12-0	7-7-0	Bright, T. (L 2-4)	12346	3:13
* Apr 16, 2022	at Mississippi State	w 3-2	(10)	24-12-0	8-7-0	Gonzalez, J. (W 5-0)	9799	3:06
Apr 19, 2022	ALABAMA STATE	w 6-5	(10)	25-12-0	8-7-0	Burkhalter (W 4-1)	3013	3:43
Apr 20, 2022	KENNESAW STATE	w 14-1	9	26-12-0	8-7-0	Copeland, K. (W 1-0)	2996	2:54
* Apr 22, 2022	SOUTH CAROLINA	w 6-3	9	27-12-0	9-7-0	Skipper, C. (W 4-0)	3698	2:40
* Apr 23, 2022	SOUTH CAROLINA	w 8-6	9	28-12-0	10-7-0	Swilling, C. (W 1-2)	4096	3:08
* Apr 24, 2022	SOUTH CAROLINA	w 2-0	9	29-12-0	11-7-0	Gonzalez, J. (W 6-0)	3501	2:29
Apr 26, 2022	at Jacksonville State	w 8-4	9	30-12-0	11-7-0	Copeland, K. (W 2-0)	1673	3:10
* Apr 29, 2022	at #1 Tennessee	L 4-17	9	30-13-0	11-8-0	Skipper, C. (L 4-1)	4584	3:40
* Apr 30, 2022	at #1 Tennessee	w 8-6	9	31-13-0	12-8-0	Copeland, K. (W 3-0)	4635	3:17
* May 01, 2022	at #1 Tennessee	L 3-5	9	31-14-0	12-9-0	Gonzalez, J. (L 6-1)	4462	2:16
* May 06, 2022	#3 ARKANSAS	L 8-11	9	31-15-0	12-10-0	Skipper, C. (L 4-2)	3738	3:28
* May 07, 2022	#3 ARKANSAS	w 5-3	9	32-15-0	13-10-0	Swilling, C. (W 2-2)	3875	3:29
* May 08, 2022	#3 ARKANSAS	L 4-7	9	32-16-0	13-11-0	Gonzalez, J. (L 6-2)	3515	3:26
May 10, 2022	at Troy	w 11-4	9	33-16-0	13-11-0	Isbell, C. (W 1-1)	3212	3:25
* May 13, 2022	ALABAMA	w 3-2	9	34-16-0	14-11-0	Armstrong, J (W 1-0)	4096	2:43
* May 14, 2022	ALABAMA	w 6-4	9	35-16-0	15-11-0	Swilling, C. (W 3-2)	4096	2:28
May 17, 2022	vs Samford	w 8-4	9	36-16-0	15-11-0	Skipper, C. (W 5-2)	2345	3:40
* May 20, 2022	at Kentucky-1	L 1-5	9	36-17-0	15-12-0	Barnett, M. (L 2-2)	-	3:04
* May 20, 2022	at Kentucky-2	w 6-3	9	37-17-0	16-12-0	Bright, T. (W 3-4)	2734	2:55
* May 21, 2022	at Kentucky	L 3-6	9	37-18-0	16-13-0	Skipper, C. (L 5-3)	2355	2:41
May 25, 2022	vs Kentucky	L 1-3	9	37-19-0	16-13-0	Burkhalter (L 4-2)	5742	3:12
Jun 03, 2022	SOUTHEASTERN LA.	w 19-7	9	38-19-0	16-13-0	Bright, T. (W 4-4)	4096	3:31
Jun 04, 2022	FLORIDA STATE	w 21-7	9	39-19-0	16-13-0	Gonzalez, J. (W 7-2)	4096	4:04
Jun 05, 2022	UCLA	w 11-4	9	40-19-0	16-13-0	Barnett, M. (W 3-2)	4096	3:52
Jun 11, 2022	at #3 Oregon State	w 7-5	9	41-19-0	16-13-0	Sheehan, T. (W 2-0)	4112	3:35
Jun 12, 2022	at #14 Oregon State	L 3-4	9	41-20-0	16-13-0	Gonzalez, J. (L 7-3)	4101	2:48
Jun 13, 2022	at #3 Oregon State	w 4-3	9	42-20-0	16-13-0	Skipper, C. (W 6-3)	4174	2:57
Jun 18, 2022	vs Ole Miss	L 1-5	9	42-21-0	16-13-0	Gonzalez, J. (L 7-4)	25217	2:38
Jun 20, 2022	vs #2 Stanford	w 6-2	9	43-21-0	16-13-0	Bright, T. (W 5-4)	23594	3:26
Jun 21, 2022	vs Arkansas	L 1-11	9	43-22-0	16-13-0	Barnett, M. (L 3-3)	24636	3:30

\* = Conference game  
( ) extra inning game







# 2022 SUPERLATIVES & MISCELLANEOUS STATS

## STARTS BY POSITION

### STARTING PITCHER

Trace Bright	17	10-7
Mason Barnett	14	10-4
Joseph Gonzalez	14	9-5
Hayden Mullins	8	6-2
Jordan Armstrong	6	4-2
Tommy Sheehan	3	2-1
Konner Copeland	2	2-0
Carson Skipper	1	0-1

### CATCHER

Nate LaRue	39	24-15
Jake Wyandt	14	12-2
Ryan Dyal	12	7-5

### FIRST BASE

Sonny DiChiara	60	40-20
Cam Hill	5	3-2

### SECOND BASE

Cole Foster	52	36-16
Garrett Farquhar	12	7-5
Brooks Carlson	1	0-1

### THIRD BASE

Blake Rambusch	61	41-20
Garrett Farquhar	4	2-2

### SHORTSTOP

Brody Moore	64	42-22
Garrett Farquhar	1	1-0

### LEFT FIELD

Mike Bello	23	16-7
Ryan Dyal	11	8-3
Brooks Carlson	9	5-4
Mason Land	9	5-4
Bryson Ware	6	5-1
Brayton Brown	3	2-1
Josh Hall	3	2-1
Bobby Peirce	1	0-1

### CENTER FIELD

Kason Howell	65	43-22
--------------	----	-------

### RIGHT FIELD

Bobby Peirce	37	24-13
Bryson Ware	17	13-4
Mike Bello	4	2-2
Blake Rambusch	4	2-2
Josh Hall	3	2-1

### DESIGNATED HITTER

Brooks Carlson	36	24-12
Cam Hill	21	13-8
Ryan Dyal	4	4-0
Nate LaRue	3	2-1
Sonny DiChiara	1	0-1

## 2022 AUBURN & OPPONENT HIGHS

### TEAM BATTING

AUBURN	OPPONENT
Runs in a game	21, vs. FSU (6/4)
Runs in an inning	11, vs. SLU [1st] (6/3)
Most Hits in a game	20, vs. SLU (6/3)
Fewest Hits in a game	3, three times
Hits in an inning	8, vs. SLU [1st] (6/3)
2B in a game	5, two times
3B in a game	2, vs. FSU (6/4)
HR in a game	7, vs. SLU (6/3)
SB in a game	3, at Tennessee (4/30)
LOB in a game	17, two times
K in a game	17, vs. K-State (2/20)
BB in a game	17, vs. FSU (6/4)

### TEAM PITCHING

AUBURN	OPPONENT
K in a game	19, vs. Yale (2/25)
BB in a game	9, two times
Pitchers used	9, vs. S. Alabama (3/22)
Total Quality Starts	9

### TEAM FIELDING

AUBURN	OPPONENT
Errors in a game	5, vs. Ole Miss (3/17)
DP turned in a game	3, three times

### IND. BATTING

AUBURN	OPPONENT
Hits in a game	5, Moore vs. FSU (6/4)
Runs in a game	5, DiChiara vs. FSU (6/4)
2B in a game	3, Howell vs. FSU (6/4)
3B in a game	1, 10 times
HR in a game	3, Foster vs. SLU (6/3)
RBI in a game	9, Foster vs. SLU (6/3)
XBH in a game	4, Foster vs. SLU (6/3)
SB in a game	2, Rambusch, three times
BB in a game	4, two times
HBP in a game	2, four times
K in a game	4, four times
Hitting Streak	17, Rambusch (3/5-4/1)
Consec. G w/HR	4, DiChiara (5/21-6/4)

### IND. PITCHING

AUBURN	OPPONENT
K by a starter	11, Armstrong vs. Yale (2/25)
K by a reliever	6, two times
BB by a starter	6, Mullins vs. Vandy (4/8)
BB by a reliever	4, two times
IP by a starter	9.0, Gonzalez vs. Vandy (4/10)
IP by a reliever	5.2, Skipper vs. MTSU (3/11)

### MISCELLANEOUS

AUBURN	
Biggest comeback win	6, vs. S. Alabama (3/22)
Biggest blown lead loss	5, vs. Arkansas (5/6)
Largest margin of victory	16, vs. Rhode Island (6/1 - 3/5)
Largest margin of defeat	15, vs. Vandy (4/9)
Longest game, Time	4:09, vs. S. Alabama (3/22)
Longest game, Time (9 inn)	4:09, vs. S. Alabama (3/22)
Shortest game, Time (9 inn)	2:16, at Tennessee (5/1)
Longest game, Innings	11, at Texas A&M (3/26)
Largest crowd, Home	4,096, 10 times
Largest crowd, Road	12,346, at MSU (4/15)
Largest crowd, Neutral	25,217, vs. Ole Miss (6/18)

## STARTS BY ORDER

### LEADOFF

Blake Rambusch	62	41-21
Brody Moore	3	2-1

### 2ND SPOT

Kason Howell	44	29-15
Brody Moore	8	6-2
Cole Foster	7	5-2
Sonny DiChiara	6	3-3

### 3RD SPOT

Sonny DiChiara	53	37-16
Ryan Dyal	4	1-3
Bobby Peirce	3	1-2
Blake Rambusch	3	2-1
Cam Hill	2	2-0

### CLEANUP

Brooks Carlson	23	16-7
Bobby Peirce	20	12-8
Ryan Dyal	9	7-2
Cam Hill	8	6-2
Brody Moore	3	2-1
Sonny DiChiara	2	0-2

### 5TH SPOT

Brody Moore	20	12-8
Brooks Carlson	16	10-6
Cam Hill	9	5-4
Bryson Ware	8	5-3
Nate LaRue	4	3-1
Cole Foster	3	3-0
Ryan Dyal	2	2-0
Kason Howell	2	2-0
Bobby Peirce	1	1-0

### 6TH SPOT

Brody Moore	18	13-5
Cole Foster	8	6-2
Kason Howell	8	4-4
Bryson Ware	7	5-2
Brooks Carlson	6	3-3
Bobby Peirce	6	4-2
Mike Bello	5	3-2
Ryan Dyal	4	3-1
Cam Hill	2	1-1
Garrett Farquhar	1	1-0

### 7TH SPOT

Brody Moore	12	7-5
Kason Howell	10	7-3
Cole Foster	8	5-3
Nate LaRue	6	4-2
Mason Land	6	4-2
Bobby Peirce	5	4-1
Bryson Ware	5	5-0
Cam Hill	4	2-2
Ryan Dyal	3	3-0
Garrett Farquhar	3	1-2
Mike Bello	1	1-0
Brayton Brown	1	0-1
Brooks Carlson	1	0-1

### 8TH SPOT

Nate LaRue	30	17-13
Cole Foster	15	10-5
Ryan Dyal	4	2-2
Garrett Farquhar	4	3-1
Mike Bello	3	3-0
Bryson Ware	3	3-0
Brayton Brown	2	2-0
Cam Hill	1	0-1
Kason Howell	1	1-0
Mason Land	1	1-0
Bobby Peirce	1	1-0

### 9TH SPOT

Mike Bello	18	11-7
Jake Wyandt	14	12-2
Cole Foster	11	7-4
Garrett Farquhar	9	5-4
Josh Hall	6	4-2
Bobby Peirce	2	1-1
Nate LaRue	2	2-0
Mason Land	2	0-2
Ryan Dyal	1	1-0



## 2022 STARTING LINEUPS

DATE	OPP	1	2	3	4	5	6	7	8	9	SP
2/18	vs. Oklahoma	Rambusch	Howell	Dyal	DiChiara	Moore	Ware	Hill	Foster	Farquhar	Sheehan
2/19	vs. Texas Tech	Rambusch	Moore	DiChiara	Dyal	Howell	Ware	Foster	Farquhar	Wyandt	Gonzalez
2/20	vs. Kansas State	Rambusch	Moore	DiChiara	Dyal	LaRue	Howell	Foster	Brown	Hall	Bright
2/23	Troy	Rambusch	Howell	DiChiara	Dyal	Moore	Ware	Foster	Brown	Wyandt	Sheehan
2/25	Yale	Rambusch	Moore	DiChiara	Dyal	LaRue	Ware	Foster	Howell	Hall	Armstrong
2/26	Yale - G1	Rambusch	Moore	DiChiara	Dyal	Ware	Foster	Howell	Farquhar	Wyandt	Gonzalez
2/26	Yale - G2	Rambusch	Moore	DiChiara	Dyal	LaRue	Howell	Brown	Foster	Hall	Bright
3/1	Alabama State	Rambusch	Moore	DiChiara	Dyal	Howell	Hill	Foster	Wyandt	Wyandt	Copeland
3/2	UAB	Rambusch	Howell	DiChiara	Hill	Foster	Farquhar	Ware	Dyal	Wyandt	Barnett
3/4	Rhode Island	Rambusch	Howell	DiChiara	Hill	Moore	Ware	Dyal	Foster	Hall	Armstrong
3/5	Rhode Island - G1	Rambusch	Howell	DiChiara	Carlson	Ware	Dyal	Moore	Foster	Wyandt	Gonzalez
3/5	Rhode Island - G2	Rambusch	Howell	DiChiara	Hill	Ware	Moore	Dyal	Foster	Wyandt	Bright
3/6	Rhode Island	Rambusch	Howell	Hill	Carlson	Moore	Dyal	Ware	Foster	Wyandt	Mullins
3/8	vs. Tennessee Tech	Rambusch	Howell	Hill	Carlson	Moore	Dyal	Ware	Foster	Wyandt	Barnett
3/11	Middle Tennessee	Rambusch	Howell	Dyal	Carlson	Ware	Hill	Moore	Foster	Hall	Armstrong
3/13	Middle Tennessee - G1	Rambusch	Howell	Dyal	Carlson	Ware	Hill	Moore	Foster	Wyandt	Gonzalez
3/13	Middle Tennessee - G2	Rambusch	Howell	Dyal	DiChiara	Ware	Moore	Farquhar	Hill	Wyandt	Bright
3/17	Ole Miss*	Rambusch	Howell	DiChiara	Carlson	Hill	Ware	Moore	Dyal	Wyandt	Barnett
3/18	Ole Miss*	Rambusch	Howell	DiChiara	Dyal	Ware	Moore	Hill	Farquhar	Bello	Mullins
3/19	Ole Miss*	Rambusch	Howell	DiChiara	Dyal	Ware	Moore	Carlson	Farquhar	Bello	Bright
3/22	vs. South Alabama	Rambusch	Howell	DiChiara	Carlson	Dyal	Moore	Ware	Bello	Farquhar	Barnett
3/25	at Texas A&M*	Rambusch	Howell	DiChiara	Carlson	Dyal	Moore	LaRue	Bello	Farquhar	Mullins
3/26	at Texas A&M*	Rambusch	Howell	DiChiara	Hill	Moore	Dyal	LaRue	Foster	Bello	Bright
3/27	at Texas A&M*	Rambusch	Howell	DiChiara	Carlson	Moore	Bello	Ware	LaRue	Foster	Sheehan
3/29	Jacksonville State	Rambusch	Howell	DiChiara	Hill	Moore	Bello	Foster	Dyal	Land	Armstrong
3/31	at LSU*	Rambusch	Howell	DiChiara	Hill	Moore	Bello	LaRue	Foster	Hall	Mullins
4/1	at LSU*	Rambusch	Howell	DiChiara	Moore	Carlson	Bello	LaRue	Foster	Peirce	Bright
4/2	at LSU*	Rambusch	Howell	DiChiara	Moore	Foster	Bello	LaRue	Dyal	Peirce	Gonzalez
4/5	at UAB	Rambusch	Howell	DiChiara	Moore	Foster	Carlson	Bello	Peirce	LaRue	Barnett
4/8	Vanderbilt*	Rambusch	Howell	DiChiara	Carlson	Moore	Foster	Peirce	LaRue	Bello	Mullins
4/9	Vanderbilt*	Rambusch	Howell	DiChiara	Carlson	Moore	Foster	Peirce	LaRue	Farquhar	Bright
4/10	Vanderbilt*	Rambusch	Howell	DiChiara	Carlson	Moore	Foster	Peirce	LaRue	Bello	Gonzalez
4/12	Samford	Rambusch	Howell	DiChiara	Hill	Moore	Foster	Peirce	Bello	Wyandt	Barnett
4/14	at Mississippi State*	Rambusch	Howell	DiChiara	Carlson	Moore	Peirce	Foster	LaRue	Bello	Mullins
4/15	at Mississippi State*	Rambusch	Howell	DiChiara	Carlson	Moore	Peirce	Foster	LaRue	Bello	Bright
4/16	at Mississippi State*	Rambusch	Howell	DiChiara	Hill	Moore	Foster	Peirce	LaRue	Bello	Gonzalez
4/19	Alabama State	Rambusch	Howell	DiChiara	Carlson	Moore	Peirce	Dyal	Ware	Farquhar	Barnett
4/20	Kennesaw State	Rambusch	Howell	DiChiara	Carlson	Hill	Peirce	Moore	Foster	Dyal	Copeland
4/22	South Carolina*	Rambusch	Howell	DiChiara	Carlson	Hill	Peirce	Moore	Foster	LaRue	Mullins
4/23	South Carolina*	Rambusch	Howell	DiChiara	Carlson	Peirce	Moore	LaRue	Ware	Foster	Bright
4/24	South Carolina*	Rambusch	Howell	DiChiara	Carlson	Hill	Moore	Foster	LaRue	Bello	Gonzalez
4/26	at Jacksonville State	Rambusch	Howell	DiChiara	Carlson	Hill	Peirce	Moore	LaRue	Foster	Barnett
4/29	at Tennessee*	Rambusch	Howell	DiChiara	Peirce	Hill	Carlson	Moore	LaRue	Foster	Mullins
4/30	at Tennessee*	Rambusch	Howell	DiChiara	Peirce	Hill	Carlson	Moore	LaRue	Foster	Bright
5/1	at Tennessee*	Rambusch	Howell	DiChiara	Peirce	Hill	Carlson	Moore	LaRue	Foster	Gonzalez
5/6	Arkansas*	Rambusch	Howell	DiChiara	Peirce	Hill	Carlson	Moore	LaRue	Foster	Barnett
5/7	Arkansas*	Rambusch	Howell	DiChiara	Peirce	LaRue	Carlson	Moore	Ware	Foster	Bright
5/8	Arkansas*	Rambusch	Howell	DiChiara	Peirce	Carlson	Moore	Hill	LaRue	Foster	Gonzalez
5/10	at Troy	Rambusch	Howell	DiChiara	Peirce	Carlson	Moore	Land	LaRue	Foster	Armstrong
5/13	Alabama*	Rambusch	Howell	DiChiara	Peirce	Carlson	Moore	Land	LaRue	Foster	Barnett
5/14	Alabama*	Moore	DiChiara	Rambusch	Peirce	Carlson	Howell	Land	LaRue	Farquhar	Bright
5/17	at Samford	Moore	DiChiara	Rambusch	Peirce	Carlson	Howell	Land	LaRue	Farquhar	Armstrong
5/20	at Kentucky*	Moore	DiChiara	Rambusch	Peirce	Carlson	Howell	Land	LaRue	Farquhar	Barnett
5/20	at Kentucky*	Rambusch	DiChiara	Peirce	Carlson	Moore	Howell	Farquhar	Land	Wyandt	Bright
5/21	at Kentucky*	Rambusch	DiChiara	Peirce	Carlson	Moore	Howell	Farquhar	LaRue	Land	Gonzalez
5/25	vs. Kentucky^	Rambusch	DiChiara	Peirce	Carlson	Moore	Howell	Land	LaRue	Farquhar	Skipper
6/3	Southeastern#	Rambusch	Foster	DiChiara	Peirce	Carlson	Moore	Howell	LaRue	Bello	Bright
6/4	Florida State#	Rambusch	Foster	DiChiara	Peirce	Carlson	Moore	Howell	LaRue	Bello	Gonzalez
6/5	UCLA#	Rambusch	Foster	DiChiara	Peirce	Carlson	Moore	Howell	LaRue	Bello	Barnett
6/11	at Oregon State\$	Rambusch	Foster	DiChiara	Peirce	Carlson	Moore	Howell	LaRue	Bello	Bright
6/12	at Oregon State\$	Rambusch	Foster	DiChiara	Peirce	Carlson	Moore	Howell	LaRue	Bello	Gonzalez
6/13	at Oregon State\$	Rambusch	Foster	DiChiara	Peirce	Carlson	Moore	Howell	LaRue	Bello	Barnett
6/18	vs. Ole Miss%	Rambusch	Foster	DiChiara	Peirce	Carlson	Moore	Howell	LaRue	Bello	Gonzalez
6/20	vs. Stanford%	Rambusch	Moore	DiChiara	Peirce	Carlson	Foster	Howell	LaRue	Bello	Bright
6/21	vs. Arkansas%	Rambusch	Moore	DiChiara	Peirce	Carlson	Foster	Howell	LaRue	Bello	Barnett

\* - SEC Game

^ - SEC Tournament

# - Auburn Regional

\$ - Corvallis Super Regional

% - College World Series







# 2022 STARTERS

DATE	OPP	SP	C	1B	2B	3B	SSLF	CF	RF	DH	
2/18	vs. Oklahoma	Sheehan	Dyal	DiChiara	Foster	Farquhar	Moore	Ware	Howell	Rambusch	Hill
2/19	vs. Texas Tech	Gonzalez	Wyandt	DiChiara	Foster	Farquhar	Moore	Ware	Howell	Rambusch	Dyal
2/20	vs. Kansas State	Bright	Dyal	DiChiara	Foster	Rambusch	Moore	Brown	Howell	Hall	LaRue
2/23	Troy	Sheehan	Wyandt	DiChiara	Foster	Rambusch	Moore	Brown	Howell	Ware	Dyal
2/25	Yale	Armstrong	Dyal	DiChiara	Foster	Rambusch	Moore	Hall	Howell	Ware	LaRue
2/26	Yale - G1	Gonzalez	Wyandt	DiChiara	Foster	Farquhar	Moore	Ware	Howell	Rambusch	Dyal
2/26	Yale - G2	Bright	Dyal	DiChiara	Foster	Rambusch	Moore	Brown	Howell	Hall	LaRue
3/1	Alabama State	Copeland	Wyandt	DiChiara	Foster	Rambusch	Moore	Dyal	Howell	Ware	Hill
3/2	UAB	Barnett	Wyandt	DiChiara	Foster	Rambusch	Farquhar	Dyal	Howell	Ware	Hill
3/4	Rhode Island	Armstrong	Dyal	DiChiara	Foster	Rambusch	Moore	Hall	Howell	Ware	Hill
3/5	Rhode Island - G1	Gonzalez	Wyandt	DiChiara	Foster	Rambusch	Moore	Dyal	Howell	Ware	Carlson
3/5	Rhode Island - G2	Bright	Wyandt	DiChiara	Foster	Rambusch	Moore	Dyal	Howell	Ware	Hill
3/6	Rhode Island	Mullins	Wyandt	Hill	Foster	Rambusch	Moore	Dyal	Howell	Ware	Carlson
3/8	vs. Tennessee Tech	Barnett	Wyandt	Hill	Foster	Rambusch	Moore	Dyal	Howell	Ware	Carlson
3/11	Middle Tennessee	Armstrong	Dyal	Hill	Foster	Rambusch	Moore	Hall	Howell	Ware	Carlson
3/13	Middle Tennessee - G1	Gonzalez	Wyandt	Hill	Foster	Rambusch	Moore	Dyal	Howell	Ware	Carlson
3/13	Middle Tennessee - G2	Bright	Wyandt	Hill	Farquhar	Rambusch	Moore	Dyal	Howell	Ware	DiChiara
3/17	Ole Miss*	Barnett	Wyandt	DiChiara	Carlson	Rambusch	Moore	Dyal	Howell	Ware	Hill
3/18	Ole Miss*	Mullins	Dyal	DiChiara	Farquhar	Rambusch	Moore	Bello	Howell	Ware	Hill
3/19	Ole Miss*	Bright	Dyal	DiChiara	Farquhar	Rambusch	Moore	Bello	Howell	Ware	Carlson
3/22	vs. South Alabama	Barnett	Dyal	DiChiara	Farquhar	Rambusch	Moore	Bello	Howell	Ware	Carlson
3/25	at Texas A&M*	Mullins	LaRue	DiChiara	Farquhar	Rambusch	Moore	Dyal	Howell	Bello	Carlson
3/26	at Texas A&M*	Bright	LaRue	DiChiara	Foster	Rambusch	Moore	Dyal	Howell	Bello	Hill
3/27	at Texas A&M*	Sheehan	LaRue	DiChiara	Foster	Rambusch	Moore	Bello	Howell	Ware	Carlson
3/29	Jacksonville State	Armstrong	Dyal	DiChiara	Foster	Rambusch	Moore	Land	Howell	Bello	Hill
3/31	at LSU*	Mullins	LaRue	DiChiara	Foster	Rambusch	Moore	Bello	Howell	Hill	Hill
4/1	at LSU*	Bright	LaRue	DiChiara	Foster	Rambusch	Moore	Bello	Howell	Peirce	Carlson
4/2	at LSU*	Gonzalez	LaRue	DiChiara	Foster	Rambusch	Moore	Bello	Howell	Peirce	Dyal
4/5	at UAB	Barnett	LaRue	DiChiara	Foster	Rambusch	Moore	Bello	Howell	Peirce	Carlson
4/8	Vanderbilt*	Mullins	LaRue	DiChiara	Foster	Rambusch	Moore	Bello	Howell	Peirce	Carlson
4/9	Vanderbilt*	Bright	LaRue	DiChiara	Foster	Farquhar	Moore	Peirce	Howell	Rambusch	Carlson
4/10	Vanderbilt*	Gonzalez	LaRue	DiChiara	Foster	Rambusch	Moore	Bello	Howell	Peirce	Carlson
4/12	Samford	Barnett	Wyandt	DiChiara	Foster	Rambusch	Moore	Bello	Howell	Peirce	Hill
4/14	at Mississippi State*	Mullins	LaRue	DiChiara	Foster	Rambusch	Moore	Bello	Howell	Peirce	Carlson
4/15	at Mississippi State*	Bright	LaRue	DiChiara	Foster	Rambusch	Moore	Bello	Howell	Peirce	Carlson
4/16	at Mississippi State*	Gonzalez	LaRue	DiChiara	Foster	Rambusch	Moore	Bello	Howell	Peirce	Hill
4/19	Alabama State	Barnett	Dyal	DiChiara	Farquhar	Rambusch	Moore	Ware	Howell	Peirce	Carlson
4/20	Kennesaw State	Copeland	Dyal	DiChiara	Foster	Rambusch	Moore	Carlson	Howell	Peirce	Hill
4/22	South Carolina*	Mullins	LaRue	DiChiara	Foster	Rambusch	Moore	Carlson	Howell	Peirce	Hill
4/23	South Carolina*	Bright	LaRue	DiChiara	Foster	Rambusch	Moore	Ware	Howell	Peirce	Carlson
4/24	South Carolina*	Gonzalez	LaRue	DiChiara	Foster	Rambusch	Moore	Carlson	Howell	Bello	Hill
4/26	at Jacksonville State	Barnett	LaRue	DiChiara	Foster	Rambusch	Moore	Carlson	Howell	Peirce	Hill
4/29	at Tennessee*	Mullins	LaRue	DiChiara	Foster	Rambusch	Moore	Carlson	Howell	Peirce	Hill
4/30	at Tennessee*	Bright	LaRue	DiChiara	Foster	Rambusch	Moore	Carlson	Howell	Peirce	Hill
5/1	at Tennessee*	Gonzalez	LaRue	DiChiara	Foster	Rambusch	Moore	Carlson	Howell	Peirce	Hill
5/6	Arkansas*	Barnett	LaRue	DiChiara	Foster	Rambusch	Moore	Carlson	Howell	Peirce	Hill
5/7	Arkansas*	Bright	LaRue	DiChiara	Foster	Rambusch	Moore	Ware	Howell	Peirce	Carlson
5/8	Arkansas*	Gonzalez	LaRue	DiChiara	Foster	Rambusch	Moore	Carlson	Howell	Peirce	Hill
5/10	at Troy	Armstrong	LaRue	DiChiara	Foster	Rambusch	Moore	Land	Howell	Peirce	Carlson
5/13	Alabama*	Barnett	LaRue	DiChiara	Foster	Rambusch	Moore	Land	Howell	Peirce	Carlson
5/14	Alabama*	Bright	LaRue	DiChiara	Farquhar	Rambusch	Moore	Land	Howell	Peirce	Carlson
5/17	at Samford	Armstrong	LaRue	DiChiara	Farquhar	Rambusch	Moore	Land	Howell	Peirce	Carlson
5/19	at Kentucky*	Barnett	LaRue	DiChiara	Farquhar	Rambusch	Moore	Land	Howell	Peirce	Carlson
5/20	at Kentucky*	Bright	Wyandt	DiChiara	Farquhar	Rambusch	Moore	Land	Howell	Peirce	Carlson
5/21	at Kentucky*	Gonzalez	LaRue	DiChiara	Farquhar	Rambusch	Moore	Land	Howell	Peirce	Carlson
5/25	vs. Kentucky^	Skipper	LaRue	DiChiara	Farquhar	Rambusch	Moore	Land	Howell	Peirce	Carlson
6/3	Southeastern#	Bright	LaRue	DiChiara	Foster	Rambusch	Moore	Bello	Howell	Peirce	Carlson
6/4	Florida State#	Gonzalez	LaRue	DiChiara	Foster	Rambusch	Moore	Bello	Howell	Peirce	Carlson
6/5	UCLA#	Barnett	LaRue	DiChiara	Foster	Rambusch	Moore	Bello	Howell	Peirce	Carlson
6/11	at Oregon State\$	Bright	LaRue	DiChiara	Foster	Rambusch	Moore	Bello	Howell	Peirce	Carlson
6/12	at Oregon State\$	Gonzalez	LaRue	DiChiara	Foster	Rambusch	Moore	Bello	Howell	Peirce	Carlson
6/13	at Oregon State\$	Barnett	LaRue	DiChiara	Foster	Rambusch	Moore	Bello	Howell	Peirce	Carlson
6/18	vs. Ole Miss%	Gonzalez	LaRue	DiChiara	Foster	Rambusch	Moore	Bello	Howell	Peirce	Carlson
6/20	vs. Stanford%	Bright	LaRue	DiChiara	Foster	Rambusch	Moore	Bello	Howell	Peirce	Carlson
6/21	vs. Arkansas%	Barnett	LaRue	DiChiara	Foster	Rambusch	Moore	Bello	Howell	Peirce	Carlson

\* - SEC Game  
 ^ - SEC Tournament  
 # - Auburn Regional  
 \$ - Corvallis Super Regional  
 % - College World Series



The Southeastern Conference Baseball Tournament returns to the Hoover Metropolitan Stadium in the south-Birmingham city of Hoover, Ala., May 23-28, 2023.

The 2023 SEC Baseball Tournament will continue to feature 12 teams and will begin on Tuesday, May 23. Seeds 5-12 will meet in a single elimination format on the opening day of the tournament, followed by traditional double-elimination play Wednesday-Friday. The tournament will return to single elimination play on Saturday. A total of 17 games will be played throughout the tournament.

The 12 teams are seeded 1-12 with the two divisional champions and the top four seeds guaranteed opening-round byes, with the possibility of earning another later in the bracket. The tournament field will include the top teams from the SEC's Eastern and Western Divisions plus 10 at-large bids seeded 3-12 based on conference winning percentage.

In 2022, Tennessee defeated Florida 8-5 in the championship game to give the Volunteers their fourth SEC Tournament title.

The Hoover Met formerly served as home of the Double-A Birmingham Barons (Chicago White Sox) of the Southern League. The stadium also has served as host of the NCAA Men's Soccer Final Four, as well as home to the nationally renowned Hoover Buccaneer high school football program.

Located eight miles south of Birmingham, the Met seats 10,800 for baseball, but can accommodate over 16,000 when the patio, banquet and side grassy areas are used. The stadium also houses 12 suites and state-of-the-art dressing and training rooms. Wireless internet access was added in 2004, concourse and signage renovation was done in 2005 and a second-level pressbox expansion, new stadium seating and an exterior facelift in 2007 completed a \$6 million renovation project. A new HD video scoreboard was added in 2008, while the SEC introduced the nation to a 'pitch clock' in 2010. A new sound systems and concourse amenities such as refurbished restrooms big screen HDTVs at concessions stands were added in 2012.

The Finley Center, a 155,000 square foot entertainment facility, opened in 2017 as part of the first phase of an \$80 million Hoover Metropolitan Complex that also includes outdoor fields and event space.



#### 2023 Stadium Information

Hoover Metropolitan Stadium — Hoover, Ala.  
Capacity: 10,800 (Grandstand)

#### Field Dimensions

Foul Lines: 340  
Power Alleys: 385  
Center: 405  
Playing Surface: Natural Grass  
Year Built: 1988/Renovated 2006-07

## 2023 SEC BASEBALL TOURNAMENT

### 2022 SEC TOURNAMENT

May 24-29, 2022

Hoover Metropolitan Stadium - Hoover, Ala.

#### TUESDAY, MAY 24

Game 1 (11) Alabama 5, (6) Georgia 3  
Game 2 (7) Florida 2, (10) South Carolina 1  
Game 3 (8) Vanderbilt 3, (9) Ole Miss 1

#### WEDNESDAY, MAY 25

Game 4 (12) Kentucky 3, (5) Auburn 1  
Game 5 (11) Alabama 4, (3) Arkansas 3

#### THURSDAY, MAY 26

Game 6 (2) Texas A&M 10, (10) Florida 0 [7 innings]  
Game 7 (1) Tennessee 10, (8) Vanderbilt 1  
Game 8 (4) LSU 11, (12) Kentucky 6

#### FRIDAY, MAY 27

Game 9 (7) Florida 7, (3) Arkansas 5  
Game 10 (12) Kentucky 10, (8) Vanderbilt 2  
Game 11 (2) Texas A&M 12, (11) Alabama 8  
Game 12 (1) Tennessee 5, (4) LSU 2

#### SATURDAY, MAY 28

Game 13 (7) Florida 11, (11) Alabama 6  
Game 14 (12) Kentucky 7, (4) LSU 2  
Game 15 (7) Florida 9, (2) Texas A&M 0  
Game 16 (1) Tennessee 12, (12) Kentucky 2

#### SUNDAY, MAY 29

Game 17 (1) Tennessee 8, (7) Florida 5

#### ALL-TOURNAMENT TEAM

P: Chase Dollander, Tennessee  
P: Sean Hamey, Kentucky  
C: Devin Burkes, Kentucky  
DH: Jac Caglianone, Florida  
1B: Jack Moss, Texas A&M  
2B: Daniel Harris IV, Kentucky  
3B: Trey Lipscomb, Tennessee  
SS: Ryan Ritter, Kentucky  
OF: Drew Gilbert, Tennessee  
OF: Wyatt Langford, Florida  
OF: Caden Rose, Alabama

Tournament MVP: Drew Gilbert, Tennessee







# INDIVIDUAL & TEAM RECORDS

## INDIVIDUAL HITTING

### GAMES PLAYED

Season: 67, Heath Kelly (1997); Jamie Kersh (1997)  
 Career: 246, Jay Waggoner (1992-95)

### AT BATS

Game: 9, Trey Gainous at Miss. State (3/22/87);  
 Rock Wilson at Miss. State (3/22/87);  
 Johnny Simmons at Florida (4/22/72);  
 Wayne Hall at Florida (4/22/72)  
 Season: 291, Jay Waggoner (1994)  
 Career: 998, Jay Waggoner (1992-95)

### RUNS

Game: 6, Bryson Ware vs. Alabama A&M (2/24/21)  
 Season: 83, Gabe Gross (2000)  
 Career: 232, Mailon Kent (1998-2001)

### HITS

Game: 6, Tyler Johnstone vs. Elon (2/25/05);  
 Josh Etheredge at S. Carolina (3/9/97);  
 Andy Merchant at Florida (4/22/72)  
 Season: 119, Jay Waggoner (1994)  
 Career: 341, Jay Waggoner (1992-95)

### RUNS BATTED IN

Game: 10, Bob Berry vs. Huntingdon (4/15/82)  
 Season: 103, Todd Faulkner (2000)  
 Career: 269, Josh Etheredge (1995-98)

### SINGLES

Season: 88, Jay Waggoner (1994)  
 Career: 266, Jay Waggoner (1992-95)

### DOUBLES

Inning: 2, Steven Williams vs. Alabama A&M (2/24/21, 4th)  
 Jamie Kersh vs. Mercer (4/15/97, 2nd);  
 Tim Hudson vs. Morehead St. (2/8/97, 5th);  
 Jay Waggoner vs. Troy (3/2/94, 1st)  
 Game: 4, Ken Dempsey vs. Georgia (1971)  
 Season: 27, Todd Faulkner (2000)  
 Career: 71, Todd Faulkner (1998-2001)

### TRIPLES

Game: 2, Jay Gonzalez vs. Alabama State (2/28/12);  
 Dominic Rich vs. UNCC (3/4/00-G. 2);  
 Todd Faulkner vs. Tennessee (4/11/99);  
 Todd O'Donnell at Alabama (4/20/91, G.2);  
 Tony Haney vs. Jacksonville St. (4/10/85);  
 Frank Fryer at Florida (4/2/65)  
 Season: 10, Trey Gainous (1986)  
 Career: 20, Rock Wilson (1984-87)

### HOME RUNS

Inning: 2, last by Cole Foster vs. Southeastern (6/3/22)  
 Game: 3, by several players,  
 last by Cole Foster vs. Southeastern (6/3/22)  
 Season: 23, Hunter Morris (2010)  
 Career: 59, Josh Etheredge (1995-98)

### EXTRA-BASE HITS

Season: 49, Todd Faulkner (2000)  
 Career: 125, Todd Faulkner (1998-2001)

### TOTAL BASES

Game: 14, Cole Foster vs. Southeastern (6/3/22);  
 Tony Caldwell at Kentucky (4/9/11);  
 Bo Jackson at Georgia (4/2/85);  
 Bob Berry vs. Huntingdon (4/3/82)  
 Season: 202, Hunter Morris (2010)  
 Career: 532, Todd Faulkner (1998-2001)

### STOLEN BASES

Game: 3, by 13 players including five times by Mailon Kent,  
 last by Anfernee Grier vs. Southern (2/6/16)  
 Season: 40, Mailon Kent (1999)  
 Career: 90, Mailon Kent (1998-01)

### BASES ON BALLS

Game: 4, by several players,  
 last by Blake Rambusch vs. Florida State (6/4/22)  
 Season: 73, Frank Thomas (1989)  
 Career: 160, Jeff Leatherman (1988-91)

### STRIKEOUTS

Game: 5, Kevin Patterons vs. Charleston Southern (3/17/09);  
 Ross Smith vs. Troy (4/25/07);  
 Russell Whittenburg vs. Arkansas (5/19/94)  
 Season: 79, Edouard Julien (2018)  
 Career: 199, Josh Etheredge (1995-98)

### HIT BY PITCH

Game: 4, Dan Glevenyak at Alabama (4/11/14)  
 Season: 20, Robert Lewis (1994)  
 Career: 34, Damon Haecker (2014-17)

### SACRIFICES

Season: 21, Rob Macrory (1996)  
 Career: 58, Rob Macrory (1994-97)

### SACRIFICE FLIES

Season: 9, Casey Dunn (1998)

### BATTING AVERAGE

Season: .433, Paul Foster (1985)  
 Career: .385, Jimmy Barfield (1963-64)

### SLUGGING PERCENTAGE

Season: .864, Bo Jackson (1985)  
 Career: .722, Frank Thomas (1987-89)

### ON-BASE PERCENTAGE (Since 1984)

Season: .568, Frank Thomas (1989)  
 Career: .527, Frank Thomas (1987-89)

### HOME RUN PERCENTAGE (at bats per HR)

Season: 7.75 (16 in 124 ABs), Kevin Patterson (2010)  
 Career: 10.14 (28 in 284 ABs), Bo Jackson (1983, 85-86)

### MULTI-HOME RUN GAMES (Since 1979)

Season: 5, Brian Fletcher (2010)  
 Career: 9, Brian Fletcher (2008-10)

### MULTI-HIT GAMES (Since 1979)

Season: 38, Jay Waggoner (1994)  
 Career: 101, Jay Waggoner (1992-95)

### MULTI-RBI GAMES (Since 1979)

Season: 29, Tim Hudson (1997)  
 Career: 74, Josh Etheredge (1995-98)

### HITTING STREAK

Season: 31 games, Casey Dunn (2/22[G1]-4/15/97)  
 27 games, Justin Fradejas (3/23-5/7/10)  
 26 games, Scott Pratt (3/21-5/5/98)  
 25 games, Mailon Kent (3/11-4/29/00)  
 23 games, Steve Renfroe (1977)  
 22 games, Anfernee Grier (5/31/15-3/22/16)

## INDIVIDUAL PITCHING

### EARNED RUN AVERAGE

Season: 0.99, Paul Susce (1954)  
 Career: 1.69, Q.V. Lowe (1966-67)

### GAMES PITCHED

Season: 44, John Madden (2005)  
 Career: 108, Colter Bean (1997-2000)

### GAMES STARTED

Season: 24, Ryan Halla (1995)  
 Career: 77, John Powell (1990-94)

### GAMES RELIEVED (Since 1975)

Season: 44, John Madden (2005)  
 Career: 106, Colter Bean (1997-2000)

### WINS

Season: 16, Ryan Halla (1995)  
 Career: 43, John Powell (1990-94)

### LOSSES

Season: 10, Mike Ferry (1990)  
 Career: 20, John Powell (1990-94)

### WINNING PERCENTAGE

Season: 1.000, Lloyd Nix, 6-0 (1959); Jimmy Crysel, 9-0  
 (1964); Terry Leach, 9-0 (1974); Phil Constan, 5-0  
 (1980); Ed Ohman, 7-0 (1988); John Powell, 5-0  
 (1990); Steven Register, 5-0 (2002); Levale Speigner,  
 10-0 (2003); Steven Register, 7-0 (2004); Elliott  
 Anderson, 5-0 (2018)  
 Career (10 or more decisions):  
 .885, Q.V. Lowe, 23-3 (1966-67)  
 Career (20 or more decisions):  
 .885, Q.V. Lowe, 23-3 (1966-67)

### SAVES

Season: 19, Finley Woodward (1995)  
 Career: 29, Finley Woodward (1995-97)

### COMPLETE GAMES

Season: 10, Joe Beckwith (1977); Q.V. Lowe (1967)  
 Career: 20, Joe Beckwith (1974-77)

### SHUTOUTS

Season: 3, Tommy Youngblood (1989); Joe Beckwith (1976)  
 Career: 6, Joe Beckwith (1974-77)

### INNINGS PITCHED

Game: 14.0, Quineth Red Roberts vs. ALA (SEC Playoff, 1958)  
 Season: 146.2, Ryan Halla (1995)  
 Career: 477.0, John Powell (1990-94)

### RUNS ALLOWED

Season: 73, Ward Yerby (1983)  
 Career: 232, Mark Chapman (1984-87)

### EARNED RUNS ALLOWED

Season: 61, Ward Yerby (1983)  
 Career: 185, Mark Chapman (1984-87)

### HITS ALLOWED

Season: 137, Kevin Humphreys (1994)  
 Career: 406, John Powell (1990-94)

**STRIKEOUTS**

Game: 15, Tanner Burns vs. Cincinnati (3/1/19) [9.0 IP]  
Casey Mize vs. Vanderbilt (5/4/18) [9.0 IP]  
Chris Bootcheck vs. W. Virginia (3/6/99) [8.0 IP];  
Tim Hudson vs. Winthrop (2/26/97) [7.0 IP];  
John Powell at Ole Miss (4/29/94) [7.1 IP];  
Mark Chapman vs. Clemson (3/21/86) [9.0 IP]  
Season: 191, John Powell (1993)  
Career: 602, John Powell (1990-94)

**BASES ON BALLS**

Season: 77, Quineth Roberts (1958)

**WILD PITCHES**

Season: 15, Jason Johnson (1993)  
Career: 29, Jon Hebel (1990-93); Scott Tillery (1983-86)

**HIT BATSMEN**

Season: 13, Eric Brandon (2002)

**STRIKEOUTS PER NINE INNINGS**

Season: 14.13 (113 in 72 IP), Gregg Olson (1988)  
Career: 13.06 (104 in 71.2 IP), Blake Burkhalter (2020-22)  
11.89 (255 in 193.0 IP), Tim Hudson (1996-97)  
11.36 (602 in 477.0 IP), John Powell (1990-94)

**HITS PER NINE INNINGS**

Season: 5.40 (51 in 85 IP), Q.V. Lowe (1966)  
Career: 5.87 (139 in 213 IP), Q.V. Lowe (1966-67)

**TEAM HITTING****AT BATS**

Game: 66 at Florida (4/22/72) [20 inn.]  
Season: 2,428 in 1997

**RUNS**

Inning: 16 vs. Troy (3/2/94) [1st]  
Game: 33 vs. Alabama A&M (2/24/21)  
Season: 613 in 1997

**HITS**

Game: 27 vs. Alabama A&M (2/24/21)  
vs. Troy (3/2/94)  
Season: 828 in 1997

**RUNS BATTED IN**

Game: 33 vs. Alabama A&M (2/24/21)  
Season: 577 in 1997

**SINGLES**

Season: 560 in 1997

**DOUBLES**

Season: 165 in 1997, 1998

**TRIPLES**

Season: 26 in 1986

**HOME RUNS**

Season: 131 in 2010

**EXTRA-BASE HITS**

Season: 293 in 2010

**TOTAL BASES**

Season: 1,385 in 2010

**STOLEN BASES**

Season: 116 in 1974

**BASE ON BALLS**

Season: 349 in 1989

**STRIKEOUTS**

Game: 18 vs. South Carolina (3/17/06)  
Season: 566 in 2022

**HIT BY PITCH**

Season: 84 in 2018

**BATTING AVERAGE**

Season: .348 in 2010

**SLUGGING PERCENTAGE**

Season: .591 in 2010

**ON-BASE PERCENTAGE**

Season: .428 in 1998

**TEAM PITCHING****EARNED RUN AVERAGE**

Season: 2.09 in 1967

**SAVES**

Season: 23 in 1995

**COMPLETE GAMES**

Season: 21 in 1967

**SHUTOUTS**

Season: 9 in 1988

**INNINGS PITCHED**

Game: 20.0 at Florida (4/22/72)  
Season: 591.2 in 1997

**STRIKEOUTS**

Game: 25 vs. Arkansas (5/19/94)  
Season: 666 in 2022

**INDIVIDUAL & TEAM RECORDS****MISCELLANEOUS RECORDS**

Games: 67 in 1997  
Wins: 50 in 1997, 1995  
Losses: 34 in 2006, 1983  
Winning Percentage: .794 in 1995 (50-13)  
Consecutive Wins: 17 in 1997  
Consecutive Losses: 10 in 2006  
SEC Wins: 20 in 2010  
SEC Losses: 22 in 2016  
SEC Winning Percentage: .882 in 1967 (15-2)  
Consecutive SEC Wins: 10 in 1987, 1967  
Consecutive SEC Losses: 10 in 2006  
Consecutive Winning Seasons: 23, 1956-77  
Consec. home games without being shutout: 190, 4/18/98-3/19/04  
Consec. non-conference home wins: 41, 2/7/97-4/22/98  
Consecutive one-run victories: 7, 1984  
Consecutive one-run games: 6 (5-1), May 3-12, 2002  
Most one-run wins, season: 12, 1967, 1981  
Most one-run losses, season: 14, 2005  
Most one-run games, season: 21, 1991, 2005







# SINGLE SEASON TOP 10 - HITTING

GAMES PLAYED	G
1. Heath Kelly (1997)	67
Jamie Kersh (1997)	67
3. Ryan Bliss (2019)	66
Judd Ward (2019)	66
Jay Estes (2018)	66
Will Holland (2018)	66
Brendan Venter (2018)	66
8. Kason Howell (2022)	65
Blake Rambusch (2022)	65
Edouard Julien (2019)	65
Steven Williams (2019)	65
Steven Williams (2018)	65
Casey Dunn (1999)	65
Todd Faulkner (1999)	65
Mailon Kent (1999)	65
Dominic Rich (1999)	65
Chad Wandall (1999)	65
Tim Hudson (1997)	65
Rob Macrory (1997)	65
Chad Wandall (1997)	65
Shawn McNally (1994)	65
Brandon Moore (1994)	65
Jay Waggoner (1994)	65

AT BATS	AB
1. Jay Waggoner (1994)	291
2. Casey Dunn (1998)	275
3. Tim Hudson (1997)	273
4. Hunter Morris (2010)	272
Javon Moran (2003)	272
6. Casey Dunn (1999)	269
Mailon Kent (1999)	269
Rob Macrory (1997)	269
Brandon Moore (1994)	269
10. Jay Waggoner (1995)	268

RUNS	R
1. Gabe Gross (2000)	83
2. Scott Pratt (1998)	82
3. Adam Sullivan (1997)	81
4. Mailon Kent (2000)	80
5. Mailon Kent (1999)	79
Josh Etheredge (1997)	79
7. Rob Macrory (1997)	77
8. Dominic Rich (2000)	72
9. Josh Etheredge (1998)	71
Tim Hudson (1997)	71
Rock Wilson (1987)	71

HITS	H
1. Jay Waggoner (1994)	119
2. Tim Hudson (1997)	108
3. Hunter Morris (2010)	105
Todd Faulkner (2000)	105
Scott Pratt (1998)	105
6. Adam Sullivan (1997)	103
7. Gabe Gross (2000)	102
Casey Dunn (1999)	102
Mailon Kent (1999)	102
10. Rob Macrory (1997)	99

RUNS BATTED IN	RBI
1. Todd Faulkner (2000)	103
2. Tim Hudson (1997)	95
3. Josh Etheredge (1998)	90
4. Gabe Gross (2000)	86
Casey Dunn (1999)	86
6. Frank Thomas (1989)	83
7. Josh Etheredge (1997)	82
8. Josh Etheredge (1996)	78
9. Hunter Morris (2010)	76
10. Paul Foster (1985)	74

SINGLES	1B
1. Jay Waggoner (1994)	88
2. Javon Moran (2002)	81
Mailon Kent (1999)	81
4. Adam Sullivan (1997)	80
5. Brandon Moore (1994)	71
Clark Preble (1989)	71
7. Tyler Johnstone (2005)	70
8. Blake Rambusch (2022)	69
Tim Hudson (1997)	69
Rob Macrory (1997)	69

DOUBLES	2B
1. Todd Faulkner (2000)	27
2. Gabe Gross (2000)	26
3. Karl Amonite (2005)	25
Tug Hulett (2003)	25
Tony Haney (1986)	25
6. Rob Macrory (1997)	24
Kevin Chabot (1995)	24
8. Gabe Gross (1999)	23
Jamie Kersh (1999)	23
Jay Waggoner (1995)	23
Jay Waggoner (1994)	23
Chad Wandall (1998)	23

TRIPLES	3B
1. Trey Gainous (1986)	10
2. Javon Moran (2003)	7
Dominic Rich (2000)	7
Adam Sullivan (1996)	7
Jim Pyburn (1954)	7
Rock Wilson (1984)	7
Rock Wilson (1987)	7
8. Clete Thomas (2005)	6
Clete Thomas (2004)	6
Jimmy Barfield (1964)	6
Frank Fryer (1965)	6
Bo Jackson (1985)	6
Scott Pratt (1998)	6

HOME RUNS	HR
1. Hunter Morris (2010)	23
2. Sonny DiChiara (2022)	22
Brian Fletcher (2010)	22
Todd Faulkner (2000)	22
5. Josh Etheredge (1998)	21
Frank Thomas (1987)	21
7. Josh Etheredge (1997)	20
Todd Faulkner (1998)	20
9. Joseph Sanders (2009)	19
Frank Thomas (1989)	19

EXTRA BASE HITS	XBH
1. Todd Faulkner (2000)	49
2. Hunter Morris (2010)	46
3. Doug Gilcrease (1982)	41
Frank Thomas (1989)	41
Josh Etheredge (1998)	41
6. Brian Fletcher (2010)	40
Gabe Gross (2000)	40
8. Tim Hudson (1997)	39
9. Josh Etheredge (1997)	38
Scott Pratt (1998)	38

TOTAL BASES	TB
1. Hunter Morris (2010)	202
2. Todd Faulkner (2000)	198
3. Tim Hudson (1997)	183
4. Brian Fletcher (2010)	175
5. Casey Dunn (1999)	171
Scott Pratt (1998)	171
7. Gabe Gross (2000)	169
8. Josh Etheredge (1998)	168
9. Frank Thomas (1989)	165
10. Jay Waggoner (1994)	161

MULTI-HIT GAMES	G
1. Jay Waggoner (1994)	38
2. Tim Hudson (1997)	35
Brandon Moore (1994)	35
4. Scott Pratt (1998)	33
Rob Macrory (1997)	33
Gabe Gross (2000)	33
7. Tug Hulett (2003)	32
Todd Faulkner (2000)	32
Adam Sullivan (1997)	32
10. Mailon Kent (1999)	31
Javon Moran (2002)	31

MULTI-RBI GAMES	G
1. Tim Hudson (1997)	29
2. Todd Faulkner (2000)	27
3. Josh Etheredge (1998)	26
4. Gabe Gross (2000)	25
5. Brian Fletcher (2010)	23
Casey Dunn (1999)	23
Josh Etheredge (1997)	23
8. Josh Etheredge (1996)	21
Frank Thomas (1989)	21
10. Gabe Gross (1999)	20
Casey Dunn (1998)	20

STOLEN BASES	SB
1. Mailon Kent (1999)	40
2. Scott Pratt (1998)	33
3. Jay Gonzalez (2012)	30
4. Bruce Edwards (2007)	28
Dom Fucci (1978)	28
6. Mailon Kent (2000)	27
7. Javon Moran (2003)	26
Rob Macrory (1997)	26
Curt Cope (1974)	26
Rock Wilson (1987)	26

BASES ON BALLS	BB
1. Frank Thomas (1989)	73
2. Sonny DiChiara (2022)	68
3. Gabe Gross (2000)	59
4. Gabe Gross (2001)	57
Mark Bellhorn (1995)	57
6. Dominic Rich (1999)	55
Dominic Rich (1998)	55
8. Kevin Chabot (1995)	51
Scott Pratt (1998)	51
10. Josh Etheredge (1997)	47
Jeff Leatherman (1991)	47

STRIKEOUTS	K
1. Edouard Julien (2018)	79
2. Kevin Chabot (1995)	77
3. Edouard Julien (2019)	76
Brian Fletcher (2009)	76
5. Rankin Woley (2019)	68
6. Brian Fletcher (2010)	67
7. Nate LaRue (2022)	66
8. Conor Davis (2019)	65
Josh Bell (2004)	65
10. Steven Williams (2019)	64
Luke Jarvis (2018)	64

HIT BY PITCH	HBP
1. Robert Lewis (1994)	20
2. Jeff Powell (1989)	19
3. Trent Mummey (2009)	17
4. Robert Brooks (2007)	16
5. Blake Rambusch (2022)	15
Brendan Venter (2018)	15
Damek Tomscha (2014)	15
8. Kason Howell (2022)	14
Will Holland (2019)	14
Brett Burnham (2001)	14

BATTING AVERAGE	BA
1. Paul Foster (1985)	.433
2. Jim Pyburn (1954)	.432
3. Gabe Gross (2000)	.430
4. Todd Faulkner (2000)	.423
5. Alan Koch (1959)	.419
6. Joey Martin (1971)	.417
7. Larry Nichols (1962)	.412
8. Jay Waggoner (1994)	.409
9. Scott Pratt (1998)	.407
10. Andy Merchant (1969)	.403

SLUGGING PCT	PCT
1. Bo Jackson (1985)	.864
2. Frank Thomas (1989)	.801
3. Todd Faulkner (2000)	.798
4. Trent Mummey (2010)	.797
5. Jim Pyburn (1954)	.784
6. Kevin Patterson (2010)	.782
Doug Gilcrease (1982)	.782
8. Sonny DiChiara (2022)	.777
9. Hunter Morris (2010)	.743
10. Paul Foster (1985)	.741

ON BASE PCT	OBP
1. Frank Thomas (1989)	.568
2. Sonny DiChiara (2022)	.549
3. Gabe Gross (2000)	.536
4. Frank Thomas (1988)	.509
5. Scott Pratt (1998)	.503
6. Todd Faulkner (2000)	.502
7. Bo Jackson (1985)	.500
8. Tim Edge (1990)	.498
9. Adam Sullivan (1997)	.482
10. Jeff Leatherman (1991)	.476



CAREER TOP 10 - HITTING

AT BATS AB
1. Jay Waggoner (1992-95) 998
2. Brandon Moore (1991-94) 917
3. Casey Dunn (1996-99) 905
4. Chad Wandall (1996-99) 901
5. Maillon Kent (1998-01) 879
6. Todd Faulkner (1998-01) 868
7. Jamie Kersh (1996-99) 838
8. Rock Wilson (1984-87) 801
9. Javon Moran (2001-03) 793
10. Jordan Ebert (2013-16) 784

GAMES PLAYED GP
1. Jay Waggoner (1992-95) 246
2. Chad Wandall (1996-99) 245
3. Brandon Moore (1991-94) 242
4. Maillon Kent (1998-01) 232
5. Casey Dunn (1996-99) 231
6. Mike Killimett (1991-94) 230
7. Jamie Kersh (1996-99) 228
8. Jeff Leatherman (1988-91) 227
9. Josh Etheredge (1995-98) 222
10. Andrew Albrecht (1988-91) 221

RUINS R
1. Maillon Kent (1998-01) 232
2. Jay Waggoner (1992-95) 208
3. Dominic Rich (1998-00) 207
4. Josh Etheredge (1995-98) 207
5. Rock Wilson (1984-87) 201
6. Todd Faulkner (1998-01) 197
7. Casey Dunn (1996-99) 197
8. Chad Wandall (1996-99) 194
9. Rob Macrory (1994-97) 194
10. Gabe Gross (1999-01) 184

HITS H
1. Jay Waggoner (1992-95) 341
2. Maillon Kent (1998-01) 309
3. Casey Dunn (1996-99) 307
4. Brandon Moore (1991-94) 304
5. Todd Faulkner (1998-01) 303
6. Chad Wandall (1996-99) 280
7. Javon Moran (2001-03) 267
8. Jamie Kersh (1996-99) 261
9. Gabe Gross (1999-01) 259
10. Rock Wilson (1984-87) 258

RUINS BATTED IN RBI
1. Josh Etheredge (1995-98) 269
2. Todd Faulkner (1998-01) 255
3. Casey Dunn (1996-99) 232
4. Gabe Gross (1999-01) 218
5. Frank Thomas (1987-89) 205
6. Jamie Kersh (1996-99) 197
7. Paul Foster (1983-86) 173
8. Brian Fletcher (2008-10) 171
9. Kevin Chabot (1993-95) 171
10. Maillon Kent (1998-01) 170
Chad Wandall (1996-99) 170

SINGLES 1B
1. Jay Waggoner (1992-95) 266
2. Brandon Moore (1990-94) 245
3. Maillon Kent (1998-01) 232
4. Casey Dunn (1996-99) 212
5. Jordan Ebert (2013-16) 207
6. Javon Moran (2001-03) 203
7. Chad Wandall (1996-99) 193
8. Jeff Leatherman (1988-91) 192
9. Rob Macrory (1994-97) 190
Rock Wilson (1984-87) 190

DOUBLES 2B
1. Todd Faulkner (1998-01) 71
2. Gabe Gross (1999-00) 68
3. Chad Wandall (1996-99) 61
4. Casey Dunn (1996-99) 60
Tony Haney (1985-88) 60
6. Bobby Huddleston (2000-03) 56
Maillon Kent (1998-01) 56
8. Jamie Kersh (1996-99) 55
Josh Etheredge (1995-98) 55
Jay Waggoner (1992-95) 55

TRIPLES 3B
1. Rock Wilson (1984-87) 20
2. Clete Thomas (2003-05) 16
3. Trey Gainous (1985-87) 15
4. Javon Moran (2001-03) 13
Andrew Albrecht (1988-91) 13
6. Dominic Rich (1998-00) 12
7. Jay Waggoner (1992-95) 10
Mark Hatchett (1972-75) 10
9. Adam Sullivan (1996-97) 9
Jimmy Barfield (1963-64) 9
Chris Christopher (1991-93) 9
Jim Pyburn (1953-55) 9
Johnny Tutt (1980-81) 9

HOME RUNS HR
1. Josh Etheredge (1995-98) 59
2. Todd Faulkner (1998-01) 50
3. Brian Fletcher (2008-10) 49
Frank Thomas (1987-89) 49
5. Hunter Morris (2008-10) 46
6. Trent Mummey (2008-10) 36
7. Steven Williams (2018-21) 36
Kevin Chabot (1993-95) 36
9. Kevin Patterson (2008-11) 35
Mike Bianucci (2006-08) 35
Gabe Gross (1999-01) 35
Paul Foster (1983-86) 35

EXTRA-BASE HITS EBH
1. Todd Faulkner (1998-01) 125
2. Josh Etheredge (1995-98) 119
3. Gabe Gross (1999-01) 108
4. Frank Thomas (1987-89) 104
5. Brian Fletcher (2008-10) 98
6. Casey Dunn (1996-99) 95
7. Hunter Morris (2008-10) 93
8. Jamie Kersh (1996-99) 92
9. Chad Wandall (1996-99) 87
10. Kevin Chabot (1993-96) 85

TOTAL BASES TB
1. Todd Faulkner (1998-01) 532
2. Josh Etheredge (1995-98) 490
3. Casey Dunn (1996-99) 470
4. Jay Waggoner (1992-95) 446
5. Gabe Gross (1999-01) 442
6. Frank Thomas (1987-89) 434
7. Hunter Morris (2008-10) 426
8. Maillon Kent (1998-01) 421
9. Jamie Kersh (1996-99) 420
10. Chad Wandall (1996-99) 414

MULTI-HR GAMES G
1. Brian Fletcher (2008-10) 9
2. Josh Etheredge (1995-98) 8
Frank Thomas (1987-89) 8
4. Hunter Morris (2008-10) 5
5. Trent Mummey (2008-10) 4
Josh Bell (2003-05) 4
Tim Lemons (1984-85) 4
Bob Berry (1981-83) 4
9. Eight tied at 3

MULTI-HIT GAMES G
1. Jay Waggoner (1992-95) 101
2. Maillon Kent (1998-01) 93
3. Todd Faulkner (1998-01) 92
4. Brandon Moore (1991-94) 89
5. Casey Dunn (1996-99) 87
6. Rob Macrory (1994-97) 86
7. Javon Moran (2001-03) 85
8. Gabe Gross (1999-01) 80
9. Chad Wandall (1996-99) 80
10. Dominic Rich (1998-00) 77

MULTI-RBI GAMES G
1. Josh Etheredge (1995-98) 74
2. Todd Faulkner (1998-01) 68
3. Casey Dunn (1996-99) 66
4. Gabe Gross (1999-01) 63
5. Jamie Kersh (1996-99) 51
6. Frank Thomas (1987-89) 49
7. Kevin Chabot (1993-95) 47
8. Brian Fletcher (2008-10) 46
9. Five tied at 42

STOLEN BASES SB
1. Maillon Kent (1998-01) 90
2. Curt Cope (1973-76) 79
3. Dom Fucci (1976-79) 69
4. Javon Moran (2001-03) 68
5. Clete Thomas (2003-05) 58
6. Bruce Edwards (2004-07) 57
7. Rob Macrory (1994-97) 55
8. Mickey Miller (1973-76) 52
9. Dominic Rich (1998-00) 47
10. Ryan Tella (2012-14) 44
Trey Gainous (1985-87) 44

BASE ON BALLS BB
1. Jeff Leatherman (1988-91) 160
2. Frank Thomas (1987-89) 153
3. Gabe Gross (1999-01) 145
4. Kevin Chabot (1993-95) 142
5. Dominic Rich (1998-00) 141
6. Rock Wilson (1984-87) 134
Josh Etheredge (1995-98) 134
8. Jay Waggoner (1992-95) 127
9. Mark Bellhorn (1993-95) 121
10. Steven Williams (2018-21) 120

STRIKEOUTS K
1. Kevin Chabot (1993-96) 206
2. Brian Fletcher (2008-10) 196
3. Josh Etheredge (1995-98) 199
4. Kevin Patterson (2008-11) 192
5. Jamie Kersh (1996-99) 181
6. Steven Williams (2018-21) 173
7. Chad Wandall (1996-99) 165
8. Scott Schade (2001-03) 158
9. Daniel Robert (2014-17) 158
10. Edouard Julien (2018-19) 155

HIT BY PITCH HBP
1. Damon Haecker (2014-17) 34
2. Will Holland (2017-19) 31
3. Trent Mummey (2008-10) 29
4. Tony Caldwell (2008-11) 27
Brett Burnham (2000-01) 27
Josh Etheredge (1995-97) 27
7. Brian Fletcher (2008-10) 26
Jeff Powell (1989-90) 26
10. Dan Glevenyak (2012-14) 24
Jonathan Schuerholz (2000-02) 24
Rob Macrory (1994-97) 24

BATTING AVERAGE BA
1. Jimmy Barfield (1963-64) .385
2. Frank Thomas (1987-89) .382
3. Tim Hudson (1996-97) .379
4. Gabe Gross (1999-01) .375
5. Andy Merchant (1969-72) .363
6. Jim Pyburn (1953-55) .360
7. Adam Sullivan (1996-97) .359
8. Jay Waggoner (1993-95) .355
9. Frank Fryer (1964-66) .353
10. Maillon Kent (1998-01) .352
Paul Foster (1983-86) .352

SLUGGING PCT. PCT
1. Frank Thomas (1987-89) .722
2. Bo Jackson (1983, '85-86) .715
3. Tim Hudson (1996-97) .660
4. Brian Fletcher (2008-10) .649
5. Gabe Gross (1999-01) .641
6. Hunter Morris (2008-10) .628
7. Jimmy Barfield (1963-64) .626
8. Josh Etheredge (1995-98) .635
9. Karl Amonite (2003-05) .616
10. Mike Bianucci (2006-08) .613
Todd Faulkner (1998-01) .613

ON BASE PCT. OBP
1. Frank Thomas (1987-89) .514
2. Gabe Gross (1999-01) .480
3. Bo Jackson (1983, '85-86) .466
4. Mark Bellhorn (1993-95) .457
5. Garrett Cooper (2012-13) .452
6. Karl Amonite (2003-05) .449
7. Adam Sullivan (1996-97) .446
8. Dan Gamache (2009-11) .438
9. Dominic Rich (1998-00) .435
10. Josh Etheredge (1995-98) .434







# SINGLE-SEASON TOP 10 - PITCHING

<b>GAMES PITCHED</b>		<b>G</b>
1. John Madden (2005)	44	
2. Gregg Olson (1987)	42	
3. Gregg Olson (1988)	36	
4. Jared Shore (2005)	35	
5. Colter Bean (1999)	34	
6. Steven Register (2003)	33	
Brandon Mayfield (2000)	33	
Finley Woodward (1995)	33	
Ryan Halla (1994)	33	
10. Michael Nix (2005)	32	
Cory Dueitt (2003)	32	

<b>EARNED RUN AVERAGE</b>		<b>ERA</b>
1. Paul Susce (1954)	0.99	
2. George Simmons (1968)	1.26	
3. Gregg Olson (1987)	1.26	
4. Terry Leach (1974)	1.31	
5. Beal Lazenby (1969)	1.43	
6. Jimmy Crysel (1964)	1.46	
7. Tom McClendon (1953)	1.48	
8. Herbie Pearce (1954)	1.49	
9. Quineth Roberts (1958)	1.56	
10. Jim Blausler (1967)	1.56	

<b>GAMES STARTED (since 1975)</b>		<b>GS</b>
1. Ryan Halla (1995)	24	
2. John Powell (1993)	23	
3. Brent Schoening (1999)	21	
Chris Bootcheck (1999)	21	
Kevin Humphreys (1994)	21	
Mark Chapman (1987)	21	
7. Chris Bootcheck (2000)	19	
Bryan Hebson (1997)	19	
9. Seven tied at	18	

<b>GAMES RELIEVED (since 1975)</b>		<b>GR</b>
1. John Madden (2005)	44	
2. Gregg Olson (1987)	42	
3. Gregg Olson (1988)	35	
4. Colter Bean (1999)	34	
5. Steven Register (2003)	33	
Brandon Mayfield (2000)	33	
Finley Woodward (1995)	33	
8. Michael Nix (2005)	32	
9. Calvin Coker (2017)	31	
Bryan Woodall (2008)	31	

<b>WINS</b>		
1. Ryan Halla (1995)	16	
2. Tim Hudson (1997)	15	
Q. V. Lowe (1967)	15	
John Powell (1993)	15	
5. Tommy Youngblood (1989)	14	
6. Brent Schoening (1999)	13	
Hayden Gliemmo (1999)	13	
Hayden Gliemmo (1998)	13	
Kevin Humphreys (1994)	13	
10. Chris Morrison (1995)	12	

<b>LOSSES</b>		<b>L</b>
1. Mike Ferry (1990)	10	
2. Evan Crawford (2006)	8	
Jon Hebel (1992)	8	
Ward Yerby (1983)	8	
5. Derek Varnadore (2012)	7	
Chris Dennis (2006)	7	
Hayden Gliemmo (1999)	7	
John Powell (1992)	7	
Phil Deriso (1981)	7	
Phil Deriso (1980)	7	
Jack Van Yperen (1972)	7	

<b>WINNING PERCENTAGE</b>		<b>PCT</b>	<b>(W-L)</b>
1. Levale Speigner (2003)	1.000	(10-0)	
Jimmy Crysel (1964)	1.000	(9-0)	
Terry Leach (1974)	1.000	(9-0)	
Steven Register (2004)	1.000	(7-0)	
Ed Ohman (1988)	1.000	(7-0)	
Lloyd Nix (1959)	1.000	(6-0)	
Elliott Anderson (2018)	1.000	(5-0)	
Steven Register (2002)	1.000	(5-0)	
Phil Constan (1980)	1.000	(5-0)	
John Powell (1990)	1.000	(5-0)	
11. Q. V. Lowe (1967)	.938	(15-1)	
12. Brent Schoening (1999)	.928	(13-1)	
13. Gregg Olson (1987)	.917	(11-1)	

<b>SAVES</b>		<b>SV</b>
1. Finley Woodward (1995)	19	
2. Blake Burkhalter (2022)	16	
Steven Register (2003)	16	
4. Michael Nix (2005)	13	
5. Cody Greenhill (2019)	12	
Austin Hubbard (2009)	12	
7. Bryan Woodall (2008)	11	
8. Terrance Dedrick (2013)	10	
Austin Hubbard (2010)	10	
Gregg Olson (1988)	10	
Gregg Olson (1987)	10	

<b>COMPLETE GAMES</b>		<b>CG</b>
1. Joe Beckwith (1977)	10	
Q. V. Lowe (1967)	10	
3. Bill Letchworth (1951)	9	
4. John Powell (1993)	7	
John Powell (1992)	7	
Ward Yerby (1983)	7	
Jim Blausler (1967)	7	
8. Mark Chapman (1987)	6	
Mark Chapman (1986)	6	
Robert Hudson (1977)	6	
Robert Hudson (1976)	6	
Terry Leach (1976)	6	
Davis May (1975)	6	

<b>INNINGS PITCHED</b>		<b>IP</b>
1. Ryan Halla (1995)	146.2	
2. Kevin Humphreys (1994)	142.2	
3. John Powell (1993)	141.0	
4. Brent Schoening (1999)	138.1	
5. Q.V. Lowe (1967)	128.0	
6. Chris Bootcheck (1999)	127.2	
7. Hayden Gliemmo (1999)	123.1	
8. Chris Bootcheck (2000)	122.0	
9. Scott Renner (1989)	120.0	
10. Tim Hudson (1997)	118.1	
Hayden Gliemmo (1998)	118.1	

<b>STRIKEOUTS</b>		<b>K</b>
1. John Powell (1993)	191	
2. Tim Hudson (1997)	165	
3. Casey Mize (2018)	156	
4. Brent Schoening (1999)	151	
5. Ryan Halla (1995)	148	
6. John Powell (1994)	130	
7. Chris Bootcheck (1999)	125	
8. Q.V. Lowe (1967)	123	
9. Bryan Hebson (1997)	121	
John Powell (1991)	121	
10. John Powell (1992)	120	



## CAREER TOP 10 - PITCHING/DEFENSE

GAMES PITCHED	GP
1. Colter Bean (1997-00)	108
2. Cory Dueitt (2001-04)	107
3. Gregg Olson (1986-88)	97
4. John Powell (1990-94)	96
5. Ryan Halla (1993-96)	89
6. Levale Speigner (2000-03)	87
Mark Fuller (1989-92)	87
8. Finley Woodward (1995-97)	85
9. Mark Shifflett (1978-81)	84
10. Mike Ferry (1988-90)	77

EARNED RUN AVERAGE	FRA
1. Q.V. Lowe (1966-67)	1.69
2. Joe Overton (1962-63)	1.77
3. Joe Beckwith (1974-77)	1.92
4. Tommy Smith (1967-68)	2.07
5. Monti Sharpe (1964-65)	2.25
6. Keegan Thompson (2014-15, '17)	2.46
Rick Eisenacher (1969-71)	2.46
8. Jim Blausner (1966-67)	2.52
9. Terry Leach (1973-76)	2.53
10. Cody Greenhill (2018-pres)	2.59
John Powell (1993-94)	2.59

GAMES STARTED (since 1975)	GS
1. John Powell (1990-94)	77
2. Hayden Gliemmo (1998-00)	63
Mark Chapman (1984-87)	63
4. Ryan Halla (1993-96)	58
5. Arnold Hughey (2002-05)	55
6. Brent Schoening (1997-99)	52
7. Levale Speigner (2000-03)	51
8. Colby Paxton (2001-04)	49
Chris Bootcheck (1998-00)	49
10. Bryan Hebson (1995-97)	44

GAMES RELIEVED (since 1975)	GR
1. Colter Bean (1997-00)	106
2. Cory Dueitt (2001-04)	89
3. Gregg Olson (1986-88)	82
4. John Madden (2004-05)	73
5. Finley Woodward (1995-97)	69
6. Bradley Hendrix (2008-11)	68
Steven Register (2002-04)	68
8. Mike Ferry (1989-90)	67
9. Elliott Anderson (2017-19)	65
10. Jason LeBoeuf (1992-95)	64

WINS	W
1. John Powell (1990-94)	43
2. Ryan Halla (1993-96)	39
3. Hayden Gliemmo (1998-01)	37
4. Joe Beckwith (1974-77)	31
5. Brent Schoening (1997-99)	29
6. Levale Speigner (2000-03)	28
7. Mark Shifflett (1978-81)	27
Mark Chapman (1984-87)	26
9. Chris Bootcheck (1998-00)	25
Bryan Hebson (1995-97)	25
Gregg Olson (1986-88)	25

LOSSES	L
1. John Powell (1990-94)	20
2. Phil Deriso (1978-81)	19
3. Arnold Hughey (2002-05)	17
Jack Van Yperen (1971-73)	17
Mark Shifflett (1978-81)	17
Mark Chapman (1984-87)	17
7. Jon Luke Jacobs (2009-12)	16
Ryan Halla (1993-96)	16
Jon Hebel (1990-93)	16
Bill Latham (1978-81)	16

WINNING PCT (10+ Dec.)	PCT	(W-L)
1. Q.V. Lowe (1966-67)	885	(23-3)
2. Elliott Anderson (2017-19)	867	(13-2)
3. Chris Morrison (1994-95)	840	(21-4)
4. Steven Register (2002-04)	833	(15-3)
5. Joe Overton (1962-63)	824	(14-3)
6. Jerry Lewter (1963-65)	818	(9-2)
7. Tim Hudson (1996-97)	800	(20-5)
Jimmy Crysel (1963-65)	800	(12-3)
9. Kevin Humphreys (1994-95)	786	(22-6)
10. Gregg Olson (1986-88)	781	(25-7)

WINNING PCT (20+ Dec.)	PCT	(W-L)
1. Q.V. Lowe (1966-67)	885	(23-3)
2. Chris Morrison (1994-95)	840	(21-4)
3. Tim Hudson (1996-97)	800	(20-5)
4. Kevin Humphreys (1994-95)	786	(22-6)
5. Gregg Olson (1986-88)	781	(25-7)
6. Hayden Gliemmo (1998-01)	775	(37-12)
6. Brent Schoening (1997-99)	763	(29-9)
7. Tommy Youngblood (1987-90)	739	(17-6)
9. Chris Bootcheck (1998-00)	714	(25-10)
10. Ryan Halla (1993-96)	709	(39-16)

SAVES	S
1. Finley Woodward (1995-97)	29
2. Steven Register (2002-04)	25
3. Austin Hubbard (2007-10)	22
4. Cody Greenhill (2018-21)	20
Colter Bean (1997-00)	20
Gregg Olson (1986-88)	20
7. Blake Burkhalter (2020-22)	16
8. Terrance Dedrick (2013-14)	14
9. Michael Nix (2004-05)	13
Mike Ferry (1988-90)	13

COMPLETE GAMES	CG
1. Joe Beckwith (1974-77)	20
2. John Powell (1990-94)	18
3. Mark Chapman (1984-87)	17
4. Robert Hudson (1975-77)	14
5. Terry Leach (1973-76)	13
6. Q.V. Lowe (1966-67)	10
7. Ward Yerby (1982-83)	9
8. Phil Deriso (1978-81)	8
9. Stacy Jones (1986-88)	7
Bill Latham (1978-81)	7
Jim Blausner (1966-67)	7

INNINGS PITCHED	IP
1. John Powell (1990-94)	477.0
2. Ryan Halla (1993-96)	400.0
3. Levale Speigner (2000-03)	369.2
4. Hayden Gliemmo (1998-01)	359.0
5. Arnold Hughey (2002-05)	345.1
6. Mark Chapman (1984-87)	343.1
7. Joe Beckwith (1974-77)	338.0
8. Brent Schoening (1997-99)	325.0
9. Chris Bootcheck (1998-00)	304.1
10. Mark Fuller (1989-92)	288.2

STRIKEOUTS	K
1. John Powell (1990-94)	602
2. Ryan Halla (1993-96)	392
3. Brent Schoening (1997-99)	327
4. Casey Mize (2016-18)	324
5. Hayden Gliemmo (1998-01)	290
6. Arnold Hughey (2002-05)	272
7. Gregg Olson (1986-88)	271
8. Chris Bootcheck (1998-00)	270
9. Tim Hudson (1996-97)	255
10. Bryan Hebson (1995-97)	251

CAUGHT STEALING BY	CS
1. Tony Caldwell (2008-11)	59
2. Casey Dunn (1996-99)	57
3. Blake Austin (2011-2014)	48
4. Josh Bell (2003-05)	39
5. Bobby Huddleston (2000-03)	35
6. Blake Logan (2014-17)	33
7. Josh Donaldson (2005-07)	29
Trent Pratt (2001-02)	29
9. Ryan Jenkins (2006-10)	28
10. Kirby Clark (1995-96)	26





TEAM TOP 10

TEAM BATTING

**GAMES**

- 67 (1997)
- 66 (2019)  
66 (2018)
- 65 (2022)  
65 (1999)  
65 (1994)
- 64 (2010)
- 64 (1989)  
64 (1998)
- 63 (2017)  
63 (2003)  
63 (1995)  
63 (1993)

**AT BATS**

- 2,428 (1997)
- 2,344 (2010)
- 2,327 (1994)
- 2,324 (1998)
- 2,323 (1999)
- 2,281 (2019)
- 2,251 (2022)
- 2,244 (2003)
- 2,223 (2018)
- 2,174 (1995)

**RUNS**

- 613 (1997)
- 595 (1998)
- 584 (2010)
- 558 (2000)
- 546 (1999)
- 503 (1994)
- 480 (1995)
- 467 (2018)
- 464 (1989)
- 455 (2022)

**HITS**

- 828 (1997)
- 816 (2010)
- 789 (1998)
- 769 (1999)
- 744 (1994)
- 702 (2000)
- 687 (2003)
- 679 (1993)
- 673 (1995)
- 659 (1989)

**RBI**

- 577 (1997)
- 549 (2010)
- 541 (1998)
- 507 (2000)
- 495 (1999)
- 444 (1994)
- 435 (1995)
- 423 (2022)  
423 (2018)
- 414 (1989)

**SINGLES**

- 560 (1997)
- 548 (1994)
- 542 (1999)
- 523 (2010)
- 518 (1998)
- 511 (1993)
- 498 (2018)
- 488 (1989)
- 480 (2000)
- 477 (2003)
- 463 (2002)

**DOUBLES**

- 165 (1997)  
165 (1998)
- 157 (1999)
- 152 (1995)
- 148 (2010)
- 144 (2000)
- 139 (2003)
- 135 (2008)
- 133 (1994)
- 128 (2002)

**TRIPLES**

- 26 (1986)
- 23 (1980)
- 22 (1985)
- 21 (2003)  
21 (1994)
- 20 (1999)
- 19 (2012)  
19 (1996)  
19 (1998)
- 18 (2015)  
18 (1997)  
18 (1964)

**HOME RUNS**

- 131 (2010)
- 103 (2009)
- 87 (1998)
- 86 (2021)
- 85 (1997)
- 74 (2022)
- 73 (2018)
- 72 (1985)
- 63 (2000)
- 61 (1983)

**EXTRA-BASE HITS**

- 293 (2010)
- 271 (1998)
- 268 (1997)
- 227 (1999)
- 222 (2000)
- 219 (1995)
- 218 (2009)
- 210 (2022)  
210 (2003)
- 208 (2008)

**TOTAL BASES**

- 1,385 (2010)
- 1,284 (1997)
- 1,253 (1998)
- 1,116 (1999)
- 1,065 (2000)
- 1,050 (2018)
- 1,045 (1994)
- 1,018 (2003)
- 1,009 (1995)
- 1,005 (2022)

**STOLEN BASES**

- 116 (1974)
- 113 (2012)
- 105 (2007)
- 101 (1971)
- 97 (2000)
- 90 (1978)
- 84 (2001)
- 83 (1999)
- 80 (2014)
- 76 (2005)  
76 (1998)

**BASE ON BALLS**

- 349 (1989)
- 346 (1998)
- 340 (2000)
- 320 (1995)
- 309 (2018)
- 308 (1994)
- 304 (2022)
- 288 (2001)
- 280 (2019)  
280 (2017)

**STRIKEOUTS**

- 566 (2022)
- 553 (2019)
- 501 (2018)
- 484 (2009)
- 465 (2010)
- 445 (2017)
- 433 (2021)
- 416 (2016)  
416 (2005)  
416 (2004)

**HIT BY PITCH**

- 84 (2018)
- 80 (2022)
- 76 (2014)
- 73 (2010)
- 70 (1997)
- 65 (2007)  
65 (2000)
- 64 (1989)
- 63 (2009)
- 62 (2016)

**BATTING AVG.**

- .348 (2010)
- .341 (1997)
- .340 (1998)
- .331 (1999)
- .325 (1964)
- .324 (2000)
- .323 (1985)
- .320 (1994)
- .316 (1982)
- .315 (1993)

**SLUGGING PCT.**

- .591 (2010)
- .539 (1998)
- .529 (1997)
- .516 (2009)
- .514 (1985)
- .495 (1982)
- .491 (2000)
- .487 (2021)
- .480 (1999)
- .476 (1978)

**ON-BASE PCT.**

- .428 (1998)
- .425 (2000)
- .423 (2010)
- .419 (1997)
- .417 (1999)  
.417 (1989)
- .410 (1994)
- .407 (1995)
- .399 (1988)
- .397 (1987)  
.397 (1985)

TEAM PITCHING

**ERA**

- 2.09 (1967)
- 2.19 (1964)
- 2.19 (1954)
- 2.32 (1976)
- 2.48 (1958)
- 2.49 (1969)
- 2.50 (1962)
- 2.54 (1968)
- 3.13 (1975)  
3.13 (1988)

**WINS**

- 50 (1997)  
50 (1995)
- 46 (1999)  
46 (1998)
- 44 (1994)  
44 (1989)
- 43 (2022)  
43 (2018)  
43 (2010)
- 42 (2003)  
42 (1987)

**LOSSES**

- 34 (2006)  
34 (1983)
- 33 (2016)
- 29 (2011)
- 28 (2019)  
28 (2014)  
28 (2012)  
28 (2008)
- 27 (2021)
- 26 (2017)  
26 (2015)  
26 (2005)  
26 (2002)  
26 (1981)

**SAVES**

- 23 (1995)
- 21 (2005)  
21 (2003)
- 20 (2022)
- 18 (2015)  
18 (2013)  
18 (1997)
- 17 (2018)
- 16 (2019)  
16 (2010)

**WINNING PCT.**

- .794 (1995)
- .773 (1954)
- .762 (1967)
- .750 (1964)
- .746 (1997)
- .719 (1998)
- .712 (1976)
- .709 (1988)
- .708 (1999)
- .705 (1974)

**SHUTOUTS**

- 9 (1988)
- 8 (2015)  
8 (1989)  
8 (1976)
- 7 (2019)  
7 (2017)  
7 (1967)
- 5 (2018)  
5 (2014)  
5 (1992)  
5 (1990)  
5 (1974)

**INNINGS PITCHED**

- 598.1 (2019)
- 591.2 (1997)
- 579.0 (2022)  
579.0 (2018)
- 572.1 (2010)
- 570.0 (1999)  
570.0 (1994)
- 565.1 (1995)
- 562.0 (2017)
- 561.2 (1998)

**STRIKEOUTS**

- 666 (2022)
- 629 (1997)
- 595 (2018)
- 568 (2019)
- 558 (1993)
- 554 (1999)
- 512 (1994)
- 489 (1996)
- 485 (2017)
- 484 (2010)

**COMPLETE GAMES**

- 21 (1967)
- 19 (1977)
- 18 (1976)
- 16 (1975)
- 13 (1985)  
13 (1981)
- 11 (1992)  
11 (1989)  
11 (1983)
- 9 (1993)  
9 (1986)



## YEAR-BY-YEAR TEAM HITTING

Year	G	AVG	SLG	OBP	AB	R	H	2B	3B	HR	RBI	SB	SBA	BB	SO	HBP	SAC	SF
1949	19	.277			590	74	134	20	8	4	52	22		12			12	
1950	25	.294			878	150	258	32	8	3	121	64		116			21	
1951	25	.295			916	212	270	40	12	16	163							
1952	26	.256			927	187	237	36	12	8	149	27		167	171			
1953	21	.234			697	114	163	21	9	10	88							
1954	22	.281			740	154	208	32	14	11	150							
1955	25	.288			890	172	256	42	7	9	153							
1956	23	.270			756	165	204	25	12	12	141	54						
1957	26	.294			889	176	261	29	13	10	154	24						
1958	27	.274			951	198	261	42	13	15	174	40						
1959	27	.271			929	155	252	38	8	4	130	44						
1960	23	.268			817	159	219	32	9	12	126	28						
1961	25	.289			863	190	249	37	13	22	176	14		151				
1962	22	.268			758	146	203	32	8	17	142	1		129				
1963	25	.268			822	156	220	36	16	8	130	55						
1964	28	.307			933	174	286	42	19	8	134	56						
1965	20	.280			656	129	184	33	17	10	104	35						
1966	23	.271			790	117	214	27	9	21	107	24						
1967	42	.289			1279	219	369	47	12	32	198	36		146				
1968	34	.291			1091	182	318	44	9	19	150	18						
1969	37	.278			1178	189	328	49	10	8	160	65						
1970																		
1971	39	.303			1225	242	371	67	8	32	223	101						
1972	35	.268			1128	185	302	44	14	18	159	58						
1973	39	.248			1221	185	303	45	15	9	166	78						
1974	44	.274			1332	252	365	58	15	14	201	116		241	186		17	20
1975	45	.261			1378	231	360	77	6	21	210	56		204	263		18	25
1976	52	.283			1506	286	426	66	8	28	251	75		236	246		40	16
1977	46	.284			1395	285	396	71	12	34	251	78		239	300		30	16
1978	54	.293			1707	372	501	109	16	57	298	90		238	324	25	29	24
1979	42	.275			1238	245	341	58	11	33	201	67		216	231	19	40	18
1980	51	.248			1542	237	382	60	23	20	189	69		231	327	23	58	20
1981	53	.273			1691	292	461	80	8	49	248	46		203	278	14	28	13
1982	48	.316			1569	348	496	93	8	57	307	29		222	222	18	23	18
1983	50	.262	.436		1597	315	418	81	7	61	268	33	54	277	314	21	30	
1984	51	.270	.439		1611	313	435	75	10	60	275	49	63	231	312	23	28	12
1985	52	.323	.514		1796	404	580	83	22	72	372	23	33	213	287	21	10	20
1986	55	.291	.431		1821	364	530	75	26	42	322	28	34	276	294	22	17	17
1987	59	.306	.469	.397	1931	412	590	123	15	54	365	59	74	271	304	31	16	15
1988	55	.308	.415	.399	1785	373	549	96	15	27	332	21	33	258	275	31	10	24
1989	64	.309	.433	.413	2132	464	659	116	16	39	414	32	42	349	275	64	24	24
1990	58	.291	.409	.382	1880	372	548	99	14	31	323	21	38	253	246	37	20	23
1991	59	.299	.444	.390	1985	411	593	110	11	52	381	25	41	271	274	39	24	20
1992	55	.281	.352	.370	1812	258	510	70	12	11	225	34	50	238	294	31	28	17
1993	63	.315	.435	.396	2158	426	679	116	13	39	385	59	83	255	348	34	37	18
1994	65	.320	.449	.410	2327	503	744	133	21	42	444	64	85	308	379	48	52	26
1995	63	.310	.464	.407	2174	480	673	152	17	50	435	48	76	320	399	38	55	27
1996	56	.287	.428	.373	1951	374	559	115	19	41	345	67	78	222	330	48	51	16
1997	67	.341	.529	.419	2428	613	828	165	18	85	577	67	82	278	382	70	49	30
1998	64	.340	.539	.428	2324	595	789	165	19	87	541	76	95	346	408	43	26	37
1999	65	.331	.480	.417	2323	546	769	157	20	50	495	83	93	324	368	48	45	40
2000	61	.324	.491	.425	2169	558	702	144	15	63	507	97	118	340	314	65	44	30
2001	58	.291	.417	.393	1981	406	576	118	14	35	365	84	102	288	320	60	43	25
2002	60	.302	.427	.373	2116	399	639	128	7	41	358	56	66	215	356	41	43	25
2003	63	.306	.454	.374	2244	399	687	138	21	50	374	50	67	212	409	43	34	21
2004	56	.279	.398	.358	1935	318	540	105	16	31	291	39	50	218	416	33	39	22
2005	60	.293	.434	.377	2069	356	607	118	17	46	326	76	96	243	416	49	19	25
2006	56	.276	.389	.351	1945	283	536	104	6	35	255	41	55	174	397	61	31	15
2007	56	.295	.411	.382	1978	395	583	104	6	38	350	105	127	234	394	65	37	29
2008	56	.301	.475	.383	1949	387	586	135	15	58	346	74	106	228	386	51	30	30
2009	56	.286	.516	.381	1906	391	546	102	13	103	371	40	55	239	484	63	32	20
2010	64	.348	.591	.423	2344	584	816	148	14	131	549	61	94	261	465	73	58	38
2011	58	.296	.421	.380	2013	335	596	120	7	39	311	44	71	228	399	60	45	24
2012	59	.304	.432	.386	2005	351	610	113	19	35	311	113	151	232	372	52	60	27
2013	56	.275	.385	.359	1848	272	508	101	5	31	246	33	55	214	353	40	35	23
2014	56	.270	.340	.360	1838	235	497	65	9	15	212	80	119	192	298	76	51	19
2015	62	.273	.371	.359	2029	301	553	109	18	18	272	62	100	232	412	57	45	25
2016	56	.294	.416	.384	1976	346	581	102	14	37	310	61	89	241	416	62	9	21
2017	63	.274	.387	.367	2115	363	579	124	13	30	327	55	77	280	445	52	17	32
2018	66	.282	.439	.386	2223	467	626	124	4	73	423	50	75	309	501	84	17	26
2019	66	.266	.388	.357	2281	387	606	111	9	50	351	63	76	280	553	59	23	27
2020	18	.330	.492	.421	636	158	210	51	5	14	148	14	18	95	112	16	5	16
2021	52	.281	.487	.368	1828	363	514	101	9	86	344	32	50	230	433	34	16	21
2022	65	.283	.446	.383	2251	455	637	126	10	74	423	49	63	304	566	80	17	34







# YEAR-BY-YEAR TEAM PITCHING

Year	G	W-L	Pct.	SV	CG	SHO	ERA	IP	H	R	ER	BB	SO	PO	A	E	Pct.	DP
1949	19	9-10	.473				5.48	166.0	156	144	101	79	103	482	177	69	.905	18
1950	25	12-13	.480					217.2	180	104		142	156	524	290	65	.926	--
1951	25	14-11	.560					225.0	204	156		145	170	--	--	--	--	--
1952	26	13-11	.542				4.14	235.0	193	162	108	158	139	698	264	59	.942	--
1953	21	9-12	.429				3.84	173.1	161	120	74	131	132	629	199	66	.926	--
1954	22	17-5	.773				2.19	189.0	148	86	46	94	122	538	212	43	.946	--
1955	25	9-16	.360					215.2	249	191		119	133	641	230	83	.913	--
1956	23	12-11	.522				4.06	170.2	191	123	77	111	118	560	239	53	.938	--
1957	26	16-10	.615				3.24	222.0	228	132	80	106	144	665	288	53	.947	--
1958	27	19-8	.704				2.48	290.0	219	118	80	115	214	--	--	--	--	40
1959	27	15-11	.577				3.21	230.0	232	123	82	108	173	--	--	80	--	22
1960	23	15-8	.652				5.31	207.0	209	148	122	128	158	1265	601	105	.947	37
1961	25	14-11	.560				4.21	220.0	235	150	103	120	129					
1962	22	15-7	.682				2.50	205.0	186		57	108	160					
1963	25	17-8	.680				3.46	213.0	158	98	82	103	189					
1964	28	21-7	.750				2.45	246.1	177	91	67	136	179					
1965	20	13-7	.650				4.66	152.2	140	89	79	91	121					
1966	23	14-9	.609				2.65	180.0	133	77	53	79	132					
1967	42	32-10	.762		21		2.09	374.0	271	145	87	168	312					
1968	34	22-12	.647				2.52	289.0	226	109	81	154	232					
1969	37	20-17	.541				2.49	318.0	270	128	88	155	265					
1970																		
1971	39	23-16	.590				4.65	325.1	323	212	168	161	257					
1972	35	18-17	.514				3.15	303.0	305	174	106	106	186					
1973	39	20-19	.513			3	3.71	329.2	288	184	136	178	188					
1974	44	31-13	.705			5	2.88	362.1	287	154	116	206	171					
1975	45	24-21	.533		16	4	3.13	371.1	306	186	129	174	240					
1976	52	37-15	.712		18	8	2.32	399.1	318	175	103	177	299					
1977	46	28-18	.609		19	4	3.94	367.2	360	227	161	184	262					
1978	54	33-21	.611		6	2	4.13	442.0	413	294	203	257	284					
1979	42	21-21	.500	8	8	2	3.84	339.2	284	195	145	207	257					
1980	51	27-24	.529	9	6		3.84	421.2	412	252	180	256	221					
1981	53	27-26	.509	11	13		4.95	438.0	501	289	241	210	257					
1982	48	27-20	.573	8	5		5.90	386.0	450	312	253	231	226	--	--	89	--	42
1983	50	16-34	.320	2	11	2	6.89	407.2	524	394	312	272	265	1193	456	101	.942	35
1984	51	27-24	.529	6	7	2	6.21	409.0	411	341	282	261	321	1226	517	99	.946	36
1985	52	30-22	.577	7	13	0	5.44	426.2	515	322	258	221	254	1259	522	97	.948	41
1986	55	31-24	.564	10	9	2	5.13	447.1	508	313	255	193	292	1353	572	100	.951	40
1987	59	42-18	.700	11	7	2	4.47	483.0	514	279	240	204	385	1452	567	69	.967	49
1988	55	39-16	.709	14	6	9	3.13	451.1	402	205	157	181	425	1352	545	74	.962	40
1989	64	44-20	.668	13	11	8	3.33	540.2	545	304	235	236	424	1622	626	77	.967	61
1990	58	34-24	.586	8	7	5	5.09	468.1	488	321	265	265	419	1405	566	98	.953	44
1991	59	35-24	.593	7	7	2	4.18	495.2	495	285	230	239	481	1487	641	83	.962	56
1992	55	30-25	.545	13	11	5	3.43	469.0	448	226	179	219	453	1407	546	72	.964	35
1993	63	40-23	.635	11	9	4	3.98	538.2	518	292	238	233	558	1616	625	82	.965	67
1994	65	44-21	.677	14	4	3	3.85	570.0	558	291	244	211	512	1710	705	93	.963	50
1995	63	50-13	.794	23	7	2	3.53	565.1	541	276	222	171	448	1696	725	94	.963	61
1996	56	32-24	.571	8	0	3	4.74	497.0	488	318	262	235	489	1491	584	104	.952	39
1997	67	50-17	.746	18	4	4	4.30	591.2	568	354	283	246	629	1775	685	109	.958	66
1998	64	46-18	.719	8	3	4	4.74	561.2	603	342	296	202	472	1685	672	93	.962	69
1999	65	46-19	.708	11	4	3	4.94	570.0	634	380	313	206	554	1710	548	103	.956	44
2000	61	41-20	.672	8	4	1	5.31	536.0	611	381	316	227	394	1608	582	101	.956	42
2001	57	37-21	.638	11	2	4	4.05	509.1	538	284	229	177	292	1528	627	90	.960	53
2002	60	34-26	.600	9	5	4	4.85	525.1	564	324	283	165	361	1576	627	68	.970	59
2003	63	42-21	.667	21	2	3	4.22	559.0	564	305	262	173	446	1677	652	77	.968	54
2004	56	32-24	.571	11	1	3	4.81	498.0	510	320	266	203	411	1494	574	81	.962	32
2005	60	34-26	.567	21	1	2	3.89	535.0	547	291	231	169	389	1605	679	83	.965	46
2006	56	22-34	.393	9	0	1	5.15	494.2	562	354	283	214	375	1484	557	90	.958	43
2007	56	31-25	.554	14	1	3	4.59	506.0	550	325	258	208	392	1518	606	91	.959	46
2008	56	28-28	.500	13	2	2	4.86	494.1	550	316	267	167	394	1483	556	64	.970	44
2009	56	31-25	.554	12	0	0	6.12	497.1	648	387	338	228	411	1492	526	65	.969	55
2010	64	43-21	.672	16	3	2	5.00	572.1	636	386	318	220	484	1717	616	93	.962	46
2011	58	29-29	.500	15	2	3	5.09	518.0	599	341	293	226	412	1554	572	71	.968	43
2012	59	31-28	.525	14	0	3	3.92	521.1	513	276	227	184	322	1564	661	84	.964	52
2013	56	33-23	.589	18	2	2	3.40	492.2	458	242	186	189	318	1478	616	66	.969	50
2014	56	28-28	.500	8	4	5	3.34	501.2	482	228	186	167	333	1503	592	65	.970	51
2015	62	36-26	.581	18	3	8	3.42	547.2	517	254	208	212	465	1643	610	61	.974	46
2016	56	23-33	.411	5	2	4	4.57	496.1	525	304	252	196	397	1489	581	85	.961	46
2017	63	37-26	.587	14	2	7	4.36	562.0	559	303	272	181	485	1686	649	59	.975	52
2018	66	43-23	.651	17	3	5	4.13	579.0	545	299	266	223	595	1737	593	61	.971	35
2019	66	38-28	.576	16	2	7	4.45	598.1	601	343	296	267	568	1795	626	67	.973	42
2020	18	13-5	.722	2	0	5	2.81	160.0	127	56	50	63	209	480	149	11	.983	12
2021	52	25-27	.481	8	0	4	5.24	463.1	466	301	270	196	455	1390	479	45	.976	53
2022	65	43-22	.662	20	1	4	4.49	579.0	560	328	289	260	666	1737	582	45	.981	51



STREAKS & SWEEPS

BEST OVERALL RECORD AFTER

Table with columns: Games, Record, Year. Lists streaks from 1-55 games.

BEST SEC RECORD AFTER

Table with columns: Games, Record, Year. Lists SEC streaks from 1-30 games.

WINNING STREAKS

Table with columns: Games, Record, Year. Lists winning streaks from 1-67 games.

PLAINSMAN PARK-SEC

Table with columns: Games, Record, Year. Lists Plainsman Park-SEC streaks from 1-10 games.

ROAD GAMES

Table with columns: Games, Record, Year. Lists road game streaks from 1-10 games.

SEC ROAD GAMES

Table with columns: Games, Record, Year. Lists SEC road game streaks from 1-6 games.

LOSING STREAKS

Table with columns: Games, Record, Year. Lists losing streaks from 1-7 games.

SEC GAMES

Table with columns: Games, Record, Year. Lists SEC game losing streaks from 1-9 games.

PLAINSMAN PARK

Table with columns: Games, Record, Year. Lists Plainsman Park losing streaks from 1-9 games.

PLAINSMAN PARK-SEC

Table with columns: Games, Record, Year. Lists Plainsman Park-SEC losing streaks from 1-5 games.

ROAD GAMES

Table with columns: Games, Record, Year. Lists road game losing streaks from 1-4 games.

Table with columns: Games, Record, Year. Lists overall losing streaks from 6-9 games.

SEC ROAD GAMES

Table with columns: Games, Record, Year. Lists SEC road game losing streaks from 1-8 games.

SEC SWEEPS

AUBURN HOME SWEEP VS.

Table listing Auburn home sweep victories against various SEC opponents.

AUBURN ROAD SWEEP VS.

Table listing Auburn road sweep victories against various SEC opponents.

AUBURN SWEPT AT HOME

Table listing Auburn sweeps at home against various SEC opponents.

AUBURN SWEPT ON ROAD

Table listing Auburn sweeps on the road against various SEC opponents.







# YEAR-BY-YEAR LEADERS

AT BATS		
Year	Player	AB
1949	Dick Webb	74
1950	Ray Dean	109
1951	Ray Dean	106
	Dick Webb	106
1952	Bobby Jordan	107
1953	Bobby Jordan	92
1954	Jim Pyburn	88
1955	Guy Young	112
1956	Guy Young	97
1957	Lloyd Nix	112
1958	L.F. Lanier	118
1959	Benny Catchings	107
1960	Benny Catchings	104
1961	Jim Douglas	102
1962	Otis Bibb	90
	Wayne Fowler	90
1963	Otis Bibb	99
1964	Jimmy Martin	120
1965	Dink Haire	81
	Pete McKenzie	81
1966	Ralph Wells	100
1967	Pete McKenzie	175
1968	Frank Baldasare	125
1969	John Shafer	123
1970	Russ Walker	132
1971	Ken Dempsey	140
1972	Joe Haefner	130
1973	Gary Dailey	141
1974	Gary Dailey	152
	Vic Sharek	152
1975	Mickey Miller	167
1976	David Duffner	173
1977	Dom Fucci	154
	Steve Renfroe	154
1978	Steve Montgomery	203
1979	Steve Montgomery	139
1980	Steve Renfroe	174
1981	John Metasavage	182
1982	Doug Gilcrease	197
1983	DeWayne Friend	186
1984	Rock Wilson	193
1985	Paul Foster	201
1986	Paul Foster	217
1987	Rock Wilson	229
1988	Clark Preble	221
1989	Clark Preble	258
1990	Ted Corbin	168
1991	Brad Parker	224
1992	Brandon Moore	206
1993	Jay Waggoner	247
1994	Jay Waggoner	291
1995	Jay Waggoner	268
1996	Adam Sullivan	222
1997	Tim Hudson	273
1998	Casey Dunn	275
1999	Casey Dunn	269
	Mailon Kent	269
2000	Dominic Rich	265
2001	Javon Moran	255
2002	Javon Moran	266
2003	Javon Moran	272
2004	Josh Bell	226
2005	Tyler Johnstone	259
2006	Tyler Johnstone	229
2007	Robert Brooks	217
2008	Hunter Morris	211
2009	Trent Mummey	218
2010	Hunter Morris	272
2011	Casey McElroy	234
2012	Ryan Tella	236
2013	Ryan Tella	216
2014	Jordan Ebert	204
2015	Anfernee Grier	254
2016	Anfernee Grier	238
2017	Jonah Todd	242
2018	Brendan Venter	251
2019	Judd Ward	257
2020	Ryan Bliss	*77
2021	Ryan Bliss	211
2022	Blake Rambusch	266

RUNS		
Year	Player	R
1949	Charlie Gilbert	10

1950	Jack Rucker	10
1951	Ray Dean	22
1952	Ray Dean	33
1953	George Reid	20
1954	Joe Davis	17
1955	Jim Pyburn	22
1956	Byrd Whigham	31
1957	Billy Roberson	29
1958	L.F. Lanier	27
1959	Jim Douglas	23
1960	Jim Douglas	29
1961	Jim Douglas	32
1962	Otis Bibb	27
	Larry Nichols	27
1963	Jim Bachus	27
1964	Otis Bibb	*32
1965	Reggie Gilbert	21
1966	Pete McKenzie	22
1967	Greg Golden	31
	Scotty Long	31
1968	Rick Countryman	25
	Greg Golden	25
1969	Frank Baldasare	30
1970	NA	
1971	Ken Dempsey	37
1972	Joe Haefner	27
1973	Curt Cope	25
	Mickey Miller	25
	Vic Sharek	25
1974	Vic Sharek	40
1975	Mickey Miller	30
1976	Curt Cope	45
1977	Pat Keedy	37
1978	Dom Fucci	*58
1979	J.B. Brown	32
1980	Johnny Tutt	31
1981	Johnny Tutt	44
1982	Doug Gilcrease	58
1983	DeWayne Friend	39
1984	Rock Wilson	42
1985	Bo Jackson	55
1986	Trey Gainous	54
1987	Rock Wilson	71
1988	Clark Preble	47
1989	Chris Hart	62
	Frank Thomas	62
1990	Ted Corbin	38
1991	Andrew Albrecht	61
1992	Chris Christopher	41
1993	Jay Waggoner	54
1994	Jay Waggoner	69
1995	Mark Bellhorn	66
1996	Adam Sullivan	62
1997	Adam Sullivan	81
1998	Scott Pratt	82
1999	Mailon Kent	79
2000	Gabe Gross	83
2001	Javon Moran	54
2002	Javon Moran	59
2003	Javon Moran	53
2004	Clete Thomas	53
2005	Clete Thomas	66
2006	Tyler Johnstone	43
2007	Josh Donaldson	63
2008	Mike Bianucci	54
2009	Trent Mummey	66
2010	Hunter Morris	66
2011	Casey McElroy	46
2012	Jay Gonzalez	48
2013	Ryan Tella	42
2014	Damek Tomscha	37
2015	Anfernee Grier	41
2016	Anfernee Grier	56
2017	Jonah Todd	56
2018	Will Holland	61
2019	Edouard Julien	52
2020	Ryan Bliss	21
2021	Ryan Bliss	50
2022	Sonny DiChiara	59

HITS		
Year	Player	H
1949	Jack Rucker	16
	Dick Webb	16
1950	Ray Dean	37

1951	Dick Webb	38
1952	Inman Veal	32
1953	Bobby Jordan	24
1954	Jim Pyburn	38
1955	Doug Dickey	40
1956	Alton Shell	35
1957	L.F. Lanier	35
1958	L.F. Lanier	39
1959	Alan Koch	36
1960	Benny Catchings	37
1961	Jim Douglas	36
1962	Larry Nichols	35
1963	Jimmy Barfield	29
1964	Jimmy Barfield	43
1965	Frank Fryer	28
1966	Frank Fryer	35
1967	Scotty Long	49
	George Simmons	49
1968	Frank Baldasare	*45
1969	John Shafer	39
1970	Russ Walker	40
1971	Joey Martin	55
1972	Andy Merchant	47
1973	Mark Hatchett	43
	Mickey Miller	43
1974	Vic Sharek	56
1975	Mickey Miller	54
1976	Mickey Miller	53
1977	Steve Renfroe	53
1978	Dom Fucci	71
1979	Robert Sorrell	53
1980	Johnny Tutt	50
	Darryl Wilks	50
1981	Johnny Tutt	63
1982	Doug Gilcrease	76
1983	DeWayne Friend	54
1984	Rock Wilson	62
1985	Paul Foster	87
1986	Paul Foster	86
1987	Rock Wilson	85
1988	Clark Preble	78
1989	Clark Preble	88
1990	Tim Edge	62
1991	Jeff Leatherman	78
1992	Brannen Veal	68
1993	Brandon Moore	84
	Cliff Shanks	84
1994	Jay Waggoner	*119
1995	Jay Waggoner	87
1996	Adam Sullivan	70
1997	Tim Hudson	108
1998	Scott Pratt	105
1999	Casey Dunn	102
	Mailon Kent	102
2000	Todd Faulkner	105
2001	Mailon Kent	84
2002	Javon Moran	97
2003	Tug Hulett	93
2004	Clete Thomas	71
2005	Tyler Johnstone	85
2006	Tyler Johnstone	76
2007	Josh Donaldson	75
2008	Hunter Morris	74
2009	Trent Mummey	63
2010	Hunter Morris	105
2011	Casey McElroy	87
2012	Ryan Tella	85
2013	Garrett Cooper	67
2014	Jordan Ebert	72
2015	Anfernee Grier	82
2016	Anfernee Grier	87
2017	Jonah Todd	91
2018	Jay Estes	78
	Will Holland	78
2019	Conor Davis	73
2020	Ryan Bliss	29
2021	Ryan Bliss	77
2022	Blake Rambusch	87

BATTING AVERAGE		
Year	Player	AVG
1949	Emmett McAfee	.306
1950	Ray Dean	.339
1951	Dick Webb	.358
1952	Gene Hoehle	.345
1953	Jimmy Powell	.322

1954	Jim Pyburn	432
1955	Doug Dickey	381
1956	Alton Shell	380
1957	L.F. Lanier	372
1958	Pat Duke	347
1959	Alan Koch	419
1960	Benny Catchings	356
1961	Jim Douglas	353
1962	Larry Nichols	412
1963	Jimmy Barfield	363
1964	Jimmy Barfield	374
1965	Frank Fryer	373
1966	Frank Fryer	361
1967	Greg Golden	346
1968	Frank Baldasare	360
1969	John Shafer	317
1970	Russ Walker	303
1971	Joey Martin	*417
1972	Andy Merchant	376
1973	Mickey Miller	331
1974	Vic Sharek	368
1975	Mickey Miller	323
1976	Richie Howard	383
1977	Steve Renfroe	344
1978	Dom Fucci	401
1979	Robert Sorrell	398
1980	Johnny Tutt	313
1981	Johnny Tutt	371
1982	Doug Gilcrease	386
1983	DeWayne Friend	290
1984	Rock Wilson	321
1985	Paul Foster	*433
1986	Paul Foster	396
1987	Rock Wilson	371
1988	Frank Thomas	*385
1989	Frank Thomas	*403
1990	Tim Edge	*387
1991	Andrew Albrecht	361
1992	Brannen Veal	332
1993	Cliff Shanks	391
1994	Jay Waggoner	409
1995	Shawn McNally	396
1996	Dallon Ruch	369
1997	Adam Sullivan	396
1998	Scott Pratt	407
1999	Casey Dunn	379
	Mailon Kent	379
2000	Gabe Gross	*430
2001	Mailon Kent	350
2002	Javon Moran	365
2003	Tug Hulett	373
2004	Clete Thomas	329
2005	Karl Amonite	365
2006	Mike Bianucci	359
2007	Josh Donaldson	349
2008	Hunter Morris	351
2009	Justin Hargett	330
2010	Hunter Morris	386
2011	Casey McElroy	372
2012	Ryan Tella	360
2013	Garrett Cooper	354
2014	Jordan Ebert	353
2015	Anfernee Grier	323
2016	Joshua Palacios	385
2017	Jonah Todd	376
2018	Jay Estes	329
2019	Conor Davis	290
2020	Rankin Woley	412
	Matt Scheffler	412
2021	Ryan Bliss	365
2022	Sonny DiChiara	383*

HOME RUNS		
Year	Player	HR
1949	Charlie Gilbert	2
1950	Charlie Gilbert	1
	Gene Hoehle	1
	Bill Logan	1
1951	Charlie Gilbert	5
1952	Bill McMurry	3
1953	Billy Ray Roberson	2
	Howell Tubbs	2
1954	Jim Pyburn	4
1955	Guy Young	3
1956	Howell Tubbs	5
1957	Jackie Burkett	2



YEAR-BY-YEAR LEADERS

Table of Year-by-Year Leaders for Runs Batted In (RBI). Columns include Year, Player, and RBI value. Lists players from Pat Duke (1958) to Sonny DiChiara (2022).

Table of Year-by-Year Leaders for Stolen Bases (SB). Columns include Year, Player, and SB value. Lists players from George Hill (1950) to Blake Rambusch (2022).

Table of Year-by-Year Leaders for Wins (W-L). Columns include Year, Player, and W-L record. Lists players from Bill Letchworth (1949) to Andrew Mitchell (2016).

Table of Year-by-Year Leaders for Wins (W-L). Columns include Year, Player, and W-L record. Lists players from George Hill (1950) to Andrew Mitchell (2016).







# YEAR-BY-YEAR LEADERS

Ben Braymer	4-4
2017 Casey Mize	8-2
2018 Casey Mize	10-6
2019 Elliott Anderson	7-2
2020 Tanner Burns	3-1
Bailey Horn	3-1
Jack Owen	3-1
2021 Trace Bright	4-4
2022 Joseph Gonzalez	7-4

ERA		
Year	Player	ERA
1949	Bill Letchworth	3.45
1950	Ernie Snow	3.24
1951	Bill Letchworth	3.60
1952	Buck Bradberry	2.71
1953	Tom McClendon	1.48
1954	Paul Susce	0.99
1955	Herbie Pearce	6.17
1956	Paul Susce	2.44
1957	Fred McDuffy	2.08
1958	Red Roberts	1.56
1959	Bob Baker	2.70
1960	Alan Koch	3.00
1961	Jim Boyd	3.55
1962	Larry Dempsey	1.80
1963	Joe Overton	*1.60
1964	Montie Sharpe	2.16
1965	Montie Sharpe	*2.49
1966	Q.V. Lowe	1.69
1967	Jim Blausler	1.56
1968	George Simmons	*1.26
1969	Beal Lazenby	1.43
1970	Rick Eisenacher	2.16
1971	Rick Eisenacher	3.47
1972	Jack Van Yperen	1.97
1973	Bill Lawrence	3.03
1974	Terry Leach	*1.30
1975	Joe Beckwith	1.97
1976	Robert Hudson	1.74
1977	Joe Beckwith	1.69
1978	Scott Roney	2.56
1979	Dana Becton	3.19
1980	Phil Constan	1.84
1981	Phil Deriso	3.79
1982	Gary Smith	3.33
1983	Ward Yerby	5.11
1984	Mark Chapman	3.44
1985	Greg Jacobson	4.73
1986	Stacy Jones	4.16
1987	Gregg Olson	*1.26
1988	Gregg Olson	*2.00
1989	Tommy Youngblood	2.62
1990	Mark Fuller	3.76
1991	Brian Senn	2.62
1992	John Powell	2.54
1993	Scott Sullivan	2.55
1994	John Powell	2.22
1995	Chris Morrison	2.70
1996	Tim Hudson	3.25
1997	Tim Hudson	2.97
1998	Colter Bean	3.56
1999	Brent Schoening	3.32
2000	Colter Bean	3.29
2001	Hayden Gliemmo	2.77
2002	Arnold Hughey	3.91
2003	Levale Speigner	2.42
2004	Chris Dennis	2.61
2005	John Madden	*1.77
2006	Johnny Thompson	2.95
2007	Scott Shuman	2.00
2008	Evan Crawford	2.42
2009	Austin Hubbard	4.20
2010	Austin Hubbard	2.44
2011	Derek Varnadore	3.68
2012	Daniel Koger	3.19
2013	Conner Kendrick	2.13
2014	Keegan Thompson	2.01
2015	Justin Camp	2.33
2016	Casey Mize	3.52
2017	Casey Mize	2.04
2018	Cody Greenhill	2.30
2019	Jack Owen	2.75
2020	Cody Greenhill	0.00
2021	Cody Greenhill	3.28
2022	Joseph Gonzalez	3.22

STRIKEOUTS		
Year	Player	SO
1949	George Hill	41
1950	Bill Letchworth	46
1951	Bill Letchworth	78
1952	Buck Bradberry	85
1953	Paul Susce	53
1954	Paul Susce	57
1955	Paul Susce	70
1956	Paul Susce	56
1957	Wynton Overstreet	34
1958	Alan Koch	35
1959	Porter Gilbert	54
1960	Alan Koch	88
1961	Jim Boyd	44
1962	Jim Boyd	54
1963	Jim Overton	101
1964	Duke Shackelford	54
1965	Montie Sharpe	67
1966	Q.V. Lowe	65
1967	Q.V. Lowe	*123
1968	Tommy Smith	*89
1969	Rick Eisenacher	90
1970	NA	
1971	Earl Nance	65
1972	Jack Van Yperen	60
1973	Jim Handley	41
	Bill Lawrence	41
1974	Davis May	58
1975	Davis May	72
1976	Robert Hudson	73
1977	Joe Beckwith	99
1978	Mark Shiflett	61
1979	Mark Shiflett	61
1980	Mark Shiflett	45
1981	Phil Deriso	58
1982	Ward Yerby	44
1983	Ward Yerby	60
1984	Stuart Tate	73
1985	Mark Chapman	51
1986	Mark Chapman	78
1987	Gregg Olson	96
1988	Dana Becton	113
1989	Scott Renner	92
1990	Mike Ferry	88
1991	John Powell	121
1992	John Powell	120
1993	John Powell	*191
1994	John Powell	130
1995	Ryan Halla	148
1996	Bryan Hebson	91
1997	Tim Hudson	*165
1998	Brent Schoening	111
1999	Brent Schoening	151
2000	Chris Bootcheck	101
2001	Eric Brandon	61
2002	Levale Speigner	85
2003	Arnold Hughey	81
2004	Arnold Hughey	79
2005	Arnold Hughey	80
2006	Evan Crawford	55
2007	Brett Butts	54
	Paul Burnside	54
	Taylor Thompson	54
2008	Grant Dayton	79
2009	Grant Dayton	69
2010	Grant Dayton	69
2011	Derek Varnadore	74
2012	Derek Varnadore	63
2013	Conner Kendrick	75
2014	Keegan Thompson	73
2015	Cole Lipscomb	91
2016	Casey Mize	59
2017	Casey Mize	109
2018	Casey Mize	*156
2019	Tanner Burns	101
2020	Tanner Burns	32
2021	Jack Owen	46
2022	Trace Bright	94

INNINGS PITCHED		
Year	Player	IP
1949	George Hill	57.2
1950	George Hill	56.2
1951	Bill Letchworth	92.2
1952	Buck Bradberry	83.0

1953	Paul Susce	54.0
1954	Paul Susce	64.0
1955	Paul Susce	74.0
1956	Paul Susce	73.2
1957	Henry Dumas	44.0
1958	Alan Koch	81.0
	Red Roberts	81.0
1959	Porter Gilbert	58.0
	Lloyd Nix	58.0
1960	Alan Koch	81.0
1961	Jim Boyd	71.0
1962	Jim Boyd	63.0
1963	Jim Overton	101.1
1964	Jimmy Crysel	74.2
1965	Montie Sharpe	72.1
1966	Q.V. Lowe	85.0
1967	Q.V. Lowe	128.0
1968	Tommy Smith	81.1
1969	Rick Eisenacher	82.0
1970	NA	
1971	Earl Nance	75.0
1972	Jack Van Yperen	87.0
1973	Bill Lawrence	92.0
1974	Davis May	97.0
1975	Davis May	85.1
1976	Robert Hudson	114.0
1977	Joe Beckwith	101.1
1978	Scott Roney	95.0
1979	Mark Shiflett	62.0
1980	Phil Deriso	78.2
1981	Phil Deriso	90.1
1982	Lance Long	67.1
1983	Ward Yerby	107.1
1984	Charlie Smith	71.1
1985	Mark Chapman	83.2
1986	Mark Chapman	99.0
1987	Stacy Jones	110.1
1988	Scott Renner	87.1
1989	Scott Renner	120.0
1990	Jason Harkins	91.0
1991	John Powell	101.0
1992	John Powell	109.7
1993	John Powell	141.0
1994	Kevin Humphreys	142.2
1995	Ryan Halla	146.2
1996	Bryan Hebson	100.1
1997	Tim Hudson	118.1
1998	Hayden Gliemmo	118.1
1999	Brent Schoening	138.1
2000	Chris Bootcheck	122.0
2001	Levale Speigner	113.1
2002	Levale Speigner	104.1
2003	Arnold Hughey	102.0
2004	Arnold Hughey	96.1
2005	Arnold Hughey	98.2
2006	Evan Crawford	78.2
2007	Bryan Woodall	70.2
2008	Grant Dayton	81.0
2009	Grant Dayton	73.0
2010	Grant Dayton	95.0
2011	Derek Varnadore	88.0
2012	Derek Varnadore	87.2
2013	Michael O'Neal	89.0
2014	Dillon Ortman	100.0
2015	Cole Lipscomb	92.2
2016	Justin Camp	81.1
2017	Keegan Thompson	93.1
2018	Casey Mize	*114.2
2019	Tanner Burns	79.2
2020	Tanner Burns	22.1
2021	Jack Owen	51.0
2022	Trace Bright	80.2

SAVES		
Year	Player	SV
1978	Scott Roney	4
1979	Phil Deriso	3
	Bill Latham	3
1980	Mark Shiflett	5
1981	Phil Deriso	6
1982	Lance Long	3
	Marc Saucedo	3
	Lance Long	2
1983	Tim McClain	4
1984	Greg Jacobson	3
1985	Greg Jacobson	3
1986	Stacy Jones	3

1987	Ron Siwa	3
1988	Gregg Olson	10
1988	Gregg Olson	10
1989	Mike Ferry	8
1990	Mike Ferry	4
1991	Scott Sullivan	4
1992	Alec Newi	3
	Brian Senn	3
1993	Scott Sullivan	5
1994	Ryan Halla	7
1995	Finley Woodward	*19
1996	Tim Hudson	3
1997	Finley Woodward	8
1998	Colter Bean	7
1999	Colter Bean	8
2000	Colter Bean	5
2001	Eric Brandon	5
2002	Cory Duiett	4
2003	Steven Register	*16
2004	Steven Register	8
2005	Michael Nix	*13
2006	Luke Greinke	6
2007	Brett Butts	6
2008	Bryan Woodall	11
2009	Austin Hubbard	12
2010	Austin Hubbard	10
2011	Ethan Wallen	5
2012	Justin Bryant	7
2013	Terrance Dedrick	10
2014	Terrance Dedrick	4
2015	Justin Camp	8
2016	Gordon Cardenas	2
2017	Cole Lipscomb	6
2018	Calvin Coker	7
2019	Cody Greenhill	12
2020	Cody Greenhill	2
2021	Carson Skipper	2
	Carson Swilling	2
2022	Blake Burkhalter	16*

\* SEC Leader

AUBURN TRIPLE CROWN WINNERS		
1962	Larry Nichols	
1965	Frank Fryer	
1968	Frank Baldasare	
1976	Richie Howard	
1983	DeWayne Friend	
1988	Frank Thomas	
1989	Frank Thomas	
1990	Tim Edge	
1992	Brannen Veal	
1999	Casey Dunn	
2005	Karl Amonte	
2010	Hunter Morris	
2011	Casey McElroy	
2013	Garrett Cooper	
2022	Sonny DiChiara	

AUBURN PITCHING TRIPLE CROWN WINNERS		
1951	Bill Letchworth	
1952	Buck Bradberry	
1954	Paul Susce	
1956	Paul Susce	
1960	Alan Koch	
1961	Jim Boyd	
1963	Joe Overton	
1965	Monty Sharpe	
1966	QV Lowe	
1972	Jack Van Yperen	
1973	Bill Lawrence	
1976	Robert Hudson	
1977	Joe Beckwith	
1981	Phil Deriso	
1987	Gregg Olson	
1997	Tim Hudson	
1999	Brent Schoening	
2011	Derek Varnadore	
2017	Casey Mize	



## TEAM &amp; INDIVIDUAL SUPERLATIVES

## AUBURN'S SEC/NCAA LEADERS

SEC BATTING		
<b>AVERAGE</b>		
1971	Joey Martin	.417
1985	Paul Foster	.433
1988	Frank Thomas	.385
1989	Frank Thomas	.403
1990	Tim Edge	.387
2000	Gabe Gross	.430
2022	Sonny DiChiara	.383
<b>HITS</b>		
1968	Frank Baldasare	45
1994	Jay Waggoner	119
<b>RUNS</b>		
1964	Otis Bibb	30
1978	Dorn Fucci	58
<b>HOME RUNS</b>		
1967	Scotty Long	11
1982	Doug Gilcrease	17
1987	Frank Thomas	*21
2010	Hunter Morris	23
<b>TRIPLES</b>		
1964	Jimmy Barfield	6
1965	Frank Fryer	5
1973	Mark Hatchett	5
1980	Johnny Tutt	*5
1984	Rock Wilson	*7
1986	Trey Gainous	10
1987	Rock Wilson	7
1998	Scott Pratt	8
2005	Clete Thomas	6
2017	Jonah Todd	*5
<b>DOUBLES</b>		
1961	Ben Catchings	*6
1962	Larry Nichols	11
1964	Jimmy Barfield	9
1971	Ken Dempsey	*12
1987	Tony Haney	25
2005	Karl Amonite	25
<b>RUNS BATTED IN</b>		
1962	Larry Nichols	32
1999	Casey Dunn	86
2010	Hunter Morris	76
2018	Edouard Julien	69
<b>STOLEN BASES</b>		
1978	Dorn Fucci	28
2012	Jay Gonzalez	30
<b>SEC PITCHING</b>		
<b>WINS</b>		
1963	Joe Overton	8
1964	Jimmy Crysel	9
1967	Q.V. Lowe	15
1993	John Powell	15
1995	Ryan Halla	16
1997	Tim Hudson	15
1998	Hayden Gliemmo	13
1999	Hayden Gliemmo	13
	Brent Schoening	13
<b>EARNED RUN AVERAGE</b>		
1963	Joe Overton	1.26
1965	Mike Sharpe	1.79
1968	George Simmons	1.25
1974	Terry Leach	1.30
1987	Gregg Olson	1.27
1988	Gregg Olson	2.00
2005	John Madden	1.77
<b>STRIKEOUTS</b>		
1967	Q.V. Lowe	123
1968	Tony Smith	81
1993	John Powell	191
1997	Tim Hudson	165
2018	Casey Mize	156
<b>SAVES</b>		
1995	Finley Woodard	19
2003	Steven Register	16
2005	Michael Nix	13
2022	Blake Burkhalter	16
* - Tied for SEC lead		
<b>INDIVIDUAL NCAA LEADERS</b>		
<b>TRIPLES PER GAME</b>		
1965	Frank Fryer	0.26
<b>TOTAL BASES</b>		
2010	Hunter Morris	202
<b>WALKS PER GAME</b>		
2022	Sonny DiChiara	1.11
<b>EARNED RUN AVERAGE</b>		
1987	Gregg Olson	1.26
<b>STRIKEOUT-TO-WALK RATIO</b>		
2017	Casey Mize	12.11
<b>VICTORIES</b>		
1997	Tim Hudson	15
<b>SAVES</b>		
2003	Steven Register	16
<b>TEAM NCAA LEADERS</b>		
<b>BATTING AVERAGE</b>		
2020		.330
<b>HOME RUNS</b>		
2010		131
<b>HOME RUNS PER GAME</b>		
2010		2.05
<b>SLUGGING PERCENTAGE</b>		
2010		.591

## NO-HITTERS &amp; PERFECT GAMES

## MARCH 9, 2018

Score	Auburn 6, Northeastern 0
Feat	No-hitter
Individuals	Casey Mize [9.0]
Notes	The no-hitter came with 13 strikeouts and no walks.

## MARCH 19, 2002

Score	Auburn 9, UAB 2
Feat	Combined No-hitter
Individuals	Mike Mueller [2.0], Lee Carter [1.0], Brandon Channell [1.0], Reid Price [1.0], Andrew Skinner [1.0], Arnold Hughey [1.0], Ken Clayton [1.0], Cory Dueitt [0.2], Sean Jones [0.1]
Notes	NCAA Division I record nine pitchers combined to no-hit UAB ... Six base runners on the evening ... One hit batter in the second inning along with two walks and three Auburn errors in the ninth inning ... Only four balls hit out of the infield.

## MARCH 2, 2002

Score	Auburn 9, Murray State 0
Feat	Perfect Game
Individual	Eric Brandon [9.0]
Notes	Retires all 27 batters faced, while striking out a career-high 12 batters ... First Auburn pitcher and first Southeastern Conference pitcher since 1963 (39 years) to toss a nine-inning perfect game ... Threw 94 pitches, including 69 for strikes ... Brandon's parents both hail from Murray, Ky., and graduated from Murray State.

## APRIL 30, 1991

Score	Auburn 14, LaGrange 0 [7 inn.]
Feat	Perfect Game
Individual	Jason Johnson [7.0]

## MARCH 11, 1979

Score	Auburn 10, Clemson 1
Feat	Combined No-Hitter
Individuals	Dan Becton [6.0], Phil Deriso [3.0]

## FEBRUARY 26, 1976

Score	Auburn 5, Houston 0 [7 inn.]
Feat	No-hitter
Individual	Joe Beckwith [7.0]
Notes	No-hitter came in the season opener.

## APRIL 4, 1948

Score	Auburn 6, Tennessee 0
Feat	No-hitter

## APRIL 2, 1937

Score	Auburn 17, Troy 2
Feat	No-hitter

## APRIL 18, 1936

Score	Auburn 3, Georgia 0
Feat	No-hitter
Notes	First known no-hitter in Auburn history.





# HOME RUN RECORDS

## GRAND SLAMS (since 1979)

Date	Player	Opponent	Pitcher (R/L)	Inn.
4/1/79	Pat Keedy	Alabama	Ben Flagler	7th
1979	Tim Rowell	Fairfield	Joe Cizynski	1st
4/10/82	John Metasavage	LSU	Bill Donathon	2nd
4/14/82	Magentale	at Columbus College	Givens	1st
5/11/82	Bob Berry	at Georgia State	Tracy Dean	5th
4/6/85	Tim Lemmons	at Alabama	Greg Hibbard (L)	7th
4/7/85	Tim Lemmons	at Alabama	Mike Sodder (L)	3rd
5/2/85	Paul Foster	Alabama (Dothan)	Jeff Oyster (R)	5th
3/10/86	Paul Foster	RICHMOND	Jim Merritt (R)	7th
3/12/86	Mark Sayers	at UAB	Chris Murdock (R)	6th
3/29/86	Mark Sayers	at Vanderbilt [Gm 1]	John Parke (R)	2nd
5/1/86	Tony Haney	Alabama (Dothan)	Todd Poelstra (L)	6th
2/25/87	Frank Thomas	at UAB	Chris Murdock (R)	6th
3/8/87	Frank Thomas	at Samford	Rex Tucker (L)	3rd
5/2/87	T. Youngblood	at Tennessee	Ron Morton (R)	9th
3/6/88	Jeff Livesey	at Vanderbilt	Mike McLochlin (R)	9th
3/20/88	Jeff Livesey	at Georgia	Phil Willis (R)	5th
3/31/88	Jeff Livesey	RIDER	Kenny Kremer (L)	8th
5/20/89	Joe Siwa	W. CAROLINA	Paul Menhart (R)	3rd
4/1/90	Mickey Tomey	at LSU	Jason Wall (L)	7th
2/8/91	Andrew Albrecht	W. CAROLINA	Jeff Graham (R)	2nd
3/4/91	Jeff Leatherman	APPALACHIAN ST.	Gary Davis (R)	8th
4/12/92	Chris Holland (ITP)	at Arkansas	Brent Birch (L)	3rd
3/5/93	Mark Bellhorn	TAMPA	Keith LeBrecque (R)	6th
3/5/94	Kevin Chabot	JACKSONVILLE ST.	Tony Shaver (R)	1st
4/11/94	Ken Key	ETSU	Todd Anderson (R)	3rd
3/17/95	Mark Bellhorn	E. MICHIGAN	Tim Tessmar (L)	8th
3/19/95	Kevin Chabot	E. MICHIGAN	Mark Rutherford (R)	3rd
2/17/96	Josh Etheredge	VMI [Gm. 1]	Danny Hughes (R)	3rd
3/5/96	Josh Etheredge	UNC-G'BORO	Jonathan Jackson (R)	5th
4/26/96	Josh Etheredge	at Ole Miss	Charles Barbour (R)	7th
3/4/97	Josh Etheredge	Samford (Vestavia)	Glen Criswell (R)	6th
3/21/97	Adam Sullivan	GEORGIA	Chris Hall (R)	7th
3/23/97	Josh Etheredge	GEORGIA	Dough Bridges (L)	1st
3/25/97	Casey Dunn	at UAB	Scott Beyer (R)	5th
5/9/97	Tim Hudson	OLE MISS	Dan DeYoung (R)	9th
2/10/98	Jamie Kersh	WINTHROP	Aaron Sundsma (R)	9th
3/22/98	Josh Etheredge	at Georgia	Matt Hanson (R)	6th
5/9/98	Casey Dunn	at Alabama	Matt Bernard (R)	9th
2/11/00	Mailon Kent	FURMAN	Mike Dugan (R)	7th
3/12/00	Todd Faulkner	SOUTH CAROLINA	Jamie Paston (L)	8th
3/19/00	Jonathan Schuerholz	at Arkansas	Mitch Tisher (R)	7th
4/2/00	Brett Burnham	LSU	Heath McMurray (R)	5th
4/29/00	Mailon Kent	at Florida	Eddie Rojas (L)	6th
5/6/00	Jonathan Schuerholz	at Alabama	Brice Heath (R)	8th
5/27/00	Mailon Kent	vs. Stetson	Charles Aulet (R)	4th
2/10/01	Gabe Gross	CAMPBELL [Gm. 1]	Rob Finch (R)	3rd
5/11/01	Gabe Gross	at LSU	Billy Brian (R)	6th
5/31/02	Sean Gamble	vs. Florida Atlantic	Travis NeSmith (R)	2nd
3/22/03	Karl Amonite	at Kentucky	Galvin (R)	7th
4/13/03	Josh Bell	at Mississippi State	Ramsey (R)	5th
5/31/03	Scott Schade	CLEMSON	Walker (R)	8th
4/23/05	Jeff Boutwell (ITP)	FLORIDA	Alan Horne (R)	1st
2/26/06	Mike Bianucci	ELON	Justin Bors (R)	4th
4/15/06	Jeff Boutwell	MISSISSIPPI STATE	Josh Johnson (R)	4th
2/11/07	Eric Skinner	at South Alabama	Nabors (R)	1st
4/6/07	Robert Brooks	at LSU	Furbush (L)	3rd
5/17/07	Joseph Sanders	at Kentucky	Rusin (L)	4th
3/25/08	Joseph Sanders	SAMFORD	Vanfleteren (R)	4th
3/18/09	Trent Mummy	CHAS. SOUTHERN	Deighan (R)	8th
3/24/09	Joseph Sanders	at Samford	Vanderheiden (R)	6th
4/28/09	Ben Jones	TROY	Mothers (L)	5th
3/21/10	Hunter Morris	at Georgia	Tanner (R)	6th
4/9/10	Trent Mummy	LSU	Bradshaw (R)	8th
5/15/10	Trent Mummy	TENNESSEE	Blount (R)	3rd
2/22/11	Tony Caldwell	JACKSONVILLE STATE	Watts (L)	1st
3/19/11	Kevin Patterson	ARKANSAS	Moore (R)	4th
5/20/11	Tony Caldwell	at Tennessee	Saberhagen (L)	9th
3/17/12	Zach Alvord	at Ole Miss	Ellis (R)	8th
5/8/12	Zach Alvord	Presbyterian	White (L)	6th
4/11/17	Dylan Ingram	at Samford	Greer (R)	2nd
4/18/17	Luke Jarvis	at Kennesaw State	Wilkes (R)	4th
4/29/17	Dylan Ingram	at Mississippi State [Gm. 1]	Plumlee (R)	4th
3/3/18	Edouard Julien	BYU [Gm. 1]	Burrup (L)	7th
3/17/18	Steven Williams	TEXAS A&M	Roa (R)	8th
4/20/18	Brendan Venter	at Alabama	Vainer (R)	6th
5/5/18	Edouard Julien	VANDERBILT	Raby (R)	2nd
5/23/18	Edouard Julien	vs. Ole Miss	Roth (R)	9th
3/21/19	Conor Davis	at UAB	Wesson (R)	5th
3/6/21	Cam Hill	BOSTON COLLEGE	Sheehan (R)	1st
2/23/22	Bryson Ware	TROY	Fletcher (R)	1st
3/6/22	Ryan Dyal	RHODE ISLAND	Morrison (R)	6th
6/3/22	Cole Foster	SOUTHEASTERN	Dugas (R)	1st

## LEADOFF HOME RUNS (since 1979)

Date	Player	Opponent
4/27/81	Barry Panter	Montevallo
3/20/82	Neal Mitchell	Mississippi St.
4/15/82	Neal Mitchell	Columbus College
3/30/84	Rock Wilson	Troy State
2/22/86	Bo Jackson	Clemson
3/14/87	Rock Wilson	Georgia
4/25/87	Rock Wilson	Alabama
4/26/89	Chris Hart	UAB
4/30/89	Chris Hart	Tennessee
5/14/89	Chris Hart	Georgia
2/11/90	Chris Hart	Western Carolina
2/10/91	Mike Killmett	Western Carolina
3/31/96	Adam Sullivan	Kentucky
4/23/96	Adam Sullivan	Marshall
4/22/97	Adam Sullivan	Marshall
2/16/00	Mailon Kent	UAB
3/17/02	Javon Moran	Kentucky
3/4/08	Luke Greinke	Davidson
3/18/08	Trent Mummy	at Troy
4/13/08	Trent Mummy	South Carolina
3/6/09	Trent Mummy	Brown
3/7/09 [G2]	Trent Mummy	Brown
3/11/09	Trent Mummy	Western Kentucky
3/18/09	Trent Mummy	Charleston Southern
5/17/14	Anfernee Grier	LSU
4/19/16	Anfernee Grier	Alabama St.
5/12/18	Will Holland	Ole Miss
5/22/18	Will Holland	Kentucky
2/23/21	Judd Ward	Alabama A&M
4/2/21	Ryan Bliss	Arkansas
5/15/21	Ryan Bliss	Texas A&M
5/25/21	Ryan Bliss	Ole Miss
3/5/22	Blake Rambusch	Rhode Island

## WALK-OFF HOME RUNS (since 1979)

Date	Player	Opponent
3/8/80 [13th]	Doug Gilcrease	Mississippi St.
3/9/80 [11th]	Steve Renfroe	Mississippi St.
4/26/80	Steve Renfroe	Ole Miss
5/3/80	Rodney Rushing	Alabama
3/18/82	Rodney Dallar (10th)	Austin Peay
5/4/82	Bob Berry	Troy State
4/5/83 [11th]	DeWayne Friend	Jacksonville St.
4/12/85 [G2]	Bo Jackson	Mississippi St.
3/13/85	Tim Lemons	Virginia
2/18/87 [11th]	Tony Haney	Huntington
5/24/97	David Ross	at Florida State
2/10/98	Jamie Kersh	Winthrop
2/7/03	Sean Gamble	VCU
2/20/04	Josh Bell (10th)	Boston College
2/6/05	Clete Thomas	Hofstra
2/17/06	Mike Bianucci	Hofstra
3/14/07	Josh Donaldson	VMI
2/20/09	Justin Hargett	Elon
4/10/09 [11th]	Justin Hargett	Florida
2/26/10 [10th]	Brian Fletcher	Boston College
2/15/13	Damek Tomscha	Maine
4/2/17	Conor Davis	South Carolina
6/1/19	Steven Williams	Georgia Tech
2/26/22	Kason Howell	Yale

## BACK-TO-BACK HOME RUNS (since 1979)

Date	Players	Opponent	Inn.
3/17/79	J.B. Brown-Steve Montgomery	at Mississippi St.	5th
3/24/81	Bob Berry-Dav. Magentale-Mike Swaim	at SE Louisiana	7th
5/5/82	Bob Berry-Rodney Dallar	Livingston	5th
4/13/83	Paul Foster-Bo Jackson	at Ala. Christian	5th
4/14/83	David Miller-Bob Berry	at Georgia Tech	1st
3/30/84	Kevin Henry-Kevin Jordan	at Troy State	4th
3/30/84	Donnie Thomas-DeWayne Friend	at Troy State	5th
4/19/84	Donnie Thomas-DeWayne Friend	Fla. Int'l	2nd
3/1985	Bo Jackson-Mark Sayer	at Troy State	8th
3/23/85	Paul Foster-Bo Jackson	Ole Miss	3rd
4/2/85	Paul Foster-Bo Jackson	at Georgia	8th
3/29/86	Mark Sayers-Paul Foster	at Vanderbilt	2nd
5/16/87	Kevin Henry-Frank Thomas	Mississippi St.	4th
3/31/91	Brad Parker-Brannen Veal	LSU	3rd
2/26/94	Dallan Ruch-Kevin Chabot	MTSU	6th
3/2/94	Mark Bellhorn-Brandon Moore	Troy State	1st
3/22/95	Jay Waggoner-Mark Bellhorn	at UAB	6th
4/10/95	Kirby Clark-Josh Etheredge	at MTSU	3rd
4/15/95	Dallan Ruch-Kirby Clark	Arkansas	4th
5/6/95	Mark Bellhorn-Shawn McNally	at LSU	4th
3/25/97	Tucker Dearth-Jamie Kersh	at UAB	6th



## TEAM &amp; INDIVIDUAL SUPERLATIVES

4/9/97	Tim Hudson-Jamie Kersh	VMI	7th
2/20/98	Scott Pratt-Josh Etheredge	UNC Charlotte	6th
3/10/99	Casey Dunn-Jamie Kersh	VCU	7th
3/26/99	Casey Dunn-Jamie Kersh	Alabama	4th
5/28/99	Dominic Rich-Mailon Kent	N. Carolina St.	7th
2/8/00	Dominic Rich-Gabe Gross	at Samford	7th
4/23/00	Gabe Gross-Todd Faulkner	Vanderbilt	5th
4/18/03	Bobby Huddleston-Karl Amonite	Arkansas	6th
5/3/03	Bobby Huddleston-Karl Amonite	Florida	7th
6/1/03	Bobby Huddleston-Karl Amonite	Ohio State	3rd
5/22/05	Josh Bell-Karl Amonite	Alabama	1st
3/28/06	Derek Sain-Ryan Stanley	at Troy	7th
2/10/07	Josh Donaldson-Mike Bianucci	Hofstra	7th
4/20/08	Mike Bianucci-Hunter Morris	at Vanderbilt	6th
5/9/08	Mike Bianucci-Hunter Morris	at Ole Miss	5th
3/6/09	Trent Mummy-Joseph Sanders	Brown	1st
3/11/09	Brian Fletcher-Kevin Patterson	Western Kentucky	1st
3/15/09	Brian Fletcher-Kevin Patterson	at Tennessee [G1]	1st
4/5/09	Trent Mummy-Joseph Sanders	at Mississippi State	5th
4/15/09	Trent Mummy-Joseph Sanders	South Alabama	1st
3/6/10	Hunter Morris-Brian Fletcher	Miami (Ohio)	6th
4/20/10	Brian Fletcher-Hunter Morris	Troy	6th
4/23/10	Tony Caldwell-Kevin Patterson	Kentucky	7th
5/1/10	Ryan Jenkins-Dan Gamache	at Arkansas	5th
5/8/10	B. Fletcher-H. Morris-K. Patterson	Mississippi State	5th
5/8/10	Casey McElroy-Dan Gamache	Mississippi State	2nd
5/11/10	Casey McElroy-Ryan Jenkins	at South Alabama	7th
5/15/10	Trent Mummy-Brian Fletcher	Tennessee	3rd
4/27/11	Justin Frajejas-Dan Gamache	Texas Southern	2nd
4/6/13	Cullen Wacker-Garrett Cooper	at Texas A&M	3rd
2/28/15	Daniel Robert-Hunter Tackett	Alabama State	4th
3/10/18	Josh Anthony-Brett Wright	Northeastern	6th
4/7/18	Steven Williams-Brett Wright	at Arkansas	4th
6/2/18	Josh Anthony-Will Holland	vs. Army	5th
3/22/19	Steven Williams-Rankin Woley	at Mississippi State	6th
4/20/21	Rankin Woley-Steven Williams	Samford	3rd
5/15/21	Ryan Bliss-Tyler Miller-Rankin Woley	Texas A&M	1st
3/26/22	Cole Foster-Mike Bello	Texas A&M	2nd
6/3/22	Cole Foster-Sonny DiChiara	Southeastern	1st

## FIVE-HIT GAMES (Since 1974)

Player (Yr)	AB	Opponent	Date
Andy Merchant (Sr.)	6-for-8	at Florida [20 inn.]	April 22, 1972
Doug Gilcrease (Sr.)	5-for-5	LSU	April 11, 1982
Neal Mitchell (Jr.)	5-for-5	at Columbus College	April 15, 1982
David Mogentale (Sr.)	5-for-6	Clemson	May 9, 1982
Paul Foster (Jr.)	5-for-5	Samford	February 27, 1985
Bo Jackson Jr.	5-for-6	at UAB	March 7, 1985
Mark Sayer (Jr.)	5-for-6	Georgia Southwestern	April 16, 1985
Clark Preble (Jr.)	5-for-6	at Georgia	March 20, 1988
Jeff Powell (So.)	5-for-6	Huntingdon	February 14, 1990
Tim Edge (Jr.)	5-for-5	Mississippi State	April 7, 1990
Brandon Moore (Jr.)	5-for-5	vs. Alabama (Montgomery, Ala.)	May 14, 1993
Cliff Shanks (Jr.)	5-for-5	at Oklahoma State	May 28, 1993
Jay Waggoner (Jr.)	5-for-8	Troy State	March 2, 1994
Mike Killmettt (Sr.)	5-for-6	Georgia	March 25, 1994
Jay Waggoner (Jr.)	5-for-5	Birmingham Southern	April 13, 1994
Mark Bellhorn (So.)	5-for-5	vs. Old Dominion [10] (Clemson, S.C.)	May 27, 1994
Josh Etheredge (Jr.)	6-for-6	at South Carolina	March 9, 1997
Rob Macrory (Sr.)	5-for-5	at Kentucky	March 30, 1997
Tim Hudson (Sr.)	5-for-5	at Kentucky	March 30, 1997
Adam Sullivan (Sr.)	5-for-6	Alabama	April 13, 1997
Adam Sullivan (Sr.)	5-for-6	vs. Western Carolina (Tallahassee, Fla.)	May 22, 1997
Casey Dunn (Jr.)	5-for-5	at Alabama	May 10, 1998
Todd Faulkner (So.)	5-for-7	vs. Georgia Tech (Orlando, Fla.)	January 29, 1999
Casey Dunn (Sr.)	5-for-6	Tennessee	April 9, 1999
Casey Dunn (Sr.)	5-for-5	Tulane	May 30, 1999
Dominic Rich (Jr.)	5-for-6	UNC Charlotte	March 4, 2000
Todd Faulkner (Jr.)	5-for-5	UNC Charlotte	March 5, 2000
Mailon Kent (Sr.)	5-for-5	Alabama	April 22, 2001
Doug Vines (Fr.)	5-for-5	North Carolina	March 10, 2002
Tug Hulett (Fr.)	5-for-5	Georgia	May 10, 2002
Javon Moran (So.)	5-for-5	vs. Florida Atlanta (Tuscaloosa, Ala.)	May 31, 2002
Clete Thomas (Fr.)	5-for-5	at North Carolina	March 9, 2003
Sean Gamble (Jr.)	5-for-6	at South Alabama	April 13, 2004
Tug Hulett (Jr.)	5-for-7	Mississippi State	April 24, 2004
Tyler Johnstone (Jr.)	6-for-7	Elon	February 25, 2005
Clete Thomas (Jr.)	5-for-6	Arkansas	April 3, 2005
Joseph Sanders (So.)	5-for-5	at Mercer	May 13, 2008
Casey McElroy (Fr.)	5-for-5	at LSU	April 26, 2009
Creede Simpson (So.)	5-for-6	vs. Miami (Ohio)	March 5, 2010
Hunter Morris (Jr.)	5-for-6	at Georgia	March 21, 2010
Tony Caldwell (Sr.)	5-for-5	at Kentucky	April 9, 2011
Ryan Tella (So.)	5-for-6	Presbyterian	May 8, 2012
Jordan Ebert (Sr.)	5-for-6	Southern	Feb. 26, 2016
Anfernee Grier (Jr.)	5-for-6	at Kennesaw State	April 12, 2016
Brody Moore (Sr.)	5-for-5	Florida State	June 4, 2022

## 20-RUN GAMES

## AUBURN'S

33-0	ALABAMA A&M (2/24/21)
32-9	TROY (3/2/94)
29-22	at Mercer (1951)
28-6	at Samford (2/6/00)
26-6	TROY (4/28/09)
25-1	LONGWOOD (2/17/18)
25-4	VANDERBILT (1958)
25-6	at Kentucky (1956)
24-9	Vanderbilt (1965)
24-13	GEORGIA TECH (1961)
23-1	GEORGIA (3/25/94)
23-2	at UAB (2/25/87)
23-2	GEORGIA TECH (1951)
23-4	at Jacksonville (1974)
23-5	UNC CHARLOTTE (2/21/97)
23-11	at Georgia (4/2/85)
22-0	ALCORN STATE (2/21/12)
22-0	TAMPA (3/5/93)
22-1	Seton Hall (5/23/87-NCAA)
22-4	FURMAN (2/12/2000)
22-6	MERCER (4/10/07)
22-7	GEORGIA STATE (4/6/10)
22-7	SAMFORD (2/27/85)
22-8	at Vanderbilt (1967)
22-8	at Tennessee (4/25/97)
22-23	HUNTINGDON (1983)

21-4	MARSHALL (2/16/02)
21-4	MERCER (1956)
21-6	at South Carolina (3/9/97)
21-6	FAIRFIELD (1979)
21-7	FLORIDA STATE (6/4/2022)
21-9	Alabama (3/30/89)
21-9	GEORGIA TECH (1954)
21-11	at Arkansas (3/19/2000)

20-1	UAB (4/13/93)
20-2	at Columbus College (1982)
20-3	at Georgia (3/19/10)
20-4	at Huntingdon (1982)
20-5	at South Alabama (2/25/07)
20-6	WRIGHT STATE (2/29/20)
20-6	LAGRANGE (4/3/90)
20-7	VANDERBILT (4/9/94)
20-7	Davidson (3/3/97)
20-8	MONTEVALLO (1980)
20-14	MERCER (4/16/96)

## OPPONENT'S

24-2	FLORIDA (4/11/09)
23-22	HUNTINGDON (1983)
22-7	ALABAMA (4/12/97, Gm. 2)
22-8	at Florida (5/2/04)
22-10	CLEMSON (1982)
22-29	at Mercer (1951)

21-2	at LSU (5/8/93, Gm. 1)
21-7	at Florida State (1980)
20-5	at Georgia Tech (3/30/04)
20-5	at LSU (5/11/2001)
20-7	at Alabama (1949)
20-9	ARKANSAS (3/13/99)
20-15	at Mississippi State (3/24/19)







# THE LAST TIME...

## BATTING SUPERLATIVES

5 hits in a game  
6 hits in a game

Reached base 6 times  
Reached base 7 times

4 runs in a game  
5 runs in a game  
6 runs in a game

10-game hitting streak  
15-game hitting streak  
20-game hitting streak  
25-game hitting streak  
30-game hitting streak

3 doubles in a game  
4 doubles in a game

2 triples in a game  
3 triples in a game

2 home runs in one game  
3 home runs in one game

7 RBI in a game  
8 RBI in a game  
9 RBI in a game  
10 RBI in a game

Grand slam home run  
Inside-the-park home run  
HR to begin game  
Two HR in one inning  
HR in consecutive at-bats  
HR in three consecutive at-bats  
HR in consecutive games  
HR in three consecutive games  
HR in three consecutive SEC games  
HR in four consecutive games  
HR in four consecutive SEC games  
HR in five consecutive games  
Walk-off HR  
Pinch-hit HR  
Pinch-hit grand slam  
HR in first at-bat of season  
HR in both games of DH

Hit for the cycle

Hit from both sides of plate in same inning  
Two hits in same inning

Stole home  
Stole two bases in a game  
Stole three bases in a game

Hit by a pitch 2 times in a game  
Hit by a pitch 3+ times in a game

Scored 20 or more runs  
Scored 25 or more runs  
Scored 30 or more runs

Scored 5 runs in an Inning  
Scored 6 runs in an Inning  
Scored 7 runs in an Inning  
Scored 8 runs in an Inning  
Scored 9 runs in an Inning  
Scored 10+ runs in an Inning  
Recorded 10+ hits in an Inning  
Scored in every inning

Recorded 15-19 hits  
Recorded 20 or more hits

Hit 3 or more home runs in an inning  
Hit 3 or more home runs in a game  
Hit 5 or more home runs in a game  
Hit 7 or more home runs in a game  
Hit back-to-back home runs  
Hit back-to-back-to-back home runs

Had 5 doubles  
Had 6 doubles  
Had 7 doubles  
Had 8 doubles  
Had 9+ doubles

Stole 5 bases in a game  
Stole 6 bases in a game  
Stole 7 bases in a game  
Stole 8 bases in a game

Walked 10+ times  
Did not strike out in a game

Brody Moore vs. Florida State [5-for-5] (6/4/22)  
Tyler Johnstone vs. Elon [6-for-7, 2B, 3B] (2/25/05)

Kason Howell vs. Florida State [4-5, 2 BB] (6/4/22)  
Brody Moore vs. Florida State [5-5, 2BB] (6/4/22)

Brody Moore vs. Florida State (6/4/22)  
Sonny DiChiara vs. Florida State (6/4/22)  
Bryson Ware vs. Alabama A&M (2/24/21)

Bobby Peirce, 11 games (5/8-6/4)  
Blake Rambusch, 17 games (3/5-4/1/22)  
A. Grier, 22 games, (5/31/15-3/22/16)  
Justin Fradejas, 27 games (3/23-5/7/10)  
Casey Dunn, 31 games (2/22 [G1]-4/15/97)

Kason Howell vs. Florida State (6/4/22)  
Ken Dempsey vs. Georgia (1971)

Jay Gonzalez vs. Alabama State (2/28/12)  
never

Nate LaRue vs. Southeastern (6/3/22)  
Cole Foster vs. Southeastern (6/3/22)

Brody Moore vs. Alabama A&M (2/24/21)  
Justin Bryant at Georgia (3/19/10)  
Cole Foster vs. Southeastern (6/3/22)  
Bob Berry vs. Huntington (4/15/82)

Cole Foster vs. Southeastern (6/3/22)  
Kason Howell at Alabama (4/15/21)  
Ryan Bliss vs. #11 Ole Miss (5/25/21)  
Cole Foster vs. Southeastern [1st] (6/3/22)  
Cole Foster vs. Southeastern (6/3/22)  
Edouard Julien (2/20-22/19)  
Sonny DiChiara (5/21-25/22)  
Sonny DiChiara (5/21-6/3/22)  
Trent Mummey (4/17-23/10)  
Sonny DiChiara (5/21-6/4/22)  
Mike Bianucci (5/2-9/08)  
Tim Lemons (4/6-10/85)  
Kason Howell vs. Yale (G1 - 2/26/22)  
Cam Hill vs. Kentucky (3/26/21)  
Edouard Julien vs. BYU (G1 - 3/3/18)  
Steven Williams vs. Longwood (2/17/18)  
Dylan Ingram at #7 Mississippi St. (4/29/17)

Judd Ward [3B, 1B, HR, 2B] vs. Illinois-Chicago (G1 - 2/15/20)

Cole Foster [1st inn.] vs. Southeastern (6/3/22)  
Cole Foster [HR, HR] vs. Southeastern [1st] (6/3/22)

Josh Hall vs. Kansas State (2/20/22)  
Blake Rambusch vs. Rhode Island (G1 - 3/5/22)  
Anfernee Grier vs. Southern (2/26/16)

Ryan Dyal vs. UAB (3/2/22)  
Dan Glevenyak at Alabama (4) (4/11/14)

21 vs. Florida State (6/4/22)  
25 vs. Longwood (2/17/18)  
33 vs. Alabama A&M (2/24/21)

5, vs. Florida State (9th) (6/4/22)  
6, vs. Kennesaw State (3rd) (4/20/22)  
7, vs. Florida State (4th) (6/4/22)  
8, at UAB (5th) (3/19/19)  
9, vs. Rhode Island (1st) (G1 - 3/5/22)  
11, vs. Southeastern (1st) (6/3/22)  
11, vs. Furman (5th) (2/12/00)  
vs. Coppin State (3/18/14)

19, vs. Florida State (6/4/22)  
20, vs. Southeastern (6/3/22)

4, vs. Southeastern [1st] (6/3/22)  
3, vs. Florida State (6/4/22)  
7, vs. Southeastern (6/3/22)  
7, vs. Southeastern (6/3/22)

C. Foster & S. DiChiara vs. Southeastern (1st) (6/3/22)  
R. Bliss, T. Miller & R. Woley vs. Texas A&M (1st) (5/15/21)

5, vs. Florida State (6/4/22)  
6, vs. Jacksonville State (4/21/21)  
7, vs. Chicago State (3/8/20)  
8, vs. BYU (G1 - 3/3/18)  
11, vs. Alabama A&M (2/24/21)

5, vs. Bethune-Cookman (5/6/14)  
6, vs. #21 Tennessee (3/17/19)  
7, vs. Presbyterian (5/8/12)  
8, vs. Alcorn State (2/22/12)

17, vs. Florida State (6/4/22)  
vs. Belmont (3/11/12)

## PITCHING SUPERLATIVES

**INDIVIDUAL**

Nine-inning no-hitter  
Nine-inning no-hitter (combined)

Seven-inning no-hitter

Nine-inning perfect game  
Seven-inning perfect game

Nine-inning one-hitter (individual)  
Nine-inning one-hitter (combined)

Five-inning one-hitter

Nine-inning two-hitter

Complete game  
Complete game shutout  
Consecutive complete games

Struck out 10 batters  
Struck out 11 batters  
Struck out 12 batters  
Struck out 13 batters  
Struck out 15 batters

**TEAM**

Struck out 15+ batters

Struck out 20+ batters

Struck out 15 batters consecutive games  
Shut out an opponent  
Consecutive shutouts  
Three straight shutouts  
Shut out an SEC opponent  
Shut out an SEC opponent on the road  
Consecutive SEC shutouts  
Consecutive SEC shutouts on the road  
Was shut out  
Was held to one hit  
Was no hit

**FIELDING SUPERLATIVES**

2 errors in a game  
3 errors in a game  
4 errors in a game

3 double plays turned in a game  
4 double plays turned in a game  
5 double plays turned in a game

Triple play (Auburn)  
Triple play (Opponent)

Threw a runner out at HP to end game

**MISC. SUPERLATIVES**

Won 10 or more consecutive games  
Won 15 or more consecutive games  
Won 8 or more consecutive SEC games  
Lost 5 or more consecutive games

Home winning streak  
Road winning streak  
Season-opening winning streak

Extra-innings victory  
Extra-innings loss

Swept a 3-game series  
Swept a road series  
Swept a road SEC series  
Swept a SEC series  
Swept a 4-game series  
Swept a doubleheader

Allowed 3 runs or fewer in a three-game series  
Allowed 3 runs or fewer in a four-game series  
Allowed 3 runs or fewer in a SEC series  
Allowed 4 runs or fewer in a series  
Allowed 4 runs or fewer in a SEC series  
Allowed 3 runs or fewer in a road series  
Allowed 3 runs or fewer in a SEC road series

Overcome a deficit of 7+ runs

Won a 1-0 game  
Lost a 1-0 game

Walk-off win  
Walk-off loss

Casey Mize vs. Northeastern (3/9/18)  
Mike Mueller [2.0], Lee Carter [1.0],  
Brandon Channell [1.0], Reid Price [1.0], Andrew Skinner [1.0], Arnold  
Hughey [1.0], Ken Clayton [1.0], Cory Dweitt [0.2], Sean Jones [0.1]  
vs. UAB (3/19/02)

Jason Johnson vs. LaGrange College (4/30/91)

Eric Brandon vs. Murray State (3/2/02)  
Jason Johnson vs. LaGrange College (4/30/91)

Keegan Thompson vs. Presbyterian (3/1/14)  
Tanner Burns [7.0], Cody Greenhill [2.0]  
vs. Chicago State (3/6/20)  
Kevin Davis [3.2], Jacob Milliman [1.1], vs. Radford  
(2/22/15)

Tanner Burns [9.0] vs. Cincinnati (3/1/19)

Joseph Gonzalez vs. #12 Vanderbilt (4/10/22)  
Jack Owen vs. UTSA (3/9/19)  
K. Thompson vs. Arkansas & LSU (4/4 & 4/11/15)

10 Mason Barnett vs. UCLA (6/5/22)  
11 by Jordan Armstrong vs. Yale (2/25/22)  
12 by Casey Mize at Kentucky (3/23/18)  
13 by Casey Mize vs. Texas A&M (3/16/18)  
15 by Tanner Burns vs. Cincinnati (3/1/19)

16, Bright [8], Sheehan [3], Burkhalter [5]  
vs. Stanford (6/20/22)

20, Fuller [4], Watson [4], Anderson [3], Greenhill [4],  
Skipper [3], Wade [2] vs. #9 Arkansas (4/5/19)  
vs. Ga State, at Missouri (4/5-7/16)  
2-0 vs. South Carolina (4/24/22)  
16-0 / 12-0 [7] vs. Rhode Island (3/5/22)  
2-0 vs. UT Martin / 6-0 vs. UTSA / 5-0 vs. UTSA (3/6-9/19)  
2-0 vs. South Carolina (4/24/22)  
3-0 at Missouri (5/21/21)  
5-0 and 4-0 at Miss. State (3/27-28/15)  
5-0 and 4-0 at Miss. State (3/27-28/15)  
3-0 vs. Oklahoma (2/18/22)  
vs. #24 Missouri (4/1/18)  
vs. #13 Arkansas (5/25/17)

Jake Wyandt vs. #1 Ole Miss (3/17/22)  
Luke Jarvis vs. Presbyterian (3/11/17)  
Brett Burnham at Alabama (4/5/00)

vs. Alabama (5/14/22)  
at #1 Arkansas (4/3/21)  
never

vs. Memphis (5/22/78)  
at Florida [4th] (3/15/08)

Bryson Ware at Mississippi State (4/17/22)

15 (2/24-3/22/19)  
15 (2/24-3/22/19)  
9 (4/1-21/95)  
5 (4/2-11/21)

21 (1964-66)  
14 (1967/1995)  
17 (2/7-3/5/97)

6-5, vs. Alabama State [10 inn] (4/19/22)  
4-5, at Texas A&M [11 inn] (3/26/22)

vs. South Carolina (4/22-24/22)  
at Alabama (4/20-21/18)  
at Alabama (4/20-21/18)  
vs. South Carolina (4/22-24/22)  
Rhode Island (3/4-6/22)  
Rhode Island (3/5/22)

2, vs. Chicago State (3/6-8/20)  
3, vs. Rhode Island (3/4-6/22)  
3, vs. Miss. State (3/27-29/15)  
3, vs. UTSA (3/8-9/19)  
4, vs. Georgia (4/23-25/15)  
3, vs. Miss. State (3/27-29/15)  
3, vs. Miss. State (3/27-29/15)

7 runs, [7-0, 12-8] vs. Florida A&M (2/22/17)

vs. Mercer (5/30/15) [NCAA Regional]  
vs. Ohio State (2/15/14)

vs. Alabama State [10 inn.] (4/19/22)  
at Mississippi State [9 inn.] (4/14/22)



YEAR-BY-YEAR RESULTS (1895-1948)

1895 (0-1)

Table with 5 columns: Date, Opponent, Score, W/L. Row: 4/1 at Mercer L

1896 (2-2)

Table with 5 columns: Date, Opponent, Score, W/L. Rows: 5/15 ALABAMA 12-9 W, 5/15 ALABAMA 14-8 W, 5/16 at Georgia 16-1 L

1897 (1-4)

Table with 5 columns: Date, Opponent, Score, W/L. Rows: 4/10 GEORGIA TECH 6-4 W, 4/24 Georgia 20-2 L, 4/30 Sewanee 4-1 L, 5/1 Sewanee 4-1 L, 5/7 Alabama PPD, 5/8 Alabama PPD, 5/15 Mercer 19-4 L

1898 (0-2)

Table with 5 columns: Date, Opponent, Score, W/L. Rows: 4/15 GEORGIA TECH 4-3 L, 4/16 Mercer 7-3 L

1899 (2-5)

Table with 5 columns: Date, Opponent, Score, W/L. Rows: 4/8 GEORGIA TECH 10-8 L, 4/15 at Mercer 11-2 L, 4/22 at Georgia Tech 6-4 L, 5/11 at Alabama 10-4 W, 5/12 at Alabama 6-5 L, 5/13 at Alabama 7-5 W, 5/15 MERCER 19-4 L

1900 (3-3)

Table with 5 columns: Date, Opponent, Score, W/L. Rows: 4/14 MONTGOMERY 17-5 W, 4/27 vs. Alabama (Montgomery) 9-7 W, 4/28 vs. Alabama (Montgomery) 9-5 L, 4/28 vs. Alabama (Montgomery) 5-4 L, 5/5 GEORGIA TECH 9-4 W, 5/12 at Mercer 11-4 L, 5/17 vs. Southern (Ala.) University PPD, 5/18 vs. Southern (Ala.) University PPD

1901 (1-7)

Table with 5 columns: Date, Opponent, Score, W/L. Rows: 3/29 at Clemson 8-0 L, 3/30 at Clemson 11-4 L, 4/26 Alabama 5-1 L, 4/27 Alabama 9-1 L, 4/27 Alabama 5-2 L, 5/4 at Georgia Tech 15-12 L, 5/5 at Georgia Tech L, 5/7 at Georgia 7-2 W

1902 (0-5)

Table with 5 columns: Date, Opponent, Score, W/L. Rows: 4/11 vs. Alabama (Selma, Ala.) 18-2 L, 4/12 vs. Alabama (Selma, Ala.) 0-11 L, 4/12 vs. Alabama (Selma, Ala.) 0-11 L, 4/19 at Mercer 6-4 L, 4/25 vs. Georgia (Atlanta, Ga.) 10-0 L

1903 (1-6)

Table with 5 columns: Date, Opponent, Score, W/L. Rows: 4/11 at Mercer 8-6 L, 4/13 CLEMSON 3-0 L, 4/21 vs. Georgia (Atlanta, Ga.) 8-2 L, 4/25 at Georgia Tech 8-7 L, 5/1 vs. Alabama (Selma, Ala.) 6-5 W, 5/2 vs. Alabama (Selma, Ala.) 10-3 L, 5/2 vs. Alabama (Selma, Ala.) 3-0 L

1904 (2-9)

Table with 5 columns: Date, Opponent, Score, W/L. Rows: 4/4 FLORIDA STATE 6-3 W, 4/9 at Mercer 8-1 L, 4/14 at Alabama 6-4 L, 4/15 at Alabama 8-1 L, 4/16 at Alabama 5-4 W, 4/23 at Georgia Tech 4-3 L, 4/25 at Georgia 8-3 L, 4/29 vs. Georgia 5-3 L, 4/29 vs. Georgia 5-0 L, 5/5 TULANE PPD, 5/6 TULANE PPD, 5/7 TULANE PPD

1905 (9-3)

SIAA CHAMPIONS

Table with 5 columns: Date, Opponent, Score, W/L. Rows: 3/30 at Mercer 3-1 L, 4/1 at Mercer 5-2 W, 4/6 at Southern (Ala.) University 6-3 W, 4/7 at Southern (Ala.) University 4-2 L, 4/8 at Southern (Ala.) University 5-2 W, 4/13 ALABAMA 3-2 L, 4/14 ALABAMA 4-3 W, 4/15 ALABAMA 6-5 W, 4/24 MERCER 12-7 W, 4/27 GEORGIA 2-0 W, 4/28 GEORGIA PPD, 5/5 GEORGIA TECH 1-0 W, 5/6 GEORGIA TECH 4-2 W

1906 (11-3)

Table with 5 columns: Date, Opponent, Score, W/L. Rows: 3/26 CUMBERLAND 5-4 W, 3/27 CUMBERLAND 9-3 W, 3/28 CUMBERLAND PPD, 4/6 at Mercer 10-3 W, 4/7 at Mercer 7-4 W, 4/20 at Alabama 14-0 W, 4/21 at Alabama 7-4 W, 5/4 SOUTHERN (ALA.) UNIVERSITY 1-0 W, 5/5 SOUTHERN (ALA.) UNIVERSITY 3-1 L, 5/7 CENTRE COLLEGE 5-3 W, 5/11 GEORGIA TECH 2-1 W, 5/12 GEORGIA TECH 5-0 L, 5/12 GEORGIA TECH 4-0 L, 5/14 at Mercer 10-8 W, 5/15 at Mercer 8-7 W

1907 (10-6-1)

Table with 5 columns: Date, Opponent, Score, W/L. Rows: 3/28 at LSU 4-0 W, 3/29 at LSU 5-3 W, 3/30 at LSU 4-3 L, 4/4 MARION 7-1 W, 4/5 MARION W, 4/6 MARION 4-0 L, 4/19 at Mercer 6-6 (11 inn.) T, 4/20 at Mercer 3-0 W, 4/25 ALABAMA 2-1 L, 4/26 ALABAMA 12-4 W, 4/27 ALABAMA 8-5 L, 5/2 at Georgia L, 5/3 at Georgia W, 5/4 at Georgia W, 5/10 GEORGIA TECH 3-2 W, 5/11 GEORGIA TECH 2-0 L, 5/11 GEORGIA TECH 4-1 W

1908 (14-5-1)

Table with 5 columns: Date, Opponent, Score, W/L. Rows: 3/26 NORTH GEORGIA 6-3 W, 3/27 NORTH GEORGIA 15-4 W, 3/28 NORTH GEORGIA 6-6 T, 4/3 MISSISSIPPI STATE 6-3 W, 4/4 MISSISSIPPI STATE 7-0 W, 4/4 MISSISSIPPI STATE 6-4 W, 4/17 at Mercer 2-1 W, 4/18 at Mercer 3-1 W, 4/23 at Alabama 3-1 L, 4/25 at Alabama 9-1 L, 4/25 at Alabama 1-0 L, 4/27 vs. Mercer (Columbus, Ga.) 10-0 W, 4/27 vs. Mercer (Columbus, Ga.) 6-2 W, 5/1 at Georgia Tech 1-0 W, 5/2 at Georgia Tech 7-2 L, 5/7 CENTRE COLLEGE 13-2 W, 5/8 CENTRE COLLEGE 6-4 W, 5/9 CENTRE COLLEGE 10-0 W, 5/11 GEORGIA TECH 6-0 L, 5/12 GEORGIA TECH 8-3 W

1909 (14-6-1)

Table with 5 columns: Date, Opponent, Score, W/L. Rows: 3/26 at Mercer 4-3 W, 3/27 at Mercer 1-0 W, 4/1 SAMFORD 7-1 W, 4/2 SAMFORD 19-5 W, 4/3 SAMFORD 7-5 W, 4/9 at Georgia 3-2 L, 4/10 at Georgia 7-3 W, 4/10 at Georgia 9-2 L, 4/16 GEORGIA 6-6 T, 4/17 GEORGIA 10-1 W, 4/17 GEORGIA 7-2 W, 4/19 at Sewanee 8-3 L, 4/20 at Sewanee 2-1 L, 4/20 at Sewanee 7-1 W, 4/29 GEORGIA TECH 6-0 W, 4/30 GEORGIA TECH 8-2 L, 5/7 at Georgia Tech 2-0 W, 5/8 GEORGIA TECH 6-5 L, 5/11 CUMBERLAND 5-0 W, 5/12 CUMBERLAND 17-3 W, 5/13 CUMBERLAND 7-3 W

1910 (8-6)

Table with 5 columns: Date, Opponent, Score, W/L. Rows: 4/1 at Alabama Presbyterian 3-1 W, 4/2 at Alabama Presbyterian 12-1 W, 4/8 at Georgia 5-0 W, 4/9 at Georgia 4-2 W, 4/9 at Georgia 7-2 L, 4/15 GEORGIA TECH 16-1 W, 4/16 GEORGIA TECH PPD, 4/25 at Mercer 8-3 L, 4/26 at Mercer 3-1 L, 4/26 at Mercer 2-1 W, 5/6 at Georgia Tech 3-1 L, 5/7 at Georgia Tech PPD, 5/9 MERCER 6-5 W, 5/10 MERCER 7-2 W, 5/13 GEORGIA 4-3 L, 5/14 GEORGIA 10-3 L

1911 (8-11)

Table with 5 columns: Date, Opponent, Score, W/L. Rows: 4/3 at Mississippi State 5-3 W, 4/3 at Mississippi State 6-0 L, 4/5 at Mississippi State 2-1 W, 4/7 at Georgia 2-0 L, 4/8 at Georgia 1-0 L, 4/14 GEORGIA 1-0 L, 4/14 GEORGIA 3-1 L, 4/15 GEORGIA 7-5 L, 4/17 at Georgia Tech 4-1 L, 4/18 at Georgia Tech 9-4 L, 4/24 at Mercer 1-0 L, 4/25 at Mercer 8-1 L, 4/26 at Mercer 9-1 L, 5/4 SAMFORD W, 5/5 SAMFORD W, 5/6 SAMFORD W, 5/12 CLEMSON 7-6 W, 5/13 CLEMSON 5-4 W, 5/13 CLEMSON 3-2 W

1912 (7-9-1)

Table with 5 columns: Date, Opponent, Score, W/L. Rows: 3/29 VANDERBILT 7-6 W, 3/30 VANDERBILT 7-6 (11 inn.) L, 4/5 GEORGIA 6-3 L, 4/6 GEORGIA 6-0 L, 4/6 GEORGIA 1-0 L, 4/8 MISSISSIPPI STATE 6-4 W, 4/10 MISSISSIPPI STATE 10-9 W, 4/10 MISSISSIPPI STATE 2-1 W, 4/22 TEXAS 4-3 W, 4/22 TEXAS 3-3 T, 4/25 MERCER 1-0 L, 5/2 at Georgia Tech 3-2 L, 5/3 at Georgia Tech 7-5 W, 5/4 at Georgia Tech 5-3 L, 5/7 at Clemson 2-1 L, 5/8 at Clemson 4-3 L, 5/9 at Clemson 4-0 W

1913 (11-6)

Table with 5 columns: Date, Opponent, Score, W/L. Rows: 3/28 at Georgia 5-1 L, 3/29 at Georgia 4-3 W, 3/29 at Georgia 11-0 L, 4/4 SOUTHERN (ALA.) UNIVERSITY 13-0 W, 4/5 SOUTHERN (ALA.) UNIVERSITY 8-2 W, 4/5 SOUTHERN (ALA.) UNIVERSITY 3-2 L, 4/10 at Florida 3-2 W, 4/11 at Florida 8-5 W, 4/12 at Florida 4-2 W, 4/18 GEORGIA TECH 3-2 W, 4/19 GEORGIA TECH 10-4 L, 4/19 GEORGIA TECH 4-3 W, 4/26 MERCER 10-2 W, 4/26 MERCER 8-4 W, 5/8 CLEMSON 10-3 W, 5/9 CLEMSON 18-4 L, 5/10 CLEMSON 5-3 L

1914 (10-7)

Table with 5 columns: Date, Opponent, Score, W/L. Rows: 3/27 at Georgia Tech 9-4 W, 3/28 at Georgia Tech 10-5 L, 4/3 GEORGIA 11-2 L, 4/4 GEORGIA 10-2 L, 4/4 GEORGIA 6-3 L, 4/9 at Florida 8-1 W, 4/10 at Florida 4-3 W, 4/11 at Florida 5-3 L, 4/17 TULANE 8-3 W, 4/18 TULANE 1-0 W, 4/18 TULANE 8-6 W, 4/24 at Mercer 11-1 L, 5/7 CUMBERLAND W, 5/8 CUMBERLAND 7-2 W, 5/14 at Clemson 5-4 W, 5/15 at Clemson 13-5 L, 5/16 at Clemson 6-2 W

1915 (9-5-3)

Table with 5 columns: Date, Opponent, Score, W/L. Rows: 3/26 at Georgia 6-4 W, 3/27 at Georgia 4-1 W, 3/27 at Georgia 7-0 L, 4/3 WEST VIRGINIA WESLEYAN 6-3 W, 4/3 WEST VIRGINIA WESLEYAN 2-0 W, 4/16 GEORGIA TECH 6-6 T, 4/17 GEORGIA TECH 12-2 L, 4/17 GEORGIA TECH 7-1 L, 4/23 vs. Florida (Tallahassee, Fla.) 8-2 W, 4/24 vs. Florida (Tallahassee, Fla.) 7-2 W, 4/24 vs. Florida (Tallahassee, Fla.) 5-5 T, 5/8 vs. Clemson (Atlanta, Ga.) 10-3 W, 5/8 CLEMSON (7 inn.) 3-1 W, 5/8 CLEMSON (7 inn.) 2-0 W, 5/14 vs. Mississippi St. (Meridian, Miss.) 3-0 L, 5/15 vs. Mississippi St. (Columbus, Miss.) 4-3 L, 5/15 vs. Mississippi St. (Columbus, Miss.) 1-1 T

1916 (17-4) SIAA CHAMPIONS

Table with 5 columns: Date, Opponent, Score, W/L. Rows: 3/31 at Marion 1-0 W, 4/1 at Marion 3-1 W, 4/1 at Marion 2-0 W, 4/7 GEORGIA 6-3 W, 4/8 GEORGIA 9-6 W, 4/8 GEORGIA 3-1 W, 4/14 at Georgia Tech 6-4 L, 4/15 at Georgia Tech 10-9 W, 4/15 at Georgia Tech 3-0 W, 4/21 MISSISSIPPI STATE 5-2 W, 4/22 MISSISSIPPI STATE 3-1 W, 4/22 MISSISSIPPI STATE 5-4 W, 4/26 at Mercer 7-4 W, 4/27 at Mercer 11-7 L, 4/27 at Mercer 7-4 L, 5/5 at Clemson 5-4 L, 5/6 at Clemson 9-1 W, 5/6 at Clemson 3-1 W, 5/12 FLORIDA 7-0 W, 5/13 FLORIDA 14-3 W, 5/13 FLORIDA 7-1 W







# YEAR-BY-YEAR RESULTS (1895-1948)

## 1917 (9-5)

Date	Opponent	Score	W/L
3/28	at Southern (Ala.) University	6-1	W
3/29	at Southern (Ala.) University	8-2	W
3/30	at Marion	10-1	W
3/31	at Marion	11-1	W
4/6	at Georgia	10-0	L
4/7	at Georgia	3-0	W
4/7	at Georgia	2-0	L
4/14	GEORGIA TECH	5-4	W
4/14	GEORGIA TECH	4-1	W
4/20	LSU	CLD	
4/21	LSU	CLD	
4/25	MERCER	6-2	L
4/26	MERCER	4-2	L
5/4	CLEMSON	7-0	W
5/5	CLEMSON	8-3	W
5/5	CLEMSON	7-4	L

## 1918 (7-5) SIAA CHAMPIONS

Date	Opponent	Score	W/L
3/29	at Georgia	12-2	W
3/30	at Georgia	3-1	L
4/5	MERCER	16-10	W
4/6	MERCER	6-2	W
4/12	at Georgia Tech	8-4	L
4/13	at Georgia Tech	10-4	W
4/19	GEORGIA TECH	8-3	L
4/20	GEORGIA TECH	3-0	W
4/26	at Mercer	3-0	L
4/27	at Mercer	2-1	L
5/3	GEORGIA	4-2	W
5/4	GEORGIA	7-2	W

## 1919 (8-7-1)

Date	Opponent	Score	W/L
3/28	GEORGIA	0-0 (11 inn.)	T
3/29	GEORGIA	6-0	L
4/4	at Georgia	5-4	L
4/5	at Georgia	3-0	L
4/11	at Georgia Tech	2-1 (10 inn.)	L
4/12	at Georgia Tech	4-2	L
4/18	OGLETHORPE	3-2 (10 inn.)	W
4/19	OGLETHORPE	6-2	W
4/25	at Mercer	10-2	L
4/26	at Mercer	3-0	W
5/3	BIRMINGHAM-SOUTHERN	15-3	W
5/4	BIRMINGHAM-SOUTHERN	11-2	W
5/6	SAMFORD	4-3	L
5/6	SAMFORD	5-4	W
5/10	MERCER	4-1	W
5/11	MERCER	5-4 (12 inn.)	W

## 1920 (16-5-3) SIAA CHAMPIONS

Date	Opponent	Score	W/L
3/26	SAMFORD	1-1	T
3/27	SAMFORD	9-3	W
4/1	at Oglethorpe	7-0	W
4/2	at Oglethorpe	3-1	W
4/3	at Furman	1-0	L
4/4	at Furman	2-0	W
4/5	at Clemson	10-0	W
4/6	at Clemson	15-2	W
4/12	MICHIGAN	1-1	T
4/13	MICHIGAN	4-3	W
4/16	GEORGIA TECH	6-2	L
4/17	GEORGIA TECH	5-4	W
4/19	at Wofford	3-2	L
4/20	at Wofford	5-4	W
4/21	at Virginia	1-0	L
4/22	at Virginia	4-0	W
4/23	at Washington & Lee	6-4	L
4/24	at VMI	7-2	W
4/30	GEORGIA	9-3	W
5/1	GEORGIA	3-0	W
5/4	vs. Florida (Tallahassee, Fla.)	7-2	W
5/5	vs. Florida (Tallahassee, Fla.)	1-0	W
5/5	vs. Florida (Tallahassee, Fla.)	1-1	T
5/10	at Georgia	1-0	W
5/11	at Georgia	3-2	W

## 1921 (18-4)

Date	Opponent	Score	W/L
3/21	CINCINNATI	10-1	W
3/25	YALE	4-1	L
3/26	at Mercer	8-5	W
4/1	OGLETHORPE	11-3	W
4/2	OGLETHORPE	3-1	L
4/4	INDIANA	10-4	W
4/5	INDIANA	2-1	W
4/8	CLEMSON	12-1	W
4/9	CLEMSON	12-1	W
4/15	at Georgia Tech	8-3	L
4/16	at Georgia Tech	PPD	
4/18	at Furman	8-4	W
4/19	at Furman	19-4	W
4/20	at Washington & Lee	4-0	W
4/21	at Washington & Lee	6-1	W
4/25	GEORGIA	4-1	W
4/26	vs. Georgia (Columbus, Ga.)	2-0	W
4/28	FT. BENNING	4-1	W
4/29	MERCER	5-0	W
4/30	MERCER	12-2	W
5/4	at Ft. Benning	4-1	W
5/6	at Georgia	12-4	W
5/7	at Georgia	4-0	W

## 1922 (8-10)

Date	Opponent	Score	W/L
3/17	FT. BENNING	1-0	W
3/18	FT. BENNING	10-3	L
3/24	at Ft. Benning	9-4	W
3/25	at Ft. Benning	8-4	L
3/31	at Georgia Tech	PPD	
4/1	at Georgia Tech	7-6	W
4/8	BIRMINGHAM-SOUTHERN	5-0	W
4/8	BIRMINGHAM-SOUTHERN	2-1	L
4/14	GEORGIA TECH	8-5	W
4/15	at Georgia Tech	5-4	L
4/21	at Mercer	4-3	L
4/22	at Mercer	6-4	W
4/28	at Oglethorpe	PPD	
4/29	at Oglethorpe	PPD	
5/1	vs. Vanderbilt (Montgomery, Ala.)	10-7	W
5/2	VANDERBILT	3-1	L
5/5	vs. Georgia	7-1	L
5/6	GEORGIA	3-2	L
5/12	GEORGIA	2-0	W
5/13	at Georgia	5-1	L

## 1923 (8-10-4)

Date	Opponent	Score	W/L
3/17	FT. BENNING	7-6	W
3/17	FT. BENNING	8-2	L
3/23	MERCER	4-0 (5 inn.)	W
3/24	MERCER	2-0	L
4/2	vs. Yale (Marion, Ga.)	4-0	W
4/3	at Ft. Benning	1-0	W
4/4	at Ft. Benning	6-0	L
4/6	DUKE	5-3	W
4/7	vs. Duke (Montgomery, Ala.)	10-7	L
4/11	vs. Michigan (Montgomery, Ala.)	8-1	W
4/12	MICHIGAN	9-2	L
4/14	vs. Georgia Tech (Montgomery) 2-2 (10 inn.)	T	
4/15	at Georgia Tech	7-3	W
4/16	at Vanderbilt	23-11	L
4/17	at Vanderbilt	8-2	L
4/21	GEORGIA TECH	2-2 (5 inn./rain)	T
4/22	vs. Georgia Tech (Mont.) 1-1 (7 inn./rain)	T	
4/30	vs. North Carolina (Montgomery)	3-3	T
5/5	GEORGIA	PPD	
5/6	vs. Georgia (Montgomery, Ala.) 7-5 (8 inn.)	L	
5/12	at Georgia	9-1	L
5/13	at Georgia	3-0	L

## 1924 (8-10-4)

Date	Opponent	Score	W/L
3/19	OHIO STATE	7-4	L
3/20	OHIO STATE	3-1	W
3/24	SAMFORD	5-2	L
3/25	SAMFORD	2-1	W
3/28	at Mercer	6-3	L
3/29	at Mercer	7-4	L
4/3	GEORGIA TECH	17-5	L
4/4	GEORGIA TECH	2-0	L
4/11	at Vanderbilt	19-11	L
4/12	at Vanderbilt	4-0	L
4/16	vs. Michigan (Montgomery, Ala.)	10-9	L
4/18	at Florida	10-3	W
4/19	at Florida	4-3	L
4/21	DUKE	4-2	L
4/25	at Samford	3-2	W
4/26	at Birmingham-Southern	7-6	L
5/3	vs. Mississippi St. (Montgomery, Ala.)	4-0	L
5/9	GEORGIA	5-3	L
5/10	GEORGIA	2-1	W
5/14	at Georgia Tech	7-6	L
5/15	at Georgia Tech	2-0	L
5/17	at Georgia	9-0	L

## 1925 (5-15)

Date	Opponent	Score	W/L
3/20	at Ft. Benning	9-4	L
3/21	at Ft. Benning	17-6	L
3/24	FT. BENNING	7-5	L
3/25	FT. BENNING	9-7	W
3/27	at Birmingham-Southern	13-5	W
3/28	at Birmingham-Southern	7-0	W
4/3	GEORGIA	5-2	L
4/4	GEORGIA	3-2	L
4/10	ILLINOIS	3-0	L
4/11	ILLINOIS	4-3	W
4/17	VANDERBILT	7-3	W
4/18	VANDERBILT	7-5	L
4/24	at Georgia Tech	25-2	L
4/25	GEORGIA TECH	10-8	L
5/1	at Georgia	4-1	L
5/2	at Georgia	8-0	L
5/4	at Clemson	7-5	L
5/5	at Furman	4-2	L
5/15	at Mercer	L	
5/16	at Mercer	4-0	L

## 1926 (21-7)

Date	Opponent	Score	W/L
3/19	at Ft. Benning	3-2	W
3/20	at Ft. Benning	14-12	W
3/23	FT. BENNING	11-4	W
3/23	FT. BENNING	5-1	W
3/24	GEORGIA	6-2	W
3/25	GEORGIA	PPD	
3/30	at Spring Hill	PPD	
3/31	at Loyola-New Orleans	6-5	W
4/1	at Loyola-New Orleans	13-2	W
4/2	at Tulane	4-2	L
4/3	at Tulane	4-0	W
4/5	MICHIGAN	8-5	W
4/6	CLEMSON	10-7	W
4/7	CLEMSON	7-0	W
4/9	at Georgia Tech	5-0	L
4/10	at Georgia Tech	13-7	L
4/14	at Samford	8-0	W
4/15	at Sewanee	10-6	W
4/16	at Vanderbilt	9-6	L
4/17	at Vanderbilt	8-4	W
4/23	vs. Birmingham-Southern (Mont.)	2-0	W
4/24	BIRMINGHAM-SOUTHERN	3-0	W
4/27	at Florida	2-1	W
4/28	at Florida	4-3	W
4/30	at Georgia	9-1	L
5/1	at Georgia	3-2	L
5/4	at Oglethorpe	9-8	L
5/5	OGLETHORPE	8-2	W
5/17	MERCER	5-4	W
5/18	MERCER	9-5	W

## 1927 (14-6-1)

Date	Opponent	Score	W/L
3/30	GEORGIA	7-6	W
3/31	GEORGIA	6-2	W
4/1	TULANE	12-3	W
4/2	TULANE	6-0	W
4/4	FLORIDA	2-1	W
4/5	FLORIDA	1-0	L
4/8	vs. Georgia Tech	10-2	W
4/9	vs. Georgia Tech	7-5	W
4/15	ILLINOIS	12-5	W
4/16	ILLINOIS	10-8	L
4/20	at Clemson	11-5	W
4/22	at South Carolina	11-2	W
4/23	at South Carolina	8-4	L
4/25	at Florida	9-8	L
4/26	at Florida	4-3	L
4/27	at Florida	5-0	W
4/29	VANDERBILT	4-0	W
4/30	VANDERBILT	6-4	W
5/4	CLEMSON	6-2	W
5/5	CLEMSON	3-3 (6)	T
5/6	at Vanderbilt	1-2	L

## 1928 (17-5-2)

Date	Opponent	Score	W/L
3/23	at Ft. Benning	7-0	W
3/24	at Ft. Benning	11-0	W
3/30	TULANE	6-1	W
3/31	vs. Tulane	9-3	W
4/2	CLEMSON	6-2	W
4/3	CLEMSON	6-6	T
4/9	GEORGIA	3-3	T
4/11	FLORIDA	4-1	W
4/12	FLORIDA	10-5	W
4/13	FT. BENNING	12-11	L
4/16	GEORGIA TECH	15-4	W
4/17	GEORGIA TECH	11-2	L
4/21	at Georgia Tech	7-5	L
4/26	vs. Florida	6-5	L
4/27	vs. Florida	2-0	W
4/28	vs. Florida	2-1	W
5/2	at Clemson	11-3	W
5/3	at Clemson	9-6 (6)	W
5/4	at South Carolina	6-3	W
5/4	at Clemson	6-5	L
5/8	at Georgia	5-1	W
5/11	SOUTH CAROLINA	9-2	W
5/12	SOUTH CAROLINA	12-3	W
5/21	MERCER	5-1	W

## 1929 (11-9-1)

Date	Opponent	Score	W/L
5/29	at Tulane	10-4	L
5/30	at Tulane	17-1	W
4/3	GEORGIA TECH	23-3	W
4/4	GEORGIA TECH	16-8	W
4/5	BIRMINGHAM SOUTHERN	8-6	W
4/6	BIRMINGHAM SOUTHERN	16-5	W
4/8	at Georgia	5-3	L
4/9	at Georgia	8-7	L
4/15	CLEMSON	6-6	T
4/16	CLEMSON	4-3	L
4/19	at Georgia Tech	12-8	L
4/20	at Georgia Tech	8-3	L
4/25	vs. Florida	9-7	W
4/26	vs. Florida	7-3	W
4/27	vs. Florida	7-6	W
5/3	VANDERBILT	8-6	L
5/4	VANDERBILT	7-6	W
5/10	GEORGIA	11-1	L
5/11	GEORGIA	6-2	W
5/21	MERCER	5-4	L



## YEAR-BY-YEAR RESULTS (1895-1948)

## 1930 (13-7)

Date	Opponent	Score	W/L
3/14	FT. BENNING	5-4	W
3/15	at Ft. Benning	9-3	W
3/29	TULANE	11-2	W
3/29	TULANE	5-1	W
4/11	GEORGIA	4-2	L
4/12	GEORGIA	7-3	L
4/16	GEORGIA TECH	7-4	W
4/17	GEORGIA TECH	6-2	L
4/24	vs. Florida	3-2	L
4/25	vs. Florida	3-2	W
4/26	vs. Florida	4-3	L
5/2	at Georgia	2-0	L
5/3	at Georgia	8-6	W
5/5	at Clemson	4-3	W
5/6	at Clemson	14-10 (10)	W
5/9	MERCER	15-5	W
5/10	MERCER	7-5	L
5/12	SAMFORD	10-6	W
5/15	at Samford	8-6	W

## 1931 (18-4)

SIAA CHAMPIONS  
DIXIE LEAGUE CHAMPIONS

Date	Opponent	Score	W/L
3/26	FT. BENNING	12-1	W
4/6	at Mercer	10-5	W
4/7	at Mercer	5-1	W
4/10	at Oglethorpe	13-8	W
4/11	at Oglethorpe	14-5	W
4/13	OGLETHORPE	8-3	L
4/14	OGLETHORPE	12-0	W
4/22	at Georgia	12-2	W
4/23	at Georgia	13-7	W
4/24	at Georgia Tech	13-8	W
4/25	at Georgia Tech	11-7	L
4/27	GEORGIA	3-1	W
4/28	GEORGIA	7-6	W
5/1	at Florida	6-3	W
5/2	at Florida	5-1	L
5/5	at Mercer	3-0	W
5/8	vs. Florida	5-1	L
5/9	vs. Florida	4-3	W
5/11	GEORGIA TECH	11-5	W
5/12	GEORGIA TECH	13-0	W
5/15	VANDEBILT	19-1	W
5/16	VANDEBILT	3-1	W

## 1932 (11-4-1)

## DIXIE LEAGUE PENNANT

Date	Opponent	Score	W/L
4/1	at Lanett	6-5	W
4/8	GEORGIA	3-1	W
4/9	GEORGIA	9-0	W
4/15	at Georgia Tech	6-6	T
4/16	at Georgia Tech	12-10	W
4/16	at Georgia Tech	5-4	L
4/18	at Georgia	5-1	L
4/19	at Georgia	11-3	L
4/22	FLORIDA	5-2	W
4/23	FLORIDA	6-2	W
4/29	GEORGIA TECH	8-7 (10)	W
4/30	GEORGIA TECH	5-4	L
5/6	OGLETHORPE	6-5 (10)	W
5/7	OGLETHORPE	11-5	W
5/13	at Oglethorpe	3-1	W
5/14	at Oglethorpe	12-5	W

## 1933 (8-5-1)

Date	Opponent	Score	W/L
4/1	at Lanett	8-3	W
4/7	at Georgia Tech	4-3	L
4/8	at Georgia Tech	11-7	W
4/14	GEORGIA	8-8	T
4/18	LANETT	7-2	W
4/21	at Georgia	8-1	L
4/26	FT. BENNING	10-5	W
4/28	GEORGIA TECH	4-3 (10)	W
4/29	GEORGIA TECH	9-5	W
5/5	at Oglethorpe	7-2	W
5/6	at Oglethorpe	9-5	W
5/12	OGLETHORPE	8-0	L
5/13	OGLETHORPE	13-10 (10)	L

## 1934 (10-8-1)

Date	Opponent	Score	W/L
3/21	vs. Chattanooga	7-1	W
3/23	LANETT	5-0	W
3/24	at Lanett	4-1	W
3/28	CHATTANOOGA	5-0	L
4/2	vs. Chattanooga		L
4/6	at Georgia Tech	10-4	L
4/7	at Georgia Tech	7-4	W
4/13	GEORGIA	9-8	W
4/14	GEORGIA	12-7	L
4/20	at Georgia	10-6	L
4/21	at Georgia	5-0	L
4/28	GEORGIA TECH	1-0	W
5/4	at Oglethorpe	8-2	L
5/5	at Oglethorpe	13-6	W
5/10	SHAWMUT MILLS	8-5	W
5/11	OGLETHORPE	6-6 (12)	T
5/12	Fort Benning	9-3	L
	Auburn Ramblers		W

## 1935 (7-14)

Date	Opponent	Score	W/L
3/27	TROY	4-1	W
4/4	St. Louis (NL)	5-1	L
4/5	GEORGIA	4-3	W
4/6	GEORGIA	11-5	L
4/10	at Georgia	7-2	W
4/11	at Georgia		L
4/12	at Bona Allen	17-0	L
4/13	at Bona Allen	6-1	L
4/16	at Troy	7-6	L
4/16	at Troy	10-7	W
4/18	at Florida	7-6	W
4/19	at Florida	9-4	W
4/20	at Florida	8-6	L
4/22	GEORGIA TECH	6-3	L
4/23	GEORGIA TECH	4-3	L
4/26	at Goodyear	10-6	L
5/10	OGLETHORPE	3-1	L
5/11	OGLETHORPE	7-5	L
5/11	OGLETHORPE	9-3	L
5/14	OGLETHORPE	2-0	W
5/15	OGLETHORPE	7-5 (13)	L

## 1936 (13-5)

Date	Opponent	Score	W/L
3/26	TROY	10-4	W
3/26	TROY	5-0	W
4/3	OGLETHORPE	7-6	W
4/4	OGLETHORPE	8-4	W
4/10	vs. Georgia	3-2	W
4/11	vs. Georgia	8-3	L
4/13	LSU	6-4	L
4/14	LSU	16-4	L
4/15	FLORIDA	10-2	W
4/16	FLORIDA	4-1	W
4/17	at Georgia	6-2	W
4/18	at Georgia	3-0	W
4/24	BIRMINGHAM SOUTHERN	11-4	W
4/25	BIRMINGHAM SOUTHERN	3-0	L
5/1	at Troy	2-1	W
5/1	at Troy	3-1	W
5/6	at Bona Allen	9-0	L
5/7	at Bona Allen	2-0	L
5/8	at Oglethorpe	10-4	W
5/9	at Oglethorpe	3-2	L

1937 (21-4-1)  
SEC CHAMPIONS

Date	Opponent	Score	W/L
3/25	GOODYEAR	3-1	L
3/25	GOODYEAR	0-0	T
3/27	SHAWMUT MILLS	4-0	W
3/31	MISS. COLLEGE	7-6	W
4/1	MISS. COLLEGE	6-1	W
4/2	TROY	17-2	W
4/3	TROY	10-5	L
4/7	at Georgia Tech	3-2	W
4/9	at Georgia	7-4	W
4/10	at Georgia	12-7	W
4/16	GEORGIA	2-1	W
4/17	GEORGIA	7-2	W
4/21	at Troy	2-1 (5)	W
4/22	at Troy	12-4	W
4/23	at Florida	9-7	W
4/24	at Florida	9-4	W
4/26	BILL WHITE'S TEAM	6-0	W
5/1	GEORGIA TECH	6-5	W
5/1	GEORGIA TECH	3-2	L
5/4	SHAWMUT MILLS	11-2	W
5/7	at Oglethorpe	11-10	W
5/8	at Oglethorpe	12-10 (10)	W
5/11	FAIRFAX MILLS	5-3	W
5/13	OGLETHORPE	6-4	L
5/14	OGLETHORPE	4-1	W

## 1938 (12-10)

Date	Opponent	Score	W/L
3/24	GOODYEAR	10-7	W
3/24	GOODYEAR	4-2	L
3/30	TROY	12-9	W
3/31	TROY	15-9	W
4/2	LANETT	8-5	L
4/13	at Troy		W
4/14	at Troy	5-1	W
4/15	FLORIDA	4-3	L
4/16	FLORIDA	6-5	W
4/18	at Mississippi	6-5	W
4/19	at Mississippi	5-3	L
4/22	GEORGIA	3-2	W
4/23	GEORGIA	2-1	L
4/29	GEORGIA TECH	9-6	L
4/30	GEORGIA TECH	9-2	W
5/4	at Oglethorpe	3-2	L
5/6	at Georgia	11-7	L
5/7	at Georgia	12-10	W
5/11	at Georgia Tech	6-2	L
5/12	at Georgia Tech	5-4 (10)	L
5/13	OGLETHORPE	5-3	W
5/14	OGLETHORPE	5-4	W

## 1939 (16-10)

Date	Opponent	Score	W/L
3/31	at Oglethorpe	5-3	L
4/1	at Oglethorpe	5-3	L
4/7	at Lanett	6-2	W
4/10	at Tallahassee	15-4	W
4/13	at Ft. Benning	6-1	W
4/14	GEORGIA TECH	5-2	W
4/15	GEORGIA TECH	11-4	W
4/18	at Miss. State	5-1	W
4/19	at Miss. State	8-2	W
4/21	GEORGIA	5-2	W
4/22	GEORGIA	6-3	L
4/29	MISSISSIPPI	3-2	W
4/29	MISSISSIPPI	4-1	W
5/1	at Georgia Tech	11-2	W
5/2	at Georgia Tech	5-4	L
5/3	at Georgia	10-7	W
5/4	at Georgia	5-3	L
5/5	at Florida	9-2	L
5/6	at Florida	11-2	W
5/12	OGLETHORPE		W
5/13	OGLETHORPE	11-4	W
5/15	at Lanett	5-1	W

## 1940 (15-8-1)

Date	Opponent	Score	W/L
3/23	at Ft. Benning	5-0	L
3/26	at Ft. Benning	3-2	W
3/28	PURDUE	7-2	W
3/29	PURDUE	6-1	L
4/1	DAYTONA BEACH	9-1	W
4/2	HAMILTON, ONTARIO	12-4	W
4/5	at Georgia Tech	4-2	L
4/6	at Georgia Tech	7-1	W
4/10	at Oglethorpe	7-0	W
4/11	at Oglethorpe	7-3	W
4/12	GEORGIA	4-0	L
4/13	GEORGIA	14-3	L
4/16	at Lanett		T
4/17	at Godsden	6-5	W
4/20	GEORGIA TECH	2-0	W
4/22	at Georgia	6-5	L
4/23	at Georgia	11-6	W
4/27	at Calloway Mills	19-3	W
5/3	FLORIDA	2-1	W
5/4	FLORIDA	4-2	L
5/7	at Calloway Mills	17-4	W
5/9	at Lanett	19-12	W
5/10	OGLETHORPE	9-4	L
5/11	OGLETHORPE	12-7	W

## 1941 (12-11-1)

Date	Opponent	Score	W/L
3/27	PURDUE	13-1	W
3/28	PURDUE	2-0	L
3/30	PURDUE	8-3	W
3/31	MICHIGAN STATE	9-8	W
4/1	at Montgomery		L
4/3	INDIANA	11-7	L
4/4	INDIANA	3-2	W
4/10	at Oglethorpe	3-2	L
4/10	at Oglethorpe	1-1	T
4/11	at Georgia	30-4	L
4/12	at Georgia	8-3	L
4/16	GEORGIA TECH	5-3	L
4/17	GEORGIA TECH	7-4	L
4/18	GEORGIA	3-2	W
4/19	GEORGIA	10-9	W
4/23	DOTHAN	5-0	W
4/25	at Ft. Benning	10-7	L
4/26	at Ft. Benning	8-3	L
4/28	at Georgia Tech	8-4	W
4/29	at Georgia Tech	17-4	W
5/2	at Florida	10-9	W
5/3	at Florida	6-5	L
5/9	OGLETHORPE	6-1	W
5/10	OGLETHORPE	8-3	W

## 1942 (10-8)

Date	Opponent	Score	W/L
3/27	MICHIGAN STATE		L
4/1	at Oglethorpe	5-4	W
4/2	at Oglethorpe	7-5	L
4/3	at Georgia	8-4	L
4/4	at Georgia	8-3	W
4/10	GEORGIA TECH	7-1	W
4/11	GEORGIA TECH	8-4	W
4/17	GEORGIA	17-13	L
4/18	GEORGIA	7-3	L
4/20	at Georgia Tech	15-10	L
4/21	at Georgia Tech	11-9	W
4/24	at Ft. Benning	7-3	L
4/25	at Ft. Benning	9-7	W
5/1	MAXWELL FIELD	11-1	W
5/2	FT. BENNING	20-0	W
5/1	at Riverview	19-1	W
5/8	at Oglethorpe	4-1	W
5/9	at Oglethorpe	3-1	L

## 1943 (9-3)

Date	Opponent	Score	W/L
4/10	CHATTASCOOCHIEE	19-1	W
4/11	at Gunter Field	3-1	L
4/16	at Georgia	14-3	W
4/17	at Georgia	6-5	L
4/18	FORT BENNING	12-4	W
4/23	GEORGIA	6-4	W
4/24	GEORGIA	5-4	W
4/28	GUNTER FIELD	9-4	W
5/1	FT. BENNING	15-2	W
	CHATTASCOOCHIEE	7-4	W
5/6	at Acme	4-2	W
5/7	GUNTER FIELD	11-9	L







# YEAR-BY-YEAR RESULTS (1895-1948)

## 1946 (11-4)

Date	Opponent	Score	W/L
4/6	FT. BENNING	11-7	L
4/12	FLORIDA	3-1	W
4/13	FLORIDA	4-1	L
4/16	MIAMI	8-5	W
4/22	BRADLEY	8-5	W
4/26	at Georgia		L
4/27	at Georgia	6-5	L
4/29	at Florida	7-1	W
4/30	at Florida	8-3	W
5/3	at Miami	1-0	W
5/4	at Miami	11-7	W
5/11	at Phenix City	13-0	W
5/18	at Maxwell AFB	4-2	W
5/27	GEORGIA	5-2	W
5/28	GEORGIA	4-3	W

## 1947 (17-7)

Date	Opponent	Score	W/L
4/9	MERCER	16-3	W
4/10	MERCER		W
4/12	MAXWELL FIELD		W
4/16	at Mississippi State	4-0	L
4/17	at Mississippi	6-1	W
4/25	FLORIDA	3-1	W
4/26	FLORIDA	7-3	W
	Tallahadega		W
	Tallahadega		W
5/6	at Georgia	11-7	W
5/7	at Georgia	10-9	L
5/10	MISSISSIPPI STATE	7-1	L
5/11	MISSISSIPPI STATE	9-6	L
5/12	at Florida	18-7	W
5/13	at Florida	9-2	W
5/19	GEORGIA TECH	8-4	W
5/20	GEORGIA TECH	17-4	W
5/22	GEORGIA	3-0	W
5/23	GEORGIA		W
5/26	at Georgia Tech	12-2	L
5/27	at Georgia Tech	14-5	W
	Maxwell Field		W
6/7	vs. Clemson	8-3	L
6/8	vs. Virginia	3-0	L

## 1948 (16-9)

### SEC EAST CHAMPIONS SEC RUNNER UP

Date	Opponent	Score	W/L
3/27	FT. BENNING	14-11	W
3/29	MISSISSIPPI	6-0	W
3/30	MISSISSIPPI	7-4	L
4/3	TENNESSEE	13-6	W
4/4	TENNESSEE	6-0	W
4/10	GEORGIA	10-2	L
	Valley	6-2	L
4/17	at Georgia Tech	17-4	W
4/18	at Georgia Tech	10-8	L
4/20	MIGNON MILLS	6-3	W
4/21	FLORIDA	12-1	W
4/22	FLORIDA	9-5	W
4/27	at Tennessee	14-0	W
4/28	at Tennessee	12-4	W
5/7	at Georgia	6-1	W
5/8	at Georgia	5-4	W
5/14	VANDERBILT	4-1	W
5/15	VANDERBILT	9-7	W
5/17	GEORGIA TECH	13-8	L
5/18	GEORGIA TECH	12-6	L
5/21	at Vanderbilt	7-3	W
5/22	at Vanderbilt	13-0	W
5/27	at Miss. State	7-5	L
5/28	at Miss. State	4-3	L
5/31	Miss. State	4-3	L



YEAR-BY-YEAR RESULTS & TEAM STATS

Table with columns: Date, Opponent, Score, W/L. Rows include games from 3/30 to 5/21 against various opponents like Mercer, Georgia Tech, and Alabama.

1949 • 9-10, 6-10 SEC Head Coach: Johnny Williamson (1949-50)

Player statistics for 1949 season. Columns include AVG, GP, AB, R, H, 2B, 3B, HR, RBI, BB, SAC, SB. Lists players like Emmett McAfee, Dick Hahn, and totals.

Table with columns: Date, Opponent, Score, W/L. Rows include games from 3/20 to 5/20 against opponents like Tampa, Florida Southern, and Alabama.

1950 • 12-13, 8-11 SEC Head Coach: Johnny Williamson

Player statistics for 1950 season. Columns include AVG, GP, AB, R, H, 2B, 3B, HR, RBI, BB, SAC, SB. Lists players like Ray Dean, Dan Gilmore, and totals.

Table with columns: Date, Opponent, Score, W/L. Rows include games from 3/24 to 5/12 against opponents like B'ham-Southern, Mercer, and Florida.

1951 • 14-11, 8-8 SEC Head Coach: Dick McGowen (1951-57)

Player statistics for 1951 season. Columns include AVG, AB, R, H, 2B, 3B, HR, RBI. Lists players like Dick Webb, Vince Robison, and totals.







# YEAR-BY-YEAR RESULTS & TEAM STATS

Date	Opponent	Score	W/L
3/22	Mercer	11-3	W
3/22	Mercer	2-1	W
3/26	Montgomery	7-10	L
3/28	* LSU	5-4	W
3/29	* LSU	7-6	W
3/31	* at Georgia Tech	4-4	T
4/1	* at Georgia Tech	11-4	W
4/3	Samford	8-3	W
4/5	* GEORGIA TECH	3-10	L
4/5	* GEORGIA TECH	2-3	L
4/7	Montgomery	4-17	L
4/9	Samford	7-8	L
4/11	* Tulane	7-10	L
4/12	* Tulane	7-7	T
4/16	* OLE MISS	6-5	W
4/17	* OLE MISS	10-6	W
4/21	* ALABAMA	1-5	L
4/22	* ALABAMA	8-4	W
4/25	* at Alabama	14-6	W
4/26	* at Alabama [10]	10-8	W
5/2	* FLORIDA	8-12	L
5/3	* FLORIDA	5-7	L
5/9	* at Florida	2-3	L
5/10	* at Florida	8-5	W
5/13	* Georgia	6-1	W
5/14	* Georgia	4-10	L

**1952 • 13-11-2, 10-8-2 SEC**  
**Head Coach: Dick McGowen (1951-57)**

Player	AVG	GP	AB	R	H	2B	3B	HR	RBI	BB	SO	SB
Hoehle	.345	20	58	15	20	5	0	1	13	12	5	0
Bair	.324	16	37	9	12	3	2	0	8	13	7	1
Veal	.314	26	102	18	32	9	2	1	16	17	4	7
Walley	.314	16	51	4	16	1	1	0	3	4	7	0
B. McMurry	.306	19	62	10	19	3	2	3	22	16	18	2
Jordan	.290	26	107	18	31	3	3	0	20	23	27	9
Reid	.286	22	70	20	20	3	2	1	16	8	10	1
Nagel	.283	21	67	13	19	3	0	1	8	7	16	0
Snow	.264	14	30	4	8	0	0	0	4	5	4	0
D. McMurry	.229	21	74	13	17	3	0	1	12	9	17	0
Rogers	.225	13	40	9	9	1	0	0	5	12	9	0
Davis	.200	14	45	8	9	2	0	0	7	11	12	3
Jones	.190	22	79	14	15	0	0	0	4	8	12	2
Brown	.190	8	21	5	4	1	0	0	1	5	3	0
Bradberry	.132	13	30	6	4	0	0	0	4	8	12	0
Lockard	.125	6	8	1	1	0	0	0	0	0	2	0
Baker	.125	5	8	0	1	0	0	0	0	0	1	0
Pearce	.000	3	4	0	0	0	0	0	0	0	3	0
Johnston	.000	3	1	0	0	0	0	0	0	0	0	0
<b>AUBURN</b>	<b>.256</b>	<b>26</b>	<b>927</b>	<b>187</b>	<b>237</b>	<b>36</b>	<b>12</b>	<b>8</b>	<b>149</b>	<b>167</b>	<b>171</b>	<b>27</b>
<b>OPPONENTS</b>	<b>.216</b>	<b>26</b>	<b>892</b>	<b>162</b>	<b>193</b>	<b>26</b>	<b>18</b>	<b>12</b>	<b>121</b>	<b>158</b>	<b>139</b>	<b>33</b>

Player	ERA	W-L	APP	IP	H	R	ER	BB	SO
Bradberry	2.71	5-5	13	83.0	43	45	25	69	85
Hoehle	4.10	1-0	6	26.1	26	22	12	27	16
Baker	4.26	0-0	5	19.0	16	16	9	19	0
Snow	4.30	4-5	14	73.1	73	50	35	28	22
Lockard	6.20	3-0	6	24.2	27	21	17	12	13
Ramsey	36.00	0-1	1	1.0	5	4	4	0	1
Johnston	9.00	0-0	3	2.0	0	2	2	8	1
Pearce	4.91	0-0	2	3.2	3	2	2	1	2
<b>TOTALS</b>	<b>4.14</b>	<b>13-11</b>	<b>26</b>	<b>235.0</b>	<b>193</b>	<b>162</b>	<b>108</b>	<b>158</b>	<b>139</b>

Date	Opponent	Score	W/L
3/21	* at Tulane	2-8	L
3/23	* at LSU	6-5	W
3/24	* at LSU	7-11	L
3/30	* at Georgia Tech	5-6	L
3/31	* at Georgia Tech	14-7	W
4/3	* ALABAMA	1-7	L
4/4	* ALABAMA	0-6	L
4/7	Mercer	6-0	W
4/9	Samford	4-3	W
4/10	* Georgia	2-3	L
4/11	* Georgia	3-8	L
4/13	* GEORGIA TECH	11-4	W
4/14	* GEORGIA TECH	5-8	L
4/17	* at Florida	5-6	L
4/18	* at Florida	9-8	W
4/29	Mercer	9-5	W
5/1	* FLORIDA	2-6	L
5/4	* Georgia	5-6	L
5/5	* Georgia	7-5	W
5/8	* at Alabama	9-4	W
5/9	* at Alabama	4-7	L

**1953 • 9-12, 6-12 SEC**  
**Head Coach: Dick McGowen (1951-57)**

Player	AVG	GP	AB	R	H	2B	3B	HR	RBI
Jimmy Powell	.322	21	59	9	19	1	0	1	14
Howell Tubbs	.272	12	33	8	9	1	0	2	6
Bill McMurry	.270	13	37	7	10	3	0	0	6
Bobby Jordan	.260	21	92	11	24	2	0	0	2
Joe Davis	.243	21	70	17	17	1	3	1	9
Doug Dickey	.240	8	25	7	6	4	0	0	4
Jim Walley	.229	11	35	5	8	3	0	0	2
Jim Pyburn	.221	17	68	12	15	1	2	1	10
Bob Nagel	.218	16	55	9	12	2	0	1	7
Joe Cobb	.218	16	55	7	12	1	1	0	5
Bill Parsons	.138	10	29	3	4	0	0	0	1
Paul Susce	.080	10	25	0	2	0	0	0	2
George Pyle	.500	2	2	0	1	0	1	0	0
Seth Box	.444	8	18	4	8	2	2	0	6
Ernie Snow	.352	7	17	3	6	0	0	1	6
Howard Heiden	.333	3	9	2	3	0	0	0	2
Billy Roy Roberson	.267	6	15	5	4	0	0	2	2
Reuben Finney	.166	3	6	1	1	0	0	0	0
Dave Brown	.100	4	10	3	1	0	0	0	2
Tom McClendon	.090	8	11	1	1	0	0	0	2
Buck Bradberry	.000	6	12	0	0	0	0	0	0
Ben Dolson	.000	2	6	0	0	0	0	0	0
Jack Ramsey	.000	3	6	0	0	0	0	0	0
Mack Lee	.000	2	2	0	0	0	0	0	0
<b>TOTALS</b>	<b>.234</b>	<b>21</b>	<b>697</b>	<b>114</b>	<b>163</b>	<b>21</b>	<b>9</b>	<b>10</b>	<b>88</b>

Player	ERA	W-L	APP	IP	H	R	ER	BB	SO
Tom McClendon	1.48	3-0	9	24.1	18	8	4	15	17
Ernie Snow	2.42	2-3	7	48.1	48	26	13	24	17
Paul Susce	3.83	4-3	10	54.0	43	43	23	45	53
Jack Ramsey	5.11	0-1	3	12.1	10	7	7	17	8
Buck Bradberry	6.68	0-5	6	33.2	39	34	25	29	37
Howell Tubbs	18.00	0-0	1	1.0	3	2	2	1	0
<b>TOTALS</b>	<b>3.84</b>	<b>9-12</b>	<b>21</b>	<b>173.1</b>	<b>161</b>	<b>120</b>	<b>74</b>	<b>131</b>	<b>132</b>

Date	Opponent	Score	W/L
3/8	CAMP RUCKER	9-6	W
3/16	TENNESSEE	12-1	W
3/20	at Florida State	7-2	W
3/22	SAMFORD	16-7	W
	at Camp Rucker	10-8	W
3/26	* GEORGIA	4-3	W
3/29	at Mercer	18-1	W
3/31	MERCER	13-5	W
4/2	* ALABAMA	4-1	W
4/3	* ALABAMA	2-1	W
4/9	* at Georgia Tech	5-2	W
4/10	* at Georgia Tech	4-6	L
4/16	at Georgia	4-3	W
4/17	at Georgia	7-5	W
4/24	* at Florida	8-4	W
4/24	* at Florida	2-1	W
4/30	* FLORIDA	1-2	L
5/1	* FLORIDA	5-2	W
5/4	* at Alabama	2-5	L
5/4	* at Alabama	1-4	L
5/7	* GEORGIA TECH	6-9	L
5/8	* GEORGIA TECH	21-9	W

**1954 • 17-5, 8-5 SEC**  
**Head Coach: Dick McGowen (1951-57)**

Player	AVG	GP	AB	R	H	2B	3B	HR	RBI
Jim Pyburn	.432	22	88	22	38	5	7	4	29
Byrd Whigham	.362	19	69	17	25	7	0	0	9
Howell Tubbs	.358	20	67	12	24	4	2	2	20
Doug Dickey	.345	22	87	19	30	5	2	3	20
Herbie Pearce	.321	9	28	3	9	0	0	0	5
Bob Nagel	.229	21	70	19	16	4	0	2	11
L.F. Lanier	.226	13	31	9	7	0	0	0	3
Jimmy Powell	.200	22	60	15	12	1	2	0	14
Guy Young	.173	22	81	19	14	2	1	0	18
Joe Davis	.162	21	68	7	11	2	0	0	14
Ben Dolson	1.000	1	2	1	2	0	0	0	0
Wynton Overstreet	.625	5	8	2	5	0	0	0	0
Reuben Finney	.364	6	11	3	4	0	0	0	4
Dan Branson	.273	6	11	3	3	0	0	0	3
Paul Susce	.209	8	24	0	5	1	0	0	1
Jack Ramsey	.143	5	7	2	1	0	0	0	0
Tom McClendon	.125	6	8	1	1	0	0	0	2
Lee Wingard	.091	7	11	1	1	0	0	0	2
Others	.333	6	0	2	1	0	0	0	1
<b>TOTALS</b>	<b>.282</b>	<b>22</b>	<b>740</b>	<b>154</b>	<b>208</b>	<b>32</b>	<b>14</b>	<b>11</b>	<b>150</b>

Player	ERA	W-L	APP	IP	H	R	BB	SO
Paul Susce	0.99	7-1	8	64.0	42	15	30	57
Herbie Pearce	1.49	5-1	9	54.2	36	18	18	38
Jack Ramsey	2.26	2-1	5	28.0	29	18	11	12
Wynton Overstreet	2.35	1-0	5	15.1	9	7	13	9
Tom McClendon	6.09	2-2	6	21.0	21	19	14	4
Others	-	0-0	-	6.0	11	10	7	2
<b>TOTALS</b>	<b>2.19</b>	<b>17-5</b>	<b>22</b>	<b>189.0</b>	<b>148</b>	<b>86</b>	<b>94</b>	<b>122</b>



YEAR-BY-YEAR RESULTS & TEAM STATS

Table with columns: Date, Opponent, Score, W/L. Rows include games from 3/25 to 5/7 against opponents like FORT BENNING, SAMFORD, Mercer, Georgia Tech, MERCER, VANDERBILT, GEORGIA, FLORIDA, and ALABAMA.

1955 • 9-16, 5-11 SEC Head Coach: Dick McGowen (1951-57)

Player statistics table for 1955. Columns: Player, AVG, GP, AB, R, H, 2B, 3B, HR, RBI. Includes totals for AVG (.288), GP (25), AB (890), R (172), H (256), 2B (42), 3B (7), HR (9), RBI (153). Also includes ERA, W-L, APP, IP, H, R, BB, SO for pitchers.

Table with columns: Date, Opponent, Score, W/L. Rows include games from 3/17 to 5/8 against opponents like Florida Southern, Georgia, MERCER, TENNESSEE, FLORIDA, ALABAMA, Kentucky, GEORGIA TECH, and Alabama.

1956 • 12-11, 9-7 SEC Head Coach: Dick McGowen (1951-57)

Player statistics table for 1956. Columns: Player, AVG, GP, AB, R, H, 2B, 3B, HR, RBI, SB. Includes totals for AVG (.269), GP (23), AB (756), R (165), H (204), 2B (25), 3B (12), HR (12), RBI (141), SB (54). Also includes ERA, W-L, APP, IP, H, R, BB, SO for pitchers.

Table with columns: Date, Opponent, Score, W/L. Rows include games from 3/19 to 5/7 against opponents like Florida State, GEORGIA, Tennessee, SAMFORD, MERCER, Florida, KENTUCKY, FLORIDA STATE, and ALABAMA.

1957 • 16-10, 11-4 SEC Head Coach: Dick McGowen (1951-57)

Player statistics table for 1957. Columns: Player, AVG, GP, AB, R, H, 2B, 3B, HR, RBI, SB. Includes totals for AVG (.292), GP (26), AB (889), R (176), H (261), 2B (29), 3B (13), HR (10), RBI (154), SB (24). Also includes ERA, W-L, APP, IP, H, R, BB, SO for pitchers.







# YEAR-BY-YEAR RESULTS & TEAM STATS

•SEC CHAMPIONS•			
•SEC EAST CHAMPIONS•			
Date	Opponent	Score	W/L
3/20	at Florida State	4-3	W
3/20	at Florida State	10-7	W
3/21	* at Florida	6-9	L
3/22	* at Florida	2-8	L
3/28	* at Georgia	5-1	W
3/29	* at Georgia	5-3	W
4/2	at Mercer	11-4	W
4/4	* VANDERBILT	25-4	W
4/5	* VANDERBILT	1-0	W
4/5	* VANDERBILT	8-0	W
4/11	MERCER	5-17	L
4/12	* GEORGIA TECH	14-11	W
4/14	* GEORGIA TECH	11-3	W
4/18	at Alabama	5-7	L
4/19	* at Georgia Tech	3-2	W
4/21	* at Georgia Tech	15-0	W
4/22	ALABAMA	5-7	L
4/25	ALABAMA	9-3	W
4/26	FLORIDA STATE	1-5	L
4/28	FLORIDA STATE	2-4	L
4/30	SAMFORD	4-6	L
5/2	* GEORGIA	7-14	L
5/3	* GEORGIA	4-1	W
5/9	* FLORIDA	12-4	W
5/10	* FLORIDA	5-1	W
5/14	# at Alabama (14)	3-2	W
5/15	# at Alabama	5-4	W

# SEC Playoff (1st)

**1958 • 17-8, 12-3 SEC**  
**Head Coach: Joe Connally (1958)**

Player	AVG	GP	AB	R	H	2B	3B	HR	RBI	SB
Pete Duke	.347	25	95	22	33	3	2	3	17	7
L.F. Lanier	.331	27	118	27	39	8	4	2	24	4
Jack Crouch	.296	27	108	17	32	5	2	2	30	6
Jimmy Laster	.285	24	84	13	24	5	0	1	16	5
Tommy Lorino	.280	22	50	17	14	3	0	0	5	0
Shot Johnston	.260	16	50	11	13	2	1	3	15	0
Gerald George	.254	15	59	11	15	0	1	0	6	1
Rex Frederick	.238	24	84	22	20	6	2	3	16	6
Lloyd Nix	.195	25	77	14	15	3	1	0	10	2
Bob James	.180	15	50	9	9	0	0	0	4	3
Jimmy Lee	.500	1	2	0	1	0	0	0	0	0
Alan Koch	.457	11	35	6	16	1	0	1	11	0
Jackie Burkett	.375	12	32	10	11	3	0	0	10	2
Tommy Watts	.333	2	3	1	1	0	0	0	0	0
Morris Savage	.286	4	7	1	2	0	0	0	2	0
Charlie Carlan	.206	16	34	4	7	0	0	0	5	1
Fred McDuffie	.200	15	5	0	1	0	0	0	0	0
Quineth Roberts	.185	10	27	8	5	0	0	0	2	0
Henry Dumas	.167	5	12	1	2	1	0	0	2	0
Jim Shirley	.125	4	8	3	1	0	0	0	0	0
Bill Cowthorne	.000	4	1	0	0	0	0	0	0	0
John Martin	.000	1	0	0	0	0	0	0	0	0
<b>TOTALS</b>	<b>.278</b>	<b>27</b>	<b>951</b>	<b>198</b>	<b>261</b>	<b>42</b>	<b>13</b>	<b>15</b>	<b>174</b>	<b>40</b>

Player	ERA	W-L	APP	IP	H	R	ER	BB	SO
Red Roberts	1.58	7-1	10	81.0	55	20	14	77	32
Alan Koch	2.44	7-2	11	81.0	75	36	22	76	35
Jim Shirley	2.70	1-1	4	23.0	18	7	7	15	7
Fred McDuffie	4.63	2-1	5	11.0	17	11	6	7	7
Henry Dumas	5.79	1-2	4	23.0	29	32	15	25	22
Lloyd Nix	1.93	0-0	2	5.0	6	5	1	1	3
Tommy Watts	2.08	1-0	2	5.0	4	1	1	3	5
Bill Cowthorne	10.56	0-1	4	8.0	18	9	9	7	4
Shot Johnson	22.50	0-0	1	2.0	3	5	5	1	2
John Martin	27.00	0-0	1	0.1	1	1	1	1	1
<b>TOTALS</b>	<b>2.48</b>	<b>19-8</b>	<b>27</b>	<b>290</b>	<b>219</b>	<b>118</b>	<b>80</b>	<b>214</b>	<b>115</b>

Date	Opponent	Score	W/L
3/15	Spring Hill	0-2	L
3/15	Spring Hill	1-1	T
3/17	Florida State	4-8	L
3/17	Florida State	3-11	L
3/25	Samford	1-2	L
3/27	* Georgia	3-9	L
3/28	* Georgia	8-5	W
3/31	Troy State	4-3	W
4/3	* Vanderbilt	15-4	W
4/4	* Vanderbilt	8-3	W
4/4	* Vanderbilt	10-4	W
4/6	ALABAMA	8-6	W
4/10	* GEORGIA TECH	2-7	L
4/11	* GEORGIA TECH	9-4	W
4/17	* at Georgia Tech	1-5	L
4/21	Mercer	5-6	L
4/24	Troy State	13-4	W
4/24	Troy State	6-5	W
4/25	Mercer	4-3	W
4/29	Samford	8-3	W
5/1	* Georgia	13-3	W
5/2	* Georgia	7-1	W
5/4	at Alabama	8-6	W
5/8	* at Florida	3-2	W
5/9	* at Florida	2-4	L
5/13	Florida State	4-3	W
5/14	Florida State	8-6	W

**1959 • 15-11-1, 8-4 SEC**  
**Head Coach: Erk Russell (1959-62)**

Player	AVG	GP	AB	R	H	2B	3B	HR	RBI	SB
Alan Koch	.419	25	86	14	36	6	2	0	14	4
Porter Gilbert	.340	19	47	13	16	2	1	0	8	1
Horace Williams	.316	13	38	5	12	4	0	0	6	0
Jim Douglas	.295	26	95	23	28	6	0	1	11	8
Gerald George	.295	24	95	16	28	2	2	0	21	4
Ben Catchings	.252	27	107	18	27	3	1	0	12	7
Jim Hudson	.244	15	45	5	11	3	0	0	6	2
Lloyd Nix	.244	24	90	11	22	2	1	0	12	2
Charlie Carlan	.224	19	67	12	15	3	0	1	11	5
Bo Davis	.214	11	28	3	6	3	0	0	2	1
Rex Frederick	.210	19	62	10	13	0	1	0	11	5
Morris Savage	.196	17	51	7	10	1	0	2	6	0
Jackie Burkett	.171	13	41	6	7	0	0	0	3	2
Joe Woods	.429	2	7	1	3	1	0	0	0	1
Jim Shirley	.417	8	12	3	5	1	0	0	1	0
Harry Daniel	.313	6	16	3	5	1	0	0	3	0
John McCree	.267	10	15	1	4	0	0	0	1	0
Jack Anderson	.200	4	10	1	2	0	0	0	1	1
Robby Robinson	.200	5	5	0	1	0	0	0	0	1
Bob Baker	.100	8	10	3	1	0	0	0	1	0
Bruce White	.000	2	2	0	0	0	0	0	0	0
Mac Whittaker	.000	2	0	0	0	0	0	0	0	0
<b>TOTALS</b>	<b>.271</b>	<b>27</b>	<b>929</b>	<b>155</b>	<b>252</b>	<b>38</b>	<b>8</b>	<b>4</b>	<b>130</b>	<b>44</b>

Player	ERA	W-L	APP	IP	H	R	ER	BB	SO
Bob Baker	2.70	2-1	7	30.0	29	13	9	11	17
Lloyd Nix	2.80	6-0	7	58.0	60	25	18	19	30
Porter Gilbert	2.95	3-4	11	58.0	52	31	19	26	54
Jim Shirley	4.18	2-2	8	32.0	37	21	15	18	22
Alan Koch	4.50	1-3	5	30.0	33	24	15	24	28
Gerald George	2.25	1-1	3	16.0	17	6	4	7	20
Bruce White	2.25	0-0	2	4.0	2	1	1	2	2
Mac Whittaker	9.00	0-0	2	1.0	2	2	1	1	0
<b>TOTALS</b>	<b>3.21</b>	<b>15-11</b>	<b>27</b>	<b>230.0</b>	<b>232</b>	<b>123</b>	<b>82</b>	<b>108</b>	<b>173</b>

Date	Opponent	Score	W/L
3/21	at Florida State	10-4	W
3/22	at Florida State	8-22	L
3/23	at Florida State	4-11	L
4/1	* at Georgia Tech	2-3	L
4/2	* at Georgia Tech	5-4	W
4/5	ALABAMA	11-10	W
4/8	* at Florida	7-3	W
4/9	* at Florida	6-8	L
4/15	* at Georgia	8-5	W
4/16	* at Georgia	15-4	W
4/19	OGLETHORPE	6-2	W
4/22	* GEORGIA TECH (12)	6-7	L
4/23	* GEORGIA TECH	0-12	L
4/29	* at Kentucky	7-2	W
4/30	* at Kentucky	7-5	W
5/2	* at Tennessee	2-6	L
5/3	* at Tennessee	13-11	W
5/6	FLORIDA STATE	8-3	W
5/7	FLORIDA STATE	6-5	W
5/9	* GEORGIA	7-3	W
5/10	* GEORGIA (11)	7-6	W
5/13	* FLORIDA	8-1	W
5/14	* FLORIDA	7-11	L

**1960 • 15-8, 10-6 SEC**  
**Head Coach: Erk Russell (1959-62)**

Player	AVG	GP	AB	R	H	2B	3B	HR	RBI	SB
Benny Catchings	.356	23	104	21	37	5	3	0	21	9
Jim Douglas	.347	23	98	29	34	5	1	1	18	2
Jack Bludworth	.289	13	38	7	11	2	0	1	5	0
Larry Nichols	.285	23	98	15	28	7	0	2	19	10
Bill Breakfield	.280	22	75	16	21	5	0	4	21	2
Jack Anderson	.254	23	83	18	21	1	2	0	7	2
Jim Hudson	.236	22	72	8	17	0	1	1	10	0
Alan Koch	.234	18	47	15	11	1	0	2	9	2
Harry Daniel	.234	18	64	8	15	4	1	0	3	0
Jim Boyd	.192	9	26	5	5	0	0	1	4	0
Joe Woods	.173	22	75	10	13	2	1	0	7	1
Mac Whittaker	.250	7	12	2	3	0	0	0	1	0
Jay Lundstrom	.143	5	7	2	1	0	0	0	0	0
John McCree	.143	4	7	0	1	0	0	0	0	0
Bob Baker	.091	8	11	3	1	0	0	0	1	0
Bert Webb	.000	1	0	0	0	0	0	0	0	0
<b>TOTALS</b>	<b>.268</b>	<b>23</b>	<b>817</b>	<b>159</b>	<b>219</b>	<b>32</b>	<b>9</b>	<b>12</b>	<b>126</b>	<b>28</b>

Player	ERA	W-L	APP	IP	H	R	ER	BB	SO
Alan Koch	3.00	7-2	10	81.0	79	34	27	31	88
Jim Boyd	5.43	3-3	9	63.0	65	51	38	49	45
Mac Whittaker	6.45	2-0	8	34.0	30	26	22	24	11
Bob Baker	10.00	3-3	9	27.0	32	32	30	21	11
John McCree	22.50	0-0	1	2.0	3	5	5	2	2
<b>TOTALS</b>	<b>5.31</b>	<b>15-8</b>	<b>23</b>	<b>207.0</b>	<b>209</b>	<b>148</b>	<b>122</b>	<b>128</b>	<b>158</b>



YEAR-BY-YEAR RESULTS & TEAM STATS

SEC EAST CHAMPIONS

Table with columns: Date, Opponent, Score, W/L. Rows include games against Howard, Florida State, Tennessee, Kentucky, Georgia Tech, Georgia, Georgia Tech, LSU, and SEC Playoff (2nd).

1961 • 14-11, 12-6 SEC Head Coach: Erk Russell (1959-62)

Player statistics table for 1961. Columns include AVG, AB, R, H, 2B, 3B, HR, RBI, BB, SB. Lists players like Jim Douglas, Wayne Fowler, Larry Nichols, etc.

Table with columns: Date, Opponent, Score, W/L. Rows include games against Florida State, Vanderbilt, Georgia Tech, Florida, Florida State, Alabama, and Georgia.

1962 • 15-7, 11-5 SEC Head Coach: Erk Russell (1959-62)

Player statistics table for 1962. Columns include AVG, AB, R, H, 2B, 3B, HR, RBI, BB, SB. Lists players like Larry Nichols, Otis Bibb, Wayne Fowler, etc.

SEC CHAMPIONS SEC EAST CHAMPIONS DISTRICT 3 REGIONAL

Table with columns: Date, Opponent, Score, W/L. Rows include games against Florida State, Georgia, Florida State, Georgia Tech, Kentucky, Vanderbilt, Florida, Georgia Tech, Ole Miss, and West Virginia.

1963 • 17-8, 15-3 SEC Head Coach: Paul Nix (1963-84)

Player statistics table for 1963. Columns include AVG, AB, R, H, 2B, 3B, HR, RBI, BB, SB. Lists players like Jimmy Barfield, Maillon Kent, Jim Bachus, etc.







# YEAR-BY-YEAR RESULTS & TEAM STATS

**•SEC EAST CHAMPIONS•**

Date	Opponent	Score	W/L
3/17	Huntingdon	10-0	W
3/18	Huntingdon	10-5	W
3/20	* Vanderbilt	6-2	W
3/21	* Vanderbilt	5-0	W
3/23	Northeast Louisiana	11-3	W
3/24	Northeast Louisiana	8-2	W
3/27	* Georgia	5-6	L
3/28	* Georgia	3-2	W
4/3	* FLORIDA	2-4	L
4/4	* FLORIDA	8-2	W
4/10	* at Georgia Tech	10-6	W
4/11	* at Georgia Tech	8-6	W
4/17	* Georgia	6-1	W
4/18	* Georgia	5-4	W
4/20	Florida State	5-3	W
4/22	* Tennessee	6-0	W
4/23	* Tennessee	7-5	W
4/24	* Kentucky	1-2	L
4/25	* Kentucky	4-5	L
5/1	* at Florida	10-4	W
5/2	* at Florida	0-4	L
5/4	Florida State	4-2	W
5/5	Florida State	19-5	W
5/8	* GEORGIA TECH	5-1	W
5/9	* GEORGIA TECH	10-2	W
5/13	# OLE MISS	10-9	W
5/15	# at Ole Miss	0-7	L
5/16	# at Ole Miss	0-5	L

# SEC Playoff (2nd)

**1964 • 21-7, 13-5 SEC  
Head Coach: Paul Nix (1963-84)**

Player	AVG	AB	R	H	2B	3B	HR	RBI	SB
Jimmy Barfield	.374	115	24	43	13	6	2	24	4
Otis Bibb	.360	114	32	41	7	4	1	9	10
Ronnie Baynes	.326	98	25	32	1	1	1	20	5
Dink Haire	.317	104	14	33	3	1	0	11	17
Jimmy Martin	.308	120	25	37	4	3	0	11	6
Tandy Gerards	.303	119	15	36	4	1	1	23	5
Jim Bachus	.281	96	21	27	6	3	2	23	7
Harry Doles	.240	96	10	23	2	0	1	9	1
Jimmy Crysel	.207	29	3	6	1	0	0	1	1
George Nichols	.600	5	1	3	0	0	0	1	0
Monty Sharpe	.250	4	0	1	0	0	0	0	0
Frank Fryer	.200	15	3	3	1	0	0	2	0
Jerry Lewter	.200	5	1	1	0	0	0	0	0
Duke Shackelford	.000	11	0	0	0	0	0	0	0
Larry Wilson	.000	1	0	0	0	0	0	0	0
Larry Hartley	.000	1	0	0	0	0	0	0	0
<b>TOTALS</b>	<b>.307</b>	<b>933</b>	<b>174</b>	<b>286</b>	<b>42</b>	<b>19</b>	<b>8</b>	<b>134</b>	<b>56</b>

Player	ERA	W-L	IP	H	R	ER	BB	SO
Monty Sharpe	2.16	3-2	33.1	29	13	8	14	23
Jimmy Crysel	2.17	9-1	74.2	50	21	18	28	51
George Nichols	2.49	3-0	43.1	26	16	12	27	24
Jerry Lewter	2.65	3-1	34.0	32	12	10	21	23
Duke Shackelford	2.88	1-3	53.0	31	25	17	39	54
Larry Wilson	1.50	1-0	6.0	6	1	1	3	3
Larry Hartley	4.50	1-0	2.0	3	3	1	4	1
<b>TOTALS</b>	<b>2.45</b>	<b>21-7</b>	<b>246.1</b>	<b>177</b>	<b>91</b>	<b>67</b>	<b>136</b>	<b>179</b>

**•SEC EAST CHAMPIONS•**

Date	Opponent	Score	W/L
3/19	* KENTUCKY	5-4	W
3/20	* KENTUCKY	11-6	W
3/22	* TENNESSEE	7-3	W
3/27	* Georgia	4-3	W
3/27	* Georgia	6-1	W
4/2	* at Florida	3-4	L
4/3	* at Florida	0-5	L
4/5	Florida State	1-6	L
4/6	Florida State	0-12	L
4/9	GEORGIA TECH	13-3	W
4/10	GEORGIA TECH	4-0	W
4/14	Oglethorpe	11-2	W
4/16	* Vanderbilt	13-4	W
4/17	* Vanderbilt	24-9	W
4/23	* Georgia	3-5	L
4/24	* Georgia	3-1	W
4/30	* FLORIDA	6-1	W
5/1	* FLORIDA	5-4	W
5/7	at Georgia Tech	4-5	L
5/8	at Georgia Tech	5-13	L

**1965 • 13-7, 10-3 SEC  
Head Coach: Paul Nix (1963-84)**

Player	AVG	AB	R	H	2B	3B	HR	RBI	SB
Frank Fryer	.373	75	15	28	5	6	3	22	3
Dink Haire	.333	81	19	27	6	2	0	15	11
Pete McKenzie	.333	81	16	27	6	3	1	18	2
Scotly Long	.257	74	11	19	2	1	1	8	2
Ralph Wells	.256	78	15	20	1	0	2	12	1
Reggie Gilbert	.250	72	21	18	6	2	0	5	7
Ronnie Sharpe	.250	28	5	7	1	1	0	1	0
Ronnie Baynes	.227	66	6	15	1	1	1	9	5
Harry Doles	.185	65	13	12	3	0	1	5	3
Don Hand	.400	10	2	4	0	1	0	2	0
Sam Monte	.333	6	1	2	1	0	0	2	0
Jimmy Crysel	.300	10	3	3	1	0	1	5	1
Bill Turberville	.200	5	1	1	0	0	0	0	0
Larry Hartley	.200	5	1	1	0	0	0	0	0
<b>TOTALS</b>	<b>.280</b>	<b>656</b>	<b>129</b>	<b>184</b>	<b>33</b>	<b>17</b>	<b>10</b>	<b>104</b>	<b>35</b>

Player	ERA	W-L	IP	H	R	ER	BB	SO
Montie Sharpe	2.48	7-2	72.1	54	28	20	28	67
Jerry Lewter	3.47	3-0	23.1	25	9	9	16	24
Jimmy Crysel	3.60	2-2	30.0	31	21	21	19	17
Larry Hartley	9.00	1-0	6.0	7	6	6	6	4
Don Hand	9.85	0-3	21.0	23	25	23	22	9
<b>TOTALS</b>	<b>4.66</b>	<b>13-7</b>	<b>152.2</b>	<b>140</b>	<b>89</b>	<b>79</b>	<b>91</b>	<b>121</b>

Date	Opponent	Score	W/L
3/18	* VANDERBILT	11-0	W
3/19	* VANDERBILT	8-5	W
3/21	@ Mississippi State	4-2	W
3/22	@ at Florida State	3-6	L
3/22	@ Mississippi State	5-6	L
3/23	@ Ole Miss	3-5	L
3/25	* FLORIDA	4-1	W
3/26	* FLORIDA	10-5	W
4/1	FLORIDA STATE	7-2	W
4/2	FLORIDA STATE	6-2	W
4/2	WAKE FOREST	12-5	W
4/9	* at Florida	4-12	L
4/10	* at Florida	2-8	L
4/11	MIAMI, FLA.	7-1	W
4/12	MIAMI, FLA.	8-3	W
4/15	* at Georgia	3-4	L
4/16	* at Georgia	5-2	W
4/22	GEORGIA TECH	2-1	W
4/23	GEORGIA TECH	2-8	L
4/27	* Tennessee	6-1	W
4/28	* Tennessee	3-7	L
4/29	* at Kentucky	1-2	L
5/6	* GEORGIA	2-3	L
5/7	* GEORGIA	2-9	L
5/17	at Georgia Tech	1-0	W
5/18	at Georgia Tech	3-13	L

@ FSU Tournament (Tallahassee, FL)

**1966 • 14-12, 6-7 SEC  
Head Coach: Paul Nix (1963-84)**

Player	AVG	AB	R	H	2B	3B	HR	RBI	SB
Frank Fryer	.361	97	12	35	5	2	1	18	5
Scotly Long	.356	87	15	31	5	0	5	16	3
Pete McKenzie	.313	99	22	31	4	0	0	6	4
Ralph Wells	.280	100	15	28	3	3	4	18	5
Roger Boozer	.256	78	10	20	1	0	2	10	1
Q.V. Lowe	.265	34	4	9	0	0	1	2	1
Harry Doles	.250	80	5	20	4	0	1	12	0
Reggie Gilbert	.203	79	12	16	1	2	0	5	3
Roy Cox	.182	77	11	14	2	1	5	15	2
Johnny Straiton	.208	24	2	5	1	0	2	3	0
Paul Boverf	.176	17	2	3	1	0	0	2	0
Jim Blausner	.111	18	7	2	0	1	0	0	0
<b>TOTALS</b>	<b>.271</b>	<b>190</b>	<b>117</b>	<b>214</b>	<b>27</b>	<b>9</b>	<b>21</b>	<b>107</b>	<b>24</b>

Player	ERA	W-L	IP	H	R	ER	BB	SO
Q.V. Lowe	1.69	8-2	85.0	51	20	16	20	65
Paul Boverf	2.47	2-4	38.0	30	21	10	26	26
Jim Blausner	4.26	4-3	57.0	52	36	27	33	41
<b>TOTALS</b>	<b>2.65</b>	<b>14-9</b>	<b>180.0</b>	<b>133</b>	<b>77</b>	<b>53</b>	<b>79</b>	<b>132</b>



YEAR-BY-YEAR RESULTS & TEAM STATS

•COLLEGE WORLD SERIES•
•SEC CHAMPIONS•
•SEC EAST CHAMPIONS•

•DISTRICT 3 REGIONAL CHAMPIONS•

Table with columns: Date, Opponent, Score, W/L. Lists game results from 3/17 to 4/16.

1967 • 32-10, 15-2 SEC
Head Coach: Paul Nix (1963-84)

Player statistics table for 1967 with columns: Player, AVG, AB, R, H, 2B, 3B, HR, RBI, BB, SB.

Player statistics table for 1967 with columns: Player, ERA, W-L, APP, CG, IP, H, R, ER, BB, SO.

Table with columns: Date, Opponent, Score, W/L. Lists game results from 4/17 to 6/15.

Table with columns: Date, Opponent, Score, W/L. Lists game results from 3/14 to 5/3.

1968 • 22-12, 9-6 SEC
Head Coach: Paul Nix (1963-84)

Player statistics table for 1968 with columns: Player, AVG, AB, R, H, 2B, 3B, HR, RBI, BB, SB.

Player statistics table for 1968 with columns: Player, ERA, W-L, IP, H, R, ER, BB, SO.

Table with columns: Date, Opponent, Score, W/L. Lists game results from 5/4 to 5/14.

Table with columns: Date, Opponent, Score, W/L. Lists game results from 3/14 to 5/10.

1969 • 20-17, 7-10 SEC
Head Coach: Paul Nix (1963-84)

Player statistics table for 1969 with columns: Player, AVG, AB, R, H, 2B, 3B, HR, RBI, BB, SB.

Player statistics table for 1969 with columns: Player, ERA, W-L, IP, H, R, ER, BB, SO.

Table with columns: Date, Opponent, Score, W/L. Lists game results from 5/12 to 5/24.







# YEAR-BY-YEAR RESULTS & TEAM STATS

Date	Opponent	Score	W/L
3/9	WEST VIRGINIA	2-1	W
3/10	WEST VIRGINIA	0-3	L
3/21	Southern Illinois (NO)	2-8	L
3/22	at Tulane	1-3	L
3/23	at Loyola (N.O.)	9-7	W
3/24	at Loyola (N.O.)	3-0	W
3/27	* at Tennessee	1-2	L
3/27	* at Tennessee	1-0	W
3/28	* at Tennessee	0-1	L
4/3	* at Florida	4-17	L
4/6	at Florida State	4-10	L
4/7	at Florida State	5-3	W
4/10	* VANDERBILT	6-1	W
4/10	* VANDERBILT	2-1	W
4/11	* VANDERBILT	7-0	W
4/14	LOYOLA (N.O.)	8-6	W

**1970 • 17-16 9-6 SEC**  
**Head Coach: Paul Nix (1963-84)**

Player	AVG	AB	R	H	2B	3B	HR	RBI	BB
NO STATS AVAILABLE									

Player	ERA	W-L	IP	H	R	ER	BB	SO
NO STATS AVAILABLE								

4/15	LOYOLA (N.O.)	9-10	L
4/18	* at Georgia	0-1	L
4/18	* at Georgia [10]	4-5	L
4/21	at Alabama	1-8	L
4/25	* at Kentucky	1-0	W
4/25	* at Kentucky	4-2	W
4/28	MERCER	9-1	W
5/1	* FLORIDA	0-2	L
5/2	* FLORIDA	3-2	W
5/5	ALABAMA [11]	3-2	W
5/8	* GEORGIA [13]	4-3	W
5/9	* GEORGIA [11]	4-3	W
5/11	at Mercer [11]	5-6	L
5/18	FLORIDA STATE	0-5	L
5/19	FLORIDA STATE	6-7	L
5/22	SOUTH ALABAMA	9-7	W
5/23	SOUTH ALABAMA	2-4	L

Date	Opponent	Score	W/L
3/19	Miami, Ohio (I)	7-1	W
3/20	Navy (I)	6-1	W
3/20	Miami, Ohio (I)	6-4	W
3/21	Miami, Ohio (I)	1-5	L
3/21	Cincinnati (I)	17-4	W
3/22	Western Michigan (I)	6-7	L
3/22	Jacksonville (I)	11-4	W
3/23	Western Michigan (I)	9-11	L
3/23	Miami, Ohio (I)	4-13	L
3/26	* TENNESSEE	4-3	W
3/26	* TENNESSEE	5-6	L
3/27	West Georgia	6-4	W
3/27	West Georgia	10-0	W
3/30	South Alabama	3-2	W
3/30	South Alabama	2-9	L
4/2	* at Florida	5-10	L
4/3	* at Florida	6-5	W
4/9	* KENTUCKY	5-6	L
4/10	* KENTUCKY	2-0	W
4/12	* KENTUCKY	13-14	L
4/13	Florida State	8-13	L
4/16	Florida State	11-8	W
4/17	* Georgia	13-7	W
4/19	* Georgia	8-7	W
4/20	Mercer	6-4	W
4/23	ALABAMA	12-8	W
4/24	* FLORIDA	5-2	W
4/30	* FLORIDA	5-2	W
4/30	* at Vanderbilt	1-5	L
4/30	* at Vanderbilt	6-1	W
5/1	* at Vanderbilt	9-0	W

**1971 • 23-16 9-7 SEC**  
**Head Coach: Paul Nix (1963-84)**

Player	AVG	AB	R	H	2B	3B	HR	RBI	SB
Joey Martin	.417	132	27	55	8	1	0	24	12
Andy Merchant	.325	114	24	37	4	1	4	23	11
Joe Haefer	.322	115	22	37	9	0	7	28	7
Jack Baker	.310	126	26	39	6	1	8	35	4
Ken Dempsey	.307	140	37	43	12	0	8	27	14
Pete Rancont	.292	96	14	28	4	1	3	20	8
Bill Cameron	.286	105	17	30	4	0	1	14	15
Wayne Hall	.248	109	21	27	6	2	1	10	6
Don Donaldson	.214	84	20	18	6	1	0	13	12
Bill Lawrence	.500	8	4	4	1	0	0	0	0
Hamp Russell	.500	2	1	1	1	0	0	1	0
Earl Nance	.462	26	8	12	3	0	0	4	2
Rick Eisenacher	.357	28	6	10	0	0	0	9	0
Greg Butler	.289	38	2	11	1	0	0	5	1
Bennett Shuman	.286	14	2	4	0	0	0	2	5
Ken Bishop	.235	17	5	4	0	1	0	3	1
Terry Curtis	.200	5	0	1	0	0	0	0	0
Chuck Rush	.200	5	1	1	0	0	0	0	1
Jack Van Yperen	.190	21	2	4	2	0	0	2	0
Tim Hulsey	.167	6	0	1	0	0	0	2	0
Tony Kraft	.167	6	0	1	0	0	0	0	0
David Blodgett	.125	8	1	1	0	0	0	0	0
Larry Kain	.125	8	0	1	0	0	0	1	2
Lynn Jones	.125	8	1	1	0	0	0	0	0
Sonny Murphy	.000	4	1	0	0	0	0	0	0
<b>TOTALS</b>	<b>.303</b>	<b>1225</b>	<b>242</b>	<b>371</b>	<b>67</b>	<b>8</b>	<b>32</b>	<b>223</b>	<b>101</b>

Player	ERA	W-L	IP	H	R	ER	BB	SO
Earl Nance	4.08	6-2	75.0	63	41	34	43	65
Jack Van Yperen	3.85	6-4	74.2	78	49	33	30	51
Rick Eisenacher	3.47	5-3	57.0	53	28	22	25	62
Larry Kain	8.22	3-2	35.0	43	39	32	30	29
Lynn Jones	4.10	1-3	28.0	27	15	13	10	18
Hamp Russell	3.00	1-0	9.1	8	3	3	5	4
Terry Curtis	4.22	0-0	21.1	21	12	10	7	16
Bill Lawrence	6.66	1-2	24.1	28	22	18	7	12
Jack Baker	27.00	0-0	0.2	2	3	3	4	0
<b>TOTALS</b>	<b>4.65</b>	<b>23-16</b>	<b>325.1</b>	<b>323</b>	<b>212</b>	<b>168</b>	<b>161</b>	<b>257</b>

5/3	Atlanta Baptist	8-6	W
5/4	at Alabama	-5	L
5/7	* Georgia	6-8	L
5/8	* Georgia	2-4	L
5/17	Florida State	4-9	L
5/18	Florida State	5-6	L
5/21	South Alabama	6-5	W
5/22	South Alabama	4-10	L

Date	Opponent	Score	W/L
3/16	AUSTIN-PEAY	16-5	W
3/16	AUSTIN-PEAY	4-13	L
3/17	at South Alabama	0-1	L
3/20	WEST GEORGIA	10-2	W
3/20	JAXVILLE STATE	0-4	L
3/21	WEST GEORGIA	9-0	W
3/24	at Florida State	9-3	W
3/25	at Florida State	13-16	L
3/31	* FLORIDA	3-11	L
4/1	* FLORIDA	13-6	W
4/4	ALABAMA	3-0	W
4/4	ALABAMA	6-8	L
4/8	* at Kentucky	5-2	W
4/8	* at Kentucky	4-5	L
4/11	MERCER	5-2	W
4/12	ATLANTA BAPTIST	8-4	W
4/14	* at Georgia	6-7	L
4/15	* at Georgia	10-6	W
4/17	JACKSONVILLE	2-6	L
4/18	JACKSONVILLE	2-5	L
4/21	* at Florida	6-5	W
4/22	* at Florida [20]	7-6	W
4/25	at Alabama	8-4	W
4/25	at Alabama	1-9	L
4/26	ATLANTA BAPTIST	11-2	W
4/28	* VANDERBILT	1-5	L
4/28	* VANDERBILT	7-3	W
4/29	* VANDERBILT	2-6	L
5/5	* GEORGIA	0-2	L
5/6	* GEORGIA	2-1	W

**1972 • 18-17 7-6 SEC**  
**Head Coach: Paul Nix (1963-84)**

Player	AVG	AB	R	H	2B	3B	HR	RBI	SB
Andy Merchant	.378	125	26	47	4	5	4	16	6
Joe Haefer	.338	130	27	44	5	2	8	35	12
David Blodgett	.291	48	10	14	3	0	1	8	2
Gary Daley	.280	50	13	14	4	1	0	4	1
Bill Cameron	.274	124	16	34	8	0	2	22	17
Johnny Simmons	.265	128	19	34	6	1	0	11	8
Tim Hulsey	.254	55	5	14	1	0	0	1	0
Greg Butler	.217	115	19	25	3	0	1	19	5
Ken Bishop	.210	57	9	12	1	0	1	9	0
Wayne Hall	.175	114	6	20	0	2	0	16	2
Bennett Shuman	.078	38	5	3	1	1	0	3	3
Mark Hatchett	1.000	3	4	3	3	0	0	2	0
Tony Kraft	.667	6	1	4	0	0	0	2	0
Matt Waller	.667	3	1	2	0	1	0	2	0
Bill Lawrence	.428	28	10	12	1	1	0	3	0
Lynn Jones	.333	9	5	3	0	0	0	2	2
George Wheeler	.272	22	2	6	3	0	1	4	0
Sam Rodenhizer	.250	4	1	1	0	0	0	0	0
Terry Curtis	.250	4	0	1	0	0	0	0	0
Chuck Rush	.200	20	1	4	0	0	0	0	0
Jim Handley	.125	8	0	1	0	0	0	0	0
Jack Van Yperen	.121	33	3	4	1	0	0	0	0
Steve Foxwell	.000	1	1	0	0	0	0	0	0
Kim Shugart	.000	1	1	0	0	0	0	0	0
Sonny Murphy	.000	2	0	0	0	0	0	0	0
<b>TOTALS</b>	<b>.268</b>	<b>1128</b>	<b>185</b>	<b>302</b>	<b>44</b>	<b>14</b>	<b>18</b>	<b>159</b>	<b>58</b>

Player	ERA	W-L	IP	H	R	ER	BB	SO
Jack Van Yperen	1.96	5-7	87.0	76	41	19	34	60
Sam Rodenhizer	2.19	2-0	12.1	15	5	3	3	10
George Wheeler	2.94	2-4	55.0	57	31	18	17	25
Lynn Jones	3.00	1-0	18.0	25	13	6	3	12
Jim Handley	3.40	2-1	34.1	28	17	13	20	19
Bill Lawrence	3.77	5-3	74.0	76	43	31	17	49
Matt Waller	6.00	0-1	9.0	12	8	6	5	4
Terry Curtis	6.92	0-1	13.1	16	16	10	7	7
<b>TOTALS</b>	<b>3.15</b>	<b>17-17</b>	<b>303.0</b>	<b>305</b>	<b>174</b>	<b>106</b>	<b>106</b>	<b>186</b>

5/15	at Mercer	6-3	W
5/16	FLORIDA STATE	9-3	W
5/19	SOUTH ALABAMA	1-6	L
5/20	SOUTH ALABAMA	1-5	L



YEAR-BY-YEAR RESULTS & TEAM STATS

Table with columns: Date, Opponent, Score, W/L. Rows include games from 3/15 to 4/24 against various opponents like Jacksonville, Middle Tenn. State, Mercer-Atlanta, etc.

1973 • 20-19 7-9 SEC Head Coach: Paul Nix (1963-84). Player statistics table with columns: Player, AVG, AB, R, H, 2B, 3B, HR, RBI, BB, SO, SF/SH, SB.

Table with columns: Date, Opponent, Score, W/L. Rows include games from 4/24 to 5/19 against Alabama, Vanderbilt, South Alabama, Georgia, Florida State.

Table with columns: Date, Opponent, Score, W/L. Rows include games from 3/11 to 4/12 against Maryland, Jacksonville, Columbus Col., Cleveland State, Tennessee, Florida, Memphis, Mercer, Georgia.

1974 • 31-13 11-6 SEC Head Coach: Paul Nix (1963-84). Player statistics table with columns: Player, AVG, AB, R, H, 2B, 3B, HR, RBI, BB, SO, SF/SH, SB.

Table with columns: Date, Opponent, Score, W/L. Rows include games from 4/13 to 5/15 against Georgia, Alabama, Mercer, Florida State, Jacksonville, Vanderbilt, Florida Tech (A).

Table with columns: Date, Opponent, Score, W/L. Rows include games from 3/7 to 4/19 against B'ham-Southern, Marietta College, Clemson, Louisville, Mississippi State, Columbus Col., North Alabama, Kentucky, Florida.

1975 • 24-21 7-9 SEC Head Coach: Paul Nix (1963-84). Player statistics table with columns: Player, AVG, GP, AB, R, H, 2B, 3B, HR, RBI, BB, SO, SH/SF, SB.

Table with columns: Date, Opponent, Score, W/L. Rows include games from 4/21 to 5/21 against Troy State, Vanderbilt, Mississippi State, Alabama, Tennessee, Florida State, Georgia Tech (A).







# YEAR-BY-YEAR RESULTS & TEAM STATS

**•COLLEGE WORLD SERIES•**  
**•SEC CHAMPIONS•**  
**•SEC WEST CHAMPIONS•**  
**•SOUTH REGIONAL CHAMPIONS•**

Date	Opponent	Score	W/L
2/26	HOUSTON	5-0	W
2/26	HOUSTON	0-7	L
3/3	B'HAM-SOUTHERN	4-1	W
	TROY STATE	12-0	W
3/8	* at Alabama	4-0	W
3/8	* at Alabama	5-2	W
3/9	* at Alabama	11-5	W
3/11	NORTH ALABAMA	12-0	W
3/11	NORTH ALABAMA	3-1	W
3/17	NOTRE DAME	10-2	W
3/17	NOTRE DAME	9-0	W
3/18	NOTRE DAME	8-6	W
3/19	* at Ole Miss	3-2	W
3/19	* at Ole Miss	6-4	W
3/20	* at Ole Miss	1-0	W
3/22	OHIO	6-4	W
3/22	OHIO	7-4	W
3/23	OHIO	2-1	W
3/23	OHIO	8-9	L
3/24	OHIO	6-4	W
3/27	* MISSISSIPPI STATE	1-6	L
3/27	* MISSISSIPPI STATE	1-3	L
4/2	at Georgia	11-3	W
4/3	at Georgia	2-3	L
4/5	JAX'VILLE STATE	5-3	W

**1976 • 37-15, 12-7 SEC**  
**Head Coach: Paul Nix (1963-84)**

Player	AVG	GP	AB	R	H	2B	3B	HR	RBI	BB	SO	SH/SE	SB
Richie Howard, 3b	.383	42	133	28	51	8	0	10	52	26	18	0/1	5
Tommy Morton, c	.322	44	121	24	39	10	0	3	27	18	20	4/3	3
Dom Fucci, dh	.311	24	61	9	19	2	1	0	7	11	7	0/0	6
Mickey Miller, 2b	.302	51	172	39	53	12	1	0	31	24	9	5/3	15
Curt Cope, of	.287	40	101	14	29	4	0	2	22	25	21	6/3	21
David Duffner, 1b	.277	51	173	28	48	7	1	1	29	16	26	4/2	6
Chuck Moore, of	.265	28	102	20	27	5	1	1	9	14	24	4/1	5
Steve Reg, of	.243	49	144	19	35	4	2	4	31	22	32	1/1	6
John Trageser, c	.238	25	63	5	15	1	0	0	7	8	10	2/0	0
Jim Block, ss	.237	32	76	18	18	2	0	0	4	26	14	1/1	3
S. Montgomery, ss	.230	37	100	18	23	4	0	5	9	19	17	5/0	1
J.B. Brown	.225	26	71	11	16	1	1	0	9	9	14	4/0	1
Ben Spivey, of	.143	11	14	4	2	0	0	0	1	3	6	0/0	1
Eddie Staub, c	.000	1	2	0	0	0	0	0	0	0	1	0/0	0
David Mowen, 3b	.000	1	1	0	0	0	0	0	0	1	1	0/0	0
Chuck Phab, 2b	.000	2	2	0	0	0	0	0	0	0	1	0/0	0
Mike Frazier, of	.000	2	1	1	0	0	0	0	1	0	0	0/0	0
Stuart Wilson, of	.000	3	0	3	0	0	0	0	0	0	0	0/0	0
<b>TOTALS</b>	<b>.283</b>	<b>52</b>	<b>1506</b>	<b>286</b>	<b>426</b>	<b>66</b>	<b>8</b>	<b>28</b>	<b>251</b>	<b>236</b>	<b>246</b>	<b>40/16</b>	<b>75</b>
<b>OPPONENTS</b>	<b>.212</b>	<b>52</b>	<b>1500</b>	<b>175</b>	<b>318</b>	<b>40</b>	<b>10</b>	<b>15</b>	<b>142</b>	<b>177</b>	<b>299</b>	<b>11/8</b>	<b>59</b>

Player	ERA	W-L	APP	GS	CG	SHO	IP	H	R	ER	BB	SO
Robert Hudson	1.74	10-5	22	14	6	2	114.0	86	42	22	34	73
Mark McClanahan	2.16	4-0	18	1	1	0	41.2	31	15	10	17	33
David O'Hare	2.23	4-2	14	5	0	0	44.0	47	25	11	25	40
Joe Beckwith	2.25	9-3	17	13	5	3	84.0	65	33	21	35	64
Terry Leach	2.57	8-5	15	14	6	1	84.0	54	34	24	41	71
Mark Wimberly	3.38	2-0	6	1	0	0	16.0	13	6	6	13	7
David Sullivan	4.50	0-0	3	1	0	0	6.0	10	9	3	7	5
Kent Skinner	5.62	0-0	4	0	0	0	9.2	12	11	6	5	6
<b>TOTALS</b>	<b>2.32</b>	<b>37-15</b>	<b>52</b>	<b>52</b>	<b>18</b>	<b>8</b>	<b>399.1</b>	<b>318</b>	<b>175</b>	<b>103</b>	<b>177</b>	<b>299</b>

4/5	JAX'VILLE STATE	6-7	L
4/9	* at LSU	3-4	L
4/9	* at LSU	5-2	W
4/10	* at LSU	1-3	L
4/12	NEW ORLEANS	5-1	W
4/16	* OLE MISS	1-3	L
4/16	* OLE MISS	2-2	W
4/17	* OLE MISS	2-9	L
4/20	at Mercer	4-10	L
4/20	at Mercer	6-2	W
4/26	* at Mississippi State	7-0	W
4/27	* at Mississippi State	2-1	W
4/27	* at Mississippi State	3-1	W
4/30	* LSU	0-2	L
5/1	* LSU	5-1	W
5/3	at B'ham-Southern	13-4	W
	MERCER	9-4	W
	MERCER	4-3	W
5/13	# at Kentucky	6-7	L
5/16	# KENTUCKY	6-0	W
5/16	# KENTUCKY	14-6	W
5/18	Georgia Tech (A)	6-4	W
5/21	! Middle Tennessee	10-5	W
5/24	! at Florida State	2-1	W
5/25	! Jacksonville	7-5	W
6/11	S Clemson	4-9	L
6/12	S Maine	8-9	L

# SEC Playoff (1st)  
 ! South Reg. (Tallahassee, FL - 1st)  
 S CWS (Omaha, NE-7th)

Date	Opponent	Score	W/L
2/24	at Jacksonville	0-1	L
2/24	at Jacksonville	3-2	W
	at Valdosta State	8-4	W
3/3	at Mercer	7-10	L
	MIDDLE TENN. ST.	2-5	L
	MARSHALL	17-5	W
3/17	at Austin Peay	6-5	W
3/18	* at Mississippi State	0-3	L
3/19	* at Mississippi State	0-5	L
3/19	* at Mississippi State	1-12	L
3/22	OHIO	10-3	W
3/22	OHIO	9-3	W
3/23	OHIO	5-3	W
3/23	OHIO	7-8	L
3/25	* LSU	2-0	W
3/26	* LSU	10-2	W
3/26	* LSU	4-2	W
4/2	* OLE MISS	3-1	W
4/2	* OLE MISS	9-4	W
4/3	* OLE MISS	7-14	L
4/5	at B'ham-Southern	8-6	W
4/6	LIVINGSTON	7-2	W
4/9	* at Alabama	5-11	L
4/9	* at Alabama	5-2	W
4/10	* at Alabama	5-12	L
4/11	MERCER	17-7	W
4/13	GEORGIA	11-2	W

**1977 • 28-18, 11-9 SEC**  
**Head Coach: Paul Nix (1963-84)**

Player	AVG	GP	AB	R	H	2B	3B	HR	RBI	BB	SO	SH/SE	SB
Steve Renfro	.344	45	154	27	53	8	3	4	36	12	29	5/2	11
Bo Fucci	.342	40	114	32	39	8	1	3	20	23	30	2/1	16
Gray Morrison	.315	39	143	22	45	10	1	1	17	14	29	4/0	3
John Trageser	.314	24	70	19	22	2	0	4	13	19	9	2/2	1
Rodney Rushing	.305	34	95	10	29	4	1	2	15	8	20	2/1	1
Dom Fucci	.299	46	154	28	46	7	1	2	31	32	35	3/1	21
Chuck Moore	.273	39	121	19	33	3	2	4	23	6	28	1/0	2
S. Montgomery	.267	45	135	35	36	9	1	6	30	35	28	5/4	5
Pat Keedy	.260	46	146	37	38	11	2	8	34	29	45	1/2	7
J.B. Brown	.238	43	143	28	34	8	0	0	22	24	17	2/2	9
Ben Spivey	.143	26	56	13	8	0	0	0	2	19	15	2/0	1
Danny Rollin	.238	8	21	5	5	0	0	0	2	4	3	0/0	1
Tim Thornley	.231	11	26	4	6	1	0	0	6	9	8	0/1	0
Dan Weingarten	.154	8	13	2	2	0	0	0	0	3	3	0/0	0
Robert Hudson	.000	1	1	0	0	0	0	0	0	0	0	0/0	0
Tom Rogan	.000	3	0	1	0	0	0	0	0	2	0	0/0	0
Mike Frazier	.000	1	1	0	0	0	0	0	0	0	0	0/0	0
Tommy Owens	.000	7	2	3	0	0	0	0	0	1	0	0/0	0
<b>TOTALS</b>	<b>.284</b>	<b>46</b>	<b>1395</b>	<b>285</b>	<b>396</b>	<b>71</b>	<b>12</b>	<b>34</b>	<b>251</b>	<b>239</b>	<b>300</b>	<b>30/16</b>	<b>78</b>
<b>OPPONENTS</b>	<b>.249</b>	<b>46</b>	<b>1447</b>	<b>227</b>	<b>360</b>	<b>56</b>	<b>11</b>	<b>25</b>	<b>183</b>	<b>184</b>	<b>262</b>	<b>14/10</b>	<b>55</b>

Player	ERA	W-L	APP	GS	CG	SHO	IP	H	R	ER	BB	SO
Joe Beckwith	1.68	9-5	16	14	10	1	101.1	75	32	18	31	99
Robert Hudson	3.43	2-4	18	13	6	2	89.0	106	53	34	26	65
David Sullivan	5.36	2-3	9	5	1	0	42.0	44	30	25	26	20
Tim Williams	4.76	1-1	11	2	0	0	22.2	22	18	12	16	9
Mark Wimberly	5.12	4-1	15	5	2	1	45.2	44	36	26	20	31
Billy Knight	5.73	2-1	9	2	0	0	22.0	30	21	14	22	10
Martin Lowe	6.35	1-3	16	4	0	0	39.2	34	34	28	39	25
Jay Chwalkik	5.40	0-0	2	1	0	0	5.0	5	3	3	4	3
<b>TOTALS</b>	<b>3.94</b>	<b>28-18</b>	<b>46</b>	<b>46</b>	<b>19</b>	<b>4</b>	<b>367.2</b>	<b>360</b>	<b>227</b>	<b>161</b>	<b>184</b>	<b>262</b>

4/15	at South Alabama	14-11	W
4/16	at South Alabama	5-8	L
4/18	TROY STATE	4-1	W
4/20	B'HAM-SOUTHERN	8-5	W
4/21	VALDOSTA STATE	9-10	L
4/23	* MISSISSIPPI STATE	3-0	W
4/24	* MISSISSIPPI STATE	6-4	W
4/24	* MISSISSIPPI STATE	15-6	W
4/25	JAX'VILLE STATE	2-0	W
4/27	COLUMBUS COL.	5-7	L
4/30	* at LSU [10]	0-1	L
4/30	* at LSU	3-0	W
5/2	at Columbus College	15-3	W
5/3	SOUTH ALABAMA	1-9	L
5/4	SOUTH ALABAMA	4-8	L
5/7	* at Ole Miss	4-6	L
5/7	* at Ole Miss	5-1	W
5/8	* at Ole Miss	4-7	L
5/17	at Georgia Tech	7-6	W

**•SEC CHAMPIONS•**  
**•SEC TOURNAMENT CHAMPIONS•**  
**•SEC WEST CHAMPIONS•**  
**•SOUTH REGIONAL•**

Date	Opponent	Score	W/L
2/23	GA. SOUTHWEST	7-2	W
2/25	HUNTINGDON	5-4	W
3/4	* at Alabama	5-9	L
3/5	* at Alabama	5-3	W
3/5	* at Alabama	3-1	W
3/10	AUSTIN PEAY ST.	14-9	W
3/18	* MISSISSIPPI STATE	1-7	L
3/18	* MISSISSIPPI STATE	2-6	L
3/19	* MISSISSIPPI STATE	11-8	W
3/21	at South Alabama	9-12	L
3/22	at South Alabama	8-16	L
3/23	at New Orleans	0-5	L
3/24	at New Orleans	6-4	W
3/25	* at LSU	0-1	L
3/25	* at LSU	3-0	W
3/26	* at LSU	1-1	L
3/27	FAIRFIELD	0-3	L
3/30	LIVINGSTON	13-9	W
4/1	* at Ole Miss	3-8	L
4/1	* at Ole Miss	6-5	W
4/2	* at Ole Miss	11-6	W
4/3	at Memphis State	2-7	L
4/4	at Memphis State	9-10	L
4/6	MONTEVALLO [11]	4-3	W
4/8	* ALABAMA	13-5	W
4/8	* ALABAMA	11-5	W

**1978 • 33-21, 15-8 SEC**  
**Head Coach: Paul Nix (1963-84)**

Player	AVG	GP	AB	R	H	2B	3B	HR	RBI	BB	SO	SH/SE	SB
Dom Fucci	.401	54	177	58	71	15	4	10	44	40	23	3/4	28
J.B. Brown	.368	41	133	29	49	12	0	1	27	15	7	2/4	



YEAR-BY-YEAR RESULTS & TEAM STATS

Table with columns: Date, Opponent, Score, W/L. Rows include games from 2/26 to 4/21 against various opponents like Middle Tenn. St., Georgia State, Western Ky., etc.

1979 • 21-21 7-14 SEC Head Coach: Paul Nix (1963-84). Player stats table with columns: Player, AVG, GP, AB, R, H, 2B, 3B, HR, RBI, BB, SO, SH/SF, SB. Includes totals and opponents.

Table with columns: Date, Opponent, Score, W/L. Rows include games from 4/22 to 5/15 against opponents like Mississippi State, Jaxville State, LSU, etc.

•SEC WEST CHAMPIONS• Table with columns: Date, Opponent, Score, W/L. Rows include games from 2/28 to 4/16 against opponents like Columbus College, Georgia State, etc.

1980 • 27-24 15-8 SEC Head Coach: Paul Nix (1963-84). Player stats table with columns: Player, AVG, GP, AB, R, H, 2B, 3B, HR, RBI, BB, SO, SH/SF, SB. Includes totals and opponents.

Table with columns: Date, Opponent, Score, W/L. Rows include games from 4/17 to 5/13 against opponents like Montevallo, LSU, Georgia State, etc.

Table with columns: Date, Opponent, Score, W/L. Rows include games from 3/1 to 4/11 against opponents like Troy State, SE Louisiana, etc.

1981 • 27-27 7-16 SEC Head Coach: Paul Nix (1963-84). Player stats table with columns: Player, AVG, GP, AB, R, H, 2B, 3B, HR, RBI, BB, SO, SH/SF, SB. Includes totals and opponents.

Table with columns: Date, Opponent, Score, W/L. Rows include games from 4/12 to 5/11 against opponents like Miss. State, Jackson St., etc.







# YEAR-BY-YEAR RESULTS & TEAM STATS

Date	Opponent	Score	W/L
3/3	at Troy State	4-5	L
3/7	* at LSU7	2-4	L
3/7	* at LSU7	0-11	L
3/10	* OLE MISS7	3-4	L
3/10	* OLE MISS7 [8]	4-5	L
3/11	* OLE MISS	1-4	L
3/18	AUSTIN PEAY	13-10	W
3/20	* MISS. STATE7 [8]	6-5	W
3/20	* MISSISSIPPI STATE7	7-4	W
3/21	* MISSISSIPPI STATE6	4-3	W
3/23	GEORGIA	10-7	W
3/27	* at Alabama [10]	7-8	L
3/28	* at Alabama7	5-8	L
3/28	* at Alabama7 [8]	10-11	L
3/31	JAX'VILLE STATE7	6-4	W
3/31	JAX'VILLE STATE7	6-7	L
4/1	COLUMBUS COL.	9-7	W
4/3	at Huntingdon	20-4	W
4/7	GEORGIA STATE	3-1	W
4/10	* LSU	12-6	W
4/11	* LSU	13-12	W
4/11	* LSU7	9-1	W
4/13	FLORIDA STATE	9-5	W
4/14	FLORIDA STATES	8-10	L
4/15	at Columbus College	20-2	W
4/15	HUNTINGDON	12-4	W
4/18	* at Ole Miss7	0-1	L

### 1982 • 27-20-1, 8-13-1 SEC Head Coach: Paul Nix (1963-84)

Player	AVG	GP	AB	R	H	2B	3B	HR	RBI	BB	SO	SH/SE	SB
Doug Glicrese, ss	.386	48	197	58	76	21	3	17	54	20	25	0/2	6
Bob Barry, 3b	.341	46	173	40	59	6	0	13	57	26	28	1/4	7
David Mogentale, rf	.341	42	135	35	46	6	0	5	24	28	14	3/2	0
Russell Smith, 2b	.333	39	132	32	44	8	1	0	17	24	15	4/1	4
Neal Mitchell, prof	.304	36	138	37	42	11	0	8	23	27	17	2/2	0
Mike Swain, c	.302	35	106	19	32	7	0	2	14	18	13	2/0	0
Robert Somell, c	.295	40	129	32	5	3	1	21	19	9	2	2/0	3
Rayney Dollay, lf	.289	48	173	32	50	12	0	7	37	25	29	1/3	1
Trent Hudson, c	.288	30	80	13	23	2	1	1	13	6	18	1/1	0
J. Meltsavage, dh	.287	43	157	28	45	8	0	2	25	22	29	4/2	3
Sam Brasso, lf	.277	29	83	15	23	5	0	0	11	4	17	2/1	0
Darryl Wilks, of	.297	11	37	3	11	1	0	1	6	1	4	0/0	1
Ilex Morris, c	.258	8	20	3	5	1	0	0	4	0	2	1/0	0
Jeff Grote, of	.182	7	11	5	2	0	0	0	1	2	2	0/0	1
Robby Moore, if	.000	1	0	1	0	0	0	0	0	0	0	0/0	0
<b>TOTALS</b>	<b>.316</b>	<b>48</b>	<b>1569</b>	<b>348</b>	<b>496</b>	<b>93</b>	<b>8</b>	<b>57</b>	<b>307</b>	<b>222</b>	<b>222</b>	<b>23/18</b>	<b>29</b>
<b>OPPONENTS</b>	<b>.290</b>	<b>48</b>	<b>1553</b>	<b>312</b>	<b>450</b>	<b>72</b>	<b>11</b>	<b>45</b>	<b>273</b>	<b>231</b>	<b>226</b>	<b>19/12</b>	<b>55</b>

Player	ERA	W-L	APP	GS	CG	SV	IP	H	R	ER	BB	SO	WP	HBP
Gary Smith	3.33	3-2	12	9	0	0	51.1	45	26	19	23	27	4	4
Marc Souceda	4.44	4-3	23	4	0	3	54.2	53	33	27	30	33	6	3
Lance Long	5.48	4-2	19	9	3	3	67.1	71	49	41	51	40	5	2
Ward Yerby	5.65	5-5	18	10	2	0	65.1	86	52	41	25	44	3	1
Neal Mitchell	5.82	4-3	10	3	0	0	34.0	46	28	22	32	23	4	2
Steve Childers	5.84	2-2	9	6	0	0	37.0	45	35	24	15	26	0	1
Russell Ricks	7.54	1-0	6	2	0	0	14.1	21	13	12	7	3	0	3
Bill Davis	13.64	2-0	8	1	0	0	27.0	48	45	41	21	10	7	6
Phil Constan	4.50	0-0	5	1	0	2	10.0	9	5	5	2	6	0	2
Barry Clements	6.41	1-3	8	3	0	0	19.2	21	18	14	21	10	3	1
Tim McClain	11.81	0-0	4	0	0	0	5.1	5	8	7	4	4	2	0
<b>TOTALS</b>	<b>5.90</b>	<b>27-20</b>	<b>48</b>	<b>48</b>	<b>5</b>	<b>8</b>	<b>386.0</b>	<b>450</b>	<b>312</b>	<b>253</b>	<b>231</b>	<b>226</b>	<b>34</b>	<b>25</b>
<b>OPPONENTS</b>	<b>7.04</b>	<b>20-27</b>	<b>48</b>	<b>48</b>	<b>10</b>	<b>2</b>	<b>360.2</b>	<b>496</b>	<b>348</b>	<b>282</b>	<b>222</b>	<b>222</b>	<b>53</b>	<b>18</b>

4/18	* at Ole Miss7	3-3	T
4/20	at Florida State	0-14	L
4/21	at Florida State	9-8	W
4/22	at Montevallo	3-1	W
4/24	* at Mississippi State7	2-9	L
4/24	* at Mississippi State5	0-6	L
4/25	* at Mississippi State	0-10	L
4/27	UAB	13-1	W
4/28	B'HAM-SOUTHERN	10-12	L
4/29	JACKSON STATE	4-1	W
5/1	* ALABAMA7 [8]	8-7	W
5/1	* ALABAMA7 [8]	8-5	W
5/2	* ALABAMA7	9-14	L
5/4	TROY STATE	14-12	W
5/5	LIVINGSTON	13-9	W
5/8	CLEMSON [11]	7-6	W
5/8	CLEMSON	10-22	L
5/9	CLEMSON [12]	9-0	W
5/10	MONTEVALLO	8-3	W
5/11	at Georgia State	11-1	W
5/12	at Georgia Tech	6-8	L

Date	Opponent	Score	W/L
2/23	at Florida State	9-12	L
2/23	at Florida State	1-6	L
3/2	GEORGIA	0-5	L
3/2	GEORGIA	11-7	W
3/3	at Troy State	5-6	L
3/5	at Columbus Col. [12]	7-8	L
3/8	ILLINOIS STATE	6-17	L
3/10	* OLE MISS	8-12	L
3/11	* OLE MISS	5-6	L
3/11	* OLE MISS	6-12	L
3/19	* at Mississippi State	0-8	L
3/19	* at Mississippi State	1-5	L
3/20	* at Mississippi State	2-7	L
3/22	ALA. CHRISTIAN	13-6	W
3/23	FLORIDA STATE	5-7	L
3/27	* LSU	6-3	W
3/27	* LSU	5-4	W
3/29	at Jacksonville State	1-11	L
3/31	Alabama (Bham)	3-12	L
4/2	* at Alabama	5-6	L
4/3	* at Alabama	2-3	L
4/3	* at Alabama	7-6	W
4/5	JAX'VILLE ST. [11]	6-5	W
4/10	COLUMBUS COL.	6-4	W
4/11	MONTEVALLO	7-0	W
4/12	at UAB	5-6	L
4/13	at Alabama Christian	19-14	W
4/14	at Georgia Tech	7-16	L
4/16	* at Ole Miss	4-12	L
4/16	* at Ole Miss	9-10	L
4/17	* at Ole Miss	7-10	L
4/19	at Georgia	11-5	W

### 1983 • 16-34, 4-18 SEC Head Coach: Paul Nix (1963-84)

Player	AVG	GP	AB	R	H	2B	3B	HR	RBI	BB	SO	SAC	SB-ATT	
Dean Sunseri	.317	26	63	11	20	2	0	0	9	22	13	1	1-3	
Chris Senn	.316	15	57	13	18	2	0	2	11	26	7	8	2-12	
D. Friend	.290	49	186	39	54	14	0	11	47	101	26	21	4-34	
Kevin Jordan	.284	27	88	18	25	9	0	3	17	43	18	19	2-6	
Russell Smith	.281	48	167	30	47	7	2	3	30	67	33	24	6-34	
Bo Jackson	.279	26	68	14	19	4	0	4	13	35	20	34	0-5	
Mark Hutchinson	.264	49	159	31	42	5	2	1	11	54	33	15	3-23	
Bob Barry	.263	26	80	19	21	4	1	6	14	43	24	17	0-23	
Paul Foster	.251	48	179	32	45	7	1	5	35	81	17	42	2-23	
Trent Hudson	.237	36	135	28	32	6	1	5	25	55	11	21	0-1	
David Miller	.242	30	91	23	22	6	0	5	17	43	21	37	1-34	
Jamie Basso	.230	47	161	32	37	9	0	7	23	67	28	31	4-10	
Jeff Grote	.206	27	68	11	14	3	1	1	6	22	15	17	0-12	
Donnie Thomas	.296	8	27	7	8	1	0	3	5	18	5	6	1-1	
David Plumb	.200	10	30	1	6	1	0	0	2	7	3	3	2-0-0	
Scott Embleau	.130	8	23	4	3	1	0	0	1	4	3	4	2-0-0	
Terry Johnson	.167	2	6	2	1	0	0	1	1	4	0	0	0-0-0	
Jerry Joe Chambers	.000	1	1	0	0	0	0	0	0	0	0	0	0-0-0	
Ward Yerby	1.000	1	2	0	2	0	0	0	1	2	0	0	0-0-0	
Lance Long	.333	25	3	1	0	0	0	0	1	0	1	0	1-0-0	
Raymond Wiehe	.333	10	3	0	1	0	0	0	1	0	1	0	0-0-0	
<b>TOTALS</b>	<b>.262</b>	<b>50</b>	<b>1597</b>	<b>315</b>	<b>418</b>	<b>81</b>	<b>7</b>	<b>61</b>	<b>268</b>	<b>696</b>	<b>277</b>	<b>314</b>	<b>30</b>	<b>33-54</b>
<b>OPPONENTS</b>	<b>.311</b>	<b>50</b>	<b>1684</b>	<b>394</b>	<b>524</b>	<b>88</b>	<b>10</b>	<b>53</b>	<b>330</b>	<b>791</b>	<b>272</b>	<b>265</b>	<b>17</b>	<b>82-97</b>

Player	ERA	W-L	G/GS	CG	SV	SHO	IP	H	R	ER	BB	SO	HR	WP	HBP
Raymond Wiehe	4.57	3-4	10/7	3	0	0	43.1	56	35	22	27	18	4	2	2
Ward Yerby	5.11	3-8	19/18	7	0	1	107.1	122	73	61	60	47	14	1	7
Scott Tillery	5.49	4-6	21/10	1	0	0	77.0	99	65	47	49	42	9	10	3
Lance Long	7.01	2-6	25/2	0	2	0	61.2	66	51	48	52	47	9	7	4
Doug Allen	9.09	1-3	13/3	0	0	0	31.2	43	35	32	19	37	2	7	2
Stuart Tate	9.66	1-4	15/6	0	0	0	36.1	47	49	39	26	38	4	5	3
Jim Cunningham	9.00	0-0	4/0	0	0	0	7.0	15	12	7	1	5	1	2	1
Steve Childers	6.59	2-2	6/2	0	0	0	13.2	24	19	10	9	8	1	1	0
Bill Davis	12.60	0-1	2/0	0	0	0	5.0	8	13	7	2	7	2	0	0
Pat Visintainer	13.73	0-0	12/2	0	0	0	19.2	34	33	30	17	19	3	2	1
Russell Ricks	16.20	0-0	3/0	0	0	0	5.0	10	9	9	3	4	4	0	0
<b>TOTALS</b>	<b>6.89</b>	<b>16-34</b>	<b>50/50</b>	<b>11</b>	<b>2</b>	<b>2</b>	<b>407.2</b>	<b>524</b>	<b>394</b>	<b>312</b>	<b>265</b>	<b>272</b>	<b>53</b>	<b>37</b>	<b>23</b>
<b>OPPONENTS</b>	<b>5.24</b>	<b>34-16</b>	<b>50/50</b>	<b>6</b>	<b>7</b>	<b>4</b>	<b>409.0</b>	<b>418</b>	<b>315</b>	<b>238</b>	<b>314</b>	<b>277</b>	<b>61</b>	<b>43</b>	<b>21</b>

4/20	at Georgia	13-9	W
4/21	HUNTINGDON	22-23	L
4/24	* MISSISSIPPI STATE	5-8	L
4/24	* MISSISSIPPI STATE	8-19	L
4/26	UAB	17-6	W
4/27	TROY STATE	0-1	L
4/28	at Montevallo	7-0	W
4/30	* at LSU	0-3	L
4/30	* at LSU	7-1	W
5/1	* at LSU	3-9	L
5/4	GEORGIA TECH [10]	4-3	W
5/5	ALA. CHRISTIAN	5-7	L
5/7	* ALABAMA	1-9	L
5/7	* ALABAMA	4-6	L
5/8	* ALABAMA	5-13	L
5/9	FLA. INT.	8-9	L
5/10	FLA. INT.	10-7	W
5/11	FLA. INT. [10]	9-10	L

Date	Opp
------	-----



YEAR-BY-YEAR RESULTS & TEAM STATS

Table with columns: Date, Opponent, Score, W/L. Rows include games from 2/23 to 4/3 at various locations like Tennessee, Alabama, and Georgia Tech.

1985 • 30-22, 11-12 SEC. Head Coach: Hal Baird (1985-2000). Player stats table with columns: Player, AVG, GP, AB, R, H, 2B, 3B, HR, RBI, TB, BB, HBP, SO, SH, SF, SB-ATT.

Continuation of 1985 season results with columns: Date, Opponent, Score, W/L. Rows include games from 4/6 to 5/5 at various locations like Alabama, Kentucky, and LSU.

Table with columns: Date, Opponent, Score, W/L. Rows include games from 2/26 to 4/5 at various locations like Huntington, Ole Miss, and South Alabama.

1986 • 31-24, 15-14 SEC. Head Coach: Hal Baird (1985-2000). Player stats table with columns: Player, AVG, GP, AB, R, H, 2B, 3B, HR, RBI, TB, SIG, BB, HBP, SO, SH, SF, SB-ATT.

Continuation of 1986 season results with columns: Date, Opponent, Score, W/L. Rows include games from 4/5 to 5/10 at various locations like Florida, Kentucky, and Georgia.

SEC WEST CHAMPIONS • WEST I REGIONAL

Table with columns: Date, Opponent, Score, W/L. Rows include games from 2/18 to 4/8 at various locations like Huntington, West Georgia, and Clemson.

1987 • 42-18, 20-11 SEC. Head Coach: Hal Baird (1985-2000). Player stats table with columns: Player, AVG, GP, AB, R, H, 2B, 3B, HR, RBI, TB, SIG, BB, HBP, SO, SH, SF, SB-ATT.

Continuation of 1987 season results with columns: Date, Opponent, Score, W/L. Rows include games from 4/11 to 5/23 at various locations like Florida, Kentucky, and Georgia Tech.







# YEAR-BY-YEAR RESULTS & TEAM STATS

Date	Opponent	Score	W/L
2/12	WESTERN CAROLINA	3-0	W
2/13	WESTERN CAROLINA	7-3	W
2/14	WESTERN CAROLINA	1-4	L
2/14	WESTERN CAROLINA	1-0	W
2/20	CLEMSON	1-8	L
2/21	CLEMSON	5-2	W
2/24	HUNTINGDON	9-1	W
2/27	RICHMOND	5-0	W
2/28	RICHMOND	7-0	W
3/1	MONTEVALLO	14-2	W
3/5	* at Vanderbilt	0-2	L
3/5	* at Vanderbilt	4-5	L
3/6	* at Vanderbilt	10-3	W
3/8	at Georgia Tech	14-3	W
3/12	* OLE MISS	5-0	W
3/12	* OLE MISS [11]	1-0	W
3/13	* OLE MISS	14-1	W
3/16	VIRGINIA	8-13	L
3/19	* at Georgia	8-3	W
3/19	* at Georgia	7-4	W
3/20	* at Georgia	18-5	W
3/22	WEST GEORGIA	11-6	W
3/23	at Sanford	14-1	W
3/26	* MISSISSIPPI STATE	3-2	W
3/26	* MISSISSIPPI STATE	3-11	L
3/27	* MISSISSIPPI STATE	1-5	L
3/29	RIDER	11-5	W
3/30	RIDER	8-7	W

### 1988 - 39-16, 16-10 SEC Head Coach: Hal Baird (1985-2000)

Player	AVG	GP/S	AB	R	H	2B	3B	HR	RBI	TB	SLG	BB	SO	OB%	SH/SF	SB/AT
Frank Thomas	.385	55/54	182	45	70	21	0	9	54	116	.637	42	6	.22	.509	0/2
Clark Preble	.353	55/54	221	47	78	15	1	2	31	101	.457	18	1	.12	.399	2/3
Kevin Henry	.354	53/52	198	39	70	11	3	4	43	99	.500	24	5	.26	.432	0/2
Derek Cromovore	.341	46/41	135	44	46	4	2	0	23	50	.400	25	2	.13	.378	0/1
Jerry Henry	.294	47/37	134	27	40	8	1	0	23	50	.368	18	1	.14	.378	0/1
Jeff Leatherman	.282	53/46	174	35	49	7	1	0	35	57	.328	37	3	.27	.408	2/4
Jeff Livesey	.268	54/54	183	30	49	9	0	6	42	75	.410	12	4	.32	.320	3/4
Andy Albrecht	.257	53/48	152	21	39	3	2	2	20	52	.342	19	4	.43	.354	0/0
T. Youngblood	.263	51/50	175	32	46	10	4	0	31	76	.434	23	0	.34	.342	0/4
Ed Dilks	.257	48/45	105	25	27	6	0	0	14	32	.305	24	3	.13	.403	2/2
Steve Burroughs	.319	31/10	47	9	15	0	0	0	6	15	.319	6	0	.15	.396	0/0
John Moorer	.286	17/11	14	6	4	0	0	0	1	4	.286	1	0	.2	.333	0/0
Ethan White	.250	18/11	16	2	4	1	0	0	4	7	.438	4	0	.2	.400	0/0
Tim Edge	.182	34/11	66	8	12	2	0	0	5	14	.212	5	1	.20	.247	0/0
Rob Shaloub	.000	1/0	2	0	0	0	0	0	0	0	.000	0	0	.000	0/0	
Gary Gallagher	.000	0/0	0	0	0	0	0	0	0	0	.000	0	0	.000	0/0	
<b>TOTALS</b>	<b>.308</b>	<b>55/55</b>	<b>1783</b>	<b>373</b>	<b>549</b>	<b>96</b>	<b>15</b>	<b>27</b>	<b>332</b>	<b>741</b>	<b>.415</b>	<b>258</b>	<b>31</b>	<b>275</b>	<b>.399</b>	<b>10/24</b>
<b>OPPONENTS</b>	<b>.333</b>	<b>55/55</b>	<b>1698</b>	<b>206</b>	<b>402</b>	<b>73</b>	<b>7</b>	<b>27</b>	<b>177</b>	<b>565</b>	<b>.333</b>	<b>181</b>	<b>21</b>	<b>425</b>	<b>.315</b>	<b>14/16</b>
<b>Player</b>	<b>ERA</b>	<b>W-L</b>	<b>G/GS</b>	<b>CG</b>	<b>SHO</b>	<b>SV</b>	<b>IP</b>	<b>H</b>	<b>R</b>	<b>ER</b>	<b>BB</b>	<b>SO</b>	<b>BF</b>	<b>WP</b>	<b>HB</b>	
Gregg Olson	2.00	7-3	36/1	0	0	0	10	72.0	43	23	16	27	113	291	9	
Scott Renner	2.58	9-4	23/12	2	0	0	87.1	79	34	25	30	64	361	9	1	
Ed Ohman	2.68	7-0	25/0	0	0	2	57.1	47	21	17	12	52	236	6	2	
Stacy Jones	3.60	6-6	21/18	4	2	0	85.1	90	46	34	36	72	376	3	2	
David Adams	3.66	8-3	21/17	0	0	0	86.0	79	46	35	40	65	375	3	11	
Andy Beisel	0.00	0-0	1/0	0	0	0	0.2	0	1	0	1	1	4	1	0	
T. Youngblood	3.43	1-0	5/4	0	0	0	21.0	21	12	8	7	11	95	0	1	
Mike Ferry	4.50	1-0	16/2	0	0	1	30.0	31	15	15	11	34	126	2	3	
Greg Randa	5.63	0-0	10/0	0	0	0	11.2	11	7	7	17	13	60	0	0	
<b>TOTALS</b>	<b>3.13</b>	<b>39-16</b>	<b>55/55</b>	<b>6</b>	<b>9</b>	<b>14</b>	<b>451.1</b>	<b>402</b>	<b>205</b>	<b>157</b>	<b>181</b>	<b>425</b>	<b>1931</b>	<b>33</b>	<b>24</b>	
<b>OPPONENTS</b>	<b>6.06</b>	<b>16-39</b>	<b>55/55</b>	<b>7</b>	<b>2</b>	<b>9</b>	<b>431.0</b>	<b>549</b>	<b>373</b>	<b>290</b>	<b>258</b>	<b>275</b>	<b>2186</b>	<b>30</b>	<b>28</b>	

\*seven team shutouts

3/31	RIDER	10-8	W
4/4	JAXVILLE STATE	12-10	W
4/5	SAMFORD	8-3	W
4/5	SAMFORDS	14-0	W
4/6	LAGRANGE COL.	8-6	W
4/9	* at Florida	3-1	W
4/9	* at Florida	1-7	L
4/10	* at Florida	12-7	W
4/12	Alabama (H) [11]	3-1	W
4/13	B'HAM-SOUTHERN	14-3	W
4/16	* KENTUCKY7	9-1	W
4/16	* KENTUCKY7	2-0	W
4/17	* KENTUCKY7	1-2	L
4/20	LAGRANGE COL.	15-0	W
4/23	* at Alabama7	2-7	L
4/24	* at Alabama7	6-12	L
4/27	Alabama (D)	1-6	L
4/30	* TENNESSEE7 [9]	3-5	L
4/30	* TENNESSEE7	0-1	L
5/1	* TENNESSEE	17-3	W
5/3	GA. SOUTHWEST'RN	5-1	W
5/4	UAB	4-1	W
5/7	* at LSU7	2-1	W
5/7	* at LSU	8-1	W
5/8	* at LSU	10-8	W
5/12	# at Mississippi State	7-10	L
5/13	# Florida	3-4	L

# SEC Tour. (Starkville, MS - 6th)

### •SEC TOURNAMENT CHAMPIONS• •ATLANTIC REGIONAL•

Date	Opponent	Score	W/L
2/10	WESTERN CARO.	15-2	W
2/10	WESTERN CARO.7	2-3	L
2/11	WESTERN CARO.7	8-3	W
2/12	WESTERN CARO.	15-2	W
2/15	HUNTINGDON	18-13	W
2/22	MERCER7	10-3	W
2/22	MERCER7	5-4	W
2/25	at Clemson	2-4	L
2/26	at Clemson	7-6	W
2/28	GEORGIA TECH	9-7	W
3/1	CAMPBELL	5-4	W
3/4	* VANDERBILT	1-6	L
3/4	* VANDERBILT7	3-1	W
3/5	* VANDERBILT	8-5	W
3/8	UNC-WILMINGTON	4-0	W
3/9	UNC-WILMINGTON	12-8	W
3/11	* at Ole Miss	8-5	W
3/11	* at Ole Miss7	2-4	L
3/12	* at Ole Miss	7-4	W
3/15	ALABAMA STATE	18-4	W
3/18	* GEORGIA	6-8	L
3/18	* GEORGIA7	3-0	W
3/19	* GEORGIA	2-5	L
3/25	* at Mississippi State	0-7	L
3/25	* at Mississippi State7	3-13	L
3/26	* at Mississippi State	5-11	L
3/30	Alabama (H)	21-9	W
4/1	COLUMBUS COL.	7-0	W
4/3	WEST GEORGIA7	7-2	W
4/3	WEST GEORGIA7	17-2	W
4/4	@ Houston (Msb)	4-2	W
4/5	@ at South Alabama	4-10	L

### 1989 - 44-20, 12-12 SEC Head Coach: Hal Baird (1985-2000)

Player	AVG	GP/S	AB	R	H	2B	3B	HR	RBI	TB	SLG	BB	SO	OB%	SH/SF	SB/AT
Frank Thomas	.403	64/64	206	62	83	19	3	19	83	165	.801	73	10	.25	.575	0/3
Clark Preble	.341	64/64	258	52	88	13	3	5	112	.434	31	2	10	.407	0/4	
Jeff Leatherman	.327	58/51	171	26	56	13	1	0	36	71	.415	40	0	.29	.442	3/3
Tim Edge	.320	56/50	175	38	56	11	2	0	37	71	.406	28	9	.20	.417	3/2
Jeff Powell	.314	63/63	255	51	80	11	0	3	33	100	.392	16	19	.22	.394	0/2
Andy Albrecht	.300	53/42	160	39	48	6	2	2	28	64	.400	27	3	.27	.411	0/1
Joe Sawe	.296	41/33	125	25	37	6	1	3	24	54	.432	13	1	.12	.354	3/1
Tom Knodel	.281	35/34	121	23	34	2	0	0	23	36	.298	17	0	.13	.357	3/1
T. Youngblood	.279	44/42	154	24	43	9	1	2	28	60	.390	20	1	.28	.364	1/0
Chris Hart	.272	64/64	257	62	70	18	2	7	40	113	.440	29	9	.54	.352	3/4
Derek Cromovore	.261	58/54	153	42	60	6	0	0	19	46	.301	40	7	.19	.421	7/2
Andy Flagler	1.000	2/0	2	0	2	1	0	3	0	3	1.500	0	0	1.000	0/0	
John Moorer	.500	12/0	2	2	1	0	0	0	1	1	.500	1	1	0	.750	0/0
Mark McQuogge	.333	9/0	6	3	2	0	0	0	2	.333	2	0	1	.500	0/0	
Todd O'Donnell	.258	30/16	62	9	16	1	2	0	6	21	.339	8	0	.9	.343	1/0
Buck Miller	.200	10/0	10	1	2	0	1	0	2	4	.400	1	0	.3	.273	0/0
Gary Gallagher	.125	13/0	8	2	1	0	0	0	3	1	.125	3	0	1	.333	0/1
Allen Argenti	.000	1/0	0	0	0	0	0	0	0	0	.000	0	0	0	1.000	0/0
Mickey Tomney	.000	5/0	4	1	0	0	0	0	0	0	.000	0	1	0	1.000	0/0
Rick Davidson	.000	5/0	3	1	0	0	0	0	0	0	.000	0	0	0	1.000	0/0
<b>TOTALS</b>	<b>.309</b>	<b>64/64</b>	<b>2132</b>	<b>464</b>	<b>659</b>	<b>116</b>	<b>16</b>	<b>39</b>	<b>414</b>	<b>924</b>	<b>.433</b>	<b>349</b>	<b>64</b>	<b>275</b>	<b>.413</b>	<b>24/24</b>
<b>OPPONENTS</b>	<b>.262</b>	<b>64/64</b>	<b>2084</b>	<b>304</b>	<b>545</b>	<b>93</b>	<b>10</b>	<b>41</b>	<b>273</b>	<b>781</b>	<b>.375</b>	<b>236</b>	<b>18</b>	<b>424</b>	<b>.338</b>	<b>15/20</b>
<b>Player</b>	<b>ERA</b>	<b>W-L</b>	<b>G/GS</b>	<b>CG</b>	<b>SHO</b>	<b>SV</b>	<b>IP</b>	<b>H</b>	<b>R</b>	<b>ER</b>	<b>BB</b>	<b>SO</b>	<b>BF</b>	<b>WP</b>	<b>HB</b>	
T. Youngblood	2.62	14-3	20/14	4	3	1	106.2	41	36	31	31	52	18	6	393	
Mickey Tomney	3.09	2-0	17/0	0	0	1	32.0	31	15	11	12	30	3	0	121	
Mike Ferry	3.15	2-2	30/0	0	0	8	45.2	40	20	16	16	52	5	0	2	
Scott Renner	3.75	9-6	25/18	1	1	0	120.0	133	66	50	42	92	23	4	4	
Tommy Carter	4.22	6-4	25/11	2	0	2	77.0	82	47	37	46	72	1	8	302	
Jason Hankins	4.39	7-3	24/17	3	1	0	102.0	103	71	52	53	82	16	5	12	
Mark Fuller	4.64	4-2	23/4	1	0	0	54.1	63	38	28	29	40	12	3	6	
Jeff Powell	4.50	0-0	2/0	0	0	0	2.0	2	1	1	1	2	0	0	7	
Adam Sharr	90.00	0-0	2/0	0	0	0	1.0	6	10	6	2	1	0	0	9	
<b>TOTALS</b>	<b>3.33</b>	<b>44-20</b>	<b>64/64</b>	<b>11</b>	<b>8</b> </											







# YEAR-BY-YEAR RESULTS & TEAM STATS

**•COLLEGE WORLD SERIES•**  
**•EAST REGIONAL CHAMPIONS•**

Date	Opponent	Score	W/L
2/18	@ LSU	3-1	W
2/19	@ New Orleans	1-3	L
2/20	@ Tulane	5-2	W
2/26	MIDDLE TENN. ST.7	19-3	W
2/26	MIDDLE TENN. ST.7	9-2	W
2/27	MIDDLE TENN. ST.	11-9	W
3/2	TROY STATE	32-9	W
3/5	JAXVILLE STATE	6-11	L
3/6	JAXVILLE STATE	8-2	W
3/8	at Samford	12-3	W
3/10	GEORGIA STATE	18-13	W
3/19	MURRAY STATE7	10-1	W
3/19	MURRAY STATE7	10-1	W
3/21	SIENAZ	18-0	W
3/21	SIENAZ	15-1	W
3/22	at Middle Tenn. State	6-1	W
3/23	at UAB	3-9	L
3/25	* GEORGIA	23-1	W
3/26	* GEORGIA	9-5	W
3/27	* GEORGIA	12-13	L
3/30	COLUMBUS COL.	7-2	W
3/31	GEORGIA STATE	5-2	W
4/1	* at Tennessee	6-3	W
4/2	* at Tennessee	3-1	W
4/3	* at Tennessee	4-8	L
4/8	* VANDERBILT	5-3	W
4/9	* VANDERBILT	20-7	W
4/10	* VANDERBILT	10-3	W
4/11	EAST TENN. STATE	7-9	L
4/13	B'HAM-SOUTHERN	11-4	W
4/15	* at Arkansas	6-7	L
4/16	* at Arkansas	6-3	W
4/17	* at Arkansas	0-10	L

**1994 • 44-21, 16-13 SEC**  
**Head Coach: Hal Baird (1985-2000)**

Player	AVG	GP/S	AB	R	H	2B	3B	HR	RBI	TB	SLG	BB	HB	SO	GDP	OB%	SH/SF	SB-AT
Jay Waggoner	.409	65/65	291	69	119	23	5	3	45	161	.553	31	1	22	5	.465	2/4	11-14
Mark Bellhorn	.377	40/40	151	54	57	14	2	5	39	90	.596	41	2	24	4	.510	2/1	12-13
Brandon Moore	.361	65/65	269	56	97	21	1	4	66	132	.491	21	3	21	6	.405	6/3	6-7
Mike Killmatt	.344	64/61	259	48	89	19	5	4	65	130	.502	18	1	33	3	.382	5/3	2-6
Dallon Ruch	.331	54/35	157	24	52	11	0	5	30	78	.497	19	0	21	5	.401	1/3	1-1
Ken Key	.305	53/40	184	26	50	5	1	2	25	63	.384	15	3	22	0	.374	0/7	4-5
Kevin Chabot	.296	58/52	196	44	58	8	0	12	56	102	.520	37	6	6	1	.421	1/0	3-4
Shawn McNally	.271	64/64	251	62	68	9	2	2	32	87	.347	37	5	37	2	.370	4/13	12-17
Robert Lewis	.256	64/59	176	38	45	8	2	2	28	63	.358	25	20	41	1	.404	2/7	0-2
Frank Sanders	.249	61/51	185	44	46	6	2	2	23	62	.335	32	2	58	1	.365	0/5	9-11
Russell Whittenburg	.307	53/31	127	19	39	6	0	0	18	45	.354	13	3	22	0	.382	1/4	3-4
Peter Kanakis	.250	11/0	12	1	3	0	0	0	2	3	.250	0	1	1	1	.286	1/0	0-0
Bryan Walker	.250	6/0	4	2	1	0	0	0	0	1	.250	0	0	0	0	.250	0/0	0-0
Rob Macrory	.236	39/20	72	14	17	3	0	1	7	23	.319	15	1	12	0	.371	1/5	1-1
Reggie Hightower	.231	11/2	13	2	3	0	1	0	9	5	.385	4	0	4	1	.412	0/0	0-0
<b>TOTALS</b>	<b>.320</b>	<b>65/65</b>	<b>2327</b>	<b>503</b>	<b>744</b>	<b>133</b>	<b>21</b>	<b>42</b>	<b>445</b>	<b>1045</b>	<b>.449</b>	<b>308</b>	<b>48</b>	<b>379</b>	<b>30</b>	<b>.406</b>	<b>26/52</b>	<b>64-85</b>
<b>OPPONENTS</b>	<b>.253</b>	<b>65/65</b>	<b>2207</b>	<b>291</b>	<b>558</b>	<b>105</b>	<b>12</b>	<b>34</b>	<b>268</b>	<b>789</b>	<b>.357</b>	<b>211</b>	<b>39</b>	<b>512</b>	<b>22</b>	<b>.327</b>	<b>16/27</b>	<b>72-83</b>

Player	FRA	W-L	G/S	CG	SHO	SV	IP	H	R	ER	BB	SO	2B	3B	HR	BF	Avg	WP	HB	BK
John Powell	2.22	5-4	16/15	1	1/1	1	89.1	77	28	22	22	130	15	0	6	342	.225	7	4	0
Jason LeBoeuf	3.02	4-2	22/3	0	0/0	1	56.2	52	25	19	19	52	13	0	3	214	.243	1	5	0
Kevin Humphreys	3.66	12-4	23/21	3	0/0	1	142.2	137	69	58	42	85	24	1	9	551	.249	4	6	0
Chris Morrison	4.17	9-2	19/15	0	0/1	0	105.2	109	53	49	34	74	23	6	4	416	.262	7	6	1
Ryan Halla	4.22	9-5	33/7	0	0/1	7	98.0	94	57	46	39	108	12	2	9	376	.250	6	8	0
Todd Gober	3.09	0-1	7/0	0	0/0	1	11.2	7	5	4	8	11	1	1	1	40	.175	0	1	1
Shawn McNally	4.70	2-1	14/1	0	0/1	1	15.1	17	12	8	15	13	5	0	0	59	.288	4	0	1
Lance Tolbert	6.04	0-1	12/3	0	0/0	1	22.1	30	18	15	8	20	7	0	0	97	.309	4	4	0
Michael McKenna	6.55	2-0	13/0	0	0/0	0	22.0	25	17	16	20	15	3	1	0	85	.294	5	5	0
Troy Korac	9.95	0-1	5/0	0	0/0	1	6.1	10	7	7	4	4	2	1	2	27	.370	0	0	1
<b>TOTALS</b>	<b>3.85</b>	<b>43-21</b>	<b>65/65</b>	<b>4</b>	<b>3/2</b>	<b>14</b>	<b>570.0</b>	<b>558</b>	<b>291</b>	<b>244</b>	<b>211</b>	<b>512</b>	<b>105</b>	<b>12</b>	<b>34</b>	<b>2207</b>	<b>.253</b>	<b>38</b>	<b>39</b>	<b>3</b>
<b>OPPONENTS</b>	<b>6.53</b>	<b>21-43</b>	<b>65/65</b>	<b>5</b>	<b>2/0</b>	<b>11</b>	<b>553.0</b>	<b>744</b>	<b>503</b>	<b>401</b>	<b>308</b>	<b>379</b>	<b>133</b>	<b>21</b>	<b>42</b>	<b>2327</b>	<b>.320</b>	<b>66</b>	<b>48</b>	<b>2</b>

4/19	MERCER	3-4	L
4/20	MERCER	7-6	W
4/22	* MISS. STATE [10]	1-4	L
4/23	* MISSISSIPPI STATE	19-5	W
4/24	* MISSISSIPPI STATE	4-2	W
4/26	at UAB	7-2	W
4/27	SAMFORD	9-8	W
4/29	* at Ole Miss	0-2	L
4/29	* at Ole Miss	3-8	L
5/1	* at Ole Miss	5-3	W
5/2	Troy State (M)	3-6	L
5/4	Alabama (M)	8-7	W
5/6	* LSU [10]	6-13	L
5/7	* LSU	3-4	L
5/8	* LSU	3-4	L
5/10	RADFORD7	4-2	W
5/10	RADFORD7	7-3	W
5/11	UAB	9-3	W
5/12	* Alabama (H)	5-6	L
5/13	* at Alabama	5-4	W
5/14	* at Alabama	6-3	W
5/19	# Arkansas [17]	3-1	W
5/20	# Mississippi State	2-1	W
5/21	* LSU	2-3	L
5/21	* Mississippi State	9-5	W
5/22	* LSU	4-5	L
5/26	! Virginia Tech	7-0	W
5/27	! Old Dominion [10]	11-8	W
5/28	! at Clemson	11-5	W
5/29	! Notre Dame	8-0	W
6/4	S Oklahoma	4-5	L
6/6	S Miami Fla.	5-7	L

@ Winn-Dixie (New Orleans, LA-2nd)  
# SEC West Tm. (Oxford, MS-2nd)  
! East Regional (Clemson, SC-1st)  
S CMS (Omaha, NE-7th)

**•SEC WEST CHAMPIONS•**  
**•MIDWEST II REGIONAL•**

Date	Opponent	Score	W/L
2/18	LOUISVILLE	6-3	W
2/19	LOUISVILLE	9-2	W
2/19	B'HAM-SOU. [10]	6-7	L
2/22	at Samford [10]	3-4	L
2/25	@Ohio State	9-5	W
2/26	@at South Alabama	9-6	W
3/1	TROY STATE	11-7	W
3/2	at UAB	9-6	W
3/4	MIDDLE TENN. ST.	12-2	W
3/6	UNC-GREENSBORO	9-1	W
3/7	UNC-GREENSBORO	5-2	W
3/7	WINTHROP	1-11	L
3/8	UNC-GREENSBORO	7-6	W
3/10	WINTHROP	5-3	W
3/10	PENN STATE	9-2	W
3/11	PENN STATE	8-5	W
3/12	PENN STATE	14-0	W
3/17	EASTERN MICH.	19-3	W
3/18	EASTERN MICH.	11-4	W
3/19	EASTERN MICH.	7-4	W
3/22	at UAB	16-2	W
3/24	* at Georgia	5-4	W
3/25	* at Georgia	9-4	W
3/26	* at Georgia	2-0	W
3/28	SAMFORD	14-5	W
3/29	Alabama (Hvr)	6-1	W
3/31	* TENNESSEE	6-13	L
4/1	* TENNESSEE	5-1	W
4/2	* TENNESSEE	11-3	W
4/4	Alabama (H)	10-8	W
4/7	* at Vanderbilt	15-3	W
4/8	* at Vanderbilt	13-12	W

**1995 • 50-13, 19-8 SEC**  
**Head Coach: Hal Baird (1985-2000)**

Player	AVG	GP/S	AB	R	H	2B	3B	HR	RBI	TB	SLG	BB	HB	SO	GDP	OB%	SH/SF	SB-AT
Shawn McNally	.396	46/46	187	39	74	10	1	6	44	104	.556	23	3	23	5	.465	2/2	10-13
Mark Bellhorn	.342	63/63	243	66	83	18	5	12	60	147	.605	57	2	52	6	.467	2/0	11-13
Jay Waggoner	.325	63/63	268	59	87	23	2	7	58	135	.504	28	3	25	8	.389	4/5	5-8
Mark Weeks	.317	59/59	227	37	72	20	1	2	39	100	.441	14	0	36	7	.350	5/6	2-7
Kevin Chabot	.317	63/63	218	52	69	24	0	12	66	129	.592	51	1	77	2	.446	1/0	3-5
Ken Key	.306	63/63	245	65	75	19	3	2	31	106	.433	32	7	44	4	.399	2/13	11-13
Kidby Clark	.301	60/58	206	36	62	11	2	4	38	89	.432	19	4	34	6	.368	2/2	0-4
Dallon Ruch	.297	57/46	175	31	52	16	1	3	47	79	.451	25	5	27	5	.392	4/1	0-4
Rob Macrory	.268	60/60	213	45	57	3	1	0	21	62	.291	36	8	26	6	.393	0/19	4-8
R. Whittenburg	.237	45/20	76	24	18	5	0	0	7	23	.303	19	3	15	3	.408	0/4	2-5
Josh Etheredge	.214	39/25	84	19	18	3	1	2	19	29	.345	14	2	30	3	.327	4/1	0-0
David Dews	.214	16/1	14	5	3	0	0	0	1	3	.214	1	1	5	0	.313	0/0	0-0
Brett Blalock	.200	11/0	5	2	1	0	0	0	0	1	.200	0	0	1	0	.200	0/1	0-0
Peter Kanakis	.167	19/0	12	0	2	0	0	0	3	2	.167	1	0	4	0	.231	0/1	0-0
Chad Stelmok	.000	2/0	1	0	0	0	0	0	1	0	.000	0	0	0	0	.000	1/0	0-0
<b>TOTALS</b>	<b>.310</b>	<b>63/63</b>	<b>2174</b>	<b>480</b>	<b>673</b>	<b>152</b>	<b>17</b>	<b>50</b>	<b>435</b>	<b>1009</b>	<b>.464</b>	<b>320</b>	<b>39</b>	<b>399</b>	<b>55</b>	<b>.403</b>	<b>27/55</b>	<b>48-76</b>
<b>OPPONENTS</b>	<b>.249</b>	<b>63/63</b>	<b>2169</b>	<b>276</b>	<b>541</b>	<b>95</b>	<b>12</b>	<b>37</b>	<b>248</b>	<b>771</b>	<b>.355</b>	<b>169</b>	<b>36</b>	<b>448</b>	<b>49</b>	<b>.311</b>	<b>21/24</b>	<b>41-63</b>

Player	FRA	W-L	G/S	CG	SHO	SV	IP	H	R	ER	BB	SO	2B	3B	HR	BF	Avg	WP	HB	BK
Chris Morrison	2.70	12-2	19/17	4	0/1	0	116.2	108	56	35	15	75	20	1	6	453	.238	8	6	0
Ryan Halla	3.07	16-3	24/24	3	0/1															



YEAR-BY-YEAR RESULTS & TEAM STATS

Table with columns: Date, Opponent, Score, W/L. Lists game results from 2/9 to 4/6.

1996 • 37-24, 12-18 SEC. Head Coach: Hal Baird (1985-2000). Player stats table with columns: Player, AVG, GP/S, AB, R, H, 2B, 3B, HR, RBI, TB, SLG, BB, HB, SO, GDP, ORB%, SH/SF, SB-AT.

Summary table with columns: Date, Opponent, Score, W/L. Lists game results from 4/7 to 5/12.

•COLLEGE WORLD SERIES• •EAST REGIONAL CHAMPIONS•. Table with columns: Date, Opponent, Score, W/L. Lists game results from 2/7 to 4/5.

1997 • 50-17, 17-12 SEC. Head Coach: Hal Baird (1985-2000). Player stats table with columns: Player, AVG, GP/S, AB, R, H, 2B, 3B, HR, RBI, TB, SLG, BB, HB, SO, GDP, ORB%, SH/SF, SB-AT.

Summary table with columns: Date, Opponent, Score, W/L. Lists game results from 4/6 to 6/3.

© Coca-Cola Classic (Mobile, AL-3rd) # SEC Tour. (Columbus, GA-4th) ! East Regional (Tallahassee, FL-1st) S CWS (Omaha, NE-15th)







# YEAR-BY-YEAR RESULTS & TEAM STATS

**•SEC TOURNAMENT CHAMPIONS•**  
**•ATLANTIC II REGIONAL•**

Date	Opponent	Score	W/L
2/7	+ South Florida	3-4	L
2/7	+ Central Florida	4-0	W
2/8	+ Clemson	4-9	W
2/10	WINTHROP	9-5	W
2/13	VCU	12-3	W
2/14	VCU	4-1	W
2/15	VCU	13-4	W
2/20	UNC-CHARLOTTE	13-9	W
2/21	UNC-CHARLOTTE	23-5	W
2/24	FLORIDA ATLANTIC	12-6	W
2/25	FLORIDA ATLANTIC	8-1	W
2/26	@ Samford	7-4	W
2/28	APPALACHIAN STATE	6-2	W
3/1	APPALACHIAN STATE	13-3	W
3/3	DAVIDSON	20-7	W
3/4	DAVIDSON	12-0	W
3/6	* at Ole Miss [10]	5-6	L
3/8	* at Ole Miss [8]	7-5	W
3/10	RADFORD	19-3	W
3/11	RADFORD	12-1	W
3/13	* LSU [12]	8-11	L
3/14	* LSU	14-7	W
3/15	* LSU	15-8	W
3/20	* at Georgia	7-5	W
3/21	* at Georgia	9-4	W
3/22	* at Georgia	19-5	W
3/24	UAB	4-3	W
3/27	* SOUTH CAROLINA	2-6	L
3/28	* SOUTH CAROLINA	6-7	L
3/29	* SOUTH CAROLINA [10]	6-11	L
4/1	at UAB	8-4	W
4/3	* VANDERBILT	12-1	W

**1998 • 46-18, 16-12 SEC**  
**Head Coach: Hal Baird (1985-2000)**

Player	AVG	GP/S	AB	R	H	2B	3B	HR	RBI	TB	SLG	BB	SO	GDP	OB%	SH/SE	SB-AT
Scott Proff	.407	64/64	258	82	105	21	6	11	59	171	.663	51	2	41	2	.503	3/3
Todd Faulkner	.382	55/51	220	53	84	14	1	20	65	160	.727	17	0	40	7	.424	1/0
Heath Kelly	.374	63/63	238	62	89	17	4	6	57	132	.555	30	6	48	1	.453	2/8
Chad Wandall	.350	64/63	237	60	83	23	1	6	46	126	.532	32	5	44	2	.429	6/3
Josh Etheredge	.340	63/63	247	71	84	19	1	21	90	168	.680	44	5	62	6	.445	3/0
Jamie Kersh	.333	52/52	198	46	66	14	3	5	46	101	.510	33	3	39	4	.429	4/1
Casey Dunn	.320	64/64	275	61	88	18	0	10	67	136	.495	24	2	27	14	.368	9/0
Hayden Gliemmo	.319	40/39	141	37	45	8	0	3	22	62	.440	18	2	21	6	.404	0/2
Dominic Rich	.317	64/64	249	67	79	14	2	5	54	112	.450	55	9	36	5	.448	6/2
Malton Kent	.308	48/48	107	23	33	8	1	0	15	43	.402	14	1	21	1	.390	1/5
Derek Reif	.271	34/24	96	20	26	6	0	0	15	32	.333	18	5	12	1	.405	2/2
Paul Turco	.176	18/2	17	4	3	2	0	0	3	5	.294	5	0	5	1	.364	0/0
Jonathan Benick	.129	17/6	31	4	4	1	0	0	2	5	.161	1	2	9	0	.206	0/0
Joseph Zanthos	.000	12/0	10	5	0	0	0	0	0	0	.000	4	1	3	0	.333	0/0
Sim Oliver	.000	1/0	0	0	0	0	0	0	0	0	.000	0	0	0	0	.000	0/0
<b>TOTALS</b>	<b>.340</b>	<b>64/64</b>	<b>2324</b>	<b>595</b>	<b>789</b>	<b>165</b>	<b>19</b>	<b>87</b>	<b>541</b>	<b>1253</b>	<b>.539</b>	<b>346</b>	<b>43</b>	<b>408</b>	<b>50</b>	<b>.428</b>	<b>37/26</b>
<b>OPPONENTS</b>	<b>.271</b>	<b>64/64</b>	<b>2224</b>	<b>342</b>	<b>603</b>	<b>125</b>	<b>9</b>	<b>72</b>	<b>322</b>	<b>962</b>	<b>.433</b>	<b>202</b>	<b>28</b>	<b>472</b>	<b>56</b>	<b>.337</b>	<b>16/19</b>

Player	FRA	W-L	G/S	CG	SHO	SV	IP	H	R	ER	BB	SO	2B	3B	HR	BF	Avg	WP	HB	BK
Colter Bean	3.56	4-3	29/0	0	0/2	7	65.2	63	36	26	22	57	15	0	4	252	.250	2	10	0
Brent Schoening	3.88	11-5	18/17	1	0/2	0	111.1	101	55	48	46	111	20	1	19	429	.235	5	3	0
Eric Wood	4.84	4-0	24/2	0	0/2	0	57.2	69	36	31	9	34	13	1	7	233	.296	3	1	0
Chris Boorcheck	4.94	8-2	20/9	0	0/2	1	54.2	59	32	30	28	44	9	0	6	217	.272	11	2	1
Hayden Gliemmo	4.94	13-3	21/19	2	0/1	0	118.1	125	72	65	43	104	22	3	19	465	.269	11	6	0
Kevin Knorst	5.76	5-4	19/15	0	0/1	0	79.2	93	60	51	33	61	27	2	7	325	.286	4	2	1
Heath Kelly	0.00	0-0	3/1	0	0/1	0	5.0	4	1	0	1	0	0	0	0	17	.235	0	1	0
Alex Merriatt	4.05	0-0	6/0	0	0/1	0	6.2	9	3	3	3	5	3	0	2	24	.375	0	0	0
J.D. Jackson	5.73	1-1	15/0	0	0/1	0	22.0	22	14	14	4	25	5	0	1	88	.250	2	1	0
George Jones	5.73	0-0	5/0	0	0/1	0	11.0	16	8	7	2	5	3	0	1	48	.333	1	0	0
Ellis McManus	6.52	0-0	11/1	0	0/0	0	19.1	26	15	14	9	16	5	2	3	82	.317	4	1	0
Jon Renfro	7.84	0-0	10/0	0	0/0	0	10.1	16	10	9	2	10	3	0	3	44	.364	2	1	0
<b>TOTALS</b>	<b>4.74</b>	<b>46-18</b>	<b>64/64</b>	<b>3</b>	<b>4/4</b>	<b>8</b>	<b>561.2</b>	<b>603</b>	<b>342</b>	<b>296</b>	<b>202</b>	<b>472</b>	<b>125</b>	<b>9</b>	<b>72</b>	<b>2224</b>	<b>.271</b>	<b>45</b>	<b>28</b>	<b>2</b>
<b>OPPONENTS</b>	<b>8.50</b>	<b>18-46</b>	<b>64/64</b>	<b>1</b>	<b>1/1</b>	<b>6</b>	<b>541.0</b>	<b>789</b>	<b>595</b>	<b>511</b>	<b>346</b>	<b>408</b>	<b>165</b>	<b>19</b>	<b>87</b>	<b>2324</b>	<b>.340</b>	<b>68</b>	<b>43</b>	<b>2</b>

4/4	* VANDERBILT	8-6	W
4/5	* VANDERBILT	8-0	W
4/7	VM7	19-7	W
4/10	* at Arkansas	11-2	W
4/11	* at Arkansas	6-5	W
4/12	* at Arkansas	2-4	L
4/17	* MISSISSIPPI STATE	4-13	L
4/18	* MISSISSIPPI STATE	0-8	L
4/21	MERCER	9-6	W
4/22	SAMFORD	12-2	W
4/24	* at Tennessee	1-5	L
4/25	* at Tennessee	22-8	W
4/26	* at Tennessee	11-8	W
4/29	MERCER	4-5	L
5/1	* KENTUCKY	7-10	L
5/2	* KENTUCKY	14-3	W
5/3	* KENTUCKY	15-2	W
5/5	Troy State (M)	10-0	W
5/6	SAMFORD	10-6	W
5/8	* at Alabama	7-9	L
5/9	* at Alabama7 [8]	15-4	W
5/10	* at Alabama	4-10	L
5/13	# Alabama	11-8	W
5/14	# Florida	6-4	W
5/16	# Alabama	3-4	L
5/16	# Alabama	9-1	W
5/17	# Arkansas	7-5	W
5/21	! Rutgers	15-7	L
5/22	! Liberty	3-2	W
5/23	! Rutgers	7-4	W
5/23	! Oklahoma	9-8	W
5/24	! at Florida State	10-16	L

+ Olive Garden Classic (Kissimmee, FL)  
# SEC Tour. (Columbus, GA)  
! East Regional (Tallahassee, FL)

**•AUBURN REGIONAL CHAMPIONS•**  
**•TALLAHASSEE SUPER REGIONAL•**

Date	Opponent	Score	W/L
1/29	+ Georgia Tech	17-12	W
1/30	+ Virginia	11-2	W
1/31	+ Maryland	15-0	W
2/6	UNC ASHEVILLE	7-1	W
2/7	UNC ASHEVILLE	19-12	W
2/8	UNC ASHEVILLE	7-5	W
2/13	@ Samford	7-4	W
2/16	TROY STATE	5-12	L
2/19	M. TENNESSEE ST.	8-2	W
2/20	M. TENNESSEE ST.	2-5	L
2/21	M. TENNESSEE ST.	7-3	W
2/24	MINNESOTA	9-5	W
2/26	RADFORD	8-3	W
2/27	RADFORD	7-5	W
2/28	RADFORD7	15-0	W
3/2	DAVIDSON7	16-0	W
3/3	DAVIDSON7	16-2	W
3/5	@ Wake Forest	7-3	W
3/6	@ West Virginia	13-4	W
3/7	@ Northwestern	6-2	W
3/9	VCU	7-2	W
3/10	VCU	12-4	W
3/12	* ARKANSAS	11-4	W
3/13	* ARKANSAS	9-20	L
3/14	* ARKANSAS	13-12	W
3/19	* at Vanderbilt	4-2	W
3/20	* at Vanderbilt [11]	6-5	W
3/21	* at Vanderbilt	8-2	W
3/26	* ALABAMA	15-4	W
3/27	* ALABAMA	10-2	W
3/28	* ALABAMA	4-10	L
4/2	* at Mississippi St.	3-13	L
4/3	* at Mississippi St.	2-16	L

**1999 • 46-19, 18-12 SEC**  
**Head Coach: Hal Baird (1985-2000)**

Player	AVG	GP/S	AB	R	H	2B	3B	HR	RBI	TB	SLG	BB	SO	GDP	OB%	SH/SE	SB-AT	
Malton Kent	.379	65/65	269	79	102	16	3	2	45	130	.483	27	5	27	3	.439	4/12	
Casey Dunn	.379	65/65	269	70	102	19	1	16	86	171	.636	33	4	26	5	.446	6/1	
Gabe Gross	.363	64/64	245	50	89	23	3	7	65	139	.567	29	4	27	6	.430	6/1	
Hayden Gliemmo	.346	61/60	205	39	71	8	3	1	37	88	.429	31	3	27	2	.438	1/7	
Jamie Kersh	.341	64/64	255	57	87	23	0	11	59	143	.561	37	3	56	7	.423	5/1	
Dominic Rich	.320	65/65	266	68	85	15	3	2	47	112	.421	55	4	37	5	.440	2/7	
Derek Reif	.308	45/27	117	20	36	11	2	1	23	54	.462	14	0	21	2	.376	2/0	
Chad Wandall	.303	65/65	244	58	74	17	2	2	49	101	.414	37	2	47	4	.388	8/4	
Todd Faulkner	.281	65/64	249	53	70	20	2	6	50	112	.450	29	9	47	13	.371	4/1	
John Tyler	.279	45/40	122	31	34	1	0	1	23	38	.311	18	12	28	0	.418	1/8	
Kevin Dees	.500	4/0	2	1	1	0	0	0	0	0	1	.500	1	0	1	0	.667	0/0
Andrew Slater	.313	9/3	16	2	5	1	0	0	0	0	6	.375	2	0	0	0	.389	0/0
Lynn Shoop	.250	16/0	8	3	2	0	0	0	0	1	2	.250	3	0	3	0	.455	0/0
Tucker Dearth	.217	31/2	23	6	5	2	0	0	4	7	.304	3	1	8	0	.321	1/2	
Collin Holder	.188	16/3	16	7	3	1	1	6	9	.563	5	0	6	0	0	.381	0/1	
Joseph Zanthos	.188	13/1	16	2	3	0	0	0	3	.188	0	1	7	0	0	.235	0/0	
Kevin Knorst	.000	1/0	1	0	0	0	0	0	0	.000	0	0	0	0	0	.000	0/0	
Paul Turco	.000	1/0	0	0	0	0	0	0	0	.000	0	0	0	0	0	.000	0/0	
<b>TOTALS</b>	<b>.331</b>	<b>65/65</b>	<b>2323</b>	<b>546</b>	<b>769</b>	<b>157</b>	<b>20</b>	<b>50</b>	<b>495</b>	<b>1116</b>	<b>.480</b>	<b>324</b>	<b>48</b>	<b>368</b>	<b>47</b>	<b>.417</b>	<b>40/45</b>	
<b>OPPONENTS</b>	<b>.276</b>	<b>65/65</b>	<b>2301</b>	<b>380</b>	<b>634</b>	<b>109</b>	<b>8</b>	<b>65</b>	<b>343</b>	<b>954</b>	<b>.415</b>	<b>206</b>	<b>37</b>	<b>554</b>	<b>27</b>	<b>.342</b>	<b>21/19</b>	

Player	FRA	
--------	-----	--



YEAR-BY-YEAR RESULTS & TEAM STATS

Table with columns: Date, Opponent, Score, W/L. Rows include games from 2/5 to 3/31, listing opponents like WINTHROP, FURMAN, and LSU.

2000 • 41-20, 17-13 SEC. Head Coach: Hal Baird (1985-2000). Player stats table with columns: Player, AVG, GP/S, AB, R, H, 2B, 3B, HR, RBI, TB, SLG, BB, SO, GDP, ORB%, SH/SF, SB-AT.

Results table with columns: Date, Opponent, Score, W/L. Rows include games from 4/1 to 5/27, listing opponents like LSU, MERCER, and SOUTH CAROLINA.

Table with columns: Date, Opponent, Score, W/L. Rows include games from 2/2 to 4/8, listing opponents like W. CAROLINA, MERCER, and TENNESSEE.

2001 • 37-21, 15-15 SEC. Head Coach: Steve Renfro (2001-2004). Player stats table with columns: Player, AVG, GP/S, AB, R, H, 2B, 3B, HR, RBI, TB, SLG, BB, SO, GDP, ORB%, SH/SF, SB-AT.

Results table with columns: Date, Opponent, Score, W/L. Rows include games from 4/10 to 5/27, listing opponents like SAMFORD, ARKANSAS, and ALABAMA.







# YEAR-BY-YEAR RESULTS & TEAM STATS

•TUSCALOOSA REGIONAL•				
Date	Opponent	Score	W/L	
2/8	VCU	11-3	W	
2/9	VCU	9-4	W	
2/10	VCU	8-2	W	
2/12	SAMFORD	2-5	L	
2/15	MARSHALL	11-5	W	
2/16	MARSHALL	21-4	W	
2/17	MARSHALL	15-6	W	
2/19	TROY STATE	13-0	W	
2/22	at Clemson	4-7	L	
2/23	at Clemson	5-8	L	
2/24	at Clemson	5-6	L	
3/1	MURRAY STATE	5-3	W	
3/2	MURRAY STATE	9-0	W	
3/3	MURRAY STATE 7	12-2	W	
3/5	at UAB	13-1	W	
3/6	at Samford	6-4	W	
3/8	NORTH CAROLINA	6-5	W	
3/9	NORTH CAROLINA	7-5	W	
3/10	NORTH CAROLINA	11-5	W	
3/15	* KENTUCKY	1-3	L	
3/16	* KENTUCKY	4-3	W	
3/17	* KENTUCKY	5-0	W	
3/19	UAB	9-2	W	
3/22	* at Tennessee	3-0	W	
3/23	* at Tennessee	2-5	L	
3/24	* at Tennessee	8-1	W	
3/29	* at Florida	8-3	W	
3/30	* at Florida	5-9	L	
3/31	* at Florida	1-6	L	
4/2	MERCER	3-2	W	
4/3	at South Alabama	6-1	W	
4/5	* LSU	4-9	L	
4/6	* LSU	11-3	W	
4/7	* LSU	5-9	L	
4/9	GEORGIA TECH	5-9	L	
4/12	* at Ole Miss	10-3	W	

**2002 • 34-26, 15-15 SEC**  
Head Coach: Steve Renfroe (2001-2004)

Player	AVG	GP/S	AB	R	H	2B	3B	HR	RBI	TB	SLG	BB	SO	GDP	OB%	SH/IF	SB-AT			
Janon Moran	.365	60/60	266	59	97	11	3	3	41	123	.462	9	3	21	.4	.391	1/2	18-22		
Bobby Huddleston	.355	54/54	203	46	72	21	0	11	49	126	.421	22	7	19	.5	.428	4/0	0-0		
Mike Mueller	.346	27/25	81	10	28	8	0	4	22	48	.593	14	1	25	0	.443	1/0	0-0		
Tug Hulett	.308	57/56	201	44	62	16	1	0	31	80	.398	26	4	31	.4	.393	3/4	5-6		
Trent Pratt	.308	58/56	221	38	68	18	0	8	54	110	.498	23	4	34	.6	.380	2/0	2-2		
Jonathan Schuerholz	.302	59/49	192	49	58	6	0	0	17	64	.333	29	7	26	3	.412	0/3	19-22		
Scott Schade	.296	59/55	213	31	63	14	0	7	48	98	.460	17	4	48	.4	.351	5/2	0-0		
Sean Gamble	.276	58/49	203	38	56	7	2	3	31	76	.374	14	6	33	2	.336	3/8	2-2		
Doug Vines	.273	50/37	150	20	41	6	0	1	18	50	.333	16	3	29	3	.353	1/2	9-10		
Chuck Jeroloman	.246	60/55	187	30	46	10	1	1	18	61	.326	20	0	42	3	.317	1/19	0-0		
Matt Grooms	.243	28/20	74	11	18	3	0	1	11	24	.324	9	1	10	1	.326	2/0	1-1		
Josh Todd	.238	26/22	80	12	19	4	0	2	14	29	.363	8	0	23	2	.300	2/3	0-0		
Kyle Bohm	.385	11/1	13	0	5	1	0	0	0	6	.462	4	0	1	1	.529	0/0	0-0		
Lance Reynolds	.333	7/1	6	2	2	2	0	0	0	4	.667	0	1	3	0	.429	0/0	0-0		
Trent Wilson	.273	15/0	11	4	3	1	0	0	1	4	.364	0	0	4	0	.273	0/0	0-0		
John Tyler	.083	20/0	12	4	1	0	0	0	2	1	.083	3	0	4	0	.267	0/0	0-0		
Sean Jones	.000	1/0	1	0	0	0	0	0	0	0	.000	0	0	1	0	.000	0/0	0-0		
Eric Brandon	.000	1/1	1	0	0	0	0	0	0	0	.000	0	0	1	0	.000	0/0	0-0		
Steven Register	.000	1/0	1	0	0	0	0	0	0	0	.000	0	0	1	0	.000	0/0	0-0		
Josh Boyd	.000	3/0	0	1	0	0	0	0	0	0	.000	1	0	0	0	1.000	0/0	0-0		
<b>TOTALS</b>	<b>.302</b>	<b>60/60</b>	<b>2116</b>	<b>399</b>	<b>639</b>	<b>128</b>	<b>7</b>	<b>41</b>	<b>357</b>	<b>904</b>	<b>.427</b>	<b>215</b>	<b>41</b>	<b>356</b>	<b>38</b>	<b>.373</b>	<b>25/43</b>	<b>56-66</b>		
<b>OPPONENTS</b>	<b>.277</b>	<b>60/60</b>	<b>2038</b>	<b>324</b>	<b>564</b>	<b>120</b>	<b>14</b>	<b>53</b>	<b>296</b>	<b>871</b>	<b>.427</b>	<b>165</b>	<b>47</b>	<b>361</b>	<b>45</b>	<b>.342</b>	<b>20/28</b>	<b>49-65</b>		
Player	FRA	W-L	G/GS	CG	SHO	SV	IP	H	R	ER	BB	SO	2B	3B	HR	BF	Avg	WP	HB	BK
Mike Mueller	3.00	2-2	17/4	0	0/0	0	30.0	24	14	10	17	20	5	0	3	105	.229	2	4	0
Steven Register	3.00	5-0	16/0	0	0/1	1	21.0	24	13	7	6	26	6	0	0	88	.273	1	5	0
Arnold Hughley	3.91	2-3	23/4	0	0/0	1	48.1	50	24	21	11	28	14	2	1	185	.270	1	3	2
Andrew Skinner	4.19	1-1	21/1	0	0/1	0	34.1	36	22	16	18	27	5	3	4	133	.271	5	3	0
Leviale Speigner	4.92	7-6	20/17	1	1/0	0	104.1	118	65	57	17	61	18	1	18	409	.289	0	3	0
Colby Paxton	5.25	8-6	17/17	3	1/0	0	96.0	101	59	56	32	46	25	3	8	364	.277	7	9	4
Eric Brandon	5.77	3-3	22/14	0	0/0	4	83.2	90	52	49	16	55	10	3	9	329	.274	3	13	1
Cory Duffett	6.23	3-2	25/2	0	0/0	4	43.1	57	35	30	12	36	19	0	8	182	.313	5	4	1
Ken Clayton	7.46	1-3	23/0	0	0/1	2	25.1	25	21	21	16	41	10	0	1	99	.253	4	2	0
Brandon Channell	0.00	0-0	3/0	0	0/0	0	1.1	1	0	0	0	0	0	0	0	5	.200	0	0	0
Reid Price	1.88	0-0	12/1	0	0/0	0	14.1	11	4	3	10	7	2	1	0	49	.224	0	0	0
Lee Carter	2.77	1-0	11/0	0	0/1	0	13.0	10	5	4	4	5	1	0	0	47	.213	0	0	0
Kyle Hudlow	7.71	0-0	2/0	0	0/0	0	2.1	2	2	2	3	3	0	0	1	8	.250	1	0	0
Sean Jones	7.88	1-0	7/0	0	0/0	0	8.0	15	8	7	3	6	5	1	0	35	.429	0	0	1
<b>TOTALS</b>	<b>4.85</b>	<b>34-26</b>	<b>60/60</b>	<b>5</b>	<b>4/1</b>	<b>9</b>	<b>525.1</b>	<b>564</b>	<b>324</b>	<b>283</b>	<b>165</b>	<b>361</b>	<b>120</b>	<b>14</b>	<b>53</b>	<b>2038</b>	<b>.277</b>	<b>29</b>	<b>47</b>	<b>9</b>
<b>OPPONENTS</b>	<b>5.43</b>	<b>26-34</b>	<b>60/60</b>	<b>3</b>	<b>1/1</b>	<b>11</b>	<b>519.0</b>	<b>639</b>	<b>399</b>	<b>313</b>	<b>215</b>	<b>356</b>	<b>128</b>	<b>7</b>	<b>41</b>	<b>2116</b>	<b>.302</b>	<b>45</b>	<b>41</b>	<b>18</b>

4/13	* at Ole Miss	1-2	L
4/14	* at Ole Miss	2-10	L
4/16	* at Georgia Tech	4-10	L
4/19	* MISS. STATE	7-5	W
4/20	* MISS. STATE	1-12	L
4/21	* MISS. STATE	19-7	W
4/26	* at Alabama	6-8	L
4/27	* at Alabama	5-6	L
4/28	* at Alabama	0-7	L
4/30	Troy State (M)	6-11	L
5/3	* VANDERBILT	6-5	W
5/4	* VANDERBILT	6-5	W
5/5	* VANDERBILT [10]	7-6	W
5/10	* GEORGIA	10-9	W
5/11	* GEORGIA [11]	9-10	L
5/12	* GEORGIA	8-7	W
5/14	SOUTH ALABAMA	6-4	W
5/17	* at Arkansas	5-18	L
5/18	* at Arkansas [10]	7-3	W
5/19	* at Arkansas	1-4	L
5/22	# LSU	1-2	L
5/23	# Arkansas	5-8	L
5/31	! Florida Atlantic	11-16	L
6/1	! at Alabama	3-6	L

# SEC Tournament (Hoover, AL-17th)  
! NCAA Regional (Tuscaloosa, AL-4th)

•AUBURN REGIONAL•				
Date	Opponent	Score	W/L	
2/7	VCU	5-4	W	
2/8	VCU	2-5	L	
2/9	VCU	5-0	W	
2/11	SAMFORD	10-1	W	
2/14	VIRGINIA	14-13	W	
2/15	VIRGINIA	5-3	W	
2/16	VIRGINIA	7-5	W	
2/18	SOUTH ALABAMA	3-17	L	
2/22	CLEMSON	8-1	W	
2/22	CLEMSON	8-11	L	
2/23	CLEMSON	7-3	W	
2/25	TROY STATE	5-1	W	
2/28	ELON	11-1	W	
3/1	ELON	3-1	W	
3/2	ELON	7-1	W	
3/4	at Samford	11-2	W	
3/7	at North Carolina	8-7	W	
3/8	at North Carolina	7-3	W	
3/9	at North Carolina	13-5	W	
3/11	GEORGIA TECH	2-4	L	
3/15	* TENNESSEE	3-2	W	
3/15	* TENNESSEE	6-9	L	
3/16	* TENNESSEE	3-2	W	
3/18	at Georgia Tech	7-5	W	
3/21	* at Kentucky	14-10	W	
3/22	* at Kentucky	10-3	W	
3/23	* at Kentucky	10-3	W	
3/28	* at Georgia [13]	4-3	W	
3/29	* at Georgia	6-3	W	
3/30	* at Georgia	6-7	L	
4/2	Troy State (M)	13-2	W	
4/4	* ALABAMA	10-2	W	
4/5	* ALABAMA	2-3	L	

**2003 • 42-21, 18-12 SEC**  
Head Coach: Steve Renfroe (2001-2004)

Player	AVG	GP/S	AB	R	H	2B	3B	HR	RBI	TB	SLG	BB	SO	GDP	OB%	SH/IF	SB-AT	
Tug Hulett	.373	63/63	249	52	93	25	2	2	39	128	.514	31	3	30	.6	.447	1/6	3-6
Janon Moran	.338	63/63	272	53	92	18	7	4	38	134	.500	11	4	35	.4	.372	1/4	26-31
Karl Armerite	.330	62/59	206	36	68	13	1	12	56	119	.578	33	4	35	2	.427	3/0	0-1
Bobby Huddleston	.324	60/60	219	47	71	19	0	10	63	129	.589	31	8	33	.5	.418	5/0	1-1
Scott Schade	.310	63/63	239	40	74	17	3	2	35	103	.431	14	4	60	3	.351	5/7	0-1
Sean Gamble	.300	61/61	243	47	73	8	3	3	33	96	.395	24	8	30	5	.380	1/5	5-5
Clete Thomas	.297	63/63	256	41	76	10	4	2	27	100	.391	22	2	46	2	.356	1/4	11-16
Josh Bell	.295	50/49	200	29	59	15	0	8	35	98	.490	11	2	47	7	.338	0/0	1-1
Chuck Jeroloman	.224	62/62	219	30	49	10	1	3	36	70	.320	21	1	56	3	.291	3/5	2-2
Derek Sain	.277	20/9	47	4	13	3	0	0	5	16	.340	1	1	13	1	.300	1/0	0-0
Kyle Bohm	.250	28/9	44	5	11	0	0	0	1	2	.318	2	3	9	1	.327	0/2	0-0
Josh Todd	.208	42/3	24	6	5	0	0	0	1	5	.208	2	2	8	0	.321	0/1	1-2
Doug Vines	.115	29/3	26	8	3	1												



YEAR-BY-YEAR RESULTS & TEAM STATS

Table with columns: Date, Opponent, Score, W/L. Lists game results from 2/13 to 4/13.

2004 • 32-24, 12-18 SEC Head Coach: Steve Renfroe (2001-2004). Player stats table with columns: Player, AVG, GP/S, AB, R, H, 2B, 3B, HR, RBI, TR, SLG, BB, SO, GDP, ORB%, SH/SF, SB-AT.

Summary table with columns: Date, Opponent, Score, W/L. Lists game results from 4/16 to 5/23.

•TALLAHASSEE REGIONAL• Table with columns: Date, Opponent, Score, W/L. Lists game results from 2/4 to 4/8.

2005 • 34-26, 13-17 SEC Head Coach: Tom Sluder (2005-2008). Player stats table with columns: Player, AVG, GP/S, AB, R, H, 2B, 3B, HR, RBI, TR, SLG, BB, SO, GDP, ORB%, SH/SF, SB-AT.

Summary table with columns: Date, Opponent, Score, W/L. Lists game results from 4/9 to 6/5.

! NCAA Tournament (Tallahassee, FL - 2nd)







# YEAR-BY-YEAR RESULTS & TEAM STATS

Date	Opponent	Score	W/L
2/3	VMI	7-0	W
2/4	VMI	5-8	L
2/5	VMI	8-10	L
2/10	#6 FLORIDA STATE	5-2	W
2/11	#6 FLORIDA STATE	3-8	L
2/17	HOFSTRA [10]	9-8	W
2/18	HOFSTRA	8-3	W
2/19	HOFSTRA	5-2	W
2/21	TROY [10]	5-4	W
2/24	ELON	2-10	L
2/26	ELON	2-3	L
2/26	ELON	13-3	W
2/28	DAVIDSON	8-6	W
3/3	at #17 Arizona State	2-14	L
3/4	at #17 Arizona State	3-12	L
3/5	at #17 Arizona State	1-8	L
3/10	BIRMINGHAM SOUTH.	1-6	L
3/11	BIRMINGHAM SOUTH.	4-2	W
3/12	BIRMINGHAM SOUTH.	1-7	L
3/14	APPALACHIAN STATE	7-2	W
3/17	* #9 SO. CAROLINA [12]	8-12	L
3/18	* #9 SOUTH CAROLINA	3-7	L
3/19	* #9 SOUTH CAROLINA	7-1	W
3/21	SAMFORD	6-4	W
3/24	* at Vanderbilt	0-2	L
3/25	* at Vanderbilt	1-9	L
3/26	* at Vanderbilt	2-5	L
3/28	at Troy	7-12	L
3/31	* #20 KENTUCKY	7-8	L
4/1	* #20 KENTUCKY	5-1	W
4/2	* #20 KENTUCKY	12-6	W
4/4	vs. Samford (Hvr)	4-5	L
4/8	* at Ole Miss	2-14	L
4/8	* at Ole Miss	6-2	W
4/9	* at Ole Miss	1-12	L

**2006 • 22-34, 9-21 SEC**  
**Head Coach: Tom Slatter (2005-2008)**

Player	AVG	GP/S	AB	R	H	2B	3B	HR	RBI	TB	SLG	BB	SO	GDP	OB%	SH/SF	SB-AT
Mike Bianucci	.359	45/45	181	27	65	13	0	8	31	102	.564	9	6	47	1	.400	4/0
Tyler Johnstone	.332	56/56	229	43	76	10	1	1	29	91	.397	34	4	28	2	.424	2/5
Russell Dixon	.313	54/51	198	24	62	19	0	4	31	93	.470	14	7	40	2	.379	0/1
Andy Bennett	.287	55/55	209	24	60	14	0	6	48	92	.440	11	12	35	5	.353	3/1
Luke Greinke	.286	33/32	112	8	32	1	0	1	17	36	.321	9	2	16	1	.347	1/10
Josh Donaldson	.276	56/56	228	39	63	16	1	10	42	111	.487	15	5	41	9	.331	3/1
Justin Bristow	.255	53/53	196	22	50	8	0	0	13	58	.296	12	4	45	8	.310	1/1
Jeff Boutwell	.231	52/50	169	33	39	10	3	2	17	61	.361	21	8	39	2	.343	0/5
Bruce Edwards	.225	43/35	120	26	27	2	1	1	7	34	.283	17	8	28	1	.359	0/3
Jonathan Rasberry	.268	20/14	41	5	11	2	0	0	4	13	.317	4	1	6	1	.348	0/3
Ben Jones	.226	20/4	31	3	7	2	0	0	2	9	.290	3	0	8	0	.294	0/0
Josh Stapleton	.224	31/16	67	10	15	3	0	0	2	18	.269	6	1	11	2	.297	0/0
Derek Sain	.214	31/7	42	7	9	1	0	1	2	13	.310	5	1	14	1	.313	0/0
Ryan Jenkins	.200	14/6	25	1	5	1	0	0	2	6	.240	1	1	6	1	.259	0/1
Philip Stinger	.173	25/15	52	6	9	1	0	0	4	10	.192	6	1	17	2	.267	1/0
Ryan Stanley	.150	17/8	40	4	6	1	0	1	4	10	.250	4	0	13	1	.227	0/0
Garrett Maines	.000	4/1	5	1	0	0	0	0	0	0	.000	3	0	3	0	.375	0/0
Tavis Coleman	.000	2/0	0	0	0	0	0	0	0	0	.000	0	0	0	0	.000	0/0
<b>TOTALS</b>	<b>.276</b>	<b>56/56</b>	<b>1945</b>	<b>283</b>	<b>536</b>	<b>104</b>	<b>6</b>	<b>35</b>	<b>255</b>	<b>757</b>	<b>.389</b>	<b>174</b>	<b>61</b>	<b>397</b>	<b>39</b>	<b>.351</b>	<b>15/31</b>
<b>OPPONENTS</b>	<b>.288</b>	<b>56/56</b>	<b>1952</b>	<b>354</b>	<b>562</b>	<b>122</b>	<b>14</b>	<b>40</b>	<b>315</b>	<b>832</b>	<b>.426</b>	<b>214</b>	<b>51</b>	<b>375</b>	<b>33</b>	<b>.369</b>	<b>23/33</b>

Player	FRA	W-L	G/GS	CG	SHO	SV	IP	H	R	ER	BB	SO	2B	3B	HR	BF	Avg	WP	HB	BK
Johnny Thompson	2.95	1-1	28/0	0	0/0	2	39.2	29	19	13	15	37	7	0	3	137	.212	3	3	1
Luke Greinke	3.76	0/0	17/1	0	0/1	6	26.1	30	17	11	9	17	7	2	2	110	.273	2	5	0
Evan Crawford	4.35	5-8	15/15	0	0/0	0	78.2	87	48	38	40	55	14	1	3	311	.280	5	3	3
Clarence Nicely	4.35	1-1	15/4	0	0/1	0	31.0	29	17	15	15	27	2	0	0	117	.248	2	4	1
Andy Bennett	4.91	3-1	21/0	0	0/0	0	47.2	52	27	26	17	40	14	1	3	184	.283	11	3	0
Paul Burnside	4.91	2-3	18/2	0	0/0	0	44.0	40	27	24	25	31	13	1	6	165	.242	4	5	1
Bryan Woodall	5.44	1-4	20/6	0	0/0	0	44.2	57	37	27	9	37	17	3	4	185	.308	3	4	1
Chris Dennis	6.36	3-7	15/14	0	0/1	0	63.2	74	57	45	35	39	17	4	6	246	.301	5	11	0
Brett Butts	6.40	3-6	15/13	0	0/0	0	64.2	90	59	46	25	42	17	2	9	276	.326	8	7	3
Peter Wiggins	6.44	3-3	25/1	0	0/0	1	43.1	55	38	31	20	41	12	0	4	171	.322	9	6	2
Andrew Hall	0.00	0/0	4/0	0	0/0	0	4.2	2	0	0	0	4	0	0	0	15	.133	0	0	0
Ted Bryant	5.40	0/0	4/0	0	0/0	0	3.1	8	3	2	0	3	1	0	0	18	.444	0	0	0
Brandon Teague	6.75	0/0	1/0	0	0/0	0	1.1	4	1	1	0	1	0	0	0	8	.500	0	0	0
Grant Cardwell	21.60	0/0	3/0	0	0/0	0	1.2	5	4	4	4	1	1	0	0	9	.556	2	0	0
<b>TOTALS</b>	<b>5.15</b>	<b>22-34</b>	<b>56/56</b>	<b>0</b>	<b>1/1</b>	<b>9</b>	<b>494.2</b>	<b>562</b>	<b>354</b>	<b>283</b>	<b>214</b>	<b>375</b>	<b>122</b>	<b>14</b>	<b>40</b>	<b>1952</b>	<b>.288</b>	<b>54</b>	<b>51</b>	<b>12</b>
<b>OPPONENTS</b>	<b>4.32</b>	<b>34-22</b>	<b>56/56</b>	<b>2</b>	<b>1/0</b>	<b>14</b>	<b>493.2</b>	<b>536</b>	<b>283</b>	<b>237</b>	<b>174</b>	<b>397</b>	<b>104</b>	<b>6</b>	<b>35</b>	<b>1945</b>	<b>.276</b>	<b>33</b>	<b>61</b>	<b>10</b>

4/11	at South Alabama	3-2	W
4/14	* #8 MISSISSIPPI STATE	9-4	W
4/15	* #8 MISSISSIPPI STATE	10-17	L
4/16	* #8 MISSISSIPPI STATE	7-3	W
4/19	vs. #29 Troy (M)	6-7	L
4/21	* at Florida	9-6	W
4/22	* at Florida	1-4	L
4/23	* at Florida	5-4	W
4/25	MERCER	18-1	W
4/28	* at #6 Alabama [10]	5-6	L
4/29	* at #6 Alabama	7-6	W
4/30	* at #6 Alabama	1-9	L
5/5	* #28 LSU	3-4	L
5/6	* #28 LSU	3-5	L
5/7	* #28 LSU	2-8	L
5/12	* #16 GEORGIA	7-10	L
5/13	* #16 GEORGIA	3-4	L
5/14	* #16 GEORGIA	4-9	L
5/18	* at #15 Arkansas	3-6	L
5/19	* at #15 Arkansas	5-10	L
5/20	* at #15 Arkansas	2-11	L

Date	Opponent	Score	W/L
2/9	HOFSTRA	17-0	W
2/10	HOFSTRA	11-7	W
2/11	HOFSTRA	10-5	W
2/14	LIPSCOMB [12]	3-4	L
2/16	UNC GREENSBORO	9-2	W
2/17	UNC GREENSBORO	4-2	W
2/18	UNC GREENSBORO	4-1	W
2/20	TROY	11-3	W
2/23	@ vs. Jacksonville	7-6	W
2/24	@ vs. Michigan State	11-6	W
2/25	@ at South Alabama	20-5	W
2/27	SAMFORD	4-1	W
3/2	#10 ARIZONA STATE	2-8	L
3/3	#10 ARIZONA STATE	11-8	W
3/4	#10 ARIZONA STATE	7-6	W
3/6	DAVIDSON	10-4	W
3/9	PURDUE	4-3	W
3/10	PURDUE	11-0	W
3/11	PURDUE	12-6	W
3/13	#30 VMI	3-7	L
3/14	#30 VMI	10-8	W
3/16	* at Georgia	3-4	L
3/17	* at Georgia	2-3	L
3/18	* at Georgia	2-6	L
3/23	* FLORIDA [10]	7-8	L
3/24	* FLORIDA	9-12	L
3/25	* FLORIDA	3-10	L
3/27	* at Mercer	5-1	W
3/30	* #13 OLE MISS	2-4	L
3/31	* #13 OLE MISS	4-7	L
4/1	* #13 OLE MISS	3-2	W
4/3	SOUTH ALABAMA	5-2	W
4/6	* at LSU	6-1	W
4/7	* at LSU	7-0	W
4/8	* at LSU	1-10	L

**2007 • 31-25, 10-20 SEC**  
**Head Coach: Tom Slatter (2005-2008)**

Player	AVG	GP/S	AB	R	H	2B	3B	HR	RBI	TB	SLG	BB	SO	GDP	OB%	SH/SF	SB-AT
Josh Donaldson	.349	55/55	215	63	75	19	0	11	54	127	.591	38	3	27	3	.444	5/1
Joseph Sanders	.333	45/36	132	29	44	14	0	3	33	67	.508	15	4	28	1	.406	4/3
Bruce Edwards	.328	52/50	201	53	66	5	2	0	19	75	.373	37	8	42	3	.448	2/5
Mike Bianucci	.326	47/46	175	46	57	11	1	14	51	112	.640	29	4	33	1	.427	3/2
Luke Greinke	.314	53/52	210	41	66	6	0	1	36	75	.357	26	6	33	4	.400	3/2
Andy Bennett	.297	42/32	128	20	38	8	0	1	26	49	.383	14	9	14	2	.396	3/1
Ross Smith	.288	52/51	184	27	53	12	1	2	23	73	.397	12	11	48	3	.364	2/0
Robert Brooks	.281	56/56	217	37	61	11	1	2	36	80	.369	17	16	47	3	.375	1/2
Dustin Sprull	.278	32/26	97	17	27	4	0	1	18	34	.351	13	1	23	1	.366	1/0
Eric Skinner	.203	45/39	133	19	27	7	1	1	21	39	.293	6	0	24	1	.234	2/13
Philip Stinger	.198	41/24	96	12	19	3	0	1	9	25	.260	10	1	25	2	.278	1/6
Ryan Jenkins	.319	27/14	69	9	22	1	0	1	8	26	.377	4	0	21	1	.356	0/0
Ben Jones	.279	35/10	61	7	17	1	0	0	7	18	.295	6	1	10	1	.343	2/2
Justin Bristow	.217	8/5	23	3	5	1	0	0	1	6	.261	1	0	7	2	.250	0/0
Ryan Stanley	.167	14/8	30	7	5	1	0	0	7	6	.200	5	0	10	2	.286	0/0
Josh Stapleton	.143	7/0	7	3	1	0	0	0	1	1	.143	1	1	2	0	.333	0/0
Tavis Coleman	.000	5/0	0	2	0	0	0	0	0	0	.000	0	0	0	0	.000	0/0
<b>TOTALS</b>	<b>.295</b>	<b>56/56</b>	<b>1978</b>	<b>395</b>	<b>583</b>	<b>104</b>	<b>6</b>	<b>38</b>	<b>350</b>	<b>813</b>	<b>.411</b>	<b>234</b>	<b>65</b>	<b>394</b>	<b>30</b>	<b>.382</b>	<b>29/37</b>
<b>OPPONENTS</b>	<b>.275</b>	<b>56/56</b>															



YEAR-BY-YEAR RESULTS & TEAM STATS

Table with columns: Date, Opponent, Score, W/L. Rows include games from 2/22 to 4/11 against various opponents like East Tenn. State, Florida State, Davidson, etc.

2008 • 28-28, 11-19 SEC. Head Coach: Tom Slatter (2005-2008). Player stats table with columns: Player, AVG, GP/S, AB, R, H, 2B, 3B, HR, RBI, TB, SLG, BB, HB, SO, GDP, OBP%, SH/SF, SB-AT.

Summary statistics for 2008 season, including totals for batting, pitching, and fielding across various categories.

Table with columns: Date, Opponent, Score, W/L. Rows include games from 2/20 to 4/12 against opponents like Elon, Lipscomb, Florida State, etc.

2009 • 31-25, 11-19 SEC. Head Coach: John Pawlowski (2009-13). Player stats table with columns: Player, AVG, GP/S, AB, R, H, 2B, 3B, HR, RBI, TB, SLG, BB, HB, SO, GDP, OBP%, SH/SF, SB-AT.

Summary statistics for 2009 season, including totals for batting, pitching, and fielding across various categories.







# YEAR-BY-YEAR RESULTS & TEAM STATS

•SEC WEST CHAMPIONS•  
•AUBURN REGIONAL•

Date	Opponent	Score	W/L
2/19	SE MISSOURI	8-13	L
2/20	SE MISSOURI (10)	9-8	W
2/21	SE MISSOURI	6-1	W
2/26	% BOSTON COLLEGE (10)	6-5	W
2/27	% MISSOURI	7-11	L
2/28	% FLORIDA ATLANTIC	17-4	W
3/3	DAVIDSON-1	7-6	W
3/3	DAVIDSON-2	7-6	W
3/5	MIAMI (OHIO)	14-9	W
3/6	MIAMI (OHIO)	13-5	W
3/7	MIAMI (OHIO)	5-4	W
3/12	at #2 Arizona State	8-9	L
3/13	at #2 Arizona State	7-16	L
3/14	at #2 Arizona State	3-8	L
3/16	ALABAMA A&M	11-1	W
3/17	ALABAMA A&M	18-0	W
3/19	* at Georgia	20-3	W
3/20	* at Georgia	4-3	W
3/21	* at Georgia	19-3	W
3/23	at Sanford	10-3	W
3/24	vs. Alabama (M)	8-6	W
3/26	* #14 S. CAROLINA	5-11	L
3/27	* #14 S. CAROLINA	0-2	L
3/28	* #14 S. CAROLINA	10-6	W
3/31	at Troy	4-5	L
4/2	* at #23 Alabama	5-10	L
4/3	* at #23 Alabama	5-6	L
4/4	* at #23 Alabama	7-1	W
4/6	GEORGIA STATE	22-7	W
4/7	SOUTH ALABAMA	6-2	W
4/9	* #3 LSU	10-14	L
4/10	* #3 LSU	11-7	W
4/11	* #3 LSU	6-5	W
4/14	NEW ORLEANS	13-1	W

**2010 • 43-21, 20-10 SEC**  
**Head Coach: John Pawlowski (2009-13)**

Player	AVG	GP/S	AB	R	H	2B	3B	HR	RBI	TB	SIG	BB	SO	GDP	OB%	SH/SE	SB-AT	
Hunter Morris	.386	64/64	272	66	105	18	5	23	76	202	.743	26	12	50	0	.455	4/1	6-8
Trent Mumme	.366	36/34	153	46	56	15	0	17	54	122	.797	15	4	18	5	.434	1/4	8-9
Ryan Jenkins	.365	53/48	178	36	65	14	0	7	38	100	.562	15	2	27	7	.418	1/7	2-5
Don Gamache	.365	57/52	189	51	69	15	1	8	37	110	.582	24	3	33	3	.442	1/5	7-9
Justin Froedjous	.358	55/46	193	52	69	8	1	3	33	88	.456	18	6	31	5	.417	6/10	14-21
Brian Fletcher	.357	61/61	252	62	90	17	1	22	75	175	.694	23	9	67	4	.427	2/0	4-7
Tony Caldwell	.349	57/49	189	42	66	8	0	10	41	104	.550	17	9	48	4	.414	7/6	6-10
Casey McElroy	.325	56/55	209	47	68	11	0	9	43	106	.507	28	5	28	10	.409	5/4	1-6
Justin Bryant	.323	33/26	99	27	32	4	1	5	32	53	.535	17	8	14	1	.452	2/5	0-1
Justin Hargett	.316	55/54	209	46	66	15	1	2	32	89	.426	16	8	49	0	.381	3/9	6-8
Kevin Patterson	.315	49/33	124	34	39	6	2	16	33	97	.782	21	2	40	3	.419	1/0	0-0
Creede Simpson	.308	49/35	159	42	49	11	2	5	31	79	.497	20	4	34	1	.395	2/4	6-8
Caleb Bowen	.529	23/2	17	3	9	0	0	1	5	12	.706	2	0	2	0	.579	0/0	0-0
Wes Gilmer	.341	50/16	82	22	28	3	0	0	13	37	.451	16	1	22	1	.441	3/3	1-2
Patrick Savage	.333	9/0	9	2	3	2	0	0	1	8	.889	1	0	2	2	.400	0/0	0-0
Mitchell Self	.286	15/0	7	5	2	1	0	0	4	3	.429	0	0	0	0	.286	0/0	0-0
Jordan Neese	.000	4/1	3	1	0	0	0	0	1	0	.000	2	0	0	0	.400	0/0	0-0
<b>TOTALS</b>	<b>.348</b>	<b>64/64</b>	<b>2344</b>	<b>584</b>	<b>816</b>	<b>148</b>	<b>14</b>	<b>131</b>	<b>549</b>	<b>1385</b>	<b>.591</b>	<b>261</b>	<b>73</b>	<b>465</b>	<b>46</b>	<b>.423</b>	<b>38/58</b>	<b>61-94</b>
<b>OPPONENTS</b>	<b>.278</b>	<b>64/64</b>	<b>2288</b>	<b>386</b>	<b>636</b>	<b>117</b>	<b>4</b>	<b>62</b>	<b>345</b>	<b>947</b>	<b>.414</b>	<b>220</b>	<b>58</b>	<b>484</b>	<b>38</b>	<b>.353</b>	<b>21/34</b>	<b>53-74</b>

Player	FRA	W-L	G/GS	CG	SHO	SV	IP	H	R	ER	BB	SO	2B	3B	HR	BF	Avg	WP	HB	BK	
Austin Hubbard	2.44	6-2	26/0	0	0	10	48.0	44	22	13	23	60	7	0	0	2	184	.239	11	4	1
Grant Dayton	4.36	8-3	16/15	1	0	0	95.0	101	52	46	19	69	24	0	13	376	.269	1	6	1	
Slade Smith	4.65	4-0	18/6	0	0	0	60.0	73	38	31	14	42	8	1	2	246	.297	7	8	0	
Cole Nelson	5.64	6-3	18/15	1	0	0	68.2	76	46	43	30	67	16	0	6	275	.276	9	7	0	
Cory Luckie	5.91	6-4	19/15	1	0	0	70.0	81	49	46	23	57	16	1	10	283	.286	3	5	1	
Chris O'Neil	0.00	0-0	2/0	0	0	0	2.0	0	0	0	0	1	0	0	0	5	.000	1	1	0	
Sean Ray	3.72	2-3	26/0	0	0	0	36.1	29	23	15	21	33	6	0	3	134	.216	2	2	0	
Michael Hurst	4.20	2-1	18/0	0	0	2	30.0	30	18	14	13	30	6	0	1	122	.246	1	4	0	
Dexter Price	4.39	3-0	5/5	0	0	0	26.2	33	15	13	9	14	3	0	1	106	.311	3	1	0	
Garrett Bush	4.50	0-0	4/0	0	0	0	4.0	3	4	2	2	6	0	0	1	15	.200	2	1	0	
Bradley Hendrix	5.35	4-2	22/0	0	0	1	33.2	48	29	20	14	28	7	0	5	144	.333	8	6	0	
Zach Blatt	5.40	1-0	20/0	0	0	1	33.1	42	26	20	11	24	5	0	4	139	.302	1	7	0	
Stephen Kahdheen	6.49	1-0	17/2	0	0	2	26.1	25	20	19	15	23	6	1	5	100	.250	0	3	0	
Jon Luke Jacobs	7.22	0-3	10/6	0	0	0	33.2	42	34	27	23	24	8	0	8	136	.309	2	3	0	
Ty Kelley	9.64	0-0	4/0	0	0	0	4.2	5	6	5	3	6	3	0	1	19	.263	3	0	0	
Justin Bryant	99.00	0-0	1/0	0	0	0	0.0	4	4	4	0	0	0	0	1	4	1.000	1	0	0	
<b>TOTALS</b>	<b>5.00</b>	<b>43-21</b>	<b>64/64</b>	<b>3</b>	<b>2</b>	<b>16</b>	<b>572.1</b>	<b>636</b>	<b>386</b>	<b>318</b>	<b>220</b>	<b>484</b>	<b>117</b>	<b>4</b>	<b>62</b>	<b>2288</b>	<b>.278</b>	<b>55</b>	<b>58</b>	<b>4</b>	
<b>OPPONENTS</b>	<b>8.34</b>	<b>21-43</b>	<b>64/64</b>	<b>4</b>	<b>1</b>	<b>7</b>	<b>554.2</b>	<b>816</b>	<b>584</b>	<b>514</b>	<b>261</b>	<b>465</b>	<b>148</b>	<b>14</b>	<b>131</b>	<b>2344</b>	<b>.348</b>	<b>72</b>	<b>73</b>	<b>9</b>	

4/16	* at #18 Vanderbilt	6-11	L
4/17	* at #18 Vanderbilt	12-2	W
4/18	* at #18 Vanderbilt	2-3	L
4/20	TROY	16-3	W
4/23	* KENTUCKY	13-6	W
4/24	* KENTUCKY	7-8	L
4/25	* KENTUCKY	6-5	W
4/27	SAMFORD	11-4	W
4/30	* at #7 Arkansas	4-9	L
5/1	* at #7 Arkansas	8-7	W
5/2	* at #7 Arkansas	13-2	W
5/7	* MISSISSIPPI STATE	9-6	W
5/8	* MISSISSIPPI STATE	16-14	W
5/9	* MISSISSIPPI STATE	11-8	W
5/11	at South Alabama (11)	9-10	L
5/14	* TENNESSEE	3-9	L
5/15	* TENNESSEE	18-0	W
5/16	* TENNESSEE	9-2	W
5/18	JACKSONVILLE ST	9-7	W
5/20	* at #17 Ole Miss	5-3	W
5/21	* at #17 Ole Miss	18-4	W
5/22	* at #17 Ole Miss	11-1	W
5/26	# Alabama	1-7	L
5/27	# #7 S. Carolina (12)	3-1	W
5/28	# #21 Ole Miss (10)	7-10	L
6/4	! JACKSONVILLE ST	9-7	W
6/5	! #16 CLEMSON	2-5	L
6/6	! SOUTHERN MISS	17-8	W
6/6	! #16 CLEMSON	11-10	W
6/7	! #16 CLEMSON	7-13	L

% - Auburn Classic (Auburn, AL)  
# - SEC Tournament (Hoover, AL)  
! - NCAA Regional (Auburn, AL)  
\* - SEC Game | Home games in ALL

Date	Opponent	Score	W/L
2/18	^ ARKANSAS STATE	12-5	W
2/19	^ #13 VIRGINIA	2-13	L
2/20	^ UAB	6-0	W
2/22	JACKSONVILLE STATE	9-4	W
2/25	RADFORD (13)	6-8	L
2/26	RADFORD	3-2	W
2/27	RADFORD	2-0	W
3/1	BETHUNE-COOKMAN	9-2	W
3/2	BETHUNE-COOKMAN	2-5	L
3/4	% vs. New York Tech	6-3	W
3/5	% #18 Col. of Charleston	7-4	W
3/6	% vs. Western Kentucky	13-8	W
3/8	MEMPHIS	6-2	W
3/11	#7 ARIZONA STATE	7-8	L
3/12	#7 ARIZONA STATE	5-9	L
3/13	#7 ARIZONA STATE	10-8	W
3/15	vs. Alabama (M)	2-1	W
3/18	* #9 ARKANSAS (11)	5-6	L
3/19	* #9 ARKANSAS	9-5	W
3/20	* #9 ARKANSAS	8-7	W
3/22	at Jacksonville State	4-5	L
3/25	* at Mississippi State	6-7	L
3/26	* at Mississippi State	8-15	L
3/27	* at Mississippi State	0-5	L
3/29	#21 TROY	6-1	W
4/1	* #1 VANDERBILT	6-11	L
4/2	* #1 VANDERBILT	2-11	L
4/3	* #1 VANDERBILT	2-6	L
4/5	at #20 Troy	6-14	L
4/8	* at Kentucky	12-9	W
4/9	* at Kentucky	15-8	W
4/10	* at Kentucky	8-2	W
4/15	* at #21 LSU	8-7	W
4/16	* at #21 LSU	3-1	W
4/17	* at #21 LSU	2-3	L
4/19	SOUTH ALABAMA	1-7	L
4/21	* OLE MISS	6-3	W
4/22	* OLE MISS	7-10	L

**2011 • 29-29, 14-16 SEC**  
**Head Coach: John Pawlowski (2009-13)**

Player	AVG	GP/S	AB	R	H	2B	3B	HR	RBI	TB	SIG	BB	SO	GDP	OB%	SH/SE	SB-AT	
Casey McElroy	.372	58/58	234	46	87	18	0	9	53	132	.564	21	7	30	1	.429	6/2	1-2
Tony Caldwell	.332	55/54	190	37	63	13	1	7	44	99	.521	30	9	32	3	.445	0/4	5-9
Justin Froedjous	.316	57/56	215	40	68	11	1	3	20	90	.419	20	5	41	2	.381	4/8	5-11
Don Gamache	.299	53/53	194	35	58	13	2	5	29	90	.464	30	8	33	4	.414	0/3	2-2
Justin Hargett	.297	55/49	192	31	57	8	1	0	23	67	.349	16	1	41	0	.352	1/3	7-12
Cullen Wacker	.287	50/30	115	18	33	4	0	1	18	40	.348	18	6	15	3	.404	2/4	3-5
Wes Gilmer	.284	58/47	183	24	52	10	0	0	34	62	.339	17	6	32	3	.361	2/9	3-4
Kevin Patterson	.277	57/54	195	26	54	16	0	8	43	94	.482	29	2	56	1	.370	4/0	0-0
Creede Simpson	.254	56/55	189	30	48	15	1	3	17	74	.392	19	2	36	2	.324	3/6	8-10
Tyler Dial	4.00	5/0	5	0	2	0	0	0	1	2	.400	0	0	0	0	.400	0/0	0-0
Bobby Andrews	3.96	35/11	53	11	21	1	0	0	6	24	.453	0	7	11	1	.467</		



YEAR-BY-YEAR RESULTS & TEAM STATS

Table with columns: Date, Opponent, Score, W/L. Rows include games from 2/17 to 4/15 against Missouri, Alabama State, Purdue, Charleston South, Southern Miss, Belmont, and others.

2012 • 31-28, 13-17 SEC

Head Coach: John Pawlowski (2009-13)

Player statistics table for 2012 season. Columns include AVG, GP/S, AB, R, H, 2B, 3B, HR, RBI, TB, SLG, BB, SO, GDP, OBP%, SH/SE, SB-AT. Includes totals and opponents.

Game results table for 2012 season. Columns include Date, Opponent, Score, W/L. Rows include games from 4/17 to 5/24 against Troy, Alabama A&M, South Carolina, Tennessee, Georgia, and others.

A - Auburn Tournament (Auburn, AL)
# - SEC Tournament (Hoover, AL)
\* - SEC Game | Home games in ALL

Table with columns: Date, Opponent, Score, W/L. Rows include games from 2/15 to 4/10 against Maine, Middle Tennessee, College of Charleston, Indiana State, Kennesaw State, Eastern Illinois, Eastern Illinois, Brown, and Alabama State.

2013 • 33-23, 13-17 SEC

Head Coach: John Pawlowski (2009-13)

Player statistics table for 2013 season. Columns include AVG, GP/S, AB, R, H, 2B, 3B, HR, RBI, TB, SLG, BB, SO, GDP, OBP%, SH/SE, SB-AT. Includes totals and opponents.

Game results table for 2013 season. Columns include Date, Opponent, Score, W/L. Rows include games from 4/12 to 5/21 against Georgia, Mississippi State, Missouri, Arkansas, and others.

A - Auburn Tournament (Auburn, AL)
# - SEC Tournament (Hoover, AL)
\* - SEC Game | Home games in ALL







# YEAR-BY-YEAR RESULTS & TEAM STATS

Date	Opponent	Score	W/L
2/14	* Indiana State	4-0	W
2/15	* Ohio State	0-1	L
2/16	* Connecticut	7-3	W
2/19	ALABAMA STATE	3-9	L
2/21	! ARKANSAS-PINE BLUFF	2-1	W
2/22	! CALIFORNIA	0-5	L
2/23	! EAST TENNESSEE STATE	2-3 (10)	L
2/25	ALABAMA A&M	7-3	W
2/28	PRESBYTERIAN	6-10	L
3/1	PRESBYTERIAN	3-0	W
3/2	PRESBYTERIAN	12-5	W
3/4	Alabama	3-4	L
3/7	MERCER	9-5	W
3/8	MERCER	4-1	W
3/9	MERCER	6-5	W
3/11	at Kennesaw State	6-1	W
3/12	ALABAMA STATE	6-5	W
3/14	* TEXAS A&M	4-0	W
3/15	* TEXAS A&M-1	5-2	W
3/15	* TEXAS A&M-2	0-9	L
3/18	COPPIN STATE	10-0	W
3/19	COPPIN STATE	13-0	W
3/21	* at Tennessee	3-2	W
3/22	* at Tennessee	4-2	W
3/23	* at Tennessee	6-8	L
3/25	* KENNESAW STATE	10-5	W
3/27	* MISSOURI	3-4	L
3/28	* MISSOURI	2-4	L
3/29	* MISSOURI	7-3	W
4/1	SAMFORD	1-8	L
4/4	* at Ole Miss	5-8 (13)	L
4/5	* at Ole Miss-1	0-6	L
4/5	* at Ole Miss-2	1-5	L
4/8	TROY	6-0	W
4/11	* at Alabama	2-1	W

## 2014 • 28-28, 10-20 SEC

### Head Coach: Sunny Galloway (2014-15)

Player	AVG	GP/S	AB	R	H	2B	3B	HR	RBI	TB	SIG	BB	HBP	SO	GDP	OB%	SH/SE	SB-AT
Jordan Ebert	.353	55/52	204	28	72	5	1	0	29	79	387	12	1	26	5	.385	49	9-15
Damek Tomsha	.313	54/53	176	37	55	8	0	5	29	78	443	26	15	23	5	.436	32	4-5
Yan Tello	.306	53/53	183	30	56	6	1	3	18	73	399	16	9	24	3	.386	27	13-19
Daniel Robert	.281	45/39	121	12	34	5	1	1	12	44	364	17	0	23	1	.370	0-2	1-2
Blake Austin	.268	55/51	183	19	49	11	0	3	31	69	377	15	8	30	3	.344	3-1	4-8
Damon Hoecker	.259	56/56	189	24	49	4	0	0	17	53	280	35	13	32	1	.404	3-7	11-18
Dan Glevenyak	.256	50/43	156	22	40	6	3	1	16	55	353	18	11	23	4	.371	1-5	14-16
Arneferne Grier	.255	47/38	149	16	38	8	0	1	11	49	329	12	4	24	1	.325	1-5	7-15
Keegan Thompson	.244	37/33	123	13	30	3	1	0	13	35	285	4	1	21	2	.273	0-3	1-1
Rocky McCord	1.000	1-0	1	0	1	0	0	0	0	1	1.000	0	0	0	0	1.000	0-0	0-0
Brett Binning	.348	16/10	23	5	8	0	0	0	2	8	348	2	0	2	1	.400	0-2	1-1
Blake Logan	.256	42/17	86	9	22	3	0	1	17	28	326	10	2	15	5	.343	1-1	0-0
Sam Gillikin	.214	24/15	56	5	12	5	0	0	4	17	304	6	1	14	1	.302	0-1	0-1
Connor Short	.211	36/25	95	6	20	1	0	0	8	21	221	7	3	13	2	.283	1-4	9-10
Patrick Savage	.167	3-2	6	0	1	0	0	0	1	1.67	0	1	2	0	0	.286	0-0	0-0
J.J. Shaffer	.160	40/10	50	8	8	0	2	0	2	12	240	3	4	14	1	.263	0-1	4-5
Jackson Burgence	.091	21/7	22	1	2	0	0	3	2	091	7	3	7	2	0	.375	0-1	2-3
Dylan Smith	.000	7-1	10	0	0	0	0	0	0	0.000	2	0	4	0	0	.167	0-0	0-0
Hunter Kelley	.000	4-0	3	0	0	0	0	0	0	0.000	0	1	0	0	0	.000	0-0	0-0
Terrance Dedrick	.000	2-0	2	0	0	0	0	0	0	0.000	0	0	0	0	0	.000	0-0	0-0
<b>TOTALS</b>	<b>.270</b>	<b>56-56</b>	<b>1838</b>	<b>235</b>	<b>497</b>	<b>65</b>	<b>8</b>	<b>15</b>	<b>212</b>	<b>625</b>	<b>340</b>	<b>192</b>	<b>37</b>	<b>298</b>	<b>37</b>	<b>.360</b>	<b>19-51</b>	<b>80-119</b>
<b>OPPONENTS</b>	<b>.254</b>	<b>56-56</b>	<b>1897</b>	<b>228</b>	<b>482</b>	<b>83</b>	<b>8</b>	<b>14</b>	<b>201</b>	<b>623</b>	<b>328</b>	<b>167</b>	<b>37</b>	<b>333</b>	<b>42</b>	<b>.324</b>	<b>15-45</b>	<b>32-55</b>

Player	ERA	W-L	G/GS	CG	SHO	SV	IP	H	R	ER	BB	SO	2B	3B	HR	Avg	WP	HB	BK
Keegan Thompson	2.01	5-3	14-12	2	0	1	89.2	61	23	20	23	73	11	0	0	0.192	5	3	0
Dillon Ortman	2.70	9-5	15-15	2	1	0	100.0	95	36	30	16	62	17	0	3	0.247	1	4	0
Justin Camp	4.01	1-5	13-6	0	2	1	42.2	41	24	19	10	29	7	2	1	0.246	2	3	0
Michael O'Neal	4.29	3-6	17-12	0	2	0	71.1	77	38	34	29	29	15	1	3	0.285	1	6	0
Cole Lipscomb	0.00	0-0	2-0	0	0	0	1.0	0	0	0	1	1	0	0	0	0.000	0	1	0
Jacob Millman	1.62	0-0	11-1	0	0	0	16.2	12	6	3	8	15	1	0	1	0.200	4	0	1
Robby Clements	3.27	0-0	7-0	0	0	0	11.0	13	6	4	5	3	3	0	0	0.289	2	0	0
Jay Wade	3.28	4-2	22-0	0	0	0	35.2	31	16	13	6	24	4	1	1	0.295	0	5	2
Trey Wingenter	3.33	1-1	13-4	0	0	0	24.1	31	14	9	9	22	7	0	0	0.301	6	4	0
Rocky McCord	3.38	0-0	5-0	0	0	0	2.2	2	1	1	4	5	0	0	0	0.222	1	4	0
Trey Cochran-Gill	3.41	0-2	28-0	0	0	0	34.1	42	16	13	9	20	6	1	0	0.313	5	3	0
Daniel Koger	3.92	2-0	13-3	0	0	0	20.2	19	10	9	8	16	4	1	1	0.247	4	0	0
Terrance Dedrick	4.85	2-3	23-1	0	0	4	26.0	32	17	14	16	21	5	2	0	0.314	2	0	0
Kevin Davis	5.40	1-0	3-2	0	0	0	5.0	3	3	3	3	10	2	1	0	0.231	1	0	0
Reid Carter	5.51	0-0	11-0	0	0	0	16.1	19	13	10	7	6	2	0	2	0.292	5	2	0
Ryan Tello	8.31	0-1	3-0	0	0	0	4.1	4	5	4	6	5	0	0	1	0.250	0	0	0
<b>TOTALS</b>	<b>3.34</b>	<b>28-28</b>	<b>56-56</b>	<b>4</b>	<b>5</b>	<b>8</b>	<b>501.2</b>	<b>482</b>	<b>228</b>	<b>186</b>	<b>167</b>	<b>333</b>	<b>83</b>	<b>8</b>	<b>14</b>	<b>.254</b>	<b>39</b>	<b>37</b>	<b>4</b>
<b>OPPONENTS</b>	<b>3.60</b>	<b>28-28</b>	<b>56-56</b>	<b>3</b>	<b>7</b>	<b>11</b>	<b>492.1</b>	<b>497</b>	<b>235</b>	<b>197</b>	<b>192</b>	<b>298</b>	<b>65</b>	<b>9</b>	<b>15</b>	<b>.270</b>	<b>19</b>	<b>76</b>	<b>9</b>

Date	Opponent	Score	W/L
4/12	* at Alabama	1-4	L
4/13	* at Alabama	3-4	L
4/15	* at Samford	6-7	L
4/19	* SOUTH CAROLINA-1	4-2	W
4/19	* SOUTH CAROLINA-2	2-3	L
4/20	* SOUTH CAROLINA	3-4	L
4/22	SOUTH ALABAMA	6-1	W
4/25	* at Arkansas	2-1	W
4/26	* at Arkansas-1	3-4 (10)	L
4/26	* at Arkansas-2	7-2	W
5/2	* MISSISSIPPI STATE	0-3	L
5/3	* MISSISSIPPI STATE	0-3	L
5/4	* MISSISSIPPI STATE	1-12	L
5/6	BETHUNE-COOKMAN	9-1	W
5/9	* at Kentucky	3-6	L
5/10	* at Kentucky	8-1	W
5/11	* at Kentucky	5-6 (10)	L
5/13	UAB	6-5	W
5/15	* LSU	0-10	L
5/16	* LSU	3-11	L
5/17	* LSU	1-8	L

! - Snowbird Classic (Port Charlotte, Fla.)

! - Tiger Classic (Auburn, Ala.)

\* - SEC Game | Home games in ALL

## TALLAHASSEE REGIONAL

Date	Opponent	Score	W/L
2/13	BINGHAMTON	2-0	W
2/14	BINGHAMTON	5-11	L
2/15	BINGHAMTON	13-2	W
2/17	at South Alabama	4-7	L
2/18	ALABAMA STATE	7-5	W
2/21	RADFORD-1	3-2 (10)	L
2/21	RADFORD-2	6-1	W
2/22	RADFORD	6-0	W
2/24	*#27 GEORGIA TECH	7-1	W
2/27	* JACKSONVILLE STATE	6-4	W
2/28	*#10 OKLAHOMA STATE	9-2	W
3/1	* JACKSONVILLE STATE	9-10	L
3/3	vs. #28 Alabama (Montgomery)	5-3	W
3/6	XAVIER	7-2	W
3/7	XAVIER	3-2 (11)	W
3/8	XAVIER	10-6	W
3/10	SAMFORD	0-7	L
3/13	* at #6 Texas A&M	2-6	L
3/14	* at #6 Texas A&M	4-10	L
3/15	* at #6 Texas A&M	1-6	L
3/17	at UAB (Regions Field)	6-4	W
3/20	* #4 VANDERBILT	6-4	W
3/21	* #4 VANDERBILT-1	5-10	L
3/21	* #4 VANDERBILT-2	6-7 (10)	L
3/24	at #28 Georgia Tech	1-4	L
3/27	* at #29 Mississippi State	5-0	W
3/28	* at #29 Mississippi State	4-0	W
3/29	* at #29 Mississippi State	1-3	L
3/31	at Samford	9-4	W
4/3	* ARKANSAS	7-10	L
4/4	* ARKANSAS	3-2	W
4/5	* ARKANSAS	4-6	L
4/8	GEORGIA STATE	4-2	W
4/10	* at #1 LSU	2-3	L
4/11	* at #1 LSU	6-1	W
4/12	* at #1 LSU	2-6	L

## 2015 • 36-26, 13-17 SEC

### Head Coach: Sunny Galloway (2014-15)

Player	AVG	GP/S	AB	R	H	2B	3B	HR	RBI	TB	SIG	BB	HBP	SO	GDP	OB%	SH/SE	SB-AT
Arneferne Grier	.323	62/62	254	41	82	22	3	1	20	113	445	22	7	61	7	.391	1/3	9-16
Melvin Gray	.304	48/43	161	30	49	8	0	1	23	60	373	17	2	29	1	.372	3/7	18-21
Daniel Robert	.298	57/55	205	28	61	12	3	3	38	88	429	24	1	39	6	.368	4/7	15-15
Damon Hoecker	.271	42/41	214	35	58	8	2	0	22	73	341	40	9	37	3	.404	2/4	1-8
Blake Logan	.261	59/50	180	25	47	17	2	0	28	68	378	15	6	25	5	.329	6/3	3-6
Cody Nulph	.258	62/62	217	30	56	11	1	3	33	78	359	13	6	47	4	.315	2/7	1-3
Kyler Deese	.254	59/49	177	27	45	10	1	2	27	63	356	24	5	23	3	.357	1/3	3-6
Jordan Ebert	.254	54/39	142	25	36	4	0	3	24	49	345	26	6	30	1	.386	2/6	7-9
Jackson Burgence	.281	30/15	64	7	18	1	2	0	7	23	359	8	0	9	0	.361	0/3	5-8
Sam Gillikin	.271	54/30	96	8	26	4	1	1	10	35	365	13	1	30	0	.364	0/2	5-5
J.J. Shaffer	.259	42/11	58															



YEAR-BY-YEAR RESULTS & TEAM STATS

Table with columns: Date, Opponent, Score, W/L. Rows include games against Sacramento St., FAMU, Southern, Alabama A&M, Troy, Michigan State, Georgia Tech, Oral Roberts, Georgia Tech, Texas A&M, Arkansas, Kansas State, LSU, Missouri, and Kennesaw State.

2016 • 23-33, 8-22 SEC

Head Coach: Butch Thompson (2016-Current)

Player statistics table for 2016 season. Columns include Player, AVG, GP/S, AB, R, H, 2B, 3B, HR, RBI, TB, SLG, BB, HB, SO, GDP, OBP%, SH/SF, SB-AT. Includes totals and opponents.

Table with columns: Date, Opponent, Score, W/L. Rows include games against Tennessee, Alabama State, Ole Miss, Kentucky, Alabama, Troy, Kennesaw State, Mississippi State, and Vanderbilt.

-Auburn Tournament (Auburn, AL)

S - Cox Diamond Invitational (Pensacola, FL)

A - MAX Capital City Classic (Montgomery, AL)

# - SEC Tournament (Hoover, AL)

\* - SEC Game | Home games in ALL

TALLAHASSEE REGIONAL

Table with columns: Date, Opponent, Score, W/L. Rows include games against George Washington, Florida A&M, Holy Cross, Samford, Lipscomb, South Alabama, Kennesaw State, Presbyterian, UAB, Jacksonville State, Florida, South Carolina, Georgia Tech, and Texas A&M.

2017 • 37-26, 16-14 SEC

Head Coach: Butch Thompson (2016-Current)

Player statistics table for 2017 season. Columns include Player, AVG, GP/S, AB, R, H, 2B, 3B, HR, RBI, TB, SLG, BB, HB, SO, GDP, OBP%, SH/SF, SB-AT. Includes totals and opponents.

Table with columns: Date, Opponent, Score, W/L. Rows include games against Samford, Tennessee, Florida, Kennesaw State, Arkansas, Mississippi State, Alabama, UAB, LSU, Ole Miss, Tennessee Tech, Florida State, and Texas Tech.

A - MAX Capital City Classic (Montgomery, AL)

# - SEC Tournament (Hoover, AL)

% - NCAA Tournament (Tallahassee, FL)

\* - SEC Game | Home games in ALL









YEAR-BY-YEAR RESULTS & TEAM STATS

Table with columns: Date, Opponent, Score, W/L. Rows include games against Illinois-Chicago, Oakland, UCF, Alabama A&M, Wright State, Georgia Tech, and Wofford.

2020 • 13-5, 0-0 SEC\*

Head Coach: Butch Thompson (2016-Current)

Player statistics table for 2020 season. Columns include Player, AVG, GP/S, AB, R, H, 2B, 3B, HR, RBI, TB, SLG, BB, HB, SO, GDP, OBP%, SF/SH, SB-AT. Includes totals and opponents.

Player statistics table for 2020 season. Columns include Player, ERA, W-L, G/GS, CG, SHO, SV, IP, H, R, ER, BB, SO, 2B, 3B, HR, Avg, WP, HR, BK. Includes totals and opponents.

\*Season canceled after 18 games due to COVID-19

Table with columns: Date, Opponent, Score, W/L. Rows include games against Presbyterian, Alabama A&M, Little Rock, Lipscomb, Ole Miss, Mississippi State, Arkansas, Samford, and Jacksonville State.

2021 • 25-27, 10-26 SEC

Head Coach: Butch Thompson (2016-Current)

Player statistics table for 2021 season. Columns include Player, AVG, GP/S, AB, R, H, 2B, 3B, HR, RBI, TB, SLG, BB, HB, SO, GDP, OBP%, SF/SH, SB-AT. Includes totals and opponents.

Player statistics table for 2021 season. Columns include Player, ERA, W-L, G/GS, CG, SHO, SV, IP, H, R, ER, BB, SO, 2B, 3B, HR, Avg, WP, HR, BK. Includes totals and opponents.

Table with columns: Date, Opponent, Score, W/L. Rows include games against Florida, Florida-2, Georgia, Georgia-2, LSU, Samford, Texas A&M, Missouri, and Ole Miss.

\* - Round Rock Classic (Round Rock, TX)
# - SEC Tournament (Hoover, AL)
\* - SEC Game | Home games in ALL







# YEAR-BY-YEAR RESULTS & TEAM STATS

•AUBURN REGIONAL CHAMPIONS•  
•CORVALLIS SUPER REGIONAL CHAMPIONS•  
•COLLEGE WORLD SERIES•

Date	Opponent	Score	W/L
2/18	^ vs. Oklahoma	0-3	L
2/19	^ vs. #12 Texas Tech	2-1	W
2/20	^ vs. Kansas State	12-1	W
2/23	TROY	13-1	W
2/25	YALE	9-0	W
2/26	YALE-1	4-3	W
2/26	YALE-2	4-5 [10]	L
3/1	ALABAMA STATE	13-7	W
3/2	UAB	16-1	W
3/4	RHODE ISLAND	7-2	W
3/5	RHODE ISLAND-1	16-0	W
3/5	RHODE ISLAND-2	12-0 [7]	W
3/6	RHODE ISLAND	14-1	W
3/9	! vs. Tennessee Tech	4-3	W
3/11	MIDDLE TENNESSEE	8-10	L
3/13	MIDDLE TENNESSEE-1	10-7	W
3/13	MIDDLE TENNESSEE-2	3-4 [8]	L
3/17	* #1 OLE MISS	6-13	L
3/18	* #1 OLE MISS	19-5	W
3/19	* #1 OLE MISS	2-15	L
3/22	vs. South Alabama &	13-12	W
3/25	* at Texas A&M	6-5 [10]	W
3/26	* at Texas A&M	4-5 [11]	L
3/27	* at Texas A&M	13-9	W
3/29	JACKSONVILLE STATE	2-5	L
3/31	* at #12 LSU	6-5	W
4/1	* at #12 LSU	2-9	L
4/2	* at #12 LSU	6-4	W
4/5	at UAB	6-4	W
4/8	* #12 VANDERBILT	5-1	W
4/9	* #12 VANDERBILT	4-19	L
4/10	* #12 VANDERBILT	8-2	W
4/12	SAMFORD	4-1	W
4/14	* at Mississippi State	6-7	L
4/15	* at Mississippi State	5-9	L

## 2022 • 43-22, 16-13 SEC

Head Coach: Butch Thompson (2016-Current)

Player	AVG	GP/S	AB	R	H	2B	3B	HR	RBI	TB	SLG	BB	SO	GDP	OB%	SF/SH	SB-AT		
Sonny DiChiara	.383	61/61	206	59	79	15	0	22	59	160	.777	68	10	55	.549	2/0	0-0		
Blake Rarabusch	.327	65/65	266	55	87	13	1	4	37	114	.429	28	15	36	.415	4/3	16-21		
Brooks Carlson	.297	53/46	185	36	55	11	0	6	31	84	.454	23	2	49	.379	1/0	0-1		
Brady Moore	.291	64/64	254	46	74	12	1	5	38	103	.406	24	2	35	.351	5/2	6-8		
Kason Howell	.287	65/65	251	50	72	19	2	2	35	101	.402	28	14	52	.385	3/3	11-13		
Bobby Peirce	.284	48/38	162	33	46	7	4	10	31	91	.562	13	4	46	.350	1/0	5-6		
Cole Foster	.267	53/52	172	40	46	11	0	9	47	84	.488	29	10	46	.395	4/1	2-4		
Nate LaRue	.211	52/42	152	19	32	8	0	6	34	58	.382	13	2	66	.272	6/1	2-2		
Brady Moss	.333	6/0	3	0	1	0	0	0	1	1	.333	0	0	1	.250	1/0	0-0		
Cam Hill	.278	39/26	108	16	30	7	0	1	19	40	.370	13	1	34	.358	1/0	0-1		
Josh Hall	.269	18/6	26	5	7	1	0	0	2	8	.308	5	0	10	.387	0/0	1-1		
Mike Bello	.253	43/27	99	18	25	4	0	1	12	32	.323	14	2	21	.350	2/1	1-1		
Mason Land	.244	28/9	45	4	11	4	0	0	3	12	.267	4	1	9	.320	0/3	0-0		
Garrett Farquhar	.236	39/17	72	17	17	4	0	2	12	27	.375	7	4	8	.237	0/0	0-0		
Bryson Ware	.234	49/23	94	23	22	8	2	1	21	37	.394	13	2	37	.336	1/0	4-4		
Jake Wyndt	.233	23/14	43	8	10	1	0	1	12	14	.326	4	2	16	.320	1/1	1-1		
Ryan Dyeil	.217	32/27	92	23	20	4	0	4	26	36	.391	16	7	32	.368	2/1	0-0		
Bryton Brown	.167	6/3	12	2	2	0	0	0	3	2	.167	2	2	7	.375	0/1	0-0		
Luke Burk	.125	11/0	8	1	1	0	0	0	0	1	.125	0	0	6	.125	0/0	0-0		
Ben Schorr	.000	2/0	1	0	0	0	0	0	0	0	.000	0	0	0	.000	0/0	0-0		
<b>Totals</b>	<b>.283</b>	<b>65/65</b>	<b>2251</b>	<b>455</b>	<b>637</b>	<b>126</b>	<b>10</b>	<b>74</b>	<b>423</b>	<b>1005</b>	<b>.446</b>	<b>304</b>	<b>80</b>	<b>566</b>	<b>.29</b>	<b>.383</b>	<b>34/17</b>	<b>49-63</b>	
<b>Opponents</b>	<b>.255</b>	<b>65/65</b>	<b>2196</b>	<b>328</b>	<b>560</b>	<b>122</b>	<b>2</b>	<b>70</b>	<b>301</b>	<b>896</b>	<b>.408</b>	<b>260</b>	<b>58</b>	<b>666</b>	<b>.41</b>	<b>.346</b>	<b>24/17</b>	<b>30-48</b>	
Player	ERA	W-L	G/5	CG	SHO	SV	IP	H	R	ER	BB	SO	2B	3B	HR	Avg	WP	HB	BK
Joseph Gonzalez	3.22	7-4	15/14	1	0/2	0	78.1	83	30	28	15	54	12	1	8	.276	3	5	1
Blake Burkhalter	3.69	4-2	30/0	0	0/1	16	46.1	35	21	19	7	71	4	0	9	.206	4	4	0
Mason Barnett	4.38	3-3	19/14	0	0/0	0	63.2	63	32	31	32	83	17	1	5	.256	4	3	0
Carson Skipper	4.45	6-3	27/1	0	0/1	0	58.2	56	34	29	14	70	15	0	8	.250	7	3	0
Trace Bright	5.13	5-4	18/17	0	0/1	0	80.2	78	51	46	38	94	21	0	8	.252	8	6	0
Nate LaRue	1.69	0-0	5/0	0	0/0	0	5.1	7	1	1	3	4	0	0	0	1.318	1	0	0
Chase Allsup	3.38	1-0	23/0	0	0/1	2	29.1	24	15	11	17	36	5	0	4	.226	5	5	0
Hayden Mullins	3.63	2-1	11/8	0	0/0	0	34.2	23	16	14	25	43	3	0	4	.197	3	9	0
Ben Bosse	3.86	0-0	7/0	0	0/2	0	4.2	4	3	2	2	6	0	0	0	.235	3	1	1
Kanner Copeland	4.20	3-0	9/2	0	0/0	0	15.0	20	11	7	8	19	3	0	3	.328	1	1	0
John Armstrong	4.26	1-0	19/0	0	0/1	0	19.0	20	13	9	11	21	4	0	1	.294	3	0	0
Tommy Sheehan	4.28	2-0	16/3	0	0/0	1	33.2	25	18	16	22	29	6	0	1	.207	3	2	0
Chase Isbell	4.82	1-1	14/0	0	0/0	0	18.2	17	10	10	14	23	8	0	0	.243	2	2	0
Cade Granzow	4.91	0-0	7/0	0	0/1	0	7.1	9	4	4	4	4	2	0	1	.333	2	1	0
Carson Swilling	5.72	3-2	21/0	0	0/1	0	28.1	29	18	18	14	35	8	0	5	.269	5	4	0
Jordan Armstrong	5.93	3-1	14/6	0	0/1	1	30.1	36	22	20	15	40	9	0	4	.288	4	8	1
Brooks Fuller	8.10	0-0	9/0	0	0/0	0	6.2	9	6	6	7	3	0	0	0	.321	0	1	1
Parker Carlson	8.59	1-1	5/0	0	0/0	0	7.1	8	7	7	3	10	1	0	3	.267	2	0	0
Tyler Drabick	9.82	1-0	8/0	0	0/1	0	7.1	10	10	8	5	13	1	0	3	.323	2	2	0
Garrett Wade	10.80	0-0	4/0	0	0/0	0	1.2	0	2	2	3	3	0	0	0	.000	1	0	0
Cam Hill	18.00	0-0	3/0	0	0/1	0	2.0	4	4	4	1	1	0	0	2	.400	0	1	0
<b>Totals</b>	<b>4.49</b>	<b>43-22</b>	<b>65/65</b>	<b>1</b>	<b>4/4</b>	<b>20</b>	<b>579.0</b>	<b>560</b>	<b>328</b>	<b>289</b>	<b>260</b>	<b>666</b>	<b>122</b>	<b>2</b>	<b>70</b>	<b>.255</b>	<b>63</b>	<b>58</b>	<b>4</b>
<b>Opponents</b>	<b>6.41</b>	<b>22-43</b>	<b>65/65</b>	<b>0</b>	<b>1/1</b>	<b>6</b>	<b>561.2</b>	<b>637</b>	<b>455</b>	<b>400</b>	<b>304</b>	<b>566</b>	<b>126</b>	<b>10</b>	<b>74</b>	<b>.283</b>	<b>73</b>	<b>80</b>	<b>9</b>

Date	Opponent	Score	W/L
4/16	* at Mississippi State	3-2 [10]	W
4/19	ALABAMA STATE	6-5 [10]	W
4/20	KENNESAW STATE	14-1	W
4/22	* SOUTH CAROLINA	6-3	W
4/23	* SOUTH CAROLINA	8-6	W
4/24	* SOUTH CAROLINA	2-0	W
4/26	at Jacksonville State	8-4	W
4/29	* at #1 Tennessee	4-17	L
4/30	* at #1 Tennessee	8-6	W
5/1	* at #1 Tennessee	3-5	L
5/6	* #3 ARKANSAS	8-11	L
5/7	* #3 ARKANSAS	5-3	W
5/8	* #3 ARKANSAS	4-7	L
5/10	at Troy	11-4	W
5/13	* ALABAMA	3-2	W
5/14	* ALABAMA	6-4	W
5/17	# vs. Samford	8-4	W
5/20	* at Kentucky-1	1-5	L
5/20	* at Kentucky-2	6-3	W
5/21	* at Kentucky	3-6	L
5/25	# vs. Kentucky	1-3	L
6/3	% SOUTHEASTERN	19-7	W
6/4	% FLORIDA STATE	21-7	W
6/5	% UCLA	11-4	W
6/11	S at #3 Oregon State	7-5	W
6/12	S at #3 Oregon State	4-3	L
6/13	S at #3 Oregon State	3-4	W
6/18	~ vs. Ole Miss	1-5	L
6/20	~ vs. #2 Stanford	6-2	W
6/21	~ vs. Arkansas	1-11	L

^ - State Farm Showdown (Arlington, TX)  
! - Game played at Toyota Field (Madison, AL)  
& - Game played at Riverwalk Stadium (Montgomery, AL)  
# - Game played at Hoover Met/SEC Tournament (Hoover, AL)  
% - NCAA Auburn Regional (Auburn, AL)  
S - NCAA Corvallis Super Regional (Corvallis, OR)  
~ - NCAA College World Series (Omaha, NE)  
\* - SEC Game | Home games in ALL



## AUBURN ON TV

DATE	OPPONENT	SCORE	W-L	SITE	NETWORK
4/14/86	KENTUCKY	5-4	W	AUBURN	ESPN
4/10/88	at Florida	12-7	W	at Gainesville, Fla.	SportsChannel
3/18/89	GEORGIA	6-8	L	AUBURN	SportsChannel
3/25/89	at Miss. State (Gm. 1)	0-7	L	Starkville, Miss.	SportsChannel
3/26/89	at Miss. State	5-11	L	Starkville, Miss.	ESPN
5/13/89	LSU	8-5	W	Gainesville, Fla. (SEC)	SportsChannel
	at Florida	4-2	W	Gainesville, Fla. (SEC)	SportsChannel
5/14/89	Georgia	2-1	W	Gainesville, Fla. (SEC)	SportsChannel
5/27/89	at Florida State	6-7	L	Tallahassee, Fla. (NCAA)	Sunshine
3/31/90	at LSU (Gm. 1)	6-12	L	Baton Rouge, La.	HSE
	at LSU (Gm. 2)	6-5	W	Baton Rouge, La.	HSE
4/1/90	at LSU	17-7	W	Baton Rouge, La.	HSE
4/21/90	ALABAMA	7-6	W	AUBURN	SportsChannel
5/5/90	at Florida	7-8	L	Gainesville, Fla.	SportsChannel
4/20/91	at Alabama (Gm. 1)	19-11	W	Tuscaloosa, Ala.	SportsChannel
5/18/91	Miss. State	0-1	L	Baton Rouge, La. (SEC)	SportsChannel
3/21/92	at Florida (Gm. 1)	2-4	L	Gainesville, Fla.	SportsChannel
3/22/92	at Florida	1-2	L	Gainesville, Fla.	SportsChannel
4/17/93	ARKANSAS (Gm. 1)	7-8	L	AUBURN	JP/SportSouth
	ARKANSAS (Gm. 2)	6-1	W	AUBURN	JP/SportSouth
5/8/93	at LSU (Gm. 1)	2-21	L	Baton Rouge, La.	HSE
4/9/94	VANDERBILT	20-7	W	AUBURN	JP/SportSouth
4/16/94	at Arkansas	6-3	W	Fayetteville, Ark.	JP/SportSouth
6/4/94	Oklahoma	4-5	L	Omaha, Neb. (CWS)	ESPN2
6/16/94	Miami	5-7	L	Omaha, Neb. (CWS)	ESPN
3/16/96	at Tennessee	10-5 [10]	W	Knoxville, Tenn.	SportSouth
4/6/96	FLORIDA	10-7	W	AUBURN	SportsChannel
4/7/96	FLORIDA	5-6	L	AUBURN	SportsChannel
5/4/96	LSU	0-6	L	AUBURN	SportSouth
3/15/97	TENNESSEE	16-4	W	AUBURN	Fox Sport South
4/12/97	ALABAMA (Gm. 1)	13-8	W	AUBURN	Fox Sport South
5/30/97	Stanford	3-8	L	Omaha, Neb. (CWS)	ESPN
6/1/97	Rice	10-1	W	Omaha, Neb. (CWS)	ESPN2
6/3/97	Stanford	4-11	L	Omaha, Neb. (CWS)	ESPN
5/2/98	KENTUCKY	14-3	W	AUBURN	Fox Sport South
5/16/98	Alabama (Game 1)	3-4	L	Hoover, Ala. (SEC)	Fox Sport South
5/17/98	Arkansas	7-5	W	Hoover, Ala. (SEC)	Fox Sport South
5/24/98	Florida State	10-16	L	Tallahassee, Fla. (NCAA)	Sunshine
1/29/99	Georgia Tech	17-12	W	Orlando, Fla.	FSN South
2/5/99	UNC Asheville	7-1	W	AUBURN	ACN
2/16/99	TROY STATE	5-12	L	AUBURN	ACN
2/19/99	M. TENNESSEE ST.	8-2	W	AUBURN	ACN
3/2/99	DAVIDSON	16-0	W	AUBURN	ACN
3/9/99	VCU	7-2	W	AUBURN	ACN
3/10/99	VCU	12-4	W	AUBURN	ACN
3/26/99	ALABAMA	15-4	W	AUBURN	ACN
3/28/99	ALABAMA	4-10	L	AUBURN	ACN
4/2/99	Miss. State	3-13	L	Starkville, Miss.	ACN
4/6/99	UAB	17-5	W	AUBURN	ACN
4/9/99	TENNESSEE	19-13	W	AUBURN	ACN
4/10/99	TENNESSEE	6-3	W	AUBURN	FSN South
4/11/99	TENNESSEE	16-4	W	AUBURN	ACN
5/2/99	LSU	2-11	L	Baton Rouge, La.	ACN
5/16/99	GEORGIA	13-2	W	AUBURN	ACN
5/19/99	LSU	6-2	W	Hoover, Ala. (SEC)	ACN
5/20/99	Arkansas	3-2	W	Hoover, Ala. (SEC)	ACN
5/22/99	Arkansas	5-9	L	Hoover, Ala. (SEC)	FSN South
5/22/99	Arkansas	6-9	L	Hoover, Ala. (SEC)	ACN
5/28/99	NC STATE	9-7	W	AUBURN (NCAA)	ACN
5/29/99	WINTHROP	8-6	W	AUBURN (NCAA)	ACN
5/30/99	TULANE	5-7	L	AUBURN (NCAA)	ACN
5/30/99	TULANE	13-9	W	AUBURN (NCAA)	ACN
2/29/00	TROY STATE	14-7	W	AUBURN	CSSE
3/7/00	DAVIDSON	10-5	W	AUBURN	CSSE
3/26/00	GEORGIA	9-8 (10)	W	AUBURN	CSSE
3/31/00	LSU	11-18	L	AUBURN	CSSE
4/2/00	LSU	10-12	L	AUBURN	Guarantee
4/4/00	MERCER	19-2	W	AUBURN	CSSE
4/23/00	VANDERBILT	10-8	W	AUBURN	CSSE
4/29/00	Florida	11-8 (10)	W	Gainesville, Fla.	Sunshine
5/5/00	Alabama	2-3	L	Tuscaloosa, Ala.	CSSE
5/6/00	Alabama	6-3	W	Tuscaloosa, Ala.	FSN South
5/7/00	Alabama	4-13	L	Tuscaloosa, Ala.	CSSE
5/13/00	MISS. STATE	9-10	L	AUBURN	FSN South
5/17/00	Florida	2-7	L	Hoover, Ala. (SEC)	CSSE
5/18/00	South Carolina	4-11	L	Hoover, Ala. (SEC)	CSSE
3/16/01	OLE MISS		L	AUBURN	CSSE
3/18/01	OLE MISS	5-6 [11]	L	AUBURN	CSSE
3/27/01	Troy State	5-0	W	Montgomery, Ala.	CSSE
4/1/01	TENNESSEE	7-2	W	AUBURN	CSSE

DATE	OPPONENT	SCORE	W-L	SITE	NETWORK
4/10/01	SAMFORD	6-5	W	AUBURN	CSSE
4/20/01	ALABAMA	5-4 [11]	W	AUBURN	CSSE
4/21/01	ALABAMA	7-5	W	AUBURN	FSN South
4/22/01	ALABAMA	10-5	W	AUBURN	CSSE
5/4/01	FLORIDA	5-2	W	AUBURN	Sunshine
5/6/01	FLORIDA	2-5	L	AUBURN	Sunshine/CSSE
5/11/01	LSU	5-20	L	Baton Rouge, La.	CSSE
5/13/01	LSU	9-7	W	Baton Rouge, La.	Guarantee
5/16/01	Georgia	4-8	L	Hoover, Ala. (SEC)	CSSE
5/17/01	South Carolina	4-5	L	Hoover, Ala. (SEC)	CSSE
3/31/02	Florida	1-6	L	Gainesville, Fla.	Sunshine
4/7/02	LSU	5-9	L	AUBURN	Jumbo/CSSE
4/9/02	GEORGIA TECH	5-9	L	AUBURN	FSN South
4/12/02	Ole Miss	10-3	W	Oxford, Miss.	CSSE
4/13/02	Ole Miss	1-2	L	Oxford, Miss.	FSN South
4/26/02	Alabama	6-8	L	Tuscaloosa, Ala.	CSSE
4/27/02	Alabama	5-6	L	Tuscaloosa, Ala.	FSN South
5/22/02	LSU	1-2	L	Hoover, Ala. (SEC)	CSSE
5/23/02	Arkansas	5-8	L	Hoover, Ala. (SEC)	CSSE
5/31/02	Florida Atlantic	11-16	L	Tuscaloosa, Ala. (NCAA)	CSSE
6/1/02	Alabama	3-6	L	Tuscaloosa, Ala. (NCAA)	CSSE
3/16/03	TENNESSEE	3-2	W	AUBURN	CSSE
3/18/03	Georgia Tech	7-5	W	Atlanta, Ga.	CSSE
3/23/03	Kentucky	10-3	W	Lexington, Ky.	CSSE
3/28/03	Georgia	4-3 [13]	W	Athens, Ga.	CSSE
3/30/03	Georgia	6-7	L	Athens, Ga.	CSSE
4/6/03	ALABAMA	7-6	W	AUBURN	CSSE
4/13/03	Mississippi State	7-3	W	Starkville, Miss.	CSSE
4/27/03	Vanderbilt	0-3	L	Nashville, Tenn.	CSSE
5/3/03	FLORIDA	6-8	L	AUBURN	Sunshine
5/4/03	FLORIDA	4-3	W	AUBURN	CSSE
5/9/03	LSU	5-6	L	Baton Rouge, La.	Cox
5/11/03	LSU	14-8	W	Baton Rouge, La.	CSSE
5/17/03	OLE MISS	5-2	W	AUBURN	FSN South
5/18/03	OLE MISS	6-2	W	AUBURN	CSSE
5/22/03	Vanderbilt	3-1	W	Hoover, Ala. (SEC)	CSSE
5/23/03	Alabama	5-7	L	Hoover, Ala. (SEC)	CSSE
5/24/03	South Carolina	5-1	W	Hoover, Ala. (SEC)	CSSE
5/24/03	Alabama	3-13 [7]	L	Hoover, Ala. (SEC)	CSSE
5/30/03	PRINCETON	5-2	W	AUBURN (NCAA)	CSSE
5/31/03	OHIO STATE	5-7	L	AUBURN (NCAA)	CSSE
5/31/03	CLEMSON	15-0	W	AUBURN (NCAA)	CSSE
6/1/03	OHIO STATE	7-9	L	AUBURN (NCAA)	CSSE
3/14/04	Clemson	9-6	W	Clemson, S.C.	CSSE
3/27/04	Tennessee	6-7	L	Knoxville, Tenn.	CSSE
3/28/04	Tennessee	7-3	W	Knoxville, Tenn.	CSSE
3/30/04	Georgia Tech	5-20	L	Atlanta, Ga.	CSSE
4/4/04	LSU	2-3	L	AUBURN	CSSE
4/18/04	Alabama	0-19	L	Tuscaloosa, Ala.	CSSE
4/25/04	MISSISSIPPI STATE	6-5	W	AUBURN	CSSE
4/30/04	Florida	4-7	L	Gainesville, Fla.	Sunshine
5/1/04	Florida	8-11	L	Gainesville, Fla.	Sunshine
5/7/04	SOUTH CAROLINA	12-9	W	AUBURN	CSSE
5/8/04	SOUTH CAROLINA	1-3	L	AUBURN	CSSE
5/9/04	SOUTH CAROLINA	11-12	L	AUBURN	CSSE
5/14/04	GEORGIA	2-11	L	AUBURN	CSSE
5/15/04	GEORGIA	0-4	L	AUBURN	FSN
5/16/04	GEORGIA	4-3	W	AUBURN	CSSE
3/19/05	TENNESSEE	7-1	W	AUBURN	CSSE
4/5/05	GEORGIA TECH	2-3	L	AUBURN	CSSE
4/9/05	Mississippi State	8-7	W	Starkville, Miss.	FSN
4/9/05	FLORIDA	2-4	L	AUBURN	COX
5/8/05	OLE MISS	1-9	L	AUBURN	CSSE
5/13/05	Georgia	5-4	W	Athens, Ga.	CSSE
5/14/05	Georgia	5-7	L	Athens, Ga.	CSSE
5/22/05	ALABAMA	9-11	L	AUBURN	CSSE
6/4/05	Florida State (NCAA)	3-4	L	Tallahassee, Fla.	Sunshine
6/5/05	Florida State (NCAA)	4-10	L	Tallahassee, Fla.	Sunshine
3/18/06	SOUTH CAROLINA	3-7	L	AUBURN	CSSE
3/25/06	Vanderbilt	1-9	L	Nashville, Tenn.	CSSE
4/22/06	Florida	1-4	L	Gainesville, Fla.	FSN
4/29/06	Alabama	7-6	W	Tuscaloosa, Ala.	CSSE
4/30/06	Alabama	1-9	L	Tuscaloosa, Ala.	CSSE
5/6/06	LSU	3-5	L	AUBURN	CSSE/Jumbo
5/7/06	LSU	2-8	L	AUBURN	CSSE/Jumbo
5/14/06	GEORGIA	4-9	L	AUBURN	CSSE
3/23/07	FLORIDA	7-8 [10]	L	AUBURN	SUN
3/24/07	FLORIDA	9-12	L	AUBURN	SUN/CSSE
3/25/07	FLORIDA	3-10	L	AUBURN	CSSE
4/8/07	LSU	1-10	L	Baton Rouge, La.	COX







AUBURN ON TV

DATE	OPPONENT	SCORE	W-L	SITE	NETWORK
4/20/07	ALABAMA	12-5	W	AUBURN	CSS
4/21/07	ALABAMA	6-3	W	AUBURN	FSN
4/22/07	ALABAMA	4-12	L	AUBURN	CSS
5/5/07	Mississippi State	6-11	L	Starkville, Miss.	CSS
5/17/07	Kentucky	18-7	W	Lexington, Ky.	FSN
5/19/07	Kentucky	7-8	L	Lexington, Ky.	FSN
3/1/08	Florida State	3-4	L	Tallahassee, Fla.	SUN
3/16/08	Florida	2-6	L	Gainesville, Fla.	SUN/FSN
3/29/08	TENNESSEE	4-8 [11]	L	AUBURN	CSS
4/13/08	SOUTH CAROLINA	6-7	L	AUBURN	CSS
4/19/08	Vanderbilt	2-8	L	Nashville, Tenn.	CSS
4/26/08	Alabama	4-5	L	Tuscaloosa, Ala.	FSN
4/27/08	Alabama	7-17	L	Tuscaloosa, Ala.	CSS
5/15/08	LSU	4-6	L	AUBURN	CSS
5/16/08	LSU	5-15	L	AUBURN	CSS
4/18/09	South Carolina	6-4	W	Columbia, S.C.	SS
4/24/09	LSU	3-7	L	Baton Rouge, La.	CSS
4/26/09	LSU	6-7	L	Baton Rouge, La.	CSS
5/2/09	OLE MISS	2-8	L	AUBURN	CSS
5/3/09	OLE MISS	4-11	L	AUBURN	CSS
5/9/09	Kentucky	3-6	L	Lexington, Ky.	BBSN
5/10/09	Kentucky	7-5	W	Lexington, Ky.	BBSN
5/14/09	ALABAMA	3-2 [10]	W	AUBURN	CSS
5/16/09	ALABAMA	3-13	L	AUBURN	FSN
3/27/10	SOUTH CAROLINA	0-2	L	AUBURN	CSS
4/2/10	Alabama	5-10	L	Tuscaloosa, Ala.	CSS
4/9/10	LSU	10-14	L	AUBURN	CSS
4/10/10	LSU	11-7	W	AUBURN	SPSO
4/18/10	Vanderbilt	2-3	L	Nashville, Tenn.	ESPN
4/30/10	Arkansas	4-9	L	Fayetteville, Ark.	CST
5/2/10	Arkansas	13-2	W	Fayetteville, Ark.	CST
5/26/10	Alabama	1-7	L	Hoover, Ala.	SPSO
5/27/10	South Carolina	3-1 [12]	W	Hoover, Ala.	SPSO
5/28/10	Ole Miss	7-10 [10]	L	Hoover, Ala.	FSN
3/15/11	Alabama	2-1	W	Montgomery, Ala.	CSS
4/2/11	VANDERBILT	2-11	L	AUBURN	CSS
4/5/11	Troy	6-14	L	Troy, Ala.	CSS
4/10/11	Kentucky	8-2	W	Lexington, Ky.	CSS
4/21/11	OLE MISS	6-3	W	AUBURN	ESPN
4/23/11	OLE MISS	9-7	W	AUBURN	CSS
4/29/11	South Carolina	1-2	L	Columbia, S.C.	SPSO
4/30/11	South Carolina	2-10	L	Columbia, S.C.	SPSO
5/1/11	South Carolina	3-7	L	Columbia, S.C.	ESPN
5/14/11	ALABAMA	8-7	W	AUBURN	CSS
5/25/11	South Carolina	3-7	L	Hoover, Ala.	CSS
5/26/11	Georgia	2-3	L	Hoover, Ala.	SPSO
3/16/12	Alabama	8-3	W	Montgomery, Ala.	CSS
4/6/12	Alabama	6-10	L	Tuscaloosa, Ala.	FSSO
4/7/12	Alabama	3-4	L	Tuscaloosa, Ala.	CSS
4/13/12	Vanderbilt	4-5	L	Nashville, Tenn.	CSS
4/21/12	SOUTH CAROLINA	3-5	L	AUBURN	SPSO
5/4/12	Georgia	2-5	L	Athens, Ga.	SPSO
5/5/12	Georgia	5-6 [11]	L	Athens, Ga.	CSS
5/10/12	Arkansas	3-2 [10]	W	Fayetteville, Ark.	ESPN
5/22/12	Florida	1-6	L	Hoover, Ala.	CSS
5/23/12	Georgia	3-2	W	Hoover, Ala.	CSS
5/24/12	South Carolina	3-5	L	Hoover, Ala.	CSS
3/16/13	VANDERBILT	1-8	L	AUBURN	SPSO
3/24/13	LSU	2-8	L	Baton Rouge, La.	CST
3/30/13	ALABAMA	0-2	L	AUBURN	CSS
4/18/13	Mississippi State	3-6	L	Starkville, Miss.	ESPN
4/19/13	Mississippi State	3-1	W	Starkville, Miss.	CSS
5/4/13	OLE MISS	8-5	W	AUBURN	SPSO
5/18/13	ARKANSAS	11-6	W	AUBURN	CST
5/21/13	Alabama	3-6	L	Hoover, Ala.	FSN
3/22/14	Tennessee	4-2	W	Knoxville, Tenn.	CSS
3/27/14	MISSOURI	3-4	L	AUBURN	ESPN
3/29/14	MISSOURI	7-3	W	AUBURN	SPSO
4/19/14	SOUTH CAROLINA-2	2-3	L	AUBURN	CBSSN
4/20/14	SOUTH CAROLINA	3-4	L	AUBURN	CSS
4/25/14	Arkansas	2-1	W	Fayetteville, Ark.	CST
5/3/14	MISSISSIPPI STATE	0-3	L	AUBURN	CSS
5/10/14	Kentucky	8-1	W	Lexington, Ky.	BBSN
5/11/14	Kentucky	5-6 [10]	L	Lexington, Ky.	BBSN
5/17/14	LSU	1-8	L	AUBURN	SPSO
3/14/15	Texas A&M	4-10	L	College Station, Texas	SECN
3/21/15	VANDERBILT-2	6-7 [10]	L	AUBURN	ESPN
4/4/15	ARKANSAS	3-2	W	AUBURN	SECN
4/23/15	GEORGIA	5-1	W	AUBURN	SECN
4/24/15	GEORGIA	4-1	W	AUBURN	SECN
4/29/15	KENNESAW STATE	6-0	W	AUBURN	SECN
5/2/15	South Carolina	6-2	W	Columbia, S.C.	SECN
5/3/15	South Carolina	3-0	W	Columbia, S.C.	ESPN
5/30/15	Mercer	1-0	W	Tallahassee, Fla.	SECN

DATE	OPPONENT	SCORE	W-L	SITE	NETWORK
3/5/16	Michigan State	0-3	L	Pensacola, Fla.	COX
3/29/16	Alabama	10-1	W	Montgomery, Ala.	SECN
4/7/16	Missouri	11-9	W	Columbia, Mo.	ESPN
4/14/16	TENNESSEE	4-13	L	AUBURN	SECN
4/15/16	TENNESSEE	2-0	W	AUBURN	SECN
4/23/16	Ole Miss	4-7	L	Oxford, Miss.	SECN
4/24/16	Ole Miss	5-6	L	Oxford, Miss.	SECN
4/30/16	KENTUCKY	10-6	W	AUBURN	SECN
5/7/16	Alabama	3-4 [11]	L	Tuscaloosa, Ala.	SECN
5/8/16	Alabama	8-1	W	Tuscaloosa, Ala.	SECN
5/14/16	MISSISSIPPI STATE	6-16	L	AUBURN	SECN
3/28/17	Alabama	4-3	W	Montgomery, Ala.	ESPN
4/1/17	SOUTH CAROLINA	0-7	L	AUBURN	ESPN
4/13/17	Tennessee	3-2	W	Knoxville, Tenn.	SECN
4/23/17	ARKANSAS	11-6	W	AUBURN	SECN
4/29/17	Mississippi State-2	5-3	W	Starkville, Miss.	SECN
5/7/17	ALABAMA	9-11	L	AUBURN	SECN
5/11/17	LSU	0-4	L	Baton Rouge, La.	ESPN2
5/13/17	LSU	1-9	L	Baton Rouge, La.	SECN
5/23/17	Ole Miss	5-4	W	Hoover, Ala.	SECN
5/24/17	Florida	4-5	L	Hoover, Ala.	SECN
5/25/17	Arkansas	0-12	L	Hoover, Ala.	SECN
3/16/18	TEXAS A&M	4-1	W	AUBURN	SECN
3/31/18	MISSOURI	1-2	L	AUBURN	SECN
4/01/18	MISSOURI	0-5	L	AUBURN	SECN
4/08/18	Arkansas	4-5	L	Fayetteville, Ark.	SECN
4/13/18	MISSISSIPPI STATE	2-1	W	AUBURN	SECN
4/21/18	Alabama-2	20-5	W	Tuscaloosa, Ala.	SECN
4/26/18	Florida	1-3	L	Gainesville, Fla.	ESPN
5/10/18	Ole Miss	4-5	L	Oxford, Miss.	ESPN
5/18/18	LSU	2-6	L	AUBURN	ESPN
5/19/18	LSU	14-5	W	AUBURN	SECN
5/22/18	Kentucky	4-3 [11]	W	Hoover, Ala.	SECN
5/23/18	Ole Miss	9-3	W	Hoover, Ala.	SECN
5/24/18	Texas A&M	2-4	L	Hoover, Ala.	SECN
5/25/18	Ole Miss	0-7	L	Hoover, Ala.	SECN
6/09/18	Florida	2-8	L	Gainesville, Fla.	ESPN
6/10/18	Florida	3-2	W	Gainesville, Fla.	ESPN
6/11/18	Florida	2-3 [11]	L	Gainesville, Fla.	ESPN
3/16/19	TENNESSEE	5-2	W	AUBURN	SECN
3/26/19	Alabama	3-6	L	Montgomery, Ala.	SECN
3/30/19	South Carolina	0-4	L	Columbia, S.C.	SECN
3/31/19	South Carolina	7-5	W	Columbia, S.C.	SECN
4/25/19	Vanderbilt	6-12	L	Nashville, Tenn.	ESPN
4/26/19	Vanderbilt	2-5	L	Nashville, Tenn.	SECN
5/4/19	ALABAMA	6-7	L	AUBURN	SECN
5/5/19	ALABAMA	17-7	W	AUBURN	SECN
5/21/19	Tennessee	5-3	W	Hoover, Ala.	SECN
5/22/19	Vanderbilt	1-11 [8]	L	Hoover, Ala.	SECN
5/23/19	LSU	3-4	L	Hoover, Ala.	SECN
5/31/19	Coastal Carolina	16-7	W	Atlanta, Ga.	ESPN
6/1/19	Georgia Tech	6-5	W	Atlanta, Ga.	SECN
6/8/19	North Carolina	11-7	W	Chapel Hill, N.C.	ESPN2
6/9/19	North Carolina	0-2	L	Chapel Hill, N.C.	ESPN
6/10/19	North Carolina	14-7	W	Chapel Hill, N.C.	ESPN2
6/16/19	Mississippi State	4-5	L	Omaha, Neb.	ESPN2
6/19/19	Louisville	3-5	L	Omaha, Neb.	ESPN
3/10/20	GEORGIA TECH	2-6	L	AUBURN	SECN
3/13/21	LITTLE ROCK	6-0	W	AUBURN	SECN
3/27/21	KENTUCKY-2	4-6	L	AUBURN	SECN
4/11/21	MISSISSIPPI STATE	10-19	L	AUBURN	SECN
4/13/21	Georgia Tech	7-3	W	Atlanta, Ga.	ACCN
4/15/21	Alabama	7-8 [10]	L	Tuscaloosa, Ala.	SECN
4/29/21	Georgia	0-4	L	Athens, Ga.	SECN
5/1/21	Georgia	9-7	W	Athens, Ga.	SECN
5/6/21	LSU	3-8	L	AUBURN	ESPN
5/7/21	LSU	6-9	L	AUBURN	SECN
5/25/21	Ole Miss	4-7	L	Hoover, Ala.	SECN
3/17/22	OLE MISS	6-13	L	AUBURN	SECN
3/31/22	LSU	6-5	W	Baton Rouge, La.	SECN
4/14/22	Mississippi State	6-7	L	Starkville, Miss.	SECN
4/29/22	Tennessee	4-17	L	Knoxville, Tenn.	SECN
4/30/22	Tennessee	8-6	W	Knoxville, Tenn.	SECN
5/7/22	ARKANSAS	5-3	W	AUBURN	SECN
5/13/22	ALABAMA	3-2	W	AUBURN	SECN
5/25/22	Kentucky	1-3	L	Hoover, Ala.	SECN
6/4/22	FLORIDA STATE	21-7	W	AUBURN	ESPN2
6/11/22	Oregon State	7-5	W	Corvallis, Ore.	ESPN2
6/12/22	Oregon State	3-4	L	Corvallis, Ore.	ESPN2
6/13/22	Oregon State	4-3	W	Corvallis, Ore.	ESPN2
6/18/22	Ole Miss	1-5	L	Omaha, Neb.	ESPN2
6/20/22	Stanford	6-2	W	Omaha, Neb.	ESPN
6/21/22	Arkansas	1-11	L	Omaha, Neb.	ESPN



SERIES RECORDS

Table with columns: Opponent, Overall, Home, Away, Neutral, First, Last. Lists series records for opponents from Alabama to Miami (Fla.).

Table with columns: Opponent, Overall, Home, Away, Neutral, First, Last. Lists series records for opponents from Auburn (Ohio) to Yale.

\* Home, Away, and Neutral Records do not include unknown sites. 2023 Opponents in Bold







# RESULTS VS. OPPONENTS

## ACME (AU leads, 1-0)

YEAR	RESULT	LOCATION	DATE
1943	W, 4-2	Acme	5/6

## ALABAMA (AU trails, 165-137)

YEAR	RESULT	LOCATION	DATE
1896	W, 12-9	Auburn, Ala.	5/15
1896	W, 14-8	Auburn, Ala.	5/15
1897	PPD	Tuscaloosa, Ala.	5/7
1897	PPD	Tuscaloosa, Ala.	5/8
1899	W, 10-4	Tuscaloosa, Ala.	5/11
1899	L, 5-6	Tuscaloosa, Ala.	5/12
1899	W, 7-5	Tuscaloosa, Ala.	5/13
1900	W, 10-4	Montgomery, Ala.	4/27
1900	L, 5-9	Montgomery, Ala.	4/28
1900	L, 4-5	Montgomery, Ala.	4/28
1901	L, 1-5	Tuscaloosa, Ala.	4/26
1901	L, 1-9	Tuscaloosa, Ala.	4/27
1901	L, 2-5	Tuscaloosa, Ala.	4/27
1902	L, 2-18	Selma, Ala.	4/11
1902	L, 0-11	Selma, Ala.	4/12
1902	L, 0-11	Selma, Ala.	4/12
1903	W, 6-5	Selma, Ala.	5/1
1903	L, 3-10	Selma, Ala.	5/2
1903	L, 0-3	Selma, Ala.	5/2
1904	L, 4-6	Tuscaloosa, Ala.	4/14
1904	L, 1-8	Tuscaloosa, Ala.	4/15
1904	W, 5-4	Tuscaloosa, Ala.	4/16
1905	L, 2-3	Auburn, Ala.	4/13
1905	W, 4-3	Auburn, Ala.	4/14
1905	W, 6-5	Auburn, Ala.	4/15
1906	W, 14-0	Tuscaloosa, Ala.	4/20
1906	W, 7-4	Tuscaloosa, Ala.	4/21
1907	L, 1-2	Auburn, Ala.	4/25
1907	W, 12-4	Auburn, Ala.	4/26
1907	L, 5-8	Auburn, Ala.	4/27
1908	L, 1-3	Tuscaloosa, Ala.	4/23
1908	L, 1-9	Tuscaloosa, Ala.	4/25
1908	L, 0-1	Tuscaloosa, Ala.	4/25
1949	L, 3-4	Tuscaloosa, Ala.	5/13
1949	L, 7-20	Tuscaloosa, Ala.	5/14
1949	L, 3-12	Auburn, Ala.	5/20
1949	L, 0-4	Auburn, Ala.	5/21
1950	L, 1-17	Auburn, Ala.	5/3
1950	L, 0-17	Auburn, Ala.	5/4
1950	L, 7-9	Tuscaloosa, Ala.	5/13
1951	L, 4-5	Tuscaloosa, Ala.	4/18
1951	L, 5-6	Auburn, Ala.	4/30
1951	W, 2-0	Auburn, Ala.	5/1
1952	L, 1-5	Auburn, Ala.	4/21
1952	W, 8-4	Auburn, Ala.	4/22
1952	W, 14-6	Tuscaloosa, Ala.	4/25
1952	W, 10-8 (10)	Tuscaloosa, Ala.	4/26
1953	L, 1-7	Auburn, Ala.	4/3
1953	L, 0-6	Auburn, Ala.	4/4
1953	W, 9-4	Tuscaloosa, Ala.	5/8
1953	L, 4-7	Tuscaloosa, Ala.	5/9
1954	W, 4-1	Auburn, Ala.	4/2
1954	W, 2-1	Auburn, Ala.	4/3
1954	L, 2-5	Tuscaloosa, Ala.	5/4
1954	L, 1-4	Tuscaloosa, Ala.	5/4
1955	L, 1-3	Tuscaloosa, Ala.	5/2
1955	L, 2-10	Tuscaloosa, Ala.	5/3
1955	L, 6-14	Auburn, Ala.	5/6
1955	L, 6-9	Auburn, Ala.	5/7
1956	L, 11-13	Auburn, Ala.	4/16
1956	L, 11-13	Auburn, Ala.	4/17
1956	L, 1-6	Tuscaloosa, Ala.	1-6
1956	L, 2-4	Tuscaloosa, Ala.	2-4
1957	W, 11-8	Tuscaloosa, Ala.	4/30
1957	L, 4-8	Tuscaloosa, Ala.	5/4
1957	L, 6-16	Auburn, Ala.	5/6
1957	L, 7-10	Auburn, Ala.	5/7
1958	L, 5-7	Tuscaloosa, Ala.	4/18
1958	L, 5-7	Auburn, Ala.	4/22
1958	W, 9-3	Auburn, Ala.	4/25
1958	W, 3-2 (14)	Tuscaloosa, Ala.	5/14
1958	W, 5-4	Tuscaloosa, Ala.	5/15
1959	W, 8-6	Auburn, Ala.	4/6
1959	W, 8-6	Tuscaloosa, Ala.	5/4
1960	W, 11-10	Auburn, Ala.	4/5
1962	L, 6-7 (10)	Tuscaloosa, Ala.	5/2
1962	L, 5-11	Auburn, Ala.	5/7
1967	L, 0-3	Auburn, Ala.	3/28
1967	W, 7-6	Tuscaloosa, Ala.	4/25
1968	L, 1-2	Tuscaloosa, Ala.	4/2
1968	L, 2-9	Auburn, Ala.	4/30
1969	L, 1-2	Tuscaloosa, Ala.	4/15
1969	W, 5-1	Auburn, Ala.	5/6
1970	L, 1-8	Tuscaloosa, Ala.	4/21
1970	W, 3-2 (11)	Auburn, Ala.	5/5
1971	W, 12-8	Auburn, Ala.	4/23

1971	L, 5	Tuscaloosa, Ala.	5/4
1972	W, 3-0	Auburn, Ala.	4/4
1972	L, 6-8	Auburn, Ala.	4/4
1972	W, 8-4	Tuscaloosa, Ala.	4/25
1972	L, 1-9	Tuscaloosa, Ala.	4/25
1973	W, 3-2	Tuscaloosa, Ala.	4/3
1973	L, 3-6	Tuscaloosa, Ala.	4/3
1973	W, 6-3	Auburn, Ala.	4/24
1973	W, 7-4	Auburn, Ala.	4/24
1974	W, 4-1	Tuscaloosa, Ala.	4/9
1974	W, 2-1	Tuscaloosa, Ala.	4/9
1974	W, 6-2	Auburn, Ala.	4/16
1974	L, 0-6	Auburn, Ala.	4/16
1975	L, 0-2	Tuscaloosa, Ala.	4/8
1975	W, 12-0	Tuscaloosa, Ala.	4/8
1975	W, 4-3	Auburn, Ala.	5/6
1975	L, 2-6	Auburn, Ala.	5/6
1976	W, 4-0	Tuscaloosa, Ala.	3/8
1976	W, 5-2	Tuscaloosa, Ala.	3/8
1976	W, 11-5	Tuscaloosa, Ala.	3/9
1977	L, 5-11	Tuscaloosa, Ala.	4/9
1977	W, 5-2	Tuscaloosa, Ala.	4/9
1977	L, 5-12	Tuscaloosa, Ala.	4/10
1978	L, 5-9	Tuscaloosa, Ala.	3/4
1978	W, 5-3	Tuscaloosa, Ala.	3/5
1978	W, 3-1	Tuscaloosa, Ala.	3/5
1978	W, 13-5	Auburn, Ala.	4/8
1978	W, 11-5	Auburn, Ala.	4/8
1978	W, 12-2 (6)	Auburn, Ala.	4/9
1979	W, 10-2 (7)	Auburn, Ala.	3/31
1979	W, 3-2 (7)	Auburn, Ala.	3/31
1979	W, 9-4	Auburn, Ala.	4/1
1979	W, 11-4 (7)	Tuscaloosa, Ala.	5/5
1979	L, 1-4 (7)	Tuscaloosa, Ala.	5/5
1979	L, 3-4	Tuscaloosa, Ala.	5/6
1980	W, 1-0 (7)	Tuscaloosa, Ala.	3/28
1980	W, 3-2 (7)	Tuscaloosa, Ala.	3/29
1980	L, 3-8	Tuscaloosa, Ala.	3/30
1980	W, 5-3 (7)	Auburn, Ala.	5/3
1980	W, 8-5 (7)	Auburn, Ala.	5/4
1980	W, 5-4 (7)	Auburn, Ala.	5/4
1981	L, 1-2 (7)	Auburn, Ala.	3/28
1981	L, 0-2 (7)	Auburn, Ala.	3/28
1981	L, 3-8	Auburn, Ala.	3/29
1981	L, 3-10 (7)	Tuscaloosa, Ala.	5/2
1981	L, 5-6 (8)	Tuscaloosa, Ala.	5/2
1981	L, 3-13	Tuscaloosa, Ala.	5/3
1982	L, 7-8 (10)	Tuscaloosa, Ala.	3/27
1982	L, 5-8 (7)	Tuscaloosa, Ala.	3/28
1982	L, 10-11 (8)	Tuscaloosa, Ala.	3/28
1982	W, 8-7 (8)	Tuscaloosa, Ala.	5/2
1982	W, 8-5 (8)	Auburn, Ala.	5/1
1982	L, 9-14	Auburn, Ala.	5/2
1983	L, 3-12	Birmingham, Ala.	3/31
1983	L, 5-6	Tuscaloosa, Ala.	4/2
1983	L, 2-3	Tuscaloosa, Ala.	4/3
1983	W, 7-6	Tuscaloosa, Ala.	4/3
1983	L, 1-9	Auburn, Ala.	5/7
1983	L, 4-6	Auburn, Ala.	5/7
1983	L, 5-13	Auburn, Ala.	5/8
1984	L, 0-6 (7)	Tuscaloosa, Ala.	3/25
1984	W, 6-4 (7)	Tuscaloosa, Ala.	3/25
1984	L, 13-15	Birmingham, Ala.	4/23
1984	W, 3-2 (7)	Auburn, Ala.	4/28
1984	W, 2-1 (7)	Auburn, Ala.	4/28
1984	L, 2-6	Auburn, Ala.	4/29
1985	W, 4-2 (7)	Auburn, Ala.	3/2
1985	L, 2-4 (7)	Auburn, Ala.	3/2
1985	W, 9-7	Auburn, Ala.	3/3
1985	L, 2-3 (7)	Tuscaloosa, Ala.	4/6
1985	W, 17-8 (7)	Tuscaloosa, Ala.	4/6
1985	W, 10-6	Tuscaloosa, Ala.	4/7
1985	W, 10-6	Tuscaloosa, Ala.	5/2
1986	L, 6-12	Mobile, Ala.	4/9
1986	L, 0-7 (7)	Auburn, Ala.	4/19
1986	L, 1-3 (7)	Tuscaloosa, Ala.	4/19
1986	L, 1-5	Tuscaloosa, Ala.	4/20
1986	W, 10-1	Tuscaloosa, Ala.	4/20
1986	L, 8-13	Tuscaloosa, Ala.	4/20
1986	L, 7-8 (11)	Tuscaloosa, Ala.	4/20
1987	W, 7-2 (7)	Auburn, Ala.	4/25
1987	L, 4-9 (7)	Auburn, Ala.	4/25
1987	W, 9-4	Auburn, Ala.	4/26
1987	W, 6-0	Huntsville, Ala.	5/12
1988	W, 3-1 (11)	Huntsville, Ala.	4/12
1988	L, 2-12 (7)	Tuscaloosa, Ala.	4/23
1988	L, 6-7 (7)	Tuscaloosa, Ala.	4/24
1988	L, 1-6	Dothan, Ala.	4/27
1989	W, 21-9	Huntsville, Ala.	3/30
1989	L, 5-7 (11)	Auburn, Ala.	4/22
1989	W, 2-0 (7)	Auburn, Ala.	4/22
1989	L, 7-9	Auburn, Ala.	4/23

1989	L, 6-8	Dothan, Ala.	5/3
1990	W, 7-6	Auburn, Ala.	4/21
1990	W, 2-0 (7)	Auburn, Ala.	4/21
1990	W, 9-5	Auburn, Ala.	4/22
1990	L, 2-9	Montgomery, Ala.	4/24
1990	L, 8-11	Huntsville, Ala.	4/30
1991	W, 19-11	Tuscaloosa, Ala.	4/20
1991	W, 17-8 (7)	Tuscaloosa, Ala.	4/20
1991	L, 6-7	Tuscaloosa, Ala.	4/21
1991	W, 11-2	Montgomery, Ala.	4/23
1992	L, 1-7	Montgomery, Ala.	3/26
1992	W, 7-5	Dothan, Ala.	4/7
1992	L, 6-7	Tuscaloosa, Ala.	5/9
1992	W, 5-2 (7)	Tuscaloosa, Ala.	5/9
1992	W, 9-7	Tuscaloosa, Ala.	5/10
1993	L, 5-6	Huntsville, Ala.	3/24
1993	W, 11-3	Montgomery, Ala.	5/14
1993	L, 0-11	Auburn, Ala.	5/15
1993	W, 2-1	Auburn, Ala.	5/16
1993	W, 13-4	Baton Rouge, La.	5/20
1994	W, 8-7	Montgomery, Ala.	5/4
1994	L, 5-6	Huntsville, Ala.	5/12
1994	W, 5-4	Tuscaloosa, Ala.	5/13
1994	W, 6-3	Tuscaloosa, Ala.	5/14
1995	W, 6-1	Hoover, Ala.	3/29
1995	W, 10-8	Huntsville, Ala.	4/4
1995	L, 5-10	Montgomery, Ala.	5/12
1995	W, 3-1	Auburn, Ala.	5/13
1995	L, 4-7	Auburn, Ala.	5/14
1996	L, 0-2	Montgomery, Ala.	4/2
1996	L, 0-1	Tuscaloosa, Ala.	5/10
1996	L, 1-7	Hoover, Ala.	5/11
1996	L, 0-4	Tuscaloosa, Ala.	5/12
1997	W, 13-8	Auburn, Ala.	4/12
1997	L, 7-22	Auburn, Ala.	4/13
1997	L, 11-12 (11)	Auburn, Ala.	4/14
1998	L, 7-9	Tuscaloosa, Ala.	5/8
1998	W, 15-4 (8)	Tuscaloosa, Ala.	5/9
1998	L, 4-10	Tuscaloosa, Ala.	5/10
1998	W, 11-8	Columbus, Ga.	5/13
1998	L, 3-4	Columbus, Ga.	5/16
1998	W, 9-1	Columbus, Ga.	5/16
1999	W, 15-4	Auburn, Ala.	3/26
1999	W, 10-2	Auburn, Ala.	3/27
1999	L, 4-10	Auburn, Ala.	3/28
2000	L, 2-7	New Orleans, La.	2/20
2000	L, 2-3	Tuscaloosa, Ala.	5/5
2000	W, 6-3	Tuscaloosa, Ala.	5/6
2000	L, 4-13	Tuscaloosa, Ala.	5/7
2001	W, 5-4 (11)	Auburn, Ala.	4/20
2001	W, 7-5	Auburn, Ala.	4/21
2001	W, 10-5	Auburn, Ala.	4/22
2002	L, 6-8	Tuscaloosa, Ala.	4/26
2002	L, 5-6	Tuscaloosa, Ala.	4/27
2002	L, 0-7	Tuscaloosa, Ala.	4/28
2002	L, 3-6	Tuscaloosa, Ala.	6/1
2003	W, 10-2	Auburn, Ala.	4/4
2003	L, 2-3	Auburn, Ala.	4/5
2003	W, 7-6	Auburn, Ala.	4/6
2003	L, 5-7	Hoover, Ala.	5/23
2003	L, 3-13 (7)	Hoover, Ala.	5/24
2004	W, 8-2	Tuscaloosa, Ala.	4/16
2004	W, 7-1	Tuscaloosa, Ala.	4/17
2004	L, 0-19	Tuscaloosa, Ala.	4/18
2005	W, 8-1	Auburn, Ala.	5/20
2005	L, 6-8	Auburn, Ala.	5/21
2005	L, 9-11	Auburn, Ala.	5/22
2006	L, 5-6 (10)	Tuscaloosa, Ala.	4/28
2006	W, 7-6	Tuscaloosa, Ala.	4/29
2006	L, 1-9	Tuscaloosa, Ala.	4/30
2007	W, 12-5	Auburn, Ala.	4/20
2007	W, 6-3	Auburn, Ala.	4/21
2007	L, 4-12	Auburn, Ala.	4/22
2008	W, 5-4	Tuscaloosa, Ala.	4/25
2008	L, 4-5	Tuscaloosa, Ala.	4/26
2008	L, 7-17	Tuscaloosa, Ala.	4/27
2009	W, 8-7	Montgomery, Ala.	3/10
2009	W, 3-2 (10)	Auburn, Ala.	5/14
2009	W, 3-1	Auburn, Ala.	5/15
2009	L, 3-13 (7)	Auburn, Ala.	5/16
2010	W, 8-6	Montgomery, Ala.	3/24
2010	L, 5-10	Tuscaloosa, Ala.	4/2
2010	L, 5-6	Tuscaloosa, Ala.	4/3
2010	W, 7-1	Tuscaloosa, Ala.	4/4
2010	L, 1-7	Hoover, Ala.	5/26
2011	W, 2-1	Montgomery, Ala.	3/15
2011	W, 7-5	Auburn, Ala.	5/14
2011	W, 8-7	Auburn, Ala.	5/14
2011	L, 6-7	Auburn, Ala.	5/15
2012	W, 8-3	Montgomery, Ala.	3/6
2012	L, 6-10	Tuscaloosa, Ala.	4/6
2012	L, 3-4	Tuscaloosa, Ala.	4/7



RESULTS VS. OPPONENTS

ARIZONA (Series tied, 2-2)

Table with columns: YEAR, RESULT, LOCATION, DATE. Rows for 1993-2012.

ARIZONA ST. (AU trails, 9-3)

Table with columns: YEAR, RESULT, LOCATION, DATE. Rows for 2006-2011.

ARKANSAS (AU trails, 49-51)

Table with columns: YEAR, RESULT, LOCATION, DATE. Rows for 1992-2011.

Table with columns: YEAR, RESULT, LOCATION, DATE. Rows for 2012-2022.

ARKANSAS-PB (AU leads, 1-0)

Table with columns: YEAR, RESULT, LOCATION, DATE. Row for 2014.

ARKANSAS ST. (AU leads, 1-0)

Table with columns: YEAR, RESULT, LOCATION, DATE. Row for 2011.

ARMY (AU leads, 2-0)

Table with columns: YEAR, RESULT, LOCATION, DATE. Rows for 2005-2018.

ATLANTA BAPTIST (AU leads, 3-0)

Table with columns: YEAR, RESULT, LOCATION, DATE. Rows for 1971-1972.

AU RAMBLERS (AU leads, 1-0)

Table with columns: YEAR, RESULT, LOCATION, DATE. Row for 1934.

AUSTIN PEAY (AU leads, 5-1)

Table with columns: YEAR, RESULT, LOCATION, DATE. Rows for 1972-1982.

BAYLOR (AU trails, 0-1)

Table with columns: YEAR, RESULT, LOCATION, DATE. Row for 2021.

BELMONT (AU leads, 2-1)

Table with columns: YEAR, RESULT, LOCATION, DATE. Rows for 2012-2012.

BERRY COLLEGE (AU leads, 4-0)

Table with columns: YEAR, RESULT, LOCATION, DATE. Rows for 1989-1992.

BETHUNE-COOKMAN (AU leads, 3-1)

Table with columns: YEAR, RESULT, LOCATION, DATE. Rows for 2009-2014.

BILL WHITE'S TM (AU leads, 1-0)

Table with columns: YEAR, RESULT, LOCATION, DATE. Row for 1937.

BINGHAMTON (AU leads, 2-1)

Table with columns: YEAR, RESULT, LOCATION, DATE. Rows for 2015-2015.

B'HAM SOUTHERN (AU leads, 31-10)

Table with columns: YEAR, RESULT, LOCATION, DATE. Rows for 1919-2006.

BONA ALLEN (AU trails, 0-4)

Table with columns: YEAR, RESULT, LOCATION, DATE. Rows for 1935-1936.

BOSTON COLLEGE (AU leads, 4-3)

Table with columns: YEAR, RESULT, LOCATION, DATE. Rows for 2004-2021.

BRADLEY (AU leads, 1-0)

Table with columns: YEAR, RESULT, LOCATION, DATE. Row for 1946.

BROWN (AU leads, 7-0)

Table with columns: YEAR, RESULT, LOCATION, DATE. Rows for 2009-2013.

BRYANT (AU leads, 3-0)

Table with columns: YEAR, RESULT, LOCATION, DATE. Rows for 2018-2018.

BYU (AU leads, 3-0)

Table with columns: YEAR, RESULT, LOCATION, DATE. Rows for 2018-2018.

CALIFORNIA (AU trails, 1-0)

Table with columns: YEAR, RESULT, LOCATION, DATE. Row for 2014.

CALLAWAY MILLS (AU leads, 2-0)

Table with columns: YEAR, RESULT, LOCATION, DATE. Rows for 1940-1940.

CAMPBELL (AU leads, 5-1)

Table with columns: YEAR, RESULT, LOCATION, DATE. Rows for 1989-2001.

CAMP RUCKER (AU leads, 2-0)

Table with columns: YEAR, RESULT, LOCATION, DATE. Rows for 1954-1954.

UCF (AU leads, 7-5)

Table with columns: YEAR, RESULT, LOCATION, DATE. Rows for 1993-2020.

CENTRE COLLEGE (AU leads, 4-0)

Table with columns: YEAR, RESULT, LOCATION, DATE. Rows for 1906-1908.

CHA. SOUTHERN (AU leads, 4-0)

Table with columns: YEAR, RESULT, LOCATION, DATE. Rows for 2001-2012.

CHARLOTTE (AU leads, 5-0)

Table with columns: YEAR, RESULT, LOCATION, DATE. Rows for 1998-2000.

CHATTAHOOCHEE (AU leads, 2-0)

Table with columns: YEAR, RESULT, LOCATION, DATE. Rows for 1943-1943.

CHATTANOOGA (AU trails, 1-2)

Table with columns: YEAR, RESULT, LOCATION, DATE. Rows for 1934-1934.

CHICAGO STATE (AU leads, 3-0)

Table with columns: YEAR, RESULT, LOCATION, DATE. Rows for 2020-2020.

CINCINNATI (AU leads, 5-0)

Table with columns: YEAR, RESULT, LOCATION, DATE. Rows for 1921-2019.

CLEMSON (AU leads, 48-42-3)

Table with columns: YEAR, RESULT, LOCATION, DATE. Rows for 1901-1911.







# RESULTS VS. OPPONENTS

1911	W, 3-2	Auburn, Ala.	5/13
1912	L, 1-2	Clemson, S.C.	5/7
1912	L, 3-4	Clemson, S.C.	5/8
1912	W, 4-0	Clemson, S.C.	5/9
1913	W, 10-3	Auburn, Ala.	5/8
1913	L, 4-18	Auburn, Ala.	5/9
1913	L, 3-5	Auburn, Ala.	5/10
1914	W, 5-4	Clemson, S.C.	5/14
1914	L, 5-13	Clemson, S.C.	5/15
1914	W, 6-2	Clemson, S.C.	5/16
1915	W, 10-3	Atlanta, Ga.	5/8
1915	W, 3-1 (7)	Auburn, Ala.	5/8
1915	W, 2-0 (7)	Auburn, Ala.	5/8
1916	L, 4-5	Clemson, S.C.	5/5
1916	W, 9-1	Clemson, S.C.	5/6
1916	W, 3-1	Clemson, S.C.	5/6
1917	W, 7-0	Auburn, Ala.	5/4
1917	W, 8-3	Auburn, Ala.	5/5
1917	L, 4-7	Auburn, Ala.	5/5
1920	W, 10-0	Clemson, S.C.	4/5
1920	W, 15-2	Clemson, S.C.	4/6
1921	W, 12-1	Auburn, Ala.	4/8
1921	W, 12-1	Auburn, Ala.	4/9
1925	L, 5-7	Clemson, S.C.	5/4
1926	W, 10-7	Auburn, Ala.	4/6
1926	W, 7-0	Auburn, Ala.	4/7
1927	W, 11-5	Clemson, S.C.	4/20
1927	W, 6-2	Auburn, Ala.	5/4
1927	T, 3-3 (6)	Auburn, Ala.	5/5
1928	W, 6-2	Auburn, Ala.	4/2
1928	T, 6-6	Auburn, Ala.	4/3
1928	W, 11-3	Clemson, S.C.	5/2
1928	W, 9-6 (6)	Clemson, S.C.	5/3
1928	L, 5-6	Clemson, S.C.	5/4
1929	T, 6-6	Auburn, Ala.	4/15
1929	L, 3-4	Auburn, Ala.	4/16
1930	W, 4-3	Clemson, S.C.	5/5
1930	W, 14-10 (10)	Clemson, S.C.	5/6
1947	L, 3-8	Clemson, S.C.	6/7
1967	L, 2-3	Gastonia, N.C.	6/5
1967	W, 6-5	Gastonia, N.C.	6/5
1975	L, 4-5	Auburn, Ala.	3/19
1975	L, 4-6	Auburn, Ala.	3/19
1976	L, 4-9	Omaha, Neb.	6/11
1979	W, 4-2	Auburn, Ala.	3/10
1979	W, 10-1	Auburn, Ala.	3/11
1982	W, 7-6 (11)	Auburn, Ala.	5/8
1982	L, 10-22	Auburn, Ala.	5/8
1982	W, 9-0 (12)	Auburn, Ala.	5/9
1986	W, 5-1	Auburn, Ala.	3/21
1986	W, 5-2	Auburn, Ala.	3/22
1986	W, 9-8	Auburn, Ala.	3/22
1986	L, 11-14	Auburn, Ala.	3/23
1987	L, 5-18	Clemson, S.C.	3/25
1987	W, 5-4	Clemson, S.C.	3/25
1987	L, 2-3	Clemson, S.C.	3/26
1987	L, 2-6	Huntsville, Ala.	5/23
1988	L, 1-8	Auburn, Ala.	2/20
1988	W, 5-2	Auburn, Ala.	2/21
1989	L, 2-4	Clemson, S.C.	2/25
1989	W, 7-6	Clemson, S.C.	2/26
1989	W, 14-7	Tallahassee, Fla.	5/26
1989	L, 1-11	Tallahassee, Fla.	5/27
1990	L, 3-6	Auburn, Ala.	2/24
1990	L, 0-6	Auburn, Ala.	2/25
1991	L, 4-6	Clemson, S.C.	2/23
1991	L, 3-7	Clemson, S.C.	2/24
1992	L, 3-4	Auburn, Ala.	2/29
1992	L, 3-9	Auburn, Ala.	3/1
1993	L, 6-9	Clemson, S.C.	2/20
1994	W, 11-5	Clemson, S.C.	5/28
1998	L, 4-9	Kissimmee, Fla.	2/8
2002	L, 4-7	Clemson, S.C.	2/22
2002	L, 5-8	Clemson, S.C.	2/23
2002	L, 5-6	Clemson, S.C.	2/24
2003	W, 8-1	Auburn, Ala.	2/22
2003	L, 8-11	Auburn, Ala.	2/22
2003	W, 7-3	Auburn, Ala.	2/23
2003	W, 15-0	Auburn, Ala.	5/31
2004	L, 9-14	Clemson, S.C.	3/12
2004	W, 5-4	Clemson, S.C.	3/13
2004	W, 9-6	Clemson, S.C.	3/14
2005	W, 6-5	Auburn, Ala.	3/4
2005	W, 8-4	Auburn, Ala.	3/5
2005	L, 3-14	Auburn, Ala.	3/6
2010	L, 2-5	Auburn, Ala.	6/5
2010	W, 11-10	Auburn, Ala.	6/6
2010	L, 7-13	Auburn, Ala.	6/7

**CLEVELAND ST. (AU leads, 4-0)**

Year	Result	Location	Date
1973	W, 13-2	Auburn, Ala.	3/21

1973	W, 6-0	Auburn, Ala.	3/22
1974	W, 5-0	Auburn, Ala.	3/23
1974	W, 5-1	Auburn, Ala.	3/23

**COASTAL CAROLINA (AU leads, 1-0)**

Year	Result	Location	Date
2019	W, 16-7	Atlanta, Ga.	5/31

**COLL. OF CHARLESTON (tied, 2-2)**

Year	Result	Location	Date
2011	W, 7-4	Charleston, S.C.	3/5
2013	W, 5-1	Auburn, Ala.	2/23
2015	L, 6-7 (11)	Tallahassee, Fla.	5/29
2015	L, 2-3	Tallahassee, Fla.	5/31

**COLUMBUS ST. (AU leads, 27-7)**

Year	Result	Location	Date
1974	W, 5-2	Auburn, Ala.	3/22
1974	W, 10-4	Auburn, Ala.	3/22
1975	W, 16-1	Auburn, Ala.	3/25
1975	W, 9-6	Auburn, Ala.	3/25
1977	L, 5-7	Auburn, Ala.	4/27
1977	W, 15-3	Columbus, Ga.	5/2
1978	W, 6-5	Auburn, Ala.	4/25
1978	W, 14-4	Columbus, Ga.	5/4
1979	W, 11-4	Auburn, Ala.	4/9
1979	L, 3-6	Columbus, Ga.	5/1
1980	L, 4-5	Columbus, Ga.	2/28
1980	W, 9-4	Auburn, Ala.	3/11
1980	W, 6-5 (10)	Auburn, Ala.	4/10
1980	L, 5-7	Columbus, Ga.	4/15
1981	W, 5-1	Columbus, Ga.	3/3
1981	W, 7-6	Auburn, Ala.	5/9
1982	W, 9-7	Auburn, Ala.	4/1
1982	W, 20-2	Columbus, Ga.	4/15
1983	L, 7-8 (12)	Columbus, Ga.	3/5
1983	W, 6-4	Auburn, Ala.	4/10
1984	W, 14-3	Columbus, Ga.	4/4
1984	W, 5-2	Auburn, Ala.	5/2
1985	L, 2-7	Columbus, Ga.	3/20
1985	W, 2-1	Auburn, Ala.	4/30
1986	L, 3-7	Columbus, Ga.	3/28
1987	W, 9-8	Auburn, Ala.	4/1
1989	W, 7-0	Auburn, Ala.	4/16
1991	W, 11-2	Auburn, Ala.	3/31
1992	W, 4-2	Auburn, Ala.	4/7
1993	W, 5-3	Auburn, Ala.	3/30
1994	W, 7-2	Auburn, Ala.	4/12
1995	W, 9-4	Auburn, Ala.	5/7
1996	W, 9-8	Auburn, Ala.	5/6
1997	W, 9-2	Auburn, Ala.	5/6

**CONNECTICUT (AU leads, 1-0)**

Year	Result	Location	Date
2014	W, 7-3	Port Charlotte, Fla.	2/16

**COPPIN ST. (AU leads, 2-0)**

Year	Result	Location	Date
2014	W, 10-0	Auburn, Ala.	3/18
2014	W, 13-2	Auburn, Ala.	3/19

**CORNELL (AU leads, 1-0)**

Year	Result	Location	Date
1991	W, 6-1	Auburn, Ala.	3/19

**CUMBERLAND (AU leads, 7-1)**

Year	Result	Location	Date
1906	W, 5-4	Auburn, Ala.	3/26
1906	W, 9-3	Auburn, Ala.	3/27
1906	PPD	Auburn, Ala.	3/28
1909	W, 5-0	Auburn, Ala.	5/11
1909	W, 17-3	Auburn, Ala.	5/12
1909	W, 7-3	Auburn, Ala.	5/13
1914	W	Auburn, Ala.	5/7
1914	W, 7-2	Auburn, Ala.	5/8
1986	L, 2-4	Auburn, Ala.	3/5

**DAYTONA BEACH (AU leads, 1-0)**

Year	Result	Location	Date
1940	W, 9-1	Auburn, Ala.	4/1

**DAVIDSON (AU leads, 15-0)**

Year	Result	Location	Date
1997	W, 14-3	Auburn, Ala.	3/5
1998	W, 20-7	Auburn, Ala.	3/3
1998	W, 12-0	Auburn, Ala.	3/4
1999	W, 16-0 (7)	Auburn, Ala.	3/2
1999	W, 16-2 (7)	Auburn, Ala.	3/3
2000	W, 10-5	Auburn, Ala.	3/7
2001	W, 16-3	Auburn, Ala.	3/7
2006	W, 8-6	Auburn, Ala.	2/28
2007	W, 10-4	Auburn, Ala.	3/6

2008	W, 10-2	Auburn, Ala.	3/4
2008	W, 8-7	Auburn, Ala.	3/5
2009	W, 7-2	Auburn, Ala.	3/3
2009	W, 14-2	Auburn, Ala.	3/4
2010	W, 7-6	Auburn, Ala.	3/3
2010	W, 7-6	Auburn, Ala.	3/3

**DOTHAN (AU leads, 1-0)**

Year	Result	Location	Date
1941	W, 5-0	Auburn, Ala.	4/23

**DUKE (AU trails, 1-2)**

Year	Result	Location	Date
1923	W, 5-3	Auburn, Ala.	4/6
1923	L, 7-10	Montgomery, Ala.	4/7
1924	L, 2-4	Auburn, Ala.	4/21

**DUQUESNE (AU leads, 3-0)**

Year	Result	Location	Date
1997	W, 11-2	Auburn, Ala.	3/1
1997	W, 11-0	Auburn, Ala.	3/2
1997	W, 11-5	Auburn, Ala.	3/3

**EAST CAROLINA (Series tied, 1-1)**

Year	Result	Location	Date
1990	L, 4-5 (7)	Auburn, Ala.	3/3
1990	W, 9-6 (7)	Auburn, Ala.	3/3

**EASTERN ILLINOIS (AU leads, 2-1)**

Year	Result	Location	Date
2013	L, 10-11	Auburn, Ala.	3/1
2013	W, 14-7	Auburn, Ala.	3/2
2013	W, 8-2	Auburn, Ala.	3/3

**EASTERN KY. (AU trails, 1-0)**

Year	Result	Location	Date
1991	L, 1-2	Macon, Ga.	3/1

**EASTERN MICH. (AU leads, 3-0)**

Year	Result	Location	Date
1995	W, 19-3	Auburn, Ala.	3/17
1995	W, 11-4	Auburn, Ala.	3/18
1995	W, 7-4	Auburn, Ala.	3/19

**E. TENNESSEE ST. (AU leads, 4-2)**

Year	Result	Location	Date
1994	L, 7-9	Auburn, Ala.	4/11
2008	W, 6-3	Auburn, Ala.	2/22
2008	W, 12-1	Auburn, Ala.	2/23
2008	W, 12-4	Auburn, Ala.	2/24
2008	W, 12-2	Auburn, Ala.	2/25
2014	L, 2-3 (10)	Auburn, Ala.	2/23

**ELON (AU leads, 6-5)**

Year	Result	Location	Date
2003	W, 11-1	Auburn, Ala.	2/28
2003	W, 3-1	Auburn, Ala.	3/1
2003	W, 7-1	Auburn, Ala.	3/2
2005	W, 8-7 (12)	Auburn, Ala.	2/25
2005	L, 4-6	Auburn, Ala.	2/26
2006	L, 2-10	Auburn, Ala.	2/24
2006	L, 2-3	Auburn, Ala.	2/26
2006	W, 13-3	Auburn, Ala.	2/26
2009	W, 5-3	Auburn, Ala.	2/20
2009	L, 6-11	Auburn, Ala.	2/21
2009	L, 8-9	Auburn, Ala.	2/22

**FAIRFAX MILLS (AU leads, 1-0)**

Year	Result	Location	Date
1937	W, 5-3	Auburn, Ala.	5/11

**FAIRFIELD (Series tied, 1-1)**

Year	Result	Location	Date
1978	L, 1-3	Auburn, Ala.	3/27
1979	W, 21-6	Auburn, Ala.	3/21

**FAULKNER (AU leads, 4-2)**

Year	Result	Location	Date
1983	W, 13-6	Auburn, Ala.	3/22
1983	W, 19-14	Montgomery, Ala.	4/13
1983	L, 5-7	Auburn, Ala.	5/5
1984	L, 6-9	Auburn, Ala.	4/2
1984	W, 11-7	Montgomery, Ala.	4/5
1985	W, 9-2	Auburn, Ala.	4/19

**FERRIS ST. (AU leads, 2-0)**

Year	Result	Location	Date
1987	W, 6-5 (7)	Auburn, Ala.	3/3
1987	W, 9-7 (7)	Auburn, Ala.	3/3

**FLORIDA (AU leads, 134-119-2)**

Year	Result	Location	Date
1913	W, 3-2	Gainesville, Fla.	4/10
1913	W, 8-5	Gainesville, Fla.	4/11
1913	W, 4-2	Gainesville, Fla.	4/12
1914	W, 8-1	Gainesville, Fla.	4/9
1914	W, 4-3	Gainesville, Fla.	4/10
1914	L, 3-5	Gainesville, Fla.	4/11
1915	W, 8-2	Tallahassee, Fla.	4/23
1915	W, 7-2	Tallahassee, Fla.	4/24
1915	T, 5-5	Tallahassee, Fla.	4/24
1916	W, 7-0	Auburn, Ala.	5/12
1916	W, 14-3	Auburn, Ala.	5/13
1916	W, 7-1	Auburn, Ala.	5/13
1920	W, 7-2	Tallahassee, Fla.	5/4
1920	W, 1-0	Tallahassee, Fla.	5/5
1920	T, 1-1	Tallahassee, Fla.	5/5
1924	W, 10-3	Gainesville, Fla.	4/18
1924	L, 3-4	Gainesville, Fla.	4/19
1926	W, 2-1	Gainesville, Fla.	4/27
1926	W, 4-3	Gainesville, Fla.	4/28
1927	W, 2-1	Auburn, Ala.	4/4
1927	L, 0-1	Auburn, Ala.	4/5
1927	L, 8-9	Gainesville, Fla.	4/25
1927	L, 3-4	Gainesville, Fla.	4/26
1927	W, 5-0	Gainesville, Fla.	4/27
1928	W, 4-1	Auburn, Ala.	4/11
1928	W, 10-5	Auburn, Ala.	4/12
1928			



RESULTS VS. OPPONENTS

Table of baseball game results from 1955 to 1990, listing date, score, and opponent.

Table of baseball game results from 1991 to 2021, listing date, score, and opponent.

Table of baseball game results from 1983 to 1984, listing date, score, and opponent.

Table of baseball game results from 1980 to 2022, listing date, score, and opponent.

FLA. SOUTHERN (AU leads, 2-0)

Table with columns: Year, Result, Location, Date. Rows: 1950 W, 16-1; 1956 W, 10-7.

FLORIDA ST. (AU trails, 75-45)

Table with columns: Year, Result, Location, Date. Rows: 1904 W, 6-3; 1954 W, 7-2; 1957 L, 2-8; 1957 L, 5-10; 1957 W, 10-9; 1957 L, 4-10; 1957 L, 4-3; 1958 W, 10-7; 1958 L, 1-5; 1958 L, 2-4; 1959 L, 4-8; 1959 L, 3-11; 1959 W, 4-3; 1959 W, 8-6; 1960 W, 10-4; 1960 L, 8-22; 1960 L, 4-11; 1960 W, 8-3; 1960 W, 6-5; 1961 L, 1-10; 1961 L, 9-10; 1961 W, 15-5; 1962 W, 12-7; 1962 W, 10-2; 1962 W, 7-6; 1962 W, 5-3; 1963 L, 1-12; 1963 L, 3-8; 1963 L, 1-5; 1963 L, 7-9; 1963 L, 3-4; 1964 W, 5-3; 1964 W, 4-2; 1964 W, 19-5; 1965 L, 1-6; 1965 L, 0-12; 1966 L, 3-6; 1966 W, 7-2; 1966 W, 6-2; 1967 W, 12-7; 1967 L, 0-1; 1967 W, 5-2; 1967 L, 3-9; 1967 W, 13-3; 1968 L, 1-2; 1968 L, 3-7; 1968 L, 2-3; 1968 W, 18-1; 1969 W, 10-7; 1969 L, 1-6; 1969 W, 7-4; 1969 L, 3-6; 1970 L, 4-10; 1970 W, 5-3; 1970 L, 0-5; 1970 L, 6-7; 1971 L, 8-13; 1971 W, 11-8; 1971 L, 4-9; 1971 L, 5-6; 1972 W, 9-3; 1972 L, 13-16; 1972 W, 9-3; 1972 L, 4-7; 1973 W, 4-2; 1973 W, 4-2; 1973 L, 2-4; 1973 L, 4-8; 1974 L, 1-11; 1974 W, 6-3; 1974 W, 5-4; 1974 W, 7-1; 1975 L, 1-3; 1975 L, 0-4; 1975 W, 4-3; 1975 L, 0-4; 1975 W, 4-3; 1976 W, 2-1; 1980 L, 7-21; 1980 L, 0-2; 1980 L, 5-9.

FT. BENNING (AU leads, 26-13)

Table with columns: Year, Result, Location, Date. Rows: 1921 W, 4-1; 1921 W, 4-1; 1922 W, 1-0; 1922 L, 3-10; 1922 W, 9-4; 1922 L, 4-8; 1923 W, 7-6; 1923 L, 2-8; 1923 W, 1-0; 1923 L, 0-6; 1925 L, 4-9; 1925 L, 6-17; 1925 L, 5-7; 1925 W, 9-7; 1926 W, 3-2; 1926 W, 14-12; 1926 W, 11-4; 1926 W, 5-1; 1928 W, 7-0; 1928 W, 11-0; 1928 L, 11-12; 1930 W, 5-4; 1930 W, 9-3; 1931 W, 12-1; 1933 W, 10-5; 1934 W; 1939 W, 6-1; 1940 L, 0-5; 1940 W, 3-2; 1941 L, 7-10; 1941 L, 3-8; 1942 L, 3-7; 1942 W, 9-7; 1942 W, 20-0; 1943 W, 12-4; 1943 W, 15-2; 1946 L, 7-11; 1948 W, 14-11; 1955 W, 8-4.

FURMAN (AU leads, 6-2)

Table with columns: Year, Result, Location, Date. Rows: 1920 L, 0-1; 1920 W, 2-0; 1921 W, 8-4; 1921 W, 19-4; 1925 L, 2-4; 2000 W, 19-7 (7); 2000 W, 22-4 (7).







# RESULTS VS. OPPONENTS

2000 W, 10-4 Auburn, Ala. 2/13

## GADSDEN (AU leads, 1-0)

YEAR	RESULT	LOCATION	DATE
1940	W, 6-5	Godsden, Ala.	4/17

## GEORGE WASH. (AU leads, 3-1)

Year	Result	Location	Date
2017	W, 9-0	Auburn, Ala.	2/17
2017	W, 2-0	Auburn, Ala.	2/18
2017	L, 5-9	Auburn, Ala.	2/18
2017	W, 4-3	Auburn, Ala.	2/19

## GEORGIA (AU leads, 181-169-4)

Year	Result	Location	Date
1896	L, 1-16	Athens, Ga.	5/16
1897	L, 2-20	Athens, Ga.	4/24
1901	W, 7-2	Athens, Ga.	5/7
1902	L, 0-10	Atlanta, Ga.	4/25
1903	L, 2-8	Atlanta, Ga.	4/21
1904	L, 3-8	Athens, Ga.	4/25
1904	L, 3-5	Auburn, Ala.	4/29
1904	L, 0-5	Auburn, Ala.	4/29
1905	W, 2-0	Auburn, Ala.	4/27
1905	PPD	Auburn, Ala.	4/28
1907	L	Athens, Ga.	5/2
1907	W	Athens, Ga.	5/3
1907	W	Athens, Ga.	5/4
1909	L, 2-3	Athens, Ga.	4/9
1909	W, 7-3	Athens, Ga.	4/10
1909	L, 2-7	Athens, Ga.	4/10
1909	T, 6-6	Auburn, Ala.	4/16
1909	W, 10-1	Auburn, Ala.	4/17
1909	W, 7-2	Auburn, Ala.	4/17
1910	W, 5-0	Athens, Ga.	4/8
1910	W, 4-2	Athens, Ga.	4/9
1910	L, 2-7	Athens, Ga.	4/9
1910	L, 3-4	Auburn, Ala.	5/13
1910	L, 3-10	Auburn, Ala.	5/14
1911	L, 0-2	Athens, Ga.	4/7
1911	L, 0-1	Athens, Ga.	4/8
1911	L, 0-1	Auburn, Ala.	4/14
1911	L, 1-3	Auburn, Ala.	4/14
1911	L, 5-7	Auburn, Ala.	4/15
1912	L, 3-6	Auburn, Ala.	4/5
1912	L, 0-6	Auburn, Ala.	4/6
1912	L, 0-1	Auburn, Ala.	4/6
1913	L, 1-5	Athens, Ga.	3/28
1913	W, 4-3	Athens, Ga.	3/29
1913	L, 0-11	Athens, Ga.	3/29
1914	L, 2-11	Auburn, Ala.	4/3
1914	L, 2-10	Auburn, Ala.	4/4
1914	L, 3-6	Auburn, Ala.	4/4
1915	W, 6-4	Athens, Ga.	3/26
1915	W, 4-1	Athens, Ga.	3/27
1915	L, 0-7	Athens, Ga.	3/27
1916	W, 6-3	Auburn, Ala.	4/7
1916	W, 9-6	Auburn, Ala.	4/8
1916	W, 3-1	Auburn, Ala.	4/8
1917	L, 0-10	Athens, Ga.	4/6
1917	W, 3-0	Athens, Ga.	4/7
1917	L, 0-2	Athens, Ga.	4/7
1918	W, 12-2	Athens, Ga.	3/29
1918	L, 1-3	Athens, Ga.	3/30
1918	W, 4-2	Auburn, Ala.	5/3
1918	W, 7-2	Auburn, Ala.	5/4
1919	T, 0-0 (11)	Auburn, Ala.	3/28
1919	L, 0-6	Auburn, Ala.	3/29
1919	L, 4-5	Athens, Ga.	4/4
1919	L, 0-3	Athens, Ga.	4/5
1920	W, 9-3	Auburn, Ala.	4/30
1920	W, 3-0	Auburn, Ala.	5/1
1920	W, 1-0	Athens, Ala.	5/10
1920	W, 3-2	Athens, Ala.	5/11
1921	W, 4-1	Auburn, Ala.	4/25
1921	W, 2-0	Columbus, Ga.	4/26
1921	W, 12-4	Athens, Ga.	5/6
1921	W, 4-0	Athens, Ga.	5/7
1922	L, 1-7	Athens, Ga.	5/5
1922	L, 2-3	Auburn, Ala.	5/6
1922	W, 2-0	Auburn, Ala.	5/12
1922	L, 1-5	Athens, Ga.	5/13
1923	PPD	Auburn, Ala.	5/5
1923	L, 5-7 (8)	Montgomery, Ala.	5/6
1923	L, 1-9	Athens, Ga.	5/12
1923	L, 0-3	Athens, Ga.	5/13
1924	L, 3-5	Auburn, Ala.	5/9
1924	W, 2-1	Auburn, Ala.	5/10
1924	L, 0-9	Athens, Ga.	5/17
1925	L, 2-5	Auburn, Ala.	4/3
1925	L, 2-3	Auburn, Ala.	4/4
1925	L, 1-4	Athens, Ga.	5/1

1925	L, 0-8	Athens, Ga.	5/2
1926	W, 6-2	Auburn, Ala.	3/24
1926	PPD	Auburn, Ala.	3/25
1926	L, 1-9	Athens, Ga.	4/30
1926	L, 2-3	Athens, Ga.	5/1
1927	W, 7-6	Auburn, Ala.	3/30
1927	W, 6-2	Auburn, Ala.	3/31
1928	T, 3-3	Auburn, Ala.	4/9
1928	W, 5-1	Athens, Ga.	5/8
1929	L, 3-5	Athens, Ga.	4/8
1929	L, 7-8	Athens, Ga.	4/9
1929	L, 1-11	Auburn, Ala.	5/10
1929	W, 6-2	Auburn, Ala.	5/11
1930	L, 2-4	Auburn, Ala.	4/11
1930	L, 3-7	Auburn, Ala.	4/12
1930	L, 0-2	Athens, Ga.	5/2
1930	W, 8-6	Athens, Ga.	5/3
1931	W, 12-2	Athens, Ga.	4/22
1931	W, 13-7	Athens, Ga.	4/23
1931	W, 3-1	Auburn, Ala.	4/27
1931	W, 7-6	Auburn, Ala.	4/28
1932	W, 3-1	Auburn, Ala.	4/8
1932	W, 9-0	Auburn, Ala.	4/9
1932	L, 1-5	Athens, Ga.	4/18
1932	L, 3-11	Athens, Ga.	4/19
1933	T, 8-8	Auburn, Ala.	4/14
1933	L, 1-8	Athens, Ga.	4/21
1934	W, 9-8	Auburn, Ala.	4/13
1934	L, 7-12	Auburn, Ala.	4/14
1934	L, 6-10	Athens, Ga.	4/20
1934	L, 0-5	Athens, Ga.	4/21
1935	W, 4-3	Auburn, Ala.	4/5
1935	L, 5-11	Auburn, Ala.	4/6
1935	W, 7-2	Athens, Ga.	4/10
1935	L	Athens, Ga.	4/11
1936	W, 3-2	Athens, Ga.	4/10
1936	L, 3-8	Athens, Ga.	4/11
1936	W, 6-2	Athens, Ga.	4/17
1936	W, 3-0	Athens, Ga.	4/18
1937	W, 7-4	Athens, Ga.	4/9
1937	W, 12-7	Athens, Ga.	4/10
1937	W, 2-1	Auburn, Ala.	4/16
1937	W, 7-2	Auburn, Ala.	4/17
1938	W, 3-2	Auburn, Ala.	4/22
1938	L, 2-1	Auburn, Ala.	4/23
1938	L, 7-11	Athens, Ga.	5/6
1938	W, 12-10	Athens, Ga.	5/7
1939	W, 5-2	Auburn, Ala.	4/21
1939	L, 3-6	Auburn, Ala.	4/22
1939	W, 10-7	Athens, Ga.	5/3
1939	L, 3-5	Athens, Ga.	5/4
1940	L, 0-4	Auburn, Ala.	4/12
1940	L, 3-14	Auburn, Ala.	4/13
1940	L, 5-6	Athens, Ga.	4/22
1940	W, 11-6	Athens, Ga.	4/23
1941	L, 4-30	Athens, Ga.	4/11
1941	L, 3-8	Athens, Ga.	4/12
1941	W, 3-2	Auburn, Ala.	4/18
1941	W, 10-9	Auburn, Ala.	4/19
1942	L, 4-8	Athens, Ga.	4/3
1942	W, 8-3	Athens, Ga.	4/4
1942	L, 13-17	Auburn, Ala.	4/17
1942	L, 3-7	Auburn, Ala.	4/18
1943	W, 14-3	Athens, Ga.	4/16
1943	L, 5-6	Athens, Ga.	4/17
1943	W, 6-4	Auburn, Ala.	4/23
1943	W, 5-4	Auburn, Ala.	4/24
1946	L	Athens, Ga.	4/26
1946	L, 5-6	Athens, Ga.	4/27
1946	W, 5-2	Auburn, Ala.	5/27
1946	W, 4-3	Auburn, Ala.	5/28
1947	W, 11-7	Athens, Ga.	5/6
1947	L, 9-10	Athens, Ga.	5/7
1947	W, 3-0	Auburn, Ala.	5/22
1947	W	Auburn, Ala.	5/23
1948	L, 2-10	Auburn, Ala.	4/10
1948	W, 6-1	Athens, Ga.	5/7
1948	W, 5-4	Athens, Ga.	5/8
1949	W, 5-4	Auburn, Ala.	4/8
1949	L, 2-4	Auburn, Ala.	4/9
1949	L, 0-15	Athens, Ga.	4/19
1949	W, 8-4	Athens, Ga.	4/20
1950	L, 5-8	Auburn, Ala.	4/7
1950	L, 3-5	Auburn, Ala.	4/8
1950	L, 1-11	Athens, Ga.	4/21
1950	W, 10-7	Athens, Ga.	4/22
1951	L, 4-8	Auburn, Ala.	4/23
1951	W, 15-5	Auburn, Ala.	4/24
1952	W, 6-1	Athens, Ga.	5/13
1952	L, 4-10	Athens, Ga.	5/14
1953	L, 2-3	Auburn, Ala.	4/10
1953	L, 3-8	Auburn, Ala.	4/11

1953	L, 5-6		5/4
1953	W, 7-5		5/5
1954	W, 4-3	Auburn, Ala.	3/26
1954	W, 4-3	Athens, Ga.	4/16
1954	W, 7-5	Athens, Ga.	4/17
1955	L, 8-10	Auburn, Ala.	4/11
1955	L, 4-5	Auburn, Ala.	4/12
1955	L, 8-14	Athens, Ga.	4/25
1955	L, 6-16	Athens, Ga.	4/26
1956	L, 3-8	Athens, Ga.	3/23
1956	W, 3-1	Athens, Ga.	3/24
1956	L, 1-2	Athens, Ga.	3/24
1957	W, 7-3	Auburn, Ala.	3/23
1957	W, 11-0	Auburn, Ala.	3/23
1958	W, 5-1	Athens, Ga.	3/28
1958	W, 5-3	Athens, Ga.	3/29
1958	L, 7-14	Auburn, Ala.	5/2
1958	W, 4-1		5/3
1959	L, 3-9		3/27
1959	W, 8-5		3/28
1959	W, 13-3		5/1
1959	W, 7-1		5/2
1960	W, 8-5	Athens, Ga.	4/15
1960	W, 15-4	Athens, Ga.	4/16
1960	W, 7-3	Auburn, Ala.	5/9
1960	W, 7-6 (11)	Auburn, Ala.	5/10
1961	W, 6-4	Auburn, Ala.	4/14
1961	L, 0-2 (5)	Auburn, Ala.	4/15
1961	W, 2-1	Athens, Ga.	5/5
1961	L, 4-9	Athens, Ga.	5/6
1962	L, 4-6	Athens, Ga.	4/13
1962	W, 2-1	Athens, Ga.	4/14
1962	W, 5-3	Auburn, Ala.	5/4
1962	W, 12-6	Auburn, Ala.	5/5
1963	W, 11-0		3/22
1963	W, 5-4		3/23
1963	L, 4-6		5/1
1963	W, 5-3		5/1
1964	L, 5-6		3/27
1964	W, 3-2		3/28
1964	W, 6-1		4/17
1964	W, 5-4		4/18
1965	W, 4-3		3/27
1965	W, 6-1		3/27
1965	L, 3-5		4/23
1965	W, 3-1		4/24
1966	L, 3-4	Athens, Ga.	4/15
1966	W, 5-2	Athens, Ga.	4/16
1966	L, 2-3	Auburn, Ala.	5/6
1966	L, 2-9	Auburn, Ala.	5/7
1967	W, 6-0	Auburn, Ala.	3/31
1967	W, 5-4	Auburn, Ala.	4/1
1967	W, 1-0	Athens, Ga.	5/5
1967	W, 19-0	Athens, Ga.	5/6
1968	W, 8-2	Athens, Ga.	5/3
1968	L, 3-4	Athens, Ga.	5/4
1968	W, 7-6	Auburn, Ala.	5/10
1968	W, 8-1	Auburn, Ala.	5/11
1969	W, 7-3	Auburn, Ala.	4/18
1969	L, 3-5	Auburn, Ala.	4/19
1969	L, 2-7	Athens, Ga.	5/9
1969	L, 7-10	Athens, Ga.	5/10
1970	L, 0-1	Athens, Ga.	4/18
1970	L, 4-5 (10)	Athens, Ga.	4/18
1970	W, 4-3 (13)	Auburn, Ala.	5/8
1970	W, 4-3 (11)	Auburn, Ala.	5/9
1971	W, 13-7		4/17
1971	W, 8-7		4/19
1971	L, 6-8		5/7
1971	L, 2-4		5/8
1972	L, 6-7	Athens, Ga.	4/14
1972	W, 10-6	Athens, Ga.	4/15
1972	L, 0-2	Auburn, Ala.	5/5
1972	W, 2-1	Auburn, Ala.	5/6
1973	L, 6-8	Auburn, Ala.	4/13
1973	L, 9-12	Auburn, Ala.	4/14
1973	L, 2-4	Athens, Ga.	5/4
1973	L, 5-6	Athens, Ga.	5/5
1974	W, 5-1	Athens, Ga.	4/12
1974	W, 4-2	Athens, Ga.	4/13
1974	W, 3-2	Auburn, Ala.	5/3
1974	L, 5-7	Auburn, Ala.	5/4
1975	W, 8-2	Auburn, Ala.	4/11
1975	L, 1-2	Auburn, Ala.	4/12
1975	L, 4-11	Athens, Ga.	5/2
1976	W, 11-3	Athens, Ga.	4/2
1976	L, 2-3	Athens, Ga.	4/3
1977	W, 11-2	Auburn, Ala.	4/13
1978	W, 8-7	Gainesville, Fla.	5/12
1982	W, 10-7	Auburn, Ala.	3/23
1983	L, 0-5	Auburn, Ala.	3/2
1983	W, 11-7	Auburn, Ala.	3/2

1983	W, 11-5	Athens, Ga.	4/19
1983	W, 13-9	Athens, Ga.	4/20
1984	W, 5-3	Auburn, Ala.	4/10
1984	L, 6-10	Auburn, Ala.	4/11
1985	W, 23-11	Athens, Ga.	4/2
1985	L, 13-15	Athens, Ga.	4/3
1986	L, 1-5 (7)	Athens, Ga.	3/8
1986	L, 4-5 (8)	Athens, Ga.	3/8
1986	L, 5-8	Athens, Ga.	3/9
1986	L, 7-11	Baton Rouge, La.	5/10
1987	L		



RESULTS VS. OPPONENTS

2019	L, 8-10	Auburn, Ala.	5/11
2021	L, 0-4	Athens, Ga.	4/29
2021	W, 10-6 (14)	Athens, Ga.	4/30
2021	W, 9-7	Athens, Ga.	5/1

GEORGIA COLLEGE (AU leads, 2-0)

Year	Result	Location	Date
1992	W, 5-2	Auburn, Ala.	3/24
1993	W, 6-3	Auburn, Ala.	4/20

GA. SOUTHERN (AU leads, 4-1)

Year	Result	Location	Date
2000	W, 11-5	Atlanta, Ga.	5/27
2009	W, 8-6	Auburn, Ala.	5/12
2019	W, 11-2	Auburn, Ala.	2/15
2019	L, 5-7 (13)	Auburn, Ala.	2/16
2019	W, 4-3 (13)	Auburn, Ala.	2/17

GA. SOUTHWESTERN (AU leads, 12-0)

Year	Result	Location	Date
1978	W, 7-2	Auburn, Ala.	2/23
1980	W, 17-8	Auburn, Ala.	5/5
1981	W, 11-1	Auburn, Ala.	4/2
1985	W, 16-3	Auburn, Ala.	4/16
1987	W, 14-3	Auburn, Ala.	4/16
1988	W, 5-1	Auburn, Ala.	5/3
1989	W, 11-3 (7)	Auburn, Ala.	5/2
1989	W, 5-2 (7)	Auburn, Ala.	5/2
1992	W, 7-0	Auburn, Ala.	3/12
1992	W, 4-0	Auburn, Ala.	3/12
1993	W, 16-5	Auburn, Ala.	2/16
2000	W, 11-5	Atlanta, Ga.	5/27

GEORGIA ST. (AU leads, 16-1)

Year	Result	Location	Date
1979	W, 7-5	Auburn, Ala.	2/27
1980	L, 4-5 (10)	Atlanta, Ga.	2/29
1980	W, 4-3	Auburn, Ala.	4/21
1981	W, 11-2	Atlanta, Ga.	3/31
1981	W, 11-2	Auburn, Ala.	4/21
1982	W, 3-1	Auburn, Ala.	4/7
1982	W, 11-1	Atlanta, Ga.	5/11
1993	W, 11-0	Auburn, Ala.	4/14
1994	W, 18-13	Auburn, Ala.	3/10
1994	W, 5-2	Auburn, Ala.	3/31
1996	W, 11-4	Auburn, Ala.	4/24
2008	W, 9-6	Auburn, Ala.	4/7
2009	W, 4-2	Auburn, Ala.	4/8
2010	W, 22-7	Auburn, Ala.	4/6
2015	W, 4-2	Auburn, Ala.	4/8
2016	W, 7-4	Auburn, Ala.	4/5
2018	W, 3-2	Auburn, Ala.	2/20

GA. TECH (AU leads, 122-112-6)

Year	Result	Location	Date
1897	W, 6-4	Auburn, Ala.	4/10
1898	L, 4-3	Auburn, Ala.	4/15
1899	L, 8-10	Auburn, Ala.	4/8
1899	L, 4-6	Atlanta, Ga.	4/22
1900	W, 9-4	Auburn, Ala.	5/5
1901	L, 12-15	Atlanta, Ga.	5/4
1901	L	Atlanta, Ga.	5/5
1903	L, 7-8	Atlanta, Ga.	4/25
1904	L, 3-4	Atlanta, Ga.	4/23
1905	W, 1-0	Auburn, Ala.	5/5
1905	W, 4-2	Auburn, Ala.	5/6
1906	W, 2-1	Auburn, Ala.	5/11
1906	L, 0-5	Auburn, Ala.	5/12
1906	L, 0-4	Auburn, Ala.	5/12
1907	W, 3-2	Auburn, Ala.	5/10
1907	L, 0-2	Auburn, Ala.	5/11
1907	W, 4-1	Auburn, Ala.	5/11
1908	W, 1-0	Atlanta, Ga.	5/1
1908	L, 2-7	Atlanta, Ga.	5/2
1908	L, 0-6	Auburn, Ala.	5/11
1908	W, 8-3	Auburn, Ala.	5/12
1909	W, 6-0	Auburn, Ala.	4/29
1909	L, 2-8	Auburn, Ala.	4/30
1909	W, 2-0	Atlanta, Ga.	5/7
1909	L, 5-6	Atlanta, Ga.	5/7
1910	W, 16-1	Auburn, Ala.	4/15
1910	PPD	Auburn, Ala.	4/16
1910	L, 1-3	Atlanta, Ga.	5/6
1910	PPD	Atlanta, Ga.	5/7
1911	L, 1-4	Atlanta, Ga.	4/17
1911	L, 4-9	Atlanta, Ga.	4/18
1912	L, 2-3	Atlanta, Ga.	5/2
1912	W, 7-5	Atlanta, Ga.	5/3
1912	L, 3-5	Atlanta, Ga.	5/4
1913	W, 3-2	Auburn, Ala.	4/18
1913	L, 4-10	Auburn, Ala.	4/19
1913	W, 4-3	Auburn, Ala.	4/19

1914	W, 9-4	Atlanta, Ga.	3/27
1914	L, 5-10	Atlanta, Ga.	3/28
1915	T, 6-6	Auburn, Ga.	4/16
1915	L, 2-12	Auburn, Ga.	4/17
1915	L, 1-7	Auburn, Ga.	4/17
1916	L, 4-6	Atlanta, Ga.	4/14
1916	W, 10-9	Atlanta, Ga.	4/15
1916	W, 3-0	Atlanta, Ga.	4/15
1917	W, 5-4	Auburn, Ala.	4/14
1917	W, 4-1	Auburn, Ala.	4/14
1918	L, 4-8	Atlanta, Ga.	4/12
1918	W, 10-4	Atlanta, Ga.	4/13
1918	L, 3-8	Auburn, Ala.	4/19
1918	W, 3-0	Auburn, Ala.	4/20
1919	L, 1-2 (10)	Atlanta, Ga.	4/11
1919	L, 2-4	Atlanta, Ga.	4/12
1920	L, 2-6	Auburn, Ala.	4/16
1920	W, 5-4	Auburn, Ala.	4/17
1921	L, 3-8	Atlanta, Ga.	4/15
1921	PPD	Atlanta, Ga.	4/16
1922	PPD	Atlanta, Ga.	3/31
1922	W, 7-6	Atlanta, Ga.	4/1
1922	W, 8-5	Auburn, Ala.	4/14
1922	L, 4-5	Atlanta, Ala.	4/15
1923	T, 2-2 (10)	Montgomery, Ala.	4/14
1923	W, 7-3	Atlanta, Ga.	4/15
1923	T, 2-2 (5, Rain)	Auburn, Ala.	4/21
1923	T, 1-1 (7, Rain)	Montgomery, Ala.	4/22
1924	L, 5-17	Auburn, Ala.	4/3
1924	L, 0-2	Auburn, Ala.	4/4
1924	L, 6-7	Atlanta, Ga.	5/14
1924	L, 0-2	Atlanta, Ga.	5/15
1925	L, 2-25	Atlanta, Ga.	4/24
1925	L, 8-10	Atlanta, Ga.	4/25
1926	L, 0-5	Atlanta, Ga.	4/9
1926	L, 7-13	Atlanta, Ga.	4/10
1927	W, 10-2	Atlanta, Ga.	4/8
1927	W, 7-5	Atlanta, Ga.	4/9
1928	W, 15-4	Auburn, Ala.	4/16
1928	L, 2-11	Auburn, Ala.	4/17
1928	L, 5-7	Atlanta, Ga.	4/21
1929	W, 23-3	Auburn, Ala.	4/3
1929	W, 16-8	Auburn, Ala.	4/4
1929	L, 8-12	Atlanta, Ga.	4/19
1929	L, 3-8	Atlanta, Ga.	4/20
1930	W, 7-4	Auburn, Ala.	4/16
1930	L, 2-6	Auburn, Ala.	4/17
1931	W, 13-8	Atlanta, Ga.	4/24
1931	L, 7-11	Atlanta, Ga.	4/25
1931	W, 11-5	Auburn, Ala.	5/11
1931	W, 13-0	Auburn, Ala.	5/12
1932	T, 6-6	Atlanta, Ga.	4/15
1932	W, 12-10	Atlanta, Ga.	4/16
1932	L, 4-5	Atlanta, Ga.	4/16
1932	W, 8-7 (10)	Auburn, Ala.	4/29
1932	L, 4-5	Auburn, Ala.	4/30
1933	L, 3-4	Atlanta, Ga.	4/7
1933	W, 11-7	Atlanta, Ga.	4/8
1933	W, 4-3 (10)	Auburn, Ala.	4/28
1933	W, 9-5	Auburn, Ala.	4/29
1934	L, 4-10	Atlanta, Ga.	4/6
1934	W, 7-4	Atlanta, Ga.	4/7
1934	W, 1-0	Auburn, Ala.	4/28
1935	L, 3-6	Auburn, Ala.	4/22
1935	L, 3-4	Auburn, Ala.	4/23
1937	W, 3-2	Atlanta, Ga.	4/7
1937	W, 6-5	Atlanta, Ga.	5/1
1937	L, 2-3	Auburn, Ala.	5/1
1938	L, 6-9	Auburn, Ala.	4/29
1938	W, 9-2	Auburn, Ala.	4/30
1938	L, 2-6	Atlanta, Ga.	5/11
1938	L, 4-5 (10)	Atlanta, Ga.	5/12
1939	W, 5-2	Auburn, Ala.	4/14
1939	W, 11-4	Auburn, Ala.	4/15
1939	W, 11-2	Auburn, Ala.	5/1
1939	L, 4-5	Atlanta, Ga.	5/2
1940	L, 4-5	Atlanta, Ga.	4/5
1940	W, 7-1	Atlanta, Ga.	4/6
1940	W, 2-0	Auburn, Ga.	4/20
1941	L, 3-5	Auburn, Ala.	4/16
1941	L, 4-7	Auburn, Ala.	4/17
1941	W, 8-4	Atlanta, Ga.	4/28
1941	W, 17-4	Atlanta, Ga.	4/29
1942	W, 7-1	Auburn, Ala.	4/10
1942	W, 8-4	Auburn, Ala.	4/11
1942	L, 10-15	Atlanta, Ga.	4/20
1942	W, 11-9	Atlanta, Ga.	4/21
1948	W, 17-4	Atlanta, Ga.	4/17
1948	L, 8-10	Atlanta, Ga.	4/18
1948	L, 8-13	Auburn, Ala.	5/17
1948	L, 6-12	Auburn, Ala.	5/18
1949	W, 12-8	Auburn, Ala.	4/15

1949	L, 3-5	Auburn, Ala.	4/16
1949	L, 2-8	Atlanta, Ga.	4/25
1949	W, 4-3	Atlanta, Ga.	4/26
1950	W, 9-5	Auburn, Ala.	4/14
1950	L, 8-9	Auburn, Ala.	4/15
1950	L, 4-8	Atlanta, Ga.	5/5
1950	W, 8-3	Atlanta, Ga.	5/6
1951	W, 23-2	Auburn, Ala.	3/30
1951	L, 9-11	Auburn, Ala.	3/31
1951	W, 6-1	Atlanta, Ga.	4/28
1952	T, 4-4	Atlanta, Ga.	3/31
1952	W, 11-4	Atlanta, Ga.	4/1
1952	L, 3-10	Auburn, Ala.	4/5
1952	L, 2-3	Auburn, Ala.	4/5
1953	L, 5-6	Atlanta, Ga.	3/30
1953	W, 14-7	Atlanta, Ga.	3/31
1953	W, 11-4	Auburn, Ala.	4/13
1953	L, 5-8	Auburn, Ala.	4/14
1954	W, 5-2	Atlanta, Ga.	4/9
1954	L, 4-6	Atlanta, Ga.	4/10
1954	L, 6-9	Auburn, Ala.	5/7
1954	W, 21-9	Auburn, Ala.	5/8
1955	L, 3-5	Atlanta, Ga.	4/1
1955	W, 7-3	Atlanta, Ga.	4/2
1955	W, 13-8	Atlanta, Ga.	4/18
1955	L, 7-12	Atlanta, Ga.	4/19
1956	W, 1-0	Auburn, Ala.	4/27
1956	W, 9-3	Auburn, Ala.	4/28
1956	L, 1-10	Auburn, Ala.	4/28
1957	L, 1-2	Atlanta, Ga.	4/27
1957	W, 3-2	Atlanta, Ga.	4/27
1957	L, 7-8	Atlanta, Ga.	4/29
1958	W, 14-11	Auburn, Ala.	4/12
1958	W, 11-3	Auburn, Ala.	4/14
1958	W, 3-2	Atlanta, Ga.	4/19
1958	W, 15-0	Atlanta, Ga.	4/21
1959	L, 2-7	Auburn, Ala.	4/10
1959	W, 9-4	Auburn, Ala.	4/11
1959	L, 1-5	Atlanta, Ga.	4/17
1960	L, 2-3	Atlanta, Ga.	4/1
1960	W, 5-4	Atlanta, Ga.	4/2
1960	L, 6-7 (12)	Auburn, Ala.	4/22
1960	L, 0-12	Auburn, Ala.	4/23
1961	W, 7-6	Atlanta, Ga.	4/1
1961	W, 12-10	Atlanta, Ga.	4/1
1961	W, 24-13	Auburn, Ala.	4/21
1961	W, 9-5	Auburn, Ala.	4/22
1962	W, 9-1	Auburn, Ala.	3/23
1962	W, 3-2	Auburn, Ala.	3/24
1962	W, 8-6	Atlanta, Ga.	3/30
1962	W, 5-3	Atlanta, Ga.	3/29
1963	W, 11-3	Atlanta, Ga.	3/30
1963	W, 4-0	Auburn, Ala.	4/9
1963	W, 6-4	Auburn, Ala.	4/10
1964	W, 10-6	Atlanta, Ga.	4/10
1964	W, 8-6	Atlanta, Ga.	4/11
1964	W, 5-1	Auburn, Ala.	5/8
1964	W, 10-2	Auburn, Ala.	5/9
1965	W, 13-3	Auburn, Ala.	4/9
1965	W, 4-0	Auburn, Ala.	4/10
1965	L, 4-5	Atlanta, Ga.	5/7
1965	L, 5-13	Atlanta, Ga.	5/8
1966	W, 2-1	Auburn, Ala.	4/22
1966	L, 2-8	Auburn, Ala.	4/23
1966	W, 1-0	Atlanta, Ga.	5/17
1966	L, 3-13	Atlanta, Ga.	5/18
1967	W, 4-2	Atlanta, Ga.	4/15
1967	W, 9-6	Atlanta, Ga.	4/16
1967	L, 8-12	Auburn, Ala.	5/19
1967	W, 8-6	Auburn, Ala.	5/20
1974	W, 11-7	Atlanta, Ga.	5/15
1975	W, 6-5	Atlanta, Ga.	5/21
1976	W, 6-4	Atlanta, Ga.	5/18
1977	W, 7-6	Atlanta, Ga.	5/17
1978	L, 8-10	Auburn, Ala.	5/16
1979	L, 6-7	Auburn, Ala.	5/15
1982	L, 6-8	Atlanta, Ga.	5/12
1983	L, 7-16	Atlanta, Ga.	4/14
1983	W, 4-3 (10)	Auburn, Ala.	5/4
1984	L, 5-8	Atlanta, Ga.	5/4
1985	L, 5-12	Atlanta, Ga.	4/4
1985	W, 6-5	Auburn, Ala.	4/24
1986	L, 4-6	Atlanta, Ga.	4/23
1986	W, 8-7 (10)	Auburn, Ala.	4/28
1987	W, 11-6	Atlanta, Ga.	4/28
1987	L, 5-9	Auburn, Ala.	5/6
1988	W, 14-3	Atlanta, Ga.	3/8
1989	W, 9-7	Auburn, Ala.	2/28
1989	L, 6-14	Atlanta, Ga.	4/18
1993	L, 4-5	Orlando, Fla.	2/5
1999	W, 17-12	Orlando, Fla.	1/29
2001	W, 4-0	Auburn, Ala.	3/6

2001	L, 1-11	Atlanta, Ga.	4/17
2002	L, 5-9	Auburn, Ala.	4/9
2002	L, 4-10	Atlanta, Ga.	4/16
2003	L, 2-4	Auburn, Ala.	3/11
2003	W, 7-5	Atlanta, Ga.	3/18
2004	W, 6-2	Auburn, Ala.	3/2
2004	L, 5-20	Atlanta, Ga.	3/30
2005	W, 7-6 (11)	Auburn, Ala.	3/23
2005			





# RESULTS VS. OPPONENTS

1988	W, 9-1	Auburn, Ala.	2/24
1989	W, 18-13	Auburn, Ala.	2/15
1990	W, 9-7	Auburn, Ala.	2/14
1992	W, 8-3	Auburn, Ala.	3/11

## ILLINOIS (Series tied, 2-2)

YEAR	RESULT	LOCATION	DATE
1925	L, 0-3	Auburn, Ala.	4/10
1925	W, 4-3	Auburn, Ala.	4/11
1927	W, 12-5	Auburn, Ala.	4/15
1927	L, 8-10	Auburn, Ala.	4/16

## ILLINOIS-CHICAGO (AU leads, 4-0)

YEAR	RESULT	LOCATION	DATE
2020	W, 5-3	Auburn, Ala.	2/14
2020	W, 18-1	Auburn, Ala.	2/15
2020	W, 7-3	Auburn, Ala.	2/15
2020	W, 14-0	Auburn, Ala.	2/16

## ILLINOIS ST. (AU trails, 3-2)

Year	Result	Location	Date
1983	L, 6-17	Auburn, Ala.	3/8
1991	L, 6-11	Auburn, Ala.	3/5
1991	W, 3-1 (7)	Auburn, Ala.	3/6
1991	L, 3-5 (7)	Auburn, Ala.	3/6
1991	W, 6-2	Auburn, Ala.	3/7

## INDIANA (AU leads, 4-1)

Year	Result	Location	Date
1921	W, 10-4	Auburn, Ala.	4/4
1921	W, 2-1	Auburn, Ala.	4/5
1941	L, 7-11	Auburn, Ala.	4/3
1941	W, 3-2	Auburn, Ala.	4/4
1996	W, 6-3	Montgomery, Ala.	3/1

## IU-SOUTHEAST (AU leads, 1-0)

Year	Result	Location	Date
1981	W, 13-10	Auburn, Ala.	3/8

## INDIANA ST. (AU leads, 5-0)

Year	Result	Location	Date
1968	W, 10-1	Auburn, Ala.	4/9
1968	W, 8-0	Auburn, Ala.	4/10
1969	W, 17-1	Auburn, Ala.	4/1
2013	W, 6-5	Auburn, Ala.	2/24
2014	W, 4-0	Port Charlotte, Fla.	2/14

## JACKSON ST. (Series tied, 1-1)

Year	Result	Location	Date
1981	L, 8-10 (10)	Auburn, Ala.	4/13
1982	W, 4-1	Auburn, Ala.	4/29

## JACKSONVILLE (AU leads, 11-8)

Year	Result	Location	Date
1969	W, 19-1	Auburn, Ala.	4/21
1969	W, 2-0	Auburn, Ala.	4/22
1971	W, 11-4		3/22
1972	L, 2-6	Auburn, Ala.	4/17
1972	L, 2-5	Auburn, Ala.	4/18
1973	W, 3-1	Jacksonville, Fla.	3/15
1973	L, 6-7	Jacksonville, Fla.	3/16
1974	W, 23-4	Jacksonville, Fla.	3/18
1974	L, 5-6	Jacksonville, Fla.	3/19
1974	L, 6-8	Jacksonville, Fla.	3/20
1974	W, 2-1	Auburn, Ala.	4/22
1975	L, 1-2	Jacksonville, Fla.	3/30
1975	L, 3-4	Jacksonville, Fla.	4/1
1976	W, 7-5	Tallahassee, Fla.	5/25
1977	L, 0-1	Jacksonville, Fla.	2/24
1977	W, 3-2	Jacksonville, Fla.	2/24
2001	W, 8-7 (10)	Tallahassee, Fla.	5/25
2001	W, 3-2	Tallahassee, Fla.	5/26
2007	W, 7-6	Mobile, Ala.	2/23

## JAX STATE (AU leads, 24-18)

Year	Result	Location	Date
1972	L, 0-4	Auburn, Ala.	3/20
1973	W, 15-1	Auburn, Ala.	3/27
1973	W, 6-1	Auburn, Ala.	3/27
1974	W, 6-4	Auburn, Ala.	5/1
1975	L, 4-5	Auburn, Ala.	4/30
1976	W, 5-3	Auburn, Ala.	4/5
1976	L, 6-7	Auburn, Ala.	4/5
1977	W, 2-0	Auburn, Ala.	4/25
1978	L, 6-8	Auburn, Ala.	4/19
1979	L, 4-5	Auburn, Ala.	4/23
1980	L, 2-10	Auburn, Ala.	3/10
1981	W, 9-5	Jacksonville, Ala.	4/1
1981	W, 5-4 (10)	Auburn, Ala.	4/7
1982	W, 6-4 (7)	Auburn, Ala.	3/31
1982	L, 6-7 (7)	Auburn, Ala.	3/31
1983	L, 1-11	Jacksonville, Ala.	3/29

1983	W, 6-5	Auburn, Ala.	4/5
1984	W, 6-3 (5)	Auburn, Ala.	3/27
1985	W, 12-8	Jacksonville, Ala.	3/27
1985	W, 18-6	Auburn, Ala.	4/10
1985	L, 7-8		4/21
1986	L, 0-8	Auburn, Ala.	3/24
1988	W, 12-10	Auburn, Ala.	4/4
1992	L, 3-5	Auburn, Ala.	2/27
1993	W, 7-1	Auburn, Ala.	2/24
1994	L, 6-11	Auburn, Ala.	3/5
1994	W, 8-2	Auburn, Ala.	3/6
2010	W, 9-7	Auburn, Ala.	5/18
2010	W, 9-7	Auburn, Ala.	6/4
2011	W, 9-4	Auburn, Ala.	2/22
2011	L, 4-5	Jacksonville, Ala.	3/22
2012	L, 7-8	Auburn, Ala.	5/15
2013	W, 12-8	Jacksonville, Ala.	5/7
2013	L, 1-6	Auburn, Ala.	5/14
2015	W, 6-4	Auburn, Ala.	2/27
2015	L, 9-10	Auburn, Ala.	3/1
2017	W, 10-1	Auburn, Ala.	3/15
2019	L, 6-11	Auburn, Ala.	4/9
2019	W, 14-2	Jacksonville, Ala.	4/23
2021	W, 8-7 (10)	Auburn, Ala.	4/21
2022	L, 2-5	Auburn, Ala.	3/29
2022	W, 8-4	Jacksonville, Ala.	4/26

## KANSAS STATE (AU leads, 1-0)

Year	Result	Location	Date
2022	W, 12-1	Arlington, Texas	2/20

## KENNESAW ST. (AU leads, 7-3)

Year	Result	Location	Date
2013	L, 2-9	Auburn, Ala.	2/26
2013	W, 8-3	Kennesaw, Ga.	3/12
2014	W, 6-1	Kennesaw, Ga.	3/11
2014	W, 10-5	Auburn, Ala.	3/25
2015	W, 6-0	Auburn, Ala.	4/29
2016	L, 5-6	Kennesaw, Ga.	4/12
2016	L, 3-7	Auburn, Ala.	5/11
2017	W, 6-4	Auburn, Ala.	3/8
2017	W, 15-7	Kennesaw, Ga.	4/18
2022	W, 14-1	Auburn, Ala.	4/20

## KENTUCKY (AU leads, 81-51)

Year	Result	Location	Date
1956	W, 25-6	Lexington, Ky.	4/20
1956	W, 19-10	Lexington, Ky.	4/21
1956	W, 10-5	Lexington, Ky.	4/21
1957	W, 12-5	Auburn, Ala.	4/19
1957	W, 1-0	Auburn, Ala.	4/20
1957	W, 10-8	Auburn, Ala.	4/20
1960	W, 7-2	Lexington, Ky.	4/29
1960	W, 7-5	Lexington, Ky.	4/30
1961	W, 17-4	Auburn, Ala.	4/7
1961	W, 7-5 (12)	Auburn, Ala.	4/8
1962	W, 5-0	Lexington, Ky.	4/29
1962	L, 4-7	Lexington, Ky.	4/30
1963	W, 13-6	Auburn, Ala.	4/12
1963	W, 14-2		4/13
1964	L, 1-2		4/24
1964	L, 4-5		4/25
1965	W, 5-4	Auburn, Ala.	3/19
1965	W, 11-6	Auburn, Ala.	3/20
1966	L, 1-2	Lexington, Ky.	4/29
1967	W, 2-0	Auburn, Ala.	4/10
1967	L, 2-3	Auburn, Ala.	4/10
1967	W, 4-1	Auburn, Ala.	4/11
1968	L, 4-5	Lexington, Ky.	4/18
1968	L, 9-16	Lexington, Ky.	4/18
1968	L, 0-3	Lexington, Ky.	4/20
1969	L, 2-4	Auburn, Ala.	4/28
1969	W, 2-0	Auburn, Ala.	4/28
1969	W, 12-2	Auburn, Ala.	4/29
1970	W, 1-0	Lexington, Ky.	4/25
1970	W, 4-2	Lexington, Ky.	4/25
1971	L, 5-6	Auburn, Ala.	4/9
1971	W, 2-0	Auburn, Ala.	4/10
1971	L, 13-14	Auburn, Ala.	4/12
1972	W, 5-2	Lexington, Ky.	4/8
1972	L, 4-5	Lexington, Ky.	4/8
1973	W, 5-1	Auburn, Ala.	4/6
1973	W, 2-1	Auburn, Ala.	4/6
1974	L, 6-7	Lexington, Ky.	4/5
1974	W, 12-2	Lexington, Ky.	4/5
1974	W, 5-2	Lexington, Ky.	4/6
1975	L, 1-4	Auburn, Ala.	4/4
1975	W, 9-4	Auburn, Ala.	4/4
1975	W, 15-7	Auburn, Ala.	4/5
1976	L, 6-7	Lexington, Ky.	5/13
1976	W, 6-0	Auburn, Ala.	5/16
1976	W, 14-6	Auburn, Ala.	5/16

1986	W, 1-0	Auburn, Ala.	4/12
1986	W, 16-5	Auburn, Ala.	4/13
1986	W, 5-4	Auburn, Ala.	4/14
1987	W, 12-7 (7)	Lexington, Ky.	4/18
1987	L, 5-6 (7)	Lexington, Ky.	4/18
1987	L, 4-11	Lexington, Ky.	4/19
1987	W, 5-4 (10)	Athens, Ga.	5/15
1988	W, 9-1 (7)	Auburn, Ala.	4/16
1988	W, 2-0 (7)	Auburn, Ala.	4/16
1988	L, 1-2	Auburn, Ala.	4/17
1989	L, 5-7	Lexington, Ky.	4/15
1989	W, 5-3 (10)	Lexington, Ky.	4/15
1989	L, 4-9	Lexington, Ky.	4/16
1990	W, 9-6	Auburn, Ala.	4/28
1990	L, 1-5 (7)	Auburn, Ala.	4/28
1990	L, 4-7	Auburn, Ala.	4/29
1991	L, 10-11	Lexington, Ky.	4/27
1991	W, 10-3 (7)	Lexington, Ky.	4/27
1991	W, 3-1	Lexington, Ky.	4/28
1991	W, 8-5	Baton Rouge, La.	5/17
1992	L, 3-6	Auburn, Ala.	3/28
1992	L, 4-8 (7)	Auburn, Ala.	3/28
1992	L, 8-11	Auburn, Ala.	3/29
1993	W, 10-4	Lexington, Ky.	4/3
1993	W, 7-3 (7)	Lexington, Ky.	4/3
1993	W, 16-8	Lexington, Ky.	4/4
1996	W, 16-10	Auburn, Ala.	3/29
1996	L, 4-7	Auburn, Ala.	3/30
1996	W, 12-6	Auburn, Ala.	3/31
1997	W, 5-0 (5)	Lexington, Ky.	3/28
1997	L, 5-6 (12)	Lexington, Ky.	3/29
1997	W, 18-3	Lexington, Ky.	3/30
1998	L, 7-10	Auburn, Ala.	5/1
1998	W, 14-3	Auburn, Ala.	5/2
1998	W, 15-2	Auburn, Ala.	5/3
1999	L, 1-10	Lexington, Ky.	5/7
1999	W, 7-4	Lexington, Ky.	5/8
1999	W, 5-4	Lexington, Ky.	5/9
2002	L, 1-3	Auburn, Ala.	3/15
2002	W, 4-3	Auburn, Ala.	3/16
2002	W, 5-0	Auburn, Ala.	3/17
2003	W, 14-10	Lexington, Ky.	3/21
2003	W, 10-3	Lexington, Ky.	3/22
2003	W, 10-3	Lexington, Ky.	3/23
2004	L, 0-8	Auburn, Ala.	3/19
2004	L, 3-4	Auburn, Ala.	3/20
2004	W, 3-2 (10)	Auburn, Ala.	3/21
2005	W, 8-4	Lexington, Ky.	4/15
2005	L, 2-6	Lexington, Ky.	4/16
2005	W, 4-3	Lexington, Ky.	4/17
2006	L, 7-8	Auburn, Ala.	3/31
2006	W, 5-1	Auburn, Ala.	4/1
2006	W, 12-6	Auburn, Ala.	4/2
2007	W, 18-7	Lexington, Ky.	5/17
2007	W, 13-6	Lexington, Ky.	5/18
2007	L, 7-8	Lexington, Ky.	5/19
2008	W, 2-0	Auburn, Ala.	3/21
2008	W, 7-5	Auburn, Ala.	3/22
2008	L, 8-9	Auburn, Ala.	3/23
2009	L, 5-6 (10)	Lexington, Ky.	5/9
2009	L, 2-8	Lexington, Ky.	5/9
2009	W, 7-5	Lexington, Ky.	5/10
2010	W, 13-6	Auburn, Ala.	4/23
2010	L, 7-8	Auburn, Ala.	4/24
2010	W, 6-5	Auburn, Ala.	4/25
2011	W, 12-9	Lexington, Ky.	4/8
2011	W, 15-8	Lexington, Ky.	4/9
2011	W, 8-2	Lexington, Ky.	4/10
2014	L, 3-6	Lexington, Ky.	5/9
2014	W, 8-1	Lexington, Ky.	5/10
2014	L, 5-6 (10)	Lexington, Ky.	5/11
2015	W, 6-3	Hoover, Ala.	5/19
2016	W, 5-2	Auburn, Ala.	4/29
2016	W, 10-6	Auburn, Ala.	4/30
2016	L, 6-9	Auburn, Ala.	5/1
2018	L, 4-5	Lexington, Ky.	3/23
2018	W, 4-3 (7)	Lexington, Ky.	3/25
2018	L, 3-13 (7)	Lexington, Ky.	3/25
2018	W, 4-3 (11)	Hoover, Ala.	5/22
2021	L, 6-8	Auburn, Ala.	3/26
2021	L, 6-7	Auburn, Ala.	3/27
2021	L, 4-6	Auburn, Ala.	3/27
2022	L, 1-5	Lexington, Ky.	5/20
2022	W, 6-3	Lexington, Ky.	5/20
2022	L, 3-6	Lexington, Ky.	5/21
2022	L, 1-3	Hoover, Ala.	5/25

## LAGRANGE (AU leads, 6-0)

Year	Result	Location	Date
1987	W, 12-4	Auburn, Ala.	3/29
1988	W, 8-6	Auburn, Ala.	4/6
1988	W, 15-0	Auburn, Ala.	4/20

1989	W, 8-1	Auburn, Ala.	4/20
1990	W, 20-6	Auburn, Ala.	4/3
1991	W		



RESULTS VS. OPPONENTS

Table of game results from 1978 to 1999, including date, score, and opponent.

Table of game results from 2000 to 2013, including date, score, and opponent.

Table of game results from 2013 to 2019, including date, score, and opponent.

Table of game results from 1914 to 1995, including date, score, and opponent.







# RESULTS VS. OPPONENTS

1996	W, 20-14	Auburn, Ala.	4/16
1996	W, 13-6	Auburn, Ala.	4/17
1997	W, 18-3	Auburn, Ala.	2/11
1997	W, 10-3	Auburn, Ala.	4/15
1998	W, 9-6	Auburn, Ala.	4/21
1998	L, 4-5	Auburn, Ala.	4/29
1999	W, 15-2 (7)	Auburn, Ala.	4/28
2000	W, 11-3	Auburn, Ala.	2/15
2000	W, 19-2 (7)	Auburn, Ala.	4/4
2001	W, 13-3	Auburn, Ala.	2/20
2002	W, 3-2	Auburn, Ala.	4/2
2003	W, 7-0	Auburn, Ala.	5/13
2004	L, 1-2	Auburn, Ala.	5/18
2005	W, 6-5	Auburn, Ala.	2/15
2006	W, 18-1	Auburn, Ala.	4/25
2007	W, 5-1	Macon, Ga.	3/27
2007	W, 22-6	Auburn, Ala.	4/10
2008	W, 10-4	Auburn, Ala.	3/25
2008	W, 18-6	Macon, Ga.	5/13
2014	W, 9-5	Auburn, Ala.	3/7
2014	W, 4-1	Auburn, Ala.	3/8
2014	W, 6-5	Auburn, Ala.	3/9
2015	W, 1-0	Tallahassee, Fla.	5/30

## MERCER-ATLANTA (AU trails, 1-0)

Year	Result	Location	Date
1973	L, 5-8		3/21

## MIAMI [FLA.] (AU leads, 7-1)

Year	Result	Location	Date
1946	W, 8-5	Auburn, Ala.	4/16
1946	W, 1-0	Miami, Fla.	5/3
1946	W, 11-7	Miami, Fla.	5/4
1966	W, 7-1	Auburn, Ala.	4/11
1966	W, 8-3	Auburn, Ala.	4/12
1968	W, 7-5	Auburn, Ala.	4/15
1968	W, 6-1	Auburn, Ala.	4/16
1994	L, 5-7	Omaha, Neb.	6/6

## MIAMI [OHIO] (AU leads, 5-2)

Year	Result	Location	Date
1971	W, 7-1		3/19
1971	W, 6-4		3/20
1971	L, 1-5		3/21
1971	L, 4-13		3/23
2010	W, 14-9	Auburn, Ala.	3/5
2010	W, 13-5	Auburn, Ala.	3/6
2010	W, 5-4	Auburn, Ala.	3/7

## MICHIGAN (AU leads, 4-3-1)

Year	Result	Location	Date
1920	T, 1-1	Auburn, Ala.	4/12
1920	W, 4-3	Auburn, Ala.	4/13
1923	W, 8-1	Montgomery, Ala.	4/11
1923	L, 2-9	Auburn, Ala.	4/12
1924	L, 9-10	Montgomery, Ala.	4/16
1926	W, 8-5	Auburn, Ala.	4/5
1991	W, 12-4	Mobile, Ala.	3/9
1993	L, 0-4	Mobile, Ala.	2/27

## MICHIGAN ST. (AU leads, 4-3)

Year	Result	Location	Date
1941	W, 9-8	Auburn, Ala.	3/31
1941	L	Montgomery, Ala.	4/1
1942	L	Auburn, Ala.	3/27
1990	W, 5-4	Auburn, Ala.	3/21
1996	W, 10-9	Mobile, Ala.	2/25
2007	W, 11-6	Mobile, Ala.	2/24
2016	L, 0-3	Pensacola, Fla.	3/5

## MIDDLE TENN. (AU leads, 16-6)

Year	Result	Location	Date
1973	W, 13-4		3/16
1973	L, 2-3		3/17
1976	W, 10-5	Tallahassee, Fla.	5/21
1977	L, 2-5	Auburn, Ala.	
1979	W, 6-5	Auburn, Ala.	2/26
1987	W, 5-3	Huntsville, Ala.	5/22
1994	W, 19-3 (7)	Auburn, Ala.	2/26
1994	W, 9-2 (7)	Auburn, Ala.	2/26
1994	W, 11-9	Auburn, Ala.	2/27
1994	W, 6-1	Murfreesboro, Tenn.	3/22
1995	W, 12-2	Auburn, Ala.	3/4
1995	W, 6-1	Murfreesboro, Tenn.	4/10
1997	W, 4-1 (7)	Auburn, Ala.	2/22
1997	W, 11-7 (7)	Auburn, Ala.	2/22
1997	W, 9-3	Auburn, Ala.	2/23
1999	W, 8-2	Auburn, Ala.	2/19
1999	L, 2-5	Auburn, Ala.	2/20
1999	W, 7-3	Auburn, Ala.	2/21
2013	L, 1-2	Auburn, Ala.	2/23
2022	L, 8-10	Auburn, Ala.	3/11

2022	W, 10-7	Auburn, Ala.	3/13
2022	L, 3-4 (8)	Auburn, Ala.	3/13

## MIGNON MILLS (AU leads, 1-0)

Year	Result	Location	Date
1948	W, 6-3	Auburn, Ala.	4/20

## MINNESOTA (AU leads, 2-0)

Year	Result	Location	Date
1999	W, 9-5	Auburn, Ala.	2/24
2001	W, 14-6	Mobile, Ala.	2/16

## MISS. COLLEGE (AU leads, 2-0)

Year	Result	Location	Date
1937	W, 7-6	Auburn, Ala.	3/31
1937	W, 6-1	Auburn, Ala.	4/1

## MISS. STATE (AU trails, 115-94-1)

Year	Result	Location	Date
1908	W, 6-3	Auburn, Ala.	4/3
1908	W, 7-0	Auburn, Ala.	4/4
1908	W, 6-4	Auburn, Ala.	4/4
1911	W, 5-3	Starkville, Miss.	4/3
1911	L, 0-6	Starkville, Miss.	4/3
1911	W, 2-1	Starkville, Miss.	4/5
1912	W, 6-4	Auburn, Ala.	4/8
1912	W, 10-9	Auburn, Ala.	4/10
1912	W, 2-1	Auburn, Ala.	4/10
1915	L, 0-3	Meridian, Miss.	5/14
1915	L, 3-4	Columbus, Miss.	5/15
1915	T, 1-1	Columbus, Miss.	5/15
1916	W, 5-2	Auburn, Ala.	4/21
1916	W, 3-1	Auburn, Ala.	4/22
1916	W, 5-4	Auburn, Ala.	4/22
1924	L, 0-4	Montgomery, Ala.	5/3
1939	W, 5-1	Starkville, Miss.	4/18
1939	W, 8-2	Starkville, Miss.	4/19
1947	L, 0-4	Starkville, Miss.	4/16
1947	L, 1-7	Auburn, Ala.	5/10
1947	L, 6-9	Auburn, Ala.	5/11
1948	L, 5-7	Starkville, Miss.	5/27
1948	L, 3-4	Starkville, Miss.	5/28
1948	L, 3-4	Auburn, Ala.	5/31
1966	W, 4-2	Tallahassee, Fla.	3/21
1966	L, 5-6	Tallahassee, Fla.	3/22
1975	W, 9-8	Starkville, Miss.	3/21
1975	W, 3-1	Starkville, Miss.	3/22
1975	W, 3-0	Starkville, Miss.	3/22
1975	W, 5-4	Auburn, Ala.	4/28
1975	W, 6-0	Auburn, Ala.	4/28
1976	L, 1-6	Auburn, Ala.	4/23
1976	L, 1-3	Auburn, Ala.	3/27
1976	W, 7-0	Starkville, Miss.	4/26
1976	W, 2-1	Starkville, Miss.	4/27
1976	W, 3-1	Starkville, Miss.	4/27
1976	L, 0-3	Starkville, Miss.	3/18
1977	L, 0-5	Starkville, Miss.	3/19
1977	L, 1-12	Starkville, Miss.	3/19
1977	W, 3-0	Auburn, Ala.	4/23
1977	W, 6-4	Auburn, Ala.	4/24
1977	W, 15-6	Auburn, Ala.	4/24
1978	L, 1-7	Auburn, Ala.	3/18
1978	L, 2-6	Auburn, Ala.	3/18
1978	W, 11-8	Auburn, Ala.	3/19
1978	L, 2-4	Starkville, Miss.	4/22
1978	L, 3-12	Starkville, Miss.	4/22
1978	W, 8-7	Starkville, Miss.	4/23
1978	W, 10-7	Gainesville, Fla.	5/13
1978	L, 2-3	Gainesville, Fla.	5/14
1978	W, 8-5	Gainesville, Fla.	5/15
1979	L, 5-13 (7)	Starkville, Miss.	3/17
1979	L, 2-11 (7)	Starkville, Miss.	3/17
1979	L, 8-15	Starkville, Miss.	3/18
1979	L, 1-4 (7)	Auburn, Ala.	4/21
1979	W, 3-0 (7)	Auburn, Ala.	4/21
1979	L, 1-7	Auburn, Ala.	4/22
1980	W, 5-4 (13)	Auburn, Ala.	3/8
1980	W, 13-4 (7)	Auburn, Ala.	3/9
1980	W, 7-5 (11)	Auburn, Ala.	3/9
1980	L, 1-2 (7)	Starkville, Miss.	4/12
1980	W, 3-2 (7)	Starkville, Miss.	4/12
1980	L, 1-4	Starkville, Miss.	4/13
1981	W, 8-7 (7)	Starkville, Miss.	3/6
1981	W, 4-3 (7)	Starkville, Miss.	3/6
1981	L, 3-8	Starkville, Miss.	3/7
1981	W, 6-4 (7)	Auburn, Ala.	4/11
1981	L, 2-3 (7)	Auburn, Ala.	4/11
1981	L, 6-12	Auburn, Ala.	4/12
1982	W, 6-5 (8)	Auburn, Ala.	3/20
1982	W, 7-4 (7)	Auburn, Ala.	3/20
1982	W, 4-3 (6)	Auburn, Ala.	3/21
1982	L, 2-9 (7)	Starkville, Miss.	4/24

1982	L, 0-6 (5)	Starkville, Miss.	4/24
1982	L, 0-10	Starkville, Miss.	4/25
1983	L, 0-8	Starkville, Miss.	3/19
1983	L, 1-5	Starkville, Miss.	3/19
1983	L, 2-7	Starkville, Miss.	3/20
1983	L, 5-8	Auburn, Ala.	4/24
1983	L, 8-19	Auburn, Ala.	4/24
1984	L, 0-6	Starkville, Miss.	3/17
1984	L, 1-6 (7)	Starkville, Miss.	3/18
1984	L, 1-14 (7)	Starkville, Miss.	3/18
1984	L, 2-5 (7)	Auburn, Ala.	4/21
1984	L, 4-12 (7)	Auburn, Ala.	4/21
1985	L, 1-3 (7)	Starkville, Miss.	3/9
1985	L, 2-3 (7)	Starkville, Miss.	3/9
1985	L, 0-14	Starkville, Miss.	3/10
1985	W, 3-2 (7)	Auburn, Ala.	4/13
1985	W, 3-1 (7)	Auburn, Ala.	4/13
1985	W, 8-1	Auburn, Ala.	4/14
1986	W, 7-6 (7)	Auburn, Ala.	3/15
1986	L, 5-7 (7)	Auburn, Ala.	3/15
1986	W, 7-1	Auburn, Ala.	3/16
1987	W, 8-4 (7)	Starkville, Miss.	3/21
1987	W, 9-3 (7)	Starkville, Miss.	3/21
1987	W, 10-8 (15)	Starkville, Miss.	3/22
1987	L, 3-4	Athens, Ga.	5/16
1988	W, 3-2 (7)	Auburn, Ala.	3/26
1988	L, 3-11 (7)	Auburn, Ala.	3/26
1988	L, 1-5	Auburn, Ala.	3/27
1988	L, 7-10	Starkville, Miss.	5/12
1989	L, 0-7	Starkville, Miss.	3/25
1989	L, 3-13 (7)	Starkville, Miss.	3/25
1989	L, 5-11	Starkville, Miss.	3/26
1989	W, 5-3	Gainesville, Fla.	5/11
1990	W, 15-5	Auburn, Ala.	4/7
1990	L, 0-13 (7)	Auburn, Ala.	4/7
1990	W, 8-4	Auburn, Ala.	4/8
1990	L, 2-16	Hoover, Ala.	5/17
1991	L, 1-2	Starkville, Miss.	4/6
1991	L, 4-5 (7)	Starkville, Miss.	4/6
1991	L, 7-9	Starkville, Miss.	4/7
1991	L, 0-1 (7)	Baton Rouge, La.	5/18
1992	W, 6-5 (10)	Auburn, Ala.	4/18
1992	L, 1-4 (7)	Auburn, Ala.	4/18
1992	L, 3-8	Auburn, Ala.	4/19
1992	L, 1-4	New Orleans, La.	5/14
1993	L, 2-4	Starkville, Miss.	4/24
1993	W, 6-1 (7)	Starkville, Miss.	4/24
1993	W, 12-1	Starkville, Miss.	4/25
1993	L, 10-13	Baton Rouge, La.	5/23
1994	L, 1-4 (10)	Auburn, Ala.	4/22
1994	W, 19-5	Auburn, Ala.	4/23
1994	W, 4-2	Auburn, Ala.	4/24
1994	W, 2-1	Oxford, Miss.	5/20
1994	W, 9-5	Oxford, Miss.	5/21
1995	W, 5-1	Starkville, Miss.	4/21
1995	L, 3-6	Starkville, Miss.	4/22
1995	W, 4-2	Starkville, Miss.	4/23
1995	L, 0-1	Starkville, Miss.	5/18
1996	L, 0-8	Auburn, Ala.	4/19
1996	L, 3-10	Auburn, Ala.	4/20
1996	L, 3-1	Auburn, Ala.	4/21
1997	W, 12-4	Starkville, Miss.	5/3
1997	W, 6-4	Starkville, Miss.	5/3
1997	L, 6-8	Starkville, Miss.	5/4
1997	W, 5-4	Columbus, Ga.	5/16
1998	L, 4-13	Auburn, Ala.	4/17
1998	L, 0-8	Auburn, Ala.	4/18
1999	L, 3-13	Starkville, Miss.	4/2
1999	L, 2-16	Starkville, Miss.	4/3
1999	W, 8-2	Starkville, Miss.	4/4
2000	W, 6-3	Auburn, Ala.	5/12
2000	L, 9-10	Auburn, Ala.	5/13
2000	W, 9-5	Auburn, Ala.	5/14
2001	L, 1-2 (10)	Starkville, Miss.	3/9
2001	L, 0-4	Starkville, Miss.	3/10
2001	L, 2-8	Starkville, Miss.	3/11
2002	W, 7-5	Auburn, Ala.	4/19
2002	L, 1-12	Auburn, Ala.	4/20
2002	W, 19-7	Auburn, Ala.	4/21
2003	L, 2-4	Starkville, Miss.	4/11
2003	W, 8-5	Starkville, Miss.	4/12
2003	W, 7-3	Starkville, Miss.	4/13
2004	L, 4-6	Auburn, Ala.	4/23
2004	L, 8-9 (13)	Auburn, Ala.	4/24
2004	W, 6-5	Auburn, Ala.	4/25
2005	L, 1-4	Starkville, Miss.	4/8
2005	W, 8-7	Starkville, Miss.	4/9
2005	L, 0-4	Starkville, Miss.	4/10
2006	W, 9-4	Auburn, Ala.	4/14
2006	L, 10-17	Auburn, Ala.	4/15
2006	W, 7-3	Auburn, Ala.	4/16
2007	L, 1-4	Starkville, Miss.	5/4

2007	L, 6-11	Starkville, Miss.	5/5
2007	L, 5-9	Starkville, Miss.	5/6
2008	W, 11-4	Auburn, Ala.	5/2
2008	L, 3-4	Auburn, Ala.	5/3
2008	W, 12-2	Auburn, Ala.	5/4
2009			



RESULTS VS. OPPONENTS

1951	L, 2-8	Montgomery, Ala.	4/14
1952	L, 7-10		3/26
1952	L, 4-17		4/7

MOREHEAD ST. (AU leads, 7-0)

Year	Result	Location	Date
1990	W, 16-0 (5)	Auburn, Ala.	3/10
1990	W, 5-4 (7)	Auburn, Ala.	3/10
1990	W, 7-3	Auburn, Ala.	3/11
1997	W, 15-5	Auburn, Ala.	2/7
1997	W, 17-2	Auburn, Ala.	2/8
1997	W, 4-2	Auburn, Ala.	2/9
2015	W, 7-3	Auburn, Ala.	5/12

MURRAY ST. (AU leads, 5-0)

Year	Result	Location	Date
1994	W, 10-1 (7)	Auburn, Ala.	3/19
1994	W, 10-1 (7)	Auburn, Ala.	3/19
2002	W, 5-3	Auburn, Ala.	3/1
2002	W, 9-0	Auburn, Ala.	3/2
2002	W, 12-2 (7)	Auburn, Ala.	3/3

NAVY (AU leads, 1-0)

Year	Result	Location	Date
1971	W, 6-1		3/20

NEW ORLEANS (AU leads, 4-3)

Year	Result	Location	Date
1976	W, 5-1	Auburn, Ala.	4/12
1978	L, 0-5	New Orleans, La.	3/23
1978	W, 6-4	New Orleans, La.	3/24
1981	L, 4-9	New Orleans, La.	3/23
1994	L, 1-3	New Orleans, La.	2/19
2000	W, 4-3 (10)	New Orleans, La.	2/19
2010	W, 13-1	Auburn, Ala.	4/14

NYIT (AU leads, 1-0)

Year	Result	Location	Date
2011	W, 6-3	Charleston, S.C.	3/4

NORTH ALABAMA (AU leads, 5-0)

Year	Result	Location	Date
1975	W, 8-4	Auburn, Ala.	3/26
1976	W, 12-0	Auburn, Ala.	3/11
1976	W, 3-1	Auburn, Ala.	3/11
2019	W, 8-7 (11)	Auburn, Ala.	5/14
2021	W, 14-6	Auburn, Ala.	5/18

N. CAROLINA (AU leads, 9-2-1)

Year	Result	Location	Date
1923	T, 3-3	Montgomery, Ala.	4/30
1978	L, 2-3	Auburn, Ala.	5/21
2001	W, 11-1	Mobile, Ala.	2/17
2002	W, 6-5	Auburn, Ala.	3/8
2002	W, 7-5	Auburn, Ala.	3/9
2002	W, 11-5	Auburn, Ala.	3/10
2003	W, 8-7	Chapel Hill, N.C.	3/7
2003	W, 7-3	Chapel Hill, N.C.	3/8
2003	W, 13-5	Chapel Hill, N.C.	3/9
2019	W, 11-7	Chapel Hill, N.C.	6/8
2019	L, 0-2	Chapel Hill, N.C.	6/9
2019	W, 14-7	Chapel Hill, N.C.	6/10

UNC-ASHEVILLE (AU leads, 3-0)

Year	Result	Location	Date
1999	W, 7-1	Auburn, Ala.	2/6
1999	W, 19-12	Auburn, Ala.	2/7
1999	W, 7-5	Auburn, Ala.	2/8

UNC-GREENSBORO (AU leads, 8-0)

Year	Result	Location	Date
1995	W, 9-1	Auburn, Ala.	3/6
1995	W, 5-2	Auburn, Ala.	3/7
1996	W, 9-4	Auburn, Ala.	3/4
1996	W, 6-4	Auburn, Ala.	3/5
1996	W, 9-3	Auburn, Ala.	3/6
2007	W, 9-2	Auburn, Ala.	2/16
2007	W, 4-2	Auburn, Ala.	2/17
2007	W, 4-1	Auburn, Ala.	2/18

NC STATE (AU leads, 2-1)

Year	Result	Location	Date
1993	L, 2-13	Stillwater, Okla.	5/30
1999	W, 9-7	Tallahassee, Fla.	5/28
2018	W, 15-7	Raleigh, N.C.	6/3

UNC-WILMINGTON (AU leads, 5-0)

Year	Result	Location	Date
1989	W, 4-0	Auburn, Ala.	3/8
1989	W, 12-8	Auburn, Ala.	3/9
1992	W, 10-4	Auburn, Ala.	3/3
1992	W, 2-0	Auburn, Ala.	3/4

1992	W, 4-3	Auburn, Ala.	3/4
------	--------	--------------	-----

N. GEORGIA (AU leads, 2-0-1)

Year	Result	Location	Date
1908	W, 6-3	Auburn, Ala.	3/26
1908	W, 15-4	Auburn, Ala.	3/27
1908	T, 6-6	Auburn, Ala.	3/28

N. ILLINOIS (AU trails, 1-0)

Year	Result	Location	Date
1993	L, 3-4	Auburn, Ala.	3/10

NORTHEASTERN (AU leads, 3-1)

Year	Result	Location	Date
2018	W, 6-0	Auburn, Ala.	3/9
2018	W, 14-8	Auburn, Ala.	3/10
2018	L, 1-2	Auburn, Ala.	3/10
2018	W, 13-4	Raleigh, N.C.	6/1

NORTHWESTERN (AU leads, 1-0)

Year	Result	Location	Date
1999	W, 6-2	Montgomery, Ala.	3/7

NOTRE DAME (AU leads, 4-0)

Year	Result	Location	Date
1976	W, 10-2	Auburn, Ala.	3/17
1976	W, 9-0	Auburn, Ala.	3/17
1976	W, 8-6	Auburn, Ala.	3/18
1994	W, 8-0	Clemson, S.C.	5/28

OAKLAND (AU leads, 1-0)

Year	Result	Location	Date
2000	W, 8-4	Auburn, Ala.	2/22
2020	W, 17-1	Auburn, Ala.	2/19

OGLETHORPE (AU leads, 37-21-2)

Year	Result	Location	Date
1919	W, 3-2 (10)	Auburn, Ala.	4/18
1919	W, 6-2	Auburn, Ala.	4/19
1920	W, 7-0	Atlanta, Ga.	4/1
1920	W, 3-1	Atlanta, Ga.	4/2
1921	W, 11-3	Auburn, Ala.	4/1
1921	L, 1-3	Auburn, Ala.	4/2
1922	PPD	Atlanta, Ga.	4/28
1922	PPD	Atlanta, Ga.	4/29
1926	L, 8-9	Atlanta, Ga.	5/4
1926	W, 8-2	Auburn, Ala.	5/5
1931	W, 13-8	Atlanta, Ga.	4/10
1931	W, 14-5	Atlanta, Ga.	4/11
1931	L, 3-8	Auburn, Ala.	4/13
1931	W, 12-0	Auburn, Ala.	4/14
1932	W, 6-5 (10)	Auburn, Ala.	5/6
1932	W, 11-5	Auburn, Ala.	5/7
1932	W, 3-1	Atlanta, Ga.	5/13
1932	W, 12-5	Atlanta, Ga.	5/14
1933	W, 7-2	Atlanta, Ga.	5/5
1933	W, 9-5	Atlanta, Ga.	5/6
1933	L, 0-8	Auburn, Ala.	5/12
1933	L, 10-13 (10)	Auburn, Ala.	5/13
1934	L, 2-8	Atlanta, Ga.	5/4
1934	W, 13-6	Atlanta, Ga.	5/5
1934	T, 6-6 (12)	Auburn, Ala.	5/11
1934	L, 3-9	Auburn, Ala.	5/12
1935	L, 1-3	Auburn, Ala.	5/10
1935	L, 5-7	Auburn, Ala.	5/11
1935	L, 3-9	Auburn, Ala.	5/11
1935	W, 2-0	Auburn, Ala.	5/14
1935	L, 5-7 (13)	Auburn, Ala.	5/15
1936	W, 7-6	Auburn, Ala.	4/3
1936	W, 8-4	Auburn, Ala.	4/4
1936	W, 10-4	Atlanta, Ga.	5/8
1936	L, 2-3	Atlanta, Ga.	5/9
1937	W, 11-10	Atlanta, Ga.	5/7
1937	W, 12-10 (10)	Atlanta, Ga.	5/8
1937	L, 4-6	Auburn, Ala.	5/13
1937	W, 4-1	Auburn, Ala.	5/14
1938	L, 2-3	Atlanta, Ga.	5/4
1938	W, 5-3	Auburn, Ala.	5/13
1938	W, 5-4	Auburn, Ala.	5/14
1939	L, 3-5	Atlanta, Ga.	3/31
1939	L, 3-5	Atlanta, Ga.	4/1
1939	W	Auburn, Ala.	5/12
1939	W, 11-4	Auburn, Ala.	5/13
1940	W, 7-0	Atlanta, Ga.	4/10
1940	W, 7-3	Atlanta, Ga.	4/11
1940	L, 4-9	Auburn, Ala.	5/10
1940	W, 12-7	Auburn, Ala.	5/11
1941	L, 2-3	Atlanta, Ga.	4/10
1941	T, 1-1	Atlanta, Ga.	4/10
1941	W, 6-1	Auburn, Ala.	5/9
1941	W, 8-3	Auburn, Ala.	5/10
1942	W, 5-4	Atlanta, Ga.	4/1

1942	L, 5-7	Atlanta, Ga.	4/2
1942	W, 4-1	Atlanta, Ga.	5/8
1942	L, 1-3	Atlanta, Ga.	5/9
1960	W, 6-2	Auburn, Ala.	4/19
1965	W, 11-2		4/14
1969	L, 2-3	Auburn, Ala.	3/28
1969	W, 4-1	Auburn, Ala.	3/29

OHIO (AU leads, 9-1)

Year	Result	Location	Date
1976	W, 6-4	Auburn, Ala.	3/22
1976	W, 7-4	Auburn, Ala.	3/22
1976	W, 2-1	Auburn, Ala.	3/23
1976	W, 6-4	Auburn, Ala.	3/24
1977	W, 10-3	Auburn, Ala.	3/22
1977	W, 9-3	Auburn, Ala.	3/22
1977	W, 5-3	Auburn, Ala.	3/23
1977	L, 7-8	Auburn, Ala.	3/23
1990	W, 8-3 (7)	Auburn, Ala.	3/21
1990	W, 7-4	Auburn, Ala.	3/22

OHIO ST. (Series tied, 4-4)

Year	Result	Location	Date
1924	L, 4-7	Auburn, Ala.	3/19
1924	W, 3-1	Auburn, Ala.	3/20
1967	W, 1-0	Omaha, NE	6/12
1995	W, 9-5	Mobile, Ala.	2/25
1995	W, 8-6	Oklahoma City, Okla.	5/26
2003	L, 2-6	Auburn, Ala.	5/31
2003	L, 7-9	Auburn, Ala.	6/1
2014	L, 0-1	Port Charlotte, Fla.	2/15

OKLAHOMA (AU trails, 6-1)

Year	Result	Location	Date
1992	L, 3-6	Mobile, Ala.	3/7
1994	L, 4-5	Omaha, Neb.	6/4
1995	L, 8-9	Oklahoma City, Okla.	5/27
1995	L, 1-3	Oklahoma City, Okla.	5/28
1998	W, 9-8	Tallahassee, Fla.	5/23
2021	L, 3-4 (10)	Round Rock, Texas	2/26
2022	L, 0-3	Arlington, Texas	2/18

OKLAHOMA ST. (Series tied, 1-1)

Year	Result	Location	Date
1993	L, 10-14	Stillwater, Okla.	5/29
2015	W, 9-2	Auburn, Ala.	2/28

OLD DOMINION (AU leads, 2-0)

Year	Result	Location	Date
1986	W, 7-5	Auburn, Ala.	3/6
1994	W, 11-8 (10)	Clemson, S.C.	5/27

OLE MISS (AU trails, 97-89-1)

Year	Result	Location	Date
1938	W, 6-5	Oxford, Miss.	4/18
1938	L, 3-5	Oxford, Miss.	4/19
1939	W, 3-2	Auburn, Ala.	4/29
1939	W, 4-1	Auburn, Ala.	4/29
1947	W, 6-1	Oxford, Miss.	4/17
1948	W, 6-0	Auburn, Ala.	3/29
1948	L, 4-7	Auburn, Ala.	3/30
1952	W, 6-5	Auburn, Ala.	4/16
1952	W, 10-6	Auburn, Ala.	4/17
1963	L, 6-7	Oxford, Miss.	5/8
1963	W, 7-4	Auburn, Ala.	5/10
1963	W, 6-2	Auburn, Ala.	5/11
1964	W, 10-9	Auburn, Ala.	5/13
1964	L, 0-7	Oxford, Miss.	5/15
1964	L, 0-5	Oxford, Miss.	5/16
1966	L, 3-5	Tallahassee, Fla.	3/23
1967	W, 2-1	Oxford, Miss.	5/10
1967	W, 9-6	Auburn, Ala.	5/12
1976	W, 3-2	Oxford, Miss.	3/19
1976	W, 6-4	Oxford, Miss.	3/19
1976	W, 1-0	Oxford, Miss.	3/20
1976	L, 1-3	Auburn, Ala.	4/16
1976	W, 5-2	Auburn, Ala.	4/16
1976	L, 2-9	Auburn, Ala.	4/17
1977	W, 3-1	Auburn, Ala.	4/2
1977	W, 9-4	Auburn, Ala.	4/2
1977	L, 7-14	Auburn, Ala.	4/3
1977	L, 4-6	Oxford, Miss.	5/7
1977	W, 5-1	Oxford, Miss.	5/7
1977	L, 4-7	Oxford, Miss.	5/8
1978	L, 3-8	Oxford, Miss.	4/1
1978	W, 6-5	Oxford, Miss.	4/1
1978	W, 11-6	Oxford, Miss.	4/2
1978	W, 3-1	Auburn, Ala.	5/6
1978	W, 1-0	Auburn, Ala.	5/6
1979	L, 4-5 (7)	Oxford, Miss.	4/7
1979	L, 3-4 (10)	Oxford, Miss.	4/7
1979	L, 2-4	Oxford, Miss.	4/8

1980	L, 1-4 (7)	Oxford, Miss.	3/22
1980	L, 3-7 (7)	Oxford, Miss.	3/22
1980	W, 4-3	Oxford, Miss.	3/23
1980	W, 5-4 (7)	Auburn, Ala.	4/26
1980	W, 4-0 (7)	Auburn, Ala.	4/26
1980	L, 4-5	Auburn, Ala.	4/27
1980	W		





# RESULTS VS. OPPONENTS

2005	W, 4-3	Auburn, Ala.	5/6
2005	W, 12-4	Auburn, Ala.	5/7
2005	L, 1-9	Auburn, Ala.	5/8
2006	L, 2-14	Oxford, Miss.	4/8
2006	W, 6-2	Oxford, Miss.	4/8
2006	L, 1-12	Oxford, Miss.	4/9
2007	L, 2-4	Auburn, Ala.	3/30
2007	L, 4-7	Auburn, Ala.	3/31
2007	W, 3-2	Auburn, Ala.	4/1
2008	L, 6-7	Oxford, Miss.	5/9
2008	W, 11-1	Oxford, Miss.	5/10
2008	L, 2-5	Oxford, Miss.	5/11
2009	L, 2-9	Auburn, Ala.	5/1
2009	L, 2-8	Auburn, Ala.	5/2
2009	L, 4-11	Auburn, Ala.	5/3
2010	W, 5-3	Oxford, Miss.	5/20
2010	W, 18-4	Oxford, Miss.	5/21
2010	W, 11-1	Oxford, Miss.	5/22
2010	L, 7-10 (10)	Hoover, Ala.	5/28
2011	W, 6-3	Auburn, Ala.	4/21
2011	L, 7-10	Auburn, Ala.	4/22
2011	W, 9-7	Auburn, Ala.	4/23
2012	L, 1-2	Oxford, Miss.	3/16
2012	W, 10-4	Oxford, Miss.	3/17
2012	W, 3-2	Oxford, Miss.	3/18
2013	L, 1-6	Auburn, Ala.	5/3
2013	W, 8-5	Auburn, Ala.	5/4
2013	W, 5-4	Auburn, Ala.	5/5
2014	L, 5-8 (13)	Oxford, Miss.	4/4
2014	L, 0-6	Oxford, Miss.	4/5
2014	L, 1-5	Oxford, Miss.	4/5
2015	W, 3-1	Auburn, Ala.	4/17
2015	L, 2-7	Auburn, Ala.	4/18
2015	W, 14-0	Auburn, Ala.	4/18
2016	L, 4-6	Oxford, Miss.	4/22
2016	L, 4-7	Oxford, Miss.	4/23
2016	L, 5-6	Oxford, Miss.	4/24
2017	W, 4-1	Auburn, Ala.	5/18
2017	W, 9-1	Auburn, Ala.	5/19
2017	L, 4-8	Auburn, Ala.	5/20
2017	W, 5-4	Hoover, Ala.	5/23
2018	L, 4-5	Oxford, Miss.	5/10
2018	L, 3-8	Oxford, Miss.	5/11
2018	L, 3-10	Oxford, Miss.	5/12
2018	W, 9-3	Hoover, Ala.	5/23
2018	L, 0-7	Hoover, Ala.	5/25
2019	W, 7-4	Auburn, Ala.	4/18
2019	L, 3-5	Auburn, Ala.	4/19
2019	W, 6-5 (10)	Auburn, Ala.	4/20
2021	L, 0-1	Oxford, Miss.	3/19
2021	L, 5-6	Oxford, Miss.	3/20
2021	L, 11-19	Oxford, Miss.	3/21
2021	L, 4-7	Hoover, Ala.	5/25
2022	L, 6-13	Auburn, Ala.	3/17
2022	W, 19-5	Auburn, Ala.	3/18
2022	L, 2-15	Auburn, Ala.	3/19
2022	L, 1-5	Omaha, Neb.	6/18

## OPELIKA (AU leads, 4-1)

Year	Result	Location	Date
1949	W, 11-9	Opelika, Ala.	4/1
1950	W, 8-4	Opelika, Ala.	4/12
1950	L, 5-6	Opelika, Ala.	4/19
1951	W, 17-8	Opelika, Ala.	4/11
1951	W, 7-4	Opelika, Ala.	4/16

## ORAL ROBERTS (AU leads, 2-1)

Year	Result	Location	Date
2016	L, 7-8	Auburn, Ala.	3/11
2016	W, 10-1	Auburn, Ala.	3/12
2016	W, 18-11	Auburn, Ala.	3/13

## OREGON STATE (AU leads, 2-1)

Year	Result	Location	Date
2022	W, 7-5	Corvallis, Ore.	6/11
2022	L, 3-4	Corvallis, Ore.	6/12
2022	W, 4-3	Corvallis, Ore.	6/13

## PENN (AU leads, 1-0)

Year	Result	Location	Date
1995	W, 2-1	Oklahoma City, Okla.	5/25

## PENN ST. (AU leads, 3-0)

Year	Result	Location	Date
1995	W, 9-2	Auburn, Ala.	3/10
1995	W, 8-5	Auburn, Ala.	3/11
1995	W, 14-0	Auburn, Ala.	3/12

## PEPPERDINE (AU trails, 1-0)

Year	Result	Location	Date
1993	L, 1-7	Orlando, Fla.	2/5

## PHENIX CITY (AU leads, 1-0)

Year	Result	Location	Date
1946	W, 13-0	Phenix City, Ala.	5/11

## PRESBYTERIAN (AU leads, 8-2)

Year	Result	Location	Date
2012	W, 18-2	Auburn, Ala.	5/8
2014	L, 6-10	Auburn, Ala.	2/28
2014	W, 3-0	Auburn, Ala.	3/1
2014	W, 12-5	Auburn, Ala.	3/2
2017	L, 8-11	Auburn, Ala.	3/10
2017	W, 7-5	Auburn, Ala.	3/11
2017	W, 8-0	Auburn, Ala.	3/12
2021	W, 14-3	Auburn, Ala.	2/19
2021	W, 6-1	Auburn, Ala.	2/20
2021	W, 2-1 (10)	Auburn, Ala.	2/21

## PRINCETON (AU leads, 1-0)

Year	Result	Location	Date
2003	W, 5-2	Auburn, Ala.	5/30

## PURDUE (AU leads, 6-3)

Year	Result	Location	Date
1940	W, 7-2	Auburn, Ala.	3/28
1940	L, 1-6	Auburn, Ala.	3/29
1941	W, 13-1	Auburn, Ala.	3/27
1941	L, 0-2	Auburn, Ala.	3/28
1941	W, 8-3	Auburn, Ala.	3/30
2007	W, 4-3	Auburn, Ala.	3/9
2007	W, 11-0	Auburn, Ala.	3/10
2007	W, 12-6	Auburn, Ala.	3/11
2012	L, 8-9	Auburn, Ala.	3/2

## RADFORD (AU leads, 12-1)

Year	Result	Location	Date
1994	W, 4-2 (7)	Auburn, Ala.	5/10
1994	W, 7-3 (7)	Auburn, Ala.	5/10
1998	W, 19-3	Auburn, Ala.	3/10
1998	W, 12-1	Auburn, Ala.	3/11
1999	W, 8-3	Auburn, Ala.	2/26
1999	W, 7-5	Auburn, Ala.	2/27
1999	W, 15-0 (7)	Auburn, Ala.	2/28
2011	L, 6-8 (13)	Auburn, Ala.	2/25
2011	W, 3-2	Auburn, Ala.	2/26
2011	W, 2-0	Auburn, Ala.	2/27
2015	W, 3-2 (10)	Auburn, Ala.	2/21
2015	W, 6-1	Auburn, Ala.	2/21
2015	W, 6-0	Auburn, Ala.	2/22

## RHODE ISLAND (AU leads, 4-0)

Year	Result	Location	Date
2022	W, 7-2	Auburn, Ala.	3/4
2022	W, 16-0	Auburn, Ala.	3/5
2022	W, 12-0	Auburn, Ala.	3/5
2022	W, 14-1	Auburn, Ala.	3/6

## RICE (AU leads, 1-0)

Year	Result	Location	Date
1997	W, 10-1	Omaha, Neb.	6/1

## RICHMOND (AU leads, 5-0)

Year	Result	Location	Date
1986	W, 12-6	Auburn, Ala.	3/10
1986	W, 4-1	Auburn, Ala.	3/11
1987	W, 9-3	Auburn, Ala.	3/5
1988	W, 5-0	Auburn, Ala.	2/27
1988	W, 7-0	Auburn, Ala.	2/28

## RIDER (AU leads, 4-0)

Year	Result	Location	Date
1967	W, 4-3	Omaha, NE	6/14
1988	W, 11-5	Auburn, Ala.	3/29
1988	W, 8-7	Auburn, Ala.	3/30
1988	W, 10-8	Auburn, Ala.	3/31

## RIVERVIEW (AU leads, 1-0)

Year	Result	Location	Date
1942	W, 19-1	Riverview	5/1

## RUTGERS (Series tied, 1-1)

Year	Result	Location	Date
1998	L, 15-17	Tallahassee, Fla.	5/21
1998	W, 7-4	Tallahassee, Fla.	5/23

## SACRAMENTO ST. (AU trails, 2-1)

Year	Result	Location	Date
2016	W, 10-5	Auburn, Ala.	2/19
2016	L, 5-6	Auburn, Ala.	2/20
2016	L, 6-7	Auburn, Ala.	2/21

## ST. LOUIS (NL) (AU trails, 0-1)

Year	Result	Location	Date
1935	L, 1-5	St. Louis, Mo.	4/4

## SAMFORD (AU leads, 76-25-1)

Year	Result	Location	Date
1909	W, 7-1	Auburn, Ala.	4/1
1909	W, 19-5	Auburn, Ala.	4/2
1909	W, 7-5	Auburn, Ala.	4/3
1911	W	Auburn, Ala.	5/4
1911	W	Auburn, Ala.	5/5
1911	W	Auburn, Ala.	5/6
1919	L, 3-4	Auburn, Ala.	5/6
1919	W, 5-4	Auburn, Ala.	5/6
1920	T, 1-1	Auburn, Ala.	3/26
1920	W, 9-3	Auburn, Ala.	3/27
1924	L, 2-5	Auburn, Ala.	3/24
1924	W, 2-1	Auburn, Ala.	3/25
1924	W, 3-2	Birmingham, Ala.	4/25
1926	W, 8-0	Birmingham, Ala.	4/14
1930	W, 10-6	Auburn, Ala.	5/12
1930	W, 8-6	Birmingham, Ala.	5/15
1952	W, 8-3		4/3
1952	L, 7-8		4/9
1953	W, 4-3		4/9
1954	W, 16-7	Auburn, Ala.	3/22
1955	W, 6-4	Auburn, Ala.	3/25
1955	W, 10-6	Birmingham, Ala.	3/30
1957	W, 8-1	Auburn, Ala.	4/2
1958	L, 4-6	Auburn, Ala.	4/30
1959	L, 1-2		3/25
1959	W, 8-3		4/29
1961	L, 3-4	Auburn, Ala.	3/16
1961	W, 12-6	Birmingham, Ala.	4/10
1985	W, 22-7	Auburn, Ala.	2/27
1986	W, 16-2	Birmingham, Ala.	3/4
1986	W, 6-1	Birmingham, Ala.	4/1
1986	W, 11-8	Auburn, Ala.	4/15
1986	W, 8-3	Auburn, Ala.	
1987	L, 6-11	Birmingham, Ala.	3/19
1987	W, 8-0	Auburn, Ala.	4/8
1987	L, 2-4	Auburn, Ala.	4/8
1987	W, 7-2	Auburn, Ala.	4/22
1988	W, 14-1	Birmingham, Ala.	3/23
1988	W, 8-3 (7)	Auburn, Ala.	4/5
1988	W, 14-0 (5)	Auburn, Ala.	4/5
1989	W, 10-0	Auburn, Ala.	4/13
1990	W, 7-6	Birmingham, Ala.	2/28
1990	W, 11-5	Auburn, Ala.	4/18
1991	W, 6-1	Hoover, Ala.	3/21
1991	W, 10-9	Auburn, Ala.	4/3
1992	W, 8-5	Birmingham, Ala.	3/19
1992	W, 6-4	Auburn, Ala.	4/8
1993	W, 5-1	Auburn, Ala.	2/13
1993	W, 13-3	Auburn, Ala.	2/14
1994	W, 12-3	Birmingham, Ala.	3/8
1994	W, 9-8	Auburn, Ala.	4/27
1995	L, 3-4 (10)	Birmingham, Ala.	2/22
1995	W, 14-5	Auburn, Ala.	3/28
1996	L, 2-5	Birmingham, Ala.	2/28
1996	W, 1-0	Auburn, Ala.	4/9
1997	W, 7-0	Vestavia, Ala.	3/4
1997	W, 9-3	Auburn, Ala.	4/2
1998	W, 7-4	Birmingham, Ala.	2/26
1998	W, 12-2	Auburn, Ala.	4/22
1998	W, 10-6	Auburn, Ala.	5/6
1999	W, 7-4	Birmingham, Ala.	2/13
1999	W, 15-5	Auburn, Ala.	4/13
2000	W, 28-6	Birmingham, Ala.	2/8
2000	W, 10-4	Auburn, Ala.	4/11
2001	W, 6-5	Auburn, Ala.	4/10
2002	L, 2-5	Auburn, Ala.	2/12
2002	W, 6-4	Birmingham, Ala.	3/6
2003	W, 10-1	Auburn, Ala.	2/11
2003	W, 11-2	Birmingham, Ala.	3/4
2004	W, 11-5	Auburn, Ala.	2/24
2004	W, 6-2	Birmingham, Ala.	4/27
2005	L, 6-9	Auburn, Ala.	3/29
2005	W, 12-6	Birmingham, Ala.	4/12
2005	W, 8-1	Auburn, Ala.	4/26
2006	W, 6-4	Auburn, Ala.	3/21
2006	L, 4-5	Hoover, Ala.	4/4
2007	W, 4-1	Auburn, Ala.	2/27
2007	L, 8-9	Hoover, Ala.	4/18
2008	W, 14-6	Hoover, Ala.	3/26
2008	L, 11-12	Auburn, Ala.	4/22
2009	W, 18-7	Birmingham, Ala.	3/24
2009	L, 2-8	Auburn, Ala.	4/21
2010	W, 10-3	Birmingham, Ala.	3/23
2010	W, 11-4	Auburn, Ala.	4/27
2011	L, 0-8	Auburn, Ala.	4/26
2011	L, 8-9 (10)	Birmingham, Ala.	5/10

2012	L, 5-8	Birmingham, Ala.	3/27
2012	W, 7-5	Auburn, Ala.	4/10
2013	W, 6-2	Birmingham, Ala.	4/16
2013	W, 9-3	Auburn, Ala.	5/8
2014	L, 1-8	Auburn, Ala.	4/1
2014	L, 6-7	Birmingham, Ala.	4/15
2015	L, 0-7	Auburn, Ala.	3/10
2015	W, 9-4	Birmingham, Ala.	3/31
2017	L, 6-7	Auburn, Ala.	2/28
2017	W, 16-15	Birmingham, Ala.	4/11
2018	L, 3-12	Birmingham, Ala.	4/10
2018	W, 7-2	Auburn, Ala.	4/24
2021	W, 6-4	Auburn, Ala.	4/20
2021	L, 1-6	Hoover, Ala.	5/12
2022	W, 4-1	Auburn, Ala.	



RESULTS VS. OPPONENTS

Table with columns for Year, Result, Location, and Date. Rows include games from 1993 to 2022 against various opponents like Mobile, Auburn, and Tallahassee.

Table with columns for Year, Result, Location, and Date. Rows include games from 2011 to 2022 against opponents like Columbia, S.C., Hoover, and Tallahassee.

Table with columns for Year, Result, Location, and Date. Rows include games from 1968 to 2022 against opponents like Mobile, Auburn, and Tallahassee.

Table with columns for Year, Result, Location, and Date. Rows include games from 1986 to 2022 against opponents like Auburn, Knoxville, and Tallahassee.

SOUTH CAROLINA (AU trails, 47-30)

Table with columns for Year, Result, Location, and Date. Rows include games from 1927 to 2011 against Columbia, S.C., Hoover, and other opponents.

SOUTHERN (AU leads, 2-1)

Table with columns for Year, Result, Location, and Date. Rows include games from 2016 to 2022 against Auburn.

SOUTHERN (ALA) (AU leads, 7-3)

Table with columns for Year, Result, Location, and Date. Rows include games from 1900 to 1917 against various opponents in the Southern region.

SO. BENEDICTINE (AU leads, 1-0)

Table with columns for Year, Result, Location, and Date. Row includes game from 1979 against Auburn.

SOUTHERN ILLINOIS (AU trails, 0-1)

Table with columns for Year, Result, Location, and Date. Row includes game from 1970 against Illinois.

SOUTHERN MISS (AU leads, 5-2)

Table with columns for Year, Result, Location, and Date. Rows include games from 1968 to 2016 against Hattiesburg, Mobile, and Pensacola.

SOUTH FLORIDA (AU leads, 2-1)

Table with columns for Year, Result, Location, and Date. Rows include games from 1989 to 1998 against Tallahassee and Kissimmee.

SPRINGFIELD (AU trails, 0-1)

Table with columns for Year, Result, Location, and Date. Row includes game from 1967 against Springfield.

SPRING HILL (AU leads, 8-1-1)

Table with columns for Year, Result, Location, and Date. Rows include games from 1926 to 1967 against Mobile and other opponents.

STANFORD (AU trails, 4-1)

Table with columns for Year, Result, Location, and Date. Rows include games from 1967 to 2022 against Omaha, Neb.

STETSON (AU trails, 2-0)

Table with columns for Year, Result, Location, and Date. Rows include games from 2000 to 2002 against Atlanta, Ga.

TALLADEGA (AU leads, 2-0)

Table with columns for Year, Result, Location, and Date. Rows include games from 1947 to 1949 against Talladega, Ala.

TALLASSEE (AU leads, 1-0)

Table with columns for Year, Result, Location, and Date. Row includes game from 1939 against Tallassee, Ala.

TAMPA (AU leads, 3-1)

Table with columns for Year, Result, Location, and Date. Rows include games from 1950 to 1993 against Auburn.

TENNESSEE (AU leads, 97-41)

Table with columns for Year, Result, Location, and Date. Rows include games from 1948 to 1986 against Auburn, Knoxville, and other opponents.

TENNESSEE-MARTIN (AU leads, 2-0)

Table with columns for Year, Result, Location, and Date. Rows include games from 2019 to 2022 against Auburn.

TENNESSEE ST. (AU leads, 2-0)

Table with columns for Year, Result, Location, and Date. Row includes game from 1993 against Auburn.







# RESULTS VS. OPPONENTS

1993 W, 3-0 (7) Auburn, Ala. 5/4

## TENNESSEE TECH (AU leads, 2-0)

Year	Result	Location	Date
2017	W, 5-3	Tallahassee, Fla.	6/3
2022	W, 4-3	Madison, Ala.	3/9

## TEXAS (AU leads, 2-0-1)

Year	Result	Location	Date
1912	W, 4-3	Auburn, Ala.	4/22
1912	T, 3-3	Auburn, Ala.	4/22
1995	W, 4-2	Oklahoma City, Okla.	5/28

## TEXAS A&M (AU trails, 15-13)

Year	Result	Location	Date
2013	W, 6-4 (10)	College Station, Texas	4/5
2013	W, 10-5	College Station, Texas	4/6
2013	L, 1-4	College Station, Texas	4/7
2014	W, 4-0	Auburn, Ala.	3/14
2014	W, 5-2	Auburn, Ala.	3/15
2014	L, 0-9	Auburn, Ala.	3/15
2015	L, 2-6	College Station, Texas	3/13
2015	L, 4-10	College Station, Texas	3/14
2015	L, 1-6	College Station, Texas	3/15
2016	L, 8-12	Auburn, Ala.	3/19
2016	W, 9-7	Auburn, Ala.	3/19
2016	L, 10-12	Auburn, Ala.	3/20
2017	W, 2-1	College Station, Texas	4/7
2017	L, 3-6	College Station, Texas	4/8
2017	L, 1-3	College Station, Texas	4/9
2018	W, 4-1	Auburn, Ala.	3/16
2018	W, 11-5	Auburn, Ala.	3/17
2018	L, 1-5	Auburn, Ala.	3/18
2018	L, 2-4	Hoover, Ala.	5/24
2019	L, 0-4	College Station, Texas	4/12
2019	W, 7-0	College Station, Texas	4/13
2019	L, 1-4	College Station, Texas	4/14
2021	W, 6-1	Round Rock, Texas	2/28
2021	W, 5-4	Auburn, Ala.	5/14
2021	L, 9-11	Auburn, Ala.	5/15
2021	W, 8-5	Auburn, Ala.	5/16
2022	W, 6-5 (10)	College Station, Texas	3/25
2022	L, 4-5 (11)	College Station, Texas	3/26
2022	W, 13-9	College Station, Texas	3/27

## UTSA (AU leads, 3-0)

Year	Result	Location	Date
2019	W, 6-0	Auburn, Ala.	3/8
2019	W, 5-0	Auburn, Ala.	3/9
2019	W, 8-3	Auburn, Ala.	3/9

## TEXAS SOUTHERN (AU leads, 1-0)

Year	Result	Location	Date
2011	W, 11-1	Auburn, Ala.	4/27

## TEXAS TECH (AU leads, 1-0)

Year	Result	Location	Date
2022	W, 2-1	Arlington, Texas	2/19

## TROY (AU leads, 58-23)

Year	Result	Location	Date
1935	W, 4-1	Auburn, Ala.	3/27
1935	L, 6-7	Troy, Ala.	4/16
1935	W, 10-7	Troy, Ala.	4/16
1936	W, 10-4	Auburn, Ala.	3/26
1936	W, 5-0	Auburn, Ala.	3/26
1936	W, 2-1	Auburn, Ala.	5/1
1936	W, 3-1	Auburn, Ala.	5/1
1937	W, 17-2	Auburn, Ala.	4/2
1937	L, 5-10	Auburn, Ala.	4/3
1937	W, 2-1 (5)	Troy, Ala.	4/21
1937	W, 12-4	Troy, Ala.	4/22
1938	W, 12-9	Auburn, Ala.	3/30
1938	W, 15-9	Auburn, Ala.	3/31
1938	W	Troy, Ala.	4/13
1938	W, 5-1	Troy, Ala.	4/14
1939	W, 4-3	Auburn, Ala.	3/31
1939	W, 13-4	Auburn, Ala.	4/24
1939	W, 6-5	Auburn, Ala.	4/24
1975	L, 3-5	Auburn, Ala.	4/21
1976	W, 12-0	Auburn, Ala.	4/18
1977	W, 4-1	Auburn, Ala.	4/20
1978	W, 4-1	Auburn, Ala.	4/30
1979	W, 3-2	Auburn, Ala.	4/30
1980	W, 6-2	Auburn, Ala.	4/16
1981	W, 6-5	Troy, Ala.	3/1
1981	W, 15-10	Auburn, Ala.	4/16
1982	L, 4-5	Troy, Ala.	3/3
1982	W, 14-12	Auburn, Ala.	5/4
1983	L, 5-6	Troy, Ala.	3/3
1983	L, 0-1	Auburn, Ala.	4/27
1984	W, 16-11	Troy, Ala.	3/30

1984	L, 9-14	Auburn, Ala.	4/25
1985	W, 12-6	Troy, Ala.	3/17
1985	L, 5-9	Auburn, Ala.	4/23
1992	W, 4-1	Auburn, Ala.	2/28
1993	W, 7-3	Auburn, Ala.	3/11
1994	W, 32-9	Auburn, Ala.	3/2
1994	L, 3-6	Montgomery, Ala.	5/2
1995	W, 11-7	Auburn, Ala.	3/1
1995	W, 6-2	Montgomery, Ala.	5/3
1996	W, 11-4	Montgomery, Ala.	3/2
1996	L, 2-9	Auburn, Ala.	5/1
1997	W, 10-7	Auburn, Ala.	2/20
1998	W, 10-0	Montgomery, Ala.	5/5
1999	L, 5-12	Auburn, Ala.	2/16
2000	W, 14-7	Auburn, Ala.	2/29
2000	W, 11-8 (10)	Montgomery, Ala.	3/28
2001	W, 4-3	Auburn, Ala.	2/13
2001	W, 5-0	Montgomery, Ala.	3/27
2002	W, 13-0	Auburn, Ala.	2/19
2002	L, 6-11	Montgomery, Ala.	4/30
2003	W, 5-1	Auburn, Ala.	2/25
2003	W, 13-2	Montgomery, Ala.	4/2
2004	W, 4-2	Auburn, Ala.	3/9
2004	L, 3-4	Montgomery, Ala.	3/17
2005	W, 12-2	Auburn, Ala.	2/22
2005	W, 4-3	Troy, Ala.	5/3
2006	W, 5-4 (10)	Auburn, Ala.	2/21
2006	L, 7-12	Troy, Ala.	3/28
2006	L, 6-7	Montgomery, Ala.	4/19
2007	W, 11-3	Auburn, Ala.	2/20
2007	L, 4-5 (16)	Troy, Ala.	4/25
2008	W, 6-4	Troy, Ala.	3/18
2008	L, 3-6	Auburn, Ala.	4/29
2009	W, 26-6	Auburn, Ala.	4/28
2009	W, 13-8	Troy, Ala.	4/29
2010	L, 4-5	Troy, Ala.	3/31
2010	W, 16-3	Auburn, Ala.	4/20
2011	W, 6-1	Auburn, Ala.	3/29
2011	L, 6-14	Troy, Ala.	4/5
2012	W, 7-4	Auburn, Ala.	4/17
2012	W, 7-0	Troy, Ala.	4/24
2013	L, 2-11	Troy, Ala.	3/26
2014	W, 6-0	Auburn, Ala.	4/8
2016	L, 3-4	Pensacola, Fla.	3/4
2016	W, 7-2	Auburn, Ala.	5/10
2017	L, 2-5	Auburn, Ala.	4/25
2018	W, 6-5	Auburn, Ala.	2/21
2018	L, 5-9	Troy, Ala.	5/15
2022	W, 13-1	Auburn, Ala.	2/23
2022	W, 11-4	Troy, Ala.	5/10

## TULANE (AU leads, 17-8-1)

Year	Result	Location	Date
1904	PPD	Auburn, Ala.	5/5
1904	PPD	Auburn, Ala.	5/6
1904	PPD	Auburn, Ala.	5/7
1914	W, 8-3	Auburn, Ala.	4/17
1914	W, 1-0	Auburn, Ala.	4/18
1914	W, 8-6	Auburn, Ala.	4/18
1926	L, 2-4	New Orleans, La.	4/2
1926	W, 4-0	New Orleans, La.	4/3
1927	W, 12-3	Auburn, Ala.	4/1
1927	W, 6-0	Auburn, Ala.	4/2
1928	W, 6-1	Auburn, Ala.	3/30
1928	W, 9-3	New Orleans, La.	3/31
1929	L, 4-10	New Orleans, La.	3/29
1929	W, 17-1	New Orleans, La.	3/30
1930	W, 11-2	Auburn, Ala.	3/29
1930	W, 5-1	Auburn, Ala.	3/29
1951	L, 5-7	New Orleans, La.	4/4
1951	W, 8-4	New Orleans, La.	4/5
1952	L, 7-10	Auburn, Ala.	4/11
1952	L, 7-7	Auburn, Ala.	4/12
1953	L, 2-8	New Orleans, La.	3/21
1968	W, 4-2	Auburn, Ala.	4/12
1968	W, 11-0	Auburn, Ala.	4/13
1970	L, 1-3	New Orleans, La.	3/22
1992	W, 3-1	Mobile, Ala.	3/8
1994	W, 5-2	New Orleans, La.	2/20
1999	L, 5-7	Tallahassee, Fla.	5/30
1999	W, 13-9	Tallahassee, Fla.	5/30
2000	L, 8-11	New Orleans, La.	2/18

## TUSKEGEE (AU leads, 1-0)

Year	Result	Location	Date
1978	W, 19-10	Auburn, Ala.	5/2

## UAB (AU leads, 53-11)

Year	Result	Location	Date
1979	L, 4-5 (13)	Birmingham, Ala.	4/19
1979	W, 12-2	Auburn, Ala.	5/8
1980	L, 1-5	Auburn, Ala.	4/24

1980	L, 2-3 (10)	Birmingham, Ala.	5/6
1981	W, 6-5	Birmingham, Ala.	4/4
1981	W, 4-3	Auburn, Ala.	4/22
1982	W, 13-1	Auburn, Ala.	4/27
1983	L, 5-6	Birmingham, Ala.	4/12
1983	W, 17-6	Auburn, Ala.	4/26
1984	L, 1-18	Birmingham, Ala.	4/24
1984	W, 7-4	Auburn, Ala.	5/1
1985	W, 14-11	Birmingham, Ala.	3/7
1985	W, 9-8	Auburn, Ala.	4/9
1986	W, 17-9	Birmingham, Ala.	3/12
1986	W, 11-5	Auburn, Ala.	3/27
1987	W, 23-2	Birmingham, Ala.	2/25
1987	W, 8-2	Auburn, Ala.	4/29
1988	W, 4-1	Auburn, Ala.	5/4
1989	W, 4-1	Auburn, Ala.	4/26
1990	W, 11-6	Auburn, Ala.	3/7
1990	L, 1-2	Birmingham, Ala.	3/27
1991	W, 6-5 (11)	Auburn, Ala.	4/30
1991	L, 4-5	Hoover, Ala.	5/1
1992	W, 8-1	Auburn, Ala.	4/29
1992	W, 5-2	Birmingham, Ala.	4/30
1993	W, 20-1	Auburn, Ala.	4/13
1993	W, 4-1	Hoover, Ala.	4/21
1993	W, 5-1	Auburn, Ala.	4/28
1994	L, 3-9	Birmingham, Ala.	3/23
1994	W, 7-2	Birmingham, Ala.	4/26
1994	W, 9-3	Auburn, Ala.	5/11
1995	W, 9-6	Birmingham, Ala.	3/2
1995	W, 16-2	Birmingham, Ala.	3/22
1995	W, 10-3	Auburn, Ala.	4/18
1995	W, 8-5	Auburn, Ala.	4/19
1996	W, 2-1 (10)	Birmingham, Ala.	3/20
1996	L, 3-5	Auburn, Ala.	4/30
1997	W, 9-7	Birmingham, Ala.	3/25
1997	W, 9-8	Auburn, Ala.	4/16
1998	W, 4-3	Auburn, Ala.	3/24
1998	W, 8-4	Birmingham, Ala.	4/1
1999	W, 17-5	Auburn, Ala.	4/6
2000	W, 6-0	Birmingham, Ala.	2/9
2000	W, 11-6	Auburn, Ala.	2/16
2001	W, 15-3	Auburn, Ala.	4/25
2001	W, 12-2	Birmingham, Ala.	5/1
2002	W, 13-1	Birmingham, Ala.	3/5
2002	W, 9-2	Auburn, Ala.	3/19
2003	W, 4-2	Auburn, Ala.	4/15
2004	W, 13-6	Birmingham, Ala.	3/23
2004	W, 5-2	Auburn, Ala.	4/6
2011	W, 6-0	Auburn, Ala.	2/20
2014	W, 6-5	Auburn, Ala.	5/13
2015	W, 6-4	Birmingham, Ala.	3/17
2016	W, 4-1	Auburn, Ala.	5/17
2017	W, 4-0	Auburn, Ala.	3/14
2017	L, 2-8	Birmingham, Ala.	5/9
2018	W, 11-8	Birmingham, Ala.	3/6
2018	W, 12-2	Auburn, Ala.	4/17
2019	W, 13-5	Birmingham, Ala.	3/19
2019	L, 4-6	Auburn, Ala.	5/7
2021	W, 6-5	Birmingham, Ala.	3/9
2022	W, 16-1	Auburn, Ala.	3/2
2022	W, 6-4	Birmingham, Ala.	4/5

## UCLA (AU leads, 1-0)

Year	Result	Location	Date
2022	W, 11-4	Auburn, Ala.	6/5

## VALDOSTA ST. (Series tied, 1-1)



## RESULTS VS. OPPONENTS

1999	W, 4-2	Nashville, Tenn.	3/19
1999	W, 6-5 (11)	Nashville, Tenn.	3/20
1999	W, 8-2	Nashville, Tenn.	3/21
2000	W, 5-1	Auburn, Ala.	4/21
2000	L, 8-9	Auburn, Ala.	4/22
2000	W, 10-8	Auburn, Ala.	4/23
2001	W, 12-2	Nashville, Tenn.	4/6
2001	W, 18-11	Nashville, Tenn.	4/7
2001	L, 6-8	Nashville, Tenn.	4/8
2002	W, 6-5	Auburn, Ala.	5/3
2002	W, 6-5	Auburn, Ala.	5/4
2002	W, 7-6 (10)	Auburn, Ala.	5/5
2003	L, 4-7	Nashville, Tenn.	4/25
2003	W, 7-4	Nashville, Tenn.	4/26
2003	L, 0-3	Nashville, Tenn.	4/27
2003	W, 3-1	Hoover, Ala.	5/22
2006	L, 0-2	Nashville, Tenn.	3/24
2006	L, 1-9	Nashville, Tenn.	3/25
2006	L, 2-5	Nashville, Tenn.	3/26
2007	L, 5-10	Auburn, Ala.	5/11
2007	L, 5-6 (10)	Auburn, Ala.	5/12
2007	W, 5-4	Auburn, Ala.	5/13
2008	W, 6-3	Nashville, Tenn.	4/18
2008	L, 2-8	Nashville, Tenn.	4/19
2008	L, 5-9	Nashville, Tenn.	4/20
2009	L, 3-12	Auburn, Ala.	3/27
2009	W, 5-3	Auburn, Ala.	3/28
2009	W, 11-10	Auburn, Ala.	3/29
2010	L, 6-11	Nashville, Tenn.	4/16
2010	W, 12-2	Nashville, Tenn.	4/17
2010	L, 2-3	Nashville, Tenn.	4/18
2011	L, 6-11	Auburn, Ala.	4/1
2011	L, 2-11	Auburn, Ala.	4/2
2011	L, 2-6	Auburn, Ala.	4/3
2012	L, 4-5	Nashville, Tenn.	4/13
2012	W, 5-2	Nashville, Tenn.	4/14
2012	L, 2-11	Nashville, Tenn.	4/15
2013	L, 2-5	Auburn, Ala.	3/15
2013	L, 1-8	Auburn, Ala.	3/16
2013	L, 6-8	Auburn, Ala.	3/17
2015	W, 6-4	Auburn, Ala.	3/20
2015	L, 5-10	Auburn, Ala.	3/21
2015	L, 6-7 (10)	Auburn, Ala.	3/21
2016	L, 2-5	Nashville, Tenn.	5/19
2016	L, 3-9	Nashville, Tenn.	5/19
2016	L, 3-4	Nashville, Tenn.	5/21
2018	W, 4-1	Auburn, Ala.	5/4
2018	W, 11-5	Auburn, Ala.	5/5
2018	W, 14-0	Auburn, Ala.	5/6
2019	L, 6-12	Nashville, Tenn.	4/25
2019	L, 2-5	Nashville, Tenn.	4/26
2019	L, 5-9	Nashville, Tenn.	4/27
2019	L, 1-11 (8)	Hoover, Ala.	5/22
2022	W, 5-1	Auburn, Ala.	4/8
2022	L, 4-19	Auburn, Ala.	4/9
2022	W, 8-2	Auburn, Ala.	4/10

## VIRGINIA (AU leads, 9-5)

Year	Result	Location	Date
1920	L, 0-1	Charlottesville, VA	4/21
1920	W, 4-0	Charlottesville, VA	4/22
1947	L, 0-3	Charlottesville, VA	6/8
1985	L, 8-9	Auburn, Ala.	3/11
1985	W, 8-5	Auburn, Ala.	3/12
1985	W, 12-11	Auburn, Ala.	3/13
1987	W, 4-2	Auburn, Ala.	3/10
1987	W, 7-4	Auburn, Ala.	3/11
1988	L, 8-13	Auburn, Ala.	3/16
1999	W, 11-2	Orlando, Fla.	1/30
2003	W, 14-13	Auburn, Ala.	2/14
2003	W, 5-3	Auburn, Ala.	2/15
2003	W, 7-5	Auburn, Ala.	2/16
2011	L, 2-13	Auburn, Ala.	2/19

## VCU (AU leads, 23-2)

Year	Result	Location	Date
1996	W, 10-1	Auburn, Ala.	2/9
1996	W, 7-3	Auburn, Ala.	2/10
1996	W, 9-2	Auburn, Ala.	2/11
1998	W, 12-3	Auburn, Ala.	2/13
1998	W, 4-1	Auburn, Ala.	2/14
1998	W, 13-4	Auburn, Ala.	2/15
1999	W, 7-2	Auburn, Ala.	3/9
1999	W, 12-4	Auburn, Ala.	3/10
2000	W, 7-6	Auburn, Ala.	2/25
2000	W, 11-6	Auburn, Ala.	2/26
2000	L, 3-7	Auburn, Ala.	2/27
2001	W, 6-2	Auburn, Ala.	2/23
2001	W, 5-4	Auburn, Ala.	2/24
2002	W, 11-3	Auburn, Ala.	2/8
2002	W, 9-4	Auburn, Ala.	2/9
2002	W, 8-2	Auburn, Ala.	2/10

2003	W, 5-4	Auburn, Ala.	2/7
2003	L, 2-5	Auburn, Ala.	2/8
2003	W, 5-0	Auburn, Ala.	2/9
2004	W, 9-3	Auburn, Ala.	3/5
2004	W, 7-0	Auburn, Ala.	3/6
2004	W, 4-3	Auburn, Ala.	3/7
2005	W, 4-3	Auburn, Ala.	2/18
2005	W, 11-0	Auburn, Ala.	2/19
2005	W, 6-4	Auburn, Ala.	2/20

## VMI (AU leads, 17-3)

Year	Result	Location	Date
1920	W, 7-2	Lexington City, Va.	4/24
1990	W, 11-1	Auburn, Ala.	3/15
1996	W, 14-0 (7)	Auburn, Ala.	2/17
1996	W, 6-0	Auburn, Ala.	2/17
1996	W, 14-3	Auburn, Ala.	2/18
1997	W, 14-2	Auburn, Ala.	4/8
1997	W, 17-3	Auburn, Ala.	4/9
1998	W, 19-7 (7)	Auburn, Ala.	4/7
2005	W, 5-4	Auburn, Ala.	3/11
2005	W, 12-0	Auburn, Ala.	3/12
2005	W, 4-3	Auburn, Ala.	3/13
2006	W, 7-0	Auburn, Ala.	2/3
2006	L, 5-8	Auburn, Ala.	2/4
2006	L, 8-10	Auburn, Ala.	2/5
2007	L, 3-7	Auburn, Ala.	3/13
2007	W, 10-8	Auburn, Ala.	3/14
2008	W, 9-3	Auburn, Ala.	3/6
2008	W, 6-4	Auburn, Ala.	3/7
2008	W, 10-1	Auburn, Ala.	3/8
2008	W, 6-5	Auburn, Ala.	3/9

## VIRGINIA TECH (AU leads, 1-0)

Year	Result	Location	Date
1994	W, 7-0	Clemson, S.C.	5/26

## WASH. &amp; LEE (AU leads, 2-1)

Year	Result	Location	Date
1920	L, 4-6	Lexington City, Va.	4/23
1921	W, 4-0	Lexington City, Va.	4/20
1921	W, 6-1	Lexington City, Va.	4/21

## WAKE FOREST (AU leads, 2-0)

Year	Result	Location	Date
1966	W, 12-5	Auburn, Ala.	4/2
1999	W, 7-3	Montgomery, Ala.	3/5

## WEST ALABAMA (AU leads, 7-0)

Year	Result	Location	Date
1977	W, 7-2	Auburn, Ala.	4/6
1978	W, 13-9	Auburn, Ala.	3/30
1979	W, 8-0	Auburn, Ala.	5/2
1981	W, 4-1 (6)	Auburn, Ala.	3/4
1982	W, 13-9	Auburn, Ala.	5/5
1984	W, 9-7	Auburn, Ala.	3/22
1985	W, 12-6	Auburn, Ala.	4/20

## W. CAROLINA (AU leads, 19-6)

Year	Result	Location	Date
1988	W, 3-0	Auburn, Ala.	2/12
1988	W, 7-3	Auburn, Ala.	2/13
1988	L, 1-4	Auburn, Ala.	2/14
1988	W, 1-0 (7)	Auburn, Ala.	2/14
1989	W, 15-2	Auburn, Ala.	2/10
1989	L, 2-3 (7)	Auburn, Ala.	2/10
1989	W, 8-3 (7)	Auburn, Ala.	2/11
1989	W, 15-2	Auburn, Ala.	2/12
1989	W, 16-6	Auburn, Ala.	5/20
1989	W, 5-3	Auburn, Ala.	5/20
1990	L, 3-9 (7)	Auburn, Ala.	2/10
1990	L, 2-4 (7)	Auburn, Ala.	2/10
1990	W, 9-6 (7)	Auburn, Ala.	2/11
1990	L, 9-13 (8)	Auburn, Ala.	2/11
1991	W, 17-16	Auburn, Ala.	2/8
1991	W, 9-2 (7)	Auburn, Ala.	2/9
1991	L, 3-4 (7)	Auburn, Ala.	2/9
1991	W, 13-6	Auburn, Ala.	2/10
1997	W, 11-3	Tallahassee, Fla.	5/22
2001	W, 14-1	Auburn, Ala.	2/2
2001	W, 4-2	Auburn, Ala.	2/3
2001	W, 5-4	Auburn, Ala.	2/4
2004	W, 5-4	Auburn, Ala.	2/13
2004	W, 4-1	Auburn, Ala.	2/14
2004	W, 6-0	Auburn, Ala.	2/15

## WESTERN KENTUCKY (AU leads, 3-0)

Year	Result	Location	Date
1979	W, 17-1	Auburn, Ala.	3/8
2009	W, 11-7	Auburn, Ala.	3/11
2011	W, 13-8	Charleston, S.C.	3/6

## WESTERN MICH. (AU trails, 0-2)

Year	Result	Location	Date
1971	L, 6-7	Auburn, Ala.	3/22
1971	L, 9-11	Auburn, Ala.	3/23

## WEST FLORIDA (AU trails, 0-4)

Year	Result	Location	Date
1991	L, 1-3	Auburn, Ala.	2/16
1992	L, 6-9	Auburn, Ala.	2/21
1992	L, 1-2	Auburn, Ala.	2/22
1993	L, 0-2	Auburn, Ala.	3/8

## WEST GEORGIA (AU leads, 12-0)

Year	Result	Location	Date
1969	W, 2-1	Auburn, Ala.	3/29
1971	W, 6-4	Auburn, Ala.	3/27
1971	W, 10-0	Auburn, Ala.	3/27
1972	W, 10-2	Auburn, Ala.	3/20
1972	W, 9-0	Auburn, Ala.	3/21
1987	W, 11-3 (7)	Auburn, Ala.	3/1
1987	W, 10-2 (7)	Auburn, Ala.	3/1
1988	W, 11-6	Auburn, Ala.	3/22
1989	W, 7-2 (7)	Auburn, Ala.	4/3
1989	W, 17-2 (7)	Auburn, Ala.	4/3
1992	W, 6-4	Auburn, Ala.	4/1
1993	W, 5-2 (7)	Auburn, Ala.	4/14

## WEST VIRGINIA (AU leads, 3-2)

Year	Result	Location	Date
1963	L, 1-2	Gastonia, N.C.	5/29
1967	W, 8-3	Gastonia, N.C.	6/2
1970	W, 2-1	Auburn, Ala.	3/9
1970	L, 0-3	Auburn, Ala.	3/10
1999	W, 13-4	Montgomery, Ala.	3/6

## WV WESLEYAN (AU leads, 2-0)

Year	Result	Location	Date
1915	W, 6-3	Auburn, Ala.	4/3
1915	W, 2-0	Auburn, Ala.	4/3

## WILLIAM &amp; MARY (AU leads, 1-0)

Year	Result	Location	Date
1997	W, 10-8	Auburn, Ala.	3/12

## WINTHROP (AU leads, 7-2)

Year	Result	Location	Date
1995	L, 1-11	Auburn, Ala.	3/10
1996	W, 5-1	Auburn, Ala.	2/20
1996	L, 8-9 (13)	Auburn, Ala.	2/21
1997	W, 13-7	Auburn, Ala.	2/25
1997	W, 5-3	Auburn, Ala.	2/26
1998	W, 9-5	Auburn, Ala.	2/10
1999	W, 8-6	Tallahassee, Fla.	5/29
2000	W, 6-3	Auburn, Ala.	2/5
2000	W, 11-5	Auburn, Ala.	2/6

## WOFFORD (AU leads, 2-1)

Year	Result	Location	Date
1920	L, 2-3	Spartanburg, S.C.	4/19
1920	W, 5-4	Spartanburg, S.C.	4/20
2013	W, 7-4	Auburn, Ala.	4/3
2020	L, 3-4	Auburn, Ala.	3/11

## WRIGHT STATE (AU leads, 3-0)

Year	Result	Location	Date
2020	W, 7-2	Auburn, Ala.	2/28
2020	W, 20-6	Auburn, Ala.	2/29
2020	W, 6-0	Auburn, Ala.	3/1

## XAVIER (AU leads, 3-0)

Year	Result	Location	Date
2015	W, 7-2	Auburn, Ala.	3/6
2015	W, 3-2 (11)	Auburn, Ala.	3/7
2015	W, 10-6	Auburn, Ala.	3/8

## YALE (AU leads, 3-2)

Year	Result	Location	Date
1921	L, 1-4	Auburn, Ala.	3/25
1923	W, 4-0	Macon, Ga.	4/2
2022	W, 9-0	Auburn, Ala.	2/25
2022	W, 4-3	Auburn, Ala.	2/26
2022	L, 4-5	Auburn, Ala.	2/26







# COACHING RECORDS SINCE 1949

## COACHING RECORDS SINCE 1949

### VICTORIES


Coach	Years	Overall			Pct.
		W	L	T	
Hal Baird	(16) 1985-00	634	328	0	.659
Paul Nix	(22) 1963-84	515	376	0	.578
Butch Thompson	(7) 2016-22	222	164	0	.575
John Pawlowski	(5) 2009-13	167	126	0	.570
Steve Renfro	(4) 2001-04	145	92	0	.612
Tom Slater	(4) 2005-08	115	113	0	.504
Dick McGowen	(7) 1951-57	90	76	2	.542
Sunny Golloway	(2) 2014-15	64	54	0	.542
Erk Russell	(4) 1959-62	59	37	1	.613
Johnny Williamson	(2) 1949-50	21	23	0	.477
Joe Connally	(1) 1958	17	8	0	.680

### WINNING PERCENTAGE

Coach	Years	Overall			Pct.
		W	L	T	
Joe Connally	(1) 1958	17	8	0	.680
Hal Baird	(16) 1985-00	634	328	0	.659
Erk Russell	(4) 1959-62	59	37	1	.613
Steve Renfro	(4) 2001-04	145	92	0	.612
Paul Nix	(22) 1963-84	515	376	0	.578
Butch Thompson	(7) 2016-22	222	164	0	.575
John Pawlowski	(5) 2009-13	167	126	0	.570
Dick McGowen	(7) 1951-57	90	76	2	.542
Sunny Golloway	(2) 2014-15	64	54	0	.542
Tom Slater	(4) 2005-08	115	113	0	.504
Johnny Williamson	(2) 1949-50	21	23	0	.477

### GAMES COACHED

Coach	Years	Games	Overall		
			W	L	T
Hal Baird	(16) 1985-00	962	634	328	0
Paul Nix	(22) 1963-84	891	515	376	0
Butch Thompson	(7) 2016-22	386	222	164	0
John Pawlowski	(5) 2009-13	293	167	126	0
Steve Renfro	(4) 2001-04	237	145	92	0
Tom Slater	(4) 2005-08	228	115	113	0
Dick McGowen	(7) 1951-57	168	90	76	2
Sunny Golloway	(2) 2014-15	118	64	54	0
Erk Russell	(4) 1959-62	97	59	37	1
Johnny Williamson	(2) 1949-50	44	21	23	0
Joe Connally	(1) 1958	25	17	8	0





YEAR-BY-YEAR STANDINGS

Table with columns: Year, Overall, Pct., SEC, Pct., SEC\* Finish, Coach. Lists annual performance from 1895 to 1984, including SIAA Champs and Coach names like Sam McAllister and Herschel Bobo/Del Morgan.

Table with columns: Year, Overall, Pct., SEC, Pct., SEC\* Finish, Coach. Lists annual performance from 1985 to 2022, including Coach names like Steve Renfroe and John Pawlowski.

\* Finish in SEC East (1959-1975) and SEC West from (1976-1985)
# Won postseason SEC Tournament
! NCAA College World Series
S Season canceled after 18 games due to COVID-19

Below are Auburn's all-time end-of-season rankings (highest ranking listed)

Table with columns: YEAR, FINAL RANK, POLL(S), YEAR, FINAL RANK, POLL(S). Shows end-of-season rankings from 1964 to 2000 across various polls like ESPN, BA, and PG.


CB - Collegiate Baseball; BA - Baseball America;
BM - Baseball Magazine; ESPN - USA Today/
ESPN; NCBWA - National Collegiate Baseball Writers
Association; PG - Perfect Game







# COLLEGE WORLD SERIES




## 1965

**Paul Nix, 32-10**

**Omaha, NE 3rd**

Ohio State.....	1-0	W
Stanford.....	3-6	L
Rider.....	4-3	W
Stanford (7 inn./rain).....	3-5	L




## 1966

**Paul Nix, 37-15**

**Omaha, NE T-7th**

Clemson.....	4-9	L
Maine.....	8-9	L




## 1994

**Hal Baird, 44-21**

**Omaha, NE T-7th**

Oklahoma.....	4-5	L
Miami (Fla.).....	5-7	L



## 1997

**Hal Baird, 50-17**

**Omaha, NE T-5th**

Stanford.....	3-8	L
Rice.....	10-1	W
Stanford.....	4-11	L



## 2019

**Butch Thompson, 38-28**

**Omaha, NE T-7th**

Mississippi State.....	4-5	L
Louisville.....	3-5	L



## 2022

**Butch Thompson, 43-22**

**Omaha, NE T-5th**

Mississippi State.....	1-5	L
Stanford.....	6-2	W
Arkansas.....	1-11	L

### CWS LINESCORES

#### 1967

**Auburn 1, Ohio State 0 • June 12**

OSU.....	000	000	000	-	0	5	2
AU.....	100	000	00X	-	1	5	3

W: Lowe (14-1), L: Boggs (4-1)

**Stanford 6, Auburn 3 • June 13**

AU.....	000	102	000	-	3	8	3
SU.....	310	000	20X	-	6	7	1

W: Vance (11-0), L: Blauser (5-5)

**Auburn 4, Rider 3 • June 14**

RC.....	000	011	100	-	3	10	6
AU.....	000	102	001	-	4	6	2

W: Lowe (15-1), L: Mischik (7-3)

**Stanford 5, Auburn 3 • June 15**

AU.....	010	001	1	-	3	7	3
SU.....	100	400	0	-	5	5	0

W: Hamm, L: Boverl

#### 1976

**Clemson 9, Auburn 4 • June 11**

AU.....	000	111	001	-	4	10	2
CU.....	000	502	11X	-	9	10	1

W: Porter (12-0), L: Hudson (10-5)

**Maine 9, Auburn 8 • June 12**

AU.....	410	030	000	-	8	13	2
UM.....	230	202	00X	-	9	12	4

W: LaCasse (7-1), L: Leach (8-5)

#### 1994

**Oklahoma 9, Auburn 4 • June 4**

AU.....	000	000	031	-	4	12	1
OU.....	020	100	11X	-	5	11	2

W: Redman (13-3), L: Powell (5-4), S: Buckles (13)

**Miami 7, Auburn 5 • June 6**

UM.....	400	000	300	-	7	8	6
AU.....	001	012	010	-	5	12	2

W: Westfall (3-0), L: Humphreys (13-4), S: Tessmer (3)

#### 1997

**Stanford 8, Auburn 3 • May 30**

AU.....	000	201	000	-	3	6	3
SU.....	010	050	02X	-	8	12	1

W: Hutchinson (8-3), L: Hebson (11-4), S: Austin (4)

**Auburn 10, Rice 1 • June 1**

RU.....	000	001	000	-	1	4	1
AU.....	014	203	00X	-	10	11	0

W: Hudson (15-2), L: Bess (3-3)

**Stanford 11, Auburn 4 • June 3**

SU.....	300	104	102	-	11	13	2
AU.....	004	000	000	-	4	8	3

W: Austin (5-2), L: Dunham (5-2)

#### 2019

**Mississippi State 5, Auburn 4 • June 16**

AU.....	020	100	010	-	4	6	2
MSU.....	000	001	004	-	5	12	3

W: Gordon (5-0), L: Burns (4-4)

**Louisville 5, Auburn 3 • June 16**

UL.....	100	300	010	-	5	7	0
AU.....	010	000	101	-	3	13	2

W: Elliott (3-2), L: Horn (4-2), S: Kirian (5)

#### 2022

**Ole Miss 5, Auburn 1 • June 18**

OM.....	201	002	000	-	5	11	1
AU.....	000	000	100	-	1	4	1

W: DeLucia (7-2), L: Gonzalez (7-4)

**Auburn 6, Stanford 2 • June 20**

AU.....	000	004	200	-	6	11	0
SU.....	110	000	000	-	2	8	0

W: Bright (5-4), L: Matthews (9-2), S: Burkhalter (16)

**Arkansas 11, Auburn 1 • June 21**

UA.....	103	401	002	-	11	16	1
AU.....	000	000	100	-	1	4	1

W: McEntire (2-2), L: Barnett (3-3)



# COLLEGE WORLD SERIES

## AUBURN COLLEGE WORLD SERIES RECORDS

### GAMES PLAYED

Series: 4, by 8 players (1967)

### AT BATS

Game: 5, 33 times,  
Series: 17, Scotty Long (1967) [4 games]

### RUNS SCORED

Game: 3, Josh Etheridge vs. Rice (6/1/97)  
Series: 5, Josh Etheridge (1997) [3 games]

### HITS

Game: 4, Mark Bellhorn vs. Miami (Fla.) (6/6/94)  
Series: 7, Ray Cox (1967) [4 games]

### RUNS BATTED IN

Game: 6, Tim Hudson vs. Rice (6/1/97)  
Series: 8, Tim Hudson (1997) [3 games]

### DOUBLES

Game: 2, two times, last by C. Foster vs. Stanford (6/20/2022)  
Series: 3, Scotty Long (1967) [4 games]

### HOME RUNS

Game: 1, 10 times, last by B. Peirce vs. Arkansas (6/21/2022)  
Series: 2, Richie Howard (1976) [2 games]

### STOLEN BASES

Game: 2, Rob Macrory vs. Stanford (5/30/97)  
Series: 3, Rob Macrory (1997) [3 games]

### GAMES PITCHED

Series: 3, Q.V. Lowe (1967)

### GAMES STARTED

Series: 1, 16 times, last by M. Barnett vs. Arkansas (6/21/2022)

### GAMES RELIEVED

Series: 2, seven times, last by Carson Skipper (2022)

### WINS

Series: 2, Q.V. Lowe (1967)

### LOSSES

Series: 1, 12 times, last by M. Barnett vs. Arkansas (6/21/2022)

### SAVES

Series: 1, Blake Burkhalter vs. Stanford (6/20/2022)

### INNINGS PITCHED

Game: 9.0, Q.V. Lowe vs. Ohio State (1967)  
Series: 14.2, Q.V. Lowe (1967) [3 games]

### STRIKEOUTS

Game: 8, Trace Bright vs. Stanford (6/20/2022)  
Series: 8, Trace Bright [1 game], Carson Skipper [2 games] (2022)

### BASES ON BALLS

Game: 4, George Simmons vs. Rider (6/14/78)  
Series: 4, George Simmons vs. Rider (6/14/78)

## AUBURN VS. CWS OPPONENTS

Arkansas .....	0-1
Clemson .....	0-1
Louisville .....	0-1
Maine .....	0-1
Miami (Fla.) .....	0-1
Mississippi State .....	0-1
Ohio State .....	1-0
Oklahoma .....	0-1
Ole Miss .....	0-1
Rice .....	1-0
Rider .....	1-0
Stanford .....	1-4
<b>12 Opponents .....</b>	<b>4-12</b>







# NCAA SUPER REGIONALS

## SUPER REGIONAL RESULTS

Year	Opponent	Score	Result	Location
1999	Florida State	2-10	L	Tallahassee, FL
	Florida State	3-6	L	Tallahassee, FL
2018	Florida	2-8	L	Gainesville, FL
	Florida	3-2	W	Gainesville, FL
	Florida	2-3 [11]	L	Gainesville, FL
2019	North Carolina	11-7	W	Chapel Hill, NC
	North Carolina	0-2	L	Chapel Hill, NC
	North Carolina	14-7	W	Chapel Hill, NC
2022	Oregon State	7-5	W	Corvallis, OR
	Oregon State	3-4	L	Corvallis, OR
	Oregon State	4-3	W	Corvallis, OR

### 1999 SUPER REGIONAL AT TALLAHASSEE, FL

(2) Florida State 10, Auburn 2  
 (2) Florida State 6, Auburn 3 (Auburn eliminated)

### 2018 SUPER REGIONAL AT GAINESVILLE, FL

(1) Florida 8, Auburn 2  
 Auburn 3, (1) Florida 2  
 (1) Florida 3, Auburn 2 [11 inn.] (Auburn eliminated)

### 2019 SUPER REGIONAL AT CHAPEL HILL, NC

Auburn 11, (14) North Carolina 7  
 (14) North Carolina 2, Auburn 0  
 Auburn 14, (14) North Carolina 7 (North Carolina eliminated)

### 2022 SUPER REGIONAL AT CORVALLIS, OR

(14) Auburn 7, (3) Oregon State 5  
 (3) Oregon State 4, (14) Auburn 3  
 (14) Auburn 4, (3) Oregon State 3

## AUBURN SUPER REGIONAL RECORDS

### BATTING

#### AT BATS

Game: 6, Rankin Woley at North Carolina (6/10/19)  
 Series: 15, three times, last by three players at North Carolina (2019) [3 games]

#### RUNS

Game: 3, Ryan Bliss at North Carolina (6/10/19)  
 Series: 5, Ryan Bliss at North Carolina (2019) [3 games]

#### HITS

Game: 3, four times, last by Brody Moore at Oregon State (6/11/22)  
 Series: 6, Conor Davis at North Carolina (2019) [3 games]

#### RBI

Game: 3, five times, last by Judd Ward & Edouard Julien vs. North Carolina (6/10/19)  
 Series: 6, Edouard Julien at North Carolina (2019) [3 games]

#### HOME RUNS

Game: 1, eight times, last by Sonny DiChiara at Oregon State (6/13/22)  
 Series: 2, Sonny DiChiara at Oregon State (2022) [3 games]

#### STOLEN BASES

Game: 2, Mailon Kent at Florida State (6/4/99)

#### BATTING AVERAGE

Series [min. 7 AB]: .500, Conor Davis at North Carolina (2019) [6-for-12 in 3 games]

### PITCHING

#### INNINGS PITCHED

Game: 8.1, Brent Schoening at Florida State (6/5/99)  
 Series: 8.1, Brent Schoening at (1999)

#### STRIKEOUTS

Game: 11, Brent Schoening at Florida State (6/5/99)  
 Series: 11, Brent Schoening at (1999)

#### BASE ON BALLS

Game: 6, Bailey Horn at North Carolina (6/9/19)  
 Series: 6, Bailey Horn at North Carolina (2019) [3 games]





## NCAA REGIONALS

## REGIONAL RESULTS

Year	Opponent	Score	Result	Location
1963	West Virginia	1-2	L	Gastonia, NC
	Florida State	3-4	L	Gastonia, NC
1967	West Virginia	8-3	W	Gastonia, NC
	Florida State	13-2	W	Gastonia, NC
	Clemson	2-3	L	Gastonia, NC
	Clemson	6-5	W	Gastonia, NC
1976	Middle Tenn. St.	10-5	W	Tallahassee, FL
	Florida State	2-1	W	Tallahassee, FL
	Jacksonville	7-5	W	Tallahassee, FL
1978	Memphis State	14-10	W	Auburn, AL
	North Carolina	2-3	L	Auburn, AL
	Memphis State	5-6	L	Auburn, AL
1987	Seton Hall	22-1	W	Huntsville, AL
	Middle Tenn. St.	5-3	W	Huntsville, AL
	Seton Hall	6-15	L	Huntsville, AL
	Clemson	3-6	L	Huntsville, AL
1989	South Florida	9-3	W	Tallahassee, FL
	Clemson	14-7	W	Tallahassee, FL
	Florida State	6-7	L	Tallahassee, FL
	Clemson	1-11	L	Tallahassee, FL
1993	Arizona	9-1	W	Stillwater, OK
	Oklahoma St.	10-14	L	Stillwater, OK
	N.C. State	2-13	L	Stillwater, OK
1994	Virginia Tech	7-0	W	Clemson, SC
	Old Dominion	11-8 [10]	W	Clemson, SC
	Clemson	11-5	W	Clemson, SC
	Notre Dame	8-0	W	Clemson, SC
1995	Pennsylvania	2-1	W	Oklahoma City, OK
	Ohio State	8-6	W	Oklahoma City, OK
	Oklahoma	8-9	L	Oklahoma City, OK
	Texas	4-2	W	Oklahoma City, OK
	Oklahoma	1-3	L	Oklahoma City, OK
1997	Western Carolina	11-3	W	Tallahassee, FL
	South Florida	9-0	W	Tallahassee, FL
	Florida State	8-7	W	Tallahassee, FL
	Florida State	7-9	L	Tallahassee, FL
	Florida State	5-2	W	Tallahassee, FL
1998	Rutgers	15-17	L	Tallahassee, FL
	Liberty	3-2	W	Tallahassee, FL
	Rutgers	7-4	W	Tallahassee, FL
	Oklahoma	9-8	W	Tallahassee, FL
	Florida State	10-16	L	Tallahassee, FL
1999	N. C. State	9-7	W	Auburn, AL
	Winthrop	8-6	W	Auburn, AL
	Tulane	5-7	L	Auburn, AL
	Tulane	13-9	W	Auburn, AL
2000	Stetson	5-9	L	Atlanta, GA
	Georgia Southern	11-5	W	Atlanta, GA
	Stetson	10-13	L	Atlanta, GA
2001	Jacksonville	8-7	W	Tallahassee, FL
	Florida State	6-10	L	Tallahassee, FL
	Jacksonville	3-2	W	Tallahassee, FL
	Florida State	6-9	L	Tallahassee, FL
2002	Florida Atlantic	11-16	L	Tuscaloosa, AL
	Alabama	3-6	L	Tuscaloosa, AL
2003	Princeton	5-2	W	Auburn, AL
	Ohio State	2-6	L	Auburn, AL
	Clemson	15-0	W	Auburn, AL
	Ohio State	7-9	L	Auburn, AL
2005	South Alabama	13-5	W	Tallahassee, FL
	Florida State	3-4	L	Tallahassee, FL
	Army	12-3	W	Tallahassee, FL
	Florida State	4-10	L	Tallahassee, FL
2010	Jacksonville State	9-7	W	Auburn, AL
	Clemson	2-5	L	Auburn, AL
	Southern Miss	17-8	W	Auburn, AL
	Clemson	11-10	W	Auburn, AL
	Clemson	7-13	L	Auburn, AL
2015	College of Charleston	7-6 [11]	L	Tallahassee, FL
	Mercer	1-0	W	Tallahassee, FL
	College of Charleston	3-2	L	Tallahassee, FL
2017	UCF	7-4	W	Tallahassee, FL
	Tennessee Tech	5-3	W	Tallahassee, FL
	Florida State	7-8 [10]	L	Tallahassee, FL
	Florida State	0-6	L	Tallahassee, FL
2018	Northeastern	13-4	W	Raleigh, NC
	Army	12-1	W	Raleigh, NC
	N.C. State	15-7	W	Raleigh, NC
2019	Coastal Carolina	16-7	W	Atlanta, GA
	Georgia Tech	6-5	W	Atlanta, GA
	Georgia Tech	4-1	W	Atlanta, GA

Year	Opponent	Score	Result	Location
2022	Southeastern Louisiana	19-7	W	Auburn, AL
	Florida State	21-7	W	Auburn, AL
	UCLA	11-4	W	Auburn, AL

## REGIONAL RESULTS BY YEAR

Year	Regional	Result	W-L	Location
1963	District 3	Fourth	0-2	Gastonia, NC
1967	District 3	CHAMPIONS	3-1	Gastonia, NC
1976	South	CHAMPIONS	3-0	Tallahassee, FL
1978	South	Third	1-2	Auburn, AL
1987	South I	Third	2-2	Huntsville, AL
1989	Atlantic	Third	2-2	Tallahassee, FL
1993	Midwest	Fourth	1-2	Stillwater, OK
1994	East	CHAMPIONS	4-0	Clemson, SC
1995	Midwest II	Second	3-2	Oklahoma City, OK
1997	East	CHAMPIONS	4-1	Tallahassee, FL
1998	Atlantic II	Second	3-2	Tallahassee, FL
1999	Auburn	CHAMPIONS	3-1	Auburn, AL
2000	Atlanta	Third	1-2	Atlanta, GA
2001	Tallahassee	Second	2-2	Tallahassee, FL
2002	Tuscaloosa	Fourth	0-2	Tuscaloosa, AL
2003	Auburn	Second	2-2	Auburn, AL
2005	Tallahassee	Second	2-2	Tallahassee, FL
2010	Auburn	Second	3-2	Auburn, AL
2015	Tallahassee	Third	1-2	Tallahassee, FL
2017	Tallahassee	Second	2-2	Tallahassee, FL
2018	Raleigh	CHAMPIONS	3-0	Raleigh, NC
2019	Atlanta	CHAMPIONS	3-0	Atlanta, GA
2022	Auburn	CHAMPIONS	3-0	Auburn, AL

## AUBURN VS. NCAA REGIONAL OPPONENTS

Opponent	W-L
Alabama	0-1
Arizona	1-0
Army	2-0
Central Florida	1-0
Clemson	5-5
Coastal Carolina	1-0
College of Charleston	0-2
Florida Atlantic	0-1
Florida State	5-10
Georgia Southern	1-0
Georgia Tech	2-0
Jacksonville	3-0
Jacksonville State	1-0
Liberty	1-0
Mercer	1-0
Memphis	1-1
Middle Tenn. State	2-0
Northeastern	1-0
North Carolina	0-1
North Carolina State	2-1
Notre Dame	1-0
Ohio State	1-2
Oklahoma	1-2
Oklahoma State	0-1
Old Dominion	1-0
Pennsylvania	1-0
Princeton	1-0
Rutgers	1-1
Seton Hall	1-1
South Alabama	1-0
South Florida	2-0
Southeastern Louisiana	1-0
Southern Miss	1-0
Stetson	0-2
Tennessee Tech	1-0
Texas	1-0
Tulane	1-1
UCLA	1-0
Virginia Tech	1-0
Winthrop	1-0
Western Carolina	1-0
West Virginia	1-1
<b>42 Opponents</b>	<b>51-33</b>







## NCAA REGIONALS

### 1963 DISTRICT 3 AT GASTONIA, NC

**Florida State 4, Auburn 3**

Wake Forest 4, West Virginia 3

**West Virginia 2, Auburn 1 (Auburn eliminated)**

Florida State 12, Wake Forest 4

Wake Forest 12, West Virginia 8 (West Virginia eliminated)

Wake Forest 6, Florida State 5

Florida State 11, Wake Forest 5 (Wake Forest eliminated)

### 1967 DISTRICT 3 AT GASTONIA, NC

Florida State 5, Clemson 3

**Auburn 8, West Virginia 3 [12]**

Clemson 5, West Virginia 0 (West Virginia eliminated)

**Auburn 13, Florida State 3**

Clemson 6, Florida State 4 (Florida State eliminated)

**Clemson 3, Auburn 2**

**Auburn 6, Clemson 5 [13] (Clemson eliminated)**

### 1976 SOUTH REGIONAL AT TALLAHASSEE, FL

**Auburn 10, Middle Tennessee State 5**

Florida State 6, Jacksonville 1

Jacksonville 8, Middle Tennessee State 5 (MTSU eliminated)

**Auburn 2, Florida State 1**

Jacksonville 9, Florida State 7 (Florida State eliminated)

**Auburn 7, Jacksonville 5 (Jacksonville eliminated)**

### 1978 SOUTH REGIONAL AT AUBURN, AL

North Carolina 15, East Tennessee State 1

**Auburn 14, Memphis 10**

Memphis 5, East Tennessee State 0 (ETSU eliminated)

**North Carolina 3, Auburn 2**

**Memphis 6, Auburn 5 (Auburn eliminated)**

Memphis 8, North Carolina 6

North Carolina 11, Memphis 9 (Memphis eliminated)

### 1987 SOUTH I REGIONAL AT HUNTSVILLE, AL

**Seton Hall 15, Auburn 6**

Clemson 8, West Virginia 0

(1) Arkansas 10, Middle Tennessee State 7

**Auburn 5, Middle Tennessee State 3 (MTSU eliminated)**

Arkansas 7, West Virginia 2 (West Virginia eliminated)

Clemson 6, Seton Hall 3

**Auburn 22, Seton Hall 1 (Seton Hall eliminated)**

Arkansas 6, Clemson 5

**Clemson 6, Auburn 3 (Auburn eliminated)**

Arkansas 4, Clemson 2 (Clemson eliminated)

### 1989 ATLANTIC REGIONAL AT TALLAHASSEE, FL

**(4) Auburn 9, (3) South Florida 3**

(2) Clemson 6, (5) Stetson 2

(1) Florida State 13, (6) Rider 7

Stetson 13, Rider 6 (Rider eliminated)

Florida State 8, South Florida 1 (South Florida eliminated)

**Auburn 14, Clemson 7**

Clemson 13, Stetson 5 (Stetson eliminated)

**Florida State 7, Auburn 6**

**Clemson 11, Auburn 1 (Auburn eliminated)**

Florida State 8, Clemson 1 (Clemson eliminated)

### 1993 MIDWEST REGIONAL IN STILLWATER, OK

(1) North Carolina State 12, (6) Fordham 4

**(4) Auburn 9, (3) Arizona 1**

(2) Oklahoma State 9, (5) Connecticut 5

Fordham 5, Connecticut 0 (Connecticut eliminated)

Arizona 5, North Carolina State 2

**Oklahoma State 14, Auburn 10**

**North Carolina State 13, Auburn 2 (Auburn eliminated)**

Arizona 18, Fordham 7 (Fordham eliminated)

Oklahoma State 8, N.C. State 3 (N.C. State eliminated)

Arizona 4, Oklahoma State 0

Oklahoma State 11, Arizona 10 (Arizona eliminated)

### 1994 EAST REGIONAL IN CLEMSON, SC

(3) Old Dominion 9, (4) Notre Dame 5

**(2) Auburn 7, (5) Virginia Tech 0**

(1) Clemson 5, (6) The Citadel 1

The Citadel 4, Virginia Tech 3 (Virginia Tech eliminated)

Notre Dame 8, Clemson 1

**Auburn 11, Old Dominion 8 [10]**

Clemson 6, Old Dominion 1 (Old Dominion eliminated)

Notre Dame 5, The Citadel 1 (The Citadel eliminated)

**Auburn 11, Clemson 5 (Clemson eliminated)**

**Auburn 8, Notre Dame 0 (Notre Dame eliminated)**

### 1995 MIDWEST II REGIONAL IN OKLAHOMA CITY, OK

**(1) Auburn 2, (6) Pennsylvania 1**

(3) Texas 10, (4) Ohio State 5

(2) Oklahoma 9, (5) Indiana State 6

Indiana State 6, Pennsylvania 5 (Penn eliminated)

**Auburn 8, Ohio State 6 (Ohio State eliminated)**

Oklahoma 13, Texas 9

**Oklahoma 9, Auburn 8**

Texas 3, Indiana State 2 (Indiana State eliminated)

**Auburn 4, Texas 2 (Texas eliminated)**

**Oklahoma 3, Auburn 1 (Auburn eliminated)**

### 1997 EAST REGIONAL AT TALLAHASSEE, FL

(4) South Florida 5, (3) Central Florida 4

**(2) Auburn 11, (5) Western Carolina 3**

(1) Florida State 4, (6) Marist 2

Western Carolina 8, Marist 3 (Marist eliminated)

Florida State 16, Central Florida 2 (Central Florida eliminated)

**Auburn 9, South Florida 0**

**Auburn 8, Florida State 7**

South Florida 9, Western Carolina 4 (WCU eliminated)

Florida State 6, South Florida 5 (South Florida eliminated)

**Florida State 9, Auburn 7**

**Auburn 5, Florida State 2 (Florida State eliminated)**

### 1998 ATLANTIC II REGIONAL AT TALLAHASSEE, FL

(4) Oklahoma 6, (3) Delaware 3

**(5) Rutgers 17, (2) Auburn 15**

(1) Florida State 10, (6) Liberty 7

**Auburn 3, Liberty 2 (Liberty eliminated)**

Florida State 27, Delaware 6 (Delaware eliminated)

Oklahoma 9, Rutgers 7

Florida State 23, Oklahoma 2

**Auburn 7, Rutgers 4 (Rutgers eliminated)**

**Auburn 9, Oklahoma 9 (Oklahoma eliminated)**

**Florida State 16, Auburn 10 (Auburn eliminated)**

### 1999 AUBURN REGIONAL AT AUBURN, AL

(4) Winthrop 8, (1) Tulane 7

**(2) Auburn 9, (3) NC State 7**

Tulane 11, NC State 5 (NC State eliminated)

**Auburn 8, Winthrop 6**

Tulane 15, Winthrop 8 (Winthrop eliminated)

**Tulane 7, Auburn 5**

**Auburn 13, Tulane 9 (Tulane eliminated)**

### 2000 ATLANTA REGIONAL AT ATLANTA, GA

(1) Georgia Tech 11, (4) Georgia Southern 9

**(3) Stetson 9, (2) Auburn 5**

**Auburn 11, Georgia Southern 5 (Ga. Southern eliminated)**

Georgia Tech 24, Stetson 1

**Stetson 13, Auburn 10 (Auburn eliminated)**

Georgia Tech 16, Stetson 11 (Stetson eliminated)

### 2001 TALLAHASSEE REGIONAL AT TALLAHASSEE, FL

(1) Florida State 8, (4) Bethune-Cookman 1

**(2) Auburn 8, (3) Jacksonville 7 [10 innings]**

Jacksonville 3, Bethune-Cookman 0 (Bethune-Cookman eliminated)

**Florida State 10, Auburn 6**

**Auburn 3, Jacksonville 2 (Jacksonville eliminated)**

**Florida State 9, Auburn 6 (Auburn eliminated)**



## NCAA REGIONALS

**2002 TUSCALOOSA REGIONAL AT TUSCALOOSA, AL****(3) Florida Atlantic 16, (2) Auburn 11**

(4) Southeast Missouri State 7, (1) Alabama 4

**Alabama 6, Auburn 3 (Auburn eliminated)**

Florida Atlantic 12, Southeast Missouri State 6

Alabama 7, Southeast Missouri State 4 (SEMO eliminated)

Alabama 7, Florida Atlantic 2

Florida Atlantic 6, Alabama 5 (Alabama eliminated)

**2003 AUBURN REGIONAL AT AUBURN, AL**

(3) Ohio State 10, (2) Clemson 8

**(1) Auburn 5, (4) Princeton 2**

Clemson 7, Princeton 6 (Princeton eliminated)

**Ohio State 6, Auburn 2****Auburn 15, Clemson 0 (Clemson eliminated)****Ohio State 9, Auburn 7 (Auburn eliminated)****2005 TALLAHASSEE REGIONAL AT TALLAHASSEE, FL****(2) Auburn 13, (3) South Alabama 5**

(1) Florida State 3, (4) Army 2

Army 8, South Alabama 5 (South Alabama eliminated)

**Florida State 4, Auburn 3****Auburn 12, Army 3 (Army eliminated)****Florida State 10, Auburn 4 (Auburn eliminated)****2010 AUBURN REGIONAL AT AUBURN, AL**

(2) Clemson 10, (3) Southern Miss 1

**(1) Auburn 9, (4) Jacksonville State 7**

Southern Miss 19, Jacksonville State 6 (Jacksonville State eliminated)

**Clemson 5, Auburn 2****Auburn 17, Southern Miss 8 (Southern Miss eliminated)****Auburn 11, Clemson 10****Clemson 13, Auburn 7 (Auburn eliminated)****2015 TALLAHASSEE REGIONAL AT TALLAHASSEE, FL****(2) College of Charleston 7, (3) Auburn 6 [11 inn.]**

(1) Florida State 5, (4) Mercer 4 [10 inn.]

**(3) Auburn 1, (4) Mercer 0 (Mercer eliminated)**

(1) Florida State 3, (2) College of Charleston 2

**(2) College of Charleston 3, (3) Auburn 2 (Auburn eliminated)**

(1) Florida State 8, (2) College of Charleston 1 (College of Charleston eliminated)

**2017 TALLAHASSEE REGIONAL AT TALLAHASSEE, FL**

(4) Tennessee Tech 3, (1) Florida State 1

**(3) Auburn 7, (2) UCF 4**

(1) Florida State 6, (2) UCF 1 (UCF eliminated)

**(3) Auburn 5, (4) Tennessee Tech 3**

(1) Florida State 5, (4) Tennessee Tech 3 (Tennessee Tech eliminated)

**(1) Florida State 8, (3) Auburn 7 [10 inn.]****(1) Florida State 6, (3) Auburn 0 (Auburn eliminated)****2018 RALEIGH REGIONAL AT RALEIGH, NC****(2) Auburn 13, (3) Northeastern 4**

(4) Army 5, (1) N.C. State 1

(1) N.C. State 9, (3) Northeastern 3 (Northeastern eliminated)

**(2) Auburn 12, (4) Army 1**

(1) N.C. State 11, (4) Army 1 (Army eliminated)

**(2) Auburn 15, (1) N.C. State 7 (N.C. State eliminated)****2019 ATLANTA REGIONAL AT ATLANTA, GA****(2) Auburn 16, (3) Coastal Carolina 7**

(1) Georgia Tech 13, (4) Florida A&amp;M 2

(3) Coastal Carolina 9, (4) Florida A&amp;M 4 (Florida A&amp;M eliminated)

**(2) Auburn 6, (1) Georgia Tech 5**

(1) Georgia Tech 10, Coastal Carolina 8 (Coastal Carolina eliminated)

**(2) Auburn 4, Georgia Tech 1 (Georgia Tech eliminated)****2022 AUBURN REGIONAL AT AUBURN, AL**


(3) Florida State 5, (2) UCLA 3

**(1) Auburn 19, (4) Southeastern Louisiana 7**

(2) UCLA 16, (4) Southeastern Louisiana 2 (Southeastern Louisiana eliminated)

**(1) Auburn 21, (3) Florida State 7**

(2) UCLA 2, (3) Florida State 1 (Florida State eliminated)

**(1) Auburn 11, (2) UCLA 4 (UCLA eliminated)**





## NCAA REGIONALS

## AUBURN NCAA REGIONAL RECORDS

## BATTING

## GAMES PLAYED

Series: 5, by 32 players (1995, 1997, 1998, 2010)  
 Career: 16, Todd Faulkner (1998-2001)  
 16, Mailon Kent (1998-2001)

## AT BATS

Game: 6, by 36 players  
 Series: 25, Rob Macrory (1997) [5 games]  
 Career: 65, Todd Faulkner (1998-2001) [16 gms]

## RUNS SCORED

Game: 5, Sonny DiChiara vs. Florida State (6/4/22)  
 Series: 11, Adam Sullivan (1997) [5 games]  
 Career: 19, Todd Faulkner (1998-2000) [16 gms]

## HITS

Game: 5, Brody Moore vs. Florida State (6/4/22)  
 5, Javon Moran vs. Fla. Atlantic 5/31/02)  
 5, Adam Sullivan vs. W. Car. (5/22/97)  
 5, Mark Bellhorn vs. ODU (5/27/94)  
 5, Cliff Shanks vs. Okla. St. (5/29/93)  
 Series: 14, Adam Sullivan (1997) [5 games]  
 Career: 30, Todd Faulkner (1998-2001) [16 gms]

## RUNS BATTED IN

Game: 9, Cole Foster vs. Southeastern Louisiana (6/3/22)  
 Series: 12, Cole Foster (2022) [3 games]  
 Career: 22, Todd Faulkner (1998-2000) [16 gms]

## SINGLES

Game: 5, Adam Sullivan vs. W. Car. (5/22/97)  
 Series: 12, Adam Sullivan (1997) [5 games]  
 Career: 17, Jay Waggoner (1993-95) [12 gms]

## DOUBLES

Game: 3, Kason Howell vs. Florida State (6/4/22)  
 Series: 5, Trent Mummey (2010) [5 games]  
 5, Mark Bellhorn (1994) [4 games]  
 Career: 7, Mailon Kent (1998-01) [16 games]

## TRIPLES

Game: 1, 15 times, last by B. Moore, B. Ware vs Florida State (6/4/22)  
 Series: 2, Javon Moran (2003) [4 games]  
 Career: 2, Javon Moran (2001-03) [10 games]  
 2, Mark Bellhorn (1993-95) [12 games]

## HOME RUNS

Game: 3, Cole Foster vs. Southeastern Louisiana (6/3/22)  
 Series: 4, Scotty Long (1967) [4 games]  
 4, Todd Faulkner (1998) [5 games]  
 Career: 5, Todd Faulkner (1998-01) [16 games]

## STOLEN BASES

Game: 2, Javon Moran vs. Clemson (5/31/03)  
 2, Pat Keedy vs. Memphis (5/20/78)  
 2, Dom Fucci vs. Memphis (5/20/78)  
 Series: 3, Javon Moran (2003) [4 games]  
 Career: 4, Javon Moran (2001-03) [10 games]

## BASES ON BALLS

Game: 4, Blake Rambusch vs. Florida State (6/4/22)  
 Series: 5, Blake Rambusch (2022) [3 games]  
 5, Kason Howell (2022) [3 games]  
 5, Mitch Duke (1993) [3 games]  
 5, Dominic Rich (1998) [5 games]

## STRIKEOUTS

Game: 4, Kevin Chabot vs. Okla. (5/28/95)  
 Series: 12, Kevin Chabot (1995) [5 games]  
 Career: 15, Kevin Chabot (1993-95) [9 games]

## BATTING AVERAGE

Series [min. 15 AB]: .667, Mark Bellhorn (1994)  
 [12-for-18 in 4 games]  
 Career [min. 25 AB]: .538, Steven Williams  
 (2018-19) [14-for-26 in 6 games]

## HITTING STREAK

Career: 15, Mailon Kent (1998-01)  
 12, Todd Faulkner (1999-01)  
 11, Gabe Gross (1999-01)

## PITCHING

## GAMES PITCHED

Series: 4, Finley Woodward (1995)  
 Career: 7, Colter Bean (1996-2000)

## GAMES STARTED

Series: 2, Hayden Gliemmo (1998)  
 2, Tim Hudson (1997)  
 2, Ryan Halla (1995)  
 2, John Powell (1994)  
 2, Stacy Jones (1987)  
 2, Mark Chapman (1987)  
 2, Q.V. Lowe (1967)  
 Career: 4, Chris Bootcheck (1998-00)

## GAMES RELIEVED

Series: 4, Finley Woodward (1995)  
 Career: 7, Colter Bean (1996-00)

## WINS

Series: 2, Tim Hudson (1997)  
 2, John Powell (1994)  
 2, Q.V. Lowe (1967)  
 Career: 3, John Powell (1993-94)

## LOSSES

Series: 2, Kevin Knorst (1998)  
 2, Scott Roney (1978)  
 Career: 2, Chris Bootcheck (1998-00)  
 2, Kevin Knorst (1998-00)  
 2, Ryan Halla (1993-95)  
 2, Scott Roney (1978)

## SAVES

Series: 2, Colter Bean (1998)  
 2, Patrick Dunham (1997)  
 2, Finley Woodward (1995)  
 2, Joe Beckwith (1976)  
 Career: 2, Colter Bean (1998)  
 2, Patrick Dunham (1997)  
 2, Finley Woodward (1995)  
 2, Joe Beckwith (1976)

## INNINGS PITCHED

Game: 13.0, Q.V. Lowe vs. Clemson (1967)  
 Series: 25.0, Q.V. Lowe (1967) [2 games]  
 Career: 27.1, Levale Speigner (2000-03) [6 games]

## STRIKEOUTS

Game: 14, John Powell vs. Arizona (5/28/93) [9 IP]  
 14, Q.V. Lowe vs. Clemson (1967) [13 IP]  
 Series: 26, Q.V. Lowe (1967) [2 games]  
 22, John Powell (1994) [2 games]  
 Career: 36, John Powell (1993-94) [3 games]

## BASES ON BALLS

Game: 6, Josh Sullivan vs. Florida State (6/4/05)  
 6, Ryan Halla vs. Okla. State (5/29/93)  
 Series: 6, Josh Sullivan (2005) [1 game]  
 6, Ryan Halla (1993) [1 game]  
 6, Tim Hudson (1997) [2 games]  
 Career: 13, Ryan Halla (1993-95) [6 gms/23.1 IP]



## SEC TOURNAMENT

## SEC TOURNAMENT RESULTS

Year	Opponent	Score	Result	Location
1978	Georgia	8-7 [12]	W	Gainesville, Fla.
	Mississippi State	10-7	W	Gainesville, Fla.
	Mississippi State	2-3	L	Gainesville, Fla.
	Mississippi State	8-5	W	Gainesville, Fla.
1980	Vanderbilt	3-2	W	Gainesville, Fla.
	Ole Miss	7-4	W	Gainesville, Fla.
	Vanderbilt	3-16	L	Gainesville, Fla.
	Vanderbilt	0-13	L	Gainesville, Fla.
1986	Alabama	7-8 [11]	L	Baton Rouge, La.
	Georgia	7-11	L	Baton Rouge, La.
1987	LSU	9-8	W	Athens, Ga.
	Kentucky	5-4 [10]	W	Athens, Ga.
	Mississippi State	3-4	L	Athens, Ga.
1988	LSU	2-4	L	Athens, Ga.
	Mississippi State	7-10	L	Starkville, Miss.
	Florida	3-4	L	Starkville, Miss.
1989	Mississippi State	5-3	W	Gainesville, Fla.
	Georgia	8-9	L	Gainesville, Fla.
	LSU	8-5	W	Gainesville, Fla.
	Florida	4-2 [10]	W	Gainesville, Fla.
1990	Georgia	2-1	W	Gainesville, Fla.
	Mississippi State	2-16	L	Hoover, Ala.
	Vanderbilt	3-4	L	Hoover, Ala.
1991	Florida	7-8	L	Baton Rouge, La.
	Kentucky	8-5	W	Baton Rouge, La.
	Miss. State	0-1 [7]	L	Baton Rouge, La.
1992	Florida	0-2	L	New Orleans, La.
	Mississippi State	1-4	L	New Orleans, La.
1993	Alabama	13-4	W	Baton Rouge, La.
	Arkansas	3-1	W	Baton Rouge, La.
	LSU	5-16	L	Baton Rouge, La.
	Mississippi State	10-13 [10]	L	Baton Rouge, La.
1994	Arkansas	3-1 [17]	W	Oxford, Miss.
	Mississippi State	2-1	W	Oxford, Miss.
	LSU	2-3	L	Oxford, Miss.
	Mississippi State	9-5	W	Oxford, Miss.
1995	LSU	4-5	L	Oxford, Miss.
	Mississippi State	0-1	L	Starkville, Miss.
	Ole Miss	10-3	W	Starkville, Miss.
1997	LSU	5-7	L	Starkville, Miss.
	Arkansas	7-3	W	Columbus, Ga.
	LSU	2-5	L	Columbus, Ga.
1998	Mississippi State	5-4	W	Columbus, Ga.
	Florida	5-17	L	Columbus, Ga.
	Alabama	11-8	W	Hoover, Ala.
1999	Florida	6-4	W	Hoover, Ala.
	Alabama	3-4	L	Hoover, Ala.
	Alabama	9-1	W	Hoover, Ala.
	Arkansas	7-5	W	Hoover, Ala.
2000	LSU	6-2	W	Hoover, Ala.
	Arkansas	3-2	W	Hoover, Ala.
	Arkansas	5-9	L	Hoover, Ala.
	Arkansas	6-9	L	Hoover, Ala.
2001	Florida	2-7	L	Hoover, Ala.
	South Carolina	4-11	L	Hoover, Ala.
2002	Georgia	4-8	L	Hoover, Ala.
	South Carolina	4-5	L	Hoover, Ala.
2003	LSU	1-2	L	Hoover, Ala.
	Arkansas	5-8	L	Hoover, Ala.
	Vanderbilt	3-1	W	Hoover, Ala.
2010	Alabama	5-7	L	Hoover, Ala.
	South Carolina	5-1	W	Hoover, Ala.
	Alabama	3-13 [7]	L	Hoover, Ala.
2011	Alabama	1-7	L	Hoover, Ala.
	South Carolina	3-1 [12]	W	Hoover, Ala.
	Ole Miss	7-10 [10]	L	Hoover, Ala.
2012	South Carolina	3-7	L	Hoover, Ala.
	Georgia	2-3	L	Hoover, Ala.
2013	Florida	1-6	L	Hoover, Ala.
	Georgia	3-2	W	Hoover, Ala.
2015	South Carolina	3-5	L	Hoover, Ala.
	Alabama	3-6	L	Hoover, Ala.
	Kentucky	6-3	W	Hoover, Ala.
2017	LSU	9-8	L	Hoover, Ala.
	Florida	11-2	L	Hoover, Ala.
	Ole Miss	5-4	W	Hoover, Ala.
2022	Florida	4-5	L	Hoover, Ala.
	Arkansas	0-12 [7]	L	Hoover, Ala.

2018	Kentucky	4-3 [11]	W	Hoover, Ala.
	Ole Miss	9-3	W	Hoover, Ala.
	Texas A&M	2-4	L	Hoover, Ala.
2019	Ole Miss	0-7	L	Hoover, Ala.
	Tennessee	5-3	W	Hoover, Ala.
	Vanderbilt	1-11 [8]	L	Hoover, Ala.
2021	LSU	3-4	L	Hoover, Ala.
	Ole Miss	4-7	L	Hoover, Ala.
2022	Kentucky	1-3	L	Hoover, Ala.

## SEC TOURNAMENT RESULTS BY YEAR

Year	Result	W-L	Location
1978	CHAMPIONS	3-1	Gainesville, Fla.
1980	Second	2-2	Gainesville, Fla.
1986	Fourth	0-2	Baton Rouge, La.
1987	Third	2-2	Athens, Ga.
1988	Sixth	0-2	Starkville, Miss.
1989	CHAMPIONS	4-1	Gainesville, Fla.
1990	Tied Fifth	0-2	Hoover, Ala.
1991	Fourth	1-2	Baton Rouge, La.
1992	Tied Seventh	0-2	New Orleans, La.
1993	Third	2-2	Baton Rouge, La. (West)
1994	Second	3-2	Oxford, Miss. (West)
1995	Tied Fourth	1-2	Starkville, Miss. (West)
1997	Fourth	2-2	Columbus, Ga.
1998	CHAMPIONS	4-1	Hoover, Ala.
1999	Third	2-2	Hoover, Ala.
2000	Tied Seventh	0-2	Hoover, Ala.
2001	Tied Seventh	0-2	Hoover, Ala.
2002	Tied Seventh	0-2	Hoover, Ala.
2003	Tied Third	2-2	Hoover, Ala.
2010	Tied Fifth	1-2	Hoover, Ala.
2011	Tied Seventh	0-2	Hoover, Ala.
2012	Tied Seventh	1-2	Hoover, Ala.
2013	Tied Ninth	0-1	Hoover, Ala.
2015	Tied Eighth	1-2	Hoover, Ala.
2017	Tied Seventh	1-2	Hoover, Ala.
2018	Tied Fifth	2-2	Hoover, Ala.
2019	Tied Seventh	1-2	Hoover, Ala.
2021	Tied Ninth	0-1	Hoover, Ala.
2022	Tied Ninth	0-1	Hoover, Ala.

## SEC TOURNAMENT RESULTS BY LOCATION

Location	Years	Record	Titles
Athens, Ga.	1	2-2	0
Baton Rouge, La.	3	3-6	0
Columbus, Ga.	1	2-2	0
Gainesville, Fla.	3	9-4	2
Hoover, Ala.	17	15-30	1
New Orleans, La.	1	0-2	0
Oxford, Miss.	1	3-2	0
Starkville, Miss.	2	1-4	0
	<b>29</b>	<b>35-52</b>	<b>3</b>

## SEC TOURNAMENT RESULTS BY OPPONENT

Opponent	W-L
Alabama	3-6
Arkansas	5-4
Florida	2-8
Georgia	3-4
Kentucky	4-1
LSU	3-9
Ole Miss	4-3
Mississippi State	6-8
South Carolina	2-4
Tennessee	1-0
Texas A&M	0-1
Vanderbilt	2-4
<b>29 Tournaments</b>	<b>35-52</b>







# SEC TOURNAMENT

## AUBURN IN SEC CHAMPIONSHIP SERIES

<b>1948</b>		
Mississippi State.....	2-6	L
Mississippi State.....	5-8	L
Mississippi State.....	3-4	L

<b>1958</b>		
at Alabama.....	3-2	W
at Alabama.....	5-4	W
***** CHAMPIONS *****		

<b>1961</b>		
LSU.....	3-4	L
at LSU.....	5-6	L

<b>1963</b>		
at Ole Miss.....	6-7	L
OLE MISS.....	7-4	W
OLE MISS.....	6-2	W
***** CHAMPIONS *****		

<b>1964</b>		
OLE MISS.....	10-9	W
at Ole Miss.....	0-7	L
at Ole Miss.....	0-5	L

<b>1965</b>		
at Miss. State.....	1-10	L
MISS. STATE.....	3-2	W
MISS. STATE.....	1-2	L

<b>1967</b>		
at Ole Miss.....	2-1	W
OLE MISS.....	9-6	W
***** CHAMPIONS *****		

<b>1976</b>		
at Kentucky.....	6-7	L
KENTUCKY.....	6-0	W
KENTUCKY.....	14-6	W
***** CHAMPIONS *****		

*Note: Auburn represented the SEC's Eastern Division in all of its championship series appearances except for 1976, when the Tigers were a member of the SEC West.*

## AUBURN SEC TOURNAMENT RECORDS

### BATTING

#### GAMES PLAYED

Series: 5, by 27 players  
 Career: 14, Jay Waggoner (1992-95)  
 14, Mike Killimett (1991-94)  
 14, Brandon Moore (1991-94)

#### AT BATS

Game: 8, Mike Killimett vs. Arkansas (5/19/94)  
 8, Russell Whittenburg vs. Ark. (5/19/94)  
 Series: 24, Chris Hart (1989) [5 games]  
 Career: 59, Jay Waggoner (1992-95) [14 gms]  
 59, Brandon Moore (1991-94) [14 gms]

#### RUNS

Game: 3, Tony Caldwell vs. Ole Miss (5/28/10)  
 3, Heath Kelly vs. Arkansas (5/17/98)  
 3, Andrew Albrecht vs. Ky. (5/17/91)  
 3, Frank Thomas vs. Miss. St. (5/12/88)  
 3, Dom Fucci vs. Miss. St. (5/15/78)  
 Series: 7, Heath Kelly (1998) [5 games]  
 Career: 11, Andrew Albrecht (1988-91) [12 gms]

#### HITS

Game: 4, Sean Gamble vs. Arkansas (5/23/02)  
 4, Chad Wandall vs. Alabama (5/13/98)  
 4, Shawn McNally vs. Ark. (5/19/94)  
 4, Brandon Moore vs. Florida (5/13/92)  
 4, Trey Gainous vs. Kentucky (5/15/87)  
 Series: 11, Scott Pratt (1998) [5 games]  
 Career: 19, Brandon Moore (1991-94) [14 gms]

#### RBI

Game: 5, Mark Bellhorn vs. LSU (5/20/95)  
 Series: 8, Mitch Duke (1993) [4 games]  
 Career: 13, Mark Bellhorn (1993-95) [12 gms]

#### DOUBLES

Game: 2, Heath Kelly vs. Alabama (5/16/98)  
 2, Mailon Kent vs. Alabama (5/16/98)  
 2, Brian Alyea vs. Miss. State (5/23/93)  
 2, Tony Haney vs. LSU (5/14/87)  
 2, Steve Renfroe vs. Vandy (5/13/80)  
 2, J.B. Brown vs. Miss. State (5/13/78)  
 Series: 4, Heath Kelly (1998) [5 games]  
 Career: 6, Mailon Kent (1998-01) [12 games]

### TRIPLES

Game: 1, Chris Christopher vs. Miss. St. (5/23/93)  
 1, Jackson Burgreen vs. Kentucky (5/20/15)  
 1, Anfernee Grier vs. Florida (5/21/15)  
 1, Jonah Todd vs. Ole Miss (5/23/17)  
 Series: 1, four times (most recently Todd in 2017, 3 gms)  
 Career: 1, Chris Christopher (1991-93); Anfernee Grier (2014-16);  
 Jackson Burgreen (2013-15); Jonah Todd (2017)

### HOME RUNS

Game: 2, Frank Thomas vs. Georgia (5/12/89)  
 2, Mark Bellhorn vs. LSU (5/20/95)  
 Series: 2, Todd Faulkner (1998) [5 games]  
 2, Mark Bellhorn (1995) [3 games]  
 2, Mark Bellhorn (1994) [5 games]  
 2, Brandon Moore (1993) [4 games]  
 2, Chris Hart (1989) [5 games]  
 2, Frank Thomas (1989) [5 games]  
 2, Dom Fucci (1978) [4 games]  
 Career: 4, Frank Thomas (1987-89) [11 games]  
 4, Mark Bellhorn (1993-95) [12 games]

### STOLEN BASES

Game: 2, Jay Estes vs. Texas A&M (5/24/18)  
 2, Jay Gonzalez vs. Georgia (5/23/12)  
 2, Scott Pratt vs. Alabama (5/16/98)  
 2, Shawn McNally vs. Ark. (5/19/94)  
 Series: 3, Jay Estes (2018) [4 games]  
 3, Melvin Gray (2015) [3 games]

### BASES ON BALLS

Game: 3, eight times, most recently by Ryan Bliss vs. Tennessee (5/21/19)  
 Series: 9, Alan Mock (1980) [4 games]  
 Career: 13, Mark Bellhorn (1993-95) [12 gms]

### STRIKEOUTS

Game: 5, Russell Whittenburg vs. Ark. (5/19/94)  
 Series: 8, Josh Etheredge (1997) [4 games]  
 Career: 13, Josh Etheredge (1997-98) [9 games]

### BATTING AVERAGE

Series [min. 15 AB]: .563, Brian Alyea (1993) [9-for-16 in 4 games]  
 Career [min. 25 AB]: .481, Trey Gainous (1986-87) [13-for-27 in 6 games]

### PITCHING

#### GAMES PITCHED

Series: 4, Scott Roney (1978)  
 Career: 7, Scott Renner (1987-91)

#### GAMES STARTED

Series: 2, John Powell (1993)  
 2, John Powell (1991)  
 2, Phil Deriso (1980)  
 Career: 6, John Powell (1991-94)

#### GAMES RELIEVED

Series: 4, Reid Roney (1978)  
 Career: 6, Jon Hebel (1990-93)

#### WINS

Series: 2, Kevin Knorst (1998)  
 2, Tommy Youngblood (1989)  
 2, Gregg Olson (1987)  
 Career: 2, Colter Bean (1996-00)  
 2, Kevin Knorst (1997-98)  
 2, Ryan Halla (1993-95)  
 2, Mike Ferry (1989-90)  
 2, Tommy Youngblood (1987-89)  
 2, Gregg Olson (1986-88)  
 2, Mark Shiflett (1978-80)

#### LOSSES

Series: 1, 52 times  
 Career: 2, eight times

#### INNINGS PITCHED

Game: 9.0, Chris Morrison vs. Miss. (5/19/95)  
 9.0, Kevin Humphreys vs. MSU (5/20/94)  
 9.0, John Powell vs. Arkansas (5/19/94)  
 Series: 11.0, Tommy Youngblood (1989)  
 Career: 33.1, John Powell (1991-94)

#### STRIKEOUTS

Game: 13, John Powell vs. Ark. (5/19/94) [9 IP]  
 Series: 14, John Powell (1991) [8.0 IP, 2 games]  
 Career: 47, John Powell (1991-94) [33.1 IP]

#### BASES ON BALLS

Game: 5, six tied with  
 Series: 8, Phil Deriso (1980) [9.0 IP, 2 games]  
 Career: 15, Jon Hebel (1990-93) [13.0 IP]



## HONORS AND AWARDS

## ROTARY SMITH AWARD

1997 Tim Hudson, RHP-OF

## ROTARY SMITH AWARD FINALIST

1997 Tim Hudson, RHP-OF  
2000 Todd Faulkner, 1B

## ALL-AMERICANS (33)

1958 Pat Duke, C (ABCA)  
 1962 Larry Nichols, CF (ABCA)  
 1964 Jimmy Barfield, 3B (ABCA)  
 1967 Q.V. Lowe, P (ABCA)  
 1978 Dom Fucci, 1B (ABCA)  
 1987 Gregg Olson, P (BA)  
 1988 Gregg Olson, P (ABCA, BA)  
 1989 Frank Thomas, 1B (Consensus)  
 1993 John Powell, P (ABCA, BA, CB)  
 1994 Jay Waggoner, 1B (NCBWA)  
 1995 Mark Bellhorn, SS (ABCA, BA)  
 Ryan Halla, P (ABCA, BA, CB)  
 Finley Woodward (ABCA, CB)  
 1997 Tim Hudson, UT (Consensus)  
 1999 Casey Dunn, C (ABCA, BA, CB)  
 Brent Schoening, P (ABCA, BA, CB)  
 Chris Bootcheck, P (CB)  
 2000 Todd Faulkner, 1B (Consensus)  
 Gabe Gross, OF (Consensus)  
 2003 Steven Register, P (CB)  
 2005 John Madden, RP (CB)  
 2010 Hunter Morris, 1B (ABCA, BA, CB, NCBWA)  
 Brian Fletcher, OF (ABCA, NCBWA)  
 2016 Anfernee Grier, OF (BA, NCBWA, D1, PG)  
 2017 Casey Mize, P (ABCA, BA, PG)  
 2018 Casey Mize, P (Consensus)  
 2019 Tanner Burns, P (PG)  
 2020 Ryan Bliss, SS (CB)  
 Tanner Burns, P (CB)  
 Rankin Woley, 3B (CB)  
 2021 Ryan Bliss, SS (ABCA, CB, D1, NCBWA, PG)  
 2022 Blake Burkhalter, RP (ABCA, NCBWA)  
 Sonny DiChiara, 1B (Consensus)

## FRESHMEN ALL-AMERICANS (19)

1998 Todd Faulkner (CB)  
 Hayden Gliemmo (CB, BA, SN)  
 1999 Gabe Gross (CB, BA)  
 2000 Bobby Huddleston (BA)  
 Jonathan Schuerholz (CB-HM)  
 2001 Javon Moran (CB)  
 2002 Tug Hulett (CB-HM)  
 Chuck Jeroloman (CB-HM)  
 2006 Mike Bianucci (CB, BA)  
 Luke Greinke (CB)  
 2008 Grant Dayton (CB)  
 Brian Fletcher (CB, BA, NCBWA)  
 Hunter Morris (CB, BA, NCBWA)  
 2009 Casey McElroy (CB)  
 2014 Keegan Thompson (CB, BA, PG)  
 2018 Tanner Burns (BA, CB, D1, PG)  
 Cody Greenhill (CB, D1, NCBWA, PG)  
 Edouard Julien (BA, CB, D1, NCBWA, PG)  
 Steven Williams (CB, D1, PG)

## ACADEMIC ALL-AMERICANS (13)

1972 Joe Haefner (1st Team)  
 1981 Robert Sorrell (2nd Team)  
 1982 Robert Sorrell (1st Team)  
 1987 David (Rock) Wilson (3rd Team)  
 1991 Jeff Letherman (1st Team)  
 1997 Adam Sullivan (2nd Team)  
 1999 Casey Dunn (1st Team)  
 2001 Gabe Gross (2nd Team)

2008 Ben Jones (2nd Team)  
 2015 Cole Lipscomb (2nd Team)  
 2017 Cole Lipscomb (1st Team)  
 2020 Rankin Woley (2nd Team)  
 2021 Rankin Woley (1st Team)

## USA NATIONAL TEAM (11)

1987 Gregg Olson, P  
 1993 Mark Bellhorn, SS  
 1993 John Powell, P  
 1994 Mark Bellhorn, SS  
 2003 Steven Register, P  
 2006 Tom Slater, Assistant Coach  
 2008 Hunter Morris, IF  
 2015 Anfernee Grier, OF  
 2017 Casey Mize, P  
 2018 Tanner Burns, P  
 2022 Joseph Gonzalez, P

## NATIONAL FRESHMAN OF THE YEAR

1998 Hayden Gliemmo, UT (BA)

ABCA SOUTH REGION  
COACH OF THE YEAR

1994 Hal Baird

## ABCA ALL-SOUTH REGION

1977 Joe Beckwith, P  
 1978 Dom Fucci, 1B  
 1982 Doug Gilcrease, SS (2nd)  
 1985 Paul Foster, OF  
 Bo Jackson, DH  
 1986 Paul Foster, OF  
 1987 Gregg Olson, P (2nd)  
 1988 Gregg Olson, P  
 1989 Clark Preble, OF  
 Frank Thomas, 1B  
 1990 Tim Edge, C (2nd)  
 1993 John Powell, P  
 Cliff Shanks, DH (2nd)  
 1994 Brandon Moore, SS (2nd)  
 Jay Waggoner, 1B (2nd)  
 1995 Mark Bellhorn, SS  
 Ryan Halla, P  
 Shawn McNally, OF  
 Finley Woodward, RP  
 Chris Morrison, P (2nd)  
 1997 Tim Hudson, P  
 Tim Hudson, OF  
 Casey Dunn, C (2nd)  
 2000 Todd Faulkner, 1B  
 Gabe Gross, OF  
 Chris Bootcheck, P (2nd)  
 2002 Bobby Huddleston, C  
 2003 Steven Register, P  
 Tug Hulett, 2B (2nd)  
 2005 John Madden, RP  
 2006 Mike Bianucci, DH  
 2007 Mike Bianucci, OF (2nd)  
 2010 Brian Fletcher, OF  
 Hunter Morris, 1B  
 Trent Mummey, OF (2nd)  
 2016 Anfernee Grier, OF (2nd)  
 2017 Casey Mize, P (1st)  
 Jonah Todd, OF (2nd)  
 2018 Casey Mize, P (1st)  
 Will Holland, SS (1st)  
 Edouard Julien, DH (2nd)  
 2021 Ryan Bliss, SS (1st)  
 Tyler Miller, 1B (1st)  
 2022 Blake Burkhalter (1st)  
 Sonny DiChiara (1st)

NCBWA DISTRICT III  
PLAYER OF THE YEAR2000 Todd Faulkner, 1B  
2018 Casey Mize, P

## NATIONAL PLAYER OF THE WEEK

2000 Gabe Gross, OF (CB, 2/14)  
 2001 Gabe Gross, OF (NCBWA, 4/15)  
 2002 Eric Brandon, RHP (NCBWA, 3/4)  
 Eric Brandon, RHP (CB, 3/4)  
 Colby Paxton, RHP (CB, 3/18)  
 2007 Josh Donaldson, C (CB, 2/12)  
 2010 Brian Fletcher, OF (NCBWA, 3/1)  
 Hunter Morris, 1B (NCBWA, 3/22)  
 2018 Casey Mize, RHP (NCBWA, PG, CB 3/13)  
 Casey Mize, RHP (PG, CB, 5/8)  
 Will Holland, SS (NCBWA, CB, 5/23)  
 2019 Tanner Burns, RHP (NCBWA, PG, 3/5)  
 Steven Williams, OF (PG, 6/4)  
 2022 Sonny DiChiara, 1B (3/1)  
 Ryan Dyal, C (3/8)

## SEC PLAYER OF THE YEAR

1997 Tim Hudson, RHP-OF  
2010 Hunter Morris, 1B  
2022 Sonny DiChiara, 1B

## SEC COACH OF THE YEAR

1937 Dell Morgan  
 1958 Joe Connally  
 1963 Paul Nix  
 1967 Paul Nix  
 1976 Paul Nix  
 1978 Paul Nix

## SEC SCHOLAR-ATHLETE OF THE YEAR

2009 Ben Jones, OF  
2010 Corey Luckie, LHP  
2020 Rankin Woley, 3B

## ALL-SEC

1951 Bill Letchworth, P  
 1952 Inman Veal, UT  
 1954 Jim Pyburn, 3B  
 Doug Dickey, CF  
 Paul Susce, P  
 1955 Doug Dickey, RF  
 1956 Alton Shell, RF  
 1957 Rex Frederick, RF  
 1958 L.F. Lanier, RF  
 Pat Duke, C  
 Red Roberts, P  
 1960 Jim Douglas, 2B  
 Alan Koch, P  
 1961 Jim Douglas, 2B  
 Larry Nichols, OF  
 1962 Larry Nichols, OF  
 1963 Jim Bachus, OF  
 Vic Svetlay, C  
 Joe Overton, P  
 1964 Jimmy Martin, 2B  
 Jim Barfield, 3B  
 Otis Bibb, UT  
 Harry Doles, C  
 Jimmy Crysel, P  
 1965 Pete McKenzie, 2B  
 Dink Haire, OF  
 Harry Doles, C  
 Monte Sharpe, P  
 1966 Scotty Long, SS  
 Frank Fryer, OF  
 Q.V. Lowe, P







# HONORS AND AWARDS

- 1967** Greg Golden, 3B  
Rick Countryman, OF  
Q.V. Lowe, P
- 1968** Frank Baldasare, 1B  
George Simmons, OF
- 1969** John Shafer, SS
- 1970** Andy Merchant, C
- 1971** Joe Martin, OF  
Andy Merchant, C
- 1972** Joe Haefner, OF  
Andy Merchant, C
- 1974** Vick Sharek, 3B  
Davis May, P
- 1976** Richie Howard, 3B  
Curt Cope, OF  
Tommy Morton, C  
Joe Beckwith, P  
Robert Hudson, P
- 1977** Joe Beckwith, P
- 1978** Dom Fucci, 1B  
J.B. Brown, 2B
- 1982** Doug Gilcrease, SS
- 1985** Paul Foster, OF
- 1986** Paul Foster, OF
- 1987** Frank Thomas, 1B  
Gregg Olson, P  
Rock Wilson, OF  
Kevin Henry, 3B (2nd)
- 1988** Frank Thomas, 1B  
Clark Preble, OF  
Gregg Olson, P  
Kevin Henry, 3B (2nd)
- 1989** Frank Thomas, 1B  
Tommy Youngblood, P
- 1990** Tim Edge, C
- 1991** John Powell, P
- 1992** John Powell, P (2nd)
- 1993** Mitch Duke, C  
John Powell, P  
Cliff Shanks, DH (2nd)
- 1994** Jay Waggoner, 1B  
Kevin Chabot, DH (2nd)  
Mike Killimett, OF (2nd)  
Brandon Moore, SS (2nd)  
John Powell, P (2nd)
- 1995** Mark Bellhorn, SS  
Chris Morrison, P  
Kevin Chabot, OF (2nd)  
Ryan Halla, P (2nd)  
Jay Waggoner, 1B (2nd)
- 1996** Josh Etheredge, 1B (2nd)
- 1997** Casey Dunn, C  
Tim Hudson, P  
Tim Hudson, OF  
Adam Sullivan, OF (2nd)
- 1998** Todd Faulkner, DH  
Josh Etheredge, OF (2nd)  
Scott Pratt, SS (2nd)
- 1999** Casey Dunn, C  
Brent Schoening, P  
Mailon Kent, OF (2nd)
- 2000** Chris Bootcheck, P  
Todd Faulkner, 1B  
Gabe Gross, OF  
Colter Bean, P (2nd)  
Mailon Kent, OF (2nd)
- 2001** Gabe Gross, OF  
Mailon Kent, OF (2nd)
- 2002** Bobby Huddleston, DH (2nd)  
Trent Pratt, C (2nd)
- 2003** Steven Register, P

- Tug Hulett, 2B  
Karl Amonite, 1B (2nd)  
Bobby Huddleston, DH (2nd)  
Javon Moran, OF (2nd)
- 2004** Steven Register, P (2nd)
- 2005** Josh Bell, C  
John Madden, RP  
Clete Thomas, OF (2nd)
- 2006** Mike Bianucci, DH (1st & FR)  
Luke Greinke, OF (FR)
- 2007** Mike Bianucci, OF (2nd)  
Robert Brooks, 2B (FR)
- 2008** David Cunningham, 3B (FR)  
Grant Dayton, SP (FR)  
Brian Fletcher, OF (FR)  
Hunter Morris, 1B (2nd & FR)
- 2010** Grant Dayton, SP (2nd)  
Brian Fletcher, OF  
Ryan Jenkins, C (2nd)  
Hunter Morris 1B  
Trent Mummey, OF  
Kevin Patterson, DH
- 2011** Casey McElroy, SS  
Tony Caldwell, C (2nd)
- 2012** Ryan Tella, OF (2nd)
- 2013** Garrett Cooper, 1B (2nd)
- 2014** Keegan Thompson, SP (FR)
- 2015** Cole Lipscomb, SP (2nd)
- 2016** Anfernee Grier, OF (2nd)
- 2017** Jonah Todd, OF (2nd)
- 2018** Casey Mize, SP  
Will Holland, SS (2nd)  
Tanner Burns, SP (FR)  
Cody Greenhill, RP (FR)  
Edouard Julien, DH (FR)  
Steven Williams, OF (FR)  
Luke Jarvis, 2B (DEF)
- 2019** Ryan Bliss, 2B (FR)
- 2021** Ryan Bliss, SS (2nd)
- 2022** Sonny DiChiara, 1B (1st)  
Blake Burkhalter, RP (2nd)  
Blake Rambusch, 3B (DEF)

## SEC ALL-EASTERN DIVISION

- 1961** Jack Anderson, 1B  
Jim Douglas, 2B  
Larry Nichols, OF  
Jim Boyd, Pp
- 1962** Wayne Fowler, UT  
Larry Nichols, OF  
Joe Overton, P
- 1963** Otis Bibb, SS  
Jim Buchus, CF  
Vic Swetley, C  
Joe Overton, P
- 1964** Jimmy Martin, 2B  
Jim Barfield, 3B  
Otis Bibb, SS  
Jim Buchus, OF  
Dink Haire, OF  
Harry Doles, C  
Jim Crysel, P
- 1965** Pete McKenzie, 2B  
Dink Haire, OF  
Frank Fryer, OF  
Harry Doles, C  
Monte Sharpe, P
- 1966** Ralph Wells, 3B  
Scotty Long, SS  
Frank Fryer, OF  
Q.V. Lowe, P

- 1967** Pete McKenzie, 2B  
Greg Golden, 3B  
Scotty Long, UT  
Rick Countryman, OF  
Q.V. Lowe, P
- 1968** Frank Baldasare, 1B  
Greg Golden, 3B  
George Simmons, OF
- 1969** John Shafer, SS  
Andy Merchant, C
- 1970** Pete Rancont, SS  
Andy Merchant, C
- 1971** Pete Rancont, SS  
Joey Martin, OF  
Andy Merchant, C  
Earl Nance, P
- 1972** Joe Haefner, OF  
Andy Merchant, C
- 1973** Vic Sharek, 3B  
Mark Hatchett, OF
- 1974** Vic Sharek, 3B  
David May, P

## SEC ALL-WESTERN DIVISION

- 1976** Dave Duffner, 1B  
Mickey Miller, 2B  
Richie Howard, 3B  
Curt Cope, OF  
Tommy Morton, C  
Joe Beckwith, P  
Robert Hudson, P
- 1977** John Trageser, C  
Joe Beckwith, P
- 1978** Dom Fucci, 1B  
J.B. Brown, 2B  
Pat Keedy, SS
- 1979** Dom Fucci, 1B  
Robert Sorrell, OF  
Steve Renfro, OF
- 1980** Steve Renfro, OF
- 1981** Johnny Tutt, OF
- 1982** Doug Gilcrease, SS  
David Mogentale, OF
- 1985** Paul Foster, OF

## SEC PLAYER OF THE WEEK

- 1987** Tony Haney (3/23)  
Frank Thomas (4/7)
- 1988** Jeff Livesey (3/22)
- 1989** Clark Preble (4/17)
- 1990** Todd O'Donnell (4/2)  
Tim Edge (4/10)
- 1991** Brannen Veal (3/18)  
Andrew Albrecht (3/25)
- 1995** Shawn McNally (5/8)
- 1996** Josh Etheredge (4/1)
- 1997** Josh Etheredge (5/5)
- 1999** Jamie Kersh (3/29)  
Casey Dunn (5/17)
- 2000** Gabe Gross (3/20)  
Todd Faulkner (5/15)
- 2001** Gabe Gross (2/12)  
Gabe Gross (4/16)  
Mailon Kent (4/23)  
Mailon Kent (5/14)
- 2002** Trent Pratt (5/13)
- 2003** Josh Bell (2/17)  
Bobby Huddleston (3/3)  
Tug Hulett (3/24)
- 2005** Josh Bell (3/28)
- 2006** Mike Bianucci (2/20)
- 2007** Mike Bianucci (2/26)
- 2010** Brian Fletcher (3/1)



## HONORS AND AWARDS

Hunter Morris (3/22)  
Justin Fradejas (4/12)  
Hunter Morris (4/26)  
Trent Mummey (5/3)  
**2011** Casey McElroy (3/21)  
**2012** Ryan Tella (3/26)  
Blake Austin (4/29)  
**2013** Damek Tomscha (5/6)  
**2015** Anfernee Grier (3/2)  
**2017** Josh Anthony (4/24)  
Jonah Todd (5/1)  
**2018** Will Holland (5/21)  
**2022** Sonny DiChiara (4/11)

## SEC PITCHER OF THE WEEK

**1989** Tommy Youngblood (5/8)  
**1991** John Powell (4/29)  
**1992** Mark Fuller (5/4)  
**1993** John Powell (4/19)  
**1994** John Powell (5/2)  
**1995** Ryan Halla (4/3)  
Chris Morrison (4/24)  
**1997** Tim Hudson (3/31)  
**1998** Hayden Gliemmo (4/6)  
**2000** Colter Bean (3/27)  
Colter Bean (4/17)  
**2001** Hayden Gliemmo (4/2)  
**2002** Eric Brandon (3/4)  
Colby Paxton (3/18)  
**2005** Josh Sullivan (3/14)  
**2008** Bryan Woodall (3/24)  
**2012** Derek Varnadore (2/20)  
**2013** Conner Kendrick (5/20)  
**2015** Keegan Thompson (4/13)  
Cole Lipscomb (4/20)  
**2016** Justin Camp (4/18)  
**2017** Keegan Thompson (3/6)  
**2018** Casey Mize (3/12)  
Casey Mize (3/19)  
Casey Mize (5/7)  
**2019** Tanner Burns (3/4)  
Jack Owen (3/11)  
**2021** Trace Bright (3/1)  
Richard Fitts (5/24)  
**2022** Josep Gonzalez (4/11)

## SEC FRESHMAN OF THE WEEK

**2007** Taylor Thompson (4/9)  
**2008** Grant Dayton (5/5)  
**2011** Dillon Ortman (4/11)  
**2013** Jordan Ebert (5/13)  
**2014** Keegan Thompson (3/3)  
**2017** Will Holland (3/20)  
Davis Daniel (3/27)  
**2018** Steven Williams (4/23)  
**2019** Ryan Bliss (5/6)

## NCAA REGIONAL TOURNAMENT MVP

**1994** John Powell, P  
**1997** Tim Hudson, P-OF  
**1999** Mailon Kent, OF  
**2018** Josh Anthony, 1B  
**2019** Steven Williams, OF  
**2022** Brody Moore, SS

## NCAA REGIONAL ALL-TOURNAMENT

**1987** Rock Wilson, OF  
**1989** Joe Siwa, C  
Frank Thomas, 1B  
**1993** John Powell, P

Cliff Shanks, DH  
**1994** Robert Lewis, C  
Mark Bellhorn, 2B  
Mike Killmett, OF  
Dallan Ruch, DH  
John Powell, P  
**1995** Mark Bellhorn, SS  
Kirby Clark, C  
Ryan Halla, P  
Mark Weeks, 3B  
**1997** Josh Etheredge, DH  
Bryan Hebson, P  
Tim Hudson, P  
Jamie Kersh, 1B  
Rob Macrory, 2B  
Adam Sullivan, OF  
Chad Wandall, 3B  
**1998** Josh Etheredge, OF  
Todd Faulkner, 1B  
Heath Kelly, 2B  
Scott Pratt, SS  
Brent Schoening, P  
**1999** Casey Dunn, C  
Todd Faulkner, 1B  
Dominic Rich, 2B  
Mailon Kent, OF  
Hayden Gliemmo, P  
**2000** Todd Faulkner, 1B  
Gabe Gross, OF  
**2001** Eric Brandon, P  
Todd Faulkner, 1B  
Gabe Gross, OF  
Jonathan Schuerholz, SS  
**2003** Javon Moran, OF  
Colby Paxton, OF  
Scott Schade, 3B  
**2005** Karl Amonite, 1B  
Josh Donaldson, 3B  
Bruce Edwards, OF  
Tyler Johnstone, 2B  
Clete Thomas, OF  
**2010** Justin Fradejas, OF  
Ryan Jenkins, C  
Hunter Morris, 1B  
Trent Mummey, DH  
**2015** Jackson Burgence, OF  
**2018** Josh Anthony, 1B  
Jay Estes, OF  
Edouard Julien, DH  
Casey Mize, SP  
Brendan Venter, 3B  
Steven Williams, OF  
**2019** Ryan Bliss, 2B  
Richard Fitts, RP  
Bailey Horn, SP  
Edouard Julien, 3B  
Judd Ward, OF  
Steven Williams, OF  
**2022** Mason Barnett, SP  
Mike Bello, OF  
Brooks Carlson, DH  
Sonny DiChiara, 1B  
Cole Foster, 2B  
Joseph Gonzalez, SP  
Kason Howell, OF  
Nate LaRue, C  
Brody Moore, SS

## SEC ALL-TOURNAMENT

**1978** Dom Fucci, 1B  
J.B. Brown, 2B  
Bo Fucci, DH

**1980** Johnny Tutt, OF  
Darrell Wilkes, OF  
John Metasavage, DH  
**1986** Trey Gainous, OF  
Pat Bailey, UT  
**1987** Kevin Henry, 3B  
Trey Gainous, OF  
**1989** Chris Hart, OF  
Jeff Leatherman, 2B  
Clark Preble, OF  
Frank Thomas, 1B  
Tommy Youngblood, P  
**1993** Brian Alyea, 1B  
Mitch Duke, C  
**1994** Mark Bellhorn, 2B  
Ryan Halla, P  
Shawn McNally, 3B  
John Powell, P  
Frank Sanders, OF  
**1995** Mark Bellhorn, SS  
**1997** Kevin Knorst, P  
**1998** Hayden Gliemmo, OF  
Heath Kelly, 2B  
Chad Wandall, 3B  
**1999** Mailon Kent, OF  
**2003** Bobby Huddleston, C  
Arnold Hughey, P  
Javon Moran, OF  
Blake Logan, C  
**2017** Jay Estes, OF  
**2018** Edouard Julien, DH  
**2019** Edouard Julien, 3B

## ACADEMIC ALL-SEC

**1971** Jack Baker, 1B  
Pete Rancant, SS  
Earl Nance, P  
**1972** Joe Haefner, LF  
**1973** Bill Lawrence, P  
**1974** Vic Sharek, 3B  
**1975** Dennis Bailey, CF  
**1976** Robert Hudson, P  
**1977** Robert Hudson, P  
**1979** Lynn Humphries, P  
**1981** Alan Mock, 2B  
Robert Sorrell, OF  
**1982** Russell Smith, 2B  
Robert Sorrell, OF  
Sam Sasso, OF  
Gary Smith, P  
Russell Smith, 2B  
**1983** Scott Tillery  
**1985** Rock Wilson  
**1986** Tony Haney  
Rock Wilson  
**1987** Tony Haney  
Rock Wilson  
**1988** Tony Haney  
Clark Preble  
**1989** Derek Crownover  
Jeff Leatherman  
Clark Preble  
Tommy Youngblood  
**1990** Mickey Tomey, C  
Jeff Leatherman  
John Moorner  
Todd O'Donnell  
**1991** Tommy Carter  
Mark Fuller, P  
Jon Hebel, P  
Jeff Leatherman  
Todd O'Donnell

**1992** Mark Fuller, P  
Todd O'Donnell  
Mickey Tomey, C  
**1993** Jason Johnson, P  
Jay Waggoner, 3B  
**1994** Jay Waggoner, 1B  
Russell Whittenburg, OF  
**1995** Todd Gober, P  
Jason LeBoeuf, P  
**1996** Elliot Brown, P  
Kirby Clark, C  
Adam Sullivan, OF  
Stephen Chambless, IF  
Casey Dunn, C  
Adam Sullivan, OF  
Patrick Wootton, C  
**1998** Tucker Dearth, OF  
Casey Dunn, C  
George Jones, P  
Kevin Knorst, P  
Derek Reif, OF  
**1999** Tucker Dearth, OF  
Casey Dunn, C  
Todd Faulkner, 1B  
Mailon Kent, OF  
Derek Reif, OF  
Joseph Zanithos, OF  
**2000** Tucker Dearth,  
Todd Faulkner, 1B  
Gabe Gross, OF  
Mailon Kent, OF  
Kevin Knorst, P  
Lynn Shoop, OF  
Joseph Zanithos, 1B  
**2001** Gabe Gross, OF  
Mailon Kent, OF  
Kevin Knorst, P  
Lynn Shoop, OF  
Joseph Zanithos, 1B  
**2002** Gabe Gross, OF  
Mailon Kent, OF  
Lynn Shoop, OF  
Trent Wilson, OF  
**2003** Colby Paxton, P  
Scott Schade, 3B  
Josh Todd, IF  
**2004** Grant Cardwell, P  
Lee Carter, P  
Arnold Hughey, P  
Nick Hulling, C  
Colby Paxton, P  
**2005** Ted Bryant, P  
Grant Cardwell, P  
Chris Dennis, P  
Mike Hnytko, C  
Derek Sain, OF  
**2006** Josh Blake, P  
Grant Cardwell, P  
Andrew Hall, P  
Clarence Nicely, P  
**2007** Josh Blake, P  
Blake Carver, P  
Chris Dennis, P  
Ben Jones, OF  
Philip Stringer, IF  
Paul Burnside, P  
Evan Crawford, P  
Jamie Drinkard, OF  
Michael Hurst, P  
Ben Jones, OF  
**2009** Justin Hargett, IF  
Austin Hubbard, P







# HONORS AND AWARDS

- Michael Hurst, P
- Jon Luke Jacobs, P
- Ryan Jenkins, C
- Ben Jones, OF
- Cory Luckie, P
- Chris O'Neil, P
- Kevin Patterson, OF
- 2010**
- Zach Blatt
- Dan Gamache
- Justin Hargett
- Austin Hubbard
- Jon Luke Jacobs
- Cory Luckie
- Hunter Morris
- Chris O'Neil
- Kevin Patterson
- 2011**
- Brooks Beisner
- Zach Blatt
- Caleb Bowen
- Justin Hargett
- Jon Luke Jacobs
- Cory Luckie
- Chris O'Neil
- Kevin Patterson
- Patrick Savage
- Mitchell Self
- Derek Varnadore
- 2012**
- Bobby Andrews
- Zach Blatt
- Jon Luke Jacobs
- Cory Luckie
- Patrick Savage
- Mitchell Self
- Creede Simpson
- Derek Varnadore
- 2013**
- Bobby Andrews
- Zach Blatt
- Cameron Blinka
- Trey Cochran-Gill
- Jordan Ebert
- Sam Gillikin
- Cole Lipscomb
- Michael O'Neal
- Dillon Ortman
- Kody Ortman
- Patrick Savage
- Mitchell Self
- 2014**
- Brett Binning
- Trey Cochran-Gill
- Kevin Davis
- Jordan Ebert
- Sam Gillikin
- Damon Haecker
- Cole Lipscomb
- Blake Logan
- Michael O'Neal
- Patrick Savage
- JJ Shaffer
- Connor Short
- Keegan Thompson
- Derek Varnadore
- 2015**
- Robby Clements
- Kevin Davis
- Sam Gillikin
- Anfernee Grier
- Cole Lipscomb
- Blake Logan
- Sam Mason
- Rocky McCord
- Austin Murphy
- Cody Nulph
- JJ Shaffer

- Keegan Thompson
- Izaak Yarbrough
- 2016**
- Ben Braymer
- Justin Camp
- Colton Campbell
- Kevin Davis
- Jordan Ebert
- Marc Frazier
- Sam Gillikin
- Cole Lipscomb
- Blake Logan
- Sam Mason
- Andrew Mitchell
- Cody Nulph
- JJ Shaffer
- Keegan Thompson
- Izaak Yarbrough
- 2017**
- Kevin Davis
- Bo Decker
- Sam Gillikin
- Dylan Ingram
- Luke Jarvis
- Jeremy Johnson
- Gabe Klobosits
- Cole Lipscomb
- Blake Logan
- Andrew Mitchell
- JJ Shaffer
- Keegan Thompson
- 2018**
- Elliott Anderson
- Davis Daniel
- Conor Davis
- Corey Herndon
- Dylan Ingram
- Luke Jarvis
- Jeremy Johnson
- Welby Malczewski
- Andrew Mitchell
- Ryan Watson
- 2019**
- Elliott Anderson
- Tanner Burns
- Davis Daniel
- Conor Davis
- Peyton Glavine
- Chase Hall
- Ford Luttrell
- Brett Olson
- Jack Owen
- Blake Schilleci
- 2020**
- Tanner Burns
- Conor Davis
- Richard Fitts
- Brooks Fuller
- Peyton Glavine
- Cody Greenhill
- Chase Hall
- Jack Owen
- Matt Scheffler
- John Samuel Shenker
- Carson Skipper
- Garrett Wade
- Judd Ward
- Ryan Watson
- Rankin Woley
- 2021**
- Mason Barnett
- Trace Bright
- Brayton Brown
- Blake Burkhalter
- Garrett Farquhar
- Richard Fitts
- Brooks Fuller
- Cody Greenhill

- Tyler Miller
- Will Morrison
- Hayden Mullins
- Jack Owen
- Garrett Wade
- Rankin Woley
- 2022**
- Mason Barnett
- Trace Bright
- Blake Burkhalter
- Garrett Farquhar
- Brooks Fuller
- Josh Hall
- Hayden Mullins
- Garrett Wade
- Bryson Ware



AUBURN IN MLB

JACK BAKER

Year Team G Avg AB R H RBI 2B 3B HR
1976 Boston 12 .130 23 1 3 2 0 0 1
1977 Boston 2 .000 3 0 0 0 0 0 0 0
Totals (2 years) 14 .115 26 1 3 2 0 0 1

SAM BARNES

Year Team G Avg AB R H RBI 2B 3B HR
1921 Detroit 7 .182 11 2 2 0 1 0 0

COLTER BEAN

Year Team G/GS W-L SV ERA IP H BB SO
2005 N.Y. (AL) 1/0 0-0 0 4.50 2.0 1 2 2
2006 N.Y. (AL) 2/0 0-0 0 9.00 2.0 2 2 1
2007 N.Y. (AL) 3/0 0-1 0 12.00 3.0 5 5 2
Totals (3 years) 6/0 0-1 0 9.00 7.0 8 9 5

JOE BECKWITH

Year Team G/GS W-L SV ERA IP H BB SO
1979 LA (NL) 17/0 1-2 2 4.38 37.0 42 15 28
1980 LA (NL) 38/0 3-3 0 1.95 60.0 60 23 40
1982 LA (NL) 19/1 2-1 1 2.70 40.0 38 14 33
1983 LA (NL) 42/3 3-4 1 3.55 71.0 73 35 50
1984 Kansas City 49/1 8-4 2 3.40 100.2 92 25 75
1985 Kansas City 49/0 1-5 1 4.07 95.0 99 32 80
1986 LA (NL) 15/0 0-0 0 6.87 18.1 28 6 13
Totals (7 years) 229/5 18-19 7 3.54 422.0 432 150 319

MARK BELLHORN

Year Team G Avg AB R H RBI 2B 3B HR
1997 Oakland 68 .228 224 33 51 19 9 1 6
1998 Oakland 11 .083 12 1 1 1 1 0 0
2000 Oakland 9 .154 13 2 2 0 0 0 0
2001 Oakland 38 .135 74 11 10 4 1 2 1
2002 Chi. (NL) 146 .258 445 86 115 56 24 4 27
2003 Chi./Colo. 99 .221 249 27 55 26 10 1 2
2004 Boston 138 .264 523 93 138 82 37 3 17
2005 Bos./N.Y. (AL) 94 .210 300 43 63 30 20 0 8
2006 San Diego 115 .190 253 26 48 27 11 2 8
2007 Cincinnati 13 .071 14 2 1 1 0 0 0
Totals (10 years) 731 .230 2107 324 484 246 113 13 69

CHRIS BOOTCHECK

Year Team G/GS W-L SV ERA IP H BB SO
2003 Anaheim 4/1 0-1 0 9.58 10.1 16 6 7
2005 Anaheim 5/2 0-1 1 3.38 18.2 19 4 8
2006 Anaheim 7/0 0-1 0 10.45 10.1 16 9 7
2007 Anaheim 51/0 3-3 0 4.77 77.1 81 24 56
2008 Anaheim 10/0 0-1 0 10.13 16.0 30 12 14
2009 Pittsburgh 13/0 0-0 0 11.05 14.2 16 9 13
2013 N.Y. (AL) 1/0 0-0 0 9.00 1.0 2 2 1
Totals (7 years) 91/3 3-7 1 8.33 148.1 180 66 106

BEN BRAYMER

Year Team G/GS W-L SV ERA IP H BB SO
2020 Washington 3/1 1-0 0 1.23 7.1 7 5 8

SOL CARTER

Year Team G/GS W-L SV ERA IP H BB SO
1931 Philadelphia 2/0 0-0 0 19.29 2.1 1 4 1

JUSTIN CHRISTIAN

Year Team G Avg AB R H RBI 2B 3B HR
2008 N.Y. (AL) 24 .250 40 6 10 6 3 0 0
2011 San Fran. 18 .255 47 6 12 4 5 0 0
2012 San Fran. 34 .125 56 6 7 2 1 0 0
Totals (3 years) 76 .203 143 18 29 12 9 0 0

GARRETT COOPER

Year Team G Avg AB R H RBI 2B 3B HR
2017 N.Y. (AL) 13 .326 43 3 14 6 5 1 0
2018 Miami 14 .212 33 2 7 2 1 0 0
2019 Miami 107 .281 381 52 107 50 16 1 15
2020 Miami 34 .283 120 30 64 30 8 0 6
2021 Miami 71 .284 215 30 61 33 10 1 9
2022 Miami .119 .261 414 37 108 50 33 2 9
Totals (6 years) 358 .274 1206 144 331 161 73 5 39

EVAN CRAWFORD

Year Team G/GS W-L SV ERA IP H BB SO
2012 Toronto 10/0 0-0 0 6.75 8.0 10 4 5

GRANT DAYTON

Year Team G/GS W-L SV ERA IP H BB SO
2016 L.A. (NL) 25/0 0-1 0 2.05 26.1 14 6 39
2017 L.A. (NL) 29/0 1-1 0 4.94 23.2 19 12 20
2018 DNP-INJURED
2019 Atlanta 14/0 0-1 0 3.00 12.0 12 4 14
2020 Atlanta 18/0 2-1 0 2.30 27.1 22 11 32
2021 Atlanta 13/0 0-0 0 6.23 13.0 15 6 14
Totals (5 years) 99/0 3-4 0 3.43 102.1 82 39 119

JOSH DONALDSON

Year Team G Avg AB R H RBI 2B 3B HR
2010 Oakland 14 .156 32 1 5 4 1 0 1
2012 Oakland 75 .241 274 34 66 33 16 0 9
2013 Oakland 158 .301 579 89 174 93 37 3 24
2014 Oakland 158 .255 608 93 155 98 31 2 29
2015 Toronto 158 .297 620 122 184 123 41 2 41
2016 Toronto 155 .284 577 122 164 99 32 5 37
2017 Toronto 113 .270 415 65 112 78 21 0 33
2018 Toronto 36 .234 137 22 32 16 11 0 5
Cleveland 16 .280 50 8 14 7 3 0 3
2019 Atlanta 155 .259 549 96 142 94 33 0 37
2020 Minnesota 28 .222 81 14 18 11 2 0 6
2021 Minnesota 135 .247 457 73 113 72 26 0 26
2022 New York (AL) 132 .222 478 59 106 62 28 0 15
Totals (12 years) 1333 .265 4857 798 1285 790 282 12 266

CHARLIE GIBSON

Year Team G Avg AB R H RBI 2B 3B HR
1924 Philadelphia 12 .133 15 1 2 1 0 0 0

GEORGE GRANT

Year Team G/GS W-L SV ERA IP H BB SO
1923 St. Louis (AL) 4/0 0-0 0 5.19 8.2 15 3 2
1924 St. Louis (AL) 21/2 1-2 0 6.26 50.1 67 25 11
1925 St. Louis (AL) 12/0 0-2 0 6.06 16.1 26 8 7
1927 Cleveland 25/3 4-6 1 4.46 74.2 85 40 19
1928 Cleveland 28/18 10-8 0 5.04 155.1 196 76 39
1929 Cleveland 12/0 0-2 0 10.50 24.0 41 23 5
1931 Pittsburgh 11/0 0-0 0 7.41 17.0 28 7 6
Totals (7 years) 113/23 15-20 1 5.64 346.1 458 182 89

IVY GRIFFIN

Year Team G Avg AB R H RBI 2B 3B HR
1919 Philadelphia 17 .294 68 5 20 6 2 2 0
1920 Philadelphia 129 .238 467 46 111 20 15 1 0
1921 Philadelphia 39 .320 103 14 33 13 4 2 0
Totals (3 years) 185 .257 638 65 164 39 21 5 0

GABE GROSS

Year Team G Avg AB R H RBI 2B 3B HR
2004 Toronto 44 .209 129 18 27 16 4 0 3
2005 Toronto 40 .250 92 11 23 7 4 1 1
2006 Milwaukee 117 .274 208 42 57 38 15 0 9
2007 Milwaukee 93 .235 183 28 43 24 12 2 7
2008 Mil./Tampa 143 .238 345 46 82 40 16 3 13
2009 Tampa 115 .227 282 31 64 36 16 1 6
2010 Oakland 105 .239 227 27 53 25 11 1 1
Totals (7 years) 657 .239 1461 203 349 186 78 8 40

JOSH HANCOCK

Year Team G/GS W-L SV ERA IP H BB SO
2002 Boston 3/1 0-1 0 3.68 7.1 5 2 6
2003 Philadelphia 2/0 0-0 0 3.00 3.0 2 0 4
2004 Cin./Phil 16/11 5-2 0 5.09 63.2 73 28 36
2005 Cincinnati 11/0 1-0 0 1.93 14.0 11 1 5
2006 St. Louis 62/0 3-3 1 4.09 77.0 70 23 50
2007 St. Louis 8/0 0-1 0 3.55 12.2 14 5 9
Totals (6 years) 102/12 9-7 1 4.20 177.2 175 59 110

BRYAN HEBSON

Year Team G/GS W-L SV ERA IP H BB SO
2003 Montreal 2/0 0-0 0 13.50 2.0 4 1 1

BILL HIGDON

Year Team G Avg AB R H RBI 2B 3B HR
1949 Chicago (AL) 11 .304 23 3 7 1 3 0 0

BILLY HITCHCOCK (PLAYER)

Year Team G Avg AB R H RBI 2B 3B HR
1942 Detroit 85 .211 280 27 59 29 8 1 0
1946 Det./Wash. 101 .210 357 27 75 25 8 3 0
1947 St. Louis (AL) 80 .222 275 25 61 28 2 2 1
1948 Boston (AL) 49 .298 124 15 37 20 3 2 1
1949 Boston (AL) 55 .204 147 22 30 9 6 1 0
1950 Phila. (AL) 115 .273 399 35 109 54 22 5 1
1951 Phila. (AL) 77 .306 222 27 68 36 10 4 1
1952 Phila. (AL) 119 .246 407 45 100 56 8 4 1
1953 Detroit 22 .211 38 8 8 0 0 0 0
Totals (9 years) 703 .243 2249 231 547 257 67 22 5

BILLY HITCHCOCK (MANAGER)

Year Team W-L Pct. Finish
1960 Detroit 1-0 1.000 6th
1962 Baltimore 77-85 .475 7th
1963 Baltimore 86-76 .531 4th
1966 Atlanta 33-18 .647 5th
1967 Atlanta 77-82 .484 7th
Totals (5 years) 274-261 .512

JIMMY HITCHCOCK

Year Team G Avg AB R H RBI 2B 3B HR
1938 Boston (NL) 28 .171 76 2 13 7 0 0 0

TIM HUDSON

Year Team G/GS W-L SV ERA IP H BB SO
1999 Oakland 21/21 11-2 0 3.23 136.1 121 62 132
2000 Oakland 32/32 20-6 0 4.14 202.1 169 82 169
2001 Oakland 35/35 18-9 0 3.37 235.0 216 71 181
2002 Oakland 34/34 15-9 0 2.98 238.1 237 62 152
2003 Oakland 34/34 16-7 0 2.70 240.0 147 61 162
2004 Oakland 27/27 12-6 0 3.53 188.2 194 44 103
2005 Atlanta 29/29 14-9 0 3.52 192.0 194 65 115
2006 Atlanta 35/35 13-12 0 4.86 218.1 235 79 141
2007 Atlanta 34/34 16-10 0 3.83 224.1 221 53 132
2008 Atlanta 23/22 11-7 0 3.17 142.0 125 40 85
2009 Atlanta 7/7 2-1 0 3.61 42.1 49 13 30
2010 Atlanta 34/34 17-9 0 2.83 228.2 189 74 139
2011 Atlanta 33/33 16-10 0 3.22 215.0 189 56 158
2012 Atlanta 28/28 16-7 0 3.62 179.0 168 48 102
2013 Atlanta 21/21 8-7 0 3.97 131.1 120 36 95
2014 San Francisco 31/31 9-13 0 3.57 189.1 199 34 120
2015 San Francisco 24/22 8-9 0 4.44 123.2 134 37 64
Totals (17 yrs) 482/479 222-133 0 3.49 3126.2 2957 917 2080

TUG HULETT

Year Team G Avg AB R H RBI 2B 3B HR
2008 Seattle 30 .224 49 2 11 2 1 0 1
2009 Kansas City 15 .111 18 4 2 1 0 0 0
Totals (2 years) 45 .194 67 6 13 3 1 0 1

BO JACKSON

Year Team G Avg AB R H RBI 2B 3B HR
1986 Kansas City 25 .207 82 9 17 9 2 1 2
1987 Kansas City 116 .235 396 46 93 53 17 2 22
1988 Kansas City 124 .246 439 63 108 68 16 4 25
1989 Kansas City 135 .256 515 86 132 105 15 6 32
1990 Kansas City 111 .272 405 74 110 78 16 1 28
1991 Chicago (AL) 23 .225 71 8 16 14 4 0 3
1992 Chicago (AL) DNP-INJURED
1993 Chicago (AL) 85 .232 284 32 66 45 9 0 16
1994 California 75 .279 201 23 56 43 7 0 13
Totals (8 years) 693 .250 2393 341 598 415 86 14 141

STACY JONES

Year Team G/GS W-L SV ERA IP H BB SO
1991 Baltimore 4/1 0-0 0 4.09 11.0 11 5 10
1996 Chicago (AL) 2/0 0-0 0 0.00 2.0 1 1 1
Totals (2 years) 6/1 0-0 0 3.46 13.0 12 6 11

PAT KEEDY

Year Team G Avg AB R H RBI 2B 3B HR
1985 California 3 .500 4 1 2 1 1 0 1
1987 Chicago (AL) 17 .171 41 6 7 2 1 0 2
1989 Cleveland 9 .214 14 3 3 1 2 0 0
Totals (3 years) 29 .203 59 10 12 4 4 0 3

GABE KLOBOSITS

Year Team G/GS W-L SV ERA IP H BB SO
2021 Washington 11/0 0-1 0 5.56 11.1 13 5 5

ALAN KOCH

Year Team G/GS W-L SV ERA IP H BB SO
1963 Detroit 7/1 1-1 0 10.80 10.0 21 9 5
1964 Det./Wash. 35/14 3-10 0 4.96 118.0 116 46 68
Totals (2 years) 42/15 4-11 0 5.41 128.0 137 54 73

BILL LATHAM

Year Team G/GS W-L SV ERA IP H BB SO
1985 N.Y. (NL) 7/3 1-3 0 3.97 22.2 21 7 10
1986 Minnesota 7/2 0-1 0 7.31 16.0 24 6 8
Totals (2 years) 14/5 1-4 0 5.35 38.2 45 13 18

TERRY LEACH

Year Team G/GS W-L SV ERA IP H BB SO
1981 N.Y. (NL) 21/1 1-1 0 2.57 35.0 26 12 16
1982 N.Y. (NL) 21/1 2-1 3 4.17 45.1 46 18 30
1985 N.Y. (NL) 22/4 3-4 1 2.91 55.2 48 14 30
1986 N.Y. (NL) 6/0 0-0 0 2.70 6.2 6 3 4
1987 N.Y. (NL) 44/12 11-1 0 3.22 131.1 132 29 61
1988 N.Y. (NL) 52/0 7-2 3 2.54 92.0 95 24 51
1989 NY (NL)/KC 40/3 5-6 0 4.17 95.0 97 40 36
1990 Minnesota 55/0 2-5 2 3.20 81.2 84 21 46
1991 Minnesota 50/0 1-2 0 3.61 67.1 82 14 32
1992 Chicago (AL) 51/0 6-5 0 1.95 73.2 57 20 22
Totals (10 years) 362/21 38-27 9 3.16 683.2 673 195 328

ERNIE MANNING

Year Team G/GS W-L SV ERA IP H BB SO
1914 St. Louis 4/0 0-0 0 3.60 10.0 11 3 3

ANDY MERCHANT

Year Team G Avg AB R H RBI 2B 3B HR
1975 Boston 1 .500 4 1 2 0 0 0 0
1976 Boston 2 .000 2 0 0 0 0 0 0
Totals (2 years) 3 .333 6 1 2 0 0 0 0







# AUBURN IN MLB

## CASEY MIZE

Year	Team	G/GS	W-L	SV	ERA	IP	H	BB	SO
2020	Detroit	7/7	0-3	0	6.99	28.1	29	13	26
2021	Detroit	30/30	7-9	0	3.71	150.1	130	41	118
2022	Detroit	2/2	0-1	0	5.40	10.0	13	2	4
<b>Totals (3 years)</b>		<b>39/39</b>	<b>7-13</b>	<b>0</b>	<b>4.29</b>	<b>188.2</b>	<b>172</b>	<b>56</b>	<b>148</b>

## GUS NIARHOS

Year	Team	G	Avg	AB	R	H	RBI	2B	3B	HR
1946	New York (AL)	37	.225	40	11	9	2	1	1	0
1948	New York (AL)	83	.268	228	41	61	19	12	2	0
1949	New York (AL)	32	.279	43	7	12	6	2	1	0
1950	NYV/CHW	42	.324	105	17	34	16	4	0	0
1951	Chicago (AL)	41	.256	168	27	43	10	6	0	1
1952	Chicago (AL)	29	.103	58	4	6	4	0	0	0
1953	Boston (AL)	16	.200	35	6	7	2	1	1	0
1954	Philadelphia (NL)	3	.200	5	0	1	0	0	0	0
1955	Philadelphia (NL)	7	.111	9	1	1	0	0	0	0
<b>Totals (9 years)</b>		<b>315</b>	<b>.252</b>	<b>691</b>	<b>114</b>	<b>174</b>	<b>59</b>	<b>26</b>	<b>5</b>	<b>1</b>

## WILLARD NIXON

Year	Team	G/GS	W-L	SV	ERA	IP	H	BB	SO
1950	Boston (AL)	22/15	8-6	2	6.04	101.1	126	58	57
1951	Boston (AL)	33/14	7-4	1	4.90	125.0	136	56	70
1952	Boston (AL)	23/13	5-4	0	4.86	103.2	115	61	50
1953	Boston	23/15	4-8	0	3.93	116.2	114	59	57
1954	Boston	31/30	11-12	0	4.06	199.2	182	87	102
1955	Boston	31/31	12-10	0	4.07	208.0	207	85	95
1956	Boston	23/22	9-8	0	4.21	145.1	142	57	74
1957	Boston	29/29	12-13	0	3.68	191.0	207	56	96
1958	Boston	10/8	1-7	0	6.02	43.1	48	11	15
<b>Totals (9 years)</b>		<b>225/177</b>	<b>69-72</b>	<b>3</b>	<b>4.39</b>	<b>1234.0</b>	<b>1277</b>	<b>530</b>	<b>616</b>

## JOSH PALACIOS

Year	Team	G	Avg	AB	R	H	RBI	2B	3B	HR
2021	Toronto	13	.200	35	7	7	4	0	0	0
2022	Washington	29	.213	47	8	10	2	2	0	0
<b>Total (2 years)</b>		<b>42</b>	<b>.207</b>	<b>82</b>	<b>15</b>	<b>17</b>	<b>6</b>	<b>2</b>	<b>0</b>	<b>0</b>

## GREG OLSON

Year	Team	G/GS	W-L	SV	ERA	IP	H	BB	SO
1988	Baltimore	10/0	1-1	0	3.27	11.0	10	10	9
1989	Baltimore	64/0	6-2	27	1.69	85.0	57	46	90
1990	Baltimore	64/0	6-5	37	2.42	74.1	57	31	74
1991	Baltimore	72/0	4-6	31	3.18	73.2	74	29	72
1992	Baltimore	60/0	1-5	36	2.05	61.1	46	24	58
1993	Baltimore	50/0	0-2	29	1.60	45.0	37	18	44
1994	Atlanta	16/0	0-1	1	9.20	14.2	19	13	10
1995	Cle./K.C.	23/0	3-3	3	4.09	33.0	28	19	21
1996	Det./Hou.	52/0	4-4	8	4.99	52.1	55	35	37
1997	Minn./K.C.	45/0	4-3	1	5.58	50.0	58	28	34
1998	Arizona	64/0	3-4	30	3.01	68.2	56	25	55
1999	Arizona	61/0	9-4	14	3.71	60.2	54	25	45
2000	LA (N.L.)	13/0	0-1	0	5.09	17.2	21	7	15
2001	LA (N.L.)	28/0	0-1	0	8.03	24.2	26	20	24
<b>Totals (14 years)</b>		<b>622/0</b>	<b>40-39</b>	<b>217</b>	<b>3.46</b>	<b>672.0</b>	<b>598</b>	<b>330</b>	<b>588</b>

## JIMMY OUTLAW

Year	Team	G	Avg	AB	R	H	RBI	2B	3B	HR
1937	Cincinnati	49	.273	165	18	45	11	7	3	0
1938	Cincinnati	4	—	0	1	0	0	0	0	0
1939	Boston (NL)	65	.263	133	15	35	5	2	0	0
1943	Detroit	20	.269	67	8	18	6	1	0	1
1944	Detroit	139	.273	535	69	146	57	20	6	3
1945	Detroit	132	.271	446	56	121	34	16	5	0
1946	Detroit	92	.261	299	36	78	31	14	2	2
1947	Detroit	70	.228	127	20	29	15	7	1	0
1948	Detroit	74	.283	198	33	56	25	12	0	0
1949	Detroit	5	.250	4	1	1	0	0	0	0
<b>Totals (10 years)</b>		<b>650</b>	<b>.268</b>	<b>1974</b>	<b>257</b>	<b>529</b>	<b>184</b>	<b>79</b>	<b>17</b>	<b>6</b>

## RAY PRIM

Year	Team	G/GS	W-L	SV	ERA	IP	H	BB	SO
1933	Washington	2/1	0-1	0	3.14	14.1	13	2	6
1934	Washington	8/1	0-2	0	6.75	14.2	19	8	3
1935	Philadelphia	29/6	3-4	0	5.77	73.1	110	15	27
1943	Chicago (NL)	29/5	4-3	1	2.55	60.0	67	14	27
1945	Chicago (NL)	34/19	13-8	2	2.40	165.1	142	23	88
1946	Chicago (NL)	14/2	2-3	1	5.79	23.1	28	10	10
<b>Totals (6 years)</b>		<b>116/34</b>	<b>22-21</b>	<b>4</b>	<b>3.56</b>	<b>351.0</b>	<b>379</b>	<b>72</b>	<b>161</b>

## JIM PYBURN

Year	Team	G	Avg	AB	R	H	RBI	2B	3B	HR
1955	Baltimore	39	.204	98	5	20	7	2	2	0
1956	Baltimore	84	.173	156	23	27	11	3	3	2
1957	Baltimore	35	.225	40	8	9	2	0	0	1
<b>Totals (3 years)</b>		<b>158</b>	<b>.190</b>	<b>294</b>	<b>36</b>	<b>56</b>	<b>20</b>	<b>5</b>	<b>5</b>	<b>3</b>

## STEVEN REGISTER

Year	Team	G/GS	W-L	SV	ERA	IP	H	BB	SO
2008	Colorado	10/0	0-0	0	9.00	10.0	13	6	8
2009	Philadelphia	1/0	0-0	0	4.50	2.0	3	1	1
<b>Totals (2 years)</b>		<b>11/0</b>	<b>0-0</b>	<b>0</b>	<b>8.25</b>	<b>12.0</b>	<b>16</b>	<b>7</b>	<b>9</b>

## DAVID ROSS (PLAYER)

Year	Team	G	Avg	AB	R	H	RBI	2B	3B	HR
2002	Los Angeles (NL)	8	.200	10	2	2	2	1	0	1
2003	Los Angeles (NL)	40	.258	124	19	32	18	7	0	10
2004	Los Angeles (NL)	70	.170	165	13	28	15	3	1	5
2005	Pitt./S.D.	51	.240	125	11	30	15	8	1	3
2006	Cincinnati	90	.255	247	37	63	52	15	1	21
2007	Cincinnati	112	.203	311	32	63	39	10	0	17
2008	Cin./Boston	60	.225	142	18	32	13	9	0	3
2009	Atlanta	54	.273	128	18	35	20	9	0	7
2010	Atlanta	59	.289	121	15	35	28	13	2	2
2011	Atlanta	52	.263	152	14	40	23	7	0	6
2012	Atlanta	62	.256	176	18	45	23	7	0	9
2013	Boston	36	.216	102	11	22	10	5	0	4
2014	Boston	50	.184	152	16	28	15	7	0	7
2015	Chicago (NL)	72	.176	159	6	28	9	9	0	1
2016	Chicago (NL)	67	.229	166	24	38	32	6	0	10
<b>Totals (15 years)</b>		<b>883</b>	<b>.229</b>	<b>2280</b>	<b>254</b>	<b>521</b>	<b>314</b>	<b>116</b>	<b>5</b>	<b>106</b>

## DAVID ROSS (MANAGER)

Year	Team	W-L	Pct.	Finish
2020	Chicago (NL)	34-26	.567	1st
2021	Chicago (NL)	71-91	.438	4th
2022	Chicago (NL)	74-88	.457	3rd
<b>Totals (3 years)</b>		<b>179-205</b>	<b>.466</b>	

## BEN SANKEY

Year	Team	G	Avg	AB	R	H	RBI	2B	3B	HR
1929	Pittsburgh	2	.143	7	1	1	0	0	0	0
1930	Pittsburgh	13	.167	30	6	5	0	0	0	0
1931	Pittsburgh	57	.227	132	14	30	14	2	5	0
<b>Totals (3 years)</b>		<b>72</b>	<b>.213</b>	<b>169</b>	<b>21</b>	<b>36</b>	<b>14</b>	<b>2</b>	<b>5</b>	<b>0</b>

## ED SHERLING

Year	Team	G	Avg	AB	R	H	RBI	2B	3B	HR
1924	Philadelphia	4	.500	2	2	1	0	1	0	0

## RED SMITH

Year	Team	G	Avg	AB	R	H	RBI	2B	3B	HR
1911	Brooklyn	28	.261	111	10	29	19	6	1	0
1912	Brooklyn	128	.286	486	75	139	57	28	6	4
1913	Brooklyn	151	.296	540	70	160	76	40	10	6
1914	Brook/Bos.	150	.272	537	69	146	85	27	9	7
1915	Boston	157	.264	549	66	145	65	34	4	2
1916	Boston	150	.259	509	48	132	60	16	10	3
1917	Boston	147	.295	505	60	149	62	31	6	2



## AUBURN IN MLB

## MLB HONORS &amp; AWARDS

## NATIONAL BASEBALL HALL OF FAME

2014 Frank Thomas (first ballot)

## MOST VALUABLE PLAYER

1993 Frank Thomas, Chicago (AL)  
1994 Frank Thomas, Chicago (AL)  
2015 Josh Donaldson, Toronto (AL)

## ROOKIE OF THE YEAR

1989 Gregg Olson, Baltimore (AL)

## COMEBACK PLAYER OF THE YEAR

2010 Tim Hudson, Atlanta  
2019 Josh Donaldson, Atlanta

## ALL-STAR GAME MVP

1989 Bo Jackson, Kansas City

## ALL-STAR GAME PARTICIPANTS

1989 BO JACKSON (MVP)  
1990 Gregg Olson  
1993 Frank Thomas  
1994 FRANK THOMAS  
1995 FRANK THOMAS  
1996 Frank Thomas  
1997 Frank Thomas\*  
2000 Tim Hudson  
2004 Tim Hudson\*  
2010 Tim Hudson  
2014 JOSH DONALDSON  
Tim Hudson  
2015 JOSH DONALDSON ^  
2016 Josh Donaldson  
2022 Garrett Cooper

All CAPS indicates starter / \* Injured, DNP / ^ Leading vote getter

## WORLD SERIES PARTICIPANTS

## JOE BECKWITH

Year	Team	G/GS	W-L	SV	ERA	IP	H	BB	SO
1985	Kansas City	1/0	0-0	0	0.00	2.0	1	0	3

Joe Beckwith was also a part of the 1983 World Series Champion Los Angeles Dodgers but did not pitch in any of the games.

## MARK BELLHORN

Year	Team	G	Avg	AB	R	H	RBI	2B	3B	HR
2004	Boston	4	.300	10	3	3	4	1	0	1

## JUSTIN CHRISTIAN

Christian was on the 2012 San Francisco Giants roster during the regular season but did not appear on the post-season roster

## GRANT DAYTON

Dayton was on the 2017 Los Angeles Dodgers roster during the regular season but was placed on the disabled list prior to the post-season

## GABE GROSS

Year	Team	G	Avg	AB	R	H	RBI	2B	3B	HR
2008	Tampa Bay	1	.000	3	0	0	2	0	0	0

## JOSH HANCOCK

Hancock was on the 25-man roster for the 2006 World Series Champion St. Louis Cardinals but did not make an appearance in any of the games.

## TIM HUDSON

Year	Team	G/GS	W-L	SV	ERA	IP	H	BB	SO
2014	San Francisco	2/2	0-1	0	6.14	7.1	7	2	3

## TERRY LEACH

Year	Team	G/GS	W-L	SV	ERA	IP	H	BB	SO
1991	Minnesota	2/0	0-0	0	3.86	2.1	2	0	2

Leach was also on the 1986 New York Mets World Series team but did not appear on the post season roster

## GUS NIARHOS

Year	Team	G	Avg	AB	R	H	RBI	2B	3B	HR
1949	New York (AL)	1	.000	0	0	0	0	0	0	0

## JIMMY OUTLAW

Year	Team	G	Avg	AB	R	H	RBI	2B	3B	HR
1945	Detroit	7	.179	28	1	5	3	0	0	0

## RAY PRIM

Year	Team	G/GS	W-L	SV	ERA	IP	H	BB	SO
1945	Chicago (NL)	2/1	0-1	0	9.00	4.0	4	1	1

## DAVID ROSS

Year	Team	G	Avg	AB	R	H	RBI	2B	3B	HR
2013	Boston	4	.188	16	1	3	1	1	0	0
2016	Chicago (NL)	3	.400	5	1	2	2	0	0	1

## FRANK THOMAS

Thomas was a member of the 2005 World Series Champion Chicago White Sox but did not play in the series due to injury.







# AUBURN IN MLB DRAFT

YEAR	PLAYER, POS.	ROUND	CLUB
1965	Monte Sharp, LHP	22	Milwaukee
	Scott Long, SS*	52	Houston
1966	Edward Long, SS*	5 ^	NY Yankees
	Ralph Wells, 3B	40 %	Atlanta
1967	Ray Cox, C	13	Cleveland
	Q.V. Lowe, RHP	19	Chicago Cubs
	George McKenzie, 2B	33	Detroit
1968	Michael Peden, C	18 %	Oakland
	Thomas Smith, RHP	2 \$	Oakland
1970	Richard Nance, LHP*	2 \$	Milwaukee
	Rick Eisenacher, RHP*	6 \$	Baltimore
1971	Earl Nance, LHP*	3 ^	Chicago White Sox
	Rick Eisenacher, RHP*	5 ^	Detroit
	Ken Dempsey, OF	3 \$d	Minnesota
	Earl Nance, LHP	2 \$a	Boston
	Rick Eisenacher, RHP*	5 \$a	Minnesota
1975	James Handley, RHP	19	Chicago White Sox
	Davis May, RHP	24	Minnesota
1976	Terry Leach, RHP*	7 #	Boston
	Joe Beckwith, RHP*	12 %	Cleveland
	Ritchie Howard, 3B	28 %	Pittsburgh
1977	Joe Beckwith, RHP	2	Los Angeles
1978	Dom Fucci, 1B-OF*	6	Chicago White Sox
1979	Dom Fucci, 1B	5	Chicago White Sox
	Pat Keedy, 2B	5	California
	Steve Renfro, OF*	7	California
1980	Phil Deriso, LHP*	10	Montreal
	Mark Shifflett, LHP*	12	San Francisco
1981	John Tutt, OF	8	Baltimore
	Phil Deriso, LHP	18	Cleveland
	Mark Shifflett, LHP	27	New York Yankees
1982	Doug Gilcrease, SS	7	Kansas City
	Darryl Wilks, OF-1B	11	Cincinnati
	John Metasavage, 3B	25	New York Mets
	Dave Heath, C	26	California
1983	Bob Berry, 3B	36	Atlanta
1984	Stu Tate, RHP	8	San Francisco
1985	Tim McLain, RHP	7	Seattle
	Tim Lemons, 1B-RHP	13	Kansas City
	Bo Jackson, OF*	20	California
1986	Bo Jackson, OF	4	Kansas City
	Paul Foster, OF	26	Detroit
	David Plumb, C	26	Atlanta
1987	Mark Chapman, RHP	18	Milwaukee
1988	Gregg Olson, RHP	1 (4th)	Baltimore
	Stacy Jones, RHP	3	Baltimore
	Jeff Livesey, C	13	New York Yankees
	David Adams, RHP*	29	St. Louis
	Ed Ohman, RHP	46	Texas
1989	Frank Thomas, 1B	1 (7th)	Chicago White Sox
1990	Mike Ferry, RHP	4	Cincinnati
	Chris Hart, OF	5	Oakland
	Tim Edge, C	6	Pittsburgh
	Brad Holman, RHP	35	Detroit
1991	Tommy Carter, LHP	7	New York Yankees
	Andy Albrecht, OF	13	New York Yankees
1992	Brad Parker, 3B	34	Oakland
	Jeff Leatherman, 1B	47	Pittsburgh
1992	Scott Sullivan, RHP*	39	Milwaukee
1993	Scott Sullivan, RHP	2	Cincinnati
	Chris Christopher, OF	12	St. Louis
	John Powell, RHP*	13	New York Mets
	Jason Johnson, RHP	19	Colorado
	Jon Hebel, RHP	29	Cincinnati
1994	John Powell, RHP	9	Texas
	Frank Sanders, OF*	14	Seattle
	Brandon Moore, SS	17	Chicago White Sox
	Shawn McNally, RHP*	53	NY Mets

YEAR	PLAYER, POS.	ROUND	CLUB
1995	Mark Bellhorn, SS	2	Oakland
	Shawn McNally, OF	13	St. Louis
	Jay Waggoner, 1B	23	Detroit
	Chris Morrison, RHP	34	Oakland
1996	Elliot Brown, RHP	6	Tampa Bay
	Kirby Clark, C	33	Philadelphia
1997	Bryan Hebson, RHP	1 & (44th)	Montreal
	Patrick Dunham, RHP	3	Seattle
	Tim Hudson, RHP	6	Oakland
	Finley Woodward, RHP	10	St. Louis
1998	Roh Macrony, 2B	12	St. Louis
	Scott Pratt, SS	3	Cleveland
	Heath Kelly, 2B	15	Florida
	Josh Etheredge, OF	17	Colorado
1999	Brent Schoening, RHP	5	Minnesota
	Casey Dunn, C	15	Kansas City
	Chad Wandall, SS	21	Minnesota
	Brad Weis, LHP	28	Minnesota
	Paul Turco, SS	39	San Francisco
2000	Chris Bootcheck, RHP	1 (20th)	Anaheim
	Dominic Rich, 2B	2	Toronto
	Brandon Mayfield, RHP	11	Philadelphia
	Todd Faulkner, 1B*	12	New York Mets
	Maiilon Kent, OF*	30	St. Louis
2001	Gabe Gross, OF	1 (15th)	Toronto
	Maiilon Kent, OF	12	Atlanta
	Todd Faulkner, 1B	22	New York Yankees
	Trent Pratt, C	34	Arizona
2002	Jonathan Schuerholz, SS	8	Atlanta
	Trent Pratt, C	12	Philadelphia
	Mike Mueller, RHP	16	Atlanta
2003	Javon Moran, OF	5	Philadelphia
	Levale Speigner, RHP	14	Minnesota
	Bobby Huddleston, C	23	Detroit
	Calby Paxton, RHP*	32	Texas
	Steven Register, RHP	3	Colorado
2004	Sean Gamble, OF	6	Philadelphia
	Tug Hulet, 2B	14	Texas
	Chuck Jeroloman, SS	21	Boston
	Josh Sullivan, RHP	5	Colorado
2005	Josh Bell, C	6	Toronto
	Clete Thomas, OF	6	Detroit
	John Madden, RHP	8	San Diego
	Michael Nix, RHP	11	Atlanta
	Arnold Hughey, LHP	13	San Diego
2006	Karl Amonite, 1B	13	New York Yankees
	Chris Dennis, RHP*	40	Texas
	Josh Donaldson, C	1	Chicago Cubs
	Russell Dixon, OF	7	Houston
	Bruce Edwards, OF	15	San Francisco
2007	Brett Butts, RHP	19	Atlanta
	Mike Bianucci, OF*	23	Anaheim
	Philip Stringer, IF	24	Houston
	Josh Blake, LHP	35	Arizona
	Mike Bianucci, OF	8	Texas
2008	Evan Crawford, LHP	8	Toronto
	Matt Hall, IF	10	Tampa Bay
	Luke Greinke, UTIL	12	New York Yankees
	Bryan Woodall, RHP	21	Arizona
	Taylor Thompson, RHP*	25	Chicago White Sox
2009	Joseph Sanders, IF	5	Colorado
	Scott Shuman, RHP	19	Tampa Bay
	Paul Burnside, RHP	39	Chicago White Sox
	Taylor Thompson, RHP	44	Chicago White Sox
	Trent Mummey, OF	4	Baltimore
2010	Hunter Morris, IF	4	Milwaukee
	Cole Nelson, LHP	10	Detroit
	Grant Dayton, LHP	11	Florida
	Austin Hubbard, RHP	14	Tampa Bay
	Ryan Jenkins, C	17	Kansas City
	Brian Fletcher, OF	18	Kansas City



## AUBURN IN MLB DRAFT

	Kevin Patterson, OF/1B*	23		Tampa Bay
	Bradley Hendrix, RHP*	30		Cincinnati
	Justin Fradejas, OF*	35		Colorado
	Stephen Kohlscheen, RHP	45		Seattle
2011	Dan Gamache, IF	6		Pittsburgh
	Casey McElroy, IF	11		San Diego
	Derek Varnadore, RHP*	17		Florida
	Bradley Hendrix, RHP*	22		Tampa Bay
	Tony Caldwell, C	24		Florida
	Kevin Patterson, 1B/DH	30		Toronto
2012	Derek Varnadore, RHP	9		New York Yankees
	Ryan Tella, OF*	11		San Francisco
	Slade Smith, RHP	17		Detroit
	Creede Simpson, IF	25		Baltimore
2013	Garrett Cooper, 1B	6		Milwaukee
	Conner Kendrick, LHP	9		New York Yankees
	Will Kendall, LHP	30		Pittsburgh
	Jay Gonzalez, OF*	39		Texas
2014	Trey Cochran-Gill, RHP	17		Seattle
	Damek Tomscha, IF	17		Philadelphia
	Rocky McCord, RHP*	31		Kansas City
2015	Trey Wingenter, RHP	17		San Diego
	Rocky McCord, RHP	26		Baltimore
2016	Anfernee Grier, OF	1	& (39th)	Arizona
	Joshua Palacios, OF	4		Toronto
	Niko Buentello, IF	18		Detroit
	Ben Braymer, LHP	18		Washington
	Keegan Thompson, RHP*	33		Detroit
	Justin Camp, RHP	37		Kansas City
2017	Keegan Thompson, RHP	3		Chicago Cubs
	Jonah Todd, OF	6		Los Angeles
	Daniel Robert, IF	21		Texas
	Gabe Klobosits, RHP	36		Washington
2018	Casey Mize, RHP	1	(1st)	Detroit
	Davis Daniel, RHP*	11		Milwaukee
	Brendan Venter, IF	13		Atlanta
	Andrew Mitchell, LHP	14		New York (NL)
	Calvin Coker, RHP	15		Oakland
	Luke Jarvis, IF	25		Miami
	Brett Wright, C	26		Toronto
2019	Will Holland, IF	5		Minnesota
	Davis Daniel, RHP	7		Los Angeles (AL)
	Edouard Julien, IF	18		Minnesota
	Jack Owen, LHP*	21		St. Louis
	Elliott Anderson	23		Kansas City
2020	Tanner Burns, RHP	1	& (36)	Cleveland
	Bailey Horn, LHP	5		Chicago (AL)
2021	Ryan Bliss, IF	2	(42)	Arizona
	Richard Fitts, RHP	6		New York (AL)
	Tyler Miller, IF	9		Boston
	Steven Williams, C/OF	18		Washington
2022	Blake Burkhalter, RHP	2		Atlanta
	Mason Barnett, RHP	3		Kansas City
	Trace Bright, RHP	5		Baltimore
	Sonny DiChiara, IF	5		Los Angeles (AL)
	Carson Skipper, LHP	11		Colorado
	Hayden Mullins, LHP	12		Boston
	Blake Rambusch, IF	15		Seattle
	Brody Moore, IF	17		St. Louis

\* - Did not sign; ^ - January Secondary Phase; % - June Regular Phase; \$ - June Secondary Phase; \$d - June Secondary Delayed; \$a - June Secondary Active; # - January Regular Phase; & - Supplemental; ( ) - Draft Pick







# LETTERWINNERS (1949-PRESENT)

## • A-A-A •

ADAMS, David.....	1984-85, '87-88
ALBERCHT, Andy.....	1988-91
ALLEN, Doug.....	1983-84
ALLSUP, Chase.....	2022
ALVORD, Zach.....	2011-12
ALYEA, Brian.....	1993
AMONITE, Karl.....	2003, '05
ANDERSON, Elliott.....	2017-19
ANDERSON, Jack.....	1959-61
ANDREWS, Bobby.....	2011-13
ANTHONY, Josh.....	2017-18
ARGENTI, Allen.....	1989
ARIAIL, Gump.....	1934
ARMSTRONG, John.....	2022
ARMSTRONG, Jordan.....	2022
ATKINS, Stewart.....	1990
AUSTIN, Blake.....	2011-14
AUSTIN, Darren.....	1989

## • B-B-B •

BACHUS, Jim.....	1963-64
BAILEY, Dennis.....	1974-75
BAKER, Bob.....	1959-60
BAKER, Drew.....	2020
BAKER, Ernest.....	1950, '52
BAKER, Jack.....	1971
BALDASARE, Frank.....	1967-69
BANDY, Hugh.....	1955
BARFIELD, Jimmy.....	1963-64
BARNETT, Mason.....	2020-22
BASSO, Jamie.....	1982-84
BASSO, Sam.....	1982
BAXTER, Fred.....	1992
BAYNES, Ronnie.....	1964-65
BEAN, Colter.....	1998-00
BECKWITH, Joe.....	1974-77
BECTON, Dana.....	1979-81
BEAIRD, Chris.....	2000
BEISNER, Brooks.....	2011
BELL, Josh.....	2003-05
BELLHORN, Mark.....	1993-95
BELLO, Mike.....	2022
BENNETT, Andy.....	2006-07
BERRY, Bob.....	1981-83
BIANUCCI, Mike.....	2006-08
BIBB, Otis.....	1962-64
BIESEL, Andy.....	1988
BINNING, Brett.....	2014
BIRCHFIELD, James.....	1950
BISHOP, Ken.....	1971-72
BLACK, Jim.....	1976
BLAKE, Josh.....	2005, '07
BLAKENEY, Larry.....	1968-69
BLATT, Zach.....	2009-12
BLAUSER, Jim.....	1966-67
BLINKA, Cameron.....	2012
BLISS, Ryan.....	2019-21
BLODGETT, David.....	1971-73
BLODOWORTH, Jack.....	1960-61
BOLLINGER, Allan.....	1978
BOOTCHECK, Chris.....	1998-00
BOOZER, Roger.....	1966-68
BOSSSE, Ben.....	2022
BOUTWELL, Jeff.....	2005-06
BOVERT, Paul.....	1966-68
BOWEN, Caleb.....	2009-12
BOX, Seth.....	1953
BOYD, Jim.....	1960-62
BRADBERRY, Buck.....	1952-53
BRANDON, Eric.....	2001-02
BRANSON, Dan.....	1954
BRAYMER, Ben.....	2016

## • C-C-C •

BREAKFIELD, Bill.....	1960-62
BRIGHT, Trace.....	2020-22
BRISTOW, Justin.....	2006-07
BROOKS, Robert.....	2007
BROWN, Brad.....	1990-91
BROWN, Brayton.....	2020-21
BROWN, Dave.....	1951-53
BROWN, Elliot.....	1996
BROWN, J.B.....	1976-79
BROWN, Mark.....	1979
BROWN, Todd.....	1992
BRYANT, Justin.....	2010-12
BRYANT, Norman.....	1987
BRYANT, Ted.....	2005-07
BUENTELLO, Niko.....	2016
BURBANK, Bill.....	1955
BURGREEN, Jackson.....	2013-16
BURK, Luke.....	2022
BURKETT, Jackie.....	1957-59
BURKHALTER, Blake.....	2020-22
BURNHAM, Brett.....	2000-01
BURNS, Tanner.....	2018-20
BURNSIDE, Paul.....	2006-09
BURROUGHS, Steve.....	1986-88
BURTON, Peter.....	1978
BUSH, Garrett.....	2010
BUTLER, Greg.....	1971-73
BUTLER, Ron.....	1987
BUTTS, Brett.....	2006-07
CALDWELL, Tony.....	2008-11
CAMACHO, Christian.....	2017
CAMERON, Bill.....	1971-72
CAMERON, Scott.....	2005
CAMP, Harvey.....	1950-51
CAMP, Justin.....	2013-16
CARDENAS, Gordon.....	2016
CARDWELL, Grant.....	2005-06
CARLAN, Charlie.....	1957-59
CARTER, Reid.....	2013
CARLSON, Brooks.....	2022
CARLSON, Parker.....	2022
CARTER, Tommy.....	1989-91
CASON, Tommy.....	1969-70
CATCHINGS, Ben.....	1959-61
CAUTHEN, Dave.....	1955
CAWTHORNE, Bill.....	1957-58
CECCOLI, Johnny.....	2020
CHABOT, Kevin.....	1993-96
CHAMBERS, Jerry Joe.....	1983
CHAPMAN, Bruce.....	1980
CHAPMAN, Mark.....	1984-87
CHILDERS, Steve.....	1981-84
CHRISTIAN, Bill.....	1950
CHRISTIAN, Justin.....	2001
CHRISTOPHER, Chris.....	1991-93
CHWALIK, Jay.....	1977
CIMO, Tanner.....	2012-13
CLARK, Kirby.....	1995-96
CLARK, Ryan.....	2005
CLAYTON, Ken.....	2002
CLEMENTS, Barry.....	1981-82
CLEMENTS, Robby.....	2014-15
COBB, Joe.....	1953
COCHRAN-GILL, Trey.....	2012-13
COKER, Calvin.....	2017-18
COLE, Jimmy.....	1950
COLEMAN, Travis.....	2005-06
COLLINS, Gene.....	1967-69
COLLINS, Ricky.....	1996
COMER, Don.....	1968
CONSTAN, Phil.....	1980-82
COOPER, Garrett.....	2012-13

COPE, Curt.....	1973-76
COPELAND, Konner.....	2022
COPPINGER, Ty.....	1967-69
CORBIN, Ted.....	1990-91
COTTRELL, Al.....	1979
COUNTRYMAN, Rick.....	1967-68
COX, Ray.....	1966-67
CRAFT, Tony.....	1972-73
CRAFT, Ben.....	2015
CRAWFORD, Evan.....	2006-08
CROUCH, Jack.....	1956-58
CROWE, J.D.....	2013
CROWNOVER, Derrick.....	1988-89
CRYSEL, Jimmy.....	1963-65
CUNNINGHAM, David.....	2008
CUNNINGHAM, Jim.....	1983
CURLEE, Jack.....	1941-43
CURTIS, Terry.....	1971-73

## • D-D-D •

DAILEY, Gary.....	1972-75
DANIEL, Davis.....	2017-18
DANIEL, Harry.....	1959-60
DAVIDSON, Rick.....	1989
DAVIS, Bo.....	1959, '61
DAVIS, Bill.....	1982-83
DAVIS, Conor.....	2017-20
DAVIS, Joe.....	1952-54
DAVIS, Kevin.....	2014-15
DAYTON, Grant.....	2008-10
DEAN, Jake.....	1992-93
DEAN, Ray.....	1950-51
DEAN, Russ.....	1973-75
DEARTH, Tucker.....	1996-97, '99
DECKER, Bo.....	2015, '17
DEDRICK, Terrance.....	2013-14
DEESE, Kyler.....	2015-16
DEMPSEY, Ken.....	1969-71
DEMPSEY, Larry.....	1961-63
DENNIS, Chris.....	2003-04, '06-07
DERISO, Phil.....	1978-81
DiCHIARA, Sonny.....	2022
DICKEY, Doug.....	1953-55
DILKS, Ed.....	1986-88
DIXON, Russell.....	2005-06
DOLLAR, Rodney.....	1981-82
DOLES, Harry.....	1964-66
DOLSON, Ben.....	1953-55
DONALDSON, Don.....	1969-70
DONALDSON, Duke.....	1985
DONALDSON, Josh.....	2005-07
DOUGLAS, Jim.....	1959-61
DOUGHTERY, Mike.....	1986
DRABICK, Tyler.....	2022
DREADEN, Tom.....	1987
DUART, Fred.....	1951
DUEITT, Cory.....	2001-04
DUFFNER, David.....	1973-76
DUKE, Mitch.....	1991, '93
DUKE, Pat.....	1956-58
DUMAS, Henry.....	1957-58
DUNHAM, Patrick.....	1997
DUNN, Casey.....	1996-99
DYAL, Ryan.....	2021-22

## • E-E-E •

EATON, Jarrett.....	2019
EBERT, Jordan.....	2013-16
EDGE, Tim.....	1988-90
EDWARDS, Bruce.....	2005-07
EISENACHER, Rick.....	1969-71
ELLIS, Frank.....	1934
ELMORE, Verdo.....	1950

## • F-F-F •

EMBLEAU, Scott.....	1983
ERWIN, Mugs.....	1934
ESTES, Jay.....	2017-18
ETHEREDGE, Josh.....	1995-98
ETHEREDGE, Judson.....	1990
EVANS, Cade.....	2018
FARQUHAR, Garrett.....	2020-22
FAULKNER, Scott.....	2005
FAULKNER, Todd.....	1998-01
FELIX, Mike.....	2004-05
FERRY, Mike.....	1988-90
FINLAYSON, Hubert.....	1949-50
FINNEY, Reuben.....	1953-55
FITTS, Richard.....	2019-21
FLAGLER, Andy.....	1989-90
FLEMMING, Billy.....	1949-50
FLETCHER, Brian.....	2008-10
FOSTER, Cole.....	2021-22
FOSTER, Jonathan.....	2016
FOSTER, Paul.....	1983-86
FOWLER, Paul.....	1980
FOWLER, Wayne.....	1961-63
FOXWELL, Steve.....	1972
FRADEJAS, Justin.....	2010-11
FRAZIER, Marc.....	2016
FRAZIER, Mike.....	1976-77
FREDERICK, Rex.....	1957-59
FRIEND, DeWayne.....	1983-84
FROMAN, Russ.....	1985
FRYER, Frank.....	1964-66
FUCCI, Bo.....	1977-79
FUCCI, Dom.....	1976-79
FULLER, Brooks.....	2019-22
FULLER, Mark.....	1989-92

## • G-G-G •

GAINOUS, Trey.....	1985-87
GALLAGHER, Garry.....	1988-89
GAMACHE, Dan.....	2009-11
GAMBLE, Sean.....	2002-04
GARRISON, Bob.....	1961
GATEWOOD, George.....	1987
GEORGE, Gerald.....	1957-59
GERALDS, Tandy.....	1962-64
GILBERT, Charlie.....	1949-51
GILBERT, Porter.....	1959, '61-62
GILBERT, Reggie.....	1963, '65-66
GILCREASE, Doug.....	1980-82
GILLKIN, Sam.....	2013-15, '17
GILMER, Wes.....	2008-11
GILMORE, Dan.....	1950
GIVENS, Don.....	1979
GLAVINE, Peyton.....	2018-19, '21
GLEVENYAK, Dan.....	2012-14
GLIEMMO, Hayden.....	1998-01
GOBER, Todd.....	1995
GOLDEN, Greg.....	1967-68
GONZALEZ, Jay.....	2011-12
GONZALEZ, Joseph.....	2021-22
GRANT, George.....	1921-22
GRANZOW, Cade.....	2022
GRAY, Kyle.....	2019
GRAY, Melvin.....	2015-16
GREENHILL, Cody.....	2018-21
GREER, Mason.....	2020
GREINKE, Luke.....	2006-08
GRIER, Anfernee.....	2014-16
GROOMS, Matt.....	2002
GROSS, Gabe.....	1999-01
GROTE, Jeff.....	1982-83
GURROSKY, Scott.....	1990



LETTERWINNERS (1949-PRESENT)

• H-H-H •

Table listing letterwinners for the letter H, including names like Haecker, Damon and Hays, Robert, with their respective years.

• I-I-I •

Table listing letterwinners for the letter I, including Ingalls, Kyle and Ingram, Dylan.

• J-J-J •

Table listing letterwinners for the letter J, including Jackson, Bo and Jacobs, Jon Luke.

Table listing letterwinners for the letter K, including James, Bob and Jarvis, Luke.

• K-K-K •

Table listing letterwinners for the letter L, including Land, Mason and Lanier, L.F.

• L-L-L •

Table listing letterwinners for the letter M, including MacRory, Rob and Madden, John.

Table listing letterwinners for the letter N, including Nagel, Bob and Nair, Andy.

• M-M-M •

Table listing letterwinners for the letter O, including O'Barr, Bill and O'Donnell, Todd.

• N-N-N •

Table listing letterwinners for the letter P, including Pair, Doyle and Palacios, Joshua.

• O-O-O •

Table listing letterwinners for the letter Q, including Quagge, Mark and Quigg, Fred.

• P-P-P •

Table listing letterwinners for the letter R, including Rader, Tom and Rader, Tom.







# LETTERWINNERS (1949-PRESENT)

PEDEN, Mike.....	1967-68
PEIRCE, Bobby.....	2021-22
PENDLETON, Jon.....	1978
PENRY, Andy.....	1984
PFAB, Chuck.....	1976
PHILIPS, Sterling.....	1979-80
PIRRO, Mike.....	1987
PLUMB, David.....	1983-86
POLSTON, Alex.....	2015
POWELL, Jeff.....	1989-90
POWELL, John.....	1990-94
POWELL, Jimmy.....	1953-56
PRATT, Scott.....	1998
PRATT, Trent.....	2001-02
PREBLE, Clark.....	1988-89
PRESCOTT, Trey.....	2005
PRICE, Dexter.....	2009-10
PYBURN, Jim.....	1953-55
PYLE, George.....	1953

• R-R-R •

RAMBUSCH, Blake.....	2022
RAMSEY, Jack.....	1953-55
RANCONT, Pete.....	1970-71
RANDAZZA, Greg.....	1978
RASBERRY, Jonathan.....	2006
RAY, Bradley.....	2008-09
RAY, Sean.....	2008-11
REA, Steve.....	1973-76
REGISTER, Steven.....	2003-04
REID.....	1952
REIF, Derek.....	1997-99
RENFROE, Steve.....	1977-80
RENNER, Scott.....	1987-88-89, '91
RENTZ, Dalton.....	2015
REYNOLDS, Jackson.....	2020
RHODES, Bob.....	1979
RICH, Dominic.....	1998-00
RICKS, Russell.....	1982-83
ROBERSON, Billy Ray.....	1953, '56-57
ROBERT, Daniel.....	2014-17
ROBERTS, Quineth.....	1958
ROBINSON, Keith.....	1985
ROBINSON, Robbie.....	1959
ROBISON, Vince.....	1951
RODENHIZER, Sam.....	1972-74
RODRIGUEZ, Octavio.....	2016
ROGAN, Tom.....	1977
ROGERS.....	1952
ROJAS, Mike.....	2017-18
ROLLIN, Danny.....	1977
RONEY, Reid.....	1981
RONEY, Scott.....	1978-80
ROSENWALD, Matt.....	2005
ROSS, David.....	1996-97
ROSSI, Phil.....	2010
ROWELL, Tim.....	1978-79
RUCH, Dallan.....	1994-96
RUCKER, Jack.....	1949, '51
RUCKER, Rock.....	2013
RUSH, Chuck.....	1971-73
RUSHING, Rondey.....	1977-80
RUSSELL, Erskine.....	1949
RUSSELL, Hamp.....	1971
RYERSON, Jim.....	1986-87

• S-S-S •

SAIA, Paul.....	1975
SAIN, Derek.....	2003-06
SANDERS, Frank.....	1994
SANDERS, Joseph.....	2007-09
SARMIENTO, Steve.....	1985

SAUCEDA, Marc.....	1981-82
SAVAGE, Morris.....	1957-59
SAVAGE, Patrick.....	2010-13
SAYERS, Mark.....	1984-86
SCHADE, Scott.....	2001-02
SCHARDT, Mitch.....	1995
SCHEFFLER, Matt.....	2019-20
SCHILLECI, Blake.....	2018-19
SCHOENING, Brent.....	1997-99
SCHORR, Ben.....	2022
SCHREMSHER, Bob.....	1962
SCHROLL, Greg.....	1979
SCHUERHOLZ, Jonathan.....	2000-02
SCHULTZ, Matt.....	2013
SEAMAN, Richard.....	1962-63
SELF, Mitchell.....	2010-13
SENN, Brian.....	1991-92
SENN, Chris.....	1983-84
SHACKELFORD, Duke.....	1964
SHAFFER, John.....	1968-69
SHAFFER, J.J.....	2014-17
SHALOUB, Rob.....	1988
SHANKS, Cliff.....	1993
SHAREK, Vic.....	1973-74
SHARPE, Monty.....	1964-65
SHEEHAN, Tommy.....	2022
SHELL, Alton.....	1955-56
SHENKER, John Samuel.....	2020-21
SHEPHERD, Scott.....	1991
SHERIDAN, Tim.....	1991
SHIFFLET, Mark.....	1978-81
SHIRLEY, Craig.....	2013
SHIRLEY, Jim.....	1958-61
SHOOP, Lynn.....	2001
SHORE, Jared.....	2004-05
SHORR, Adam.....	1989
SHORT, Connor.....	2014
SHUGART, Kim.....	1972-74
SHUMAN, Bennett.....	1971-73
SHUMAN, Scott.....	2007-09
SIMMONS, George.....	1967-68
SIMMONS, Johnny.....	1972
SIMPSON, Creede.....	2010-12
SIWA, Joe.....	1987, '89
SIWA, Ron.....	1986
SKINNER, Andrew.....	2001-02
SKINNER, Eric.....	2007-08
SKINNER, Kent.....	1976
SKIPPER, Carson.....	2019-22
SLATER, Andrew.....	1999-00
SLOCUM, Jake.....	2005
SMITH, Charlie.....	1984-87
SMITH, Dylan.....	2013-15
SMITH, Gary.....	1981-82, 84
SMITH, Jarred.....	2012
SMITH, Mark.....	1990
SMITH, Ross.....	2007
SMITH, Russell.....	1981-83
SMITH, Slade.....	2010-12
SMITH, Tommy.....	1967
SMITH, Tracy.....	1991
SNOW, Ernie.....	1950, '52-53
SNOW, Henry.....	1951
SOKOL, Jack.....	2021
SORRELL, Robert.....	1979-82
SPRAGUE, Ben.....	2004-05
SPRINKLE, Daniel.....	2016-17
SPEIGNER, Brent.....	2000
SPEIGNER, Levale.....	2000-03
SPIVEY, Ben.....	1976-77
SPRUILL, Dustin.....	2007
STACEY, Adam.....	2005
STANLEY, Ryan.....	2006-07
STAPLETON, Josh.....	2006

STAUB, Eddie.....	1974, '76
STERLING, Joe.....	1949-50
STRAITON, Johnny.....	1966-68
STRICKLAND, Bill.....	1974
STRINGER, Philip.....	2005-07
STURKIE, Henry.....	1955
SULLIVAN, Adam.....	1996-97
SULLIVAN, David.....	1974-77
SULLIVAN, Josh.....	2004-05
SULLIVAN, Scott.....	1991-93
SUNSERI, Dean.....	1983
SUSCE, Paul.....	1953-56
SWAIM, Mike.....	1981-82
SVETLAY, Vic.....	1961-63
SWIDERSKI, Jim.....	1978, '80
SWILLING, Carson.....	2021-22
SWORDSMA, Gordon.....	1955-56

• T-T-T •

TACKETT, Hunter.....	2015
TATE, Stuart.....	1983-84
TAYLOR, Danny.....	1974-75
TELLA, Ryan.....	2012-14
THOMAS, Clete.....	2003-05
THOMAS, Donnie.....	1983-84
THOMAS, Frank.....	1987-89
THOMAS, Seb.....	2020-21
THOMAS, Will.....	2005
THOMPSON, Johnny.....	2006-07
THOMPSON, Keegan.....	2014-15, '17
THOMPSON, Taylor.....	2007-09
THOMPSON, Will.....	2015
THORNLEY, Tim.....	1977
TIDWELL, Travis.....	1949
TIDWELL, Ray.....	1969-70
TILLERY, Scott.....	1983-86
TISDALE, John.....	1950
TODD, Jonah.....	2017
TODD, Josh.....	2002
TOKASEY, Matthew.....	1978
TOMEY, Mickey.....	1989-92
TOMSCHA, Damek.....	2013-14
SIWA, Joe.....	1976-77
TUBBS, Howell.....	1953-56
TUBERVILLE, Bill.....	1963, '65
TUCKER, Bill.....	1950
TUCKER, Ken.....	1961
TURNER, Austin.....	2020
TUTT, Johnny.....	1980-81
TYLER, John.....	1999-2000, '02

• V-V-V •

VAN YPEREN, Jack.....	1971-73
VARNADORE, Derek.....	2011-12
VEAL, Brannen.....	1991-92
VEAL, Inman.....	1952
VENTER, Brendan.....	2018
VINES, Doug.....	2002
VINES, Tim.....	1986
VISINTAINER, Pat.....	1983-84

• W-W-W •

WACKER, Cullen.....	2011-13
WADE, Garrett.....	2019-20, '22
WADE, Jay.....	2011-14
WAGGONER, Jay.....	1992-95
WALKER, Brian.....	1993
WALKER, Russ.....	1968-70
WALL, Hindman.....	1956
WALLEN, Ethan.....	2011-12
WALLER, Matt.....	1972-75

WALLEY, Jim.....	1951-53
WALLACE, Rodney.....	1967-69
WALSH, Buz.....	1975
WANDALL, Chad.....	1996-97, '99
WARD, Bill.....	1955
WARD, Judd.....	2018-21
WARE, Bryson.....	2021-22
WARNER, Devin.....	2019
WARREN, Rob.....	1993
WARREN, Wick.....	1968-69
WATSON, Ryan.....	2017-20
WATTS, Tommy.....	1957-58
WEBB, Bert.....	1960
WEBB, Dick.....	1949-51
WEEKS, Mark.....	1995-96
WEINGARTEN, Dan.....	1977-80
WELLS, Ralph.....	1965-66
WEST, Bill.....	1981
WEST, Kris.....	2008-09
WESTBROOK, Sam.....	1934
WHEELER, George.....	1972
WHIGHAM, Byrd.....	1954-55
WHITE, Bruce.....	1959
WHITE, Ethan.....	1987-88
WHITE, Gayden.....	1961-63
WHITE, Lee.....	2005
WHITESELL, Jack.....	1986
WHITSETT, Ed.....	1949
WHITTAKER, Mack.....	1959-61
WHITTENBURG, Russell.....	1993-96
WIEHE, Raymond.....	1983
WIGGINS, Peter.....	2006
WILCOXSON, William.....	1934
WILKS, Darryl.....	1980, '82
WILLIAMS, Horace.....	1957, '59
WILLIAMS, Steven.....	2018-21
WILLIAMS, Tim.....	1977-78
WILLIAMSON, Chase.....	2012-13
WILLIAMSON, J.T.....	2004
WILSON, Darryl.....	1964
WILSON, Rock.....	1984-87
WILSON, Stuart.....	1976
WIMBERLY, Mark.....	1976-77
WINGARD, Lee.....	1954-55
WINGENTER, Trey.....	2013-15
WOLEY, Rankin.....	2019-21
WOMACK, Dennis.....	1968-69
WOOD, Eric.....	1998
WOOD, Richard.....	1957
WOODALL, Bryan.....	2006-08
WOODS, Joe.....	1959-60
WOODWARD, Finley.....	1995-97
WOOTTON, Patrick.....	1997
WRIGHT, Brett.....	2018
WYANDT, Jake.....	2022
WYATT, David.....	1980

• Y-Y-Y •

YARBROUGH, Izaac.....	2015-16
YERBY, Ward.....	1982-83
YOUNG, Guy.....	1954-56
YOUNGBLOOD, Tommy.....	1987-90

• Z-Z-Z •

ZANTHOS, Joseph.....	1998-99
ZARBNISKY, Daryl.....	1984