



2017-18 AUBURN
MEN'S BASKETBALL
FACT BOOK





2017-18 AUBURN BASKETBALL
TABLE OF CONTENTS

2017-18 SEASON

2017-18 Rosters 4
 2017-18 TV/Radio Chart 5
 2017-18 Schedule 6
 2017-18 Player Profiles 7-33
 Head Coach Bruce Pearl 34-46
 Coaching Staff 47-50
 Support Staff 51

2016-17 SEASON IN REVIEW

2016-17 Season In Review 52-62
 2016-17 Game Recaps 63-73
 2016-17 SEC In Review 74-76

HISTORY & RECORDS

Individual Records 77-78
 Team Records 78-79
 Single Game Scoring & Rebounding Records 80
 Beard-Eaves-Memorial Coliseum Records 81
 Auburn Arena Records 82
 Career Leaders 83-84
 Single-Season Leaders 85-88
 Winning Streaks 88
 Year-By-Year Leaders 89-92
 1,000-Point Scorers 93-97
 Year-By-Year Team Stats 98-100
 Single-Game Superlatives 101
 Big Wins/Big Losses 101
 Beard-Eaves-Memorial Coliseum Attendance 102
 Auburn Arena Attendance 103
 Year-By-Year Scores 104-117
 100-Point Games 118
 Overtime Games 119
 All-Time Listing in Associated Press Poll 120-121
 Auburn In The Top 25 122-123
 Auburn vs. the Top 25 124-125
 Auburn vs. Top 25 by Date 126-127
 Series Records vs. All Opponents 128
 Series Scores 129-142
 Games By Location 143-154
 Record vs. All Conferences 155-156
 Year-By-Year Records 157-158
 Coaching Records 158
 Tournament Participation 159-161
 SEC Tournament 162-163
 Southern Conference Tournament 163
 NCAA Tournament 164-174
 National Invitational Tournament 175-178
 All-Time Lineups 179-182
 All-Time Letterwinners 182-185
 All-Time Numerical Roster 186-187
 All-Time Lettermen by Hometown 188-191
 Auburn on TV 192-194
 SEC Champions 195
 SEC All-Time Records 196
 All-Americans/Retired Jerseys 197-198
 All-SEC 199
 Auburn in the NBA / NBA Draft 200
 Auburn in the NBA - Career Stats 201-205
 Auburn Honors & Awards 206-215

CREDITS

The 2016-17 Auburn Basketball Fact Book is produced by the Auburn Athletics Department, Jay Jacobs, Director. Edited by Scott Scroggins with editorial assistance from Cody Voga, Matt Penland and Chuck Gallina. Page design, layout and typesetting by Chuck Gallina, Matt Penland, Scott Scroggins and Cody Voga.

2017-18 AUBURN BASKETBALL QUICK FACTS

GENERAL INFORMATION

School Auburn University
 Location Auburn, Ala.
 Founded Oct. 1, 1856
 Enrollment 25,469
 Nickname Tigers
 Colors Burnt Orange and Navy Blue
 Home Court (Capacity) Auburn Arena (9,121)
 Affiliation NCAA Division I
 Conference Southeastern
 President Dr. Steven Leath (Auburn '79)
 Athletics Director Jay Jacobs (Auburn '85)
 Athletics Website www.auburntigers.com

TEAM INFORMATION

2016-17 Overall Record 18-14 (.562)
 SEC Record 7-11 (.389)
 Regular Season Finish 11th
 2017 SEC Tournament 0-1 (first round)
 Postseason none
 Home Record 10-5 (.667)
 Away Record 6-6 (.500)
 Neutral Record 2-3 (.400)
 Letterwinners Returning/Lost 9/3
 Starters Returning/Lost 5/0
 Newcomers 4

BASKETBALL HISTORY

First Year of Basketball 1905-06
 All-Time Record (Years) 1296-1172-1 (112th)
 All-Time SEC Record (Years) 586-730 (85th)
 SEC Championships (Last) 2 (1999)
 SEC Tournament Championships 1 (1985)
 SEC Tournament Record 30-54
 NCAA Tournament Appearances (Last) 8 (2003)
 NCAA Tournament Record 12-8
 NIT Appearances (Last) 6 (2009)
 NIT Record 4-6
 All-Americans 13
 National Coach of the Year winners 1
 All-SEC Selections 88

RADIO STATION/AUBURN SPORTS NETWORK

Radio Station WGGZ-FM (94.3)
 Play-by-Play Rod Bramblett
 Bramblett Email Rod.Bramblett@foxsports.net
 Bramblett Office Phone 334-844-4750
 Network Address Auburn Athletic Complex
 PO Box 351
 Auburn, AL 36831-0351

MEDIA RELATIONS

Associate AD/Communications Kirk Sampson
 Assistant Director/Interim MBB Contact Cody Voga
 E-Mail voga@auburn.edu
 Office Phone 334-750-9023
 Media Relations Assistant Scott Scroggins
 E-Mail scrogse@auburn.edu
 Administrative Assistant Kathy Harker
 E-Mail harkeka@auburn.edu
 Photographer Wade Rackley
 Cell Phone 334-750-6907
 E-Mail wwr0004@auburn.edu
 Videographer John Mitchell
 Cell Phone 334-707-7703
 E-Mail john.mitchell@auburn.edu
 Media Relations Phone 334-844-9800
 Media Relations Fax 334-844-9807
 Mailing Address P.O. Box 351, Auburn, AL 36831
 Overnight Address Athletics Complex
 392 S. Donahue Dr., Auburn, AL 36849



NUMERICAL ROSTER

No.	Name	Pos.	Ht.	Wt.	Cl.	Exp.	Hometown	Previous School
0	Horace Spencer	F	6-8	225	Jr.	2L	Philadelphia, PA	Findlay Prep, NV
1	Jared Harper	G	5-10	170	So.	1L	Mableton, GA	Pebblebrook
2	Bryce Brown	G	6-3	198	Jr.	2L	Stone Mountain, GA	Tucker
3	Danjel Purifoy	F	6-7	230	So.	1L	Centreville, AL	Hargrave Military Acad., VA
4	Chuma Okeke	F	6-8	230	Fr.	HS	Atlanta, GA	Westlake
5	Mustapha Heron	G	6-5	218	So.	1L	Waterbury, CT	Sacred Heart
10	Davion Mitchell	G	6-1	200	Fr.	HS	Hinesville, GA	Liberty County
12	Devontae Williams	G	6-4	215	So.	HS	Opp, AL	Opp
13	Desean Murray	F	6-3	225	Jr.	TR	Stanley, NC	Presbyterian College
14	Malik Dunbar	G-F	6-6	230	Jr.	TR	North Augusta, SC	College of Central Florida
20	Samir Doughty*	G	6-4	187	So.	TR	Philadelphia, PA	VCU
21	Patrick Keim	G	6-0	186	Sr.	3L	Birmingham, AL	Mountain Brook
22	Will Macoy	G	6-4	190	So.	1L	Birmingham, AL	Vestavia Hills
24	Anfernee McLemore	F	6-7	220	So.	1L	Warwick, GA	Worth County
25	Brett Easterling	G	6-1	165	Fr.	HS	Tallahassee, FL	Lawton Chiles
41	Cole Blackstock	F	6-9	260	Jr.	2L	Killen, AL	Brooks
50	Austin Wiley	C	6-11	260	So.	1L	Hoover, AL	Calusa Prep
54	Thomas Collier	F	6-9	215	So.	HS	Birmingham, AL	Briarwood Christian

*will redshirt in 2017-18 after transferring with 2 years eligibility remaining

ALPHABETICAL ROSTER

No.	Name	Pos.	Ht.	Wt.	Cl.	Exp.	Hometown	Previous School
41	Cole Blackstock	F	6-9	253	Jr.	2L	Killen, AL	Brooks
2	Bryce Brown	G	6-3	198	Jr.	2L	Stone Mountain, GA	Tucker
54	Thomas Collier	F	6-9	215	So.	HS	Birmingham, AL	Briarwood Christian
20	Samir Doughty*	G	6-4	187	So.	TR	Philadelphia, PA	VCU
14	Malik Dunbar	G-F	6-6	230	Jr.	TR	North Augusta, SC	College of Central Florida
25	Brett Easterling	G	6-1	165	Fr.	HS	Tallahassee, FL	Lawton Chiles
1	Jared Harper	G	5-10	170	So.	1L	Mableton, GA	Pebblebrook
5	Mustapha Heron	G	6-5	218	So.	1L	Waterbury, CT	Sacred Heart
21	Patrick Keim	G	6-0	186	Sr.	3L	Birmingham, AL	Mountain Brook
22	Will Macoy	G	6-4	190	So.	1L	Birmingham, AL	Vestavia Hills
24	Anfernee McLemore	F	6-7	220	So.	1L	Warwick, GA	Worth County
10	Davion Mitchell	G	6-1	200	Fr.	HS	Hinesville, GA	Liberty County
13	Desean Murray	F	6-3	225	Jr.	TR	Stanley, NC	Presbyterian College
4	Chuma Okeke	F	6-8	230	Fr.	HS	Atlanta, GA	Westlake
3	Danjel Purifoy	F	6-7	230	So.	1L	Centreville, AL	Hargrave Military Acad., VA
0	Horace Spencer	F	6-8	225	Jr.	2L	Philadelphia, PA	Findlay Prep, NV
50	Austin Wiley	C	6-11	260	So.	1L	Hoover, AL	Calusa Prep
12	Devontae Williams	G	6-4	215	So.	HS	Opp, AL	Opp

* will redshirt in 2017-18 after transferring with 2 years eligibility remaining

Head Coach: Bruce Pearl (Boston College '82)

Assistant Coach: Harris Adler (Philadelphia College of Pharmacy & Science '98)

Assistant Coach: Steven Pearl (Tennessee '10)

Dir. of Basketball Operations: Chad Prewett (Troy State '94)

Special Asst. to the Head Coach: Jordan VerHulst (Grand Valley State '08)

Athletic Trainer: Clark Pearson (Kentucky '95)

Strength & Conditioning Coach: Damon Davis (Western Illinois '03)

Video Coordinator: Frankie Sullivan (Auburn '11)

PRONUNCIATION CHART

Samir Doughty.....	SAH - meer DOW - tee
Malik Dunbar.....	Muh - leek
Mustapha Heron	Muh - stah - puh Hair - un
Patrick Keim.....	KIME
Anfernee McLemore...	Ann - fur - knee
Davion Mitchell.....	Day - vee - on
DeSean Murray	Duh - shawn
Danjel Purifoy	DAN - jell PURE - a - foy
Horace Spencer	Hor - us



0 Horace Spencer
 Jr. • Forward
 6-8 • 225
 Philadelphia, PA
 (Findlay Prep, NV)



1 Jared Harper
 So. • Guard
 5-10 • 170
 Mableton, GA
 (Pebblebrook)



2 Bryce Brown
 Jr. • Guard
 6-3 • 198
 Stone Mountain, GA
 (Tucker)



3 Danjel Purifoy
 So. • Forward
 6-7 • 230
 Centreville, AL
 (Hargrave Military Acad.)



4 Chuma Okeke
 Fr. • Forward
 6-8 • 230
 Atlanta, GA
 (Westlake)



5 Mustapha Heron
 So. • Guard
 6-5 • 218
 Waterbury, CT
 (Sacred Heart)



10 Davion Mitchell
 Fr. • Guard
 6-1 • 200
 Hinesville, GA
 (Liberty County)



12 Devontae Williams
 So. • Guard
 6-4 • 215
 Opp, AL
 (Opp)



13 Desean Murray
 Jr. • Forward
 6-3 • 225
 Stanley, NC
 (Presbyterian)



14 Malik Dunbar
 Jr. • Guard/Forward
 6-6 • 230
 North Augusta, GA
 (Col. of Central Florida)



20 Samir Doughty
 So. • Guard
 6-4 • 187
 Philadelphia, PA
 (VCU)



21 Patrick Keim
 Sr. • Guard
 6-0 • 186
 Birmingham, AL
 (Mountain Brook)



22 Will Macoy
 So. • Guard
 6-4 • 190
 Birmingham, AL
 (Vestavia Hills)



24 Anfernee McLemore
 So. • Forward
 6-7 • 220
 Warwick, GA
 (Worth County)



25 Brett Easterling
 Fr. • Guard
 6-1 • 165
 Tallahassee, FL
 (Lawton Chiles)



41 Cole Blackstock
 So. • Forward
 6-9 • 260
 Killen, AL
 (Brooks)



50 Austin Wiley
 So. • Center
 6-11 • 260
 Hoover, AL
 (Spain Park)



54 Thomas Collier
 So. • Forward
 6-9 • 215
 Birmingham, AL
 (Briarwood Christian)



Bruce Pearl
 Head Coach



Harris Adler
 Assistant Coach



Steven Pearl
 Assistant Coach



Chad Prewett
 Dir. of Basketball Ops



Frankie Sullivan
 Video Coordinator



Jordan VerHulst
 Special Assistant



Clark Pearson
 Athletic Trainer



Damon Davis
 Strength &
 Conditioning Coach



Randy Roberts
 Chaplain



Mike Burgomaster
 Graduate Assistant



Matt Gatens
 Graduate Assistant



2017-18 Auburn Schedule

DATE	OPPONENT	SITE	TIME*
NOVEMBER			
2 (Thursday)	BARRY UNIVERSITY (exh.)	AUBURN ARENA	7 pm
10 (Friday)	NORFOLK STATE (SEC Network+)	AUBURN ARENA	7 pm
16 (Thursday)	(1) Indiana State (ESPNU)	Charleston, SC (TD Arena)	10:30 am
17 (Friday)	(1) Temple/Old Dominion (ESPN2/U)	Charleston, SC (TD Arena)	10 am/12:30 pm
19 (Sunday)	(1) Clemson/Dayton/Hofstra/Ohio (ESPN2/U)	Charleston, SC (TD Arena)	TBA
24 (Friday)	WINTHROP (SEC Network)	AUBURN ARENA	6 pm
29 (Wednesday)	(2) at Dayton (CBS Sports)	Dayton, OH (UD Arena)	6 pm
DECEMBER			
3 (Sunday)	GEORGE MASON (SEC Network+)	AUBURN ARENA	2 pm
6 (Wednesday)	GARDNER-WEBB (SEC Network+)	AUBURN ARENA	7 pm
9 (Saturday)	UAB (SEC Network)	AUBURN ARENA	3:30 pm
16 (Saturday)	(3) Middle Tennessee (SEC Network)	Birmingham, AL (Legacy Arena)	5 pm
19 (Tuesday)	at Murray State	Murray, KY (CFSB Center)	7 pm
23 (Saturday)	UCONN (ESPN2)	AUBURN ARENA	1:30 pm
30 (Saturday)	CORNELL (SEC Network)	AUBURN ARENA	TBA
JANUARY			
2 (Tuesday)	at Tennessee (ESPNU)	Knoxville, TN (Thompson-Boling Arena)	6 pm
6 (Saturday)	ARKANSAS (ESPNU)	AUBURN ARENA	5 pm
9 (Tuesday)	OLE MISS (ESPNU)	AUBURN ARENA	8 pm
13 (Saturday)	at Mississippi State (SEC Network)	Starkville, MS (Humphrey Coliseum)	2:30 pm
17 (Wednesday)	at Alabama (SEC Network)	Tuscaloosa, AL (Coleman Coliseum)	6 pm
20 (Saturday)	GEORGIA (SEC Network)	AUBURN ARENA	5 pm
24 (Wednesday)	at Missouri (SEC Network)	Columbia, MO (Mizzou Arena)	8 pm
27 (Saturday)	LSU (SEC Network)	AUBURN ARENA	5 pm
30 (Tuesday)	at Ole Miss (SEC Network)	Oxford, MS (Pavilion at Ole Miss)	8 pm
FEBRUARY			
3 (Saturday)	VANDERBILT (SEC Network)	AUBURN ARENA	7:30 pm
7 (Wednesday)	TEXAS A&M (ESPN2)	AUBURN ARENA	8 pm
10 (Saturday)	at Georgia (SEC Network)	Athens, GA (Stegeman Coliseum)	2:30 pm
14 (Wednesday)	KENTUCKY (ESPN2)	AUBURN ARENA	8 pm
17 (Saturday)	at South Carolina (SEC Network)	Columbia, SC (Colonial Life Arena)	2:30 pm
21 (Wednesday)	ALABAMA (SEC Network)	AUBURN ARENA	7:30 pm
24 (Saturday)	at Florida (SEC Network)	Gainesville, FL (Exactech Arena)	7:30 pm
27 (Tuesday)	at Arkansas (SEC Network)	Fayetteville, AR (Bud Walton Arena)	8 pm
MARCH			
3 (Saturday)	SOUTH CAROLINA (SEC Network)	AUBURN ARENA	2:30 pm
7-11 (Wednesday-Sunday)	(4) SEC Tournament (SEC Network/ESPN)	St. Louis, MO (Scottrade Center)	TBA
(1) Charleston Classic (Charleston, SC)			
(2) Charleston Classic non-bracketed game (Dayton, OH)			
(3) Birmingham, AL (Legacy Arena)			
(4) St. Louis, MO (Scottrade Center)			
* All Times are Central Standard			
NCAA First Four			
March 13 & 14	Dayton, OH (UD Arena)		
NCAA 1st/2nd Rounds			
March 15 & 17	Pittsburgh, PA (PPG Paints Arena) Wichita, KS (Intrust Bank Arena) Dallas, TX (American Airlines Center) Boise, ID (Taco Bell Arena)	March 16 & 18	Charlotte, NC (Spectrum Center) Detroit, MI (Little Caesars Arena) Nashville, TN (Bridgestone Arena) San Diego, CA (Viejas Arena)
NCAA Regionals			
March 22 & 24	South: Atlanta, GA (Philips Arena) West: Los Angeles, CA (STAPLES Center)	March 23 & 25	East: Boston, MA (TD Garden) Midwest: Omaha, NE (CenturyLink Center)
NCAA Final Four			
March 31 & April 2	San Antonio, TX (Alamodome)		



41 Cole Blackstock
 6-9 • 253
 Junior • Forward
 Killen, Ala.
 (Brooks)

August 2017 Italy Tour: Averaged 0.8 points and 1.0 rebound in four games in the four-game Italy Tour ... shot 50 percent from the field ... 3 points and 1 rebounds vs. Veneto Select ... 1 rebound each vs. BC Silute of Lithuania, Italy All-Stars and Stella Azzurra.

2016-17 (Sophomore): Played in three games totaling four minutes ... averaged 0.7 rebounds ... had a career-high two rebounds in three minutes vs. Coastal Carolina ... selected to the SEC Winter Academic Honor Roll ... scout team member.

2015-16 (Freshman): Averaged 1.0 point playing in five games ... made his only field goal attempt of the season and was a perfect 3-of-3 from the foul line ... 3 points on a conventional 3-point play in two minutes vs. Vanderbilt ... scored the first points of his career by hitting 2 free throws in 3 minutes played against Northwestern State ... had a rebound in 3 minutes vs. Brevard College in exhibition ... Walked-on prior to the season ... scout team member ...

2015-16 Blackstock Game-by-Game

Opponent	Min	FG-A	Pct.	3FG-A	Pct.	FT-A	Pct.	O-D	T	PF	A	T	BLK	ST	PTS
UAB															
Colorado															
Georgia Southern															
Northwestern St.	3	0-0	.000	0-0	.000	2-2	1.000	0-0-0	1	0	0	0	0	0	2
at Coastal Carolina															
(1) at Middle Tenn.															
Mercer															
at Xavier															
(2) vs. New Mexico															
(2) vs. Harvard															
(2) at Hawaii															
Tennessee															
South Carolina															
at Missouri															
at Vanderbilt															
Kentucky															
Alabama															
at Florida															
at Ole Miss															
Oklahoma St.															
LSU															
at Georgia															
at Tennessee															
Vanderbilt	2	1-1	1.000	0-0	.000	1-1	1.000	0-0-0	0	0	0	0	0	0	3
at Arkansas															
Ole Miss															
Georgia															
at Alabama															
Texas A&M	1	0-0	.000	0-0	.000	0-0	.000	0-0-0	0	0	0	0	0	0	0
at Mississippi St.	1	0-0	.000	0-0	.000	0-0	.000	0-0-0	0	0	0	0	0	0	0
(3) Tennessee	2	0-0	.000	0-0	.000	0-0	.000	0-0-0	1	0	0	0	0	0	0
TOTALS	9	1-1	1.000	0-0	.000	3-3	1.000	0-0-0	2	0	0	0	0	0	5

+ Games Started (0 of 5)
 (1) Bridgestone Arena (Nashville, TN); (2) Diamond Head Classic (Honolulu, HI); (3) SEC Tournament (Nashville, TN, Bridgestone Arena)

Blackstock Career Highs

Points	3 vs. Vanderbilt (2-13-16)	Free Throws	2 vs. Northwestern State (11-27-15)
Rebounds	2 vs. Coastal Carolina (12-15-16)	Free Throws Attempted	2 vs. Northwestern State (11-27-15)
Field Goals	1 vs. Vanderbilt (2-13-16)	Assists	--
Field Goal Attempts	1 vs. Vanderbilt (2-13-16)	Steals	--
3-Point Field Goals	--	Blocked Shots	--
3-Point Attempts	--	Minutes Played	3 v. Coastal (12-15-16); NW St. (11-27-15)

named to the SEC First-Year Academic Honor Roll.

HIGH SCHOOL AND PERSONAL DATA: Four-year letterman in basketball ... averaged 17 points, and 8 rebounds per game as a senior at Brooks High School under coach Brian Wright ... played four games as a junior before season-ending injury ... averaged 8 points and 4.5 rebounds per game as a sophomore ... full name is Cole Edward Blackstock ... son of Eric Blackstock and Kristi Blackstock ... studying in Ginn College of Engineering.

2016-17 Blackstock Game-by-Game

Opponent	Min	FG-A	Pct.	3FG-A	Pct.	FT-A	Pct.	O-D	T	PF	A	T	BLK	ST	PTS
North Florida															
(1) Georgia State															
(1) E. Kentucky															
(2) Texas Tech															
(2) Purdue (#23)															
USC Upstate															
at UAB															
(3) Boston College															
Coastal Carolina	3	0-0	.000	0-0	.000	0-0	.000	0-2-2	2	0	0	0	0	0	0
Mercer															
(4) Oklahoma															
(5) at UConn															
Georgia															
at Vanderbilt															
Ole Miss															
at Missouri															
at Kentucky (#6)															
LSU															
Alabama	0+	0-0	.000	0-0	.000	0-0	.000	0-0-0	0	0	0	0	0	0	0
at S. Carolina (#23)															
(6) TCU															
Tennessee															
at Alabama															
Mississippi State															
at Ole Miss															
Florida (#13)															
at Texas A&M															
at LSU	1	0-0	.000	0-0	.000	0-0	.000	0-0-0	0	0	0	0	0	0	0
Arkansas															
at Georgia															
at Missouri															
(7) Missouri															
TOTALS	4	0-0	.000	0-0	.000	0-0	.000	0-2-2	0	0	0	0	0	0	0

+ Games Started (0 of 3)
 (1) Cancun Challenge (Auburn, AL); (2) Cancun Challenge (Cancun, MX); (3) Under Armour Reunion (New York, NY, Madison Square Garden); (4) Hall of Fame's Birthday of Basketball (Uncasville, CT, Mohegan Sun); (5) Hartford, CT (XL Center); (6) SEC/Big 12 Challenge; (7) SEC Tournament (Nashville, TN, Bridgestone Arena)

BLACKSTOCK'S STATISTICS

Year	GP-GS	Min-Avg	FG-FGA	Pct	3FG-A	Pct	FT-FTA	Pct	Off-Def-Tot--Avg	PF-FO	Ast	TO	Blk	Stl	Pts	Avg
2015-16	5-0	9-1.8	1-1	1.000	0-0	.000	3-3	1.000	0-0-0--0.0	2-0	0	0	0	0	5	1.0
2016-17	3-0	4-1.3	0-0	.000	0-0	.000	0-0	.000	0-2-2--0.7	2-0	0	0	0	0	0	0.0
TOTAL	8-0	13-1.6	1-1	1.000	0-0	.000	3-3	1.000	0-2-2--0.7	2-0	0	0	0	0	5	0.6



2 Bryce Brown

6-3 • 198

Junior • Guard

Stone Mountain, Ga.

(Tucker)



August 2017 Italy Tour: Averaged a team-best 18.3 points, 2.8 rebounds, 2.5 steals and 1.0 assist in the four-game Italy Tour ... shot 50 percent from the field, 47.2 percent (17-of-36) from 3-point range and 75 percent from the foul line ... game-high 21 points on 4-of-11 3-pointers and four steals vs. Veneto Select ... game-high 20 points on 6-of-10 3-pointers vs. BC Silute of Lithuania ... 20 points on 5-of-9 treys with six rebounds and five steals vs. Italy All-Stars... 12 points, 5 rebounds vs. Stella Azzurra.

2016-17 (Sophomore): Averaged 7.5 points, 2.0 rebounds, 1.3 assists and 1.0 steal in 21.1 minutes per game ... played in 28 games, starting 13 ... shot 36.0 percent from the floor, 40.0 percent from 3-point range and 66.7 percent from the foul line ... ranked second in the SEC shooting 40.0 percent from 3-point range and tied for seventh with 2.0 made 3s per game ... scored 19 points on 5-of-10 3-pointers in the season opener vs. North Florida ... went 8-of-41 (.195) from 3-point range over the next 10 games before ... 6 points in 7-game slump ended by scoring 13 points on 4-of-8 3-pointers at Missouri on Jan. 10, finishing the season shooting 48.3 percent (43-of-89) from behind the arc ... 18 points (4-of-5 3s) and 5 rebounds vs. Mississippi State ... 15 points (5-of-8 3s) in 19 minutes at LSU ... 15 points (5-of-7 3s) at Georgia ... 13 points (4-of-6 3s) vs. Missouri in the SEC Tournament.

2015-16 (Freshman): Averaged 10.1 points, 1.8 rebounds and 0.7 assists in 24.7 minutes per game ... played in 30 games, starting 11 ... shot 33.9 percent from the floor, 37.0 percent from 3-point range and 82.6 percent from the foul line ... set an Auburn freshman record with 78 made 3-pointers and tied for seventh on Auburn's single-season 3-pointers made list ... ranked fourth in the SEC with 2.6 made 3-pointers per game ... first Auburn freshman to average in double figures since Rasheem Barrett in 2005-06, 10 years prior ... scored a career-high 27 points on 9-14 3-pointers in the win at Arkansas ... his nine made 3-pointers were one off the Auburn record set by Lance Weems in 1996 ... back-to-back

20 point games at Hawai'i on 6-12 3-pointers and in the win vs. Tennessee on 5-9 3s in the SEC opener ... 18 points (6-13 3s), 5 rebounds and 2 assists vs. LSU ... 18 points (4-of-8 3s) at Tennessee ... 15 points (4-8 3s), 2 steals in 18 minutes vs. Northwestern State ... 13 points (3-7 3s), 2 rebounds vs. Harvard in the Diamond Head Classic ... 9 points (2-4 3s) at Florida ... 12 points (2-5 3s, 6-8 fts), career-high 6 rebounds in the win vs. Georgia ... 11 points (3-8 3s) at Missouri ... 11 points (3-4 3s) in 6 minutes vs. Georgia Southern ... an outstanding shooter with deep range ... very good defender ... very athletic ... great body and size for a combination guard ... has a 42-inch vertical jump ... received the Sixth Man Award and the John Mengelt Free Throw Percentage Award (.826) at the year end Auburn Basketball Awards Banquet ... Academic Top Tiger.

Brown's Career Highs

Points 27 at Arkansas (2-17-16)	Free Throws 6, twice, last vs. Georgia (2-24-16)
Rebounds 6, 3 times, last vs. LSU (1-18-17)	Free Throws Attempted 8 vs. Georgia (2-24-16)
Field Goals 9 at Arkansas (2-17-16)	Assists 5 vs. #13 Florida (2-14-17)
Field Goal Attempts 18 at Arkansas (2-17-16)	Steals 3, 5 times, last vs. Miss. State (2-7-17)
3-Point Field Goals 9 at Arkansas (2-17-16)	Blocked Shots 2, twice, last vs. Boston College (12-12-16)
3-Point Attempts 14 at Arkansas (2-17-16)	Minutes Played 36, 2 times, last at Arkansas (2-17-16)

HIGH SCHOOL AND PERSONAL DATA: Averaged 25 points, 6 rebounds and 4 assists as a senior at Tucker High School under coach James Hartry ... averaged 18 points and five assists as a junior ... teammates with Auburn junior Tahj Shamsid-Deen at Columbia High School in Decatur, Ga., as a sophomore in 2012-13 ... went to Columbia High School as a sophomore and junior and went to back-to-back state championships ... impressed the Auburn coaching staff when he attended Coach Bruce Pearl's Elite Camp in 2014 ... full name is Bryce Wade Brown ... son of Cedric and Donna Brown ... father, Cedric, and brother, Blake, played football at Clark Atlanta ... studying in College of Liberal Arts ... signed national letter of intent on Nov. 14, 2014.

BROWN'S STATISTICS

Year	GP-GS	Min-Avg	FG-FGA	Pct	3FG-A	Pct	FT-FTA	Pct	Off-Def-Tot--Avg	PF-FO	Ast	TO	Blk	Stl	Pts	Avg
2015-16	30-11	742-24.7	93-274	.339	78-121	.370	38-46	.826	15-40-55--1.8	73-2	20	31	0	11	302	10.1
2016-17	28-13	592-21.1	68-189	.360	56-140	.400	18-27	.667	12-43-55--2.0	49-0	35	26	6	28	210	7.5
TOTAL	58-24	1334-23.0	161-463	.348	134-261	.513	56-73	.767	27-83-110--1.9	122-2	55	57	6	39	512	8.8



2015-16 Brown Game-by-Game

Opponent	Min	FG-A	Pct.	3FG-A	Pct.	FT-A	Pct.	O-D-T	PF	A TO	BLK	ST	PTS
UAB													
Colorado	7	1-3	.333	0-2	.000	0-1	.000	0-0-0	1	0	0	0	2
Georgia Southern	6	4-5	.800	3-4	.750	0-0	.000	0-1-1	2	0	0	0	11
Northwestern St.	18	5-9	.556	4-8	.500	1-2	.500	0-0-0	1	0	0	0	15
at Coastal Carolina	20	3-9	.333	3-9	.333	3-4	.750	0-2-2	3	2	1	0	12
(1) at Middle Tenn.	18	2-5	.400	1-3	.333	0-0	.000	1-1-2	1	0	1	0	5
Mercer	31	3-9	.333	2-7	.286	0-0	.000	2-2-4	2	0	0	0	8
at Xavier+	25	1-7	.143	0-4	.000	0-0	.000	0-0-0	0	0	1	0	2
(2) New Mexico	16	1-6	.167	1-5	.200	0-0	.000	1-0-1	1	2	2	0	3
(2) Harvard	22	5-11	.455	3-7	.429	0-0	.000	0-2-2	1	0	1	0	13
(2) at Hawaii+	36	7-13	.538	6-12	.500	0-0	.000	0-3-3	3	1	2	0	20
Tennessee+	24	6-10	.600	5-9	.556	3-4	.750	2-1-3	3	1	3	0	20
South Carolina+	34	3-10	.300	3-9	.333	2-2	1.000	2-3-5	5	1	0	0	2
at Missouri+	32	4-13	.308	3-8	.375	0-0	.000	0-3-3	3	0	2	0	11
at Vanderbilt	16	1-7	.143	0-6	.000	0-0	.000	0-1-1	2	2	0	0	2
Kentucky	29	2-7	.286	2-5	.400	0-0	.000	0-1-1	1	1	1	0	6
Alabama	23	1-8	.125	1-6	.167	0-0	.000	1-2-3	4	1	1	0	3
at Florida+	27	2-7	.286	2-4	.500	3-3	1.000	1-1-2	4	1	2	0	9
at Ole Miss+	25	2-7	.286	2-6	.333	0-0	.000	0-0-0	3	1	1	0	6
Oklahoma St.	23	1-8	.125	1-6	.167	3-4	.750	0-2-2	5	1	0	0	6
LSU	31	6-14	.429	6-13	.462	0-0	.000	2-3-5	2	2	1	0	18
at Georgia+	18	2-11	.182	2-10	.200	3-3	1.000	0-0-0	4	1	1	0	9
at Tennessee+	32	5-11	.455	4-8	.500	4-4	1.000	0-1-1	1	0	1	0	18
Vanderbilt	26	3-10	.300	2-6	.333	6-7	.857	0-2-2	2	2	0	0	14
at Arkansas+	36	9-18	.500	9-14	.643	0-0	.000	0-0-0	2	0	3	0	27
Ole Miss+	33	3-11	.273	3-9	.333	0-0	.000	0-2-2	4	0	1	0	9
Georgia	26	2-11	.182	2-5	.400	6-8	.750	2-4-6	2	0	0	0	12
at Alabama	35	5-9	.556	4-6	.667	0-0	.000	0-0-0	4	0	2	0	14
Texas A&M	25	2-10	.200	2-8	.250	0-0	.000	0-1-1	2	1	1	0	6
at Mississippi St.	24	1-6	.167	1-4	.250	0-0	.000	1-1-2	4	0	1	0	13
(3) Tennessee	24	1-9	.111	1-8	.125	4-4	1.000	0-1-1	1	0	2	0	7
TOTALS	742	93-274	.339	78-211	.370	38-46	.826	15-40-55	73	20	31	0	11 302

+ Games Started (11 of 30)
 (1) Bridgestone Arena (Nashville, TN); (2) Diamond Head Classic (Honolulu, HI); (3) SEC Tournament (Nashville, TN)

2016-17 Brown Game-by-Game

Opponent	Min	FG-A	Pct.	3FG-A	Pct.	FT-A	Pct.	O-D-T	PF	A TO	BLK	ST	PTS
North Florida+	25	6-11	.545	5-10	.500	2-2	1.000	0-2-2	1	1	2	0	19
(1) Georgia State+	19	2-7	.286	1-6	.167	1-2	.500	1-0-1	1	0	1	0	6
(1) E. Kentucky+	23	1-6	.167	0-2	.000	3-6	.500	1-5-6	2	3	0	0	5
(2) Texas Tech+	19	2-8	.250	2-6	.333	0-0	.000	0-0-0	0	0	1	0	6
(2) Purdue (#23)+	14	0-4	.000	0-3	.000	0-0	.000	0-0-0	1	0	1	0	0
USC Upstate+	21	3-12	.250	1-7	.143	0-1	.000	1-1-2	1	0	0	0	3
at UAB+	22	3-7	.429	1-4	.250	0-0	.000	0-0-0	2	1	1	2	7
(3) Boston College+	28	1-8	.125	1-5	.200	2-2	1.000	1-1-2	4	1	2	2	5
Coastal Carolina													
Mercer													
(4) Oklahoma													
(5) at UConn													
Georgia	3	0-2	.000	0-2	.000	0-0	.000	0-0-0	1	0	0	0	0
at Vanderbilt	12	1-3	.333	1-3	.333	0-0	.000	0-0-0	2	0	1	0	3
Ole Miss	17	1-4	.250	1-3	.333	0-0	.000	0-0-0	1	1	1	0	3
at Missouri	23	4-10	.400	4-8	.500	1-2	.500	0-2-2	2	2	0	1	13
at Kentucky (#6)	27	2-6	.333	2-4	.500	0-0	.000	0-3-3	3	1	1	0	6
LSU	23	2-9	.222	2-7	.286	2-2	1.000	3-3-6	2	1	2	0	8
Alabama	24	2-5	.400	2-4	.500	2-2	1.000	1-0-1	1	2	1	0	8
at S. Carolina (#23)	20	1-5	.200	0-3	.000	0-0	.000	1-1-2	2	1	1	0	2
(6) TCU	23	2-8	.250	0-3	.000	0-0	.000	0-0-0	0	1	0	0	3
Tennessee	26	1-6	.167	1-5	.200	0-0	.000	1-3-4	4	1	0	0	1
at Alabama	23	4-5	.800	4-5	.800	0-0	.000	0-0-0	3	3	0	0	12
Mississippi State	24	5-8	.625	4-5	.800	4-6	.667	0-5-5	3	2	0	0	18
at Ole Miss	20	3-7	.429	3-5	.600	0-0	.000	0-1-1	0	1	2	0	9
Florida (#13)	26	1-6	.167	1-4	.250	0-0	.000	2-3-5	3	5	1	0	3
at Texas A&M+	21	2-8	.250	2-8	.250	0-0	.000	0-0-0	0	2	1	0	6
at LSU+	19	5-9	.556	5-8	.625	0-0	.000	0-2-2	2	1	2	0	15
Arkansas+	29	2-5	.400	2-3	.667	0-0	.000	0-2-2	3	2	1	0	6
at Georgia+	23	5-7	.714	5-7	.714	0-0	.000	0-3-3	1	0	2	0	15
Missouri	15	3-6	.500	2-4	.500	0-0	.000	0-2-2	2	3	1	0	8
(7) Missouri+	23	4-7	.571	4-6	.667	1-2	.500	0-4-4	2	0	1	0	13
TOTALS	592	68-189	.360	56-140	.400	18-27	.667	12-43-55	49	35	26	6	28 210

+ Games Started (13 of 28)
 (1) Cancun Challenge (Auburn, AL); (2) Cancun Challenge (Cancun, MX); (3) Under Armour Reunion (New York, NY, Madison Square Garden); (4) Hall of Fame's Birthday of Basketball (Uncasville, CT, Mohegan Sun); (5) Hartford, CT (XL Center); (6) SEC/Big 12 Challenge; (7) SEC Tournament (Nashville, TN, Bridgestone Arena)



**54 Thomas Collier**

6-9 • 215

Sophomore • Forward

Birmingham, Ala.

(Briarwood Christian)

HIGH SCHOOL AND PERSONAL DATA: Averaged 15 points, 10 rebounds and two blocks per game during senior year ... was awarded MVP at conclusion of final campaign ... was a two-time state champion in tennis during sophomore and junior seasons ... National Honors Society member ... son of Forrest and Jean Anne Collier ... has two siblings, Forrest and Caroline ... enrolled in the College of Business.



20 Samir Doughty

6-4 • 187
 Sophomore • Guard
 Philadelphia, Pa.
 (VCU)

2017-18 (Sophomore): Will be redshirted at Auburn after transferring from VCU on June 27 ... will have two years of eligibility remaining beginning in the 2018-19 season ... brings experience, versatility and the ability to make his teammates better as a playmaker and slasher ... can play several positions on the floor.

August 2017 Italy Tour: Averaged 6.0 points, 3.7 rebounds, 3.3 steals and 2.0 assists in three games on the four-game Italy Tour ... shot 50 percent from the field, 75 percent (3-of-4) from 3-point range and 75 percent from the foul line ... 13 points (5-of-7 fgs, 2-of-3 3fgs), four steals, three assists and two rebounds vs. Veneto Select ... scored seven of Auburn's first nine points en route to a 13-0 run early in the Veneto Select game ... two points, five rebounds and three steals vs. Italy All-Stars ... three points (1-of-1 3s), four rebounds and three steals vs. Stella Azzurra.

2016-17 (Redshirt Freshman at VCU): Averaged 9.0 points, 3.6 rebounds, 2.1 assists and 0.9 steals in 23.1 minutes per game ... played in 35 games, starting 15 as VCU reached the NCAA Tournament, losing to Saint Mary's in the first round ... was the Rams' fourth-leading scorer ... averaged the most points by a VCU freshman since Shawn Hampton in 1998-99 ... shot 40.9 percent from the floor, 28.4 percent from 3-point range and 76.6 percent from the foul line ... shot 34.5 percent (19-of-55) from 3-point range for the final 21 games of the season since Jan. 4 after opening the year 4-of-26 from behind the arc ... career-high 23 points with nine assists and seven rebounds at Duquesne ... just missed a triple-double with 10 points, 10 assists and eight rebounds vs. Saint Joseph's ... 17 points in the Atlantic 10 Conference Tournament vs. Richmond ... 9 points vs. Saint Mary's in the NCAA Tournament ... went 4-0 as VCU toured Spain from Aug. 12-22 in Madrid, Toledo, Valencia and Barcelona.

2015-16 (Freshman at VCU): Redshirted at VCU. Originally signed with St. John's.

Doughty's Career Highs

Points 23 at Duquesne (1-4-17)	Free Throws 7 vs. Saint Joseph's (2-14-17)
Rebounds 8, twice, last vs. St. Joseph's (2-14-17)	Free Throws Attempted 8 vs. Saint Joseph's (2-14-17)
Field Goals 9 at Duquesne (1-4-17)	Assists 10 vs. Saint Joseph's (2-14-17)
Field Goal Attempts 15 at Duquesne (1-4-17)	Steals 3, twice, last vs. Richmond (3-12-17)
3-Point Field Goals 2, 7 times, last vs. Richmond (3-11-17)	Blocked Shots 1 vs. George Mason (3-10-17)
3-Point Attempts 6 at George Washington (2-8-17)	Minutes Played 34 at Duquesne (1-4-17)

H I G H SCHOOL AND PERSONAL DATA: Averaged 24.9 points, 9.7 rebounds, 4.1 assists and 2.7 steals per game while shooting 59 percent from 2-point range as a senior at Mathematics, Civics & Science Charter in Philadelphia, Pa. ... ranked as the 35th-best point guard nationally by 247 Sports, including sixth-best in Pennsylvania, as a senior ... three-star recruit.



2016-17 Doughty Game-by-Game (at VCU)

Opponent	Min	FG-A	Pct.	3FG-A	Pct.	FT-A	Pct.	O-D-T	PF	ATO	BLK	STL	PTS
UNC Asheville	19	3-5	.600	1-3	.333	3-4	.750	2-1-3	0	0	3	0	10
at Liberty	21	4-10	.400	0-1	.000	0-0	.000	1-4-5	3	1	1	0	8
Binghamton	24	4-6	.667	1-1	1.000	1-4	.250	0-3-3	2	1	0	1	10
(1) Baylor	26	1-6	.167	0-1	.000	6-8	.750	3-4-7	3	0	2	0	8
(1) St. John's	21	1-7	.143	0-1	.000	1-2	.500	1-3-4	3	2	0	0	3
(1) LSU	27	5-13	.385	0-4	.000	2-4	.500	1-6-7	1	2	2	0	12
Princeton+	25	4-8	.500	1-2	.500	2-2	1.000	4-2-6	3	1	5	0	11
(2) Illinois	27	3-11	.273	1-5	.200	2-2	1.000	0-3-3	2	1	1	0	9
Georgia Tech	12	0-2	.000	0-0	.000	0-0	.000	0-3-3	1	1	4	0	0
at Old Dominion	16	1-3	.333	0-1	.000	2-2	1.000	0-2-2	0	1	3	0	1
Middle Tennessee	31	5-9	.556	0-2	.000	4-5	.800	0-2-2	3	4	1	0	14
ULM	27	4-10	.400	0-4	.000	2-2	1.000	1-7-8	1	1	2	0	10
Howard+	17	3-5	.600	0-1	.000	2-2	1.000	0-4-4	2	3	2	0	8
at George Mason+	16	2-2	1.000	0-0	.000	0-0	.000	0-1-1	1	2	4	0	1
at Duquesne+	34	9-15	.600	2-2	1.000	3-4	.750	1-6-7	2	9	2	0	3
UMass	19	2-6	.333	0-2	.000	2-2	1.000	1-2-3	3	0	1	0	6
George Washington	24	2-9	.222	2-5	.400	2-3	.667	1-1-2	3	3	2	0	1
at Davidson	20	0-4	.000	0-2	.000	3-4	.750	1-3-4	2	1	1	0	3
at Fordham	21	3-7	.429	2-4	.500	0-0	.000	0-2-2	3	1	2	0	1
La Salle+	25	5-8	.625	1-3	.333	4-6	.667	0-3-3	0	4	1	0	2
Dayton+	30	3-7	.429	0-1	.000	5-6	.833	2-3-5	3	5	3	0	1
Richmond+	25	5-9	.556	1-2	.500	5-6	.833	0-1-1	3	6	2	0	2
at St. Bonaventure+	32	3-11	.273	0-3	.000	0-0	.000	0-2-2	5	4	2	0	1
at G. Washington+	30	4-8	.500	2-6	.333	0-0	.000	2-3-5	3	2	3	0	1
Davidson+	23	2-6	.333	1-2	.500	4-6	.667	1-2-3	3	1	0	0	1
St. Joseph's+	33	1-6	.167	1-5	.200	7-8	.875	1-7-8	1	10	3	0	1
at Richmond+	23	3-6	.500	2-3	.667	1-2	.500	1-3-4	1	2	2	0	0
St. Louis+	24	4-8	.500	2-5	.400	3-3	1.000	1-2-3	2	1	5	0	2
at Rhode Island+	23	1-3	.333	0-2	.000	2-2	1.000	0-2-2	5	0	1	0	1
at Dayton+	10	0-1	.000	0-0	.000	0-0	.000	1-1-2	2	0	1	0	1
George Mason	22	2-7	.286	0-1	.000	4-4	1.000	0-2-2	1	1	1	0	1
(3) George Mason	19	3-8	.375	0-1	.000	4-7	.571	0-3-3	2	1	1	1	0
(3) Richmond	30	6-10	.600	2-3	.667	3-3	1.000	0-3-3	1	3	1	0	3
(3) Rhode Island	16	3-10	.300	1-2	.500	1-2	.500	3-1-4	1	0	1	0	1
(4) St. Mary's	17	2-6	.333	0-1	.000	5-6	.833	0-1-1	5	1	1	0	2
TOTALS	809	103-252	.409	23-81	.284	85-111	.766	29-98-127	66	2	33	314	9.0

+ Games Started (15 of 35)
 (1) Battle 4 Atlantis (Paradise Island, Bahamas); (2) Miami Hoophall Invitational (Miami, Fla.); (3) Atlantic 10 Conference Tournament (Pittsburgh, Pa.); (4) NCAA Tournament West Region (Salt Lake City, Utah)

DOUGHTY'S STATISTICS

Year	GP-GS	Min-Avg	FG-FGA	Pct	3FG-A	Pct	FT-FTA	Pct	Off-Def-Tot--Avg	PF-FO	Ast	TO	Blk	Stl	Pts	Avg
2016-17	35-15	809-23.1	103-252	.409	23-81	.284	85-111	.766	29-98-127--3.6	76-3	75	66	2	33	314	9.0



14 Malik Dunbar

6-6 • 230

Junior • Guard/Forward

North Augusta, S.C.

(College of Central Fla.)

2017-18 (Junior): Brings toughness and winning attitude.

August 2017 Italy Tour: Averaged 9.3 points, 5.8 rebounds, 0.5 steals and 0.8 assists on the four-game Italy Tour ... shot 46.7 percent from the field and 66.7 percent (4-of-6) from 3-point range ... 15 points on 3-of-4 3-pointers and three rebounds vs. Italy All-Stars ... 11 points (1-of-1 3s), six rebounds and a block, steal and assist vs. Stella Azzurra ... seven points and 10 rebounds vs. Veneto Select ... four points, four rebounds vs. BC Silute of Lithuania.

2016-17 (Sophomore at College of Central Florida): Averaged 15.6 points, 6.4 rebounds, 2.0 assists and 1.6 steals in 27.2 minutes per game as a sophomore while leading the College of Central Florida in Ocala to a 23-8 record under coach Tim Ryan ... started all 28 games ... shot 49.4 percent from the floor, 70.9 percent from the foul line and 29.3 percent from 3-point range ... in the Florida JUCO Shootout in December, averaged 29.5 points and 10.5 rebounds ... totaled 32 points and 11 rebounds while going 10-of-17 from the field, 3-of-6 from 3-point range and 9-of-11 from the foul line in an 84-73 win over Broward College.

2015-16 (Freshman at College of Central Florida): All-Mid-Florida Conference second-team selection ... averaged 10.6 points, 4.9 rebounds and 1.3 steals in 23.1 minutes per game as a freshman helping the College of Central Florida to the Mid-Florida Conference co-Championship with a 23-8 record ... shot 40.3 percent from the field, 73.5 percent from the foul line and 26.5 percent from behind the arc ... started 29 of 31 games ... shot 94 percent from the free throw line in conference play ... scored 10 or more points in 18 games ... season-high 20 points vs. ASA-Miami and Florida State College at Jacksonville ... season-high 9 rebounds vs. Hillsborough Community College and State College of Florida-Manatee.

HIGH SCHOOL AND PERSONAL DATA: Was a South Carolina Class 4A first-team all-state selection as a senior at Spring Valley High School in Columbia in 2014-15 ... son of Trika Mobley ... one of five siblings.



**25 Brett Easterling**

6-1 • 165

Freshman • Guard

Tallahassee, Fla.

(Lawton Chiles)

HIGH SCHOOL AND PERSONAL DATA: Finished prep career as third-leading scorer in Lawton Chiles history with 1,131 points ... was a three-year starter and a two-time team captain ... earned First Team All-Big Bend Florida honors twice ... averaged 18.4 points, 4.9 rebounds and 2.6 assists per game during senior campaign ... averaged 17.2 points, 7.1 rebounds, 3.3 assists and 2.1 steals as a junior ... son of Mark and Becky Easterling ... has two siblings, Jake and Casey ... enrolled in the Ginn College of Engineering.



1 Jared Harper

5-10 • 170

Sophomore • Guard

Mableton, Ga.

(Pebblebrook)



August 2017 Italy Tour: Averaged 3.5 points, 7.0 assists, 4.0 rebounds, 2.8 steals and 0.5 blocks on the four-game Italy Tour ... shot 50 percent from the field and 13 of his 16 rebounds were on the defensive boards ... double-double with 10 points and a game-high 10 assists with three steals and a rebound vs. BC Silute of Lithuania ... 10 rebounds, five assists, two points and a block vs. Stella Azzurra ... six assists, six steals, three rebounds and a block vs. Veneto Select ... seven assists, two points, two rebounds and two steals vs. Italy All-Stars.

2016-17 (Freshman): Averaged 11.4 points, 3.0 assists, 1.9 rebounds and 1.2 steals in 24.2 minutes per game ... played in all 32 games, starting 30 ... shot 38.5 percent from the floor, 34.4 percent from 3-point range and 70.5 percent from the foul line ... career-high 24 points (scored 16 of Auburn's final 19) after down 12 in 88-85 loss to Ole Miss ... 14-of-17 free throws vs. the Rebels ... was twice selected SEC Freshman of the Week ... named SEC Freshman of the Week by averaging 17.5 points and shooting 53 percent from the field, 7-of-10 from 3-point range Jan. 30-Feb. 5 ... in that week, scored 21 points (5-7 3s) in 25 minutes vs. Tennessee and 14 points (2-of-3 3s) at Alabama ... also named SEC Freshman of the Week by averaging 21.5 points in a pair of wins vs. Oklahoma and at UConn Dec. 19-25 ... 22 points with the game-winning layup in overtime at UConn along with 5 rebounds, 5 assists and a career-high 4 steals ... 21 points (11-of-12 fts, 7-of-8 in the final 2:02) and 3 rebounds and 2 steals vs. Oklahoma ... 21 points (5-of-8 3s), including 15 in the first half while making his first 5 attempted 3-pointers in the win at UAB along with 5 rebounds and 3 assists ... sealed the win at UAB making 5-of-6 free throws in the final 2:24 ... 19 points (3-of-6 3s) at Vanderbilt ... 19 points (4-of-6 3s), 4 rebounds, 3 steals and 2 assists vs. Georgia State ... 17 points (3-of-6 3s) and 3 assists vs. Arkansas ... 14 points, including 11 in the second half on 2-of-3 3s at Alabama, sweeping the series with the Tide for the first time since 2008-09 ... 16 points (5-of-6 3s) and a career-high 7 assists vs. Coastal Carolina ... really good floor general ... sees the floor well ... great distributor of the basketball ... superb range on his jump shot ... very quick with the basketball ... works extremely hard at his game.

HIGH SCHOOL AND PERSONAL DATA: Consensus four-star signee ... ranked No. 54 overall by Rivals ... two-time first-team All-State ... ranked averaged 27 points, 10.1 assists, 5.7 rebounds and 3.7 steals in leading Pebblebrook to a 23-10 record as a senior in 2015-16 under coach George Washington ... he shot 49 percent from the floor and 48.9 percent (85-of-174) from 3-point range ... in back-to-back seasons, led Pebblebrook to the Class 6A state championship game ... selected to the American Family Insurance High School Slam Dunk and 3-Point Championships in Pearland, Texas ... rated as a consensus four-star by ESPN, 247Sports, Rivals and Scout ... scored 14 points playing alongside fellow Auburn signee Mustapha Heron in the historic Kentucky Derby Festival Basketball Classic in Freedom Hall in Louisville, Ky. in the All-Star game in April as his team won 144-132 ... he had 24 points at halftime and scored 12 in the third quarter of the game named the MVP of the prestigious Peach Jam in 2015, leading his Georgia Stars AAU team to the championship with a game-high 34 points, eight assists and four rebounds in a 104-77 win over the St. Louis Eagles ... averaged 21 points and seven assists as a junior leading Pebblebrook to a school record wins with a 27-6 record in 2014-15 ... led the Georgia Stars to an 8-0 record in a Las Vegas tournament in July 2015 and as the Stars finished ranked No. 1 in the country ... an honors student, finished high school with a 3.7 GPA ... full name is Jared Lamar Harper ... son of Patrick and Erica Harper ... studying in Harbert College of Business ... signed national letter of intent on Nov. 12, 2015.

Harper's Career Highs

Points 24 vs. Georgia (1-7-16)	Free Throws 14 vs. Ole Miss (1-7-17)
Rebounds 5, twice, last at UConn (12-23-16)	Free Throws Attempted 17 vs. Ole Miss (1-7-17)
Field Goals 8 at UConn (12-23-16)	Assists 7, twice, last vs. Missouri (3-8-17)
Field Goal Attempts 17 at UConn (12-23-16)	Steals 4, twice, last at UConn (12-23-16)
3-Point Field Goals 5, 3 times, last vs. Tennessee (1-31-17)	Blocked Shots 1, twice, last at South Carolina (1-24-17)
3-Point Attempts 8 at UAB (12-3-16)	Minutes Played 33 at UConn (12-23-16)

HARPER'S STATISTICS

Year	GP-GS	Min-Avg	FG-FGA	Pct	3FG-A	Pct	FT-FTA	Pct	Off-Def-Tot--Avg	PF-FO	Ast	TO	Blk	Stl	Pts	Avg
2016-17	32-30	774-24.2	104-270	.385	54-157	.344	103-146	.705	10-52-62--1.9	57-1	95	49	2	37	365	11.4



2016-17 Harper Game-by-Game

Opponent	Min	FG-A	Pct.	3FG-A	Pct.	FT-A	Pct.	O-D-T	PF	ATO	BLK	ST	PTS
North Florida+	27	3-7	.429	1-3	.333	3-5	.600	1-1-2	1	2	4	1	4
(1) Georgia State+	26	5-10	.500	4-6	.667	5-8	.625	0-4-4	4	2	2	0	3
(1) E. Kentucky+	23	1-7	.143	1-4	.250	3-6	.500	0-0-0	1	2	1	0	0
(2) Texas Tech+	26	2-5	.400	0-3	.000	6-10	.600	1-1-2	4	3	1	0	1
(2) Purdue (#23)	25	3-9	.333	1-6	.167	1-2	.500	0-1-1	3	2	1	0	2
USC Upstate+	24	4-8	.500	2-6	.333	0-0	.000	0-4-4	1	4	1	0	2
at UAB+	26	5-10	.500	5-8	.625	6-9	.667	1-4-5	3	3	0	0	0
(3) Boston College+	25	2-10	.200	1-6	.167	0-1	.000	0-2-2	2	3	0	0	1
Coastal Carolina+	24	5-6	.833	5-6	.833	1-2	.500	0-2-2	1	7	2	0	1
Mercer+	26	1-5	.200	1-5	.200	2-2	1.000	0-1-1	0	3	0	0	1
(4) Oklahoma+	31	4-11	.364	2-6	.333	11-12	.917	1-2-3	1	1	1	0	2
(5) at UConn+	33	8-17	.471	1-5	.200	5-6	.833	0-5-5	1	5	3	0	4
Georgia+	27	4-8	.500	0-4	.000	2-4	.500	0-1-1	4	6	1	0	2
at Vanderbilt+	32	7-15	.467	3-6	.500	2-2	1.000	0-1-1	1	2	1	0	1
Ole Miss+	21	4-9	.444	2-6	.333	14-17	.824	0-1-1	5	2	3	0	1
at Missouri+	26	2-9	.222	1-7	.143	5-8	.625	0-4-4	2	2	1	0	2
at Kentucky (#6)+	25	3-7	.429	1-3	.333	1-2	.500	0-0-0	3	1	3	0	0
LSU+	20	2-7	.286	2-6	.333	2-2	1.000	0-1-1	1	2	1	0	0
Alabama+	20	0-2	.000	0-1	.000	4-4	1.000	0-1-1	0	3	2	0	1
at S. Carolina (#23)+	21	4-9	.444	2-5	.400	2-2	1.000	0-0-0	1	0	3	1	0
(6) TCU+	19	4-6	.667	2-4	.500	3-5	.600	0-3-3	2	4	4	0	0
Tennessee+	25	6-11	.545	5-7	.714	4-5	.800	0-2-2	2	2	1	0	1
at Alabama+	20	4-8	.500	2-3	.667	4-6	.667	1-0-1	2	1	3	0	0
Mississippi State+	22	1-6	.167	0-3	.000	6-8	.750	1-1-2	4	3	1	0	1
at Ole Miss+	14	2-9	.222	0-3	.000	0-0	.000	2-1-3	1	3	3	0	0
Florida (#13)+	21	3-7	.429	1-4	.250	3-5	.600	0-1-1	0	2	1	0	0
at Texas A&M+	21	1-6	.167	1-4	.250	2-2	1.000	1-2-3	1	4	1	0	1
at LSU+	19	2-7	.286	1-5	.200	1-2	.500	0-2-2	0	2	0	0	1
Arkansas+	27	6-13	.462	3-6	.500	2-3	.667	0-2-2	2	3	0	0	1
at Georgia+	30	3-12	.250	2-7	.286	0-0	.000	0-0-0	1	6	1	0	3
Missouri	19	1-5	.200	1-5	.200	0-0	.000	0-0-0	0	3	2	0	0
(7) Missouri+	29	2-9	.222	1-4	.250	3-6	.500	1-2-3	3	7	1	0	1
TOTALS	774	104-270	.385	54-157	.344	103-146	.705	10-52-62	57	95	49	2	37

+ Games Started (30 of 32)

(1) Cancun Challenge (Auburn, AL); (2) Cancun Challenge (Cancun, MX); (3) Under Armour Reunion (New York, NY, Madison Square Garden); (4) Hall of Fame's Birthday of Basketball (Uncasville, CT, Mohegan Sun); (5) Hartford, CT (XL Center); (6) SEC/Big 12 Challenge; (7) SEC Tournament (Nashville, TN, Bridgestone Arena)





5 Mustapha Heron

6-5 • 218

Sophomore • Guard

Waterbury, Conn.

(Sacred Heart)

2017-18 (Sophomore): Named to the 5-member preseason All-SEC first-team by Jon Rothstein.

August 2017 Italy Tour: Averaged 14.3 points, 5.0 rebounds, 4.0 rebounds, 1.3 assists and 1.0 steal in three games on the four-game Italy Tour ... shot 50 percent from the field, 40 percent (4-of-10) from 3-point range and 83.3 percent (5-of-6) from the foul line ... of his 15 rebounds, six were on the offensive glass ... game-high 21 points (9-of-14 fgs, 3-of-5 3fgs), five rebounds, two steals, two assists and a block vs. Italy All-Stars ... 13 points (4-of-6 fgs, 1-of-2 3fgs, 4-of-4 fts) vs. Stella Azzurra ... nine points and nine rebounds (five offensive), an assist and steal vs. BC Silute of Lithuania ... did not play vs. Veneto Select.

2016-17 (Freshman): Named Freshman All-SEC, the first Tiger since DeWayne Reed in 2008-09 to receive the honor ... the first five-star signee in Auburn history ... averaged 15.2 points, 6.1 rebounds and 1.3 assists in 28.2 minutes per game ... shot 44.2 percent from the field, 42.3 percent from 3-point range and 77.0 percent from the foul line ... in the SEC, ranked ninth in scoring, 14th in rebounding and ninth with 4.5 defensive rebounds per game ... broke the Auburn freshman record by starting 32 games ... set the Auburn freshman record for scoring in double figures to start a season in his first 25 games, breaking All-American Wesley Person's record of 15 in 1990-91 ... scored in double figures in 31-of-32 games (9 points vs. #13 Florida on Feb. 14) ... Auburn's freshmen of Heron (32), Jared Harper (30), Danjel Purifoy (25), Austin Wiley (22) and Anfernee McLemore (1) made 110 starts on the season, eclipsing the previous record by the 2005-06 team with 93 starts ... three double-doubles on the season ... career-high 24 points (8-8 fgs), 10 rebounds and two steals in 23 minutes vs. Eastern Kentucky ... 15 points, 12 rebounds and 4 steals vs. Oklahoma ... 15 points and a career-high 14 rebounds vs. Missouri in the SEC Tournament ... 23 points, 6 rebounds and 3 assists in 26 minutes vs. USC Upstate ... 21 points vs. Mercer ... 19 points (4-of-7 3s) vs. Georgia ... 17 points, including 15 in the first half) on 7-of-11 fgs and 6 rebounds at TCU ... 16 points and 6 rebounds vs. Arkansas ... 17 points, 7 rebounds,



4 assists, 2 blocks and 2 steals vs. Coastal Carolina ... 16 points (2-of-3 3s) and 6 rebounds at Ole Miss ... 17 points, 6 rebounds and 4 assists vs. Mississippi State ... 15 points and 8 rebounds at UConn ... 16 points and 9 rebounds at Missouri ... 15 points, including 14 points on 3-of-3 3s) in the final 9 minutes to turn a 53-52 lead to 84-64 vs. Alabama ... named to the Cancun Challenge all-tournament team (15.0 ppg, 5.5 rpg) with 15 points and 8 rebounds vs. #17 Purdue and 15 points (3-of-6 3s) vs. Texas Tech ... the Paul Lambert/Tommy Joe Eagles Memorial Trophy recipient, the team's highest award, at the team's annual postseason banquet ... member of the SEC Community Service Team ... very hard worker ... very productive player ... physically mature ... complete game offensively ... will make plays offensively and defensively ... unstoppable getting to the rim ... works extremely hard at his game ... left-handed.

Heron's Career Highs	
Points 24 vs. Eastern Kentucky (11-17-16)	Free Throws 9 vs. Boston College (12-12-16)
Rebounds 14 vs. Missouri in SEC Tour. (3-8-17)	Free Throws Attempted 10 vs. Boston College (12-12-16)
Field Goals 10 at Texas A&M (2-18-17)	Assists 4, twice, last vs. Miss. State (2-7-17)
Field Goal Attempts 17 at UConn (12-23-16)	Steals 4 vs. Oklahoma (12-21-16)
3-Point Field Goals 4 vs. Georgia (12-29-16)	Blocked Shots 2, twice, last at South Carolina (1-24-17)
3-Point Attempts 7 vs. Georgia (12-29-16)	Minutes Played 36, twice, last vs. Missouri (3-8-17)

HIGH SCHOOL AND PERSONAL DATA: Consensus five-star prospect ... ranked 17th overall by Scout, 19th by Rivals.com, 23rd by 247Sports and 26th by ESPN.com ... rated as the No. 3 small forward in the nation by Scout ... three-time All-State selection ... averaged 30 points and 8 rebounds as a senior at Sacred Heart in 2015-16 ... scored 79 points in his final two high school games, leading Sacred Heart to its third consecutive Connecticut state championship and a 54-game winning streak under coach Jon Carroll ... one of only two players to earn back-to-back Player of the Year honors along with Kris Dunn, the fifth overall pick of the 2016 NBA Draft by the Minnesota Timberwolves ...

HERON'S STATISTICS																
Year	GP-GS	Min-Avg	FG-FGA	Pct	3FG-A	Pct	FT-FTA	Pct	Off-Def-Tot--Avg	PF-FO	Ast	TO	Blk	Stl	Pts	Avg
2016-17	32-32	901-28.2	152-344	.442	44-104	.423	137-178	.770	52-143-195--6.1	87-2	43	77	6	27	485	15.2



scored 32 points and was named MVP of the historic Kentucky Derby Festival Basketball Classic in Freedom Hall in Louisville, Ky. in the All-Star game in April as his team won 144-132, playing alongside fellow Auburn signee Jared Harper ... he had 18 points at halftime and scored 11 in the third quarter of the game ... scored 31 points two weeks later at the Ballislife All-American Game, an All-Star showcase in California ... played with the New York RENS in AAU playing all three guard positions ... in the summer 2015, averaged 20 points and nine rebounds as the RENS went 55-5, winning five of the six tournaments it played throughout the country ... played in Treviso, Italy, for the U18 U.S. Select Team against a U20 team from France, a U19 team from Greece and a EuroCamp All-Star team that included six players who declared for the 2015 NBA Draft and went 3-0 ... the only junior to win the New Haven Register All-State Player of the Year in 2014-15 ... averaged 22 points and 5.3 rebounds as a junior at Sacred Heart in 2014-15, leading the school to a second-straight Connecticut Class S state championship title and an undefeated 28-0 record ... prior to his arrival as a sophomore, Sacred Heart went three straight seasons without making the playoffs ... four players from the New York RENS signed college scholarships along with Heron, Rawle Alkins (Arizona), Devonte Green (Indiana), Tyrone Cohen (Holy Cross), Kai Mitchell (Iona) and Tyrique Jones (Xavier) ... Heron and the RENS made national headlines for their stance against gun violence ... all players wore an orange emblem – the color of safety – on their uniforms ... Los Angeles Clippers point guard Chris Paul said his AAU program would be doing the same and former New York City mayor Michael Bloomberg tweeted his support of the initiative ... wants to study communications and go into broadcasting to be an analyst on TV ... full name is Mustapha Heron ... son of Bryan and Thalia Heron ... two brothers, Tyrn Flowers, who is a 6-foot-7 freshman forward at UMass, and Charles Raheem Solomon ... father, Bryan, averaged 14.4 points and 6.6 rebounds at Central Connecticut State from 1985-89 and played professional basketball in Europe ... studying in College of Liberal Arts ... signed national letter of intent on Nov. 12, 2015.



2016-17 Heron Game-by-Game

Opponent	Min	FG-A	Pct.	3FG-A	Pct.	FT-A	Pct.	O-D-T	PF	ATO	BLK	ST	PTS	
North Florida+	19	2-7	.286	2-3	.667	4-5	.800	1-2-3	2	2	1	0	10	
(1) Georgia State+	27	1-7	.143	0-3	.000	8-10	.800	1-7-8	2	0	2	0	10	
(1) E. Kentucky+	23	8-8	1.000	1-1	1.000	7-13	.538	5-5-10	4	0	4	0	24	
(2) Texas Tech+	25	6-12	.500	3-6	.500	0-0	.000	0-3-3	3	1	3	0	15	
(2) Purdue (#23)+	28	4-9	.444	1-3	.333	6-8	.750	2-6-8	1	1	2	0	15	
USC Upstate+	26	7-12	.583	2-5	.400	7-7	1.000	1-5-6	2	3	1	1	23	
at UAB+	27	3-9	.333	0-1	.000	5-6	.833	3-4-7	2	1	3	0	11	
(3) Boston College+	29	3-9	.333	0-2	.000	9-10	.900	2-5-7	4	1	5	1	15	
Coastal Carolina+	27	5-8	.625	1-2	.500	6-7	.857	2-5-7	2	4	5	2	17	
Mercer+	28	7-12	.583	2-4	.500	5-9	.556	1-2-3	3	2	4	0	15	
(4) Oklahoma+	30	5-10	.500	2-4	.500	3-4	.750	2-10-12	3	0	7	0	15	
(5) at UConn+	36	5-22	.227	1-5	.200	4-5	.800	3-5-8	2	0	1	0	15	
Georgia+	24	7-13	.538	4-7	.571	1-2	.500	0-2-2	3	1	3	0	19	
at Vanderbilt+	31	3-13	.231	0-3	.000	7-7	1.000	0-6-6	0	1	2	0	13	
Ole Miss+	33	6-12	.500	3-5	.600	5-5	1.000	2-2-4	2	1	1	0	20	
at Missouri+	29	4-14	.286	2-4	.500	6-7	.857	3-6-9	4	2	0	0	16	
at Kentucky (#6)+	26	4-11	.364	1-2	.500	2-6	.333	0-3-3	3	1	2	0	11	
LSU+	29	5-12	.417	1-3	.333	1-2	.500	2-4-6	3	2	2	0	12	
Alabama+	31	5-9	.556	3-3	1.000	2-4	.500	0-5-5	2	0	3	0	15	
at S. Carolina (#23)+	27	2-10	.200	1-5	.200	5-6	.833	3-2-5	3	2	1	2	10	
(6) TCU+	26	7-11	.636	1-1	1.000	2-2	1.000	1-5-6	5	1	1	0	17	
Tennessee+	28	3-12	.250	1-3	.333	5-6	.833	1-0-1	2	1	1	0	12	
at Alabama+	31	3-8	.375	1-2	.500	6-6	1.000	0-2-2	2	0	0	0	13	
Mississippi State+	29	6-13	.462	1-3	.333	4-6	.667	1-5-6	3	4	1	0	17	
at Ole Miss+	27	7-12	.583	2-3	.667	0-0	.000	0-6-6	5	0	2	0	16	
Florida (#13)+	30	2-12	.167	0-2	.000	5-5	1.000	2-4-6	2	2	1	0	2	
at Texas A&M+	26	10-17	.588	0-3	.000	0-1	.000	4-1-5	4	2	3	0	20	
at LSU+	27	4-6	.667	0-2	.000	2-2	1.000	2-7-9	1	3	1	0	10	
Arkansas+	32	5-10	.500	2-3	.667	4-6	.667	1-5-6	3	1	3	0	16	
at Georgia+	28	4-12	.333	2-6	.333	3-4	.750	4-5-9	4	0	4	0	13	
Missouri+	26	6-7	.857	3-3	1.000	5-6	.833	1-2-3	3	3	1	0	20	
(7) Missouri+	36	3-5	.600	1-2	.500	8-11	.727	2-12-14	3	1	7	0	15	
TOTALS	901	152-344	.442	44-104	.423	137-178	.770	52-143-195	65	76	72	22	31	254

+ Games Started (32 of 32)
 (1) Cancun Challenge (Auburn, AL); (2) Cancun Challenge (Cancun, MX); (3) Under Armour Reunion (New York, NY, Madison Square Garden); (4) Hall of Fame's Birthday of Basketball (Uncasville, CT, Mohegan Sun); (5) Hartford, CT (XFL Center); (6) SEC/Big 12 Challenge; (7) SEC Tournament (Nashville, TN, Bridgestone Arena)



21 Patrick Keim
 6-0 • 186
 Senior • Guard
 Birmingham, Ala.
 (Mountain Brook)

August 2017 Italy Tour: Averaged 0.5 points, 0.3 rebounds and 0.8 assists playing in all four games on the Italy Tour ... went 2-of-2 from the foul line ... two points and one assist vs. Stella Azzurra ... one rebound, assist and steal vs. Veneto Select ... an assist vs. Italy All-Stars.

2016-17 (Junior): Averaged 0.8 points, 0.6 rebounds and 0.4 assists in 1.6 minutes per game ... played in five games ... shot 33 percent from the field, 50 percent from 3-point range and 50 percent from the foul line ... tied a career-high with 3 points on 1-of-1 3-pointers in 0+ minutes vs. Alabama ... 1 point and 1 rebound vs. Georgia State ... 1 rebound and an assist in 5 minutes vs. Coastal Carolina ... 1 rebound in a minute at South Carolina ... 1 assist in 1 minute at LSU ... member of the SEC Winter Academic Honor Roll.

2015-16 (Sophomore): Averaged 0.4 points, 0.5 rebounds, 0.2 assists and 0.2 steals in 6.6 minutes ... played in 23 games ... shot 14.3 percent from the floor, 18.2 percent from 3-point range and 44.4 percent from the foul line ... with all of Auburn's injuries in SEC play, he was the backup point guard until T.J. Dunans came back from injury on Feb. 20 ... he played 8 minutes total last season and played 9 minutes vs. Tennessee in the SEC opener and recorded 2 assists and a steal ... 3 points on a 3-pointer in 9 minutes at Mississippi State ... had 2 rebounds in a career-high 11 minutes at Missouri ... 2 points on a pair of free throws in a minute in the win over No. 13 Kentucky ... 2 points in the win over Georgia ... 3 points (1-1 3s) and an assist in 6 minutes vs. Northwestern State in his 1st game of the season after being out with injury ... played 3 minutes at Coastal Carolina ... played 3 minutes each at Hawai'i and vs. Harvard in the Diamond Head Classic ... named to the Winter SEC Academic Honor Roll ... Academic Top Tiger.

2014-15 (Freshman): Walked-on to the team prior to the season ... scout team member ... played in eight games ... averaged 0.4 points, 0.4 assists and 0.3 rebounds in 1.0 minute per game ... made a 3-pointer against No. 1 Kentucky in the SEC Tournament semifinals ... at the team's season-ending awards banquet, presented the Sonny Smith Most Outstanding Teammate Award and the Bill Lynn Academic Award.

HIGH SCHOOL AND PERSONAL DATA: Played at Mountain Brook High School for coach Bucky McMillan ... averaged 9.0 points, 3.8 assists and 1.8 steals per game while shooting 50 percent from 3-point range ... four-year starter and was the winningest player in the class of 2014 in Alabama Class 6A ... 111 wins are the most in Mountain Brook history ... back-to-back Class 6A titles (2013 and 2014) ... three-time team captain ... 2014 ASWA Boys All-State Second Team ... 2014 Over the Mountain Boys Athlete of the Year ... 2014 Birmingham News South Basketball

Keim Career Highs

Points 3, 4x, last vs. Alabama (1-21-17)	Free Throws 2, 2x, last vs. Georgia (2-24-16)
Rebounds 2, 5x, last at Arkansas (2-17-16)	Free Throws Attempted 4 vs. Georgia (2-24-16)
Field Goals 1, 4x, last vs. Alabama (1-21-17)	Assists 2 vs. Tennessee (1-2-16)
Field Goal Attempts 2, 4x, last vs. Georgia (2-24-16)	Steals 1, 4x, last vs. Tennessee (3-9-16)
3-Point Field Goals 1, 4x, last vs. Alabama (1-21-17)	Blocked Shots --
3-Point Attempts 2, 3x, last vs. Vanderbilt (2-13-16)	Minutes Played 19 vs. Vanderbilt (2-13-16)

Player of the Year ... 2014 Class 6A Northeast Region All-Tournament Team ... 2014 Class 6A AHSAA Final Four All-Tournament Team ... Birmingham Tip-off Club Player of the Week (March 1, 2014) ... three-time Class 6A Area 11 All-Tournament Team selection (2012, 2013 and 2014) ... 2013 Class 6A Area 11 Tournament MVP ... 2013-2014 US Marines Distinguished Athlete Award ... son of Bryan and Kelly Keim ... has two brothers, Bobby and Austin ... parents and brother, Bobby, are all Auburn graduates and brother Austin is graduating December 2015 ... studying in Ginn College of Engineering.



KEIM'S CAREER STATS

Year	GP-GS	Min-Avg	FG-FGA	Pct	3FG-A	Pct	FT-FTA	Pct	Off-Def-Tot	Avg	PF	FO	Asst	TO	Blk	Stl	Pts	Avg
2014-15	8-0	8-1.0	1-4	.250	1-4	.250	0-2	.000	0-2-2	-0.3	0	0	3	1	0	0	3	0.4
2015-16	23-0	151-6.6	2-14	.143	2-11	.182	4-9	.444	2-10-12	-0.5	19	0	5	10	0	4	10	0.4
2016-17	5-0	8-1.6	1-3	.333	1-2	.500	1-2	.500	0-0-0	-0.0	0	0	2	1	0	0	4	0.8
TOTAL	36-0	167-4.6	4-21	.190	4-17	.235	5-13	.385	2-12-14	-0.4	19	0	10	12	0	4	17	0.5



2014-15 Keim Game-by-Game

Opponent	Min	FG-A	Pct.	3FG-A	Pct.	FT-A	Pct.	O-D-T	PF	A TO	BK	ST	PTS
Milwaukee													
at Colorado													
Louisiana	1	0-0	.000	0-0	.000	0-0	.000	0-0-0	0	0	0	0	0
(1) Tulsa													
(1) Oregon State													
at Texas Tech													
Coastal Carolina													
at Clemson													
Winthrop													
Xavier													
Texas Southern													
MTSU	0	0-0	.000	0-0	.000	0-0	.000	0-0-0	0	0	0	0	0
North Alabama	1	0-0	.000	0-0	.000	0-2	.000	0-0-0	0	0	0	0	0
at Vanderbilt													
Missouri													
at Florida													
South Carolina													
Mississippi State													
at Alabama													
Texas A&M													
at Tennessee													
at LSU													
Ole Miss													
Arkansas	2	0-0	.000	0-0	.000	0-0	.000	0-2-2	0	1	1	0	0
at Georgia													
Alabama													
at Kentucky	1	0-0	.000	0-0	.000	0-0	.000	0-0-0	0	1	0	0	0
LSU	1	0-2	.000	0-2	.000	0-0	.000	0-0-0	0	0	0	0	0
at Texas A&M	1	0-0	.000	0-0	.000	0-0	.000	0-0-0	0	1	0	0	0
at Missouri													
Georgia													
(2) Miss. State													
(2) Texas A&M													
(2) LSU													
(2) Kentucky	1	1-2	.500	1-2	.500	0-0	.000	0-0-0	0	0	0	0	3
TOTALS	8	1-4	.250	1-4	.250	0-2	.000	2	0	3	1	0	3

+ Games Started (0 of 8)
(1) MGM Grand Main Event (Las Vegas, NV); (2) SEC Tournament (Nashville, TN)

2015-16 Keim Game-by-Game

Opponent	Min	FG-A	Pct.	3FG-A	Pct.	FT-A	Pct.	O-D-T	PF	A TO	BK	ST	PTS
UAB													
Colorado													
Georgia Southern													
Northwestern St.	6	1-11	.000	1-11	.000	0-0	.000	0-0-0	1	1	0	0	3
at Coastal Carolina	3	0-0	.000	0-0	.000	0-0	.000	0-0-0	1	0	1	0	0
(1) at Middle Tenn.													
Mercer													
at Xavier	2	0-0	.000	0-0	.000	0-0	.000	0-0-0	0	0	0	0	0
(2) New Mexico													
(2) Harvard	3	0-1	.000	0-1	.000	0-0	.000	0-0-0	0	0	0	0	0
(2) at Hawaii	3	0-0	.000	0-0	.000	0-0	.000	0-0-0	1	0	1	0	0
Tennessee	9	0-2	.000	0-1	.000	0-0	.000	0-0-0	3	2	0	1	0
South Carolina	8	0-0	.000	0-0	.000	0-0	.000	0-0-0	0	0	1	0	0
at Missouri	11	0-0	.000	0-0	.000	0-0	.000	0-2-2	1	0	1	0	0
at Vanderbilt	2	0-0	.000	0-0	.000	0-0	.000	0-0-0	0	0	0	0	0
Kentucky	1	0-0	.000	0-0	.000	2-21	.000	0-0-0	0	0	0	0	2
Alabama	4	0-0	.000	0-0	.000	0-0	.000	0-0-0	1	0	0	0	0
at Florida	6	0-0	.000	0-0	.000	0-0	.000	0-0-0	1	0	0	0	0
at Ole Miss	4	0-0	.000	0-0	.000	0-1	.000	0-0-0	1	0	0	0	0
Oklahoma St.	3	0-0	.000	0-0	.000	0-0	.000	0-0-0	0	0	0	0	0
LSU	10	0-1	.000	0-1	.000	0-0	.000	0-1-1	1	0	1	0	0
at Georgia	7	0-1	.000	0-0	.000	0-0	.000	0-2-2	1	0	0	0	0
at Tennessee	15	0-1	.000	0-1	.000	0-0	.000	1-0-1	3	0	1	0	0
Vanderbilt	19	0-2	.000	0-2	.000	0-0	.000	1-1-2	0	0	0	0	0
at Arkansas	12	0-1	.000	0-1	.000	0-2	.000	0-2-2	3	1	2	0	1
Ole Miss	1	0-0	.000	0-0	.000	0-0	.000	0-0-0	0	0	1	0	0
Georgia	8	0-2	.000	0-1	.000	2-4	.500	0-1-1	1	1	0	0	2
at Alabama													
Texas A&M													
at Mississippi St.	9	1-11	.000	1-11	.000	0-0	.000	0-0-0	0	0	0	1	3
(3) Tennessee	5	0-1	.000	0-1	.000	0-0	.000	0-1-1	0	0	1	0	0
TOTALS	151	2-14	.143	2-11	.182	4-9	.444	2-10-12	19	5	10	0	4

+ Games Started (0 of 23)
(1) Bridgestone Arena (Nashville, TN); (2) Diamond Head Classic (Honolulu, HI); (3) SEC Tournament (Nashville, TN)

2016-17 Keim Game-by-Game

Opponent	Min	FG-A	Pct.	3FG-A	Pct.	FT-A	Pct.	O-D-T	PF	A TO	BK	ST	PTS
North Florida													
(1) Georgia State	1	0-0	.000	0-0	.000	1-2	.500	0-1-1	0	0	0	0	1
(1) E. Kentucky													
(2) Texas Tech													
(2) Purdue (#23)													
USC Upstate													
at UAB													
(3) Boston College													
Coastal Carolina	5	0-1	.000	0-1	.000	0-0	.000	0-1-1	0	1	1	0	0
Mercer													
(4) Oklahoma													
(5) at UConn													
Georgia													
at Vanderbilt													
Ole Miss													
at Missouri													
at Kentucky (#6)													
LSU													
Alabama	0+	1-1	.000	1-1	.000	0-0	.000	0-0-0	0	0	0	0	3
at S. Carolina (#23)	1	0-1	.000	0-0	.000	0-0	.000	0-1-1	0	0	0	0	0
(6) TCU													
Tennessee													
at Alabama													
Mississippi State													
at Ole Miss													
Florida (#13)													
at Texas A&M													
at LSU	1	0-0	.000	0-0	.000	0-0	.000	0-0-0	0	1	0	0	0
Arkansas													
at Georgia													
Missouri													
(7) Missouri													
TOTALS	8	1-3	.333	1-2	.500	1-2	.500	0-3-3	0	2	1	0	4

+ Games Started (0 of 5)

(1) Cancun Challenge (Auburn, AL); (2) Cancun Challenge (Cancun, MX); (3) Under Armour Reunion (New York, NY, Madison Square Garden); (4) Hall of Fame's Birthday of Basketball (Uncasville, CT, Mohegan Sun); (5) Hartford, CT (XL Center); (6) SEC/Big 12 Challenge; (7) SEC Tournament (Nashville, TN, Bridgestone Arena)





22

Will Macoy

6-4 • 190

Sophomore • Guard
Birmingham, Ala.
(Vestavia Hills)

August 2017 Italy Tour: Averaged 1.5 points, 0.8 rebounds and 0.5 steals playing in all four games on the Italy Tour ... shot 50 percent (2-of-4) from the field, 50 percent (1-of-2) from 3-point range and made his only free throw attempt ... three points (1-of-1 fgs, 1-of-1 fts), a rebound and steal vs. Italy All-Stars ... three points on 1-of-2 treys and one rebound vs. Stella Azzurra ... a rebound and steal vs. Veneto Select.

2016-17 (Freshman): Averaged 2.0 points, 0.3 rebounds and 0.3 steals in 1.8 minutes per game ... shot 50 percent from the field and 40 percent from 3-point range ... played in four games ... walked-on to the team prior to the start of the season ... scored a career-high 8 points on 3-of-5 field goals, including 2-of-4 threes and a dunk, to go along with a rebound and steal in five minutes vs. Coastal Carolina ... missed his only field goal attempt in one minute vs. Eastern Kentucky ... played a minute vs. Georgia State and vs. Alabama ... threw the javelin as a member for the track and field team which finished fifth at the NCAA Championship ... a very good outside shooter ... a member of the scout team.

HIGH SCHOOL AND PERSONAL DATA: Three-year letterman in basketball at Vestavia Hills High School under coach George Hatchett ... two-time All-Over the Mountain team ... team captain as a senior in 2015-16 ... 2015 Birmingham Fall League MVP, scoring a league record 50 points in the championship game en route to winning the title ... Birmingham Tip-Off Club player of the week in March 2016 ... two-time state champion in the javelin ... Wendy's Heisman School winner and state finalist in 2015 ... in the National Honor Society, Student Government Association and the Relay for Life committee ... full name is Will Macoy ... son of Coy and Adrienne Macoy ... his father ran cross country and track at Georgia Tech while his mother ran cross country and track at UAB ... older brother, Mac, is a junior at Florida in 2016-17 who runs cross country and track ... younger brother, Hollis, is a sophomore on the Vestavia Hills basketball team ... studying in Ginn College of Engineering.



2016-17 Macoy Game-by-Game

Opponent	Min	FG-A	Pct.	3FG-A	Pct.	FT-A	Pct.	O-D	T-P	PF	TO	BK	ST	PTS.
North Florida														
(1) Georgia State	1	0-0	.000	0-0	.000	0-0	.000	0-0-0	0	0	0	0	0	0
(1) E. Kentucky	1	0-1	.000	0-1	.000	0-0	.000	0-0-0	0	0	0	0	0	0
(2) Texas Tech														
(2) Purdue (#23)														
USC Upstate														
at UAB														
(3) Boston College														
Coastal Carolina	5	3-5	.600	2-4	.500	0-0	.000	0-1-1	0	0	0	0	1	8
Mercer														
(4) Oklahoma														
(5) at UConn														
Georgia														
at Vanderbilt														
Ole Miss														
at Missouri														
at Kentucky (#6)														
LSU														
Alabama	0+	0-0	.000	0-0	.000	0-0	.000	0-0-0	0	0	0	0	0	0
at S. Carolina (#23)														
(6) TCU														
Tennessee														
at Alabama														
Mississippi State														
at Ole Miss														
Florida (#13)														
at Texas A&M														
at LSU														
Arkansas														
at Georgia														
Missouri														
(7) Missouri														
TOTALS	7	3-6	.500	2-5	.400	0-0	.000	0-1-1	0	0	0	0	1	8

+ Games Started (0 of 4)
(1) Cancun Challenge (Auburn, AL); (2) Cancun Challenge (Cancun, MX); (3) Under Armour Reunion (New York, NY, Madison Square Garden); (4) Hall of Fame's Birthday of Basketball (Uncasville, CT, Mohegan Sun); (5) Hartford, CT (XL Center); (6) SEC/Big 12 Challenge; (7) SEC Tournament (Nashville, TN, Bridgestone Arena)

Macoy's Career Highs

Points	Free Throws
8 vs. Coastal Carolina (12-15-16)	--
Rebounds	Free Throws Attempted
1 vs. Coastal Carolina (12-15-16)	--
Field Goals	Assists
3 vs. Coastal Carolina (12-15-16)	--
Field Goal Attempts	Steals
5 vs. Coastal Carolina (12-15-16)	1 vs. Coastal Carolina (12-15-16)
3-Point Field Goals	Blocked Shots
2 vs. Coastal Carolina (12-15-16)	--
3-Point Attempts	Minutes Played
4 vs. Coastal Carolina (12-15-16)	5 vs. Coastal Carolina (12-15-16)

MACOY'S STATISTICS

Year	GP-GS	Min-Avg	FG-FGA	Pct	3FG-A	Pct	FT-FTA	Pct	Off-Def-Tot--Avg	PF-FO	Ast	TO	Blk	Stl	Pts	Avg
2016-17	4-0	7-1.8	3-6	.500	2-5	.400	0-0	.000	0-1-1--0.3	0-0	0	0	0	1	8	2.0



24 Anfernee McLemore

6-7 • 220

Sophomore • Forward

Warwick, Ga.

(Worth County)

2017-18 (Sophomore): Member of the prestigious Southeastern Conference Men's Basketball Leadership Council.

August 2017 Italy Tour: Averaged 11.3 points, second-most on the team with 8.5 rebounds, 1.5 blocks, 1.0 assist and 0.5 steals on the four-game Italy Tour ... shot 51.5 percent (17-of-33) from the field, 50 percent (1-of-2) from 3-point range and 76.9 percent (10-of-13) from the foul line ... of his 34 rebounds, 17 were on the offensive glass ... 18 points on 7-of-9 field goals, five rebounds and a block vs. BC Silute of Lithuania ... double-double with 12 points and a game-high 12 rebounds, including nine offensive, as well as a block, assist and steal vs. Veneto Select ... eight points, 11 rebounds, a block and assist vs. Stella Azzurra ... seven points, six rebounds, three blocks, two assists and a steal vs. Italy All-Stars.

2016-17 (Freshman): Averaged 5.4 points, 4.5 rebounds, 1.2 blocks and 0.4 steals in 15.1 minutes per game ... played in all 32 games, starting one, the win at Missouri ... led all SEC freshmen by shooting 68.3 percent from the field ... made his only 3-point field goal attempt of the season vs. Coastal Carolina and shot 60.3 percent from the foul line ... over the final eight games of the season, averaged 8.2 points and 5.8 rebounds while shooting 69 percent (40-of-58) from the field ... had his two best games against a pair of teams that reached the NCAA Tournament Elite Eight ... scored a career-high 19 points (8-of-10 fgs) with 6 rebounds and 2 blocks vs. #13 Florida, which reached the NCAA Tournament Elite Eight ... 18 points (6-of-9 fgs), 6 rebounds and a block in 16 minutes at eventual NCAA Final Four and #23 South Carolina ... 13 points (6-of-6 fgs), 5 rebounds, a block and steal in 18 minutes at NIT Champion TCU ... just missed a double-double with a career-high 11 rebounds, 9 points in 19 minutes vs. Tennessee ... 11 points (4-of-4 fgs, 3-of-3 fts), 4 rebounds, 2 blocks and 2 steals vs. LSU ... 9 points, 5 rebounds and 2 blocks at UConn ... 9 points, 5



rebounds and 3 blocks at LSU ... 8 points and 8 rebounds vs. Arkansas ... 8 points, 4 rebounds and 3 blocks vs. Mississippi State ... 6 points, 8 rebounds and 2 blocks at Ole Miss ... 8 points, 6 rebounds and a career-high 4 blocks vs. Missouri ... 9 points (1-of-1 3fg), 8 rebounds and 2 blocks in 18 minutes vs. Coastal Carolina ... 8 rebounds, 3 points and 2 blocks at Alabama for Auburn's first season sweep of the Tide since 2008-09 ... 7 rebounds (3 offensive) in 16 minutes vs. Georgia ... 3 points and 6 rebounds in 14 minutes with a 102.5 degree fever vs. Alabama ... named to the First-Year SEC Academic Honor Roll ... at the team's postseason awards banquet, received the Most Improved Player Award and the Bill Lynn Academic Award with a 3.80 GPA ... very productive player ... can finish around the basket ... has a good tempo to his game offensively ... outstanding shot blocker and rim protector ... great teammate ... very hard worker ... left-handed.

HIGH SCHOOL AND PERSONAL DATA: Rated as a four-star prospect by ESPN ... rated as a 3-star by 247Sports, Rivals and Scout ... averaged 15.6 points, 11.2 rebounds and 6.9 blocks per game for Worth County as a senior in 2015-16 under coach Connie Mays ... three-time selection to the Albany Herald's Super Six as a sophomore, junior and senior ... the Rams finished in a three-way tie for first in the Georgia High School Region 1 4A standings ... averaged 19 points, 11.8 rebounds and 6.4 blocks per game for

McLemore's Career Highs

Points 19 vs. #13 Florida (2-14-17)	Free Throws 7 at LSU (2-21-17)
Rebounds 11 vs. Tennessee (1-31-17)	Free Throws Attempted 8 at LSU (2-21-17)
Field Goals 8 vs. #13 Florida (2-14-17)	Assists 2 at Georgia (3-1-17)
Field Goal Attempts 10 vs. #13 Florida (2-14-17)	Steals 3 vs. Missouri in SEC Tour. (3-8-17)
3-Point Field Goals 1 vs. Coastal Carolina (12-15-16)	Blocked Shots 4 vs. Missouri (3-4-17)
3-Point Attempts 1 vs. Coastal Carolina (12-15-16)	Minutes Played 27 vs. Missouri in SEC Tour. (3-8-17)

McLEMORE'S STATISTICS

Year	GP-GS	Min-Avg	FG-FGA	Pct	3FG-A	Pct	FT-FTA	Pct	Off-Def-Tot--Avg	PF-FO	Ast	TO	Blk	Stl	Pts	Avg
2016-17	32-1	483-15.1	69-101	.683	1-1	1.000	35-58	.603	54-89-143--4.5	76-0	5	28	37	13	174	5.4



Worth County as a junior in 2014-15, recording several tri-ple-doubles ... two-time All-Area selection by the Albany Herald ... started for the Rams each of his four years in high school ... Georgia Class 4A Sophomore of the Year by Hoopseen ... had a 4.0 GPA in advanced classes and was accepted by the Massachusetts Institute of Technology ... scored a 1670 on his SAT ... had considered Yale, Brown, Oregon State, Stanford and Georgia Tech ... played AAU basketball for the Atlanta Celtics under Horace Neysmith ... full name is Anfernee Keith McLemore ... son of Cinderella Lewis and Feron McLemore ... studying in Harbert College of Business ... signed national letter of intent on Nov. 11, 2015.




2016-17 McLemore Game-by-Game

Opponent	Min	FG-A	Pct.	3FG-A	Pct.	FT-A	Pct.	O-D-T	PF	ATO	BLK	ST	PTS	
North Florida+	19	2-7	.286	2-3	.667	4-5	.800	1-2-3	2	2	1	0	10	
(1) Georgia State+	27	1-7	.143	0-3	.000	8-10	.800	1-7-8	2	0	2	0	10	
(1) E. Kentucky+	23	8-8	1.000	1-1	1.000	7-13	.538	5-5-10	4	0	4	0	24	
(2) Texas Tech+	25	6-12	.500	3-6	.500	0-0	.000	0-3-3	3	1	3	0	15	
(2) Purdue (#23)+	28	4-9	.444	1-3	.333	6-8	.750	2-6-8	1	1	2	0	15	
USC Upstate+	26	7-12	.583	2-5	.400	7-7	1.000	1-5-6	2	3	1	1	23	
at UAB+	27	3-9	.333	0-1	.000	5-6	.833	3-4-7	2	1	3	0	11	
(3) Boston College+	29	3-9	.333	0-2	.000	9-10	.900	2-5-7	4	1	5	1	15	
Coastal Carolina+	27	5-8	.625	1-2	.500	6-7	.857	2-5-7	2	4	5	2	17	
Mercer+	28	7-12	.583	2-4	.500	5-9	.556	1-2-3	3	2	4	0	21	
(4) Oklahoma+	30	5-10	.500	2-4	.500	3-4	.750	10-12	3	0	7	0	15	
(5) at UConn+	36	5-22	.227	1-5	.200	4-5	.800	3-5-8	2	0	1	0	15	
Georgia+	24	7-13	.538	4-7	.571	1-2	.500	0-2-2	3	1	3	0	19	
at Vanderbilt+	31	3-13	.231	0-3	.000	7-7	1.000	0-6-6	0	1	2	0	13	
Ole Miss+	33	6-12	.500	3-5	.600	5-5	1.000	2-2-4	2	1	1	0	20	
at Missouri+	29	4-14	.286	2-4	.500	6-7	.857	3-6-9	4	2	0	0	16	
at Kentucky (#6)+	26	4-11	.364	1-2	.500	2-6	.333	0-3-3	3	1	2	0	11	
LSU+	29	5-12	.417	1-3	.333	1-2	.500	2-4-6	3	2	2	0	12	
Alabama+	31	5-9	.556	3-3	1.000	2-4	.500	0-5-5	2	0	3	0	15	
at S. Carolina (#23)+	27	2-10	.200	1-5	.200	5-6	.833	3-2-5	3	2	1	2	10	
(6) TCU+	26	7-11	.636	1-1	1.000	2-2	1.000	1-5-6	5	1	1	0	17	
Tennessee+	28	3-12	.250	1-3	.333	5-6	.833	1-0-1	2	1	1	0	12	
at Alabama+	31	3-8	.375	1-2	.500	6-6	1.000	0-2-2	2	0	0	0	13	
Mississippi State+	29	6-13	.462	1-3	.333	4-6	.667	1-5-6	3	4	1	0	17	
at Ole Miss+	27	7-12	.583	2-3	.667	0-0	.000	0-6-6	5	0	2	0	16	
Florida (#13)+	30	2-12	.167	0-2	.000	5-5	1.000	2-4-6	2	2	1	0	9	
at Texas A&M+	26	10-17	.588	0-3	.000	0-1	.000	4-1-5	4	2	3	0	20	
at LSU+	27	4-6	.667	0-2	.000	2-2	1.000	2-7-9	1	3	1	0	10	
Arkansas+	32	5-10	.500	2-3	.667	4-6	.667	1-5-6	3	1	3	0	16	
at Georgia+	28	4-12	.333	2-6	.333	3-4	.750	4-5-9	4	0	4	0	13	
Missouri+	26	6-7	.857	3-3	1.000	5-6	.833	1-2-3	3	3	1	0	20	
(7) Missouri+	36	3-5	.600	1-2	.500	8-11	.727	2-12-14	3	1	7	0	15	
TOTALS	901	152-344	.442	44-104	.423	137-178	.770	52-143-195	65	76	72	22	31	254

+Games Started (32 of 32)
 (1) Cancun Challenge (Auburn, AL); (2) Cancun Challenge (Cancun, MX); (3) Under Armour Reunion (New York, NY, Madison Square Garden); (4) Hall of Fame's Birthday of Basketball (Uncasville, CT, Mohegan Sun); (5) Hartford, CT (XL Center); (6) SEC/Big 12 Challenge; (7) SEC Tournament (Nashville, TN, Bridgestone Arena)





10 Davion Mitchell

6-1 • 200

Freshman • Guard

Hinesville, Ga.

(Liberty County)

August 2017 Italy Tour: Averaged 5.0 points, 2.8 assists, 2.3 steals and 1.3 rebounds on the four-game Italy Tour ... shot 33.3 percent (6-of-18) from the field, 40 percent (2-of-5) from 3-point range and 75 percent (6-of-8) from the foul line ... had the second-most assists on the team behind Jared Harper ... 10 points (3-of-8 fgs, 1-of-3 3fgs, 3-of-4 fts), two rebounds, two assists and two steals vs. Veneto Select ... six points, five assists and five steals vs. Italy All-Stars ... two points, three rebounds and two assists vs. BC Silute of Lithuania ... two points, two assists and two steals vs. Stella Azzurra.

2017-18 (Freshman): Was one of the most physical defenders anywhere in high school basketball ... outstanding on-the-ball defender ... can be a lock-down defender ... can also score and makes plays ... a winner and competitor ... extremely quick ... named a 15 Under-The-Radar Freshman by Jon Rothstein ... one of two great point guards for Auburn along with sophomore Jared Harper.

HIGH SCHOOL AND PERSONAL DATA: Consensus four-star prospect ... ranked 33rd nationally by 247Sports, 45th by Scout, 55th by Rivals and 61st by ESPN ... led Liberty County to its first Georgia Class 4A state championship as a junior in 2015-16, defeating defending state champion Jonesboro, 58-52, under coach Julian Stokes ... averaged 24.2 points, 7.1 assists, 3.6 rebounds and 2.9 steals per game as a junior, earning *Savannah Morning News* Boys Basketball Player of the Year honors ... shot 41 percent (103-of-250) from 3-point range ... scored 23 points, 21 of them coming on seven 3-pointers, against Newton in the Holiday Hoopsgiving Tournament in Atlanta on Nov. 25, 2016 ... averaged 23.8 points, 5.3 rebounds, 5.2 assists and 2.5 steals per game as a senior in leading Liberty County to a 22-6 record overall, 9-1 in the region ... shot 50 percent from the field, 43 percent (70-of-164) from 3-point range and 68 percent from the free throw line ... had a 2.36 assist/turnover ratio (104 to 44) ... scored in double figures in all 28 games as a senior, including 14 games with 20 or more points ... scored a season-high 42 points on 14-of-31 field goals, 10-of-20 3s and 4-of-6 free throws in a 120-81 victory over Bradwell Institute ... 34 points on 10-of-14 treys in an 83-54 win over Tattnell County ... 31 points on 4-of-7 3s in an 83-75 victory over Jenkins ... 29 points on 4-of-8 3s in 89-72 win over Islands ... 20 points and a season-high 10 assists in a 111-79 win over Pierce County ... MaxPreps Junior All-America third-team selection in 2015-16.





13 Desean Murray
 6-3 • 225
 Junior • Forward
 Stanley, N.C.
 (Presbyterian College)

Murray's Career Highs	
Points 34 at Longwood (2-25-16)	Free Throws 14 at Longwood (2-25-16)
Rebounds 18 vs. Piedmont (12-19-15)	Free Throws Attempted 16 at Longwood (2-25-16)
Field Goals 11, 3x, last at Liberty (2-20-16)	Assists 8 at Longwood (1-14-15)
Field Goal Attempts 21 at Marquette (12-27-15)	Steals 4, 5x, last at Gardner-Webb (2-6-16)
3-Point Field Goals 1 vs. High Point (1-26-15)	Blocked Shots 4 at Liberty (1-3-15)
3-Point Attempts 2 vs. Radford (1-16-16)	Minutes Played 37 at Gardner-Webb (2-6-16)

August 2017 Italy Tour: Averaged 11.0 points, 5.3 rebounds, 1.8 assists, 1.0 steal and 0.5 blocks on the four-game Italy Tour ... shot 66.7 percent (16-of-24) from the field and 80 percent (12-of-15) from the foul line ... 13 of his 21 rebounds came on the offensive glass ... 13 points (5-of-7 fgs, 3-of-4 fts), six rebounds (all offensive) and three assists vs. Stella Azzurra ... 12 points on 5-of-8 field goals, four rebounds, four steals and an assist vs. Veneto Select ... 11 points (4-of-4 fgs, 3-of-3 fts), four rebounds, two assists and a block vs. Italy All-Stars ... eight points, seven rebounds, a block and assist vs. BC Silute.

2016-17 (Redshirt): Sat out the season after transferring from Presbyterian College in May ... will have two years of eligibility remaining ... very physical and productive ... impossible to keep him out of the lane ... plays much bigger than his size.

2015-16 (Sophomore): A Big South All-Conference first-team selection ... started all 31 games ... led the Big South and ranked 29th in the nation in scoring (20.2), tied for fourth in rebounds (7.4) and field goal pct. (.543), and third in steals (2.0) ... led the team in scoring, field goal pct., rebounds and steals as Presbyterian went 11-20 overall and 5-13 in the Big South ... career-high 34 points, tying him for second in the PC record book, against Longwood ... Hit a PC Division I record 14 free throws in the game ... career-high 10-of-15 free throws vs. USC Upstate ... a then career-high 26 points and team-high 12 rebounds for his fifth career double-double vs. VMI ... career-high 28 points vs. Gardner-Webb ... 27 points and a career-high 18 rebounds vs. Piedmont ... tied his then career high with 28 points vs. Liberty with 12 rebounds for his seventh double-double of the season ... eighth 20-point game with 20 points and 11 rebounds vs. Marquette for his seventh career double-double ... eighth career double-double with 24 points and 13 rebounds vs. Campbell as he was named Big South Player of the Week ... 23 points and 15 rebounds vs. Longwood for third straight double-double ... 26 points vs. High Point ... sixth double-double of the year came with 17 points and 11 rebounds vs. Charleston Southern ... scored 20 points for the 18th time with 24 against Winthrop on a career-best 11-of-24 from the field ... 18 points vs. Furman ... finished the season ranked 29th in the nation in points per game, 54th in FG pct., 29th in steals per game, 47th in total points, 28th in total field goals made, 36th in total steals, 48th in free throws made and 52nd in free throw attempts.

2014-15 (Freshman): Big South Freshman of the Year and was a member of the All-Conference honorable mention and All-Freshman teams as Presbyterian went 10-22 overall and 6-12 in the Big South ... averaged

15.7 points, 8.2 rebounds, 1.6 assists and 1.5 steals ... shot 51.9 percent from the floor, 1-of-4 from 3-point range and 59.1 percent from the foul line ... played in 20 games after being injured early in the season ... posted double-digit scoring in 17 games, five of them with over 20 ... second on the team in scoring and rebounding, and led the team in steals ... In conference play he was ninth in scoring, third in rebounding and field goal percentage, seventh in steals, third in offensive rebounds and seventh in minutes played ... earned four Big South Freshman of the Week honors and had four double-doubles on the season ... double-digits in his first two collegiate games with a team-high 14 points and seven rebounds at Duke and 12 points vs. Piedmont ... after missing 12 games due to injury, he came back to score a then career-high 16 points, 11 rebounds and 4 blocks vs. Liberty ... posted career-highs for the second consecutive game with a team-leading 24 points and 13 rebounds vs. Winthrop ... earned League Freshman of the Week honors after averaging 21.0 points and 10.0 rebounds in the two games against the Winthrop and Radford ... third double-double with 18 points, 12 rebounds and a career-high 8 assists vs. Longwood ... notched his second consecutive Big South Freshman of the Week honors averaging 18.0 points and 10.0 rebounds vs. Longwood and Charleston Southern ... had his second 20-point game with 21 vs. Campbell ... In the second meeting against the Camels, he scored 17 points ... had his third 20-point game with a team-leading 21 against Liberty as he earned his fourth Big South Freshman of the Week honor on Feb. 9 ... 21 points vs. UNC Asheville ... Third straight 20-point game with 20 points and 11 rebounds vs. Radford for his fourth double-double.

HIGH SCHOOL AND PERSONAL DATA: Lettered in basketball, football, track and soccer ... averaged 22 points and 11 rebounds at East Gaston under coach Eugene Farrar before transferring to Northside Christian Academy for his senior year in 2013-14 under coaches Byron Dinkins, Jeff McInnis and Joe Badget ... helped Northside, along with teammate Davon Bell, a No. 5 national ranking and a Dick's Sporting Good's national tournament in New York ... averaged 18 points and 10 rebounds en route to first-team all-conference and all-state honors ... played AAU basketball for Team Charlotte under coach Jeff McInnis and alongside fellow signee Davon Bell ... Team Charlotte posted a record of 45-6 and was ranked No. 1 in North Carolina ... an honor roll student every quarter, Murray was a member of Spanish and Frisbee Golf Clubs as well as numerous school activities ... full name is DeSean Jajuan Murray ... son of Datari and Berlinda Murray ... studying in College of Liberal Arts ... signed national letter of intent on May 16, 2016.

MURRAY'S CAREER STATS																	
Year	GP-GS	Min-Avg	FG-FGA	Pct	3FG-A	Pct	FT-FTA	Pct	Off-Def-Tot--Avg	PF	FO	Ast	TO	Blk	Stl	Pts	Avg
2014-15	20-20	661-33.0	122-235	.519	1-4	.250	68-115	.591	70-93-163--8.2	55	3	32	54	10	30	313	15.7
2015-16	31-31	902-29.1	232-427	.543	0-7	.000	163-211	.773	74-154-228--7.4	94	2	53	95	17	62	627	20.2
TOTAL	51-51	1563-30.6	354-662	.535	1-11	.091	231-326	.709	141-247-391--7.7	149	5	85	149	27	92	940	18.4



2014-15 Murray Game-by-Game (Presbyterian College)

Opponent	Min	FG-A	Pct.	3FG-A	Pct.	FT-A	Pct.	O-D-T	PF	A TO	BK	ST	PTS
at Duke+	32	6-14	.429	0-0	.000	2-4	.500	5-2-7	4	1	4	0	3 14
Piedmont+	18	3-6	.500	0-0	.000	6-10	.600	5-0-5	5	0	5	0	2 12
(1) American													
(1) Morehead State													
(1) at La. Tech													
Toccoa Falls													
Bob Jones													
at Wofford													
UNCG													
Montreat													
Samford													
at UT Martin													
at Virginia Tech													
Gardner-Webb													
at Liberty+	35	6-10	.600	0-0	.000	4-11	.364	4-7-11	2	2	0	4	3 16
Winthrop+	36	10-16	.625	0-0	.000	4-5	.800	6-7-13	1	1	5	1	3 24
at Radford+	37	8-17	.471	0-0	.000	2-4	.500	6-1-7	5	2	2	0	0 18
at Longwood+	35	7-14	.500	0-0	.000	4-8	.500	5-7-12	2	8	2	0	0 18
Charleston So.+	33	5-10	.500	0-0	.000	8-9	.889	5-3-8	5	0	3	0	0 18
Campbell+	29	8-11	.727	0-0	.000	5-8	.625	1-1-2	0	0	2	0	1 21
at Coastal Carolina+	36	6-12	.500	0-0	.000	2-21	.000	2-4-6	4	2	3	0	3 14
High Point+	37	5-9	.556	1-1	1.000	0-0	.000	3-3-6	2	1	4	0	2 11
Longwood+	34	4-7	.571	0-0	.000	1-2	.500	3-3-6	1	0	2	0	1 9
at Campbell+	30	7-13	.538	0-0	.000	3-4	.750	2-4-6	4	2	1	2	2 17
Liberty+	33	9-15	.600	0-0	.000	3-8	.375	3-6-9	2	1	3	0	2 21
at UNC Asheville+	36	7-14	.500	0-1	.000	7-8	.875	2-4-6	2	4	1	0	1 21
Radford+	35	8-14	.571	0-2	.000	4-41	.000	3-8-11	3	1	4	1	3 20
at Charleston So.+	34	2-8	.250	0-0	.000	2-3	.667	1-5-6	2	2	4	0	1 6
at High Point+	32	6-12	.500	0-0	.000	0-0	.000	3-4-7	4	1	4	1	0 12
Coastal Carolina+	34	7-10	.700	0-0	.000	2-8	.250	2-7-9	2	2	1	1	1 16
at Winthrop+	30	2-10	.200	0-0	.000	3-8	.375	4-9-13	4	0	1	0	2 7
(2) Longwood+	35	6-13	.462	0-0	.000	6-9	.667	5-8-13	3	1	3	0	0 18
TOTALS	661	122-235	.519	1-4	.250	68-115	.591	70-93-163	55	32	54	10	30 313

+ Games Started (20 of 20)

(1) Coaches vs. Cancer Classic (Ruston, LA); (2) Big South Conference Tournament (Conway, SC)

2015-16 Murray Game-by-Game (Presbyterian College)

Opponent	Min	FG-A	Pct.	3FG-A	Pct.	FT-A	Pct.	O-D-T	PF	A TO	BK	ST	PTS
at Furman+	22	7-11	.636	0-0	.000	4-6	.667	2-1-3	5	2	1	0	1 18
USC Upstate+	27	7-11	.636	0-0	.000	10-15	.667	3-4-7	3	2	3	1	1 24
Toccoa Falls+	17	6-8	.750	0-0	.000	6-7	.857	2-4-6	3	2	3	0	4 18
The Citadel+	22	2-3	.667	0-0	.000	3-4	.750	0-3-3	4	3	0	2	7
at VMI+	35	8-12	.667	0-0	.000	10-12	.833	4-8-12	2	1	8	0	2 26
Wofford+	35	10-15	.667	0-1	.000	4-41	.000	2-3-5	3	0	6	1	2 24
Gardner-Webb+	32	9-15	.600	0-0	.000	10-14	.714	3-6-9	3	1	3	0	4 28
at Winthrop+	27	8-15	.533	0-1	.000	8-9	.889	4-2-6	4	0	2	0	1 24
Montreat+	24	11-14	.786	0-0	.000	3-5	.600	2-3-5	1	1	1	1	3 25
at Clemson+	23	6-16	.375	0-0	.000	3-31	.000	4-4-8	3	1	4	0	1 15
Piedmont+	30	9-16	.563	0-0	.000	9-10	.900	7-11-18	3	2	3	1	2 27
at Richmond+	22	6-12	.500	0-1	.000	1-11	.000	0-4-4	5	2	2	0	1 13
at Marquette+	30	8-21	.381	0-0	.000	4-41	.000	8-3-11	1	1	1	2	3 20
at Campbell+	28	11-16	.688	0-0	.000	2-6	.333	2-11-13	3	2	2	1	24
Longwood+	34	8-16	.500	0-1	.000	7-8	.875	7-8-15	4	1	6	1	1 23
at High Point+	25	9-12	.750	0-0	.000	8-81	.000	2-1-3	4	1	3	0	0 26
at Coastal Carolina+	30	4-11	.364	0-0	.000	2-4	.500	2-3-5	3	3	3	0	2 10
Radford+	33	8-18	.444	0-2	.000	6-8	.750	2-6-8	4	1	2	0	2 22
Charleston So.+	33	5-14	.357	0-0	.000	7-8	.875	3-8-11	2	5	3	2	2 17
at UNC Asheville+	37	4-9	.444	0-0	.000	2-3	.667	1-2-3	3	3	7	0	4 10
Liberty+	33	9-13	.692	0-0	.000	5-7	.714	2-5-7	3	2	1	1	1 23
Coastal Carolina+	32	3-8	.375	0-0	.000	3-4	.750	1-4-5	3	1	0	0	3 9
at Gardner-Webb+	37	9-19	.474	0-0	.000	6-8	.750	1-7-8	4	3	4	1	4 24
at Charleston So.+	32	4-12	.333	0-0	.000	10-11	.909	0-3-3	2	3	1	1	2 18
Campbell+	22	9-10	.900	0-0	.000	2-5	.400	1-2-3	4	0	7	0	1 20
UNC Asheville+	28	4-8	.500	0-0	.000	3-6	.500	2-5-7	1	0	7	1	2 11
at Liberty+	32	11-18	.611	0-1	.000	6-9	.667	1-11-12	3	2	3	0	3 28
at Longwood+	35	10-17	.588	0-0	.000	14-16	.875	0-8-8	2	2	0	0	0 34
High Point+	30	8-18	.444	0-0	.000	0-0	.000	3-5-8	2	3	2	0	1 16
(1) Radford+	25	8-15	.533	0-0	.000	3-31	.000	3-4-7	4	0	3	1	4 19
(1) Winthrop+	30	11-24	.458	0-0	.000	2-3	.667	0-5-5	3	2	1	1	2 24
TOTALS	902	232-427	.543	0-7	.000	163-211	.773	74-154-228	94	53	95	17	62 627

+ Games Started (31 of 31)

(1) Big South Conference Tournament (Buies Creek, NC)





4

Chuma Okeke

6-8 • 230

Freshman • Forward

Atlanta, Ga.

(Westlake)

2017-18 (Freshman): A rare talent ... named a top 15 Impact Freshman by Jon Rothstein ... wins without necessarily always having to have the basketball in his hands ... loves the game ... loves to train ... loves to play ... nightmare matchup because he can shoot the ball from the perimeter, can put it on the floor, can score for himself ... plays a lot like Auburn sophomore Danjel Purifoy, but has a little more size ... creative like Purifoy as well ... has a great future in professional basketball.

August 2017 Italy Tour: Only Tiger to average a double-double with 11.0 points, a team-high 12.5 rebounds, 2.0 assists, 2.0 steals and 1.0 blocks on the four-game Italy Tour ... recorded double-doubles in each of the final three games ... of his team-leading 50 rebounds, 22 were on the offensive glass ... shot 47.2 percent (17-of-36) from the field and 57.9 percent (11-of-19) from the foul line ... incredible performance in the tour's finale with 10 points and a game-high 20 rebounds with four blocks and four assists vs. Italy All-Stars ... 13 points (6-of-10 fgs), a team-best 11 rebounds, two steals and an assist vs. BC Silute of Lithuania ... 13 points (5-of-11 fgs), 10 rebounds, five steals and two assists vs. Veneto Select ... eight points, nine rebounds, an assist and steal vs. Stella Azzurra.

2017 USA U19 WORLD CUP TEAM: Invited to the USA Basketball U19 World Cup Training Camp in the Olympic Training Center in Colorado Springs, Colo., along with sophomore Austin Wiley in June 2017 ... made the first cut at the tryouts from 27 to 18 ... only Kentucky had more players than Auburn in the 27-player tryout.

HIGH SCHOOL AND PERSONAL DATA: Consensus four-star prospect ... MaxPreps All-American selection as a senior in 2016-17 ... ranked 44th nationally by Scout, 48th by ESPN, 55th by Rivals, 56th by 247Sports and 61st by ESPN ... as a junior, led Westlake to the 2016 Georgia Class 6A state championship for the first time since 2002 with a 68-58 overtime win over Pebblebrook ... Westlake trailed by 10 points at the half ... MaxPreps Junior All-America honorable mention selection in 2015-16 ... averaged 24.4 points, 15.0 rebounds, 3.1 assists, 2.4 steals and 1.0 block in only 11.7 minutes per game as a senior in helping Westlake to an 18-11 record overall, 9-1 in the region, under coach Darron Rogers in 2016-17 ... shot 71 percent (137-of-192) from the field, 70.0 percent (14-of-20) from 3-point range and 69.5 percent (132-of-190) from the foul line ... averaged 9.6 offensive rebounds per game ... 35 points and 17 rebounds at the Cancer Research Classic on Jan. 11, 2017 ... 35 points and 24 rebounds in an 89-83 triple overtime loss to Newton in the state playoffs on Feb. 24 ... 36 points, 28 rebounds and 5 assists in 85-76 win

over Pebblebrook on Jan. 31 ... 40 points, 20 rebounds and 6 assists in 80-78 overtime win at Pebblebrook on Jan. 13 ... 35 points and 17 rebounds in a 76-73 loss to Gonzaga of Washington, D.C., on Jan. 7 ... 32 points and 18 rebounds in 72-63 victory over Southwest Atlanta Christian on Dec. 3 ... 23 points and 13 rebounds vs. Douglas County on Nov. 17 ... 8 points, 16 rebounds and 4 assists in 63-52 win over East Coweta on Jan. 20 ... 26 points and 12 rebounds in 67-63 win at Campbell on Jan. 17 ... 19 points and 23 rebounds in 58-56 loss to Lafayette Christian Academy on Dec. 21 ... 25 points and 17 rebounds in 82-66 win at East Coweta on Dec. 1 ... 26 points and 16 rebounds in 83-46 win vs. North Clayton on Nov. 29 ... 19 points, 17 rebounds and 8 assists vs. Rockdale on Jan. 16 ... averaged 22.7 points and 7.5 rebounds as a sophomore in 2014-15.





3 Danjel Purifoy

6-7 • 230

Sophomore • Forward

Centreville, Ala.

(Hargrave Military Acad.)



August 2017 Italy Tour: Averaged 12.5 points, 7.5 rebounds, 3.0 steals and 2.0 assists on the four-game Italy Tour ... shot 48.3 percent (14-of-29) from the field and made all 20 of his free throw attempts ... just missed a double-double with 19 points and nine rebounds, five steals, three assists and a block vs. Veneto Select ... went 4-of-8 from the field and 10-of-10 from the foul line vs. Veneto Select while four of his nine boards were offensive ... 14 points on 6-of-10 field goals, seven rebounds, two assists and two steals ... 10 points on 2-of-4 3-pointers, seven rebounds and two steals vs. Stella Azzurra ... seven points, seven rebounds, three assists and three steals vs. Italy All-Stars.

2016-17 (Redshirt Freshman): Averaged 11.5 points, 4.7 rebounds, 1.8 assists and 1.4 steals in 28.7 minutes per game ... played in 29 games, starting 25 ... shot 39.8 percent from the field, 36.9 percent from 3-point range and 87.9 percent from the foul line ... in the SEC rankings, ranked sixth in free throw pct., sixth in 3-point field goals made (2.0), eighth in 3-point field goal pct. and ninth in steals ... made 27 straight free throws to tie the Auburn record with Frankie Sullivan in 2009-10 ... he and Mustapha Heron were the first Auburn freshmen to score in double figures in their first five college games since Wesley Person in 1990-91 ... scored a career-high 27 points (4-of-7 3s) vs. Boston College in the Under Armour Reunion in New York's Madison Square Garden to go along with 5 rebounds, 2 assists and 2 steals ... 27 points (career-high 5-of-10 3s), 7 rebounds and 3 steals vs. Coastal Carolina ... named to the Cancun Challenge all-tournament team, averaging 16.5 points on 6-of-14 3s ... in Cancun, totaled 22 points (4-of-9 3s), 3 rebounds and 2 steals vs. #17 Purdue ... career-high 15 rebounds in the win at UConn and hit the game-tying 3-pointer with 1:04 left in overtime ... 19 points (17 in the second half) after playing only three first-half minutes vs. Georgia State ... 16 points (4-of-9 3s, including 3-of-4 3s in second half) and four rebounds at UAB ... 16 points (3-of-6 3s), 8 rebounds, 3 assists and 3 steals vs. Eastern

Kentucky ... 15 points (3-of-6 3s), 7 rebounds and 2 steals at LSU ... 14 points (4-of-7 3s), 4 rebounds, 2 assists and 2 steals at Alabama after only 14 points combined in the previous four games ... left ankle sprain with 7:12 left in the first half vs. Ole Miss Jan. 7 and missed the next 3 games ... averaged 11.4 points in the final 10 games after averaging 3.5 points in the four games prior after a sprained ankle ... 12 points, 4 rebounds and 3 assists at Georgia ... 13 points vs. Missouri ... career-high 9 assists, 6 points and 4 rebounds vs. USC Upstate ... at the team's postseason awards banquet, received the Sonny Smith Most Outstanding Teammate Award and the John Mengelt Free Throw Award (.879).

2015-16 (Freshman): Redshirted ... scout team member ... looks like a pro ... has a pro body ... very strong ... can take the ball to the basket and shoot the 3-pointer ... can defend a lot of positions ... very athletic and has a very high upside.

Purifoy's Career Highs

Points 27, 2x, last vs. Boston College (12-12-16)	Free Throws 8 vs. Georgia State (11-14-16)
Rebounds 15 at UConn (12-23-16)	Free Throws Attempted 10 vs. Georgia State (11-14-16)
Field Goals 9 vs. Coastal Carolina (12-15-16)	Assists 9 vs. USC Upstate (11-29-16)
Field Goal Attempts 14, 2x, last vs. Coastal Carolina (12-15-16)	Steals 3, 6 times, last at Texas A&M (2-18-17)
3-Point Field Goals 5 vs. Coastal Carolina (12-15-16)	Blocked Shots 1, 5 times, last vs. Missouri (3-8-17)
3-Point Attempts 10 vs. Coastal Carolina (12-15-16)	Minutes Played 39 vs. Missouri in SEC Tour. (3-8-17)

HIGH SCHOOL AND PERSONAL DATA: Four-star small forward by ESPN, Rivals, Scout and 247Sports ... ranked ninth among all small forwards and 48th overall by 247Sports ... ranked as the nation's No. 12 small forward and the top player in Alabama by 247 Sports ... averaged 25 points, 11 rebounds, five blocks and 20 deflections a game at Hargrave Military Academy under coach A.W. Hamilton in 2014-15 ... averaged 17.7 points and 6.1 rebounds per game at Bibb County as a junior ... full name is Danjel Kevon Purifoy ... son of Waukesha Evans ... studying in College of Liberal Arts ... signed national letter of intent on Nov. 12, 2014.

PURIFOY'S STATISTICS

Year	GP-GS	Min-Avg	FG-FGA	Pct	3FG-A	Pct	FT-FTA	Pct	Off-Def-Tot--Avg	PF-FO	Ast	TO	Blk	Stl	Pts	Avg
2016-17	29-25	831-28.7	97-244	.398	59-160	.369	80-91	.879	28-108-136--4.7	65-0	51	45	5	41	333	11.5



2016-17 Heron Game-by-Game

Opponent	Min	FG-A	Pct.	3FG-A	Pct.	FTA	Pct.	O-D-T	PF	A	TO	BLK	ST	PTS
North Florida+	19	2-7	.286	2-3	.667	4-5	.800	1-2-3	2	2	1	0	0	10
(1) Georgia State+	27	1-7	.143	0-3	.000	8-10	.800	1-7-8	2	0	2	0	0	10
(1) E. Kentucky+	23	8-8	1.000	1-1	1.000	7-13	.538	5-5-10	4	0	4	0	2	24
(2) Texas Tech+	25	6-12	.500	3-6	.500	0-0	.000	0-3-3	3	1	3	0	0	15
(2) Purdue (#23)+	28	4-9	.444	1-3	.333	6-8	.750	2-6-8	1	1	2	0	1	15
USC Upstate+	26	7-12	.583	2-5	.400	7-7	1.000	1-5-6	2	3	1	1	0	23
at UAB+	27	3-9	.333	0-1	.000	5-6	.833	3-4-7	2	1	3	0	0	11
(3) Boston College+29	3-9	.333	0-2	.000	9-10	.900	2-5-7	4	1	5	1	0	15	
Coastal Carolina+	27	5-8	.625	1-2	.500	6-7	.857	2-5-7	2	4	5	2	2	17
Mercer+	28	7-12	.583	2-4	.500	5-9	.556	1-2-3	3	2	4	0	1	21
(4) Oklahoma+	30	5-10	.500	2-4	.500	3-4	.750	2-10-12	3	0	7	0	4	15
(5) at UConn+	36	5-22	.227	1-5	.200	4-5	.800	3-5-8	2	0	1	0	0	15
Georgia+	24	7-13	.538	4-7	.571	1-2	.500	0-2-2	3	1	3	0	0	19
at Vanderbilt+	31	3-13	.231	0-3	.000	7-7	1.000	0-6-6	0	1	2	0	1	13
Ole Miss+	33	6-12	.500	3-5	.600	5-5	1.000	2-2-4	2	1	1	0	2	20
at Missouri+	29	4-14	.286	2-4	.500	6-7	.857	3-6-9	4	2	0	0	0	16
at Kentucky (#6)+	26	4-11	.364	1-2	.500	2-6	.333	0-3-3	3	1	2	0	0	11
LSU+	29	5-12	.417	1-3	.333	1-2	.500	2-4-6	3	2	2	0	1	12
Alabama+	31	5-9	.556	3-3	1.000	2-4	.500	0-5-5	2	0	3	0	2	15
at S. Carolina (#23)+27	2-10	.200	1-5	.200	5-6	.833	3-2-5	3	2	1	2	2	10	
(6) TCU+	26	7-11	.636	1-1	1.000	2-2	1.000	1-5-6	5	1	1	0	0	17
Tennessee+	28	3-12	.250	1-3	.333	5-6	.833	1-0-1	2	1	1	0	0	12
at Alabama+	31	3-8	.375	1-2	.500	6-6	1.000	0-2-2	2	0	0	0	2	13
Mississippi State+	29	6-13	.462	1-3	.333	4-6	.667	1-5-6	3	4	1	0	2	17
at Ole Miss+	27	7-12	.583	2-3	.667	0-0	.000	0-6-6	5	0	2	0	1	16
Florida (#13)+	30	2-12	.167	0-2	.000	5-5	1.000	2-4-6	2	2	1	0	2	9
at Texas A&M+	26	10-17	.588	0-3	.000	0-1	.000	4-1-5	4	2	3	0	2	20
at LSU+	27	4-6	.667	0-2	.000	2-2	1.000	2-7-9	1	3	1	0	0	10
Arkansas+	32	5-10	.500	2-3	.667	4-6	.667	1-5-6	3	1	3	0	0	16
at Georgia+	28	4-12	.333	2-6	.333	3-4	.750	4-5-9	4	0	4	0	0	13
Missouri+	26	6-7	.857	3-3	1.000	5-6	.833	1-2-3	3	3	1	0	0	20
(7) Missouri+	36	3-5	.600	1-2	.500	8-11	.727	2-12-14	3	1	7	0	0	15
TOTALS	901	152-344	.442	44-104	.423	137-178	.770	52-143-195	65	76	72	22	31	254

+ Games Started (32 of 32)
 (1) Cancun Challenge (Auburn, AL); (2) Cancun Challenge (Cancun, MX); (3) Under Armour Reunion (New York, NY, Madison Square Garden); (4) Hall of Fame's Birthday of Basketball (Uncasville, CT, Mohegan Sun); (5) Hartford, CT (XL Center); (6) SEC/Big 12 Challenge; (7) SEC Tournament (Nashville, TN, Bridgestone Arena)



0 Horace Spencer

6-8 • 225

Junior • Forward

Philadelphia, Pa.

(Findlay Prep, NV)



August 2017 Italy Tour: Averaged 7.0 points, 7.5 rebounds, 2.5 blocks, 1.5 assists and 0.5 steals in two games on the four-game Italy Tour ... shot 60 percent (6-of-10) from the field ... nine points, eight rebounds, four blocks, two assists and a steal vs. Veneto Select while making 4-of-5 shots from the field ... five points, seven rebounds, a block and an assist vs. Lithuania's B.C. Silute.

2016-17 (Sophomore): Averaged 4.8 points, 3.4 rebounds, 1.5 blocks 0.7 steals and 0.5 assists in 16.3 minutes ... played in 19 games, starting 12 ... shot 56.1 percent from the field and 50.0 percent from the foul line ... hurt his shoulder against Tennessee on Jan. 31 and was out for the year ... had successful surgery on Feb. 16 ... 12 points (5-of-7 fgs) and 4 rebounds with an ESPN SportsCenter Top 10 dunk vs. Georgia State ... 10 points (4-of-4 fts), 7 rebounds and 3 blocks vs. LSU on Jan. 18 since his first start since Dec. 12 vs. Boston College ... 10 points (5-of-5 fgs), 5 rebounds and 3 blocks at Missouri in 24 minutes ... 9 points, 4 rebounds and a steal vs. Texas Tech in the Cancun Challenge ... 7 points, a season-high 6 blocks, 4 rebounds and a career-high 4 steals vs. Boston College in the Under Armour Reunion in New York's Madison Square Garden ... 7 points and 4 rebounds vs. USC Upstate ... 6 points, 3 rebounds and a block in 11 minutes vs. Georgia ... 4 points and 4 rebounds at #6 Kentucky ... 4 points, a season-high 8 rebounds and a block in 19 minutes vs. Eastern Kentucky.

2015-16 (Freshman): Averaged 5.1 points, 4.9 rebounds and ranked third in the SEC with 2.1 blocks in 18.1 minutes ... played in all 31 games, starting 18 ... shot 42.0 percent from the field and 48.5 percent from the foul line ... led all freshman in the SEC with 2.1 blocks ... his 65 blocks were the fifth-most in a single-season in Auburn history ... in the final six games of the season, averaged 8.3 points, 5.2 rebounds and 2.7 blocks ... career-high 7 blocks to go along with 6 points and 5 rebounds in Auburn's win at Arkansas ... career-high 13 points, 5 rebounds, 3 blocks, 2 assists and a steal at Mississippi State ... career-high 11 rebounds, 6 points and 6 blocks vs. Oklahoma State in the Big 12/SEC Challenge ... first Auburn freshman to record at least five blocks in a game four times in the

same season since Kyle Davis in 2003-04 ... had the game-saving block in Auburn's season-opening 75-74 win over UAB, blocking Chris Cokley's shot in the paint with 1.8 seconds left ... it was the first game-winning block of his life ... 5 points, 7 rebounds and 5 blocks vs. UAB ... back-to-back then career-high points, 10 pts (5-8 fgs) at Alabama and 9 points, 8 rebounds, 4 blocks and 3 steals in the win vs. Georgia ... 8 points (3-3 fgs), 6 rebounds and 3 blocks at Missouri ... 8 points, 5 rebounds vs. Alabama ... 8 points, 8 rebounds and a block vs. Colorado ... 6 points, 5 rebounds, 3 blocks and 2 steals in his first career start vs. New Mexico in the Diamond Head Classic ... 6 points and 5 rebounds in 13 minutes vs. Northwestern State ... 6 points, 7 rebounds, 3 blocks, 2 assists and a steal in 14 minutes vs. Georgia Southern ... 2 points and 7 rebounds vs. Mercer ... 2 points, 5 rebounds and a block at Hawai'i in the Diamond Head Classic ... the block at Hawai'i was the No. 2 play on SportsCenter's Top 10 ... 6 rebounds in 12 minutes at Coastal Carolina ... High level athlete ... plays big for 6-foot-9 ... great wing span ... great motor ... big-time defender of the rim ... very good shot blocker ... very active and bouncy ... has a 36-inch vertical jump ... great rebounder ... has a soft touch ... good hands and great feet ... received both the Most Improved Player and the Outstanding Defensive Player awards at the year end Auburn Basketball Awards Banquet ... high level athlete ... plays big for 6-foot-9 ... great wing span ... great motor ... big-time defender of the rim ... very good shot blocker ... very active and bouncy ... has a 36-inch vertical jump ... great rebounder ... has a soft touch ... good hands and great feet.

HIGH SCHOOL AND PERSONAL DATA: Four-star recruit, ranked 48th nationally by 247Sports, 61st by ESPN, 71st by Rivals.com and 78th by Scout.com ... averaged 10.4 points, 9.4 rebounds, 2.2 blocks and 1.2 steals in only 19.5 minutes per game for loaded Findlay Prep in Henderson, Nev., to a 29-3 record and a No. 4 national ranking as a senior in 2014-15 under coach Andy Johnson ... helped lead the Pilots to the Final Four of the Dick's Sporting Goods High School National Tournament in 2015 ... averaged 6 points, 5 rebounds and a school record 2.8 blocks per game while shooting 62 percent from the field helping lead Findlay Prep to a 31-5 record as a junior in 2013-14 under coach Jerome Williams ... the Pilots advanced to the Dick's Sporting Goods National High School Tournament Final Four ... went to William Tennent High in Warminster, Pa., as a freshman and sophomore where he played under coach Robert Mulville ... averaged 20 points and 7 rebounds as a sophomore in 2012-13 and 10 points and 8 rebounds as a freshman ... full name is Horace Gilbert Spencer III ... son of Horace Spencer Jr. and Cindy Watts ... studying in College of Liberal Arts ... signed national letter of intent on April 15, 2015.

Spencer Career Highs

Points 13 at Mississippi State (3-5-16)	Free Throws 4 vs. LSU (1-18-17)
Rebounds 11 vs. Oklahoma State (1-30-16)	Free Throws Attempted 8 at #23 South Carolina (1-24-17)
Field Goals 6 at Mississippi State (3-5-16)	Assists 2, 6 times, last at TCU (1-28-17)
Field Goal Attempts 10 at Mississippi State (3-5-16)	Steals 4 vs. Boston College (12-12-16)
3-Point Field Goals --	Blocked Shots 7 at Arkansas (2-17-16)
3-Point Attempts 1, twice, last vs. Tennessee (1-31-17)	Minutes Played 29 vs. Georgia (2-24-16)

SPENCER'S STATISTICS

Year	GP-GS	Min-Avg	FG-FGA	Pct	3FG-A	Pct	FT-FTA	Pct	Off-Def-Tot-Avg	PF-FO	Ast	TO	Blk	Stl	Pts	Avg
2015-16	31-18	562-18.1	63-150	.420	0-1	.000	33-68	.485	65-88-153--4.9	115-8	15	43	65	14	159	5.1
2016-17	19-12	310-16.3	37-66	.561	0-1	.000	18-36	.500	23-42-65--3.4	58-2	10	18	28	14	92	4.8
TOTAL	50-30	872-17.4	100-216	.463	0-2	.000	51-104	.490	88-130-218--4.4	173-10	25	61	93	28	251	5.0



2015-16 Spencer Game-by-Game

Opponent	Min	FG-A	Pct.	3FG-A	Pct.	FT-A	Pct.	O-D-T	PF	A TO	BK	ST	PTS	
UAB	21	2-4	.500	0-0	.000	1-2	.500	3-4-7	2	0	1	5	0	5
Colorado	25	3-6	.500	0-0	.000	2-4	.500	5-3-8	3	1	0	1	0	8
Georgia Southern	14	2-5	.400	0-0	.000	2-4	.500	1-6-7	4	2	0	3	1	6
Northwestern St.	13	2-4	.500	0-0	.000	2-4	.500	1-4-5	3	0	2	1	1	6
at Coastal Carolina	12	0-2	.000	0-0	.000	1-2	.500	4-2-6	2	0	1	0	0	1
(1) at Middle Tenn.	16	2-4	.500	0-0	.000	0-3	.000	4-0-4	4	1	1	0	0	4
Mercer	16	1-4	.250	0-0	.000	0-0	.000	3-4-7	3	0	0	2	1	2
at Xavier	17	1-11	.000	0-0	.000	1-3	.333	1-0-1	4	0	0	0	0	3
(2) New Mexico+	23	2-3	.667	0-0	.000	2-3	.667	0-5-5	4	0	4	3	2	6
(2) Harvard+	16	0-3	.000	0-0	.000	1-2	.500	1-3-4	3	0	3	1	1	1
(2) at Hawaii+	10	1-4	.250	0-0	.000	0-0	.000	1-4-5	5	1	0	1	0	2
Tennessee+	18	2-3	.667	0-0	.000	0-1	.000	1-4-5	5	1	3	1	0	4
South Carolina+	12	2-3	.667	0-0	.000	0-0	.000	2-1-3	3	0	1	1	0	4
at Missouri+	22	3-31	.000	0-0	.000	2-6	.333	1-5-6	3	0	2	3	0	8
at Vanderbilt+	13	0-6	.000	0-0	.000	0-0	.000	3-1-4	4	0	1	3	0	0
Kentucky	21	1-3	.333	0-0	.000	2-21	.000	0-3-3	1	0	0	5	0	4
Alabama	15	2-6	.333	0-0	.000	1-2	.500	5-3-8	4	1	3	1	0	5
at Florida	13	3-4	.750	0-0	.000	0-2	.000	2-0-2	5	0	1	0	0	6
at Ole Miss	16	2-7	.286	0-0	.000	0-0	.000	0-3-3	5	0	2	1	0	4
Oklahoma State+	27	2-8	.250	0-0	.000	2-4	.500	8-3-11	4	0	0	6	1	6
LSU+	27	3-7	.429	0-0	.000	1-2	.500	2-1-3	2	0	0	3	3	7
at Georgia+	10	1-2	.500	0-0	.000	0-0	.000	0-2-2	5	0	1	1	0	2
at Tennessee+	18	1-5	.200	0-0	.000	3-4	.750	3-2-5	5	0	1	0	0	5
Vanderbilt	14	1-3	.333	0-0	.000	2-21	.000	1-2-3	4	1	1	0	0	4
at Arkansas+	21	3-7	.429	0-0	.000	0-0	.000	2-3-5	4	1	3	7	0	6
Ole Miss+	19	2-8	.250	0-1	.000	2-3	.667	3-6-9	4	2	1	5	0	6
Georgia+	29	4-8	.500	0-0	.000	1-2	.500	3-5-8	5	1	5	4	3	9
at Alabama+	16	5-8	.625	0-0	.000	0-0	.000	2-1-3	5	0	1	1	0	10
Texas A&M+	24	3-5	.600	0-0	.000	1-2	.500	1-2-3	3	1	1	2	0	7
at Mississippi St.+	21	6-10	.600	0-0	.000	1-2	.500	1-4-5	4	2	2	3	1	13
(3) Tennessee+	23	1-4	.250	0-0	.000	3-7	.429	1-2-3	3	0	2	1	0	5
TOTALS	562	63-150	.420	0-1	.000	33-68	.485	65-88-153	115	15	43	65	14	159

+ Games Started (18 of 31)
 (1) Bridgestone Arena (Nashville, TN); (2) Diamond Head Classic (Honolulu, HI); (3) SEC Tournament (Nashville, TN)

2016-17 Spencer Game-by-Game

Opponent	Min	FG-A	Pct.	3FG-A	Pct.	FT-A	Pct.	O-D-T	PF	A TO	BLK	ST	PTS	
North Florida+	23	2-3	.667	0-0	.000	2-3	.667	0-5-5	5	2	3	2	3	6
(1) Georgia State+	21	5-7	.714	0-0	.000	2-3	.667	3-1-4	4	1	1	0	1	12
(1) E. Kentucky+	19	2-5	.400	0-0	.000	0-1	.000	4-4-8	4	1	0	1	0	4
(2) Texas Tech+	27	3-6	.500	0-0	.000	3-4	.750	0-4-4	3	0	0	0	1	9
(2) Purdue (#23)+	14	0-1	.000	0-0	.000	0-0	.000	1-1-2	3	0	0	2	0	0
USC Upstate+	15	3-4	.750	0-0	.000	1-3	.333	1-3-4	3	0	0	1	0	7
at UAB+	17	1-4	.250	0-0	.000	0-3	.000	4-3-7	5	2	1	2	2	2
(3) Boston College+	24	3-6	.500	0-0	.000	1-3	.333	0-4-4	4	0	1	6	4	7
Coastal Carolina														DNP
Mercer														DNP
(4) Oklahoma														DNP
(5) at UConn	3	0-0	.000	0-0	.000	0-0	.000	0-0-0	1	0	1	1	0	0
Georgia	11	3-5	.600	0-0	.000	0-0	.000	0-3-3	2	0	1	1	0	6
at Vanderbilt	14	1-11	.000	0-0	.000	0-0	.000	1-1-2	2	0	1	1	0	2
Ole Miss	6	0-1	.000	0-0	.000	1-2	.500	0-0-0	4	0	0	0	0	1
at Missouri	24	5-5	1.000	0-0	.000	0-0	.000	2-3-5	4	1	4	3	0	10
at Kentucky (#6)	22	2-3	.667	0-0	.000	0-0	.000	2-2-4	3	0	1	0	0	4
LSU+	24	3-7	.429	0-0	.000	4-4	1.000	3-4-7	1	0	1	3	1	10
Alabama+	11	1-11	.000	0-0	.000	0-0	.000	0-1-1	3	0	0	1	0	2
at S. Carolina (#23)	12	1-2	.500	0-0	.000	3-8	.375	1-1-2	3	2	1	2	1	5
(6) TCU+	13	1-3	.333	0-0	.000	1-2	.500	1-2-3	1	1	2	0	1	3
Tennessee+	10	1-2	.500	0-1	.000	0-0	.000	0-0-0	3	0	0	2	0	2
at Alabama														DNP
Mississippi State														DNP
at Ole Miss														DNP
Florida (#13)														DNP
at Texas A&M														DNP
at LSU														DNP
Arkansas														DNP
at Georgia														DNP
Missouri														DNP
(7) Missouri														DNP
TOTALS	310	37-66	.561	0-1	.000	18-36	.500	23-42-65	58	10	18	28	14	92

+ Games Started (12 of 19)
 (1) Cancun Challenge (Auburn, AL); (2) Cancun Challenge (Cancun, MX); (3) Under Armour Reunion (New York, NY, Madison Square Garden); (4) Hall of Fame's Birthday of Basketball (Uncasville, CT, Mohegan Sun); (5) Hartford, CT (XL Center); (6) SEC/Big 12 Challenge; (7) SEC Tournament (Nashville, TN, Bridgestone Arena)





50 Austin Wiley

6-11 • 260

Sophomore • Forward

Hoover, Ala.

(Calusa Prep)



2017-18 (Sophomore): Named to the 10 Breakout Guys list in the SEC by Jon Rothstein.

August 2017 Italy Tour: Traveled with the Tigers to Italy but did not play in any of the four games.

2017 USA U19 WORLD CUP TEAM: Selected and named the team captain for the 12-member USA Basketball U19 World Cup Team to play in the FIBA World Cup in Cairo, Egypt, July 1-9, 2017 ... only American and one of seven players to average a double-double in the tournament with 10.3 points and 10.9 rebounds in only 19.9 minutes per game as the United States won the bronze medal, finishing 6-1 ... shot 50 percent from the field ... started all seven games ... his 40-minute per game average would be 20.5 points and 21.7 rebounds ... had three double-doubles and a rebound shy of four double-doubles in seven games ... 19 points and 10 rebounds in 22:11 to lead USA to an 81-59 victory over Germany in the quarterfinals ... 16 points and a game-high 16 rebounds in a 109-68 victory over Angola ... 13 points and a game-high 17 rebounds in 29:41 in a 99-87 upset loss to Canada in the semifinals ... 9 points and a game-high 14 rebounds in 21:37 vs. Italy to finish Group D play 3-0 ... 8 points and 8 rebounds and a block in 20 minutes in the 96-72 bronze medal win over Spain ... 5 points, 8 rebounds, a block and assist in only 14:58 in a 108-48 win over Iran in the Group D opener ... saddled with foul trouble playing less than five minutes in each half, had 2 points and 3 rebounds and a steal in a 117-69 victory over Mali in the round of 16 ... scored 15 points in the USA's 89-66 victory over Lithuania in a friendly on June 28, a day after making the 6,900-mile trip from Colorado Springs, Colo., to Washington, D.C. to Germany to Cairo ... 9 points and 7 rebounds in an 82-60 victory over France on June 29 in a second friendly ... only Kentucky had more players than Auburn in the USA's 27-player tryout as freshman Chuma Okeke joined Wiley.

2016-17 (Freshman): Averaged 8.8 points, 4.7 rebounds and 1.4 blocks in 18.0 minutes ... played in 23 games, starting 22 after coming off the

bench in his college debut vs. Mercer ... shot 58.4 percent from the field and 49.1 percent from the foul line ... joined the team on Dec. 16, 2016, as a 17-year-old after graduating from Calusa Prep in Miami, Fla. ... practiced with the team two days before playing his first collegiate game against Mercer on Dec. 18, 2016 ... totaled 9 points, 3 rebounds and 2 blocks in 15 minutes vs. Mercer in his collegiate debut ... career-high 25 points (21 in the second half) on 11-of-13 fgs and 7 rebounds in win at NIT Champion TCU ... named SEC Freshman of the Week on Jan. 23 after averaging 14.5 points and 7.5 rebounds in wins vs. Alabama and LSU ... just missed a double-double with a then-career-high 19 points (11-of-18 fts) and 9 rebounds vs. Alabama on Jan. 20 ... 10 points, 6 rebounds, 2 blocks and a steal vs. LSU ... first career double-double at eventual Final Four and #23 South Carolina with 10 points and a career-high 11 rebounds ... 14 points, 5 rebounds and a block in 19 minutes vs. Mississippi State ... 10 points, 8 rebounds and a career-high 4 blocks at Georgia ... 11 points, 4 rebounds and a block and assist in 19 minutes vs. Georgia ... 11 points and 3 blocks vs. #13 Florida ... 9 points at LSU ... 7 points and 9 rebounds in 16 minutes vs. Ole Miss on Jan. 7, a day before his 18th birthday ... 8 points, 5 rebounds and a career-high 4 blocks at Ole Miss ... scored the Ti-

Wiley's Career Highs

Points 25 at TCU (1-28-17)	Free Throws 11 vs. Alabama (1-21-17)
Rebounds 11 at #23 South Carolina (1-24-17)	Free Throws Attempted 18 vs. Alabama (1-21-17)
Field Goals 11 at TCU (1-28-17)	Assists 1, 5 times, last at Georgia (3-1-17)
Field Goal Attempts 13 at TCU (1-28-17)	Steals 1, 5 times, last at LSU (2-21-17)
3-Point Field Goals --	Blocked Shots 4, 3 times, last at Georgia (3-1-17)
3-Point Attempts --	Minutes Played 26 at Georgia (3-1-17)

WILEY'S STATISTICS

Year	GP-GS	Min-Avg	FG-FGA	Pct	3FG-A	Pct	FT-FTA	Pct	Off-Def-Tot-Avg	PF-FO	Ast	TO	Blk	Stl	Pts	Avg
2016-17	23-22	415-18.0	73-125	.584	0-0	.000	56-114	.491	52-56-108--3.5	59-1	5	41	31	5	202	8.8



gers' first overtime basket in the win at UConn, finishing with 7 points, 3 rebounds and an assist in 20 minutes ... 5 points and a career-high 4 blocks at Missouri .. at the team's postseason awards banquet, received the Mike Mitchell Courage Award.

HIGH SCHOOL AND PERSONAL DATA: Ranked 13th nationally by Scout, 16th by Rivals and 17th by 247Sports ... played on Team USA's gold medal winner at the FIBA Men's U17 World Championship in Zaragoza, Spain in summer of 2016 ... consensus five-star selection ... three-time all-state selection at Spain Park High School in Hoover, Ala. ... averaged 22 points and 12 rebounds as a junior in 2014-15 leading Spain Park to a 24-6 record and the Class 7A state finals under coach Donnie Quinn ... was named the Alabama Sports Writers Association Class 7A Player of the Year as a junior, averaging 27.1 points, 12.1 rebounds and 2.9 blocks ... selected to the ASWA Class 7A All-State first-team and to the AL.com Class 7A Super All-State first-team ... scored his 1,500th point of his high school career during his junior season ... MVP of the Alabama North-South game in August 2016 ... averaged 19 points and 12 rebounds as a sophomore at Spain Park where he was named AL.com Birmingham Player of the Year Award ... selected to the ASWA Class 7A All-State first-team and AL.com Class 7A Super All-State first-team ... averaged 15 points and 10 rebounds as a 6-foot-9, 190-pound freshman on Spain Park's varsity in 2013-14 ... named an honorable mention ASWA Class 6A All-State selection as a freshman ... full name is Austin Jermaine Wiley ... son of former Auburn players, All-American & 1992 USA Olympian Vickie Orr and Aubrey Wiley, who led the SEC in rebounding in 1993-94 ... Vickie helped lead Auburn to two-straight NCAA Championship games in 1988 and 1989 and was inducted into the Alabama Sports Hall of Fame in 2013 ... studying in the College of Education ... signed national letter of intent on Nov. 9, 2016.



2016-17 Wiley Game-by-Game

Opponent	Min	FG-A	Pct.	3FG-A	Pct.	FT-A	Pct.	O-D	T	PF	A	T	BLK	ST	PTS
North Florida															
(1) Georgia State															
(1) E. Kentucky															
(2) Texas Tech															
(2) Purdue (#23)															
USC Upstate															
at UAB															
(3) Boston College															
Coastal Carolina															
Mercer	15	2-5	.400	0-0	.000	5-8	.625	1-2	3	2	0	0	2	0	9
(4) Oklahoma+	18	2-3	.667	0-0	.000	2-4	.500	2-1	3	3	1	4	2	1	6
(5) at UConn+	20	3-5	.600	0-0	.000	1-4	.250	3-0	3	1	1	0	0	0	7
Georgia+	19	4-6	.667	0-0	.000	3-5	.600	3-1	4	3	1	1	1	0	11
at Vanderbilt+	12	3-8	.375	0-0	.000	0-0	.000	4-0	4	3	0	0	0	0	6
Ole Miss+	16	3-4	.750	0-0	.000	1-4	.250	3-6	9	2	0	2	0	0	7
at Missouri+	10	2-2	1.000	0-0	.000	1-3	.333	2-1	3	4	0	2	4	0	5
at Kentucky (#6)+	12	3-4	.750	0-0	.000	0-0	.000	2-1	3	5	0	1	0	0	6
LSU+	20	3-6	.500	0-0	.000	4-4	1.000	1-5	6	1	1	0	2	1	10
Alabama+	25	4-9	.444	0-0	.000	11-18	.611	5-4	9	2	0	3	0	0	19
at S. Carolina (#23)+24	3-4	.750	0-0	.000	4-12	.333	4-7	11	2	0	1	2	1	0	10
(6) TCU+	21	11-13	.846	0-0	.000	3-7	.429	4-3	7	3	0	1	0	0	25
Tennessee+	21	1-2	.500	0-0	.000	3-7	.429	2-5	7	3	0	7	0	0	5
at Alabama+	15	1-2	.500	0-0	.000	0-2	.000	1-1	2	4	0	2	0	0	2
Mississippi State+	19	6-10	.600	0-0	.000	2-6	.333	4-1	5	3	0	0	1	0	14
at Ole Miss+	21	4-5	.800	0-0	.000	0-1	.000	1-4	5	1	0	3	4	0	8
Florida (#13)+	18	4-7	.571	0-0	.000	3-6	.500	1-0	1	4	0	4	3	0	11
at Texas A&M+	15	1-4	.250	0-0	.000	0-0	.000	1-1	2	0	0	0	1	1	2
at LSU+	17	3-5	.600	0-0	.000	3-4	.750	1-2	3	3	0	5	1	1	9
Arkansas+	17	0-3	.000	0-0	.000	3-7	.429	3-1	4	0	0	2	1	0	3
at Georgia+	26	3-9	.333	0-0	.000	4-5	.800	3-5	8	2	1	1	4	0	10
Missouri+	18	3-3	1.000	0-0	.000	2-6	.333	1-4	5	4	0	0	3	0	8
(7) Missouri+	16	4-6	.667	0-0	.000	1-1	1.000	0-1	1	4	0	2	0	0	9
TOTALS	415	73-125	.584	0-0	.000	56-114	.491	52-56	108	59	5	41	31	5	202

+ Games Started (22 of 23)
 (1) Cancun Challenge (Auburn, AL); (2) Cancun Challenge (Cancun, MX); (3) Under Armour Reunion (New York, NY, Madison Square Garden); (4) Hall of Fame's Birthday of Basketball (Uncasville, CT, Mohegan Sun); (5) Hartford, CT (XL Center); (6) SEC/Big 12 Challenge; (7) SEC Tournament (Nashville, TN, Bridgestone Arena)



12 Devontae Williams

6-4 • 215

Sophomore • Guard

Opp, Ala.

(Opp)

2017-18 (Sophomore): Walked-on to the team in the spring after attending Auburn University as a freshman in 2016-17 ... scout team member.





Bruce Pearl

Head Coach

4th year at Auburn • 44-54 (.449)
22nd year overall • 506-199 (.718)

500 win club ... 506 and counting actually.
Bruce Pearl became the 21st fastest coach to 500 wins in his 691st game in Auburn's 78-74 win over LSU on Jan. 19, 2017. He reached the historic mark between

a pair of Hall of Famers, just behind Lute Olson and ahead of Nolan Richardson.

Pearl is a proven winner ... and in the process of leading Auburn back to the NCAA Tournament for the first time since 2003. This past season, he led the Tigers to their first winning season since 2008-09 with an 18-14 record, being the only team in the country with freshmen as their top four leading scorers.

He enters his 23rd season in 2017-18, averaging 23.0 wins per season.

In his 22 years, he has guided his teams to the NCAA Tournament 17 times and the postseason 18 times. And when he's not winning basketball games, he's winning the hearts of a fan base badly wanting a winner.

Pearl is ranked second among active SEC head coaches in career winning percentage (.718) and fifth in winning percentage as a SEC head coach (.622), average wins per year as a SEC head coach (21.0) and SEC games only winning percentage (.540).

Auburn and Pearl had as high as the No. 2 ranked recruiting class in 2017 before 17-year-old Austin Wiley enrolled in Auburn in December, No. 25 in 2016, No. 15 in 2015 and No. 32 in 2014.

Auburn has the second most improved RPI in the SEC behind South Carolina from a 5-year average prior to Pearl compared to a 3-year average in his three years at Auburn with an improvement of 52.5 spots.

Under Pearl, Auburn is 18-of-19 graduating players in Malcolm Canada, Chris Denson, Asaunh Dixon-Tatum, KT Harrell, Allen Payne, Cinmeon Bowers, Jordon Granger (2), Josh Dollard, Dylan Spencer, C.J. Holmes, Jonathan Walker, Tahj Shamsid-Deen, Devin Waddell, T.J. Dunans, LaRon Smith, Ronnie Johnson and Frankie Sullivan.

Since Pearl arrived, Auburn leads the SEC with 18 graduates from May 2014-May 2017 with two seasons of perfect APR scores.

Auburn has sold out of season tickets for the third straight time in 2016-17, all under Pearl, to continue the school record streak. Prior to Pearl, the only other time the Tigers sold out of season tickets came in the 1999-2000 season.

In his first year at Auburn in 2014-15, Pearl turned a struggling program into a must-see commodity. Season tickets sold out as Auburn Arena was filled to 85.7 percent capacity over the course of 17 home games, drawing 133,033 total fans into Auburn Arena, the third-best total attendance in school history. In 2016-17, Auburn filled the Arena to 85.1 percent capacity with 117,490 fans.

On the court, Pearl's first club went 15-20 but won the hearts of the Auburn Family fast. The team started out a blistering 9-1 at home and capped off the season with a memorable four-day stay at the SEC Tournament, winning three games for the first time since 1985 and advancing to the tournament semifinals.

Senior KT Harrell turned in an All-SEC performance throughout the season, finishing the year as the league's leading scorer (18.5 points per game), sixth in the SEC in field goal percentage (.464) and was the SEC leader in 3-point field goal percentage (.445/10th in NCAA) and 3-point field goals made per game (2.8/33rd in NCAA).

In 2015-16, for the first time since the 1967-68 season, Auburn defeated Kentucky, Alabama, Tennessee, Georgia and Arkansas in the same season. The Tigers defeated No. 13 Kentucky and Alabama in back-to-

back games for the first time since 1967 and the third time in its 110 seasons of basketball. Auburn snapped several long losing streaks: 18 games to Kentucky, 15 games to ranked teams, eight games to Tennessee and eight games to Arkansas. All of this despite Auburn players missing 125 games on the season due to injury, etc.

Auburn averaged 8,216 in its 15 home games which was 90 percent capacity, ranking second in the SEC in percent capacity behind Kentucky for the second straight season.

"This (Auburn Arena) is a loud building," said Tom Hart of the SEC Network. "The energy and electricity in this building is second to none in the league right now. The energy in Auburn Arena is worth 10 points a night."

Auburn's 119 points scored in the win over Northwestern State were the fourth most in school history, and the Tigers' 72 points scored in the second half were the third most points scored in a half in Auburn history. The Tigers' 17 made 3-pointers were one shy of the school record.

In 2016-17, Auburn went 18-14 overall, its first winning season since 2009, and the Tigers were the only team in the nation with freshmen as their top four leading scorers in Mustapha Heron (15.2), Danjel Purifoy (11.5), Jared Harper (11.4) and Austin Wiley (8.8). Freshmen started 110 games, breaking the school record.

The Tigers broke the school single-season 3-pointers made record with 289, a mark that stood for 21 years, while the Tigers ranked second in the SEC and 32nd nationally averaging 80.4 points per game.

Auburn tied an SEC record with 21 made 3-pointers vs. Coastal Carolina on Dec. 15 ... with only 42 attempts. Kentucky (1990) and Arkansas (1997) also made 21 treys in a game.

Auburn swept three teams in Alabama, LSU and Missouri for the first time since 2008-09, marking the first time sweeping the Crimson Tide since that same season.

Auburn had six true road wins for the first time since the SEC Championship Tigers in 1998-99, winning at Alabama, NIT Champion TCU, UConn, LSU, Missouri and UAB. The Tigers went 3-0 vs. the Big 12 Conference with wins over Oklahoma, Texas Tech and TCU.

During July 2017, Wiley was the only player on the United States to average a double-double with 10.3 points and 10.9 rebounds per game as the team won the bronze medal in the FIBA U19 World Cup in Cairo, Egypt.

Incoming freshman Chuma Okeke was a finalist for the team and had to withdraw because of injury.

Heron became the first Freshman All-SEC selection since 2007 after breaking the Auburn freshman record by scoring in double figures in his first 25 games.

Pearl took the Tigers on an incredible 11-day tour of Italy in August 2017 in which the team went a perfect 4-0.

Pearl loves to play the top teams in the country. Auburn's non-conference strength of schedule was ranked 29 in 2015-16 and 54 in his first season compared to 262 and 303 in the two seasons prior to his arrival at Auburn.

"BP put me in perfect positions to showcase my game," said the Pistons' Tobias Harris, who signed a \$64 million contract and is entering his sixth NBA season. "A lot of guys get to college and some coaches don't showcase their full arsenal with what they can do.

"BP put me in perfect position to show everybody my skill-set. He worked me every single day, and he was on me. We have a great relationship. He is one of my favorite coaches to play for just because of his energy and passion.

"BP is like a father figure to me on and off the court. I think that was the biggest thing that sold me and why we still have a tight relationship today."

Pearl's impact is also continually felt in the community. When he isn't out buying lunch for students on campus or dropping into Auburn marketing classes, he can be found spreading the word of Auburn basketball at Auburn Alumni events throughout the Southeast. And if he isn't there,



there is a good chance he is in the stands supporting one of the other Auburn programs.

He has raised \$1 million in only four golf tournaments.

Pearl and his wife, Brandy, remain committed to giving back to those in Alabama as they have remarkably raised \$770,000 in the last three years benefiting Children's Harbor in Birmingham through the Bruce Pearl Fore the Children Golf Classic. The mission of Children's Harbor is to help children with serious illness and their families.

Over \$200,000 was raised in the Bruce, Barkley & Basketball Golf Classic Oct. 23-24, 2016, benefiting the Auburn Basketball program.

Pearl started **AUTLIVE** at Auburn in 2015-16 to benefit cancer patients in the fight to beat cancer. **AUTLIVE** raises the awareness of cancer prevention and detection while t-shirt sales and donations raise money to benefit cancer patients.

He initiated the **OUTLIVE** program in 2009 at Tennessee in recognition of former Vol Chris Lofton, who beat testicular cancer through early diagnosis and treatment and went on to play the entire 2007-08 season while recovering from his battle with the disease.

Pearl donated \$250,000 to the Auburn University comprehensive campaign in September 2016, helping push it over the ambitious \$1 billion goal ahead of schedule.

The Bruce Pearl Family Foundation in conjunction with L5 Foundation, an organization dedicated to addressing the essential and basic needs of cancer patients, donated \$20,000 to five charities in Knoxville in August 2015 while he accepted a \$10,000 donation to an endowed scholarship in his name to Camp Koinonia, an outdoor program for children with disabilities.

Pearl's 22 years of coaching experience covers four stops. He began his head coaching career with a nine-year stay at Southern Indiana, taking the program to the NCAA Tournament each season, going 231-46 (.834) from 1992-2001. From there he made the move to Wisconsin-Milwaukee,

taking the Panthers to the NIT once and the NCAA Tournament twice, including a 2005 Sweet 16 appearance. After compiling an 86-38 (.694) record at UW-Milwaukee, Tennessee tabbed him as its leader in 2005 and he responded by taking the program to six straight NCAA Tournament appearances, two Sweet Sixteens (2007, 2008) and the 2010 Elite Eight, which was the most successful six-year run in Volunteers history.

Under Pearl at Tennessee, the Volunteers topped the 20-win mark five times and was the SEC's winningest program during his six seasons, winning the 2008 SEC regular season SEC Championship, the 2006, 2008 and 2009 SEC Eastern Division titles and earned the school's first-ever No. 1 national ranking. From 2006-11, Tennessee went 65-31 (.677) in league play, better than every team in the conference during that time period.

Pearl's preferred style of play, a high-scoring, pressure-type scheme, has proven to be very exciting and very successful throughout the years. His teams have led their conference in scoring 16 of the 20 years that he has been a head coach. His Tennessee squads were the SEC's scoring champion in four of his seasons on Rocky Top, averaging 77.4 points per game while allowing 70.5 ppg. At the Division I level, his teams have topped the 100-point mark 15 times, including a high of 124 in 2009 as well as 121 points in the 2007 NCAA Tournament. In his second year as coach at Southern Indiana the team averaged 101.7 ppg. Twice he has coached the league's leading scorer in UW-Milwaukee's Dylan Page in 2004 (20.9 ppg) and Tennessee's Chris Lofton in 2007 (20.8 ppg).

"(Pearl) has taken down a lot of high-flying teams as the coach at Tennessee," ESPN.com's Pat Forde wrote in March 2010. "Playing his Volunteers is hazardous to your ranking."

At Tennessee, he attracted outstanding players to Knoxville. Wayne Chism was Pearl's first marquee signee at Tennessee. The Volunteers went 104-38 during Chism's four-year career, and he walked off the court in 2010 as the school's all-time leader in games played and wins. Chism also

Bruce Pearl's All-time Record

Head Coaching Record

Year	School	Record	Pct.	Conf. (Finish)	Postseason/Notes
1992-93	Southern Indiana	22-7	.759	14-4 (2nd)	NCAA D-II Regional 3rd Place
1993-94	Southern Indiana	28-4	.875	16-2 (Champions)	NCAA D-II Runner-up
1994-95	Southern Indiana	29-4	.879	15-3 (3rd)	NCAA D-II Champions
1995-96	Southern Indiana	25-4	.862	18-2 (Champions)	NCAA D-II Sweet Sixteen
1996-97	Southern Indiana	23-5	.821	16-4 (t-1st)	NCAA D-II First Round
1997-98	Southern Indiana	27-6	.818	16-4 (3rd)	NCAA D-II Sweet Sixteen
1998-99	Southern Indiana	26-6	.813	18-4 (2nd)	NCAA D-II Sweet Sixteen
1999-2000	Southern Indiana	25-6	.806	17-3 (2nd)	NCAA D-II Sweet Sixteen
2000-01	Southern Indiana	26-4	.867	18-2 (Champions)	NCAA D-II First Round
2001-02	Wisconsin-Milwaukee	16-13	.552	11-5 (3rd)	
2002-03	Wisconsin-Milwaukee	24-8	.750	13-3 (2nd)	NCAA First Round
2003-04	Wisconsin-Milwaukee	20-11	.645	13-3 (Champions)	NIT First Round
2004-05	Wisconsin-Milwaukee	26-6	.813	14-2 (Champions)	NCAA Sweet Sixteen
2005-06	Tennessee	22-8	.733	12-4 (1st, Eastern)	NCAA Second Round
2006-07	Tennessee	24-11	.686	10-6 (2nd, Eastern)	NCAA Sweet Sixteen
2007-08	Tennessee	31-5	.862	14-2 (Champions)	NCAA Sweet Sixteen
2008-09	Tennessee	21-13	.618	10-6 (t-1st, Eastern)	NCAA First Round
2009-10	Tennessee	28-9	.757	11-5 (3rd, Eastern)	NCAA Elite Eight
2010-11	Tennessee	19-15	.559	8-8 (5th, Eastern)	NCAA Second Round
2014-15	Auburn	15-20	.429	4-14 (13th)	
2015-16	Auburn	11-20	.355	5-13 (13th)	
2016-17	Auburn	18-14	.563	7-11 (11th)	
Total		506-199	.718	280-110 (.718)	

Head Coaching Totals (22 years): 506-199 (.718)

Southern Indiana (9 years): 231-46 (.834)

Wisconsin-Milwaukee (4 years): 86-38 (.694)

Tennessee (6 years): 145-61 (.704)

Auburn (3 years): 44-54 (.449)



appeared in more NCAA Tournament games and logged more wins in the “Big Dance” than any Vol in history.

But perhaps more important is the fact that Chism extended a trend that followed Pearl throughout his stay at Tennessee. Every player that played four years for Pearl at Tennessee earned their college degree.

Boasting a .649 winning percentage over 12 Division I seasons, Pearl has done it against some of the toughest schedules in America. At Auburn and Tennessee, he sought out non-conference matchups with the most prominent teams and players on the collegiate landscape.

While coaching at Tennessee, the Volunteers defeated Kevin Durant and Texas, Derrick Rose and Memphis, Greg Monroe and Georgetown, Matt Bouldin and Gonzaga, Sherron Collins and Luke Aldrich of Kansas and Ohio State with National Player of the Year Evan Turner. That’s in addition to logging SEC wins against future NBA standouts such as Ronnie Brewer, Glen Davis, Joakim Noah, Rajon Rondo and John Wall.

In Pearl’s nine years coaching in the SEC, three at Auburn and six at Tennessee, his teams have averaged a phenomenal strength of schedule ranking of 19.1 in the nation by RealTimeRPI.com, including five top six rankings being No. 1 in 2007-08, No. 2 in 2010-11, No. 3 in 2008-09, No. 5 in 2006-07 and No. 6 in 2005-06. Auburn’s strength of schedule was No. 21 in 2014-15 and No. 50 in 2015-16.

Pearl’s record is 7-9 vs. top 5 teams, including No. 2 Tennessee’s 66-62 win at No. 1 Memphis in 2008.

Playing such a difficult schedule at Tennessee led to an average year-end RPI of 17 as well as three top-five seeds in the NCAA Tournament. Twice Tennessee landed in the top 10 in the final national rankings, with a high of No. 5 after logging a school-record 31 wins in 2007-08.

Tennessee’s on-court success never came at the expense of academics. Tennessee had 31 SEC Academic Honor Roll selections under Pearl and nine members of the 2006-07 squad earned SEC Academic Honor Roll recognition.

“You can’t serve unless you are called upon.”

That has been an oft-quoted Pearl mantra throughout his time at Ten-

nessee and has been carried over to Auburn.

An ambassador for the university, Pearl’s selfless community service work and generous stewardship made him one of the most influential public figures in the states of Alabama and Tennessee.

He was given the “Spirit of Auburn” Award in the spring of 2015 and was named “Knoxvillian of the Year” by Knoxville Metro Pulse in 2008 and also received the prestigious “Knoxville Award” in 2010. The UT basketball program also earned the UT Men’s Community Outreach Team Award twice in his six seasons.

Pearl realized a lifelong dream in the summer of 2008 when his country called upon him to serve as head coach of Maccabi USA’s open men’s basketball team at the 18th World Maccabiah Games in Israel. He led the American squad to the gold medal for just the third time in 24 years, toppling favored Israel in the title game.

The Maccabiah gold marked Pearl’s 16th championship during his head coaching career. In 20 seasons at the collegiate level, his teams have made a remarkable 17 NCAA Tournament appearances and racked up 26 NCAA Tournament wins. Only four times in 20 years has a Pearl-coached team not led its conference in scoring, and his squads have finished either first or second in their respective leagues an astounding 14 times.

Pearl has garnered six National Coach of the Year awards, and his teams have set school records for wins at three different universities (29 at Southern Indiana in 1995, 26 at UW-Milwaukee in 2005 and 31 at Tennessee in 2008). His teams have also won at least 10 games in league play in nine out of his 12 seasons as a Division I head coach.

His NCAA Tournament resume is equally as impressive - as he is one of only seven active head coaches who has led his teams to 10 NCAA Sweet Sixteen appearances. From 2007-2010, Tennessee stood alongside Kansas, Memphis, Michigan State, UNC and Xavier as the only programs in America to reach the Sweet 16 three times.

While Pearl often exults that “it’s all about the players,” some of his most successful pupils direct the praise Pearl’s way.

“When BP first got (to Tennessee), I was just a shooter,” three-time





All-America Chris Lofton said. "But by the time I left, he and his staff had made me into a scorer."

Current Orlando Magic guard C.J. Watson is one of more than a dozen players Pearl and his staff have developed in NBA contributors.

"Coach Pearl gets all the credit for my success because he turned me into the player I've become," Watson said. "He was the one who got me to attack the basket and allowed me to play more aggressive."

During the Pearl era, Tennessee played more than 70 games on national television, and a Volunteer appeared on the cover of Sports Illustrated four times. In addition, Tennessee was featured in an ESPN College GameDay matchup four straight seasons.

"Pearl has done a magnificent job of building confidence and belief in his players - and of selling his program to those closest to it - his own students and fans," Bilas said.

Pearl's coaching career began at his alma mater, Boston College, as a student assistant coach to the legendary Dr. Tom Davis. After 14 seasons seated to the right of Davis, the 32-year-old Pearl embarked on his own head coaching career. But Pearl's first break came during his undergraduate career at BC when Davis offered him a position of student assistant in 1978. In 1981, the Eagles won the Big East Conference championship and reached the Sweet Sixteen of the NCAA Tournament. The following season, BC advanced to the Elite Eight.

When Davis moved on to Stanford in 1982, Pearl joined his staff as an assistant coach and then, at the age of 23, was promoted to associate head coach for the Cardinal. While in Palo Alto, Calif., they ended a streak of 20 consecutive losing seasons with a 19-12 overall record in 1983-84, laying the groundwork for a resurgence in Stanford basketball. During that time, they recruited four players who were drafted by the NBA, including Todd Lichti, who finished his career as Stanford's all-time leading scorer with 2,336 career points.

After four seasons on the West Coast, Pearl followed Davis to Iowa in 1986. Over the course of the next six seasons, the Hawkeyes received five NCAA Tournament berths while compiling a 129-63 overall record. In 1987, the Hawkeyes recorded a 30-5 mark and advanced to the Elite Eight before falling to UNLV. And in 1988, Pearl was recognized as one of the top Division I assistants in the country by Basketball Weekly while helping direct the Hawkeyes to the Sweet Sixteen.

His six seasons in Iowa City helped produce 11 NBA draft picks for the Hawkeyes, including Brad Lohaus, Kevin Gamble, B.J. Armstrong, Roy Marble and Acie Earl.

"From the time I met him he was able to get the most out of me as a player," Lohaus said. "He understood my personality and knew how to motivate me. He believed in me when others did not.

"He still stays in touch, offering his friendship and advice."

These 14 seasons with Davis provided Pearl a foundation of basketball knowledge that enabled him to move on to a head coach position.

"I feel like I had a great mentor in Dr. Tom Davis," Pearl said. "If you're any good at anything, chances are you had somebody pretty good who taught you how to do it. I had the pleasure of being by his side for 14 years. He was a brilliant defensive strategist. He taught me how to press and how to run, but more than anything else, he taught me how to work with young people, how to be patient, how to be disciplined and how to get the most out of them, even more than they ever dreamed they could have."

Pearl's first head coaching opportunity came at Southern Indiana, a Division II school located in Evansville, Ind.

Inheriting a team that had won only 10 games the previous season, Pearl's first squad at USI posted a 22-7 record and advanced to the NCAA Tournament. That first season was a precursor of things to come for the school. Over the next nine seasons, the Screaming Eagles posted a 231-46 (.834) record and won four Great Lakes Valley Conference championships.

They received NCAA Tournament bids in each of Pearl's nine seasons and advanced to the Sweet Sixteen six times. USI experienced unparal-

led postseason success under Pearl's guidance. The Screaming Eagles won a national championship in 1995 and finished second in 1994. In nine postseason appearances, USI won 16 NCAA Tournament games.

After winning the national championship in 1995, Pearl was named the National Association of Basketball Coaches (NABC) Division II Coach of the Year. Twice (1993 and 1994) he was named the Great Lakes Valley Conference Coach of the Year, and in 2000, he garnered NABC Great Lakes Region Coach of the Year honors.

Late in the 2000 season, Pearl earned his 200th career win, making him the fastest coach in NCAA history to reach the 200-victory mark at one school. Needing just 240 games, Pearl easily broke the record of 250 that had been held by North Carolina State's Everett Case.

In Pearl's four years as head coach at UW-Milwaukee, the Panthers won a pair of Horizon League regular-season titles (2004 and 2005) and two Horizon League Tournament championships (2003 and 2005). They advanced to Division I postseason play for the first time in school history, making two NCAA Tournament appearances (2003 and 2005) and receiving an NIT bid (2004).

In 2005, Pearl led the Panthers to the most successful season in school history. In addition to winning regular season and conference tournament titles, UWM made its first-ever appearance in the Sweet Sixteen.

Pearl's 51-13 (.797) record in Horizon League games gave him the best winning percentage of any coach in league history. He became the second-fastest coach to win 300 career games with a 73-56 win over Loyola Jan. 8, 2005.

A native of Boston, Mass., Pearl received his bachelor's degree in business administration from Boston College in 1982, graduating cum laude. Pearl has two daughters, Jacqui and Leah, and two sons, Steven and Michael. He is married to the former Brandy Miller of Sevierville, Tenn.





PEARL POINTS

- 6 National Coach of the Year Awards
- 2006 Basketball Times, CBSsportsline, Sporting News National Coach of the Year
 - 2008 SEC Co-Coach of the Year
 - 2008 Rupp Cup Co-winner
- 2006 & 2008 AP SEC Coach of the Year

• Became the 21st fastest coach to 500 wins in his 691st game in Auburn's 78-74 win over LSU on Jan. 19, 2017. Reached the historic mark between a pair of Hall of Famers, just behind Lute Olson and ahead of Nolan Richardson.

• Enters his 23rd season in 2017-18, averaging 23.0 wins per season.

• Has advanced to postseason play in 18 of 22 years as a head coach

• Set single-season wins records at three different schools (29 at Southern Indiana in 1995; 26 at Wisconsin-Milwaukee in 2005; 31 at Tennessee in 2008)

• Bruce Pearl's teams have led their conference in scoring 16 of the 22 years that he has been a head coach. His squads were the SEC's scoring champion in four of his six seasons at Tennessee, averaging 77.4 ppg while allowing 70.5 ppg.

• One of just seven active head coaches who has led his teams to at least 10 NCAA Sweet 16 appearances (10 total)

• Auburn and Bruce Pearl had ranked as high as the No. 2 ranked recruiting class in 2017 before Austin Wiley enrolled in December, No. 25 in 2016, No. 15 in 2015 and No. 32 in 2014

• Bruce Pearl is ranked second in the SEC among current head coaches in career winning percentage (.718), fifth in winning percentage as a SEC head coach (.622), fifth in average wins per year as a SEC head coach (21.0) and fifth in SEC games only winning pct. (.540, 81-70)

• Bruce Pearl's 506-199 (.718) overall record is the second-best winning percentage out of the 14 current SEC head coaches

• Bruce Pearl's 189-115 (.622) record as a SEC head coach is the third-best winning percentage out of the current SEC head coaches

• Auburn has the second most improved RPI in the SEC behind South Carolina from a 5-year average prior to Pearl compared to a 3-year average in his three years at Auburn with an improvement of 52.5 spots

• Under Bruce Pearl, Auburn has graduated 18-of-19 in Malcolm Canada, Chris Denson, Asaiah Dixon-Tatum, KT Harrell, Allen Payne, Cinmeon Bowers, Jordon Granger, Josh Dollard, Dylan Spencer, C.J. Holmes, Jonathan Walker, Tahj Shamsid-Deen, Devin Waddell, T.J. Dunans, LaRon Smith, Ronnie Johnson and Frankie Sullivan.

• Since Pearl arrived, Auburn leads the SEC with 18 graduates from May 2014-May 2017 with two seasons of perfect 1000 APR scores.

• Auburn has had seven SEC First-Year Academic Honor Roll members the last two seasons in Cinmeon Bowers, Patrick Keim, Antoine Mason, K.C. Ross-Miller, Cole Stockton, Cole Blackstock and Trey Tate.

• In 2016-17, Auburn went 18-14 overall, its first winning season since 2009, and the Tigers were the only team in the nation with freshmen as their top four leading scorers in Mustapha Heron (15.2), Danjel Purifoy (11.5), Jared Harper (11.4) and Austin Wiley (8.8). Freshmen started 110 games, breaking the school record.

• The Tigers broke the school single-season 3-pointers record with 289, a mark that stood for 21 years, while the Tigers ranked second in the SEC and 32nd nationally averaging 80.4 points per game

• Auburn tied an SEC record with 21 made 3-pointers vs. Coastal Carolina on Dec. 15 ... with only 42 attempts. Kentucky (1990) and Arkansas (1997) also made 21 treys in a game

• Auburn swept three teams in Alabama, LSU and Missouri for the first time since 2008-09, marking the first time sweeping the Crimson Tide since that same season

• Auburn had six true road wins for the first time since the SEC Champion Tigers in 1998-99, winning at Alabama, NIT Champion TCU, UConn, LSU, Missouri and UAB. The Tigers went 3-0 vs. the Big 12 Conference with wins over Oklahoma, Texas Tech and TCU.

• During July 2017, Austin Wiley was the only player on the United States to average a double-double with 10.3 points and 10.9 rebounds per game as the team medaled in the FIBA U19 World Cup in Cairo, Egypt. Incoming freshman Chuma Okeke was a finalist for the team and had to withdraw because of injury. Auburn and Kentucky were the only teams with two finalists

• Mustapha Heron was Auburn's first Freshman All-SEC selection since 2007 after breaking the Auburn freshman record by scoring in double figures in his first 25 games

• Pearl took the Tigers to an incredible 11-day tour of Italy in August 2017 in which the team went a perfect 4-0

• In 2015-16, for the first time in 48 years since 1967-68, Auburn defeated Kentucky, Alabama, Tennessee, Georgia and Arkansas in the same season.

Hometown.....Boston, Mass.
High School.....Sharon
Alma Mater Boston College '82

17 NCAA Tournament Appearances (26-16)
10 Sweet Sixteens
1 Elite Eight

7 Regular-season conference championships (4 GLVC, 2 Horizon, 1 SEC)

Fastest Active Coaches To 400 Wins

Coach, Current School	Games	Season	Record
Roy Williams, North Carolina	496	15th	400-96
Bruce Pearl, Auburn	509	17th	400-109

SEC's 2nd overall winning % as NCAA head coach

John Calipari	.773	652-191
Bruce Pearl	.718	506-199
Michael White	.700	149-64
Bryce Drew	.688	143-65
Will Wade	.669	91-45
Mike Anderson	.656	328-172
Rick Barnes	.645	635-349
Ben Howland	.643	431-239
Mark Fox	.625	268-161
Andy Kennedy	.625	255-153
Frank Martin	.625	213-128
Cuonzo Martin	.608	186-120
Billy Kennedy	.553	326-264
Avery Johnson	.552	37-30

SEC's 5th overall winning % as a SEC head coach

John Calipari	.825	249-53
Michael White	.667	48-24
Mike Anderson	.634	128-74
Andy Kennedy	.626	234-140
Bruce Pearl	.622	189-115
Cuonzo Martin	.606	63-41
Billy Kennedy	.586	99-70
Frank Martin	.564	96-74
Avery Johnson	.552	37-30
Mark Fox	.551	145-118
Bryce Drew	.543	19-16
Ben Howland	.476	30-33
Rick Barnes	.470	31-35
Will Wade	.000	0-0





- Auburn defeated Kentucky and Alabama in back-to-back games for the first time since 1967 in 2016 and for only the third time in its 110 seasons of basketball

- Auburn snapped an 18-game losing streak to Kentucky in a 75-70 win over the No. 13 Wildcats on Jan. 16, 2016

- Auburn snapped its 15-game losing streak to ranked teams against No. 13 Kentucky on Jan. 16, 2016

- Auburn snapped an 8-game losing streak to Tennessee in 83-77 win on Jan. 2, 2016

- Auburn snapped an 8-game losing streak to Arkansas and a 5-game losing streak in Fayetteville in a 90-86 win on Feb. 17, 2016. Auburn entered the game 2-19 in Bud Walton Arena and now Bruce Pearl is 1-0 with the Tigers there.

- Auburn sold out of season tickets for the third straight time in 2016-17, all under Pearl, to continue the school record streak. Prior to Pearl, the only other time the Tigers sold out of season tickets came in the 1999-2000 season.

- Auburn averaged 8,216 in its 15 home games in 2015-16, which is 90 percent capacity at Auburn Arena. Auburn ranked second in the SEC in percent capacity behind Kentucky for the second straight season.

- Auburn sold out of season tickets in 2014-15 for the first time since 1999-2000 and was ranked second nationally in Div. I average home attendance increase. Auburn's increase of 2,002 was its largest in 15 years. The top four ranked teams in NCAA Div. I average home attendance increase for 2014-15 include North Carolina State at 2795, Auburn 2002, Virginia 1972 and Utah 1790. The other three teams were NCAA Tournament participants.

- Auburn averaged 7,825 in 17 home games in 2014-15 at Auburn Arena, the most since the 2001-02 season. Auburn ranked third in the SEC in attendance capacity at 87.5 percent in 2014-15.

- In the last three years, Auburn's non-conference strength of schedule has an average rank of 63, was ranked 107 in 2016-17, 29 in 2015-16 and 54 in 2014-15 compared to 262 and 303 in the two seasons prior to Pearl

- Auburn's 119 points scored vs. Northwestern State on Nov. 27, 2015, were the fourth most in school history, and Auburn's 72 points in the second half were the third most in school history. Auburn's 17 made 3-pointers were one shy of the school record.

- In 22 years as a head coach, Bruce Pearl's teams have finished either first or second in conference play 15 times. In six years at Tennessee, he won the SEC East outright or tied for it three times and finished second once. In four years at Milwaukee, he was in the top two all four years (two first-place finishes). In nine years at Southern Indiana, he finished first four times and second three times.

- Led Tennessee to an average of 25.2 wins per season, an average year-end RPI of 8 and 6 straight NCAA Tournament appearances

- Reached the NCAA Tournament Elite 8 in 2010 and played in four Sweet 16s in 2005, 2007, 2008 and 2010

- Reached the NCAA Tournament Sweet 16 or better in four of last nine years as a head coach

- In the 2015 SEC Tournament, Auburn won three games in three days for the first time in 30 years and reached the semifinals for the first time since 2009. The Tigers defeated Mississippi State and two postseason teams Texas A&M (NIT) and LSU (NCAA) before falling to undefeated Kentucky.

- Auburn defeated five NCAA Tournament teams last season: LSU (twice), Xavier, Georgia and Texas Southern

- It took Auburn just three games under Bruce Pearl to score 100 points in a 105-point output against Louisiana, a feat that hadn't been accomplished since 2003 vs. Grambling State, a span of 340 games.

- Pearl led Tennessee to its first-ever No. 1 national ranking after the Vols upset top-ranked Memphis at the FedExForum in February 2008

- On Nov. 17, 2009, Pearl was able to record victory number 100 at Tennessee, the second-fastest UT coach to reach the century mark, as his team defeated UNC-Asheville 124-49. The 124-point total was the most ever scored by Tennessee in a regular season game. Tennessee's 34 assists also set a school record and its 16 3-pointers tied another.

- On Jan. 10, 2010, Tennessee defeated the #1 ranked Kansas in Knoxville, 74-68. This was the first time that Tennessee defeated a #1 ranked team at Thompson-Boling Arena.

- On March 26, 2010, Tennessee advanced to its first Elite 8 in school history with a 76-73 defeat of Ohio State. On March 28, the Volunteers narrowly missed a trip to the Final Four, losing 70-69 to Michigan State in the Midwest Regional Final in St. Louis.

- Tennessee's 65 regular season SEC wins from 2006-07 to 2010-11 were the most in the SEC over that period.

- Tennessee under Coach Pearl won the 2008 SEC Championship with a 14-2 record and finished with the second-best record in the SEC in his first two years at Tennessee. It was Tennessee's first outright SEC Championship in 41 years.

- At the Division I level, Pearl's teams have topped the 100-point mark 17 times, including a high of 124 in 2009 as well as 121 in the 2007 NCAA Tournament. In his second year as a coach at Southern Indiana the team averaged 101.7 ppg.

- Has as coached a league's leading scorer three

Bruce Pearl has a record of .532 against SEC opponents (91-80)

School	Rec.	School	Rec.
S. Carolina	13-4	Florida	8-8
Georgia	12-7	Vanderbilt	8-8
LSU	9-5	Missouri	3-4
Miss. State	7-4	Ole Miss	5-7
Auburn	5-2	Kentucky	5-12
Alabama	8-6	Texas A&M	1-4
Arkansas	6-5	Tennessee	1-4

times:
 KT Harrell, Auburn, 18.5 ppg - 2015
 Dylan Page, UWM, 20.9 ppg - 2004
 Chris Lofton, UT, 20.8 ppg - 2007

- Tennessee won 37 straight home games under Coach Pearl, eclipsing the previous record of 33 from 1966-68.

- Tennessee was ranked in the top five nationally in attendance in each of Coach Pearl's six seasons in Knoxville.

- In 2005-06, Tennessee had the largest increase in attendance in the nation (5,504 per game) to rank fifth nationally with an average of 17,954

- Bruce Pearl has raised \$1 million in only four golf tournaments at Auburn.

Pearl and his wife, Brandy, have remarkably raised \$770,000 in the last three years benefiting Children's Harbor in Birmingham through the Bruce Pearl Fore the Children Golf Classic. The mission of Children's Harbor is to help children with serious illness and their families.

Over \$200,000 was raised in the Bruce, Barkley & Basketball Golf Classic Oct. 23-24, 2016, benefiting the Auburn Basketball program.

- Pearl started **AUTLIVE** at Auburn in 2015-16 to benefit cancer patients in the fight to beat cancer. **AUTLIVE** raises the awareness of cancer prevention and detection while t-shirt sales and donations raise money to benefit cancer patients.

He initiated the **OUTLIVE** program in 2009 at Tennessee in recognition of former Vol Chris Lofton, who beat testicular cancer through early diagnosis and treatment and went on to play the entire 2007-08 season while recovering from his battle with the disease.

- Pearl donated \$250,000 to the Auburn University comprehensive campaign in September 2016, helping push it over the ambitious \$1 billion goal ahead of schedule.

- The Bruce Pearl Family Foundation in conjunction with L5 Foundation, an organization dedicated to addressing the essential and basic needs of cancer patients, donated \$20,000 to five charities in a ceremony in Knoxville in August 2015. Pearl accepted a \$10,000 donation to an endowed scholarship in his name to Camp Koinonia, an outdoor education program for children with disabilities.

- The Pearl family announced on Feb. 27, 2007, a \$100,000 donation to endow a scholarship in the name of former Tennessee player Dane Bradshaw. The Dane Bradshaw Athletic Scholarship Endowment is awarded to the male or female student-athlete at UT who best epitomizes the characteristics of the 2006-07 senior captain.



- Every Tennessee player who played under Coach Pearl for four years graduated
- Tennessee had 31 SEC Academic Honor Roll selections in Coach Pearl's six seasons. Nine members of the basketball team (more than half the squad) earned SEC Academic Honor Roll recognition in 2006-07.
- Pearl took over as head coach of UW-Milwaukee in 2001. In just four seasons, he compiled 86 wins (including a school-record 26 in 2005, and a new Horizon League record for winning percentage) and led Milwaukee to its first NCAA Tournament appearances in 2003 and 2005. Pearl led them to the Horizon League tournament title in both of those years. He also led the school to its first ever NIT bid, as well as its first-ever NCAA D-I postseason victory, in 2004. Milwaukee's 2005 NCAA Tournament run capped the best season in school history, as the Panthers won both the regular season and conference tournament titles, defeating the Detroit Titans in the championship game. Using an intense full-court press, the Panthers scored two upsets in three days over Alabama and Boston College en route to the Sweet Sixteen. The Panthers finished their season 26-6 and were ranked in the coaches' poll at the end of the season for the first time ever (# 23). Pearl left UWM after the 2005 season, his fourth, as the Horizon League's leader in all-time winning percentage (51-13, 79.7%).
- In 1992, Pearl got his first head-coaching job, at the University of Southern Indiana. He inherited a Screaming Eagles team that had won just 10 games in the previous season. Pearl posted a 22-7 record in his first season, and led the Eagles to nine straight NCAA D-II tournaments in addition to winning four Great Lakes Valley Conference titles.
- In 1994, USI finished with a 28-4 record en route to a loss in the D-II championship game; in 1995, the Eagles won 29 games and claimed the D-II championship. A team from the GLVC played for the National Championship every year after his first season at USI. Pearl was named the NABC Division II coach of the year after his national championship. He left USI with a 231-46 record over nine years.
- Coach Pearl was the 2009 recipient of the prestigious Knoxville Award, which recognizes individual contribution to the community through encouragement of volunteerism, philanthropy and community involvement.
- Coach Pearl was actively involved in Camp Koinonia, an outdoor education program for children ages 7-22 who have multiple disabilities. Pearl created the Bruce Pearl "Fore the Kids" Golf Tournament to benefit the camp.
- Named the 2008 "Knoxvillian of the Year" by the Knoxville Metro Pulse



Bruce Pearl vs. All Teams

Team	Totals	Home	Away	Neutral	First/Last	Team	Totals	Home	Away	Neutral	First/Last
Abilene Christian	2-0	1-0	--	1-0	1999/2000	Iowa State	0-1	--	0-1	--	2001/2001
Air Force	1-1	1-0	0-1	--	2004/2004	Kansas	1-2	1-0	0-1	0-1	2004/2010
Alabama	8-6	3-3	3-3	2-0	2005/2017	Kentucky	5-12	4-3	1-7	0-2	2006/2017
Alabama A&M	1-0	1-0	--	--	2005/2005	Kentucky State	5-1	3-0	2-1	--	1993/1995
American	1-0	--	--	1-0	2008/2008	Kentucky Wesleyan	11-16	8-2	2-12	1-2	1993/2001
Appalachian State	1-0	1-0	--	--	2005/2005	Lemoyne-Owen	1-0	1-0	--	--	1999/1999
Arkansas	6-5	3-3	2-1	1-1	2006/2017	Lewis	15-3	10-0	4-3	1-0	1993/2001
Arkansas-Monticello	1-0	1-0	--	--	2007/2007	Lincoln	1-0	1-0	--	--	1999/1999
Armstrong State	1-0	1-0	--	--	1998/1998	Lipscomb	1-0	1-0	--	--	2005/2005
Ashland	6-0	3-0	3-0	--	1993/1995	Long Beach State	1-0	--	--	1-0	2007/2007
Auburn	5-2	3-0	1-2	1-0	2006/2011	Louisiana-Lafayette	5-0	4-0	1-0	--	2005/2014
Austin Peay	1-0	1-0	--	--	2009/2009	LSU	9-5	3-3	4-1	2-1	2006/2017
Bellarmino	19-1	10-1	7-0	2-0	1993/2001	Louisville	0-2	--	0-1	0-1	2001/2008
Belmont	3-0	3-0	--	--	2008/2010	Loyola	8-1	4-1	4-0	--	2002/2005
Boise State	0-1	--	0-1	--	2004/2004	Maine	1-0	--	--	1-0	2002/2002
Boston College	1-1	--	--	1-1	2005/2016	Manhattan	1-1	0-1	1-0	--	2004/2004
Butler	7-4	5-1	1-2	1-1	2002/2008	Marquette	1-0	--	--	1-0	2008/2008
UC-Riverside	1-0	--	--	1-0	1995/1995	Mars Hill	1-0	1-0	--	--	1996/1996
Cal State-Bakersfield	0-1	--	--	0-1	1994/1994	Memphis	4-2	3-1	1-1	--	2006/2011
Cal State-San Bernardino	1-0	--	--	1-0	1996/1996	Mercer	2-0	2-0	--	--	2015/2016
Cameron	1-0	--	--	1-0	1994/1994	Michigan	0-1	--	--	0-1	2011/2011
Campbelsville	1-0	1-0	--	--	1993/1993	Michigan State	0-1	--	--	0-1	2010/2010
Central Oklahoma	1-1	0-1	--	1-0	1995/1997	Michigan Tech	1-0	--	--	1-0	2000/2000
Central Washington	0-1	--	--	0-1	1999/1999	Middle Tennessee	6-1	4-0	2-1	--	2006/2015
Charleston	1-0	1-0	--	--	1995/1995	Milwaukee	1-0	1-0	--	--	2014/2014
Charlotte	1-1	1-0	0-1	--	2010/2010	Minnesota-Duluth	1-0	1-0	--	--	1997/1997
Chicago State	2-0	1-0	1-0	--	2001/2003	Mississippi State	7-4	3-2	3-1	1-1	2006/2017
Clemson	0-1	--	0-1	--	2014/2014	Mississippi Valley State	2-0	1-0	1-0	--	2002/2002
Cleveland State	7-1	4-0	3-1	--	2002/2005	Missouri	3-4	2-0	1-3	0-1	1992/2017
Coastal Carolina	2-1	1-1	1-0	--	2014/2016	Missouri-St. Louis	9-0	4-0	5-0	--	1996/2001
College of Charleston	1-1	1-1	--	--	2009/2010	Missouri Southern State	1-1	1-1	--	--	1993/2000
Colorado	0-3	0-1	0-2	--	2001/2015	Missouri State	1-0	1-0	--	--	2010/2010
Columbus State	1-0	--	--	1-0	1997/1997	Montana	1-0	1-0	--	--	2003/2003
Concordia-St. Paul	2-0	2-0	--	--	2001/2003	Murray State	2-0	1-0	--	1-0	2005/2006
Connecticut	0-1	--	--	0-1	2011/2011	Nebraska-Omaha	1-0	--	--	1-0	2001/2001
Coppin State	1-0	1-0	--	--	2006/2006	New Hampshire	2-0	--	--	2-0	1994/1995
Denver	1-0	--	--	1-0	1996/1996	New Mexico	1-0	--	--	1-0	2015/2015
DePaul	1-0	--	--	1-0	2009/2009	Norfolk State	1-0	--	--	1-0	1995/1995
Detroit	8-2	3-1	4-1	1-0	2002/2005	North Alabama	1-0	1-0	--	--	2014/2014
East Carolina	1-0	--	--	1-0	2009/2009	North Carolina	0-1	--	--	0-1	2006/2006
Eastern Kentucky	2-0	2-0	--	--	2005/2016	North Carolina A&T	2-0	2-0	--	--	2007/2009
East Tennessee State	3-0	3-0	--	--	2005/2009	North Carolina State	0-1	--	0-1	--	2003/2003
Ferris State	2-0	2-0	--	--	1999/2000	North Florida	1-0	1-0	--	--	2016/2016
Florida	8-8	5-2	3-5	0-1	2006/2017	Northern Kentucky	15-7	7-2	4-4	4-1	1993/2001
Florida International	1-0	--	--	1-0	2002/2002	Northern Michigan	0-1	0-1	--	--	1993/1993
Florida Tech	1-0	1-0	--	--	1997/1997	Northern State	1-0	--	--	1-0	1997/1997
Fordham	1-0	--	--	1-0	2006/2006	Northwestern State	1-0	1-0	--	--	2015/2015
Georgetown	1-0	--	--	1-0	2008/2008	Northwood	1-0	--	--	1-0	1999/1999
Georgia	12-7	7-3	5-4	--	2002/2017	Notre Dame	0-1	--	--	0-1	2003/2003
Georgia Southern	1-0	1-0	--	--	2015/2015	Oakland	1-1	1-0	0-1	--	1997/1997
Georgia State	1-0	1-0	--	--	2016/2016	Oakland City	4-0	4-0	--	--	1997/2000
Gonzaga	1-2	0-1	--	1-1	2007/2009	Ohio	1-0	--	--	1-0	2010/2010
Grace	1-0	1-0	--	--	1995/1995	Ohio State	2-2	1-0	0-1	1-1	2007/2010
Graceland	2-0	2-0	--	--	1992/1993	Oklahoma	1-0	--	--	1-0	2016/2016
Grand Canyon	1-0	1-0	--	--	1992/1992	Oklahoma City	1-0	--	--	1-0	1995/1995
Harvard	0-1	--	--	0-1	2015/2015	Oklahoma State	1-3	0-1	--	1-2	2005/2016
Hawaii	1-1	--	1-1	--	2005/2015	Ole Miss	5-7	3-3	1-4	1-0	2006/2017
Henderson State	1-0	--	1-0	--	2000/2000	Olivet Nazarene	1-0	1-0	--	--	1996/1996
Hillsdale	1-0	--	--	1-0	1994/1995	Oregon State	1-0	--	--	1-0	2014/2014
Huntington	1-0	1-0	--	--	2000/2000	Pikeville	1-0	1-0	--	--	1997/1997
Idaho State	1-0	--	--	1-0	2003/2003	Pittsburgh	1-0	--	1-0	--	2010/2010
Illinois	0-1	--	--	0-1	2005/2005	Prairie View A&M	3-0	2-0	1-0	--	2003/2007
Illinois-Chicago	6-5	5-1	1-3	0-1	2002/2005	Puerto Rico-Mayaguez	2-0	2-0	--	--	1996/1997
Indiana-South Bend	1-0	1-0	--	--	1995/1995	Purdue	1-2	--	1-0	0-2	2005/2016
Indiana State	1-0	--	--	1-0	2002/2002	Purdue-Calumet	1-0	1-0	--	--	1995/1995
Indiana Wesleyan	1-0	1-0	--	--	1995/1995	Quincy	12-3	7-0	4-2	1-1	1992/2001
Indiana Tech	1-0	1-0	--	--	1992/1992	Rice	1-0	1-0	--	--	2004/2004
IUPUI-Fort Wayne	17-1	10-0	7-1	--	1993/2001	Saginaw Valley State	1-0	1-0	--	--	1998/1998
IUPUI-Indianapolis	2-0	1-0	1-0	--	1994/1994	San Diego State	1-0	--	--	1-0	2010/2010
Indianapolis	14-4	9-0	4-4	1-0	1993/2001	Santa Clara	0-1	--	0-1	--	2003/2003



Team	Totals	Home	Away	Neutral	First/Last
Siena	1-0	--	--	1-0	2008/2008
South Alabama	1-0	1-0	--	--	2006/2006
South Carolina	13-4	8-1	4-2	1-1	2006/2017
Texas Tech	1-0	--	--	1-0	2016/2016
USC-Spartanburg	1-0	1-0	--	--	1996/1996
South Dakota	1-0	--	--	1-0	1994/1994
South Dakota State	1-0	1-0	--	--	2004/2004
Southern Illinois	0-2	0-1	0-1	--	2003/2003
SIU Edwardsville	16-2	10-0	6-2	--	1992/2001
Southeast Missouri State	0-1	--	--	0-1	2002/2002
Southern Cal	0-2	0-1	0-1	--	2009/2010
Southwest Baptist	1-0	1-0	--	--	1993/1993
Southwest Missouri State	1-0	--	1-0	--	2002/2002
St. Francis	1-0	1-0	--	--	1997/1997
St. Joseph's	16-2	8-0	7-2	1-0	1993/2001
St. Louis	1-0	--	1-0	--	2004/2004
Stonehill	1-0	1-0	--	--	1992/1992
Tampa	1-0	1-0	--	--	1994/1994
Temple	1-1	1-0	0-1	--	2007/2008
Tennessee	1-4	1-1	0-2	0-1	2015/2017
Tennessee-Chattanooga	3-0	2-0	1-0	--	2007/2010
Tennessee-Martin	2-0	2-0	--	--	2008/2010
Tennessee Tech	1-0	1-0	--	--	2006/2006
Texas	2-1	1-0	1-0	0-1	2005/2007
Texas A&M	1-4	0-2	0-2	1-0	2015/2017
TCU	1-0	--	1-0	--	2017/2017
Texas Southern	1-0	1-0	--	--	2014/2014
Texas Tech	0-1	--	0-1	--	2014/2014
Thomas	1-0	1-0	--	--	1998/1998
Truman State	1-0	1-0	--	--	1997/1998
Tulsa	0-1	--	--	0-1	2014/2014
UAB	2-0	1-0	1-0	--	2015/2016
UConn	1-0	--	1-0	--	2016/2016
UNC Asheville	3-0	3-0	--	--	2007/2009
UNC Wilmington	1-0	--	--	1-0	2006/2006
Union	1-0	1-0	--	--	1992/1992
USC Upstate	1-0	1-0	--	--	2016/2016
Valparaiso	2-2	1-0	1-2	--	2001/2004
Vanderbilt	8-8	5-2	3-6	--	2006/2017
Villanova	1-0	--	--	1-0	2007/2007
Virginia	1-0	--	--	1-0	2007/2007
Virginia Commonwealth	1-0	--	--	1-0	2010/2010
Virginia Tech	1-0	--	--	1-0	2001/2001
Washburn	1-0	--	--	1-0	1994/1994
Wayne State	2-0	1-0	--	1-0	1993/1999
Western Kentucky	2-0	1-0	--	1-0	2006/2007
Western Michigan	0-2	0-1	0-1	--	2001/2001
West Virginia	1-0	--	--	1-0	2007/2007
Wichita State	0-1	--	--	0-1	2006/2006
Winona State	1-0	1-0	--	--	1994/1994
Winthrop	2-0	1-0	--	1-0	2006/2014
Wisconsin	0-4	0-1	0-3	--	2001/2004
Wisconsin-Green Bay	6-2	4-0	2-2	--	2002/2005
Wisconsin-Parkside	16-0	10-0	6-0	--	1993/2004
Wisconsin-Platteville	1-0	--	--	1-0	1995/1995
Wright State	8-0	4-0	4-0	--	2002/2005
Wyoming	1-0	1-0	--	--	2009/2009
Xavier	2-1	1-0	1-1	--	2007/2015
Youngstown State	7-1	4-0	3-1	--	2002/2005





YEAR-BY-YEAR AS A HEAD COACH

1992-93
Southern Indiana
(22-7, 14-4 GLVC)
NCAA DII Tournament

Opponent	Result	Location
1-Indiana Tech	W, 116-79	Evansville
1-Union	W, 104-81	Evansville
2-Stonehill	W, 93-72	Evansville
2-Grand Canyon	W, 90-74	Evansville
Graceland	W, 123-76	Evansville
at Missouri	L, 62-77	Columbia
at SIUE	W, 77-67	Edwardsville
at Quincy	L, 81-83	Quincy
Kentucky Wesleyan	W, 84-75	Evansville
Ashland	W, 121-74	Evansville
IPFW	W, 107-96	Evansville
at Kentucky State	L, 82-95	Frankfort
at Bellarmine	W, 93-82	Louisville
Saint Joseph's	W, 85-69	Evansville
Lewis	W, 81-69	Evansville
at Northern Kentucky	W, 107-79	Highland Heights
at Indianapolis	W, 81-70	Indianapolis
at IPFW	L, 87-99	Fort Wayne
at Ashland	W, 91-60	Ashland
Bellarmine	W, 105-76	Evansville
Kentucky State	W, 95-78	Evansville
at Lewis	W, 78-68	Romeoville
at Saint Joseph's	L, 73-78	Rensselaer
Indianapolis*	W, 95-83	Evansville
Northern Kentucky	W, 60-59	Evansville
SIUE	W, 86-77	Evansville
at Kentucky Wesleyan	L, 66-83	Owensboro
NCAA Tournament		
Northern Michigan	L, 85-86	Evansville
IPFW	W, 95-93	Evansville
1-Kenny Kent Classic		
2-Executive Inn National Shootout		

1993-94
Southern Indiana
(28-4, 16-2 GLVC)
NCAA DII Tournament Runner-up

Opponent	Result	Location
Graceland	W, 130-79	Evansville
Campbellsville	W, 118-100	Evansville
1-Southwest Baptist	W, 105-73	Evansville
1-Missouri Southern	L, 85-103	Evansville
at Northern Kentucky	W, 99-89	Highland Heights
at Wisconsin-Parkside	W, 121-76	Kenosha
at Indianapolis	W, 89-79	Indianapolis
at SIU-Edwardsville	W, 110-105	Edwardsville
Lewis	W, 96-92	Evansville
Saint Joseph's	W, 72-66	Evansville
at Ashland	W, 107-76	Ashland
at IUPU-Ft. Wayne	W, 85-75	Fort Wayne
Quincy	W, 106-82	Evansville
Kentucky Wesleyan	W, 102-88	Evansville
Wisconsin-Parkside	W, 112-75	Evansville
Bellarmine	W, 97-80	Evansville
Kentucky State	W, 106-71	Evansville
at Saint Joseph's	W, 92-66	Rensselaer
at Lewis	L, 75-79	Romeoville
IUPU-Ft. Wayne	W, 108-73	Evansville
Ashland	W, 120-98	Evansville
SIU-Edwardsville	W, 112-96	Evansville
at Kentucky Wesleyan	L, 87-94	Owensboro
at Kentucky State	W, 105-89	Frankfort
at Bellarmine	W, 96-89	Louisville
Northern Kentucky	W, 112-83	Evansville
Indianapolis	W, 113-74	Evansville
NCAA Tournament		
Kentucky Wesleyan	W, 78-67	Evansville
Wayne State	W, 112-84	Evansville
vs. South Dakota	W, 98-77	Springfield
vs. New Hampshire	W, 111-89	Springfield
vs. Cal St. Bakersfield	L, 86-92	Springfield
1-Kenny Kent Toyota National Shootout		

1994-95
Southern Indiana
(29-4, 15-3 GLVC)
NCAA DII National Champion

Opponent	Result	Location
IUPU-Indianapolis	W, 117-99	Evansville
at IUPU-Indianapolis	W, 89-83	Indianapolis
1-Winona State	W, 92-79	Evansville
1-Tampa	W, 107-101	Evansville
at SIU-Edwardsville	L, 105-124	Edwardsville
Northern Kentucky	L, 90-96	Evansville
2-vs. Cameron	W, 89-79	Las Vegas
2-vs. Washburn*	W, 96-68	Las Vegas
Indianapolis	W, 125-88	Evansville
at Lewis	W, 100-72	Romeoville
at Saint Joseph's	W, 81-74	Rensselaer
SIU-Edwardsville	W, 109-90	Evansville
Kentucky Wesleyan	W, 117-83	Evansville
Kentucky State	W, 114-82	Evansville
Bellarmine	W, 70-64	Evansville
at Ashland	W, 85-71	Ashland
at IUPU-Ft. Wayne	W, 97-90	Fort Wayne
Saint Joseph's	W, 77-57	Evansville
Lewis	W, 114-81	Evansville
Purdue-Calumet	W, 126-66	Evansville
at Kentucky Wesleyan	L, 90-97	Owensboro
at Bellarmine*	W, 76-72	Louisville
at Kentucky State	W, 105-63	Frankfort
IUPU-Ft. Wayne	W, 98-90	Evansville
Ashland	W, 86-74	Evansville
at Northern Kentucky	L, 97-101	Highland Heights
at Indianapolis	W, 99-89	Indianapolis
NCAA Tournament		
vs. Hillsdale	W, 95-86	Cincinnati
vs. Kentucky Wesleyan	W, 102-67	Cincinnati
vs. Northern Kentucky	W, 102-94	Cincinnati
vs. New Hampshire	W, 108-93	Louisville
vs. Norfolk State	W, 89-81	Louisville
vs. Calif-Riverside	W, 71-63	Louisville
1-Kenny Kent Toyota National Shootout		
2-High Desert Classic		

1995-96
Southern Indiana
(25-4, 18-2 GLVC)
NCAA DII Tournament Sweet 16

Opponent	Result	Location
1-vs. Oklahoma City	W, 117-98	Fairbanks
1-vs. Wisconsin-Platteville	W, 85-62	Fairbanks
2-Charleston	W, 101-78	Evansville
2-Central Oklahoma	L, 114-116	Evansville
Indiana Wesleyan	W, 99-66	Evansville
Grace	W, 93-62	Evansville
at Lewis*	W, 109-103	Romeoville
at Wisconsin-Parkside	W, 84-62	Kenosha
SIU-Edwardsville	W, 109-83	Evansville
Northern Kentucky	W, 99-66	Evansville
Indiana-South Bend	W, 105-65	Evansville
at Saint Joseph's	L, 80-82	Rensselaer
at IUPU-Ft. Wayne	W, 96-60	Fort Wayne
Quincy	W, 116-87	Evansville
Lewis	W, 105-79	Evansville
Kentucky Wesleyan	W, 90-73	Evansville
at Indianapolis	L, 83-86	Indianapolis
at Northern Kentucky	W, 103-102	Highland Heights
Bellarmine	W, 84-69	Evansville
Wisconsin-Parkside	W, 91-77	Evansville
Saint Joseph's	W, 75-67	Evansville
at SIU-Edwardsville	W, 95-84	Edwardsville
at Quincy	W, 98-84	Quincy
at Bellarmine	W, 88-64	Louisville
at Kentucky Wesleyan	W, 81-65	Owensboro
IUPU-Ft. Wayne	W, 103-69	Evansville
Indianapolis	W, 96-73	Evansville
NCAA Tournament		
Indianapolis	W, 75-71	Evansville
Northern Kentucky	L, 87-99	Evansville
1-Alaska Tournament of Champions		
2-Kenny Kent Toyota National Shootout		

1996-97
Southern Indiana
(23-5, 16-4 GLVC)
GLVC Champions
NCAA DII Tournament First Round

Opponent	Result	Location
Puerto Rico-Mayaguez	W, 120-60	Evansville
Missouri-St. Louis	W, 92-65	Evansville
Olivet Nazarene	W, 93-75	Evansville
1-Mars Hill	W, 108-94	Evansville
1-USC-Spartanburg	W, 81-68	Evansville
2-vs. CSU San Bernardino	W, 96-86	Las Vegas
2-vs. Denver	W, 102-82	Las Vegas
Quincy	W, 103-79	Evansville
at Lewis	L, 83-86	Romeoville
at Wisconsin-Parkside	W, 91-73	Kenosha
at IU-Edwardsville	W, 86-66	Edwardsville
at Saint Joseph's	W, 90-68	Rensselaer
Bellarmine	W, 99-79	Evansville
Kentucky Wesleyan	W, 104-96	Evansville
at Northern Kentucky	L, 79-96	Highland Heights
at Indianapolis	L, 86-91	Indianapolis
at Quincy	W, 76-68	Quincy
at Missouri-St. Louis	W, 95-68	St. Louis
Pikeville	W, 93-53	Evansville
Wisconsin-Parkside	W, 74-58	Evansville
Lewis	W, 77-75	Evansville
SIU-Edwardsville	W, 83-82	Evansville
IUPU-Ft. Wayne	W, 96-61	Evansville
Bellarmine	W, 65-60	Evansville
at Kentucky Wesleyan	L, 71-74	Owensboro
Indianapolis*	W, 88-83	Evansville
Northern Kentucky*	W, 116-111	Evansville
NCAA Tournament		
vs. Quincy***	L, 118-125	Indianapolis
1-USI National Shootout		
2-High Desert Classic		

1997-98
Southern Indiana
(27-6, 14-4 GLVC)
NCAA DII Tournament Sweet 16

Date	Opponent	Result	Location
N14	1-vs. Cent. Okla.	W, 102-100	Orlando
N15	1-vs. Northern St.***	W, 134-125	Orlando
N16	1-vs. Columbus State	W, 86-85	Orlando
N18	Puerto Rico-Mayaguez	W, 105-59	Evansville
N21	2-Oakland	W, 92-68	Evansville
N22	2-Florida Tech	W, 74-56	Evansville
D4	IUPU-Ft. Wayne	W, 104-97	Evansville
D6	Saint Joseph's	W, 87-81	Evansville
D9	Oakland City	W, 84-63	Evansville
D13	Truman State	W, 92-85	Evansville
D20	St. Francis	W, 117-87	Evansville
D22	Minnesota-Duluth	W, 100-56	Evansville
J2	at Bellarmine*	W, 85-84	Louisville
J4	at Ky. Wesleyan	L, 80-85	Owensboro
J8	at SIU-Edwardsville	L, 86-96	Edwardsville
J10	Quincy	W, 91-71	Evansville
J15	Lewis	W, 82-60	Evansville
J17	Wisconsin-Parkside	W, 91-64	Evansville
J22	at Northern Ky.	L, 75-87	Highland Heights
J24	at Indianapolis	W, 102-90	Indianapolis
J29	SIU-Edwardsville	W, 84-74	Evansville
J31	at Mo.-St. Louis	W, 92-73	St. Louis
F5	Bellarmine	L, 74-89	Evansville
F7	Kentucky Wesleyan	W, 93-85	Evansville
F12	at Saint Joseph's	W, 110-80	Rensselaer
F14	at IPFW	W, 84-65	Ft. Wayne
F19	Missouri-St. Louis	W, 100-74	Evansville
F21	at Quincy	W, 109-95	Quincy
GLVC Tournament			
F24	Bellarmine	W, 102-76	Evansville
F27	vs. Northern Ky.	W, 79-78	Owensboro
F28	at Ky. Wesleyan	L, 81-94	Owensboro
NCAA Tournament			
M6	vs. Northern Ky.	W, 81-66	Owensboro
M7	at Ky. Wesleyan	L, 79-98	Owensboro
1-Disney DII Tip-Off Classic			
2-National Shootout			



1998-99
Southern Indiana
(26-6, 18-4 GLVC)
NCAA DII Tournament Sweet 16

Date	Opponent	Result	Location
N13	Thomas College	W, 113-60	Evansville
N20	1-Saginaw Valley State	W, 72-67	Evansville
N21	1-Armstrong State	W, 105-78	Evansville
N28	at Lewis	W, 74-65	Romeoville
N30	at Wisconsin-Parkside	W, 69-61	Kenosha
D3	Northern Kentucky	W, 97-76	Evansville
D5	Indianapolis	W, 80-63	Evansville
D12	at SIU-Edwardsville	W, 88-65	Edwardsville
D16	Oakland City	W, 85-69	Evansville
J2	Bellarmine	W, 54-47	Evansville
J4	Kentucky Wesleyan	L, 54-64	Evansville
J6	at Missouri-St. Louis	W, 85-64	St. Louis
J9	at Quincy	L, 76-99	Quincy
J14	Saint Joseph's	W, 99-63	Evansville
J16	IUPUI-Ft. Wayne	W, 97-79	Evansville
J21	at Indianapolis	L, 71-75	Indianapolis
J23	at Northern Kentucky	W, 79-74	Highland Hgts
J28	Wisconsin-Parkside	W, 74-62	Evansville
J30	Lewis	W, 81-71	Evansville
F4	at IUPUI-Ft. Wayne	W, 81-73	Ft. Wayne
F6	at Saint Joseph's	W, 98-79	Rensselaer
F9	SIU-Edwardsville	W, 78-68	Evansville
F11	Quincy	W, 80-46	Evansville
F13	Missouri-St. Louis	W, 85-76	Evansville
F18	at Kentucky Wesleyan	L, 89-112	Owensboro
F20	at Bellarmine	W, 76-58	Louisville
GLVC Tournament			
F25	Quincy	W, 83-61	Evansville
F26	Lewis	W, 68-67	Evansville
F27	Kentucky Wesleyan	L, 84-95	Evansville
NCAA Tournament			
M4	vs. Northwood	W, 89-79	Owensboro
M5	vs. Wayne State	W, 72-69	Owensboro
M6	at Kentucky Wesleyan	L, 64-76	Owensboro
1-National Shootout			

1999-2000
Southern Indiana
(23-6, 17-3 GLVC)
NCAA DII Tournament Sweet 16

Date	Opponent	Result	Location
N22	Lemoyne-Owen	W, 89-80	Evansville
D2	at IPFW	W, 101-86	Fort Wayne
D4	at St. Joseph's	W, 106-84	Rensselaer
D8	Oakland City	W, 97-81	Evansville
D11	at SIU-Edwardsville	W, 84-81	Edwardsville
D18	1-vs. Abilene Chr.	W, 89-64	Las Vegas
D19	1-vs. Cent. Wash.	L, 78-93	Las Vegas
D30	Ferris State	W, 99-49	Evansville
J3	Lincoln	W, 117-59	Evansville
J6	at Mo.-St. Louis	W, 96-69	St. Louis
J8	Quincy	W, 96-93	Evansville
J13	Lewis	W, 94-82	Evansville
J15	Wisconsin-Parkside	W, 78-52	Evansville
J20	Bellarmine	W, 84-73	Evansville
J22	Kentucky Wesleyan**	W, 93-92	Evansville
J27	at Northern Ky.	L, 78-87	Highland Hgts
J29	at Indianapolis*	L, 77-80	Indianapolis
F3	St. Joseph's	W, 117-112	Evansville
F5	IPFW	W, 102-93	Evansville
F10	at Wisc.-Parkside	W, 61-52	Kenosha
F12	at Lewis	L, 66-75	Romeoville
F15	SIU-Edwardsville	W, 86-62	Evansville
F17	at Ky. Wesleyan	W, 81-78	Owensboro
F19	at Bellarmine	W, 93-78	Louisville
F24	Indianapolis	W, 84-80	Evansville
F26	Northern Kentucky	W, 75-60	Evansville
GLVC Tournament			
M2	Bellarmine	W, 87-81	Evansville
M3	Northern Kentucky	W, 100-89	Evansville
M4	Kentucky Wesleyan	L, 88-90	Evansville
NCAA Tournament			
M11	vs. Michigan Tech	W, 83-66	Owensboro
M12	at Ky. Wesleyan	L, 79-88	Owensboro
1-High Desert Classic			

2000-01
Southern Indiana
(26-4, 18-2 GLVC)
NCAA DII Tournament First Round

Date	Opponent	Result	Location
N18	Huntington	W, 106-88	Evansville
N25	Mo Southern St	W, 81-72	Evansville
N30	IPFW	W, 94-81	Evansville
D2	Saint Joseph's	W, 80-71	Evansville
D5	at Henderson State	W, 69-57	Arkadelphia
D9	at SIU-Edwardsville	W, 99-78	Edwardsville
D16	Oakland City	W, 95-65	Evansville
D19	Abilene Christian	W, 91-64	Evansville
D29	Ferris State	W, 120-100	Evansville
J4	at Indianapolis	W, 92-74	Indianapolis
J6	Northern Kentucky	W, 90-75	Evansville
J11	at Quincy	W, 88-66	Quincy
J15	at Mo.-St. Louis	W, 84-69	St. Louis
J18	Lewis	W, 82-70	Evansville
J20	Wisconsin-Parkside	W, 87-71	Evansville
J25	at Bellarmine	W, 100-68	Louisville
J27	at Ky. Wesleyan	L, 86-97	Owensboro
F1	at Saint Joseph's	W, 109-83	Rensselaer
F3	at IPFW	W, 110-108	Ft. Wayne
F8	Missouri-St. Louis	W, 87-66	Evansville
F10	Quincy	W, 91-66	Evansville
F13	SIU-Edwardsville	W, 101-73	Edwardsville
F15	at Wisc.-Parkside	W, 87-72	Kenosha
F17	at Lewis	W, 84-70	Romeoville
F22	Kentucky Wesleyan	L, 89-91	Evansville
F24	Bellarmine	W, 113-86	Evansville
GLVC Tournament			
M1	Indianapolis	W, 81-67	Evansville
M2	Saint Joseph's	W, 91-88	Evansville
M3	Kentucky Wesleyan	L, 74-91	Evansville
NCAA Tournament			
M9	vs. Northern Ky.	L, 92-93	Owensboro

2001-02
Wisconsin-Milwaukee
(16-13, 11-5 Horizon)

Date	Opponent	Result	Location
N17	Concordia-St. Paul	W, 77-63	Milwaukee
N21	at Western Michigan	L, 80-81	Kalamazoo
N24	at Valparaiso	L, 69-82	Valparaiso
N30	1-at Iowa State	L, 62-71	Ames
D1	1-vs. Neb.-Omaha	W, 87-68	Ames
D4	Chicago State	W, 84-47	Milwaukee
D7	2-at Louisville	L, 75-90	Louisville
D8	2-vs. Virginia Tech	W, 80-70*	Louisville
D15	Western Michigan	L, 51-59	Milwaukee
D22	Parkside	W, 91-58	Milwaukee
D27	Wisconsin	L, 79-81	Milwaukee
D30	at Colorado	L, 87-93	Boulder
J2	at Youngstown State	W, 77-55	Youngstown
J5	Green Bay	W, 63-51	Milwaukee
J10	Loyola	L, 87-91	Milwaukee
J12	UIC	W, 75-49	Milwaukee
J17	at Wright State	W, 86-80*	Dayton
J19	at Butler	W, 73-72	Indianapolis
J24	Cleveland State	W, 78-69	Milwaukee
J26	Detroit	W, 66-48	Milwaukee
J30	Butler	L, 58-59	Milwaukee
F4	at Loyola	W, 80-70	Chicago
F7	at UIC	L, 71-73	Chicago
F9	Youngstown State	W, 96-76	Milwaukee
F14	Wright State	W, 94-68	Milwaukee
F21	at Cleveland State	L, 67-69	Cleveland
F23	at Detroit	L, 61-94	Detroit
F25	at Green Bay	W, 76-66	Green Bay
Horizon League Tournament			
M2	vs. UIC	L, 63-75	Cleveland
1-Tribune Cyclone Challenge			
2-Jim Thorpe Classic			

2002-03
Wisconsin-Milwaukee
(24-8, 13-3 Horizon)
Horizon League Champions
NCAA Tournament First Round

Date	Opponent	Result	Location
N23	at Wisconsin	L, 72-83	Madison
N26	Miss Valley State	W, 77-75	Milwaukee
N28	vs. 1-SEMO	L, 75-89	New Orleans
N30	vs. 1-Indiana State	W, 71-59	New Orleans
D1	vs. 1-Maine	W, 79-63	New Orleans
D6	vs. 2-FIU	W, 61-48	Springfield
D7	at 2-SW Mo. St.	W, 86-77	Springfield
D11	Valparaiso	W, 75-61	Milwaukee
D14	at Miss. Valley State	W, 83-75	Ita Bena
D17	UW-Parkside	W, 84-70	Milwaukee
D21	Loyola	W, 100-80	Milwaukee
D28	at Georgia	L, 69-89	Athens
J2	at Detroit	W, 73-72	Detroit
J4	at Cleveland State	W, 70-58	Cleveland
J9	at UIC	L, 92-102	Chicago
J11	Youngstown State	W, 74-56	Milwaukee
J14	at Chicago State	W, 81-73	Chicago
J18	at Green Bay	L, 68-79	Green Bay
J23	Butler	W, 69-65	Milwaukee
J25	Wright State	W, 74-59	Milwaukee
F1	at Loyola	W, 92-91	Chicago
F6	Detroit	W, 61-50	Milwaukee
F8	Cleveland State	W, 86-69	Milwaukee
F10	Green Bay	W, 78-54	Milwaukee
F13	UIC	W, 81-78	Milwaukee
F15	at Youngstown State	W, 86-61	Youngstown
F22	at Southern Illinois	L, 64-66	Carbondale
F27	at Wright State	W, 98-65	Dayton
M1	at Butler	L, 74-76	Indianapolis

Horizon League Tournament

M8	UIC	W, 75-73	Milwaukee
M11	Butler	W, 69-52	Milwaukee

NCAA Tournament

M20	vs. Notre Dame	L, 69-70	Indianapolis
-----	----------------	----------	--------------

1-University Hoops Classic (New Orleans, La.)
2-Pizza Hut Classic (Springfield, Mo.)

2003-04
Wisconsin-Milwaukee
(20-11, 13-3 Horizon)

Date	Opponent	Result	Location
N22	Montana	W, 95-83	Milwaukee
N25	Concordia-St. Paul's	W, 90-62	Milwaukee
N29	Southern Illinois	L, 77-81	Milwaukee
D3	at Prairie View A&M	W, 87-70	Prairie View
D7	at N. Carolina St.	L, 71-77	Raleigh
D10	at Valparaiso	W, 86-82	Valparaiso
D13	at Wisconsin	L, 71-89	Madison
D23	UIC	W, 78-62	Milwaukee
D29	at 1-Santa Clara	L, 64-66	Santa Clara
D30	vs. 1-Idaho State	W, 85-70	Santa Clara
J2	at Air Force	L, 49-71	Colo. Springs
J5	Detroit	W, 82-74	Milwaukee
J8	Butler	W, 71-59	Milwaukee
J10	at Loyola	W, 97-87	Chicago
J15	Youngstown State	W, 80-74	Milwaukee
J17	at UW-Green Bay	W, 82-70	Green Bay
J22	at Cleveland State	W, 78-64	Cleveland
J24	at Detroit	W, 85-68	Detroit
J27	at Wright State	W, 68-54	Dayton
J31	UW-Green Bay	W, 81-70	Milwaukee
F5	at UIC	L, 82-86	Chicago
F7	Wright State	W, 72-66	Milwaukee
F12	Loyola	W, 77-71	Milwaukee
F14	at Youngstown St.	L, 84-85	Youngstown
F17	at Butler	L, 58-75	Indianapolis
F21	Manhattan Coll.	L, 76-83	Milwaukee
F28	Cleveland State	W, 88-63	Milwaukee

Horizon League Tournament

M6	vs. Detroit	W, 58-50	Indianapolis
M9	UIC	L, 62-65	Milwaukee

National Invitational Tournament

M17	Rice	W, 91-63	Milwaukee
M20	at Boise State	L, 70-73	Nampa

1-Cable Car Classic (Santa Clara, Calif.)



F27	19/2	Kentucky	W, 74-65	Knoxville
M3	16/-	Arkansas	W, 80-73	Knoxville
M6	16/-	at Mississippi State	W, 75-59	Starkville

Southeastern Conference Tournament

M11	15/-	vs. LSU	W, 59-49	Nashville
M12	15/-	vs. Ole Miss	W, 76-65	Nashville
M13	15/2	vs. Kentucky	L, 45-74	Nashville

NCAA Tournament

M18	15/-	vs. San Diego State	W, 62-59	Providence
M20	15/-	vs. Ohio	W, 83-68	Providence
M26	15/5	vs. Ohio State	W, 76-73	St. Louis
M28	15/13	vs. Michigan State	L, 69-70	St. Louis
1-U.S. Virgin Islands Paradise Jam				
2-Sun Belt Classic				

**2010-11
Tennessee
(19-15, 8-8 SEC)
NCAA Tournament First Round**

AP Rank

Date	UT/Opp	Opponent	Result	Location
N12	23/-	Chattanooga	W, 82-62	Knoxville
N16	24/-	1-Belmont	W, 85-76	Knoxville
N17	24/-	1-Missouri State	W, 60-56	Knoxville
N24	24/-	1-vs. VCU	W, 77-72	New York City
N26	24/7	1-vs. Villanova	W, 78-68	New York City
N30	13/-	Middle Tennessee	W, 86-56	Knoxville
D11	11/3	2-at Pittsburgh	W, 83-76	Pittsburgh
D14	7/-	Oakland	L, 82-89	Knoxville
D17	7/-	at Charlotte	L, 48-49	Charlotte
D21	19/-	Southern Calif.	L, 64-65	Knoxville
D23	19/-	Belmont	W, 66-65	Knoxville
D29	-/-	UT Martin	W, 68-62	Knoxville
D31	-/-	C. of Charleston	L, 78-91	Knoxville
J5	-/21	Memphis	W, 104-84	Knoxville
J8	-/-	at Arkansas	L, 65-68	Fayetteville
J11	-/-	Florida	L, 75-81*	Knoxville
J15	-/-	Vanderbilt	W, 67-64	Knoxville
J18	-/-	at Georgia	W, 59-57	Athens
J22	-/8	at Connecticut	L, 61-72	Hartford
J26	-/-	LSU	W, 75-53	Knoxville
J29	-/-	at Ole Miss	W, 74-57	Oxford
F3	-/-	at Auburn	W, 69-56	Auburn
F5	-/-	Alabama	L, 60-65*	Knoxville
F8	-/18	at Kentucky	L, 61-73	Lexington
F12	-/17	at Florida	L, 60-61	Gainesville
F16	-/-	South Carolina	W, 73-67	Knoxville
F19	-/-	Georgia	L, 63-69	Knoxville
F22	-/18	at Vanderbilt	W, 60-51	Nashville
F26	-/-	Mississippi State	L, 69-70	Knoxville
M3	-/-	at South Carolina	W, 73-69	Columbia
M6	-/20	Kentucky	L, 58-64	Knoxville

Southeastern Conference Tournament

M10	-/-	vs. Arkansas	W, 74-68	Atlanta
M11	-/12	vs. Florida	L, 74-85	Atlanta

NCAA Tournament

M18	-/-	vs. Michigan	L, 45-75	Charlotte
1-NIT Season Tip-Off				

**2014-15
Auburn
(15-20, 4-14 SEC)**

AP Rank

Date	AU/Opp	Opponent	Result	Location
N14	-/-	Milwaukee	W, 83-73	Auburn
N18	-/-	1-at Colorado	L, 59-90	Boulder
N21	-/-	Louisiana	W, 105-80	Auburn
N24	-/-	2-vs. Tulsa	L, 35-53	Las Vegas
N26	-/-	2-vs. Oregon St.	W, 71-69	Las Vegas
D3	-/-	3-at Texas Tech	L, 44-46	Lubbock
D5	-/-	Coastal Carolina	L, 54-58	Auburn
D14	-/-	at Clemson	L, 61-72	Clemson
D17	-/-	Winthrop	W, 80-62	Auburn
D20	-/-	Xavier	W, 89-88**	Auburn
D23	-/-	Texas So.	W, 61-60	Auburn
D29	-/-	MTSU	W, 64-48	Auburn
J3	-/-	North Ala.	W, 82-61	Auburn
J6	-/-	at Vanderbilt	L, 52-64	Nashville
J10	-/-	Missouri	W, 85-79	Auburn
J15	-/-	at Florida	L, 55-75	Gainesville
J17	-/-	South Carolina	W, 71-68	Auburn
J21	-/-	Mississippi State	L, 71-78	Auburn
J24	-/-	at Alabama	L, 55-57	Tuscaloosa
J27	-/-	Texas A&M	L, 61-71	Auburn

J31	-/-	at Tennessee	L, 63-71	Knoxville
F5	-/-	at LSU	W, 81-77	Baton Rouge
F7	-/-	Ole Miss	L, 79-86	Auburn
F10	-/23	Arkansas	L, 87-101	Auburn
F14	-/-	at Georgia	W, 69-68	Athens
F17	-/-	Alabama	L, 68-79	Auburn
F21	1/-	at Kentucky	L, 75-110	Lexington
F24	-/-	LSU	L, 61-84	Auburn
F28	-/-	at Texas A&M	L, 55-80	College Station
M3	-/-	at Missouri	L, 61-63	Columbia
M7	-/-	Georgia	L, 61-64	Auburn

Southeastern Conference Tournament

M11	-/-	vs. Miss. State	W, 74-68	Nashville
M12	-/-	vs. Texas A&M	W, 66-59	Nashville
M13	-/-	vs. LSU	W, 73-70*	Nashville
M14	-/1	vs. Kentucky	L, 67-91	Nashville

- 1-ESPN College Hoops Tip-Off Marathon
- 2-MGM Grand Main Event
- 3-Big 12/SEC Challenge

**2015-16
Auburn
(11-20, 5-13 SEC)**

Date	AU/Opp	Opponent	Result	Location
N13	-/-	UAB	W, 75-74	Auburn
N17	-/-	1-Colorado	L, 84-91	Auburn
N20	-/-	Ga. Southern	W, 92-62	Auburn
N27	-/-	Northwestern St.	W, 119-81	Auburn
D2	-/-	at Coastal Car.	W, 81-78	Conway
D12	-/-	at Middle Tenn.	L, 81-88*	Nashville
D15	-/-	Mercer	W, 78-71	Auburn
D19	-/10	at Xavier	L, 61-85	Cincinnati
D22	-/-	2-vs. N. Mexico	W, 83-78	Honolulu
D23	-/-	2-vs. Harvard	L, 51-69	Honolulu
D25	-/-	2-at Hawaii	L, 67-79	Honolulu
J2	-/-	Tennessee	W, 83-77	Auburn
J5	-/22	South Carolina	L, 69-81	Auburn
J9	-/-	at Missouri	L, 61-76	Columbia
J12	-/-	at Vanderbilt	L, 57-75	Nashville
J16	-/14	Kentucky	W, 75-70	Auburn
J19	-/-	Alabama	W, 83-77	Auburn
J23	-/-	at Florida	L, 63-95	Gainesville
J27	-/-	at Ole Miss	L, 63-80	Oxford
J30	-/-	3-Oklahoma St.	L, 63-74	Auburn
F2	-/-	LSU	L, 68-80	Auburn
F6	-/-	at Georgia	L, 55-65	Athens
F9	-/-	at Tennessee	L, 45-71	Knoxville
F13	-/-	Vanderbilt	L, 57-86	Auburn
F17	-/-	at Arkansas	W, 90-86	Fayetteville
F20	-/-	Ole Miss	L, 59-69	Auburn
F24	-/-	Georgia	W, 84-81	Auburn
F27	-/-	at Alabama	L, 57-65	Tuscaloosa
M1	-/20	Texas A&M	L, 63-81	Auburn
M5	-/-	at Miss. State	L, 66-79	Starkville

Southeastern Conference Tournament

- M9 -/- vs. Tennessee L, 59-97 Nashville
- 1-ESPN College Hoops Tip-Off Marathon
- 2-Diamond Head Classic
- 3-Big 12/SEC Challenge

**2016-17
Auburn
(18-14, 7-11 SEC)**

Date	AU/Opp	Opponent	Result	Location
N11	-/-	North Florida	W, 83-66	Auburn
N14	-/-	1-Georgia State	W, 83-65	Auburn
N17	-/-	1-Eastern Kentucky	W, 85-64	Auburn
N22	-/-	1-vs. Texas Tech	W, 67-65	Cancun
N23	-/17	1-vs. Purdue	W, 71-96	Cancun
N29	-/-	USC Upstate	W, 90-83	Auburn
D3	-/-	at UAB	W, 74-70	Birmingham
D12	-/-	2-v. Boston College	L, 71-72	New York
D15	-/-	Coastal Carolina	W, 117-72	Auburn
D18	-/-	Mercer	W, 76-74	Auburn
D21	-/-	3-vs. Oklahoma	W, 74-70	Ucasville,CT
D23	-/-	4-at UConn	W, 70-67*	Hartford
D29	-/-	Georgia	L, 84-96	Auburn
J4	-/-	at Vanderbilt	L, 61-80	Nashville
J7	-/-	Ole Miss	L, 85-88	Auburn
J10	-/-	at Missouri	W, 77-72	Columbia
J14	-/6	at Kentucky	L, 72-92	Lexington
J18	-/-	LSU	W, 78-74	Auburn
J21	-/-	Alabama	W, 84-64	Auburn
J24	-/23	at South Carolina	L, 69-98	Columbia
J28	-/-	5-at TCU	W, 88-80	Fort Worth

J31	-/-	Tennessee	L, 77-87	Auburn
F4	-/-	at Alabama	W, 82-77	Tuscaloosa
F7	-/-	Mississippi State	W, 98-92	Auburn
F11	-/-	at Ole Miss	L, 84-90	Oxford
F14	-/13	Florida	L, 95-114	Auburn
F18	-/-	at Texas A&M	L, 62-81	College Station
F21	-/-	at LSU	W, 98-75	Baton Rouge
F25	-/-	Arkansas	L, 68-79	Auburn
M1	-/-	at Georgia	L, 78-79	Athens
M4	-/-	Missouri	W, 89-78	Auburn

Southeastern Conference Tournament

- M8 -/- 6-vs. Missouri L, 83-86* Nashville
- 1-Cancun Challenge
- 2-Under Armour Reunion (Madison Square Garden)
- 3-Hall of Fame's Birthday of Basketball (Mohegun Sun)
- 4-Hartford, CT (XL Center)
- 5-SEC/Big 12 Challenge
- 6-SEC Tournament (Bridgestone Arena)

* Overtime



Harris Adler

**Assistant Coach
4th year at Auburn**

Harris Adler, who is in his 20th season coaching overall and his fourth as an assistant coach at Auburn as recruiting coordinator, has been a mainstay in Auburn's major rebuilding project under coach Bruce Pearl. Over Adler's 20 years of coaching, he has assisted in turning around three Div. I programs into winning success.

This past season, Auburn recorded its first winning season since 2008-09 with an 18-14 record as the Tigers were the only team in the country with freshmen as its top four leading scorers. The Tigers swept three teams in Alabama, LSU and Missouri for the first time since 2008-09, marking the first time sweeping the Crimson Tide since that same season.

Auburn had six true road wins for the first time since the SEC Champion Tigers in 1998-99, winning at Alabama, NIT Champion TCU, UConn, LSU, Missouri and UAB. As the Tigers went 3-0 vs. the Big 12 Conference with wins over Oklahoma, Texas Tech and TCU, Mustapha Heron was named to the Freshman All-SEC team, the first Tiger since 2007.

In 2015-16, for the first time since the 1967-68 season, Auburn defeated Kentucky, Alabama, Tennessee, Georgia and Arkansas in the same season. The Tigers defeated No. 13 Kentucky and Alabama in back-to-back games for the first time since 1967 and the third time in its 110 seasons of basketball. Auburn snapped several long losing streaks: 18 games to Kentucky, 15 games to ranked teams, eight games to Tennessee and eight games to Arkansas. All of this despite Auburn players missing 125 games on the season due to injury, etc.

In 2014-15, the Tigers won five games against eventual NCAA Tournament teams, including eventual Sweet 16 Xavier, beating LSU twice along with Georgia and Texas Southern. Adler helped guide senior All-SEC second-team guard KT Harrell to become only the fifth Auburn player in the 83-year SEC history to lead the league in scoring at 18.5 ppg. Harrell was the first Tiger to lead the SEC in scoring since 1994.

On the recruiting trail, Adler helped Auburn land two of the best signing classes in program history in 2015 and 2016, which included Auburn's first five-star recruit in history in Mustapha Heron and six four-star recruits. The 2015 class would be ranked as high as 10th-best in the nation and was graded as an A-minus by ESPN. The 2016 class was ranked 25th.

Adler spent the previous 10 seasons at La Salle under Dr. John Gianni, managing recruiting, scouting, scheduling and academic progress for the Explorers.

Adler was an instrumental part of La Salle's run to the 2013 Sweet 16 when the team defeated Boise State, Kansas State and Ole Miss during the tournament run. The team also recorded wins over No. 9 Butler, No. 16 VCU and No. 12 Kansas State, finishing third in the Atlantic 10 with 24 wins.

Adler was also a key component to the 2011-12 season in which La Salle won 21 games and reached the NIT, the first postseason appearance for the program in 20 years. The 21 wins were also the team's most since 1990.

Adler played a key role in recruiting nine all-Atlantic 10 players, five Atlantic 10 All-Rookie team selections and two Atlantic 10 Student-Athletes of the Year. Two student-athletes received Academic or Scholar All-America recognition.

Prior to La Salle, Adler served for two years as an assistant coach at the University of Pennsylvania under Fran Dunphy. At Penn, Adler helped the program to an Ivy League Championship and a NCAA Tournament bid in 2003. During his two seasons at Penn, the program went 39-16 (.709). He assisted in the team's recruiting and scouting and also

served as the head coach of the Penn junior varsity squad, compiling a record of 21-7 (.750).

Previously, Adler was an assistant coach at Centenary College (2001-02), helping the team achieve its first winning season in eight years. Prior to Centenary, Adler served as a graduate assistant at Rowan University (1999-01), where he was part of a coaching staff that led the team to the Division III Sweet 16. He began his basketball coaching as an assistant at Salem Community College in New Jersey in 1998-99.

Adler has also gained international head coaching experience leading Maccabi USA teams. He served as the head coach for the Maccabi USA team in the European Maccabi Games in Rome in 2007, leading the team to a bronze medal. In 2006, he led the Maccabi USA Team to a gold medal at the inaugural Australia International Maccabi Games in Sydney with a perfect 7-0 record. He was also an assistant coach alongside Pearl for the gold medal-winning Maccabi USA team at the 18th Maccabiah Games in 2009 and the bronze medal-winning Maccabi USA team in 2005.

Adler holds a master's degree in higher education administration from Rowan University and a bachelor's degree in pharmacy from Philadelphia College of Pharmacy and Science. He is also a licensed pharmacist. He is married to the former Amy Weinstein of Philadelphia, Pa. They have two sons, Ryan and Mason.





Steven Pearl

**Assistant Coach
4th year at Auburn**

Steven Pearl was promoted to assistant coach on April 6, 2017, and is entering his fourth year on the Auburn coaching staff. He spent the previous two seasons as the director of basketball operations after spending his first year as an assistant strength and conditioning coach.

As the director of operations, he was in charge of team travel while also helping plan team practices, working with the team's academics and all of the Auburn Basketball camps.

Pearl was a four-year letterwinner for his father, Bruce Pearl, at Tennessee, playing in 101 games from 2007-11. He helped Tennessee to back-to-back SEC East Championships in 2008 and 2009, with the '08 team winning the league by two games over Kentucky and Mississippi State.

He also appeared in the NCAA Tournament each year he was a part of the program

with the Volunteers advancing to the Sweet 16 in 2007 and 2008 and the Elite 8 in 2010.

Pearl, who was a three-time member of the SEC Academic Honor Roll, graduated from Tennessee with a degree in Marketing and International Business in December 2010. He has also taken classes towards a graduate degree.

Following graduation, Pearl was a medical sales representative for Stryker Corp for three years before joining the Auburn staff.

Pearl played for West High School in Knoxville, Tenn., where he was an all-state and All-PrepXtra selection by the Knoxville News Sentinel. While in high school he led the U.S. Men's Basketball Team to a gold medal at the 2006 Maccabi Games in Sydney, Australia, an accomplishment he would repeat as a gold medal winner in the 2009 Maccabi Games in Israel.





Chad Prewett

Director of Basketball Operations
4th year at Auburn

Chad Prewett is entering his fourth season on head coach Bruce Pearl's staff and is first after being promoted to director of basketball operations in April 2017. He spent the previous three seasons as the special assistant to Pearl after joining the program in June 2014.

Prewett, who came to Auburn following a seven-year run at Lee-Scott Academy in Auburn, handles all of coach Bruce Pearl's coordinated external relations and events, was the team liaison with various departments on campus, including marketing and media relations.

Prewett is very involved with Pearl's AUTLIVE initiative to benefit cancer patients in the fight to beat cancer as well as the Bruce Pearl Fore the Children Golf Classic and Bruce, Barkley and Basketball Golf Classic. He directs all of the Bruce Pearl Basketball Camps.

He also offers support in the Auburn Tip-Off Club, which resumed activities in 2014-15 following a two-year break and saw the highest participation in club history.

Prewett joined the staff at Lee-Scott Academy in 2007 as both the boys and girls basketball and track coach. He led the varsity boys basketball team to the 2012 AISA State Championship, a runner-up finish in 2011 and the Final Four in 2009 and 2010.

Over the years the Lee-Scott boys team's went 139-31. On the girls side he led the program to four AISA State Championships (2009, 2011, 2012, 2013), a runner-up finish in 2014 and the Final Four in 2008 and 2010.

Five times he was named the AISA All-Star Game Coach, he was the 2009 AISA Coach of the Year and the OA News Coach of the Year four times (2012 - boys; 2008, 2009, 2011 - girls). He also coached the AISA Track State Champions in 2009, 2010 and 2011.

Prior to Lee-Scott, Prewett was the varsity boys basketball and track coach at Faith Academy in Mobile from 2004-07. He led the boys basketball team to the 2006 AISA State Championship, the 2005 Final Four and was the 2006 AISA All-Star Game Coach and Coach of the Year. He led Faith Academy to a 63-21 record.

Prewett started his coaching career at Escambia Academy. From 1995-2004 he was a coach for the basketball, football, golf and track teams and added the title of Athletics Director from 1998-04. Escambia was awarded the AISA Chairman's Award for Outstanding Program in 1998, 1999 and 2000.

Prewett earned a bachelor's of science from Troy State University in 1994 in health, physical education and recreation and a Master's degree in Foundations of Education in 2000. He and his wife Tonya have three daughters: Madison, Mallory and Mary Mykal.





Jordan VerHulst

**Special Assistant to
the Head Coach
4th year at Auburn**

Jordan VerHulst is in his fourth season at Auburn under coach Bruce Pearl, including his first after being promoted to Special Assistant to the Head Coach.

He spent the previous three seasons as Video Coordinator as he was in charge of all the basketball team video needs for scouting opponents.

VerHulst was the video coordinator at Memphis from 2009-14. There he broke down upcoming opponents and presented coaches and players scouting reports.

He also developed software to create plus-minus reports, shot charts and offensive efficiency.

VerHulst graduated Grand Valley State University in 2008 with a bachelor of arts in business management. He then moved to Memphis where he earned his Master's in Sport Management in 2012.

VerHulst was the assistant varsity basketball coach and the eighth grade head coach for Godwin Heights Public Schools from 2007-09. He also spent time as the media/community relations intern with the Grand Rapids Rampage of the Arena Football League in 2008.

VerHulst and his wife, Julie, have two daughters, Kynlee and Caroline.



Frankie Sullivan

Video Coordinator

Former Auburn all-time great, Frankie Sullivan, enters his third season on coach Bruce Pearl's staff, including his first as Video Coordinator for the 2017-18 season.

In charge of all the basketball team video needs for scouting opponents, he spent the previous two seasons as a graduate manager for the Tigers after finishing his

professional playing career in Romania for Rovinari in 2014-15.

An all-time favorite, Sullivan lettered five years at Auburn from 2009-13, being the team captain for three seasons.

The Uniontown, Ala., native left Auburn as the Tigers' eighth all-time scoring leader with 1,556 career points. He was first in games played (134) and 3-point attempts (713), fourth in 3-pointers made (228) and steals (190), fifth in free throws made (334), seventh in free throws attempted (431) and ninth in field goals attempted (1,268). He scored 20 or more points 20 times.

Sullivan led the Tigers in scoring both his junior and senior seasons, averaging 14.5 points, 3.9 rebounds, 2.8 assists and 1.0 steals as a senior in 2012-13 and 12.6 points, 3.9 rebounds, 2.3 assists and 1.4 steals as a junior in 2011-12.

As a senior, he scored 20 or more points 10 times, including 28 vs. DePaul in the SEC-Big East Challenge, 26 points and 9 rebounds at Arkansas, 26 points in the season opener vs. IPFW, 24 points vs. Florida State, Tennessee, College of Charleston and 23 points and eight rebounds in a 50-49 loss at Boston College and 23 points and five assists vs. Dayton.

He became the 33rd member of Auburn's 1,000-point club by scoring 10 points at Ole Miss on Feb. 11, 2012, as a junior.

Sullivan received a medical hardship waiver after only playing in six games on the season in 2010-11, averaging 8.2 points.

He averaged 12.7 points, 3.7 rebounds, 2.0 assists and 1.9 steals as a sophomore in 2009-10 and shot a team-best 37 percent from 3-point range while ranking second in the SEC shooting 85 percent from the foul line. He made his first 27 free throws attempted for the Auburn consecutive made record, which freshman Danjel Purifoy tied in 2016-17. He scored a career-high 27 points vs. Florida in the SEC Tournament.

As a freshman in 2008-09, Auburn tied for the second most wins in school history with a 24-12 record as he averaged 7.6 points under coach Jeff Lebo. In that season, he scored 23 points in only 23 minutes with six steals at No. 14 Xavier.

Sullivan played two years overseas with the Fraport Skyliners in Frankfurt, Germany in 2013-14 before moving to Kouvoit Kouvola in Finland, averaging 19.4 points, 5.4 rebounds, 3.2 assists and 1.4 steals. He finished the season in Germany's Bundesliga ProA helping lead the Crailsheim Merlins to the league's regular season runner-up while averaging 9.0 points, 2.6 rebounds and 2.0 assists.

He ended his playing career in 2014-15, helping lead CS Energia Rovinari to the Romanian Supercup championship game.

Sullivan finished his six-year varsity career at R.C. Hatch with more than 4,000 points as he scored a Class 2A state tournament scoring record 51 points in the title game, leading his high school to its third-straight state title in finishing 28-1 and its fifth in six years (only missing as a ninth grader). He scored 34 of his points in the second half while totaling 13 rebounds, five steals and making 28-of-31 free throws.

A National Honor Society member, he averaged 26.7 points as a senior, earning Alabama Sports Writers Association Class 2A Player of the Year honors in 2008. He was named Alabama's MVP of the Alabama-Mississippi All-Star game as he scored 27 points in a 101-99 victory.

Sullivan earned his Bachelor's degree in Sociology on Dec. 12, 2011, in his redshirt junior season and earned his master's degree in Adult Education in August 2016. He was the first Tiger to earn his undergraduate degree in three and a half years since former Auburn and NBA star Marquis Daniels in 2003.

Sullivan is engaged to Precious Morris, Auburn women's basketball's special assistant to the head coach. The couple will wed on April 4, 2018.



Damon Davis

Strength & Conditioning Coach

Damon Davis is in his sixth season as the strength and conditioning coach responsible for the training of men's basketball.

In his ninth year at Auburn, he also works with the men's and women's golf teams.

Davis spent his first four years at Auburn as assistant strength and conditioning coach, the last two with the baseball team.

Davis was an assistant strength and conditioning coach at the University of Iowa from 2004-08, working with baseball, track and field, cross country and softball while assisting all other sports. Prior to that, he was an intern with the Chicago Bulls from 2002-04.

The Petersburg, Ill., native received his bachelor's degree in Exercise Science from Western Illinois in 2003, and is working on his master's degree at Auburn.

Davis is a Certified Strength & Conditioning Specialist with the National Strength and Conditioning Association, is certified by the Collegiate Strength & Conditioning Coaches Association Strength & Conditioning Coach Certified and is certified as a Sports Performance Coach by United States of America Weightlifting.

He is married to the former Yari Schmidt of Rockford, Ill. They have two children, a son, Magnus and a daughter, Nellie Elizabeth.



Clark Pearson

Athletic Trainer

Clark Pearson is in his ninth year at Auburn and his third working with coach Bruce Pearl and Auburn Basketball.

Pearson spent the previous six seasons as the head athletic trainer for football, overseeing the care, prevention and rehabilitation of injuries for the football team.

Pearson served as the head football athletic trainer at the University of Wisconsin for four years beginning in 2005. Prior to that, he was Assistant Athletic Trainer at the University of Oklahoma from 1997-2005.

He conducted a two-year research study while at Oklahoma in conjunction with the Gatorade Sports Science Institute -- "Salt Depletion and Cramping in Collegiate Football Players". He served on the 2001 Big 12 Athletic Training Staff of the Year.

At Wisconsin, Pearson completed a Post-Surgical Hamstring Protocol Case Report and conducted the Collegiate Lineman Type II Diabetes Study. He was a participant in the Big Ten/NFL Shoe and Surface Study.

A native of Franklin, Ky., Pearson and his wife, Nancy, have a son, Bradley, and a daughter, Katherine. He earned a bachelor's degree in sports management from the University of Kentucky in 1995, and a master's degree in human relations from Oklahoma in 1997.

He is a member of the National Athletic Trainer's Association, the Southeastern Athletic Trainers' Association and the Alabama Athletic Trainers' Association.



2016-17 Final Stats
18-14 Overall (10-5 Home, 6-6 Away, 2-3 Neutral)

#	Player	GP-GS	Min-Avg	FG-FGA	Pct	3FG-FGA	Pct	FT-FTA	Pct	REBOUNDS				Avg	PF-FO	A	TO	Blk	Stl	Pts	Avg
										Off	Def	Tot	Tot								
5	Mustapha Heron	32-32	901-28.2	152-344	.442	44-104	.423	137-178	.770	52	143	195	6.1	87-2	43	77	6	27	485	15.2	
3	Danjel Purifoy	29-25	831-28.7	97-244	.398	59-160	.369	80-91	.879	28	108	136	4.7	65-0	51	45	5	41	333	11.5	
1	Jared Harper	32-30	774-24.2	104-270	.385	54-157	.344	103-146	.705	10	52	62	1.9	57-1	95	49	2	37	365	11.4	
50	Austin Wiley	23-22	415-18.0	73-125	.584	0-0	.000	56-114	.491	52	56	108	4.7	59-1	5	41	31	5	202	8.8	
4	T.J. Dunans	31-11	754-24.3	105-271	.387	15-72	.208	29-53	.547	15	93	108	3.5	65-1	76	72	22	31	254	8.2	
35	Ronnie Johnson	32-2	525-16.4	91-210	.433	25-66	.379	43-60	.717	16	41	57	1.8	32-0	75	37	0	22	250	7.8	
2	Bryce Brown	28-13	592-21.1	68-189	.360	56-140	.400	18-27	.667	12	43	55	2.0	49-0	35	26	6	28	210	7.5	
24	Anfernee McLemore	32-1	483-15.1	69-101	.683	1-1	1.000	35-58	.603	54	89	143	4.5	76-0	5	28	37	13	174	5.4	
0	Horace Spencer	19-12	310-16.3	37-66	.561	0-1	.000	18-36	.500	23	42	65	3.4	58-2	10	18	28	14	92	4.8	
23	TJ Lang	29-9	476-16.4	35-88	.398	30-76	.395	26-39	.667	16	35	51	1.8	55-0	14	16	2	10	126	4.3	
12	LaRon Smith	24-3	287-12.0	24-45	.533	0-0	.000	15-29	.517	29	28	57	2.4	56-1	6	16	23	7	63	2.6	
22	Will Macoy	4-0	7-1.8	3-6	.500	2-5	.400	0-0	.000	0	1	1	0.3	0-0	0	0	0	1	8	2.0	
21	Patrick Keim	5-0	8-1.6	1-3	.333	1-2	.500	1-2	.500	0	3	3	0.6	0-0	2	1	0	0	4	0.8	
31	Devin Waddell	11-0	75-6.8	2-6	.333	2-4	.500	1-3	.333	1	5	6	0.5	6-0	3	3	0	0	7	0.6	
52	Trey Tate	2-0	4-2.0	0-1	.000	0-1	.000	0-0	.000	0	0	0	0.0	1-0	0	0	0	0	0	0.0	
41	Cole Blackstock	3-0	4-1.3	0-0	.000	0-0	.000	0-0	.000	0	2	2	0.7	2-0	0	0	0	0	0	0.0	
25	Mike Cohen	2-0	4-2.0	0-0	.000	0-0	.000	0-0	.000	0	0	0	0.0	0-0	1	0	0	0	0	0.0	
TEAM										61	61	122		4		5					
Total		32	6450	861-1969	.437	289-789	.366	562-836	.672	369	802	1171	36.6	672	421	434	162	236	2573	80.4	
Opponents		32	6450	861-1972	.437	273-765	.357	551-765	.720	400	848	1248	39.0	725	435	482	94	197	2546	79.6	

2016-17 SEC Stats
7-11 Overall (4-5 Home, 3-6 Away)

#	Player	GP-GS	Min-Avg	FG-FGA	Pct	3FG-FGA	Pct	FT-FTA	Pct	REBOUNDS				Avg	PF-FO	A	TO	Blk	Stl	Pts	Avg
										Off	Def	Tot	Tot								
5	Mustapha Heron	18-18	514-28.6	86-203	.424	27-62	.435	63-81	.778	26	67	93	5.2	49-1	26	31	2	17	262	14.6	
1	Jared Harper	18-17	410-22.8	55-150	.367	27-85	.318	54-72	.750	5	20	25	1.4	30-1	47	28	1	15	191	10.6	
35	Ronnie Johnson	18-1	309-17.2	63-137	.460	18-43	.419	29-42	.690	12	25	37	2.1	20-0	45	25	0	14	173	9.6	
3	Danjel Purifoy	15-12	398-26.5	43-110	.391	27-73	.370	28-32	.875	14	42	56	3.7	32-0	21	17	3	23	141	9.4	
4	T.J. Dunans	18-10	433-24.1	63-160	.394	8-41	.195	15-28	.536	13	44	57	3.2	41-1	37	43	8	21	149	8.3	
50	Austin Wiley	18-18	325-18.1	51-93	.548	0-0	.000	44-90	.489	42	49	91	5.1	46-1	3	34	27	4	146	8.1	
2	Bryce Brown	18-4	375-20.8	44-111	.396	41-88	.466	9-12	.750	8	30	38	2.1	35-0	28	17	2	14	138	7.7	
24	Anfernee McLemore	18-1	315-17.5	43-65	.662	0-0	.000	29-48	.604	37	64	101	5.6	51-0	5	19	27	8	115	6.4	
0	Horace Spencer	9-3	134-14.9	17-27	.630	0-1	.000	8-14	.571	9	15	24	2.7	25-0	3	9	13	2	42	4.7	
23	TJ Lang	16-5	255-15.9	18-47	.383	16-39	.410	16-22	.727	8	17	25	1.6	32-0	5	7	2	3	68	4.3	
12	LaRon Smith	11-1	91-8.3	4-7	.571	0-0	.000	5-14	.357	6	12	18	1.6	18-0	2	5	4	1	13	1.2	
21	Patrick Keim	3-0	2-0.7	1-2	.500	1-1	1.000	0-0	.000	0	1	1	0.3	0-0	1	0	0	0	3	1.0	
22	Will Macoy	1-0	0-0.0	0-0	.000	0-0	.000	0-0	.000	0	0	0	0.0	0-0	0	0	0	0	0	0.0	
41	Cole Blackstock	2-0	1-0.5	0-0	.000	0-0	.000	0-0	.000	0	0	0	0.0	0-0	0	0	0	0	0	0.0	
31	Devin Waddell	6-0	38-6.3	0-2	.000	0-1	.000	0-1	.000	1	1	2	0.3	4-0	2	2	0	0	0	0.0	
TEAM										61	61	122		4		5					
Total		18	3600	488-1114	.438	165-434	.380	300-456	.658	216	424	640	35.6	386	225	237	89	122	1441	80.1	
Opponents		18	3600	500-1090	.459	163-409	.399	353-469	.753	222	467	689	38.3	394	260	248	54	126	1516	84.2	

2017 SEC Tournament Stats
0-1 Overall

#	Player	GP-GS	Min-Avg	FG-FGA	Pct	3FG-FGA	Pct	FT-FTA	Pct	REBOUNDS				Avg	PF-FO	A	TO	Blk	Stl	Pts	Avg
										Off	Def	Tot	Tot								
5	Mustapha Heron	1-1	36-36.0	3-5	.600	1-2	.500	8-11	.727	2	12	14	14.0	3-0	1	7	0	0	15	15.0	
3	Danjel Purifoy	1-1	39-39.0	3-11	.273	3-9	.333	4-4	1.000	2	1	3	3.0	2-0	0	1	1	1	13	13.0	
2	Bryce Brown	1-1	23-23.0	4-7	.571	4-6	.667	1-2	.500	0	4	4	4.0	2-0	0	1	0	1	13	13.0	
4	T.J. Dunans	1-0	27-27.0	4-8	.500	0-1	.000	3-6	.500	0	2	2	2.0	2-0	2	2	1	0	11	11.0	
35	Ronnie Johnson	1-0	16-16.0	3-6	.500	2-3	.667	3-4	.750	0	1	1	1.0	2-0	2	0	0	0	11	11.0	
50	Austin Wiley	1-1	16-16.0	4-6	.667	0-0	.000	1-1	1.000	0	1	1	1.0	4-0	0	2	0	0	9	9.0	
1	Jared Harper	1-1	29-29.0	2-9	.222	1-4	.250	3-6	.500	1	2	3	3.0	3-0	7	1	0	1	8	8.0	
24	Anfernee McLemore	1-0	27-27.0	1-3	.333	0-0	.000	1-2	.500	1	3	4	4.0	3-0	0	1	1	3	3	3.0	
12	LaRon Smith	1-0	7-7.0	0-0	.000	0-0	.000	0-0	.000	0	1	1	1.0	2-0	0	0	0	0	0	0.0	
23	TJ Lang	1-0	5-5.0	0-0	.000	0-0	.000	0-0	.000	0	0	0	0.0	1-0	1	0	0	0	0	0.0	
TEAM										4	2	6				1					
Total		1	225	24-55	.436	11-25	.440	24-36	.667	10	29	39	39.0	24	13	16	3	6	83	83.0	
Opponents		1	225	24-57	.421	16-34	.471	22-31	.710	7	26	33	33.0	25	15	10	3	6	86	86.0	



2016-17 Results
18-14 Overall (10-5 Home, 6-6 Away, 2-3 Neutral)

<u>DATE</u>	<u>OPPONENT</u>	<u>SCORE</u>	<u>ATTEND</u>	<u>HIGH POINTS</u>	<u>HIGH REBOUNDS</u>
11/11/16	NORTH FLORIDA	W 83-66	8093	(19) Brown, Bryce	(7) Smith, LaRon
11/14/16	(1) GEORGIA STATE	W 83-65	6980	(19) Harper, Jared (19) Purifoy, Danjel	(8) Heron, Mustapha
11/17/16	(1) EASTERN KENTUCKY	W 85-64	6987	(24) Heron, Mustapha	(10) Heron, Mustapha
11/22/16	(2) Texas Tech	W 67-65	1610	(15) Heron, Mustapha	(6) Purifoy, Danjel/Dunans, T.J.
11/23/16	(2) Purdue	L 71-96	1610	(22) Purifoy, Danjel	(8) Heron, Mustapha
11/29/16	USC UPSTATE	W 90-83	6504	(23) Heron, Mustapha	(6) Heron, Mustapha
12/03/16	at UAB	W 74-70	8728	(21) Harper, Jared	(7) Spencer, Horace/Heron, Mustapha
12/12/16	(3) Boston College	L 71-72	7558	(27) Purifoy, Danjel	(7) Heron, Mustapha
12/15/16	COASTAL CAROLINA	W 117-72	7333	(27) Purifoy, Danjel	(8) McLemore, Anfernee
12/18/16	MERCER	W 76-74	7991	(21) Heron, Mustapha	(6) Purifoy, Danjel
12/21/16	(4) Oklahoma	W 74-70	3462	(21) Harper, Jared (21) Dunans, T.J.	(12) Heron, Mustapha
12/23/16	(5) at UConn	Wot 70-67	12051	(22) Harper, Jared	(15) Purifoy, Danjel
12/29/16	GEORGIA	L 84-96	9121	(19) Heron, Mustapha	(7) McLemore, Anfernee
1/04/17	at Vanderbilt	L 61-80	9918	(19) Harper, Jared	(6) McLemore, Anfernee/Heron, Mustapha
1/07/17	OLE MISS	L 85-88	9121	(24) Harper, Jared	(9) Wiley, Austin
1/10/17	at Missouri	W 77-72	9688	(16) Heron, Mustapha	(9) Heron, Mustapha
1/14/17	at Kentucky	L 72-92	24372	(23) Dunans, T.J.	(4) Spencer, Horace
1/18/17	LSU	W 78-74	8327	(12) Dunans, T.J. (12) Heron, Mustapha	(7) Spencer, Horace
1/21/17	ALABAMA	W 84-64	9121	(19) Wiley, Austin	(9) Wiley, Austin
1/24/17	at South Carolina	L 69-98	14356	(18) McLemore, Anfernee	(11) Wiley, Austin
1/28/17	(6) at TCU	W 88-80	6874	(25) Wiley, Austin	(7) Wiley, Austin/Dunans, T.J.
1/31/17	TENNESSEE	L 77-87	7525	(21) Harper, Jared	(11) McLemore, Anfernee
2/4/17	at Alabama	W 82-77	15383	(15) Johnson, Ronnie	(8) McLemore, Anfernee
2/07/17	MISSISSIPPI STATE	W 98-92	7058	(18) Brown, Bryce	(6) Heron, Mustapha/Dunans, T.J.
2/11/17	at Ole Miss	L 84-90	8280	(18) Johnson, Ronnie	(8) McLemore, Anfernee
2/14/17	FLORIDA	L 95-114	7572	(19) McLemore, Anfernee	(6) McLemore, Anfernee/Heron, Mustapha
2/18/17	at Texas A&M	L 62-81	9377	(20) Heron, Mustapha	(5) Heron, Mustapha
2/21/17	at LSU	W 98-75	6638	(17) Johnson, Ronnie	(9) Heron, Mustapha
2/25/17	ARKANSAS	L 68-79	8098	(17) Harper, Jared	(8) McLemore, Anfernee
3/01/17	at Georgia	L 78-79	7145	(15) Brown, Bryce	(9) Heron, Mustapha
3/04/17	MISSOURI	W 89-78	7659	(20) Heron, Mustapha	(6) McLemore, Anfernee/Johnson, Ronnie
3/08/17	(7) Missouri	Lot 83-86	8567	(15) Heron, Mustapha	(14) Heron, Mustapha

(1) Cancun Challenge (Auburn, Ala.)

(2) Cancun Challenge (Cancun, Mexico)

(3) Under Armour Reunion (New York, N.Y. • Madison Square Garden)

(4) Hall of Fame's Birthday of Basketball (Uncasville, Conn. • Mohegan Sun Arena)

(5) Hartford, Conn.

(6) SEC/Big 12 Challenge

(7) SEC Tournament (Nashville, Tenn. • Bridgestone Arena)

<u>ATTENDANCE SUMMARY</u>	<u>GAMES</u>	<u>TOTALS</u>	<u>AVG/GAME</u>
HOME	15	117,490	7,833
AWAY	12	155,617	11,068
NEUTRAL	5	22,805	4,561
TOTAL	32	295,912	9,247

<u>SEC GAMES ONLY ATTENDANCE</u>	<u>GAMES</u>	<u>TOTALS</u>	<u>AVG/GAME</u>
HOME	9	73,602	8,178
AWAY	9	105,157	11,684
TOTAL	18	178,759	9,931



**2016-17 Game-By-Game Stats
Individual Stats
(Points-Rebounds-Assists)**

Opponent	Date	Score	WL	Spencer	Harper	Brown	Purifoy	Dunans	Heron	Smith	Keim	Macoy
NORTH FLORIDA	11-11-16	83-66	W	6-5-2	10-2-2	19-2-1	14-4-3	2-3-4	10-3-2	7-7-0	DNP	DNP
(1) GEORGIA STATE	11-14-16	83-65	W	12-4-1	19-4-2	6-1-0	19-4-2	6-5-2	10-8-0	2-1-0	1-1-0	0-0-0
(1) E. KENTUCKY	11-17-16	85-64	W	4-8-1	6-0-2	5-6-3	16-8-3	3-6-0	24-10-0	4-4-0	DNP	0-0-0
(2) Texas Tech	11-22-16	67-65	W	9-4-0	10-2-3	6-0-0	11-6-5	9-6-2	15-3-1	4-4-0	DNP	DNP
(2) Purdue (#17)	11-23-16	71-96	L	0-2-0	8-1-2	0-0-0	22-3-0	10-2-4	15-8-1	8-2-1	DNP	DNP
USC UPSTATE	11-29-16	90-83	W	7-4-0	10-4-4	7-2-0	6-4-9	3-4-2	23-6-3	15-5-2	DNP	DNP
at UAB	12-3-16	74-70	W	2-7-2	21-5-3	7-0-1	16-5-0	6-2-3	11-7-1	0-1-0	DNP	DNP
(3) Boston College	12-12-16	71-72	L	7-4-0	5-2-3	5-2-1	27-5-2	DNP	15-7-1	0-3-0	DNP	DNP
COASTAL CAROLINA	12-15-16	117-72	W	DNP	16-2-7	DNP	27-7-1	10-3-5	17-7-4	4-7-0	0-1-1	8-1-0
MERCER	12-18-16	76-74	W	DNP	5-1-3	DNP	7-6-0	13-5-3	21-3-2	6-2-1	DNP	DNP
(4) Oklahoma	12-21-16	74-70	W	DNP	21-3-1	DNP	6-7-1	21-4-5	15-12-0	0-1-0	DNP	DNP
(5) at UConn	12-23-16	70-67	W(OT)	0-0-0	22-5-5	DNP	5-15-1	7-2-0	15-8-0	0-1-0	DNP	DNP
GEORGIA	12-29-16	84-96	L	6-3-0	10-1-6	0-0-0	13-6-3	6-1-4	19-2-1	2-0-0	DNP	DNP
at Vanderbilt	1-4-17	61-80	L	2-2-0	19-1-2	3-0-0	10-4-3	4-5-1	13-6-1	0-2-0	DNP	DNP
OLE MISS	1-7-17	85-88	L	1-0-0	24-1-2	3-0-1	6-3-0	5-1-0	20-4-1	0-3-0	DNP	DNP
at Missouri	1-10-17	77-72	W	10-5-1	10-4-2	13-2-2	DNP	5-3-2	16-9-2	2-4-0	DNP	DNP
at Kentucky (#6)	1-14-17	72-92	L	4-4-0	8-0-1	6-3-1	DNP	23-2-1	11-3-1	0-2-1	DNP	DNP
LSU	1-18-17	78-74	W	10-7-0	8-1-2	8-6-1	DNP	12-6-3	12-6-2	DNP	DNP	DNP
ALABAMA	1-21-17	84-64	W	2-1-0	4-1-3	8-1-2	5-3-1	8-2-2	15-5-0	DNP	3-0-0	0-0-0
at South Carolina (#23)	1-24-17	69-98	L	5-2-2	12-0-0	2-2-1	0-1-0	4-2-3	10-5-2	DNP	0-1-0	DNP
(6) at TCU	1-28-17	88-80	W	3-3-1	13-3-4	4-0-1	3-3-3	4-7-7	17-6-1	DNP	DNP	DNP
TENNESSEE	1-31-17	77-87	L	2-0-0	21-2-2	3-4-1	6-1-1	4-4-0	12-1-1	DNP	DNP	DNP
at Alabama	2-4-17	82-77	W	DNP	14-1-1	12-0-3	14-4-2	4-1-3	13-2-0	0-0-0	DNP	DNP
MISSISSIPPI STATE	2-7-17	98-92	W	DNP	8-2-3	18-5-2	7-5-2	11-6-3	17-6-4	DNP	DNP	DNP
at Ole Miss	2-11-17	84-90	L	DNP	4-3-3	9-1-1	12-2-0	7-2-3	16-6-0	4-3-0	DNP	DNP
FLORIDA (#13)	2-14-17	95-114	L	DNP	10-1-2	3-5-5	11-4-2	13-5-3	9-6-2	3-1-0	DNP	DNP
at Texas A&M	2-18-17	62-81	L	DNP	5-3-4	6-0-2	9-4-3	3-4-2	20-5-2	0-1-0	DNP	DNP
at LSU	2-21-17	98-75	W	DNP	6-2-2	15-2-1	15-7-0	11-7-3	10-9-3	0-0-0	0-0-1	DNP
ARKANSAS	2-25-17	68-79	L	DNP	17-2-3	6-2-2	8-5-1	3-0-1	16-6-1	DNP	DNP	DNP
at Georgia	3-1-17	78-79	L	DNP	8-0-6	15-3-0	12-4-3	10-1-0	13-9-0	DNP	DNP	DNP
MISSOURI	3-4-17	89-78	W	DNP	3-0-3	8-2-3	13-3-0	16-5-3	20-3-3	2-2-1	DNP	DNP
(7) Missouri	3-8-17	83-86	L(OT)	DNP	8-3-7	13-4-0	13-3-0	11-2-2	15-14-1	0-1-0	DNP	DNP

Opponent	Date	Score	WL	Lang	McLemore	Cohen	Waddell	Johnson	Blackstock	Wiley	Tate
NORTH FLORIDA	11-11-16	83-66	W	9-4-2	1-1-0	DNP	DNP	5-2-1	DNP	DNP	DNP
(1) GEORGIA STATE	11-14-16	83-65	W	4-4-1	4-5-0	0-0-0	0-0-0	0-1-5	DNP	DNP	0-0-0
(1) E. KENTUCKY	11-17-16	85-64	W	4-3-1	6-4-0	DNP	DNP	13-1-4	DNP	DNP	DNP
(2) Texas Tech	11-22-16	67-65	W	0-2-0	0-0-0	DNP	DNP	3-1-1	DNP	DNP	DNP
(2) Purdue (#17)	11-23-16	71-96	L	2-1-0	4-0-0	DNP	DNP	2-0-1	DNP	DNP	DNP
USC UPSTATE	11-29-16	90-83	W	3-3-0	6-3-0	DNP	DNP	10-2-3	DNP	DNP	DNP
at UAB	12-3-16	74-70	W	3-0-0	0-1-0	DNP	DNP	8-1-0	DNP	DNP	DNP
(3) Boston College	12-12-16	71-72	L	6-1-1	2-2-0	DNP	DNP	4-3-1	DNP	DNP	DNP
COASTAL CAROLINA	12-15-16	117-72	W	8-2-2	9-8-0	0-0-1	7-2-0	11-3-0	0-2-0	DNP	0-0-0
MERCER	12-18-16	76-74	W	11-1-1	2-3-0	DNP	0-0-0	2-1-5	DNP	9-3-0	DNP
(4) Oklahoma	12-21-16	74-70	W	5-3-0	0-1-0	DNP	0-2-1	0-2-1	DNP	6-3-1	DNP
(5) at UConn	12-23-16	70-67	W(OT)	3-2-0	9-5-0	DNP	0-0-0	2-0-0	DNP	7-3-1	DNP
GEORGIA	12-29-16	84-96	L	8-3-1	1-7-1	DNP	DNP	8-2-0	DNP	11-4-1	DNP
at Vanderbilt	1-4-17	61-80	L	0-5-0	4-6-0	DNP	DNP	0-0-1	DNP	6-4-0	DNP
OLE MISS	1-7-17	85-88	L	3-2-0	4-5-0	DNP	0-1-2	12-3-3	DNP	7-9-0	DNP
at Missouri	1-10-17	77-72	W	3-0-0	0-4-0	DNP	0-0-0	13-2-4	DNP	5-3-0	DNP
at Kentucky (#6)	1-14-17	72-92	L	9-2-0	2-3-0	DNP	DNP	3-1-3	DNP	6-3-0	DNP
LSU	1-18-17	78-74	W	0-1-1	11-4-0	DNP	DNP	7-3-0	DNP	10-6-1	DNP
ALABAMA	1-21-17	84-64	W	DNP	3-6-0	DNP	DNP	17-1-2	0-0-0	19-9-0	DNP
at South Carolina (#23)	1-24-17	69-98	L	0-3-0	18-6-0	DNP	0-0-0	8-1-0	DNP	10-11-0	DNP
(6) at TCU	1-28-17	88-80	W	DNP	13-5-0	DNP	DNP	6-2-6	DNP	25-7-0	DNP
TENNESSEE	1-31-17	77-87	L	0-0-0	9-11-0	DNP	DNP	15-1-2	DNP	5-7-0	DNP
at Alabama	2-4-17	82-77	W	5-1-0	3-8-0	DNP	DNP	15-2-3	DNP	2-2-0	DNP
MISSISSIPPI STATE	2-7-17	98-92	W	9-0-0	8-4-0	DNP	DNP	6-4-8	DNP	14-5-0	DNP
at Ole Miss	2-11-17	84-90	L	DNP	6-8-1	DNP	0-0-0	18-1-8	DNP	8-5-0	DNP
FLORIDA (#13)	2-14-17	95-114	L	4-0-0	19-6-0	DNP	DNP	12-4-1	DNP	11-1-0	DNP
at Texas A&M	2-18-17	62-81	L	3-1-1	2-3-0	DNP	0-1-0	12-0-1	DNP	2-2-0	DNP
at LSU	2-21-17	98-75	W	6-1-1	9-5-1	DNP	DNP	17-3-3	0-0-0	9-3-0	DNP
ARKANSAS	2-25-17	68-79	L	3-0-1	8-8-0	DNP	DNP	4-2-2	DNP	3-4-0	DNP
at Georgia	3-1-17	78-79	L	10-2-0	0-1-2	DNP	DNP	0-1-1	DNP	10-8-1	DNP
MISSOURI	3-4-17	89-78	W	5-4-0	8-6-0	DNP	0-0-0	6-6-3	DNP	8-5-0	DNP
(7) Missouri	3-8-17	83-86	L(OT)	0-0-1	3-4-0	DNP	DNP	11-1-2	DNP	9-1-0	DNP

(1) Cancun Challenge (Auburn, Ala.)

(2) Cancun Challenge (Cancun, MX)

(3) Under Armour Reunion (New York, N.Y., Madison Square Garden)

(4) Hall of Fame's Birthday of Basketball (Uncasville, Conn., Mohegan Sun)

(5) Hartford, Conn. (XL Center)

(6) SEC/Big 12 Challenge

(7) SEC Tournament (Nashville, Tenn. • Bridgestone Arena)



2016-17 GAME-BY-GAME TEAM STATS

Opponent	Score	FG-FGA	Pct	3FG-3FGA	Pct	FT-FTA	Pct	Rebounds		PF	A	TO	Blk	Stl
								Off-Def-Tot						
North Florida	66	22-57	.386	6-20	.300	16-24	.667	14-28-42	30	10	28	2	2	
at Auburn	83	25-60	.417	13-32	.406	20-31	.645	11-25-36	21	17	17	6	11	
(1) Georgia State	65	22-60	.367	5-23	.217	16-24	.667	12-23-35	31	9	18	3	8	
at Auburn	83	25-53	.472	7-21	.333	26-39	.667	10-29-39	23	13	16	6	7	
(1) Eastern Kentucky	64	22-67	.328	8-33	.242	12-16	.750	12-19-31	25	9	14	1	6	
at Auburn	85	27-59	.458	6-18	.333	25-42	.595	18-33-51	18	14	15	4	9	
(2) Auburn vs. Texas Tech	67	23-56	.411	8-26	.308	13-20	.650	9-22-31	22	12	13	3	8	
at Auburn	65	23-56	.411	5-19	.263	14-17	.824	7-27-34	19	9	17	3	5	
(2) Auburn vs. #17 Purdue	71	25-61	.410	6-24	.250	15-18	.833	8-15-23	16	9	13	3	10	
at Auburn	96	36-56	.643	17-26	.654	7-13	.538	8-31-39	20	20	21	1	6	
USC Upstate	83	32-76	.421	10-33	.303	9-14	.643	19-33-52	19	16	15	3	5	
at Auburn	90	35-77	.455	7-32	.219	13-22	.591	14-27-41	18	23	7	4	9	
Auburn	74	24-59	.407	11-27	.407	15-22	.682	8-23-31	25	10	10	7	8	
at UAB	70	23-53	.434	4-20	.200	20-27	.741	9-31-40	23	13	15	4	2	
(3) Auburn vs. Boston College	71	22-60	.367	8-25	.320	19-23	.826	7-25-32	19	9	16	11	13	
at Auburn	72	27-61	.443	7-22	.318	11-19	.579	14-35-49	21	12	22	3	6	
Coastal Carolina	72	25-78	.321	8-36	.222	14-23	.609	18-22-40	20	11	16	0	9	
at Auburn	117	40-72	.556	21-42	.500	16-22	.727	11-37-48	19	21	15	8	8	
Mercer	74	26-59	.441	10-25	.400	12-17	.706	16-25-41	25	11	15	0	2	
at Auburn	76	20-50	.400	9-24	.375	27-35	.771	7-19-26	20	15	7	3	4	
(4) Auburn vs. Oklahoma	74	22-50	.440	8-22	.364	22-29	.759	8-37-45	25	10	23	7	8	
at Auburn	70	23-72	.319	5-17	.294	19-26	.731	17-24-41	27	9	14	3	5	
(5) Auburn (OT) at UConn	70	25-76	.329	5-22	.227	15-21	.714	19-32-51	18	7	10	4	4	
at UConn	67	23-65	.354	4-28	.143	17-25	.680	13-33-46	24	11	11	10	4	
Georgia	96	31-60	.517	5-16	.313	29-38	.763	11-27-38	23	13	12	2	8	
at Auburn	84	29-62	.468	9-26	.346	17-27	.630	11-22-33	24	17	13	4	8	
Auburn	61	22-68	.324	6-21	.286	11-13	.846	12-25-37	18	8	12	4	8	
at Vanderbilt	80	28-58	.483	14-33	.424	10-16	.625	8-33-41	17	18	14	5	7	
Ole Miss	88	26-53	.491	12-27	.444	24-28	.857	7-19-26	26	15	17	1	8	
at Auburn	85	25-56	.446	8-23	.348	27-37	.730	15-21-36	23	9	16	1	6	
Auburn	77	25-59	.424	9-25	.360	18-33	.545	15-27-42	29	13	14	12	4	
at Missouri	72	22-68	.324	5-18	.278	23-33	.697	25-26-51	26	11	15	3	7	
Auburn	72	29-62	.468	9-16	.563	5-15	.333	9-19-28	31	8	13	2	1	
at #6 Kentucky	92	32-56	.571	11-19	.579	17-32	.531	12-28-40	18	19	13	6	3	
LSU	74	29-74	.392	6-26	.231	10-13	.769	22-24-46	19	11	15	2	6	
at Auburn	78	27-66	.409	5-21	.238	19-22	.864	17-25-42	14	10	11	8	8	
Alabama	64	24-58	.414	6-21	.286	10-19	.526	15-19-34	26	13	16	3	6	
at Auburn	84	24-48	.500	8-13	.615	28-42	.667	10-24-34	16	10	13	2	10	
Auburn	69	21-59	.356	3-21	.143	24-39	.615	16-21-37	24	8	19	8	7	
at #23 South Carolina	98	30-61	.492	15-26	.577	23-33	.697	13-25-38	29	23	15	5	7	
(6) Auburn at TCU	88	36-67	.537	4-15	.267	12-20	.600	13-25-38	18	23	19	4	9	
at TCU	80	33-65	.508	5-20	.250	9-20	.450	12-24-36	22	20	18	4	5	
Tennessee	87	28-63	.444	9-16	.563	22-27	.815	11-32-43	26	15	13	0	6	
at Auburn	77	25-66	.379	9-26	.346	18-25	.720	9-26-35	25	7	12	2	6	
Auburn	82	27-53	.509	15-27	.556	13-22	.591	7-21-28	21	12	14	3	8	
at Alabama	77	28-65	.431	8-32	.250	13-22	.591	21-26-47	20	10	15	3	9	
Mississippi State	92	27-59	.458	11-23	.478	27-34	.794	7-26-33	28	10	13	3	5	
at Auburn	98	32-62	.516	9-22	.400	25-38	.658	9-29-38	23	22	12	6	7	
Auburn	84	33-69	.478	13-30	.433	5-8	.625	10-28-38	22	16	20	8	9	
at Ole Miss	90	29-66	.439	5-20	.250	27-31	.871	11-28-39	16	18	11	1	11	
#13 Florida	114	33-59	.559	11-19	.579	37-42	.881	10-24-34	28	18	13	3	7	
at Auburn	95	31-73	.425	6-21	.286	27-39	.692	18-17-35	25	15	11	5	3	
Auburn	62	23-67	.343	11-34	.324	5-7	.714	12-16-28	20	15	12	2	12	
at Texas A&M	81	31-45	.689	9-14	.643	10-18	.556	4-33-37	13	18	19	8	10	



2016-17 GAME-BY-GAME TEAM STATS (cont.)

Opponent	Score	FG-FGA	Pct	3FG-3FGA	Pct	FT-FTA	Pct	Rebounds			PF	A	TO	Blk	Stl
								Off	Def	Tot					
Auburn	98	33-64	.516	14-31	.452	18-22	.818	13	26	39	18	15	13	4	9
at LSU	75	24-59	.407	8-22	.364	19-21	.905	10	20	30	18	12	16	0	6
Arkansas	79	29-58	.500	5-17	.294	16-20	.800	9	32	41	23	13	12	4	6
at Auburn	68	23-62	.371	10-24	.417	12-23	.522	11	22	33	16	11	7	3	3
Auburn	78	27-61	.443	12-27	.444	12-16	.750	13	23	36	15	13	13	6	5
at Georgia	79	27-64	.422	10-22	.455	15-16	.938	15	24	39	16	9	11	4	8
Missouri	78	22-64	.344	13-38	.342	21-26	.808	11	21	32	22	14	8	1	6
at Auburn	89	32-57	.561	9-26	.346	16-28	.571	9	32	41	22	16	12	9	6
(7) Auburn vs. (OT)	83	24-55	.436	11-25	.440	24-36	.667	10	29	39	24	13	16	3	6
Missouri	86	24-57	.421	16-34	.471	22-31	.710	7	26	33	25	15	10	3	6

(1) Cancun Challenge (Auburn, Ala.)

(2) Cancun Challenge (Cancun, MX)

(3) Under Armour Reunion (New York, N.Y., Madison Square Garden)

(4) Hall of Fame's Birthday of Basketball (Uncasville, Conn., Mohegan Sun)

(5) Hartford, Conn. (XL Center)

(6) SEC/Big 12 Challenge

(7) SEC Tournament (Nashville, Tenn. • Bridgestone Arena)



2016-17 TEAM HIGHS & LOWS

AUBURN		
	HIGH	LOW
POINTS SCORED	117 vs. Coastal Carolina	61 at Vanderbilt
POINTS, FIRST HALF	56 vs. Coastal Carolina	27 at #23 South Carolina/at Texas A&M
POINTS, SECOND HALF	61 vs. Coastal Carolina	29 vs. Texas Tech
POINT DIFFERENTIAL	+45 vs. Coastal Carolina	-29 at #23 South Carolina
FIELD GOALS MADE	40 vs. Coastal Carolina	20 vs. Mercer
FIELD GOALS ATTEMPTED	77 vs. USC Upstate	48 vs. Alabama (H)
FIELD GOAL PERCENTAGE	.561 (32-of-57) vs. Missouri (H)	.324 (22-of-68) at Vanderbilt
3-POINTERS MADE	21 vs. Coastal Carolina	3 at #23 South Carolina
3-POINTERS ATTEMPTED	42 vs. Coastal Carolina	13 vs. Alabama (H)
3-POINT PERCENTAGE	.615 (8-13) vs. Alabama	.143 (3-21) at #23 South Carolina
FREE THROWS MADE	28 vs. Alabama	5 at #6 Kentucky/at Ole Miss/at Texas A&M
FREE THROW ATTEMPTS	42 vs. Eastern Kentucky/Alabama (H)	7 at Texas A&M
FREE THROW PCT.	.864 (19-of-22) vs. LSU (H)	.333 (5-of-15) at #6 Kentucky
REBOUNDS	51 vs. Eastern Kentucky/at UConn	23 vs. #17 Purdue
OFFENSIVE REBOUNDS	19 at UConn	7 vs. Boston College/Mercer/at Alabama
DEFENSIVE REBOUNDS	37 vs. Coastal Carolina/Oklahoma	15 vs. #17 Purdue
REBOUND MARGIN	+20 vs. Eastern Kentucky	-19 at Alabama
ASSISTS	23 vs. USC Upstate/at TCU	7 at UConn/vs. Tennessee
TURNOVERS	23 vs. Oklahoma	7 vs. USC Upstate/Mercer/Arkansas
BLOCKED SHOTS	12 at Missouri	1 vs. Ole Miss (H)
STEALS	13 vs. Boston College	1 at Kentucky
FOULS	31 at #6 Kentucky	14 vs. LSU (H)

OPPONENTS		
	HIGH	LOW
POINTS SCORED	114 by #13 Florida	64 by Eastern Kentucky/Alabama (H)
POINTS, FIRST HALF	51 by #6 Kentucky	22 by Oklahoma
POINTS, SECOND HALF	64 by Mississippi State/#13 Florida	29 by Boston College/at UConn
POINT DIFFERENTIAL	+29 by #23 South Carolina	-45 by Coastal Carolina
FIELD GOALS MADE	36 by #17 Purdue	22 by N. Fla./Ga. State/Eastern Ky./Mizzou (H & A)
FIELD GOALS ATTEMPTED	78 by Coastal Carolina	45 by Texas A&M
FIELD GOAL PERCENTAGE	.689 (31-of-45) by Texas A&M	.319 (23-of-72) by Oklahoma
3-POINTERS MADE	17 by #17 Purdue	4 by UAB/UConn
3-POINTERS ATTEMPTED	38 by Missouri (H)	14 by Texas A&M
3-POINT PERCENTAGE	.654 (17-of-26) by #17 Purdue	.143 (4-of-28) by UConn
FREE THROWS MADE	37 by #13 Florida	7 by #17 Purdue
FREE THROW ATTEMPTS	42 by #13 Florida	13 by #17 Purdue/LSU (H)
FREE THROW PCT.	.938 (15-of-16) by Georgia (A)	.450 (9-of-20) by TCU
REBOUNDS	52 by USC Upstate	26 by Ole Miss (H)
OFFENSIVE REBOUNDS	25 by Missouri (A)	4 by Texas A&M
DEFENSIVE REBOUNDS	35 by Boston College	19 by Eastern Kentucky/Ole Miss (H)/Alabama (H)
REBOUND MARGIN	+17 by Boston College	-20 by Eastern Kentucky
ASSISTS	23 by #23 South Carolina	9 by Ga. State/Eastern Ky./TX Tech/Okla./at UGA
TURNOVERS	28 by North Florida	8 by Missouri (H)
BLOCKED SHOTS	10 at UConn	0 by Coastal Carolina/Mercer/at LSU
STEALS	11 by Ole Miss (A)	2 by North Florida/at UAB/Mercer
FOULS	31 by Georgia State	13 by Texas A&M



2016-17 STARTING LINEUPS

Date	Opponent	W-L	F/C	Forward	Guard	Guard	Guard
11-11	North Florida	W	Spencer	Purifoy	Harper	Brown	Heron
11-14	(1) Georgia State	W	Spencer	Purifoy	Harper	Brown	Heron
11-17	(1) Eastern Kentucky	W	Spencer	Purifoy	Harper	Brown	Heron
11-22	(2) vs. Texas Tech	W	Spencer	Purifoy	Harper	Brown	Heron
11-23	(2) vs. #17 Purdue	L	Spencer	Purifoy	Johnson	Brown	Heron
11-29	USC Upstate	W	Spencer	Purifoy	Harper	Brown	Heron
12-3	at UAB	W	Spencer	Purifoy	Harper	Brown	Heron
12-12	(3) vs. Boston College	L	Spencer	Purifoy	Harper	Brown	Heron
12-15	Coastal Carolina	W	Smith	Purifoy	Harper	Lang	Heron
12-18	Mercer	W	Smith	Purifoy	Harper	Lang	Heron
12-21	(4) vs. Oklahoma	W	Wiley	Purifoy	Harper	Lang	Heron
12-23	(5) at UConn	W(OT)	Wiley	Purifoy	Harper	Lang	Heron
12-29	Georgia	L	Wiley	Purifoy	Harper	Lang	Heron
1-4	at Vanderbilt	L	Wiley	Purifoy	Harper	Lang	Heron
1-7	Ole Miss	L	Wiley	Purifoy	Harper	Lang	Heron
1-10	at Missouri	W	Wiley	McLemore	Harper	Lang	Heron
1-14	at #6 Kentucky	L	Wiley	Dunans	Harper	Lang	Heron
1-18	LSU	W	Wiley	Spencer	Harper	Dunans	Heron
1-21	Alabama	W	Wiley	Spencer	Harper	Dunans	Heron
1-24	at #23 South Carolina	L	Wiley	Purifoy	Harper	Dunans	Heron
1-28	(6) at TCU	W	Wiley	Spencer	Harper	Dunans	Heron
1-31	Tennessee	L	Wiley	Spencer	Harper	Dunans	Heron
2-4	at Alabama	W	Wiley	Purifoy	Harper	Dunans	Heron
2-7	Mississippi State	W	Wiley	Purifoy	Harper	Dunans	Heron
2-11	at Ole Miss	L	Wiley	Purifoy	Harper	Dunans	Heron
2-14	#13 Florida	L	Wiley	Purifoy	Harper	Dunans	Heron
2-18	at Texas A&M	L	Wiley	Purifoy	Harper	Brown	Heron
2-21	at LSU	W	Wiley	Purifoy	Harper	Brown	Heron
2-25	Arkansas	L	Wiley	Purifoy	Harper	Brown	Heron
3-1	at Georgia	L	Wiley	Purifoy	Harper	Brown	Heron
3-4	Missouri	W	Wiley	Smith	Johnson	Dunans	Heron
3-8	(7) vs. Missouri	L(OT)	Wiley	Purifoy	Harper	Brown	Heron

(1) Cancun Challenge (Auburn, Ala.); (2) Cancun Challenge (Cancun, Mexico); (3) Under Armour Reunion (New York, N.Y.); (4) Basketball Hall of Fame’s Birthday of Basketball (Uncasville, Conn.); (5) Hartford, Conn. (XL Center); (6) SEC/Big 12 Challenge; (7) SEC Tournament (Nashville, TN • Bridgestone Arena)

STARTING LINEUPS

(Harper, Heron, Lang, Purifoy, Smith)	2-0 (1.000)
(Dunans, Heron, Johnson, Smith, Wiley)	1-0 (1.000)
(Harper, Heron, Lang, McLemore, Wiley)	1-0 (1.000)
(Brown, Harper, Heron, Purifoy, Spencer)	6-1 (.857)
(Dunans, Harper, Heron, Spencer, Wiley)	3-1 (.750)
(Dunans, Harper, Heron, Purifoy, Wiley)	2-3 (.400)
(Harper, Heron, Lang, Purifoy, Wiley)	2-3 (.400)
(Brown, Harper, Heron, Purifoy, Wiley).....	1-4 (.200)
(Brown, Heron, Johnson, Purifoy, Spencer)	0-1 (.000)
(Dunans, Harper, Heron, Lang, Wiley).....	0-1 (.000)

AUBURN’S RECORD WHEN STARTS

LaRon Smith	3-0 (1.000)
Anfernee McLemore.....	1-0 (1.000)
Horace Spencer	9-3 (.750)
Jared Harper	17-13 (.567)
Mustapha Heron.....	18-14 (.563)
TJ Lang	5-4 (.556)
T.J. Dunans.....	6-5 (.545)
Bryce Brown	7-6 (.538)
Danjel Purifoy.....	13-12 (.520)
Ronnie Johnson.....	1-1 (.500)
Austin Wiley	10-12 (.455)

MARGIN OF VICTORY/DEFEAT

	1	2	3	4	5	6	7	8	9	10-15	16-19	20-24	25-29	30-49	50+
Wins	0	2	1	3	2	1	1	1	0	1	2	3	0	1	0
Losses	2	0	2	0	0	1	0	0	0	3	3	1	2	0	0



2016-17 LAST TIME

AN AUBURN INDIVIDUAL

Scored at least 30 points: Chris Denson (30) vs. Mississippi State (2-15-14)
Scored at least 35 points: Toney Douglas (38) vs. Nicholls State (11-24-04)
Scored at least 40 points: Wesley Person (44) vs. UAB (12-16-93)
Two players with at least 20 points: Jared Harper (24 pts) & Mustapha Heron (20 pts) vs. Ole Miss (1-7-17)
Two players with at least 20 points (SEC): Jared Harper (24 pts) & Mustapha Heron (20 pts) vs. Ole Miss (1-7-17)
Two freshmen with at least 20 points: Jared Harper (24 pts) & Mustapha Heron (20 pts) vs. Ole Miss (1-7-17)
Two freshmen with at least 20 points (SEC): Jared Harper (24 pts) & Mustapha Heron (20 pts) vs. Ole Miss (1-7-17)
Three players with at least 20 points: KT Harrell (24), Tahj Sham-sid-Deen (21) & Cinmeon Bowers (20) vs. Louisiana (11-21-14)
Scored 20 points in a half: Austin Wiley (21 points) at TCU (1-28-17)
Scored 20 points in 1st half: Chris Denson (20 points) vs. Northwestern State (11-15-13)
Scored 20 points in 2nd half: Austin Wiley (21 points) at TCU (1-28-17)
Scored 25 points in a half: Chris Denson (26 points) vs. Alabama (1-30-14)
Two players with 25 points: Chris Denson (30 points) & KT Harrell (26 points) vs. Mississippi State (2-14-14)
Two players with 25 points (SEC): Chris Denson (30 points) & KT Harrell (26 points) vs. Mississippi State (2-14-14)
A player w/back-to-back 25-point games: DAnjel Purifoy, 27 pts. vs. Boston College (12-12-16) and 27 pts. vs. Coastal Carolina (12-15-16)
A player w/back-to-back 25-point SEC games: Kareem Canty, 26 pts vs. #13 Kentucky (1-16-16) and 25 pts vs. Alabama (1-19-16)
A player w/3 straight 25-point SEC games: Chris Denson, 25 pts at South Carolina (2-5-14); 29 pts at LSU (2-8-14); 26 pts vs. Kentucky (2-12-14); 30 pts vs. Mississippi State (2-15-14)
A player w/4 straight 25-point SEC games: Chris Denson, 25 pts at South Carolina (2-5-14); 29 pts at LSU (2-8-14); 26 pts vs. Kentucky (2-12-14); 30 pts vs. Mississippi State (2-15-14)
A player w/5 straight 25-point SEC games: Keenan Carpenter, 44 pts vs. LSU (1-8-89); 28 pts vs. Mississippi State (2-11-89); 33 pts at Florida (2-15-89); 32 pts at Ole Miss (2-18-89); 29 pts vs. Kentucky (2-20-89)
A player w/5 straight 20-point SEC games: Tay Waller, 29 pts v. Arkansas (2-20-10); 29 pts at Ole Miss (2-24-10); 26 pts v. LSU (2-27-10); 22 pts vs. Miss. State (3-3-10), 22 pts at Alabama (3-6-10)
Zero players scored in double figures: at Vanderbilt (1-7-12)
Only one player scored in double figures: Bryce Brown (18 points) at Tennessee (2-9-16)
1 player score half team's points: Frankie Sullivan (22 points) vs. Long Beach State in 64-43 loss in Honolulu, Hawaii (12-23-11)
Four freshmen scored in double figures: Anfernee McLemore (19 pts), Danjel Purifoy (11 pts), Austin Wiley (11 pts) and Jared Harper (10 pts) vs. #13 Florida (2-14-17)
Four freshmen scored in double figures (SEC): Anfernee McLemore (19 pts), Danjel Purifoy (11 pts), Austin Wiley (11 pts) and Jared Harper (10 pts) vs. #13 Florida (2-14-17)
Five players scored in double figures: Mustapha Heron (15 pts), Bryce Brown (13 pts), Danjel Purifoy (13 pts), T.J. Dunans (11 pts) and Ronnie Johnson (11 pts), Missouri (3-8-17)
Five players scored in double figures (SEC): Mustapha Heron (15 pts), Bryce Brown (13 pts), Danjel Purifoy (13 pts), T.J. Dunans (11 pts) and Ronnie Johnson (11 pts), Missouri (3-8-17)
All five starters scored in double figures: Tyler Harris (21 pts), TJ Lang (14 pts), Cinmeon Bowers (12 pts), Kareem Canty (11 pts) and T.J. Dunans (10 pts) at Coastal Carolina (12-2-15)
Six players scored in double figures: Bryce Brown (15 pts), Mustapha Heron (13 pts), Danjel Purifoy (12 pts), T.J. Dunans (10 pts) and Austin Wiley (10 pts) at Georgia (3-1-17)
Six players scored in double figures (SEC): Bryce Brown (15 pts), Mustapha Heron (13 pts), Danjel Purifoy (12 pts), T.J. Dunans (10 pts)

and Austin Wiley (10 pts) at Georgia (3-1-17)
9 players made a 3-pointer: vs. Coastal Carolina (12-15-16)
Had at least 15 rebounds: Danjel Purifoy at UConn (12-23-16)
Had at least 15 rebounds (SEC): Cinmeon Bowers vs. Ole Miss (18 rebounds) (2-20-16)
Had at least 20 rebounds: Kelvin Ardister v. Tenn. (20 reb) (1-4-89)
Had at least 25 rebounds: Rex Frederick at Ole Miss (25 rebounds) (1-6-58)
At least 20 pts & 20 reb: Kelvin Ardister v. Tenn. (22 pts, 20 reb) (1-4-89)
Two players with at least 10 rebounds: Cinmeon Bowers (13 reb) and Tyler Harris (12 reb) at Alabama (2-27-16)
At least three players with 10 rebounds: at Virginia, Korvotney Barber (13 rebounds), Quantez Robertson (10 rebounds), Lucas Hargrove (10 rebounds), (12-20-08)
Double-Double: Mustapha Heron (15 pts, 14 reb) vs. Missouri (3-8-17)
2 straight Double-Doubles: Cinmeon Bowers 12 pts, 15 reb vs. Vanderbilt (2-13-16); 14 pts, 10 reb at Arkansas (2-17-16) and 11 pts, 18 reb vs. Ole Miss (2-20-16)
3 straight Double-Doubles: Cinmeon Bowers 12 pts, 15 reb vs. Vanderbilt (2-13-16); 14 pts, 10 reb at Arkansas (2-17-16) and 11 pts, 18 reb vs. Ole Miss (2-20-16)
4 Straight Double-Doubles: Cinmeon Bowers 19 pts, 19 reb vs. MTSU (12-12-15); 13 pts, 12 reb vs. Mercer (12-15-15); 12 pts, 11 reb at #10 Xavier (12-19-15); 12 pts, 12 reb vs. New Mexico (12-22-15)
5 Straight Double-Doubles: Jeff Moore 26 pts, 11 rebs vs. Ole Miss (3-2-88), 20 pts, 11 rebs at LSU (3-5-88), 22 pts, 11 rebs vs. Georgia (SEC) (3-11-88), 13 pts, 13 rebs. vs. Bradley (NCAA) (3-17-88), 22 pts, 11 rebs vs. Oklahoma (NCAA) (3-19-88)
Two players had a double-double: Tyler Harris (20 pts, 11 reb) and Cinmeon Bowers (13 pts, 12 reb) vs. Mercer (12-15-15)
Double-Double with points and assists: Kareem Canty (17 points, 10 assists) vs. Northwestern State (11-27-15)
Triple-Double: Kenny Gabriel (24 pts, 13 reb, 10 blk) vs. Bethune-Cookman (1-2-12)
10 assists: Kareem Canty (10 ast) vs. Northwestern State (11-27-15)
2 players with at least 5 Blocked Shots: Rob Chubb & Willy Kouassi v. Nicholls State (5 each) (11-25-11)...also Kenny Gabriel (4 blocks)
At least 10 Blocks: Kenny Gabriel v. Bethune-Cookman (10 blks) (1-2-12)
At least 5 Steals: Antoine Mason (5 steals) at LSU (2-6-15)
At least 5 Steals (SEC): Antoine Mason (5 steals) at LSU (2-6-15)
Made 11 straight 3s: Jordan Price (4-4 Gramb/4-4 Furman/3-3 Tennessee Tech (12-11,15,18-2012). Ties SEC record by Vandy's Kevin Anglin 1992
Made 27 straight free throws: Danjel Purifoy 11-23-16/12-18-16 to tie Frankie Sullivan (27-of-27) to open 2009-10 season to set Auburn consecutive made record; 21 in 2012-13
Made 20 straight free throws: Danjel Purifoy 11-23-16/12-18-16 to tie Frankie Sullivan (27-of-27) to open 2009-10 season to set Auburn consecutive made record; 21 in 2012-13
Led team in points, rebounds, assists, blocks, steals: Cinmeon Bowers at Georgia (12 points, 13 rebounds, 1 assists, 2 steals, 2 blocks), (2-6-16)
Hit buzzer beater shot to win a game: T.J. Dunans vs. Mercer, 3-pt FG, (76-74), (12-18-16)
Played more than 40 minutes: Danjel Purifoy vs. UConn, 44 minutes (12-23-16)

AN AUBURN TEAM

Defeated a ranked team: vs. #14/13 Kentucky (1-16-16)
Defeated a ranked team at home: vs. #14/13 Kentucky (1-16-16)
Defeated a ranked team on the road: at #25 Alabama (2-24-07)
Defeated a top-10 team: vs. #8 Wake Forest (3-23-03 / NCAA Tournament)
Defeated a top-10 team at home: vs. #9 Alabama (1-18-03)
Defeated a top-10 team on the road: at #8 Arkansas (1-23-93)
Won in Overtime: at UConn, 70-67 (ot), (12-23-16)
Lost in Overtime: vs. Missouri, 86-83 (ot) (3-8-17)
Won in Double Overtime: vs. Xavier, 89-88 (2ot) (12-20-14)



2016-17 LAST TIME

Lost in Double Overtime: at Arkansas, 88-80 (2ot) (1-16-13)
Played back-to-back Overtime Games: v. Ole Miss, W 69-68 (2ot) (1-14-12) and at LSU, L 65-58 (ot) (1-17-12)
Lost back-to-back Road Overtime Games: at Arkansas, 82-79 (2-6-10) and at Mississippi State, 85-75 (2-13-10)
Lost back-to-back Games in Final 5 Seconds: at Alabama (0.3 sec), 51-49 (2-23-11) and vs. Arkansas (5.0 sec.), 57-55 (2-26-11)
3 straight games decided on final possession: at Alabama (0.3 sec), L, 51-49 (2-23-11), v. Arkansas (5.0 sec.), L, 57-55 (2-26-11), v. Ole Miss (OM chance to tie on last possession) W, 76-73 (3-2-11)
Played at least three overtimes: vs. Georgia, (3-1-79), (4ot) in SEC Tournament in Birmingham, Ala.
Missed 23 straight FGs: at Arkansas (1-25-11), last fga 1st half, 0-22 start 2nd
Shot 70% for a half: 74.1% (20-27) vs. Arkansas-Pine Bluff (12/30/13)
Shot 70% for a half (SEC): 72.7% (16-22) at Ole Miss (2-22-03)
Shot 60% for a game: 61.1% (33-54) at Arkansas (2/17/16)
Shot 60% for a game (SEC): 61.1% (33-54) at Arkansas (2/17/16)
Shot less than 30% for game: vs. Tennessee (17-57, 29.8%) (3-9-16)
Shot 100% from the free throw line: v. Long Beach St. (6-6) (12-23-11)
Shot less than 15% from free throw line: v. Florida (1-8, 12.5%) (1-20-11)
Shot 60% from 3-point line: 61.5% (8-13) vs. Alabama (1-21-17)
Shot less than 30% in half: 29.4% (10-34) (1st) at Texas A&M (2-18-17)
Shot less than 30% in both halves of a game: 25.8% (8-31) (1st) and 21.4% (6-28) (2nd) at Tennessee (2-9-16)
Shot less than 20% in half: 18.2% (6-33) at Colorado (2nd) (11-17-14)
Shot less than 10% in a half: 8.3% (2-24) vs. LSU (1st half), (1-8-11)
Shot 55% or better and lost: at Tennessee (56.1%, 32-57) (2-15-06)
Attempted 50 free throws: 52 att. Vanderbilt, (2-6-54)
Attempted 43 free throws: 43 att. vs. North Florida, (12-17-11)
Attempted 40 free throws: 42 att. vs. Alabama, (1-21-17)
Att. at least 30 free throws in half: Georgia (22-of-30, 2nd) (2-24-16)
Att. less than 10 free throws: at Texas A&M (5-of-7) (2-18-17)
Made 30 free throws: 31 vs. Arkansas, 40 att. (2-10-15)
Made 30 free throws (SEC): 31 vs. Arkansas, 40 att. (2-10-15)
Made 30 free throws (SECT): v. Fla. (32) 44 fta. (3-10-00), SEC Tour. in Atlanta
Made at least 20 3-point field goals: vs. Coastal Carolina (21-of-42) (12-15-16)
Made at least 15 3-point field goals: at Alabama (15-of-27) (2-4-17)
Made at least 10 3-point field goals: vs. Missouri (11-of-25) (3-8-17)
Failed to make 3-pt field goal: vs. Kentucky (0-15) (1-19-13); at Ole Miss (0-14) (3-1-97) & vs. Florida (0-6) (1-31-87, AU won)
Had at least 50 rebounds: at UConn (51 rebounds) (12-23-16)
Had less than 20 rebounds: vs. Presbyterian (19 reb.) (12-18-10)
Had +20 rebounding margin: +20 (51-31) vs. Eastern Kentucky (11-18-16)
Had 25 assists: vs. Tennessee State (26 assists) (12-19-06)
Had at least 15 steals: vs. Georgia Southern (16 steals) (12-29-10)
Had at least 10 blocks: at Missouri (12 Blocks) (1-10-17)
Had at least 17 blocks: vs. Nicholls State (17 Blocks) (11-25-11)
Had at least 27 lead changes: at Arkansas (27 l.c., 13 ties) (1-16-13)
Scored 50 points in the 1st half: vs. Missouri (54 pts) (3-4-17)
Scored 50 points in the 2nd half: at LSU (53 pts) (2-21-17)
Scored 50 points in the 1st half (SEC): vs. Missouri (54 pts) (3-4-17)
Scored 50 points in the 2nd half (SEC): at LSU (53 pts) (2-21-17)
Scored 50 points in both halves: vs. Coastal Carolina (56 pts, 1st and 61 pts, 2nd) (12-15-16)
Scored 60 points in a half: vs. Coastal Carolina (61 pts, 2nd) (12-15-16)
Scored 60 points in a half (SEC): at Tennessee (64 points) (2-15-06)
Scored 70 points in a half: vs. Northwestern State (72 points, 2nd) (11-27-15)
Scored 100 points (SEC): vs. Alabama (102 points) (2-13-99)
Scored 100 points (Non-Conf): vs. Coastal Carolina (117 points) (12-15-16)
60 Scored under 20 points in 1st half: at Vanderbilt (19 points) (1-6-15)

Scored under 20 points in 2nd half: vs. Tulsa (14 pts) (11-24-14)
Scored under 10 points in a half: vs. LSU (6 points, 1st half) (1-8-11)
Scored 35 or under points in a game: vs. Tulsa (35 pts) (11-24-14)
Scored under 50 points in a game: at Tennessee (45 points) (2-9-16)
Scored under 50 points in game (SEC): at Tennessee (45 points) (2-9-16)
Biggest comebacks to win: 22 pts at half, AU 82, #13 Louisville 78, Puerto Rico Shootout Championship game (11-26-95); 20 pts w/2:01 left in 1st, AU 76, Ole Miss 73 (3-2-11); 19 pts w/10:43 left, #14 AU 73, at LSU 70 (1-9-99); 19 pts with 11:01 left and 14 pts with 5:00 left, at AU 65, Miss. St. 62 (2-12-14)

OPPONENT PLAYER

Scored at least 30 points: Kevin Puryear (30), vs. Missouri (3-8-17)
Scored at least 30 pts (SEC): Kevin Puryear (30), vs. Missouri (3-8-17)
Scored at least 35 points: Tasmin Mitchell (38), at LSU, (1-20-10)
Scored at least 40 points: Hersey Hawkins, Bradley, (44 points), (3-17-88), in NCAA Tournament in Atlanta, Ga.
Totalled at least 20 points and 20 rebounds: Louis Amundson, UNLV (22 points and 22 rebounds), (12-12-04)
Two players with 20 points: Terence Davis (26 pts) and Cullen Neal (20 pts) at Ole Miss (2-11-17)
Three players with 20 points: Odarte Blankson (22 points), Louis Amundson (22 points), Jerel Blassingame (20 points), UNLV, (12-12-04)
Only one player scored in double figures: Antonio Blakeney (29 pts) at LSU (2-21-17)
Zero players scored in double figures: Florida A&M (1-4-14)
Five players scored in double figures: Admon Gilder (17 pts), Robert Williams (13 pts), Tyler Davis (12 pts), JC Hampton (12 pts) and Tony Trocha-Morelos, Texas A&M (2-18-17)
Five players scored in double figures (SEC): Admon Gilder (17 pts), Robert Williams (13 pts), Tyler Davis (12 pts), JC Hampton (12 pts) and Tony Trocha-Morelos, Texas A&M (2-18-17)
Six players scored in double figures: Canyon Barry (30 pts), KeVaughn Allen (17 pts), Devin Robinson (14 pts), Kasey Hill (11 pts), Chris Chiozza (11 pts), John Egbunu (10 pts) and Justin Leon, #13 Florida [7 players] (2-14-17)
Six players scored in double figures (SEC): Canyon Barry (30 pts), KeVaughn Allen (17 pts), Devin Robinson (14 pts), Kasey Hill (11 pts), Chris Chiozza (11 pts), John Egbunu (10 pts) and Justin Leon, #13 Florida [7 players] (2-14-17)
Seven players scored in double figures: Canyon Barry (30 pts), KeVaughn Allen (17 pts), Devin Robinson (14 pts), Kasey Hill (11 pts), Chris Chiozza (11 pts), John Egbunu (10 pts) and Justin Leon, #13 Florida (2-14-17)
Seven players scored in double figures (SEC): Canyon Barry (30 pts), KeVaughn Allen (17 pts), Devin Robinson (14 pts), Kasey Hill (11 pts), Chris Chiozza (11 pts), John Egbunu (10 pts) and Justin Leon, #13 Florida (2-14-17)
Double-Double: Derek Ogbeide (10 pts, 15 rebs) at Georgia (3-1-17)
Double-Double with points and assists: Kasey Hill (11 pts, 12 asts), #13 Florida (2-14-17)
Two players had a double-double: Isaac Haas (10 pts, 10 rebs) and Caleb Swanigan (14 pts, 10 rebs), #17 Purdue (11-23-16)
Triple-Double: Luke Kornet (11 pts, 11 rebs, 10 blks) at Vanderbilt (1-12-16)
Had 15 rebounds: Derek Ogbeide (15 reb), at Georgia (3-1-17)
Had 20 rebounds: Murphy Holloway, at Ole Miss, (20 reb), (2-24-10)
Had 10 assists: Kasey Hill, #13 Florida, (12 assists), (2-14-17)
Had 10 blocks: Luke Kornet, Vanderbilt (10 blk) (1-12-16)
Had 5 blocks: Robert Williams, Texas A&M (6 blk) (2-18-17)
Had 5 steals: Dazon Ingram, Alabama (5 steals) (2-4-17)

OPPONENT TEAM

Shot less than 30% in a game: Florida A&M (21.9%, 14-64) (1-4-14)
Shot less than 30% in a game (SEC): Alabama (28.6%, 14-49) (2-6-13)
Shot less than 15% in a half: at Arkansas (14.8%, 4-27) (1-25-12)
Shot 60% in a game: Texas A&M, 68.9% (31-of-45) (2/18/17)
Shot 60% in a game (SEC): Texas A&M, 68.9% (31-of-45) (2/18/17)
Shot 69% 3fgs in a game: vs. UTEP in Honolulu, 69.2% (9-13) (12-25-



11)
Shot 60% 3fgs in a game: Texas A&M, 64.3% (9-of-14), (2-18-17)
Shot 55% or better and lost: Tennessee State 56.5% (26-46) (11-26-13)
Shot 55% or better and lost (SEC): Tennessee 59.2% (29-49) (2-7-09)
Shot 30% or less and won (SEC): Alabama 26.2% (11-42) (2-23-11)
Scored 100 points: #13 Florida (114 points), (2-14-17)
Scored 60 points in a half: #13 Florida (64 points in 2nd half), (2-14-17)
Scored 70 points in a half: Northwestern State (72 pts in 2nd half), (11-15-13)
Scored 15 points or under in a 1st half: Grambling (15 pts) (12-11-12)
Scored 15 points or under in a 1st half (SEC): Georgia (15 pts) (2-1-12)
Scored 15 points or under in a 2nd half (SEC): Alabama (14 pts) (2-6-13)
Scored under 13 points in a 2nd half: Alabama A&M (12 points) (12-29-08)
Scored under 40 points in a game: Alabama (37 points) (2-6-13)
Scored under 50 points in a game (SEC): Florida (45 points) (1-20-11)
Had 50 rebounds: Missouri (51 rebounds) (1-10-17)
Had +20 rebound margin: +24 (51-27), #18 Texas A&M (3-1-16)
Had 25 assists: at Kentucky (25 assists), (2-21-15)
Had 15 steals: at Alabama A&M (15 steals) (12-1-09)
Had 10 blocks: at UConn (10 blocks) (12-23-16)
Failed to make a 3-point field goal: Dayton (0-24) in Chicago Invitational in Hoffmann Estates, Ill. (11-28-08) • set NCAA Record
Attempted 40 free throws: vs. #13 Florida (37-of-42), (2-14-17)
Attempted 40 free throws (SEC): vs. #13 Florida (37-of-42), (2-14-17)
Attempted less than 10 free throws: LSU (3-8) (2/24/15)
Made 30 free throws: vs. #13 Florida (37-of-42), (2-14-17)
Attempted at least 30 free throws in a half: at LSU (26-36 - 2nd Half) (2-8-14)
Made at least 18 3-point field goals: Samford (18-of-33) (11-19-10)
Made at least 15 3-point fgs: vs. Missouri (16-of-34) (3-8-17)
Made at least 10 3-point fgs: vs. Missouri (16-of-34) (3-8-17)
Scored under 50 points in a game (SEC): Florida (45 points) (1-20-11)
Had 50 rebounds: #18 Texas A&M (51 rebounds) (3-1-16)
Had +20 rebound margin: +24 (51-27), #18 Texas A&M (3-1-16)
Had 25 assists: at Kentucky (25 assists), (2-21-15)
Had 15 steals: at Alabama A&M (15 steals) (12-1-09)
Had 10 blocks: at Vanderbilt (10 blocks) (1-12-16)
Failed to make a 3-point field goal: Dayton (0-24) in Chicago Invitational in Hoffmann Estates, Ill. (11-28-08) • set NCAA Record
Attempted 40 free throws: vs. LSU (SECT) (44 attempts), (3-13-15)
Attempted 40 free throws (SEC): vs. LSU (SECT) (44 attempts), (3-13-15)
Attempted less than 10 free throws: LSU (3-8) (2/24/15)
Made 30 free throws: vs. Kentucky (SECT) (30-35) (3-14-15)
Attempted at least 30 free throws in a half: at LSU (26-36 - 2nd Half) (2-8-14)
Overcame a 20+-point deficit to win: at Ole Miss (23 points, 52-29, 18:13 2H) (2-7-17)
Overcame a 20+-point deficit in 2H to win: at Ole Miss (23 points, 52-29, 18:13 2H) (2-7-17)
Overcame a 15+-point deficit to win: at Georgia (16 points, 28-12, 7:45 1H)



LARGEST LEAD/LARGEST DEFICIT

Date	Opponent	Result	Largest Lead	Largest Deficit	Tied	Lead Changes
Nov. 11	North Florida	W, 83-66	30 (61-31; 15:46, 2nd)	2 (2-0; 19:24, 1st)	1	1
Nov. 14	(1) Georgia State	W, 83-65	19 (82-63; :48, 2nd)	3 (5-2; 17:11, 1st)	9	6
Nov. 17	(1) Eastern Kentucky	W, 85-64	21 (85-64; :07, 2nd)	6 (27-21; 6:45, 1st)	1	2
Nov. 22	(2) vs. Texas Tech	W, 67-65	19 (42-23; 16:18, 2nd)	---	0	0
Nov. 23	(2) vs. #17 Purdue	L, 71-96	3 (23-20; 9:31, 1st)	27 (94-67; 1:10, 2nd)	3	14
Nov. 29	USC Upstate	W, 90-83	18 (36-18; 6:47, 1st)	---	0	0
Dec. 3	at UAB	W, 74-70	11 (66-55; 6:31, 2nd)	7 (23-16; 8:44, 1st)	4	7
Dec. 12	(3) vs. Boston College	L, 71-72	4 (69-65; 2:00, 2nd)	10 (12-2; 16:03, 1st)	3	6
Dec. 15	Coastal Carolina	W, 117-72	52 (117-65; 1:18, 2nd)	---	0	0
Dec. 18	Mercer	W, 76-74	6 (61-55; 9:11, 2nd)	7 (29-22; 3:51, 1st)	12	16
Dec. 21	(4) vs. Oklahoma	W, 74-70	17 (45-28; 16:41, 2nd)	2 (2-0; 19:13, 1st)	4	8
Dec. 23	(5) at UConn	W, 70-67 (OT)	6 (58-52; 4:49, 2nd)	7 (12-5; 11:57, 1st)	5	13
Dec. 29	Georgia	L, 84-96	13 (33-20; 9:29, 1st)	15 (96-81; :58, 2nd)	3	1
Jan. 4	at Vanderbilt	L, 61-80	---	26 (80-54; 3:57, 2nd)	0	0
Jan. 7	Ole Miss	L, 85-88	8 (27-19; 6:04, 1st)	12 (72-60; 5:29, 2nd)	2	6
Jan. 10	at Missouri	W, 77-72	6 (16-10; 11:44, 1st)	6 (44-38; 15:21, 2nd)	5	14
Jan. 14	at #6 Kentucky	L, 72-92	3 (13-10; 15:12, 1st)	20 (92-72; 1:44, 2nd)	1	9
Jan. 18	LSU	W, 78-74	15 (57-42; 12:06, 2nd)	11 (26-15; 10:25, 1st)	1	2
Jan. 21	Alabama	L, 84-64	20 (84-64; :02, 2nd)	7 (10-3; 15:45, 1st)	8	7
Jan. 24	at #23 South Carolina	L, 69-98	---	38 (96-58; 2:37, 2nd)	0	0
Jan. 28	(6) at TCU	W, 88-80	21 (80-59; 5:21, 2nd)	3 (3-0; 19:35, 1st)	10	11
Jan. 31	Tennessee	L, 77-87	---	22 (54-32; 17:45, 2nd)	0	0
Feb. 4	at Alabama	W, 82-77	15 (69-54; 7:08, 2nd)	6 (8-2; 17:59, 1st)	3	3
Feb. 7	Mississippi State	W, 98-92	21 (61-40; 15:40, 2nd)	2 (6-4; 17:10, 1st)	2	5
Feb. 11	at Ole Miss	L, 84-90	23 (52-29; 18:13, 2nd)	8 (8-0; 17:58, 1st)	0	2
Feb. 14	#13 Florida	L, 95-114	8 (20-12; 14:41, 1st)	21 (110-89; 2:13, 2nd)	3	3
Feb. 18	at Texas A&M	L, 62-81	---	22 (80-58; 1:16, 2nd)	1	0
Feb. 21	at LSU	W, 98-75	26 (95-69; 1:28, 2nd)	2 (5-3; 18:04, 1st)	7	4
Feb. 25	Arkansas	L, 68-79	5 (8-3; 17:01, 1st)	15 (79-64; 1:17, 2nd)	2	6
Mar. 1	at Georgia	L, 78-79	16 (28-12; 7:45, 1st)	6 (79-73; 1:13, 2nd)	6	3
Mar. 4	Missouri	W, 89-78	20 (50-30; 2:26, 1st)	4 (8-4; 18:04, 1st)	2	4
Mar. 4	(7) vs. Missouri	L, 83-86 (OT)	10 (72-62; 5:04, 2nd)	7 (22-15; 8:19, 1st)	4	11

(1) Cancun Challenge (Auburn, AL); (2) Cancun Challenge (Cancun, Mexico); (3) Under Armour Reunion (New York, N.Y.); (4) Hall of Fame's Birthday of Basketball (Uncasville, Conn., Mohegan Sun); (5) Hartford, Conn. (XL Center); (6) SEC/Big 12 Challenge; (7) SEC Tournament (Nashville, TN • Bridgestone Arena)

SPECIALTY STATS

(Auburn-Opponent)

Date	Opponent	W/L	Off Turnovers	2nd Chance	Paint	Fast Break	Bench
Nov. 11	North Florida	W	19-21	8-11	20-26	12-7	24-31
Nov. 14	(1) Georgia State	W	16-13	17-8	32-30	6-12	17-13
Nov. 17	(1) Eastern Kentucky	W	15-6	26-6	38-26	11-5	30-22
Nov. 22	(2) vs. Texas Tech	W	23-5	12-4	28-26	9-2	16-20
Nov. 23	(2) vs. #17 Purdue	L	25-21	8-12	30-32	6-6	32-30
Nov. 29	USC Upstate	W	21-10	19-12	50-32	18-13	37-41
Dec. 3	at UAB	W	19-10	7-8	22-36	8-10	17-23
Dec. 12	(3) vs. Boston College	L	19-8	14-8	22-36	6-12	12-13
Dec. 15	Coastal Carolina	W	26-14	20-10	32-20	4-8	45-30
Dec. 18	Mercer	W	22-12	8-17	20-20	2-4	26-12
Dec. 21	(4) vs. Oklahoma	W	13-17	4-9	22-32	4-4	21-22
Dec. 23	(5) at UConn	W(OT)	13-14	11-6	38-28	11-6	18-11
Dec. 29	Georgia	L	19-14	12-12	34-42	6-4	23-7
Jan. 4	at Vanderbilt	L	15-16	10-11	32-24	2-4	13-17
Jan. 7	Ole Miss	L	20-18	11-7	28-22	5-8	25-25
Jan. 10	at Missouri	W	13-13	11-21	30-28	6-6	43-23
Jan. 14	at #6 Kentucky	L	16-18	14-10	38-36	2-12	15-24
Jan. 18	LSU	W	13-18	8-29	44-42	16-6	26-29
Jan. 21	Alabama	W	17-15	12-15	26-30	7-6	36-24
Jan. 24	at #23 South Carolina	L	16-27	18-20	35-22	11-8	33-23
Jan. 28	(6) at TCU	W	19-19	20-9	56-48	20-11	26-18
Jan. 31	Tennessee	L	15-8	10-6	32-24	4-12	33-33
Feb. 4	at Alabama	W	25-21	5-19	22-33	8-7	35-27
Feb. 7	Mississippi State	W	26-21	8-7	46-28	16-11	41-14
Feb. 11	at Ole Miss	L	12-26	9-17	36-40	4-10	37-54
Feb. 14	#13 Florida	L	12-16	23-15	50-34	2-4	41-52
Feb. 18	at Texas A&M	L	19-13	15-4	22-38	14-13	20-16
Feb. 21	at LSU	W	22-18	17-10	36-30	8-2	43-19
Feb. 25	Arkansas	L	15-12	9-17	24-36	5-12	18-27
Mar. 1	at Georgia	L	11-16	8-16	24-24	4-12	20-40
Mar. 4	Missouri	W	11-16	5-15	44-16	16-0	37-13
Mar. 8	vs. Missouri	L(OT)	17-19	9-6	22-12	0-0	25-25

(1) Cancun Challenge (Auburn, AL); (2) Cancun Challenge (Cancun, Mexico); (3) Under Armour Reunion (New York, N.Y.); (4) Hall of Fame's Birthday of Basketball (Uncasville, Conn., Mohegan Sun); (5) Hartford, Conn. (XL Center); (6) SEC/Big 12 Challenge; (7) SEC Tournament (Nashville, TN • Bridgestone Arena)



• Exhibition Game 1 •
Auburn 96, Montevallo 68
November 6, 2016
Auburn Arena
Auburn, Ala.

Mustapha Heron says his game plan is to be aggressive and have fun. He accomplished both. The freshman scored 26 points to lead a new wave of Tigers to a 96-68 win over Division II Montevallo in an exhibition game in Auburn Arena in front of a near sellout crowd of 8,187. The Tigers' four freshmen combined for 57 points, and freshmen and sophomores combined to score 39 of Auburn's 43 second-half points. Bruce Pearl stuck with his promised 10-man rotation most of the way before letting most everybody play late. Still, no player saw more than 24 minutes of action in the tune-up before the regular-season opener against North Florida on Nov. 11. Heron, who hit nine of his 12 shots from the field, made the most of his time. Auburn tipped its hand for the regular season, firing up 32 3-pointers, hitting 14. Freshman Danjel Purifoy, who was at Auburn last season but was redshirted, scored 18 points, including 12 in the first half. Bryce Brown scored 14 and T.J. Dunans had 11. Auburn had a 42-31 rebounding edge.

Montevallo	FG	3FG	FT	O-D-T	F	TP	A	T	B	S	M
Talan Whitaker, F	3-3	0-0	2-2	0-2-2	3	8	0	1	0	0	18
Javonte Douglas, F	9-16	3-6	1-7	8-3	22	2	4	1	1	1	31
A.J. Luke, F	0-4	0-0	2-2	0-2-2	2	2	1	2	0	1	18
Jamaar Taylor, G	2-8	0-2	0-2	2-2-4	2	4	0	4	0	0	28
Kevin Kelly, G	3-9	2-6	0-0	0-1-1	3	8	4	6	0	3	23
Logan Kelley	2-6	2-5	0-0	0-0-0	2	6	1	0	0	0	9
Tazz Marbury	0-0	0-0	0-0	1-2-3	0	0	1	1	0	0	14
Micah Fuller	2-7	0-3	6-8	2-1-3	0	10	0	1	0	2	24
Tyler Brough	3-5	2-4	0-0	1-0-1	3	8	0	0	0	0	14
Devin Jenkins	0-0	0-0	0-0	0-0-0	0	0	0	0	0	0	1
Tighe Oberg	0-0	0-0	0-4	0-2-2	4	0	0	1	0	0	19
Josh Brownfield	0-0	0-0	0-0	0-0-0	0	0	1	0	0	0	1
Team				4-1-5							
Totals	24-58	7-23	13-24	11-20-31	22	68	10	20	1	7	200

FG%: 1st Half 12-28 .429, 2nd Half 12-30 .400, Game 24-58 .414; 3FG%: 1st Half 4-13 .308, 2nd Half 3-10 .300, Game 7-23 .304; FT%: 1st Half 8-11 .727, 2nd Half 5-13 .385, Game 13-24 .542; Deadball Rebounds: 5.

Auburn	FG	3FG	FT	O-D-T	F	TP	A	T	B	S	M
Horace Spencer, F	1-2	0-0	1-2	1-3-4	4	3	3	1	3	0	20
Danjel Purifoy, F	3-7	2-5	10-11	0-7-7	3	18	1	3	0	1	24
Jared Harper, G	2-5	1-4	0-0	0-0-0	2	5	2	2	0	1	23
T.J. Dunans, G	3-12	1-4	4-4	1-2-3	1	11	1	3	1	0	21
Mustapha Heron, G	9-12	3-5	5-6	3-3-6	1	26	1	2	0	3	20
Bryce Brown	5-8	4-7	0-0	0-2-2	0	14	1	1	0	2	18
LaRon Smith	0-1	0-0	2-2	2-2-4	1	2	2	2	0	0	17
Patrick Keim	0-0	0-0	0-0	0-1-1	0	0	2	0	0	0	2
Will Macoy	0-0	0-0	0-0	0-0-0	0	0	0	0	0	0	1
TJ Lang	1-3	1-3	0-0	0-4-4	3	3	0	1	1	1	23
Anfernee McLemore	4-5	0-0	1-1	3-2-5	3	8	0	1	2	0	9
Devin Waddell	0-0	0-0	0-0	0-0-0	1	0	0	0	0	0	3
Ronnie Johnson	1-4	1-2	0-0	0-1-1	0	3	2	0	0	0	16
New Williams	1-2	1-2	0-0	0-1-1	0	3	0	0	0	0	3
Team				3-1-4							
Totals	30-61	14-32	22-26	13-29-42	19	96	16	18	9	8	200

FG%: 1st Half 16-29 .552, 2nd Half 14-32 .438, Game 30-61 .492; 3FG%: 1st Half 9-16 .563, 2nd Half 5-16 .313, Game 14-32 .438; FT%: 1st Half 12-14 .857, 2nd Half 10-12 .833, Game 22-26 .846; Deadball Rebounds: 2.

SCORE BY PERIODS	1	2	F
Montevallo	36	32	68
Auburn	53	43	96

OFFICIALS--Antinio Petty, Patrick Evans, Rob Rorker
TECHNICAL FOULS--None
ATTENDANCE--8,187

• Game 1 •
Auburn 83, North Florida 66
November 11, 2016
Auburn Arena
Auburn, Ala.

Bryce Brown scored a game-high 19 points on 5-of-10 3-pointers to lead Auburn to an 83-66 win over back-to-back Atlantic Sun Conference Champion North Florida in the season opener for both teams in Auburn Arena. The Tigers made 10 first half treys, the third most in school history in a half, en route to going 13-of-32 from behind the arc for the game. A trio of freshmen in Danjel Purifoy added 14 points, Jared Harper 10 points and four steals and Mustapha Heron 10 points. TJ Lang came off the bench to score nine points, making his first three 3s, all in the first half. Auburn, which led 49-30 at the half, pushed its lead to as much as 61-31 with 15:46 remaining. North Florida trimmed the 30-point deficit to 75-61 with 4:08 left but couldn't get any closer. The Tigers led early until the Ospreys' 6-foot-11, 252-pound center Romelo Banks, who finished with 16 points and 10 rebounds, tied it at 19 with 10:35 left in the half. Auburn answered with a 14-2 run extending to a 30-11 run to end the half. Auburn's defense held reigning A-Sun Conference Player of the Year Dallas Moore to five points on 1-of-13 shooting and first-team All-ASun Chris Davenport to five points and six turnovers. The Tigers forced 28 turnovers. Auburn outshot North Florida 41.7 percent to 38.6 percent from the floor, but was outrebounded 42-36. The Tigers, who won their sixth-straight season opener, started three freshmen in Purifoy, Harper and Heron for the first time in 12 seasons along with a pair of sophomores. Pearl is now 21-1 in seasons openers and started a trio of freshmen for the first time in his 22-year career.

North Florida	FG	3FG	FT	O-D-T	F	TP	A	T	B	S	M
Chris Davenport, F	2-6	1-3	0-0	0-3-3	5	5	2	6	0	0	19
Romelo Banks, C	6-9	0-0	4-6	2-8-10	4	16	0	2	0	0	32
Aaron Bodager, G	3-7	3-7	0-0	4-2-6	4	9	0	5	0	0	27
Dallas Moore, G	1-13	1-6	2-2	0-2-2	1	5	3	3	1	0	31
Nick Malonga, G	0-2	0-1	0-0	1-1-2	1	0	0	3	0	0	13
Karlos Odum	2-2	0-0	4-5	0-2-2	4	8	0	0	0	0	15
Wajid Aminu	2-7	0-1	0-2	1-2-3	5	4	1	3	1	1	15
CJ Fisher	0-1	0-0	0-0	0-1-1	3	0	1	0	0	0	9
Osborn Blount	1-4	1-2	0-0	2-0-2	1	3	0	2	0	0	5
Garrett Sams	3-4	0-0	5-8	2-4-6	1	11	1	3	0	1	23
Aaron Horne	2-2	0-0	1-1	0-0-0	1	5	2	1	0	0	11
Team				2-3-5							
Totals	22-57	6-20	16-24	14-28-42	30	66	10	28	2	2	200

FG%: 1st Half 10-36 .278, 2nd Half 12-21 .571, Game 22-57 .386; 3FG%: 1st Half 5-14 .357, 2nd Half 1-6 .167, Game 6-20 .300; FT%: 1st Half 5-7 .714, 2nd Half 11-17 .647, Game 16-24 .667; Deadball Rebounds: 4.

Auburn	FG	3FG	FT	O-D-T	F	TP	A	T	B	S	M
Horace Spencer, F	2-3	0-0	2-3	0-5-5	5	6	2	3	2	3	23
Danjel Purifoy, F	5-12	2-7	2-4	0-4-4	3	14	3	1	0	1	32
Jared Harper, G	3-7	1-3	3-5	1-1-2	1	10	2	4	1	4	27
Bryce Brown, G	6-11	5-10	2-2	0-2-2	1	19	1	2	0	3	25
Mustapha Heron, G	2-7	2-3	4-5	1-2-3	2	10	2	1	0	0	19
T.J. Dunans	0-4	0-3	2-2	0-3-3	1	2	4	2	2	0	17
LaRon Smith	2-6	0-0	3-6	5-2-7	4	7	0	1	0	1	17
TJ Lang	3-6	3-6	0-1	1-3-4	1	9	2	1	0	0	21
Anfernee McLemore	0-0	0-0	1-1	0-1-1	1	1	0	2	0	0	6
Ronnie Johnson	2-4	0-0	1-2	1-1-2	1	5	1	0	0	0	13
Team				2-1-3							
Totals	25-60	13-32	20-31	11-25-36	21	83	17	17	6	11	200

FG%: 1st Half 15-31 .484, 2nd Half 10-29 .345, Game 25-60 .417; 3FG%: 1st Half 10-17 .588, 2nd Half 3-15 .200, Game 13-32 .406; FT%: 1st Half 9-14 .643, 2nd Half 11-17 .647, Game 20-31 .645; Deadball Rebounds: 7.

SCORE BY PERIODS	1	2	F
North Florida (0-1)	30	36	66
Auburn (1-0)	49	34	83

OFFICIALS--Anthony Jordan, Bart Lenox, K.B. Burdett Jr.
TECHNICAL FOULS--Auburn bench (13:23, 1st)
ATTENDANCE--8,093

• Game 2 •
Auburn 83, Georgia State 65
November 14, 2016
Auburn Arena
Auburn, Ala.

Neither foul trouble nor Georgia State could stop Danjel Purifoy from his appointed rounds of winning one for a teammate. Purifoy played 3 first half minutes because of 2 fouls, caught fire down the stretch and scored 19 points, 17 in the second half, to help Auburn beat Georgia State 83-65. He and Jared Harper each finished with 19 points to lead a balanced Auburn offense. Ten Tigers scored. It's the first time Auburn has been 2-0 since the 2011-12 season. All the fancy 3-point shooting Auburn used to win its season-opener took a backseat to good, old-fashioned balanced scoring in the second game of the season. Auburn made seven 3s and went inside for five dunks. Horace Spencer added 12 points and Mustapha Heron scored 10 and had a team-best eight rebounds. Auburn started slowly, trailing Georgia State until Bryce Brown hit a 3-pointer with 11:13 left in the first half for an 18-15 lead. The Tigers used balanced scoring -- nine Tigers scored in the first 16 minutes -- but Georgia State didn't go away. It was Auburn 35, Georgia State 30 at halftime. The Tigers stretched it to 47-37 with 14:29 left in the second half as Auburn got hot and Georgia State ran head first into foul trouble. It was a different kind of game than the opener, when Auburn led North Florida by 30 after 25 minutes on the way to 13 3-pointers. The Tigers didn't rely as heavily on the 3, but still separated themselves from Georgia State in the second half.

Georgia State	FG	3FG	FT	O-D-T	F	TP	A	T	B	S	M
Jeremy Hollowell, F	6-14	0-6	8-8	0-5-5	5	20	4	3	0	0	29
Willie Clayton, F	3-5	0-0	0-4	2-2-4	5	6	0	4	0	0	20
Malik Benlevi, G	2-8	0-1	0-0	1-3-4	3	4	0	2	1	3	18
Isaiah Williams, G	0-2	0-1	2-2	0-1-1	2	2	0	2	0	1	20
Justin Seymour, G	8-16	3-7	1-1	3-3-6	2	20	1	1	0	1	33
Isaiah Dennis	0-1	0-0	2-2	1-2-3	0	2	1	1	0	0	13
Austin Donaldson	1-2	0-0	0-1	0-1-1	3	2	1	1	0	0	12
Chris Clerkley	0-0	0-0	0-0	0-0-0	0	0	0	0	0	0	1
D'Marcus Simmonds	0-2	0-0	0-0	0-0-0	1	0	1	3	0	1	9
Jordan Session	0-0	0-0	1-4	2-0-2	4	1	1	0	0	0	10
Devin Mitchell	0-3	0-3	0-0	1-2-3	3	0	0	0	0	0	14
Jeff Thomas	2-7	2-5	2-2	2-2-4	3	8	0	1	2	2	21
Team				0-2-2							
Totals	22-60	5-23	16-24	12-23-35	31	65	9	18	3	8	200

FG%: 1st Half 11-25 .440, 2nd Half 11-35 .314, Game 22-60 .367; 3FG%: 1st Half 1-9 .111, 2nd Half 4-14 .286, Game 5-23 .217; FT%: 1st Half 7-11 .636, 2nd Half 9-13 .692, Game 16-24 .667; Deadball Rebounds: 6.

Auburn	FG	3FG	FT	O-D-T	F	TP	A	T	B	S	M
Horace Spencer, F	5-7	0-0	2-3	3-1-4	4	12	1	1	0	1	21
Danjel Purifoy, F	5-7	1-2	8-10	2-2-4	4	19	2	3	0	0	19
Jared Harper, G	5-10	4-6	5-8	0-4-4	4	19	2	2	0	3	26
Bryce Brown, G	2-7	1-6	1-2	1-0-1	1	6	0	1	0	1	19
Mustapha Heron, G	1-7	0-3	8-10	1-7-8	2	10	0	2	0	0	27
T.J. Dunans	3-6	0-1	0-2	0-5-5	2	6	2	3	0	2	24
LaRon Smith	1-3	0-0	0-0	1-0-1	2	2	0	1	3	0	17
Patrick Keim	0-0	0-0	1-2	0-1-1	0	1	0	0	0	0	1
Will Macoy	0-0	0-0	0-0	0-0-0	0	0	0	0	0	0	1
TJ Lang	1-3	1-3	1-2	1-3-4	1	4	1	2	0	1	21
Anfernee McLemore	2-2	0-0	0-0	1-4-5	1	4	0	1	0	0	8
Mike Cohen	0-0	0-0	0-0	0-0-0	0	0	0	0	0	0	1
Devin Waddell	0-0	0-0	0-0	0-0-0	0	0	0	0	0	0	1



• Game 3 •

Auburn 85, Eastern Kentucky 64
November 17, 2016
Auburn Arena
Auburn, Ala.

Mustapha Heron was perfect from the floor, and was pretty darn good most everywhere else. The Auburn freshman guard hit all eight of his shots from the floor and had a game-high 24 points and 10 rebounds to help the Tigers stop pesky Eastern Kentucky 85-64 in Auburn Arena. It wasn't all easy. Eastern Kentucky led most of the first half before Auburn took a 37-34 halftime lead. Auburn led 52-50, then the Tigers got hot. Heron didn't do it alone. Fellow freshman Danjel Purifoy scored 16 points and had eight rebounds, and graduate transfer Ronnie Johnson added 13 points while scoring the 1,000th point of his career. The Tigers improved to 3-0 for the second time in the last 10 years before heading off to Mexico for the Cancun Classic next week. Eastern Kentucky shot 32.8 percent, and only 28.9 percent in the second half. Auburn outrebounded the Colonels 51-31. Auburn hit five of seven shots during a second-half run to finally get some breathing room, at 55-48 with 11:09 remaining. The first half was anything but that. Auburn started slowing, hitting only two of its first 14 shots. Eastern Kentucky led 17-12 with 11:21 left in the first half. The Tigers were shooting a cool 26 percent overall, and 13 percent from 3-point line, when Eastern Kentucky led 22-19. But Auburn went on a 9-0 run to take a 37-32 lead. Eastern hit a shot at the halftime buzzer to make it 37-34. Purifoy was already hot by then with 13 points and six rebounds in the first half. The Colonels countered 16 3-point attempts, and 13 2-point attempts, in the first half.

Eastern Kentucky	FG	3FG	FT	O-D-T	F	TP	A	T	B	S	M
Nick Mayo, F	5-15	2-6	8-10	1-3-4	2	20	0	2	0	0	34
Zach Charles, F	1-1	0-0	0-0	0-2-2	1	2	0	3	0	1	8
Asante Gist, G	1-8	0-4	1-2	2-2-4	3	3	4	4	0	0	27
Isaac McClone, G	1-7	1-6	0-0	1-1-2	5	3	2	2	0	0	17
J.Babb-Harrison, G	5-11	2-5	2-2	0-3-3	2	14	0	1	0	2	24
Marlon Adams	1-5	0-0	1-2	2-2-4	4	3	0	0	0	1	16
Deandre Dishman	4-7	0-0	0-0	3-1-4	4	8	0	1	1	1	28
Dillon Avare	4-9	3-8	0-0	2-0-2	2	11	0	1	0	0	31
Lachlan Anderson	0-1	0-1	0-0	0-0-0	0	0	0	0	0	0	1
Parker Chitty	0-3	0-3	0-0	0-3-3	2	0	3	0	0	1	14
Team				1-2-3							
Totals	22-67	8-33	12-16	12-19-31	25	64	9	14	1	6	200

FG%: 1st Half 11-29 .379, 2nd Half 11-38 .289, Game 22-67 .328; 3FG%: 1st Half 6-16 .375, 2nd Half 2-17 .118, Game 8-33 .242; FT%: 1st Half 6-8 .750, 2nd Half 6-8 .750, Game 12-16 .750; Deadball Rebounds: 6.

Auburn	FG	3FG	FT	O-D-T	F	TP	A	T	B	S	M
Horace Spencer, F	2-5	0-0	0-1	4-4-8	4	4	1	0	1	0	19
Danjel Purifoy, F	3-7	3-6	7-8	1-7-8	1	16	3	4	0	3	31
Jared Harper, G	1-7	1-4	3-6	0-0-0	1	6	2	1	0	0	23
Bryce Brown, G	1-6	0-2	3-6	1-5-6	2	5	3	0	0	2	23
Mustapha Heron, G	8-8	1-1	7-13	5-5-10	4	24	0	4	0	2	23
T.J. Dunans	1-9	0-1	1-2	1-5-6	0	3	0	3	0	0	17
LaRon Smith	2-2	0-0	0-0	2-2-4	2	4	0	2	2	0	21
Will Macoy	0-1	0-1	0-0	0-0-0	0	0	0	0	0	0	1
TJ Lang	1-3	1-3	1-2	1-2-3	2	4	1	0	0	1	16
Anfernee McLemore	3-3	0-0	0-0	2-2-4	0	6	0	0	1	0	9
Ronnie Johnson	5-8	0-0	3-4	0-1-1	2	13	4	1	0	1	17
Team				1-0-1							
Totals	27-59	6-18	25-42	18-33-51	18	85	14	15	4	9	200

FG%: 1st Half 10-29 .345, 2nd Half 17-30 .567, Game 27-59 .458; 3FG%: 1st Half 4-12 .333, 2nd Half 2-6 .333, Game 6-18 .333; FT%: 1st Half 13-21 .619, 2nd Half 12-21 .571, Game 25-42 .595; Deadball Rebounds: 10.

SCORE BY PERIODS	1	2	F
Eastern Kentucky (1-2)	34	30	--
Auburn (3-0)	37	48	--

OFFICIALS--Byron Jarrett, Karl Hess, Brian Shey
TECHNICAL FOULS--none
ATTENDANCE--6,987

• Game 4 •

Auburn 67, Texas Tech 65
November 22, 2016
Cancun Challenge Semifinals
Hard Rock Hotel Riviera Maya • Cancun, Mexico

Mustapha Heron scored 15 points, Danjel Purifoy had 11 points, 6 rebounds and 5 assists and Jared Harper 10 points as Auburn remained undefeated with a 67-65 win over Texas Tech in the Cancun Challenge semifinals in the Hard Rock Hotel Riviera Maya. LaRon Smith's block of Aaron Ross' drive in the lane saved it for Auburn as the ball was batted out and Zach Smith's desperation half court 3 missed wide right of the backboard. The Tigers are 4-0 for the first time since 2011-12 and for the second time in 10 years while Heron and Purifoy are the first Auburn freshmen to score in double digits in their first four college games since Scott Pohlman did it in 1997-98. Auburn used a 19-4 run to lead by as much as 42-23 with 15:53 remaining as it held Texas Tech without a field goal for 12:42. The Red Raiders then began to chip away at the Tiger lead. Ronnie Johnson hit a big 3-pointer to put an end to a 12-1 Texas Tech run that cut Auburn's lead to 53-45 with 7:52 to go. The Red Raiders cut it to four with 1:51 to play, but T.J. Dunans' steal and layup put Auburn ahead 65-59 with 1:18 left, but Tech quickly answered with a bucket. The Red Raiders trimmed it to two with 32 seconds left and after Harper split a pair of foul shots, Devon Thomas' layup closed the Auburn lead to 66-65 with :17 on the clock. Harper split another pair of foul shots to set up Smith's game-saving block. Auburn jumped out to 10-3 lead and then the Tigers had a stretch where its next five buckets were 3s en route to taking a 29-19 lead. Auburn pushed it to lead 34-19 with 4:52 to go in the half on the strength of an 11-0 run.

Auburn	FG	3FG	FT	O-D-T	F	TP	A	T	B	S	M
Horace Spencer, F	3-6	0-0	3-4	0-4-4	3	9	0	0	0	1	27
Danjel Purifoy, F	4-11	2-5	1-2	2-4-6	3	11	5	4	1	3	34
Jared Harper, G	2-5	0-3	6-10	1-1-2	4	10	3	1	0	1	26
Bryce Brown, G	2-8	2-6	0-0	0-0-0	0	6	0	1	0	0	19
Mustapha Heron, G	6-12	3-6	0-0	0-3-3	3	15	1	3	0	0	25
T.J. Dunans	4-7	0-2	1-2	0-6-6	0	9	2	3	1	2	24
LaRon Smith	1-1	0-0	2-2	3-1-4	3	4	0	0	1	1	13
TJ Lang	0-1	0-1	0-0	1-1-2	4	0	0	0	0	0	13
Anfernee McLemore	0-0	0-0	0-0	0-0-0	2	0	0	0	0	0	6
Ronnie Johnson	1-5	1-3	0-0	1-0-1	0	3	1	0	0	0	13
Team				1-2-3							
Totals	23-56	8-26	13-20	9-22-31	22	67	12	13	3	8	200

FG%: 1st Half 14-32 .438, 2nd Half 9-24 .375, Game 23-56 .411; 3FG%: 1st Half 5-13 .385, 2nd Half 3-13 .231, Game 8-26 .308; FT%: 1st Half 5-6 .833, 2nd Half 8-14 .571, Game 13-20 .650; Deadball Rebounds: 6.

Texas Tech	FG	3FG	FT	O-D-T	F	TP	A	T	B	S	M
Zach Smith, F	4-9	0-1	2-3	3-7-10	4	10	1	6	1	0	29
Aaron Ross, F	6-11	2-4	3-4	1-4-5	2	17	2	4	0	0	32
Anthony Livingston, F	1-8	1-5	0-0	0-1-1	0	3	1	1	0	0	21
Shadell Millinghaus, G	1-6	0-1	0-0	1-4-5	3	2	1	1	1	1	20
Keenan Evans, G	4-9	1-6	4-4	0-2-2	2	13	2	4	1	1	31
Devon Thomas	4-4	1-1	2-2	0-1-1	3	11	0	1	0	1	22
Justin Gray	3-7	0-0	3-4	2-5-7	5	9	2	0	0	2	25
Thomas Brandsma	0-0	0-0	0-0	0-1-1	0	0	0	0	0	0	4
Giovanni McLean	0-2	0-1	0-0	0-0-0	0	0	0	0	0	0	10
Matthew Temple	0-0	0-0	0-0	0-0-0	0	0	0	0	0	0	6
Team				0-2-2							
Totals	23-56	5-19	14-17	7-27-34	19	65	9	17	3	5	200

FG%: 1st Half 9-27 .333, 2nd Half 14-29 .483, Game 23-56 .411; 3FG%: 1st Half 1-8 .125, 2nd Half 4-11 .364, Game 5-19 .263; FT%: 1st Half 4-6 .667, 2nd Half 10-11 .909, Game 14-17 .824; Deadball Rebounds: 5.

SCORE BY PERIODS	1	2	F
Auburn (4-0)	38	29	--
Texas Tech (3-1)	23	42	--

OFFICIALS--Frank Spencer, Bill Ek, Jeremy Mosler
TECHNICAL FOULS--Lang, AU (14:22, 2nd); Gray, TT (14:22, 2nd)
ATTENDANCE--1,610

• Game 5 •

#17 Purdue 96, Auburn 71
November 23, 2016
Cancun Challenge Championship
Hard Rock Hotel Riviera Maya • Cancun, Mexico

No. 17 Purdue made 17-of-26 3s and shot 64 percent from the floor en route to a 96-71 victory over Auburn in the Cancun Challenge championship game. It was Auburn's first tournament final since winning the 2002 San Juan Shootout. Danjel Purifoy led the Tigers with 22 points and Mustapha Heron added 15 as both freshmen were named to the Cancun Challenge all-tournament team. Purifoy averaged 16.5 points and Heron 15.0 ppg. Purdue shot a torrid 76 percent from the floor and 75 percent (9-of-12) from 3 in the second half as the Boilermakers pulled away. Purifoy's 3 gave the Tigers a 44-43 lead less than a minute into the second half, but it was all Purdue after that. The Boilermakers went on a 35-10 run over the next 12 plus minutes to take a 78-54 lead with 6:45 to go. The Tigers forced 21 Boilermaker turnovers. After falling behind 40-29, Auburn closed the half on a 12-0 spurt before the Boilermakers' Carsen Edwards sank a 3 at the buzzer to give Purdue a 43-41 lead at intermission, the 12th lead change of the game. T.J. Dunans added 10 points for the Tigers while the Boilermakers placed six players in double figures, led by Carsen Edwards' 21 points on 4-of-5 treys off the bench. Vincent Edwards and P.J. Thompson added 15 points on 3 treys apiece. Caleb Swanigan had a double-double with 14 points and 10 rebounds to go along with Isaac Haas' 10 points and 10 rebounds. Heron and Purifoy are the first Auburn freshmen to score in double digits in their first five college games since All-American Wesley Person did it in his first 14 games in 1990-91.

Purdue	FG	3FG	FT	O-D-T	F	TP	A	T	B	S	M
Vincent Edwards, F	5-8	3-4	2-2	0-3-3	1	15	2	5	1	0	29
Caleb Swanigan, F	6-8	2-2	0-1	0-10-10	1	14	2	2	0	0	30
Isaac Haas, C	4-6	0-0	2-4	3-7-10	4	10	2	8	0	0	23
P.J. Thompson, G	6-9	3-6	0-2	2-1-3	1	15	2	2	0	1	31
Dakota Mathias, G	4-7	4-7	0-0	0-3-3	3	12	7	1	0	0	28
Jon McKeeman	0-0	0-0	0-0	0-0-0	0	0	0	0	0	0	1
Carsen Edwards	7-11	4-5	3-4	0-2-2	4	21	2	2	0	3	22
Basil Smotherman	2-2	0-0	0-0	1-0-1	4	4	2	0	0	1	15
Ryan Cline	1-2	1-2	0-0	0-2-2	0	3	0	0	0	0	9
Tommy Luce	0-0	0-0	0-0	0-0-0	0	0	0	1	0	0	1
Grady Eifert	1-1	0-0	0-0	0-0-0	0	2	0	0	0	0	2
Spike Albrecht	0-2	0-0	0-0	1-0-1	2	0	0	1	0	1	9
Team				1-3-4							
Totals	36-56	17-26	7-13	8-31-39	20	96	20	21	1	6	200

FG%: 1st Half 17-31 .548, 2nd Half 19-25 .760, Game 36-56 .643; 3FG%: 1st Half 8-14 .571, 2nd Half 9-12 .750, Game 17-26 .654; FT%: 1st Half 1-5 .200, 2nd Half 6-8 .750, Game 7-13 .538; Deadball Rebounds: 3.

Auburn	FG	3FG	FT	O-D-T	F	TP	A	T	B	S	M
Horace Spencer, F	0-1	0-0	0-0	1-1-2	3	0	0	0	2	0	14
Danjel Purifoy, F	6-11	4-9	6-6	2-1-3	2	22	0	2	0	2	32
Bryce Brown, G	0-4	0-3	0-0	0-0-0	1	0	0	1	0	0	14
Mustapha Heron, G	4-9	1-3	6-8	2-6-8	1	15	1	2	0	1	28
Ronnie Johnson, G	1-4	0-0	0-0	0-0-0	0	2	1	2	0	0	15
Jared Harper	3-9	1-6	1-2	0-1-1	3	8	2	1	0	2	25
T.J. Dunans	5-14	0-1	0-0	0-2-2	0	10	4	2	0	2	28
LaRon Smith	4-5	0-0	0-0	2-0-2	1	8	1	1	1	2	22
TJ Lang	0-2	0-2	2-2	0-1-1	2	2	0	1	0	1	13
Anfernee McLemore	2-2	0-0	0-0	0-0-0	3	4	0	1	0	0	9
Team				1-3-4							
Totals	25-61	6-24	15-18	8-15-23	16	71	9	13	3	10	200

FG%: 1st Half 13-31 .419, 2nd Half 12-30 .400, Game 25-61 .410; 3FG%: 1st Half 5-14 .357, 2nd Half 1-10 .100, Game 6-24 .250; FT%: 1st Half 10-11 .909, 2nd Half 5-7 .714, Game 15-18 .833; Deadball Rebounds: 0.

SCORE BY PERIODS	1	2	F
Purdue (4-1)	43	53	--
Auburn (4-1)	41	30	--



• Game 9 •

Auburn 117, Coastal Carolina 72
December 15, 2016
Auburn Arena
Auburn, Ala.

Danjel Purifoy was hot and, this time, the rest of the Auburn basketball team was toasty, too. Auburn set a school record and matched an SEC mark with 21 3-pointers in an eye-popping 117-72 win over Coastal Carolina in Auburn Arena. Purifoy scored 27 points for the second straight game, hit five of those 3-pointers for good measure and was in the middle of 23-0 first-half run that knocked out Coastal. Jared Harper set the tone with three quick 3-pointers. The Tigers just kept shooting. Reserve Will McCoy broke the school 3-point record with three minutes left. Nine Tigers hit at least one 3. It was also a rebound performance from a last-second loss to Boston College on Monday night in Madison Square Garden. Mustapha Heron added 17 points, Ronnie Johnson had 11 and T.J. Dunans had 10. McLemore filled in nicely with nine points and a game-high eight rebounds. The Tigers went on a 23-0 run to take a 48-22 lead, made it a 29-2 run for a 54-24 lead and finished the first half on a 31-5 run to make it 56-27 at the half. Purifoy picked up where he left off from Monday's 27-point performance in Madison Square Garden. He had 17 points early Thursday.

Table with 13 columns: Coastal Carolina, FG, 3FG, FT, O-D-T, F, TP, A, T, B, S, M. Rows include individual player stats and a Totals row.

FG%: 1st Half 10-38 .263, 2nd Half 15-40 .375, Game 25-78 .321; 3FG%: 1st Half 4-18 .222, 2nd Half 4-18 .222, Game 8-36 .222; FT%: 1st Half 3-7 .429, 2nd Half 11-16 .688, Game 14-23 .609; Deadball Rebounds: 6.

Table with 13 columns: Auburn, FG, 3FG, FT, O-D-T, F, TP, A, T, B, S, M. Rows include individual player stats and a Totals row.

FG%: 1st Half 20-37 .541, 2nd Half 20-35 .571, Game 40-72 .556; 3FG%: 1st Half 10-19 .526, 2nd Half 11-23 .478, Game 21-42 .500; FT%: 1st Half 6-8 .750, 2nd Half 10-14 .714, Game 16-22 .727; Deadball Rebounds: 6.

SCORE BY PERIODS table with columns for 1, 2, F and rows for Coastal Carolina (5-7) and Auburn (7-2).

OFFICIALS--Ray Natilli, Tony Henderson, Vladimir Yoyard-Tadal
TECHNICAL FOULS--none
ATTENDANCE-7,333

• Game 10 •

Auburn 76, Mercer 74
December 18, 2016
Auburn Arena
Auburn, Ala.

Austin Wiley received a nice ovation when he took the floor in his first-ever college basketball game, but the biggest cheer was saved for the very last second and T.J. Dunans. Dunans hit the game-winning 3-point shot as time expired to send Auburn past Mercer 76-74 to the delight of an Auburn Arena crowd and to make Wiley's much-anticipated Auburn debut a success. The crowd roared and Dunans was hoisted on the shoulders of his teammates after the game-winner from the corner, a catch-and-shoot after Auburn inbounded with just 1.4 seconds remaining. Wiley, the five-star player and the son of former Auburn stars Vickie Orr and Aubrey Wiley, turned in a solid performance in his debut in front of his parents, scoring nine points, grabbing three rebounds and blocking two shots in 15 minutes. Wiley put Auburn ahead 71-69 with 45 seconds remaining before Mercer retook the lead. No problem. Dunans grabbed the spotlight with the game-winner. The inbound play wasn't designed for Dunans. It was supposed to go to Danjel Purifoy or Jared Harper. But when that didn't open, Mustapha Heron looked for the tallest player, and there was Dunans along the sideline in front of the Auburn bench. Dunans was 0-for-the-season from the 3-point arc before hitting two 3-pointers the last time out against Coastal Carolina. Sunday, he hit one, then two and then the game-winner against as time ran out. Mustapha Heron led Auburn with 21 points, Dunans added 13 and TJ Lang scored 11 as the Tigers improved to 8-2. Ria'n Holland led Mercer with 24 as the Bears fell to 5-6. Wiley made his debut with 12:55 left in the first half. He promptly got in the box score when he was fouled and hit a free throw.

Table with 13 columns: Mercer, FG, 3FG, FT, O-D-T, F, TP, A, T, B, S, M. Rows include individual player stats and a Totals row.

FG%: 1st Half 12-27 .444, 2nd Half 14-32 .438, Game 26-59 .441; 3FG%: 1st Half 3-12 .250, 2nd Half 7-13 .538, Game 10-25 .400; FT%: 1st Half 5-8 .625, 2nd Half 7-9 .778, Game 12-17 .706; Deadball Rebounds: 2.

Table with 13 columns: Auburn, FG, 3FG, FT, O-D-T, F, TP, A, T, B, S, M. Rows include individual player stats and a Totals row.

FG%: 1st Half 9-27 .333, 2nd Half 11-23 .478, Game 20-50 .400; 3FG%: 1st Half 5-15 .333, 2nd Half 4-9 .444, Game 9-24 .375; FT%: 1st Half 7-8 .875, 2nd Half 20-27 .741, Game 27-35 .771; Deadball Rebounds: 7.

SCORE BY PERIODS table with columns for 1, 2, F and rows for Mercer (5-6) and Auburn (8-2).

OFFICIALS--Mike Nance, Mike Eades, Nate Green
TECHNICAL FOULS--none
ATTENDANCE-7,991

• Game 11 •

Auburn 74, Oklahoma 70
December 21, 2016
Hall of Fame's Birthday of Basketball
Mohegan Sun Arena • Uncasville, Conn.

Happy birthday basketball and T.J. Dunans. You both got to celebrate in the Hall of Fame's Birthday of Basketball Game in Uncasville, Conn. Dunans celebrated his 24th birthday with a career-high 21 points and Mustapha Heron was solid playing in front of his home-state fans as Auburn beat Oklahoma 74-70. Dunans, who was last seen hitting the game-winning buzzer-beating shot to top Mercer on Sunday, scored a career-high 21 points Wednesday as basketball celebrated its 125th birthday in the Mohegan Sun Arena. Heron, from Waterbury, Conn., scored 15 points and grabbed 12 rebounds in front of fans who made the trip to see their hometown star play. Jared Harper had a big second half and scored 21, making 11-of-12 foul shots, including 7-of-8 in the final 2:35. Seventeen-year-old Austin Wiley made his first college start in his second college game as Auburn started four freshmen for the first time since the 2005-06 season. The Sooners started poorly, but suddenly shot themselves with 3 points in the second half. Pearl said Dunans, the old man as senior, "was a very calming influence" as Auburn beat back Oklahoma's run. Wiley had six points, three rebounds, a block and a steal in his second game. He's practiced less than a week with his Tigers. Auburn, which is sometimes on the wrong side of the rebounding stat sheet, outrebounded Oklahoma 45-41. The first half was short on offense. The teams only hit three of their first 21 shots when Oklahoma led 5-4. Auburn picked it up. The Sooners tried. Oklahoma had hit just four of their first 23 shots when Auburn led 19-10. Auburn shot 39 percent in the first half. The Sooners, a Final Four team a year ago, shot 24 percent. Auburn led 34-22 at the break. Oklahoma closed to three during a stretch in the second half when Auburn didn't hit a field goal for more than six minutes. But Harper got hot and Auburn went ahead 58-46 with 6:51 left.

Table with 13 columns: Auburn, FG, 3FG, FT, O-D-T, F, TP, A, T, B, S, M. Rows include individual player stats and a Totals row.

FG%: 1st Half 11-28 .393, 2nd Half 11-22 .500, Game 22-50 .440; 3FG%: 1st Half 4-14 .286, 2nd Half 4-8 .500, Game 8-22 .364; FT%: 1st Half 8-8 1.000, 2nd Half 14-21 .667, Game 22-29 .759; Deadball Rebounds: 3.

Table with 13 columns: Oklahoma, FG, 3FG, FT, O-D-T, F, TP, A, T, B, S, M. Rows include individual player stats and a Totals row.

FG%: 1st Half 8-34 .235, 2nd Half 15-38 .395, Game 23-72 .319; 3FG%: 1st Half 1-9 .111, 2nd Half 4-8 .500, Game 5-17 .294; FT%: 1st Half 5-8 .625, 2nd Half 14-18 .778, Game 19-26 .731; Deadball Rebounds: 2.

SCORE BY PERIODS table with columns for 1, 2, F and rows for Auburn (9-2) and Oklahoma (6-5).

OFFICIALS--Ron Tybruski, DJ Cartensen, Courtney Green
TECHNICAL FOULS--none
ATTENDANCE-3,462



• Game 12 •

Auburn 70, UConn 67 (ot)
December 23, 2016
XL Center
Hartford, Conn.

Auburn's trip to Connecticut was full of holiday cheer. Jared Harper scored 22 and the Tigers beat UConn 70-67 in overtime in Hartford on Friday, two days after knocking off Oklahoma in Connecticut, too. The holiday trip had Auburn coach Bruce Pearl in a festive mood. Harper hit the go-ahead basket with 27 seconds remaining after Danjel Purifoy hit a 3, his only field goal of the game, to tie it. Auburn, winning in both Uncasville and Hartford days apart, improved to 10-2, the best start since the 2002-03 season. Pearl acknowledged neither Oklahoma nor UConn is playing to its past standards. But the Tigers still won the games over nationally-recognized teams. The Tigers are heading to an early start to Southeastern Conference play against Georgia at home on Dec. 29. Their short Christmas break will include this week of winning. It was also a successful trip for Mustapha Heron, a high school star in his home-state Connecticut, who scored 15 points and had eight rebounds for Auburn after recording a double-double against Oklahoma. It wasn't easy for Auburn. The Tigers shot poorly in the first half. But Auburn hung around, traded the lead with UConn multiple times in the second half and led 66-60 with 1:20 remaining. The Huskies scored the last six points of regulation to force overtime. The Tigers scored the final six points in overtime to win it. Auburn, playing its fourth game in nine days, had trouble getting going through the first half and into the second. The Tigers hit just 2 of its first 14 shots, and though Auburn picked it up, they ended the first half shooting only 29 percent. But UConn missed an opportunity to pull away and led only 31-30 at halftime. The game was close the rest of the way as Auburn closed out its pre-conference schedule in a most successful way.

Table with columns: Auburn, FG, 3FG, FT, O-D-T, F, TP, A, T, B, S, M. Rows include players like Danjel Purifoy, Austin Wiley, Jared Harper, Mustapha Heron, T.J. Lang, Horace Spencer, T.J. Dunans, LaRon Smith, Anfernee McLemore, Devin Waddell, Ronnie Johnson, and Team Totals.

FG%: 1st Half 10-34 .294, 2nd Half 11-32 .344, OT 4-10 .400, Game 25-76 .329; 3FG%: 1st Half 4-14 .286, 2nd Half 0-7 .000, OT 1-11.000, Game 5-22 .227; FT%: 1st Half 6-7 .857, 2nd Half 8-10 .800, OT 1-4 .250, Game 15-21 .714; Deadball Rebounds: 5.

Table with columns: UConn, FG, 3FG, FT, O-D-T, F, TP, A, T, B, S, M. Rows include players like Vance Jackson, Kentan Facey, Amida Brimah, Jalen Adams, Rodney Purvis, Christian Vital, Steven Enoch, Juwan Durham, and Team Totals.

FG%: 1st Half 13-36 .361, 2nd Half 9-24 .375, OT 1-5 .200, Game 23-65 .354; 3FG%: 1st Half 1-11 .091, 2nd Half 2-13 .154, OT 1-4 .250, Game 4-28 .143; FT%: 1st Half 4-9 .444, 2nd Half 9-10 .900, OT 4-6 .667, Game 17-25 .680; Deadball Rebounds: 5.

SCORE BY PERIODS table showing points for Auburn and UConn in quarters 1, 2, OT, and Full game.

OFFICIALS--Michael Stephens, Doug Shows, Joe Lindsay
TECHNICAL FOULS--none
ATTENDANCE-12,051

• Game 13 •

Georgia 96, Auburn 84
December 29, 2016
Auburn Arena
Auburn, Ala.

Yante Maten and J.J. Frazier combined for 58 points to lead Georgia to a come-from-behind 96-84 win over Auburn in the SEC opener for both teams in sold out Auburn Arena. The Tigers led by as much as 13 points in the first half and led 66-54 just over five minutes into the second half. The Bulldogs scored 10 straight points to get back into the game and tied it for the first of three times at 70 with 10:11 to go. Georgia had a game-deciding 12-0 spurt to take control at 86-76 with 3:49 left to complete a 32-10 run. The Bulldogs, who shot 59 percent in the second half, outscored the Tigers 53-33 in the period. Both teams came out sizzling in the first half. Auburn jumped out to a 20-9 lead just over five minutes in and pushed it to as much as 33-20 on an Austin Wiley tip-in with 9:25 left in the half. The Tigers made six of their first nine 3-pointers. Georgia closed to within 39-36, but Auburn stretched it out to a 51-43 halftime lead behind 56.3 percent shooting. The Bulldogs stayed close by going 16-of-21 from the free throw line. Mustapha Heron led the Tigers with 19 points despite only playing six first half minutes because of foul trouble. Danjel Purifoy, who only played nine minutes in the first half after two fouls, added 13 points, six rebounds and three assists. Austin Wiley scored a career-high 11 points in 19 minutes while Jared Harper added 10 points to go along with six assists and two steals. Georgia outshot Auburn 51.7 percent to 46.8 percent from the floor and 29-of-38 (.763) to 17-of-27 (.630) from the foul line. After starting 6-of-9 from 3, Auburn missed 14 of its final 17 treys to finish 9-of-26. Georgia went 5-of-16 from behind the arc.

Table with columns: Georgia, FG, 3FG, FT, O-D-T, F, TP, A, T, B, S, M. Rows include players like Yante Maten, Derek Ogbeide, Jordan Harris, Juwan Parker, J.J. Frazier, William Jackson II, Tyree Crump, E'Torrian Wilridge, Houston Kessler, Kenny Paul Geno, Mike Edwards, and Team Totals.

FG%: 1st Half 12-28 .429, 2nd Half 19-32 .594, Game 31-60 .517; 3FG%: 1st Half 3-11 .273, 2nd Half 2-5 .400, Game 5-16 .313; FT%: 1st Half 16-21 .762, 2nd Half 13-17 .765, Game 29-38 .763; Deadball Rebounds: 6.

Table with columns: Auburn, FG, 3FG, FT, O-D-T, F, TP, A, T, B, S, M. Rows include players like Danjel Purifoy, Austin Wiley, Jared Harper, Mustapha Heron, T.J. Lang, Horace Spencer, Bryce Brown, T.J. Dunans, LaRon Smith, Anfernee McLemore, Ronnie Johnson, and Team Totals.

FG%: 1st Half 18-32 .563, 2nd Half 11-30 .367, Game 29-62 .468; 3FG%: 1st Half 7-14 .500, 2nd Half 2-12 .167, Game 9-26 .346; FT%: 1st Half 8-11 .727, 2nd Half 9-16 .563, Game 17-27 .630; Deadball Rebounds: 4.

SCORE BY PERIODS table showing points for Georgia and Auburn in quarters 1, 2, OT, and Full game.

OFFICIALS--Doug Sirmons, Michael Stephens, James Breeding
TECHNICAL FOULS--none
ATTENDANCE-9,121 (c)

• Game 14 •

Vanderbilt 80, Auburn 61
January 4, 2017
Memorial Gym
Nashville, Tenn.

Vanderbilt beat Auburn 80-61 in Nashville's Memorial Gym after racing out to a 21-2 lead behind the shooting of Matthew Fisher-Davis, who scored 19 of the Commodores' first 24 points. He set the tone and won the night, finishing with seven 3-pointers and 33 points. It was Vanderbilt's 10th straight win over the Tigers in the old arena, where Auburn hasn't won since 2000, and the 13th straight victory over Auburn overall. Auburn, starting four freshmen for the fourth straight game. Auburn started poorly. The Tigers trailed 21-2 before waking up and playing the Commodores on even terms the final 13 minutes of the first half. But that only meant the Tigers trailed 46-29 at halftime. Auburn held its own in the second half as well, but could not make a run at the Commodores. Jared Harper scored 14 in the second half and finish with 19 points to lead Auburn. Mustapha Heron scored 13. That wasn't enough to offset Vandy, which hit 14 3-pointers, and Fisher-Davis' big night.

Table with columns: Auburn, FG, 3FG, FT, O-D-T, F, TP, A, T, B, S, M. Rows include players like Danjel Purifoy, Austin Wiley, Jared Harper, Mustapha Heron, T.J. Lang, Horace Spencer, Bryce Brown, T.J. Dunans, LaRon Smith, Anfernee McLemore, Ronnie Johnson, and Team Totals.

FG%: 1st Half 9-29 .310, 2nd Half 13-39 .333, Game 22-68 .324; 3FG%: 1st Half 2-7 .286, 2nd Half 4-14 .286, Game 6-21 .286; FT%: 1st Half 9-9 1.000, 2nd Half 2-4 .500, Game 11-13 .846; Deadball Rebounds: 1.

Table with columns: Vanderbilt, FG, 3FG, FT, O-D-T, F, TP, A, T, B, S, M. Rows include players like Jeff Robertson, Luke Kornet, Payton Willis, M. Fisher-Davis, Riley LaChance, Joe Toye, Djery Baptiste, Clewon Brown, Nolan Cressler, and Team Totals.

FG%: 1st Half 15-31 .484, 2nd Half 13-27 .481, Game 28-58 .483; 3FG%: 1st Half 8-18 .444, 2nd Half 6-15 .400, Game 14-33 .424; FT%: 1st Half 8-14 .571, 2nd Half 2-2 1.000, Game 10-16 .625; Deadball Rebounds: 5.

SCORE BY PERIODS table showing points for Auburn and Vanderbilt in quarters 1, 2, OT, and Full game.

OFFICIALS--Antino Petty, Karl Hess, Gerry Pollard
TECHNICAL FOULS--none
ATTENDANCE-9,918



• Game 27 •

Texas A&M 81, Auburn 62
February 18, 2017
Reed Arena
College Station, Texas

Mustapha Heron scored a game-high 20 points and Ronnie Johnson 12 points on four 3-pointers as Auburn lost at Texas A&M 81-62 in Reed Arena.

Table with columns: Player, FG, 3FG, FT, O-D-T, F, TP, A, T, B, S, M. Lists stats for Danjel Purifoy, Austin Wiley, Jared Harper, Bryce Brown, Mustapha Heron, T.J. Dunans, LaRon Smith, TJ Lang, Anfernee McLemore, Devin Waddell, Ronnie Johnson.

FG%: 1st Half 10-34 .294, 2nd Half 13-33 .394, Game 23-67 .343; 3FG%: 1st Half 6-18 .333, 2nd Half 5-16 .313, Game 11-34 .324; FT%: 1st Half 1-2 .500, 2nd Half 4-5 .800, Game 5-7 .714; Deadball Rebounds: 1.

Table with columns: Player, FG, 3FG, FT, O-D-T, F, TP, A, T, B, S, M. Lists stats for Robert Williams, T.Trocha-Morelos, Tyler Davis, Admon Gilder, J.C. Hampton, Kobie Eubanks, Eric Vila, Mark French, Chris Collins, Frank Byers, Caleb Smith, Tavarrio Miller.

FG%: 1st Half 17-25 .680, 2nd Half 14-20 .700, Game 31-45 .689; 3FG%: 1st Half 6-9 .667, 2nd Half 3-5 .600, Game 9-14 .643; FT%: 1st Half 1-3 .333, 2nd Half 9-15 .600, Game 10-18 .556; Deadball Rebounds: 2.

SCORE BY PERIODS table with columns: Auburn (16-11, 5-9), Texas A&M (14-12, 6-8) and scores 1, 2, 27, 35, 41, 40, 62, 81.

OFFICIALS--Antonio Petty, Sean Casey, Wil Howard
TECHNICAL FOULS--none
ATTENDANCE-9,377

• Game 28 •

Auburn 98, LSU 75
February 21, 2017
Maravich Assembly Center
Baton Rouge, La.

Ronnie Johnson scored 17 points while Danjel Purifoy and Bryce Brown had 15 points each to lead Auburn to a 98-75 win at LSU in the Maravich Assembly Center to ensure Auburn's first winning season since 2009.

Table with columns: Player, FG, 3FG, FT, O-D-T, F, TP, A, T, B, S, M. Lists stats for Danjel Purifoy, Austin Wiley, Jared Harper, Bryce Brown, Mustapha Heron, T.J. Dunans, LaRon Smith, Patrick Keim, TJ Lang, Anfernee McLemore, Ronnie Johnson, Cole Blackstock.

FG%: 1st Half 15-34 .441, 2nd Half 18-30 .600, Game 33-64 .516; 3FG%: 1st Half 6-18 .333, 2nd Half 8-13 .615, Game 14-31 .452; FT%: 1st Half 9-13 .692, 2nd Half 9-9 1.000, Game 18-22 .818; Deadball Rebounds: 1.

Table with columns: Player, FG, 3FG, FT, O-D-T, F, TP, A, T, B, S, M. Lists stats for Duop Reath, Aaron Epps, Brandon Sampson, Antonio Blakeney, Skylar Mays, Kieran Hayward, Branden Jenkins, Jalyll Patterson, Marshall Graves, Brian Bridgewater, Wayde Sims, Brand. Eddlestone.

FG%: 1st Half 14-30 .467, 2nd Half 10-29 .345, Game 24-59 .407; 3FG%: 1st Half 3-9 .333, 2nd Half 5-13 .385, Game 8-22 .364; FT%: 1st Half 11-13 .846, 2nd Half 8-8 1.000, Game 19-21 .905; Deadball Rebounds: 2.

SCORE BY PERIODS table with columns: Auburn (17-11, 6-9), LSU (9-18, 1-14) and scores 45, 53, 42, 33, 98, 75.

OFFICIALS--Anthony Jordan, Ron Groover, Kipp Kissinger
TECHNICAL FOULS--none
ATTENDANCE-6,638

• Game 29 •

Arkansas 79, Auburn 68
February 25, 2017
Auburn Arena
Auburn, Ala.

In a game that featured two of the SEC's top offenses, the track meet never materialized, with Arkansas defeating Auburn 79-68 at Auburn Arena. Jared Harper led Auburn with 17 points.

Table with columns: Player, FG, 3FG, FT, O-D-T, F, TP, A, T, B, S, M. Lists stats for Dustin Thomas, Moses Kingsley, Jaylen Barford, Dusty Hannahs, Manuwa Watkins, Trey Thompson, Adrio Bailey, Daryl Macon, Arlando Cook, CJ Jones, Anton Beard.

FG%: 1st Half 16-33 .485, 2nd Half 13-25 .520, Game 29-58 .500; 3FG%: 1st Half 3-11 .273, 2nd Half 2-6 .333, Game 5-17 .294; FT%: 1st Half 5-8 .625, 2nd Half 11-12 .917, Game 16-20 .800; Deadball Rebounds: 4.

Table with columns: Player, FG, 3FG, FT, O-D-T, F, TP, A, T, B, S, M. Lists stats for Danjel Purifoy, Austin Wiley, Jared Harper, Bryce Brown, Mustapha Heron, T.J. Dunans, TJ Lang, Anfernee McLemore, Ronnie Johnson.

FG%: 1st Half 11-28 .393, 2nd Half 12-34 .353, Game 23-62 .371; 3FG%: 1st Half 5-11 .455, 2nd Half 5-13 .385, Game 10-24 .417; FT%: 1st Half 4-8 .500, 2nd Half 8-15 .533, Game 12-23 .522; Deadball Rebounds: 5.

SCORE BY PERIODS table with columns: Arkansas (22-7, 11-5), Auburn (17-12, 6-10) and scores 40, 2, 41, 39, 31, 37, 79, 68.

OFFICIALS--Michael Roberts, Chuck Jones, Brian Shey
TECHNICAL FOULS--Bruce Pearl, Auburn (5:46, 1st)
ATTENDANCE-8,098



Individual Statistics

SCORING

PLAYER, TEAM	G	FG	3FG	FT	PTS	AVG
1. Sindarius Thornwell, SC	31	195	58	215	663	21.4
2. Malik Monk, UK	38	251	104	148	754	19.8
3. J.J. Frazier, UG	34	199	55	187	640	18.8
4. Yante Maten, UG	29	179	21	149	528	18.2
5. Antonio Blakeney, LS	31	194	53	92	533	17.2
6. De'Aaron Fox, UK	36	214	17	156	601	16.7
7. Quindary Weatherspoon, MS	29	173	47	85	478	16.5
8. Dandre Burnett, UM	33	139	73	192	543	16.5
9. Mustapha Heron, AU	32	152	44	137	485	15.2
10. Sebastian Saiz, UM	36	181	21	160	543	15.1
11. Terence Davis, UM	36	200	49	86	535	14.9
12. Dusty Hannahs, AR	36	168	74	108	518	14.4
13. Tyler Davis, AM	31	166	0	106	438	14.1
14. KeVaughn Allen, UF	36	168	78	91	505	14.0
15. PJ Dozier, SC	36	191	42	77	501	13.9

REBOUNDING

PLAYER, TEAM	G	OFF	DEF	TOT	AVG.
1. Sebastian Saiz, UM	36	122	287	409	11.4
2. Robert Williams, AM	31	94	159	253	8.2
3. Bam Adebayo, UK	38	118	186	304	8.0
4. Moses Kingsley, AR	36	79	198	277	7.7
5. Derek Ogbeide, UG	34	78	181	259	7.6
6. Sindarius Thornwell, SC	31	77	144	221	7.1
7. Jeff Roberson, VU	35	70	176	246	7.0
8. Tyler Davis, AM	31	95	121	216	7.0
9. Yante Maten, UG	29	72	125	197	6.8
10. Bola Olaniyan, UA	33	89	123	212	6.4
11. Duop Reath, LS	31	65	128	193	6.2
12. Luke Kornet, VU	35	53	164	217	6.2
13. Devin Robinson, UF	36	62	158	220	6.1
14. Mustapha Heron, AU	32	52	143	195	6.1
15. Chris Silva, SC	37	84	141	225	6.1

FIELD GOAL PERCENTAGE

(Min. 5.0 made per game)

PLAYER, TEAM	G	FGM	FGA	PCT
1. Tyler Davis, AM	31	166	269	.617
2. Yante Maten, UG	29	179	345	.519
3. Duop Reath, LS	31	157	308	.510
4. Terence Davis, UM	36	200	415	.482
5. De'Aaron Fox, UK	36	214	447	.479
6. Sebastian Saiz, UM	36	181	386	.469
7. Quindary Weatherspoon, MS	29	173	369	.469
8. Robert Hubbs III, UT	32	170	364	.467
9. Antonio Blakeney, LS	31	194	424	.458
10. Malik Monk, UK	38	251	558	.450

3-POINT FIELD GOAL PERCENTAGE

(Min. 2.0 made pg)

PLAYER, TEAM	G	FGM	FGA	PCT
1. Riley Lachance, VU	35	70	144	.486
2. Bryce Brown, AU	28	56	140	.400
3. Malik Monk, UK	38	104	262	.397
4. Dusty Hannahs, AR	36	74	191	.387
5. Deandre Burnett, UM	33	73	194	.376
6. Matthew Fisher-Davis, VU	34	84	226	.372
7. KeVaughn Allen, UF	36	78	211	.370
8. Danjel Purifoy, AU	29	59	160	.369

3-POINT FIELD GOALS PER GAME

PLAYER, TEAM	G	3FGM	AVG
1. Malik Monk, UK	38	104	2.7
2. Matthew Fisher-Davis, VU	34	84	2.5
3. Deandre Burnett, UM	33	73	2.2
4. KeVaughn Allen, UF	36	78	2.2
5. Dusty Hannahs, AR	36	74	2.1
6. Danjel Purifoy, AU	29	59	2.0
7. Bryce Brown, AU	28	56	2.0
Riley Lachance, VU	35	70	2.0
9. Lamar Peters, MS	30	59	2.0
10. Admon Gilder, AM	31	58	1.9
Sindarius Thornwell, SC	31	58	1.9

FREE THROW PERCENTAGE

PLAYER, TEAM	G	FTM	FTA	PCT
1. Dusty Hannahs, AR	36	108	119	.908
2. J.J. Frazier, UG	34	187	211	.886
3. KeVaughn Allen, UF	36	91	103	.883
4. Canyon Barry, UF	35	113	128	.883
5. Deandre Burnett, UM	33	192	218	.881
6. Danjel Purifoy, AU	29	80	91	.879
7. Daryl Macon, AR	36	136	157	.866
8. Luke Kornet, VU	35	120	140	.857
9. Robert Hubbs III, UT	32	93	111	.838
10. Sindarius Thornwell, SC	31	215	259	.830

ASSISTS

PLAYER, TEAM	G	AST	AVG
1. De'Aaron Fox, UK	36	165	4.6
2. I.J. Ready, MS	28	127	4.5
3. Kasey Hill, UF	36	161	4.5
4. Terrence Phillips, MO	32	142	4.4
5. Isaiah Briscoe, UK	36	151	4.2
6. J.J. Frazier, UG	34	140	4.1
7. Riley Lachance, VU	35	137	3.9
8. Admon Gilder, AM	31	120	3.9
9. Chris Chiozza, UF	36	135	3.8
10. Skylar Mays, LS	31	113	3.6

BLOCKS

PLAYER, TEAM	G	BLK	AVG
1. Moses Kingsley, AR	36	93	2.6
2. Robert Williams, AM	31	77	2.5
3. Luke Kornet, VU	35	71	2.0
4. Aric Holman, MS	32	64	2.0
5. Grant Williams, UT	32	61	1.9
6. Kevarrus Hayes, UF	36	60	1.7
7. Bam Adebayo, UK	38	57	1.5
8. Duop Reath, LS	31	46	1.5
9. Yante Maten, UG	29	43	1.5
10. Donta Hall, UA	34	48	1.4

STEALS

PLAYER, TEAM	G	STL	AVG
1. Sindarius Thornwell, SC	31	66	2.1
2. Admon Gilder, AM	31	60	1.9
3. J.J. Frazier, UG	34	63	1.9
4. Quindary Weatherspoon, MS	29	50	1.7
5. PJ Dozier, SC	36	60	1.7
Kasey Hill, UF	36	60	1.7
7. I.J. Ready, MS	28	45	1.6
8. De'Aaron Fox, UK	36	53	1.5
9. Danjel Purifoy, AU	29	41	1.4
10. Terence Davis, UM	36	50	1.4

MINUTES PLAYED

PLAYER, TEAM	G	MIN	AVG
1. J.J. Frazier, UG	34	1178	34.6
2. Admon Gilder, AM	31	1073	34.6
3. Sindarius Thornwell, SC	31	1064	34.3
4. Sebastian Saiz, UM	36	1200	33.3
5. Duane Notice, SC	37	1222	33.0
6. Antonio Blakeney, LS	31	1019	32.9
7. Malik Monk, UK	38	1218	32.1
8. Quindary Weatherspoon, MS	29	926	31.9
9. Jeff Roberson, VU	35	1108	31.7
10. Robert Hubbs III, UT	32	1011	31.6



COACHES' ALL-SEC TEAMS

First Team						
KeVaughn Allen	Florida	G	6-2	183	So.	Little Rock, Ark.
J.J. Frazier	Georgia	G	5-10	155	Sr.	Glennville, Ga.
Yante Maten	Georgia	F	6-8	240	Jr.	Pontiac, Mich.
De'Aaron Fox	Kentucky	G	6-3	187	Fr.	Houston, Texas
Malik Monk	Kentucky	G	6-3	200	Fr.	Lepanton, Ark.
Sebastian Saiz	Ole Miss	F	6-9	240	Sr.	Madrid, Spain
Sindarius Thornwell	South Carolina	G	6-5	211	Sr.	Lancaster, S.C.
Luke Kornett	Vanderbilt	F	7-1	250	Sr.	Lantana, Texas

Second Team						
Moses Kingsley	Arkansas	F	6-10	230	Sr.	Abuja, Nigeria
Kasey Hill	Florida	G	6-1	175	Sr.	Umatilla, Fla.
Bam Adebayo	Kentucky	F	6-10	260	Fr.	Little Washington, N.C.
Antonio Blakeney	LSU	G	6-4	197	So.	Sarasota, Fla.
Quinndary Weatherspoon	Mississippi State	G	6-4	205	So.	Canton, Miss.
Robert Hubbs III	Tennessee	G	6-5	207	Sr.	Newbern, Tenn.
Tyler Davis	Texas A&M	C	6-10	270	So.	Plano, Texas
Robert Williams	Texas A&M	F	6-9	237	Fr.	Oil City, La.

SEC All-Freshman Team						
Braxton Key	Alabama	F	6-8	225	Fr.	Charlotte, N.C.
Mustapha Heron	Auburn	G	6-5	215	Fr.	Waterbury, Conn.
Bam Adebayo	Kentucky	F	6-10	260	Fr.	Little Washington, N.C.
De'Aaron Fox	Kentucky	F	6-3	187	Fr.	Houston, Texas
Malik Monk	Kentucky	G	6-3	200	Fr.	Lepanton, Ark.
Lamar Peters	Mississippi State	G	6-0	188	Fr.	New Orleans, La.
Grant Williams	Tennessee	F	6-5	234	Fr.	Charlotte, N.C.
Robert Williams	Texas A&M	F	6-9	237	Fr.	Oil City, La.

SEC All-Defensive Team						
Moses Kingsley	Arkansas	F	6-10	230	Sr.	Abuja, Nigeria
Kasey Hill	Florida	G	6-1	175	Sr.	Umatilla, Fla.
Sindarius Thornwell	South Carolina	G	6-5	211	Sr.	Lancaster, S.C.
Robert Williams	Texas A&M	F	6-9	237	Fr.	Oil City, La.
Luke Kornett	Vanderbilt	F	7-1	250	Sr.	Lantana, Texas

SEC Player of the Year	SEC Freshman of the Year	SEC Coach of the Year
Sindarius Thornwell, South Carolina	Malik Monk, Kentucky	Mike White, Florida

SEC Sixth-Man of the Year	SEC Defensive Player of the Year	SEC Scholar-Athlete of the Year
Canyon Barry, Florida	Robert Williams, Texas A&M	Luke Kornett, Vanderbilt

ASSOCIATED PRESS ALL-SEC TEAMS
First Team
u-Malik Monk, Kentucky
u-Sindarius Thornwell, South Carolina
J.J. Frazier, Georgia
De'Aaron Fox, Kentucky
Sebastian Saiz, Texas A&M
Second Team
KeVaughn Allen, Florida
Moses Kingsley, Arkansas
Yante Maten, Georgia
Robert Williams, Texas A&M
Bam Adebayo, Kentucky
Player of the Year - Malik Monk, Kentucky
Coach of the Year - Mike White, Florida
Freshman of the Year - Malik Monk, Kentucky
u-Unanimous

SEC PLAYERS OF THE WEEK
Nov. 14 Duop Reath, LSU
Nov. 21 Sebastian Saiz, Ole Miss
Nov. 28 Sindarius Thornwell, South Carolina
Dec. 5 PJ Dozier, South Carolina
Dec. 12 Tyler Davis, Texas A&M
Dec. 19 Malik Monk, Kentucky
Dec. 26 Detrick Mostella, Tennessee
Jan. 2 Yante Maten, Georgia
Isaiah Briscoe, Kentucky
Jan. 9 KeVaughn Allen, Florida
Jan. 16 Quinndary Weatherspoon, Miss. State
Jan. 23 Terence Davis, Ole Miss
Jan. 30 Robert Hubbs III, Tennessee
Feb. 6 Chris Chiozza, Florida
Feb. 13 Sindarius Thornwell, South Carolina
Feb. 20 Daryl Macon, Arkansas
Feb. 27 J.J. Frazier, Georgia
Mar. 6 Luke Kornett, Vanderbilt

SEC FRESHMEN OF THE WEEK
Nov. 14 De'Aaron Fox, Kentucky
Nov. 21 Malik Monk, Kentucky
Nov. 28 Robert Williams, Texas A&M
Dec. 5 De'Aaron Fox, Kentucky
Dec. 12 Jordan Bowden, Tennessee
Dec. 19 De'Aaron Fox, Kentucky
Dec. 26 Jared Harper, Auburn
Jan. 2 Malik Monk, Kentucky
Jan. 9 De'Aaron Fox, Kentucky
Jan. 16 Malik Monk, Kentucky
Jan. 23 Austin Wiley, Auburn
Jan. 30 Braxton Key, Alabama
Feb. 6 Jared Harper, Auburn
Feb. 13 Grant Williams, Tennessee
Robert Williams, Texas A&M
Feb. 20 Robert Williams, Texas A&M
Feb. 27 Bam Adebayo, Kentucky
Mar. 6 Bam Adebayo, Kentucky



INDIVIDUAL RECORDS

POINTS

Game

Overall: 60, John Mengelt vs. Alabama, Feb. 14, 1970, at Auburn
Home Court: 60, John Mengelt vs. Alabama, Feb. 14, 1970
Opponent's Court: 42, John Mengelt vs. Kentucky, Feb. 3, 1969, at Lexington, Ky.
First Half: 30, John Mengelt vs. Alabama, Feb. 14, 1970, at Auburn
Second Half: 34, Wesley Person vs. UAB, Dec. 16, 1993, at Auburn
Losing Effort: 44, Keenan Carpenter vs. LSU, Feb. 8, 1989, at Auburn/44, Wesley Person vs. UAB, Dec. 16, 1993, at Auburn
By Opponent: 55, Pete Maravich, LSU, Jan. 3, 1968, at Baton Rouge, La.

Season

Overall: 747, Chuck Person, 1984-85
Average: 28.4, John Mengelt, 1970-71
Freshman: 567, Eddie Johnson, 1973-74
Sophomore: 593, Chuck Person, 1983-84
Junior: 747, Chuck Person, 1984-85
Senior: 738, John Mengelt, 1970-71
Double-Figure Scoring Games: 34, Chuck Person, 1984-85; Marquis Daniels, 2002-03
20-Point Games: 23, Chuck Person, 1985-86
Consecutive 20-Point Games: 10, John Mengelt, 1969-70
30-Point Games: 12, John Mengelt, 1970-71
40-Point Games: 4, John Mengelt, 1969-70

Career

Overall: 2311, Chuck Person, 1982-86
Average: 24.8, John Mengelt, 1968-71
Double-Figure Scoring Games: 108, Chuck Person, 1982-86
Consecutive Double-Figure Scoring Games: 68, Chuck Person (last 3 in 1982-83, all 31 in 1983-84 and all 34 in 1984-85)
20-Point Games: 63, Chuck Person, 1982-86
30-Point Games: 22, John Mengelt, 1968-71
40-Point Games: 8, John Mengelt, 1968-71

FIELD GOALS

Game

Made: 23, John Mengelt vs. Alabama, Feb. 14, 1970, at Auburn
Attempted: 44, John Mengelt vs. Alabama, Feb. 14, 1970, at Auburn
Percentage (10 Minimum): 1.000, Charles Barkley, 10 for 10, vs. Georgia, Jan. 22, 1983, at Auburn
3-Pointers Made: 10, Lance Weems vs. Arkansas, Jan. 6, 1996, at Auburn
3-Pointers Attempted: 19, Lance Weems vs. Arkansas, Jan. 6, 1996, at Auburn
3-Point Percentage (5 Min.): 1.000, John Caylor (5-5) vs. Florida, 2-6-88, at Gainesville, Fla./Jay Heard vs. SE Louisiana (5-5) 11-3-98, at Auburn; Troy Gaines (5-5) at LSU 2-26-03 in Baton Rouge, La.

Season

Made: 334, Chuck Person, 1984-85
Attempted: 614, Chuck Person, 1984-85
Percentage: .644, Charles Barkley, 1982-83
3-Pointers Made: 108, Lance Weems, 1995-96
3-Pointers Attempted: 279, Lance Weems, 1995-96
3-Point Percentage (1 made/game): .511, Ronnie Battle, 1991-92

Career

Made: 1017, Chuck Person, 1982-86
Attempted: 1899, Chuck Person, 1982-86

Percentage: .626, Charles Barkley, 1981-84

3-Pointers Made: 262, Wesley Person, 1990-94

3-Pointers Attempted: 626, Lance Weems, 1992-96

3-Point Percentage: .441, Wesley Person, 1990-94

FREE THROWS

Game

Made: 17, John Mengelt vs. Kentucky, Mar. 2, 1970, at Lexington, Ky.
 17, Wally Tinker vs. Vanderbilt, Jan. 15, 1968, at Auburn
 17, Ray Groover vs. Florida State, Dec. 10, 1960, at Auburn
Att.: 21, Ray Groover vs. Florida State, Dec. 10, 1960, at Auburn
 21, Bryant Smith vs. Georgia, Jan. 3, 1998, at Auburn
Consecutive Made: 15, Eddie Johnson vs. Miss. State, Jan. 20, 1975, at Auburn
Percentage (15 Minimum): 1.000, Eddie Johnson vs. Miss. State, 15 of 15, Jan. 20, 1975, at Auburn

Season

Made: 208, John Mengelt, 1970-71
Attempted: 268, Chris Denson, 2013-14
Consecutive Made: 27, Danjel Purifoy 11/23/2016-12/18/2016; 27, Frankie Sullivan, 2009-10 (to start season)
 25, Stan Pietkiewicz, 1977-78
Percentage: .879, Eddie Johnson, 1974-75; Danjel Purifoy, 2016-17

Career

Made: 496, John Mengelt, 1968-71
Attempted: 619, John Mengelt, 1968-71
Percentage: .834, Stan Pietkiewicz, 1974-78

REBOUNDS

Game

Made: 27, Rex Frederick vs. SMU, Dec. 19, 1957, at Dallas, Texas
Offensive: 11, Kelvin Ardister vs. Tennessee, Jan. 4, 1989, at Auburn
 11, Brandon Robinson vs. Arkansas, Jan. 5, 2002, at Auburn

Season

Overall: 347, Korvotney Barber, 2008-09
Offensive: 133, Korvotney Barber, 2008-09
Average: 15.3, Rex Frederick, 1956-57

Career

Overall: 996, Mike Mitchell, 1974-78
Average: 14.3, Rex Frederick, 1956-59

ASSISTS

Game

Made: 15, Eddie Johnson vs. LSU, Jan. 3, 1976, at Baton Rouge, La.

Season

Made: 221, Gerald White, 1985-86

Career

Made: 624, Gerald White, 1983-87

BLOCKS

Game

Made: 13, Kyle Davis vs. Miami in the NIT, Mar. 14, 2001, at Auburn

Season

Made: 126, Kyle Davis, 2002-03

Career

Made: 288, Kyle Davis, 2000-2004



INDIVIDUAL RECORDS

STEALS

Game

Made: 8, Derrick Dennison vs. Michigan State, Nov. 24, 1989, at Anchorage, Alaska; DeWayne Reed vs. George Washington, Dec. 2, 2007, at Washington, DC

Season

Made: 78, Marquis Daniels, 2002-03

Career

Made: 210, Quantez Robertson, 2005-2009/DeWayne Reed, 2006-10

DUNKS

Game

Number: 7, Aaron Swinson vs. Troy State, Dec. 11, 1991, at Auburn 7, Chris Morris vs. Vanderbilt, Jan. 17, 1987, at Nashville, Tenn.

Season

Number: 62, Aaron Swinson, 1992-93

Career

Number: 175, Aaron Swinson, 1991-94

GAMES PLAYED

Season

Appeared In: 36, Korvotney Barber, Quantez Robertson, Tay Waller, Lucas Hargrove, DeWayne Reed, 2008-09.

Career

Appeared In: 129, Scott Pohlman, 1997-2001/Frank Ford, 1983-87/DeWayne Reed, 2006-10

Consecutive Starts: 127, Frank Ford, 1983-87

MINUTES PLAYED

Game

Number: 55, Rich Valavicius vs. Georgia, Mar. 1, 1979, at Birmingham (SEC Tournament)

Season

Number: 1242, Frank Ford, 1984-85 (34 games)

Career

Number: 4374, Frank Ford, 1983-87 (129 games)

WALK-ON GAMES STARTED

Season

Number: 26, Josh Wallace, 2010-11

Career

Number: 39, Josh Wallace, 2009-12

TEAM RECORDS

POINTS

Game

Overall: 141 vs. Troy State, Dec. 11, 1991, at Auburn

Home Court: 141 vs. Troy State, Dec. 11, 1991, at Auburn

Opponent's Court: 109 vs. VCU, Dec. 16, 1976, at Richmond, Va.; 109 vs. American-Puerto Rico, Dec. 20, 1999, at San Juan, P.R.

Neutral Court: 120 v. So. Alabama, Nov. 27, 1987, at Birmingham, Ala.

First Half: 78 vs. Troy State, 78-54, Dec. 11, 1991, at Auburn

Second Half: 73 vs. Troy State, 73-48, Dec. 9, 1993, at Auburn; 72 vs. Northwestern State, 72-44, Nov. 27, 2015, at Auburn

Losing Effort: 105 vs. Arkansas, 105-117, Jan. 15, 1994, at Auburn

By Opponent: 119, Kentucky, 76-119, Feb. 10, 1975, at Lexington, Ky.

Both Teams: 257, vs. Troy State, 141-116, Dec. 11, 1991, at Auburn

Season

Auburn: 2680, 1998-99

Average: 86.6, 1991-92

Scoring Margin: +19.6, 1998-99

By Opponents: 2546, 2016-17

FIELD GOALS

Game

Made: 55 vs. Troy State, Dec. 11, 1991, at Auburn

Attempted: 100 vs. Western Carolina, Dec. 4, 1973, at Auburn

Percentage: .711 vs. LSU, 27 of 38, Feb. 18, 1961, at Auburn

3-Pointers Made: 21 vs. Coastal Carolina, 21-of-42, Dec. 15, 2016, at Auburn, Ala.

3-Pointers Attempted: 42 vs. Coastal Carolina, 21-of-42, Dec. 15, 2016, at Auburn, Ala.

3-Point Percentage: .857 vs. Alabama State, 6-of-7, Dec. 11, 1989, at Auburn

Season

Made: 1016, 1984-85 (2040 attempts)

Attempted: 2245, 1998-99

Percentage: .521, 532 of 1022, 1959-60

3-Pointers Made: 289, 2016-17

3-Pointers Attempted: 832, 2008-09

3-Point Percentage: .452, 182 of 403, 1991-92

FREE THROWS

Game

Made: 39 vs. Miss. State, Jan. 3, 1959, at Auburn

Attempted: 52 vs. Vanderbilt, Feb. 6, 1954, at Auburn

Percentage (25 attempts): .964 vs. Alabama, 27 of 28, Dec. 19, 1959, at Birmingham, Ala.

Percentage (10 attempts): 1.000 vs. Alabama, 11 of 11, Feb. 18, 1995, at Auburn

Season

Made: 606, 2014-15

Attempted: 910, 2014-15

Percentage: .792, 476 of 601, 1965-66

REBOUNDS

Game

Made: 79 vs. Jacksonville State, Dec. 3, 1957, at Auburn

Season

Made: 1452, 1998-99

Average: 52.8, 1957-58



TEAM RECORDS

FOULS**Game**

Number: 34 vs. Vanderbilt, Feb. 20, 1990, at Nashville, Tenn.

Season

Number: 708, 2014-15

ASSISTS**Game**

Made: 33 vs. Troy State, Dec. 11, 1991, at Auburn
33 vs. LSU, Feb. 12, 1994, at Auburn

Season

Made: 532, 2006-07

TURNOVERS**Game**

Most Committed: 35 vs. Georgia Tech, Feb. 27, 1974, at Auburn
Fewest Committed: 3 vs. Georgia, Jan. 19, 1970, at Athens, Ga.;
3 at Mississippi State, Feb. 4, 2012, at Starkville, Miss.

Season

Most Committed: 551, 1995-96 (32 games)
Fewest Committed: 363, 2013-14 (30 games)
Fewest Committed (Avg.): 12.10 per game, 2013-14 (363 in 30 gms)

BLOCKS**Game**

Made: 17 vs. Nicholls State, Nov. 25, 2011, at Auburn
(1 shy of SEC record 18 by Arkansas in 1996, Kentucky in 2011)
15 vs. Jacksonville State, Dec. 16, 1998, at Auburn/
15 vs. Miami in the NIT, Mar. 14, 2001, at Auburn

Season

Made: 178, 2002-03

STEALS**Game**

Made: 21 vs. Louisiana-Monroe, Dec. 6, 2008, at Auburn

Season

Made: 327, 1998-99 and 2008-09

ATTENDANCE

One Game: 34,076 at Indiana Hoosier Dome, Mar. 14, 1987, vs. Indiana (NCAA Tournament Second Round)

Season Total: 414,189, 1999-2000, 34 games (12,182 avg.)
401,152, 1998-99, 33 games (12,156 avg.)

Season Home: 173,249, 2000-01, 17 games (10,191 avg.)--
season tickets sold out

157,500, 1999-2000, 15 games (10,500 avg.)--

season tickets sold out

133,033, 2014-15, 17 games (7,825 avg.)

126,483, 2010-11, 20 games (6,324 avg.)

123,881, 1998-99, 15 games (8,259 avg.)

123,244, 2015-16, 15 games (8,216 avg.)

117,490, 2016-17, 15 games (7,833 avg.)

110,534, 2011-12, 17 games (6,502 avg.)

100,291, 1992-93, 12 games (8,358 avg.)

98,965, 1974-75, 12 games (8,247 avg.)

97,024, 1975-76, 11 games (8,820 avg.)

Average Home: 10,500, 1999-2000, 15 games--season tickets sold

out; 10,191, 2000-01, 17 games--season tickets sold out; 8,820, 1975-76, 11 games; 8,758, 1989-90, 11 games; 8,358, 1992-93, 12 games; 8,216, 2015-16, 15 games--season tickets sold out

SEC Average Home: 10,500, 1999-00, 8 games (capacity 10,500)

10,500, 2000-01, 8 games (capacity 10,500)

10,419, 1998-99, 8 games (capacity, 10,500)

9,172, 1974-75, 9 games (capacity 12,500)

MISCELLANEOUS**Game**

Margin of Victory: 79 vs. White's Business College, 92-13, 1927-28

Margin of SEC Victory: 54 vs. Alabama, 94-40, Jan. 18, 1998

Margin of Defeat: 80 vs. Georgia, 92-12, 1912-13 at Athens, Ga.

Season

Most Wins: 29, 1998-99

24, 1999-2000 and 2008-09

22, 1985-86 and 1984-85

Win Streak: 30, 1957-58 11 games, and 1958-59 19 games

Win Streak, Home: 36, 1957-61 (Jan. 26, 1957 to Jan. 7, 1961)

30, 1997-2000 (Mar. 11, 1998 to Mar. 1, 2000)

Most Losses: 23, 2012-13

Fewest Wins: 1, 1942-43 and 1929-30



SINGLE-GAME SCORING

Pts...	Player	Opponent	AU-Opp	Date Site
60	John Mengelt	Alabama	121-78	2/14/1970 ... H
48	John Mengelt	Vanderbilt	96-94	2/20/1971 ... H
47	John Mengelt	Ole Miss	91-77	12/13/1969 ... H
45	John Mengelt	N.C. State	91-85	12/5/1970 ... H
44	Wesley Person	UAB	85-89	12/16/1993 ... H
44	Keenan Carpenter	LSU	91-104	2/8/1989 ... H
43	Ronnie Battle	Georgia	89-84	2/1/1992 ... H
42	John Mengelt	Kentucky	93-105	2/3/1969 ... A
41	John Mengelt	Kentucky	83-84	2/2/1970 ... H
40	Chuck Person	Vanderbilt	79-65	3/1/1986 ... A
40	Mike Mitchell	Georgia	95-71	1/10/1977 ... A
40	John Mengelt	Georgia	79-58	1/4/1971 ... A
40	John Mengelt	Vanderbilt	74-92	2/21/1970 ... H
39	Chuck Person	Florida	81-78	2/6/1985 ... A
39	Eddie Johnson	Tennessee	78-83	1/19/1976 ... A
38	Toney Douglas*	Nicholls State	92-78	11/24/2004 ... H
38	Marquis Daniels	Troy State	94-66	12/22/2002 ... N
38	Mike Mitchell	LSU	95-101	2/20/1978 ... H
38	Eddie Johnson*	Florida	77-85	2/16/1974 ... A
38	John Mengelt	Kentucky	83-102	3/1/1971 ... H
38	Joe Newton	Tulane	87-73	2/15/1965 ... H
37	John Mengelt	Ole Miss	86-85	3/6/1971 ... H
37	John Mengelt	Georgia	84-85	1/20/1969 ... H
36	Lance Weems	Arkansas	101-76	1/6/1996 ... H
36	Derrick Dennison	Vanderbilt	87-74	2/20/1990 ... A
36	Chris Morris	Bradley	90-86	3/17/1988 ... N
36	Chuck Person	Alabama	72-74	2/16/1985 ... A
36	Chuck Person	Villanova	95-83	12/28/1983 ... N
36	Bill Kirkpatrick	Howard	98-77	1/5/1955 ... H
36	John Mengelt	Vanderbilt	85-107	1/23/1971 ... A
36	John Mengelt	Florida	85-70	2/6/1971 ... H
35	Charles Barkley	Tennessee	77-80	1/24/1983 ... H
35	Stan Pietkiewicz	Tennessee	107-94	3/6/1978 ... H
35	Eddie Johnson	LSU	87-78	1/25/1975 ... A
35	John Mengelt	Ole Miss	97-103	12/12/1970 ... A
35	Ronnie Quick	Louisiana Tech	88-77	12/6/1966 ... H
35	Lee DeFore	Florida	86-66	2/9/1966 ... A
35	Lee DeFore	Jacksonville State	78-50	12/7/1965 ... H
35	Lee DeFore	Rice	91-74	12/2/1965 ... H
34	Chris Porter	Navy	88-70	12/19/1998 ... A
34	Wesley Person	Ole Miss	85-88 (2ot)	1/19/1994 ... A
34	Derrick Dennison	LSU	78-76	3/9/1990 ... N
34	Mike Mitchell	Iona	82-105	12/17/1977 ... A
34	Gary England	Kentucky	79-91	3/3/1973 ... H
34	Lee DeFore	Florida State	80-64	12/27/1965 ... N

Pts...	Player	Opponent	AU-Opp	Date Site
33	Toney Douglas*	Virginia	87-89	12/3/2004 ... N
33	Mack McGadney	Toledo	90-95 (2ot)	11/25/2000 ... N
33	Wesley Person	Troy State	141-116	12/11/1991 ... H
33	Keenan Carpenter	Florida	79-90	2/15/1989 ... A
33	Chuck Person	Delaware	95-63	12/22/1984 ... N
33	Myles Patrick	Mississippi State	75-89	3/7/1977 ... A
33	Eddie Johnson*	Lamar	88-78	12/22/1973 ... N
33	Ernie Magri	Florida	103-100	2/12/1972 ... A
33	John Mengelt	Louisiana Tech	93-87	12/1/1970 ... H
33	John Mengelt	Vanderbilt	84-75	1/24/1970 ... A
32	Chris Denson	Alabama	74-55	1/30/14 ... H
32	Tay Waller	Mississippi State	91-76	2/14/2009 ... H
32	Frank Tolbert	Vanderbilt	71-78	2/2/2008 ... A
32	Toney Douglas*	Florida	78-84	1/12/2005 ... H
32	Adam Harrington	Detroit	75-72	12/9/2000 ... N
32	Aaron Swinson	Kentucky	74-91	1/30/1994 ... H
32	Keenan Carpenter	Ole Miss	77-80	12/18/1989 ... A
32	Jeff Moore	Eastern Kentucky	97-82	12/15/1986 ... A
32	Mike Jones	Illinois	103-107	12/12/1987 ... A
32	Chuck Person	West Virginia	59-58	12/29/1984 ... A
32	Stan Pietkiewicz	Mississippi State	85-74	1/30/1978 ... H
32	Mike Mitchell	Southern Cal.	74-85	12/29/1977 ... N
32	Eddie Johnson	Vanderbilt	78-85	2/17/1975 ... A
32	Eddie Johnson*	Georgia	97-84	3/2/1974 ... H
32	John Mengelt	LSU	94-114	2/15/1971 ... A
32	John Mengelt	Houston	76-79	12/21/1970 ... A
32	Lee DeFore	Houston	76-89	12/30/1965 ... N
31	Quan Prowell	Mississippi State	78-89	2/27/2008 ... A
31	Marquis Daniels	South Carolina	67-60	1/15/2003 ... A
31	Ronnie Battle	Tennessee	88-75	1/20/1993 ... H
31	Aaron Swinson	Troy State	141-116	12/11/1991 ... H
31	Ronnie Battle	LSU	84-96	1/12/1991 ... H
31	Wesley Person	Tulane	84-71	12/28/1990 ... N
31	Chris Morris	Illinois	103-107	12/12/1987 ... A
31	Chuck Person	Ole Miss	75-73	2/22/1986 ... H
31	Chuck Person	Tennessee	75-60	2/9/1985 ... H
30	Chris Denson	Mississippi State	92-82	2/15/14 ... H
30	Earnest Ross	Georgia	72-81 (ot)	2/5/2011 ... A
30	Aaron Swinson	LSU	111-83	2/12/1994 ... H
30	Wesley Person	Tennessee	85-92	1/22/1994 ... A
30	Wesley Person	Old Dominion	101-87	12/18/1993 ... A
30	Wesley Person	Nicholls State	76-79	11/30/1993 ... H
30	Wesley Person	Old Dominion	96-85	12/28/1992 ... H
30	Gary Redding	Ole Miss	103-88	3/8/1976 ... H

Minimum of 30 points scored per game *Freshman season

SINGLE-GAME REBOUNDING

Pts...	Player	Opponent	AU-Opp	Date Site
27	Rex Frederick	SMU	65-75	12/19/57 ... A
25	Rex Frederick	Ole Miss	71-51	1/6/58 ... A
24	Rex Frederick	Howard	101-70	1/2/57 ... H
24	Bob Miller	Florida	67-71	2/21/53 ... A
23	Mike Mitchell*	Mississippi State	78-74	2/22/75 ... A
22	Bill Alexander	Dartmouth	85-76	12/20/69 ... N
22	Al Leapheart	Alabama	121-78	2/14/70 ... H
22	Freddie Guy	Furman	107-86	12/29/64 ... N
22	Rex Frederick	Alabama	69-50	2/28/59 ... N
22	Dan Pridgen	Mississippi State	92-85	2/24/51 ... H
21	Pepto Bolden	Mississippi State	60-67	2/23/74 ... H
21	Jim Retseck	Mississippi State	92-68	2/10/71 ... H

Pts...	Player	Opponent	AU-Opp	Date Site
21	Freddie Guy	Kentucky	79-99	2/22/64 ... N
21	Rex Frederick	Tulane	63-49	2/17/58 ... A
20	Kelvin Ardister	Tennessee	73-84	1/4/89 ... H
20	Mike Mitchell	LSU	102-86	1/3/76 ... A
20	Pepto Bolden*	Florida	77-85	2/16/74 ... A
20	Jim Retseck	Alabama	83-72	1/11/71 ... H
20	Rex Frederick	LSU	76-58	2/15/58 ... A
20	Rex Frederick	St. Joseph's	66-64	12/18/56 ... N
20	Jim Diamond	B'ham-Southern	90-77	12/4/54 ... H
20	Jim Martin	Mississippi State	68-61	1/18/52 ... A

* Freshman season



BEARD-EAVES-MEMORIAL COLISEUM RECORDS

INDIVIDUAL

Auburn

Points: 60 by John Mengelt vs. Alabama, Feb. 14, 1970
Field Goals: 23 by John Mengelt vs. Alabama, Feb. 14, 1970
Field Goals Attempted: 44 by John Mengelt vs. Alabama, Feb. 14, 1970
3-Pointers Made: 10 by Lance Weems vs. Arkansas, Jan. 6, 1996
3-Pointers Attempted: 19 by Lance Weems v. Arkansas, Jan. 6, 1996
Free Throws: 15 by Eddie Johnson vs. Miss. State, Jan. 20, 1975
 15 by John Mengelt vs. N.C. State, Dec. 5, 1970
Free Throws Attempted: 21 by Bryant Smith vs. Georgia, Jan. 3, 1998
Rebounds: 22 by Al Leapheart vs. Alabama, Feb. 14, 1970
Assists: 14 by Eddie Johnson vs. Tennessee, Feb. 16, 1976
Blocks: 13 by Kyle Davis vs. Miami in the NIT, Mar. 14, 2001

Opponents

Points: 46 by Pete Maravich for LSU, Jan. 11, 1969
Field Goals Attempted: 41 by Pete Maravich for LSU, Jan. 11, 1969
3-Pointers Made: 9 by Freddie Banks for UNLV, Feb. 1, 1987
3-Pointers Attempted: 17 by Lester Hudson for UT-Martin, Mar. 18, 2009, in NIT First Round
Free Throws: 16 by Ansu Sesay for Ole Miss, Jan. 31, 1998
Free Throws Attempted: 18 by Pete Maravich for LSU, Jan. 11, 1969

TEAM

Auburn

Points in a Game: 141 vs. Troy State, Dec. 11, 1991
Points in a Half: 78 vs. Troy State, Dec. 11, 1991
Fewest Points in a Game: 43 vs. Tennessee, Jan. 15, 1997;
 43 vs. Vanderbilt, Feb. 16, 2005
Field Goals: 55 vs. Troy State, Dec. 11, 1991
Field Goals Attempted: 100 vs. Western Carolina, Dec. 4, 1973
Field Goal Percentage: .683 vs. Georgia State, 41 of 60, Nov. 26, 2002
3-Pointers Made: 15 vs. West Florida, Dec. 12, 1994; 15 vs. Arkansas,
 Jan. 6, 1996; 15 vs. Nicholls State, Nov. 24, 2004
3-Pointers Attempted: 36 vs. #12 LSU, Mar. 1, 2000
Free Throws: 40 vs. Mississippi State, Jan. 20, 1975
Free Throws Attempted: 45 vs. VCU, Mar. 3, 1975
Free Throw Pct.:
 (Min. 10 att.): 1.000 vs. Alabama, 11 of 11, Feb. 18, 1995
 (Min. 30 att.): .949 vs. Ole Miss, 37 of 39, Jan. 8, 1995
Rebounds: 78 vs. VCU, Mar. 3, 1975
Assists: 33 vs. Troy State, Dec. 11, 1991; 33 vs. LSU, Feb. 12, 1994
Steals: 21 vs. Louisiana-Monroe, Dec. 6, 2008
Blocks: 15 vs. Miami in the NIT, Mar. 14, 2001

Opponents

Points in a Game: 117 by Arkansas, Jan. 15, 1994
Fewest Points in a Game: 32 by Tuskegee, Dec. 17, 2008; 35 by
 Tennessee, Jan. 15, 1997; 35 by Coppin State, Dec. 13, 1999
Field Goals Attempted: 109 by VCU, Mar. 3, 1975
3-Pointers Made: 18 by Troy State, Dec. 11, 1991
3-Pointers Attempted: 59 by Troy State, Dec. 11, 1991
3-Point Pct: .600 by Xavier, 16 of 26, Jan. 6, 2008
Free Throws Made: 31 by Florida, Feb. 6, 1991
Free Throws Attempted: 46 by Florida, Feb. 6, 1991
Rebounds: 63 by UNLV, Dec. 12, 2004
Fouls: 33 by Kentucky, Jan. 26, 1976
 33 by Mississippi State, Jan. 20, 1975

Miscellaneous

Win-Loss Record: 393-183 (.682) -- 42 seasons
Most Combined Points: 257, 141-116 over Troy State, Dec. 11, 1991
Widest AU Victory Margin: 56, 100-44 over Ark.-Pine Bluff, Nov. 21, 1999
 55, 100-45 over Stony Brook, Jan. 2, 2000
 54, 94-40 over Alabama, Jan. 18, 1998
 54, 114-60 over Southeastern Louisiana, Nov. 13, 1998
Widest Margin of Defeat for AU: 26, 87-61 by LSU, Feb. 24, 1983
Most Wins by AU in a Single Season: 18 (2008-09)
Most Games Lost by AU in a Single Season: 8 (1993-94)
Longest Winning Streak: 36 (1956-57 season to 1960-61)
 30 (1997-98 season to 1999-2000)
Longest Losing Streak: 6 (1993-94, 1990-91, 1988-89)
Number of 100-Point Games by AU: 29
Number of 100-Point Games by Opponents: 8



AUBURN ARENA RECORDS

INDIVIDUAL

Auburn

Points: 32 by Chris Denson vs. Alabama, Jan. 30, 2014
Field Goals: 12 by Chris Denson vs. Northwestern State, Nov. 15, 2013
Field Goals Attempted: 24 by Kareem Canty vs. Oklahoma State, Jan. 30, 2016
3-Pointers Made: 7 by KT Harrell vs. Coastal Carolina, Dec. 5, 2014
3-Pointers Attempted: 15 by Earnest Ross vs. LSU, Jan. 8, 2011
Free Throws: 14 by Jared Harper vs. Ole Miss, Jan. 7, 2017
Free Throws Attempted: 18 by Cinmeon Bowers vs. Missouri, Jan. 10, 2015; 18 by Austin Wiley vs. Alabama, Jan. 21, 2017
Rebounds: 18 by Cinmeon Bowers vs. Alabama, Jan. 19, 2016
 18 by Cinmeon Bowers vs. Ole Miss, Feb. 20, 2016
 17 by Cinmeon Bowers vs. Milwaukee, Nov. 4, 2014
 17 by Cinmeon Bowers vs. Winthrop, Dec. 17, 2014
 17 by Cinmeon Bowers vs. Miss. State, Jan. 21, 2015
Assists: 10 by Varez Ward vs. Bethune-Cookman, Jan. 2, 2012
 10 by Kareem Canty vs. Northwestern State, Nov. 27, 2015
Blocks: 10 by Kenny Gabriel vs. Bethune-Cookman, Jan. 2, 2012

Opponents

Points: 33 by Xavier Munford for Rhode Island, Nov. 25, 2012
Field Goals Attempted: 24 by Xavier Munford for Rhode Island, Nov. 25, 2012
Field Goals Made: 12 by Chris Cokley for UAB, Nov. 13, 2015
 11 by Xavier Munford for Rhode Island, Nov. 25, 2012
 11 by Jarell Martin for LSU, Feb. 24, 2015
3-Pointers Made: 8 by Xavier Munford for Rhode Island, Nov. 25, 2012
 8 by Josh Davis for Samford, Nov. 19, 2010
3-Pointers Attempted: 15 by Xavier Munford for Rhode Island, Nov. 25, 2012
Free Throws: 16 by J.J. Frazier for Georgia, Feb. 24, 2016
 14 by Trivante Bloodman for Miss. State, Feb. 15, 2014
Free Throws Attempted: 15 by Trivante Bloodman for Mississippi St., Feb. 15, 2014
 15 by Kedren Johnson for Vanderbilt, March 2, 2013
Rebounds: 17 by Gavin Ware for Mississippi State, Jan. 21, 2015
Assists: 12 by Kasey Hill for Florida, Feb. 14, 2017
 11 by Robert Brown for UAB, Nov. 13, 2015
 10 by Scottie Wilbekin for Florida, Feb. 16, 2013
Blocks: 7 by Nerlens Noel for Kentucky, Jan. 19, 2013
Steals: 6 by Ayron Hardy for Jacksonville, Nov. 27, 2010
 6 by Chris Thomas for Texa Southern, Dec. 23, 2014

TEAM

Auburn

Points in a Game: 119 vs. Northwestern State, Nov. 27, 2015
 117 vs. Coastal Carolina, Dec. 15, 2016
 105 vs. Louisiana, Nov. 21, 2014
Points in a Half: 65 vs. Grambling State [2nd half], Dec. 11, 2012
Fewest Points in a Game: 40 vs. Florida, Jan. 20, 2011
Field Goals: 43 vs. Northwestern State, Nov. 27, 2015
 40 vs. Coastal Carolina, Dec. 15, 2016
Field Goals Attempted: 81 vs. Northwestern State, Nov. 15, 2013
Field Goal Percentage: .654 vs. Ark.-Pine Bluff, 34 of 52, Dec. 30, 2013
3-Pointers Made: 21 vs. Coastal Carolina, Dec. 15, 2016
 17 vs. Northwestern State, Nov. 27, 2015
3-Pointers Attempted: 42 vs. Coastal Carolina, Dec. 15, 2016
 34 vs. LSU, Feb. 2, 2016
Free Throws: 37 vs. Mississippi State, Feb. 15, 2014
Free Throws Attempted: 43 vs. North Florida, Dec. 17, 2011
Free Throw Pct.:
 (Min. 10 att.): .902 (37-of-41) vs. Mississippi State, Feb. 15, 2014
 (Min. 30 att.): .902 (37-of-41) vs. Mississippi State, Feb. 15, 2014
Rebounds: 56 vs. Florida A&M, Jan. 4, 2014
Assists: 24 vs. Arkansas-Pine Bluff, Dec. 30, 2013
Steals: 15 vs. Presbyterian College, Dec. 18, 2010
Blocks: 17 vs. Nicholls State, Nov. 25, 2011

Opponents

Points in a Game: 114 by Florida, Feb. 14, 2017
Fewest Points in a Game: 37 by Alabama, Feb. 6, 2013
Field Goals Attempted: 79 by Tennessee, Jan. 2, 2016
 78 by Coastal Carolina, Dec. 15, 2016
 76 by USC Upstate, Nov. 29, 2016
 74 by LSU, Jan. 18, 2017
3-Pointers Made: 18 by Samford, Nov. 19, 2010
3-Pointers Attempted: 38 by Missouri, Mar. 4, 2017
3-Point Pct: .579 by Florida, 11 of 19, Feb. 14, 2017
Free Throws Made: 37 by Florida, Feb. 14, 2017
Free Throws Attempted: 42 by Florida, Feb. 14, 2017
Rebounds: 52 by USC Upstate, Nov. 29, 2016
 51 by Texas A&M, Mar. 1, 2016
Fouls: 31 by Georgia State, Nov. 14, 2016
 31 by Mississippi State, Feb. 15, 2014
 31 by Nicholls, Nov. 8, 2013

Miscellaneous

Win-Loss Record: 69-50 (.580) -- 7 seasons
Most Combined Points: 209, 95-114 vs. Florida, Feb. 14, 2017
Widest AU Victory Margin: 50, 92-42 over Grambling State, Dec. 11, 2012
Widest Margin of Defeat for AU: 31, 83-52 by Florida, Feb. 16, 2013
Most Wins by AU in a Single Season: 14 (2011-12)
Most Games Lost by AU in a Single Season: 11 (2010-11)
Longest Winning Streak: 10 (Started in final game of 2010-11 season and continued through the first nine games of 2011-12)
Longest Losing Streak: 7 (last seven games of 2014-15 season)
Number of 100-Point Games by AU: 3
Number of 100-Point Games by Opponents: 3

Attendance

Season Home: 133,033, 2014-15, 17 games (7,825 avg.)
 126,483, 2010-11, 20 games (6,324 avg.)
 123,244, 2015-16, 15 games (8,216 avg.)
Average Home: 8,216, 2015-16, 15 games (123,244)
 7,833, 2016-17, 15 games (117,490 total)
 7,825, 2014-15, 17 games (133,033 total)
 6,502, 2011-12, 17 games (110,534 total)



Career Leaders

Points		
1. Chuck Person.....	1982-86.....	2,311
2. Mike Mitchell.....	1974-78.....	2,123
3. Wesley Person.....	1990-94.....	2,066
4. Eddie Johnson.....	1973-77.....	1,988
5. John Mengelt.....	1968-71.....	1,920
6. Ronnie Battle.....	1989-93.....	1,916
7. Chris Morris.....	1984-88.....	1,717
8. Frankie Sullivan.....	2008-13.....	1,556
9. Jeff Moore.....	1984-88.....	1,549
10. Marquis Daniels.....	1999-03.....	1,530
11. Scott Pohlman.....	1997-2001.....	1,442
12. DeWayne Reed.....	2006-10.....	1,428
13. Rasheem Barrett.....	2005-09.....	1,396
14. Frank Ford.....	1983-87.....	1,389
15. Lee DeFore.....	1963-66.....	1,386
Aaron Swinson.....	1991-94.....	1,386
17. Gary Redding.....	1972-76.....	1,334
18. Doc Robinson.....	1996-2000.....	1,332
19. Stan Pietkiewicz.....	1974-78.....	1,265
20. Frank Tolbert.....	2004-08.....	1,242
21. Darrell Lockhart.....	1979-83.....	1,236
22. Wes Flanigan.....	1993-97.....	1,228
23. KT Harrell.....	2013-15.....	1,196
24. Chris Denson.....	2010-14.....	1,190
25. Charles Barkley.....	1981-84.....	1,183

Scoring Average		
1. John Mengelt.....	1968-71.....	24.8
2. Mike Mitchell.....	1974-78.....	20.4
3. Eddie Johnson.....	1973-77.....	19.5
4. Wesley Person.....	1990-94.....	19.1
5. Lee DeFore.....	1963-66.....	19.0
6. KT Harrell.....	2013-15.....	18.4
7. Chuck Person.....	1982-86.....	18.3
8. Aaron Swinson.....	1991-94.....	16.9
9. Ronnie Battle.....	1989-93.....	16.8
10. Chris Porter.....	1998-2000.....	15.3

Rebounds		
1. Mike Mitchell.....	1974-78.....	996
2. Jeff Moore.....	1984-88.....	950
3. Chuck Person.....	1982-86.....	940
4. Gary Redding.....	1972-76.....	936
5. Rex Frederick.....	1956-59.....	904
6. Chris Morris.....	1984-88.....	860
7. Charles Barkley.....	1981-84.....	806
8. Mamadou N'diaye.....	1996-2000.....	798
9. Korvotney Barber.....	2005-09.....	762
10. Earl Banks.....	1977-81.....	730

Rebound Average		
1. Rex Frederick.....	1956-59.....	14.3
2. Layton Johns.....	1960-63.....	10.2
3. Mike Mitchell.....	1974-78.....	9.6
Charles Barkley.....	1981-84.....	9.6
Cinmeon Bowers.....	2014-Current.....	9.6
5. Freddie Guy.....	1962-65.....	9.5
6. Bill Alexander.....	1967-70.....	9.0
Gary Redding.....	1972-76.....	9.0

Field Goals Made		
1. Chuck Person.....	1982-86.....	1,017
2. Mike Mitchell.....	1974-78.....	926
3. Eddie Johnson.....	1973-77.....	789
4. Wesley Person.....	1990-94.....	772
5. Ronnie Battle.....	1989-93.....	717
6. John Mengelt.....	1968-71.....	712
7. Chris Morris.....	1984-88.....	694
8. Jeff Moore.....	1984-88.....	608
9. Marquis Daniels.....	1999-2003.....	597
10. Aaron Swinson.....	1991-94.....	574

Field Goals Attempted		
1. Chuck Person.....	1982-86.....	1,899
2. Mike Mitchell.....	1974-78.....	1,830
3. Eddie Johnson.....	1973-77.....	1,777
4. Ronnie Battle.....	1989-93.....	1,556
5. Wesley Person.....	1990-94.....	1,533
6. John Mengelt.....	1968-71.....	1,462
7. Chris Morris.....	1984-88.....	1,386
8. Scott Pohlman.....	1997-2001.....	1,274
9. Rasheem Barrett.....	2005-09.....	1,254
10. DeWayne Reed.....	2006-10.....	1,223

Field Goals Percentage		
1. Charles Barkley.....	1981-84.....	467-746.....626
2. Aaron Swinson.....	1991-94.....	574-943.....609
3. Porter Gilbert.....	1958-61.....	250-419.....597
4. Korvotney Barber.....	2005-09.....	476-812.....586
5. Chris Davis.....	1994-95.....	131-226.....580
6. Layton Johns.....	1960-63.....	285-499.....571
7. Joe Newton.....	1962-65.....	238-418.....570
8. Aubrey Wiley.....	1991-94.....	249-440.....566
9. Marco Killingsworth.....	2001-04.....	405-726.....558
10. Jimmy Fibbe.....	1958-61.....	320-584.....548

3-Point Field Goals Made		
1. Wesley Person.....	1990-94.....	262
2. Lance Weems.....	1992-96.....	240
3. Ronnie Battle.....	1989-93.....	236
4. Frankie Sullivan.....	2008-13.....	228
5. Scott Pohlman.....	1997-2001.....	206
6. Tay Waller.....	2008-10.....	187
7. Daymeon Fishback.....	1996-2000.....	185
8. DeWayne Reed.....	2006-10.....	184
9. KT Harrell.....	2013-15.....	164
10. Rasheem Barrett.....	2005-09.....	157

3-Point Field Goals Attempted		
1. Frankie Sullivan.....	2008-13.....	713
2. Lance Weems.....	1992-96.....	626
3. Scott Pohlman.....	1997-2001.....	609
4. Wesley Person.....	1990-94.....	594
5. DeWayne Reed.....	2006-10.....	575
6. Ronnie Battle.....	1989-93.....	558
7. Daymeon Fishback.....	1996-2000.....	530
8. Tay Waller.....	2008-10.....	484
9. Rasheem Barrett.....	2005-09.....	472
10. Doc Robinson.....	1996-2000.....	434



Career Leaders

3-Point Field Goal Pct. (min. 1.0 made per game)

1. Wesley Person.....	1990-94.....	262-594.....	441
2. Ronnie Battle.....	1989-93.....	236-558.....	423
3. John Caylor.....	1986-91.....	65-157.....	414
4. Keenan Carpenter.....	1987-89.....	103-251.....	410
5. Larry Patrick.....	1989-91.....	38-94.....	404
6. KT Harrell.....	2013-15.....	164-410.....	400
7. Gerald White.....	1983-87.....	34-87.....	391
8. Ray Donald.....	1994-96.....	93-239.....	389
9. Tay Waller.....	2008-10.....	187-484.....	386
Franklin Williams.....	1994-98.....	105-272.....	386

Free Throws Made

1. John Mengelt.....	1968-71.....	496
2. Eddie Johnson.....	1973-77.....	410
3. Chris Denson.....	2010-14.....	341
4. Wes Flanigan.....	1993-97.....	338
5. Frankie Sullivan.....	2009-13.....	334
6. Jeff Moore.....	1984-88.....	329
7. DeWayne Reed.....	2006-10.....	324
8. KT Harrell.....	2013-15.....	296
9. Reggie Gallon.....	1989-93.....	289
10. Chris Morris.....	1984-88.....	287

Free Throws Attempted

1. John Mengelt.....	1968-71.....	619
2. Chris Denson.....	2010-14.....	527
3. Eddie Johnson.....	1973-77.....	512
4. DeWayne Reed.....	2006-10.....	492
5. Wes Flanigan.....	1993-97.....	485
6. Korvotney Barber.....	2005-09.....	445
7. Frankie Sullivan.....	2009-13.....	431
8. Chris Brandt.....	1988-92.....	429
Jeff Moore.....	1984-88.....	429
10. Marquis Daniels.....	1999-2003.....	418

Free Throws Percentage

1. Ian Young.....	2004-05.....	120-140.....	857
2. KT Harrell.....	2013-15.....	296-353.....	839
3. Stan Pietkiewicz.....	1974-78.....	241-289.....	834
4. Ray Donald.....	1994-96.....	113-136.....	831
5. Lee DeFore.....	1963-66.....	278-338.....	822
6. Scott Pohlman.....	1997-2001.....	240-293.....	819
7. Jimmy Fibbe.....	1958-61.....	198-247.....	802
8. John Mengelt.....	1968-71.....	496-619.....	801
9. Eddie Johnson.....	1973-77.....	410-512.....	800
10. Lance Weems.....	1992-96.....	117-148.....	791

Assists

1. Gerald White.....	1983-87.....	624
2. Wes Flanigan.....	1993-97.....	573
3. Doc Robinson.....	1996-2000.....	568
4. Quantez Robertson.....	2005-09.....	529
5. Eddie Johnson.....	1973-77.....	499
6. DeWayne Reed.....	2006-10.....	477
7. Reggie Gallon.....	1989-93.....	466
8. Paul Daniels.....	1980-84.....	460
9. Stan Pietkiewicz.....	1974-78.....	356
10. Terrance Howard.....	1984-88.....	349

Blocks

1. Kyle Davis.....	2000-04.....	360
2. Mamadou N'diaye.....	1996-2000.....	241
3. Korvotney Barber.....	2005-09.....	155
4. Charles Barkley.....	1981-84.....	145
5. Chris Morris.....	1984-88.....	141
6. Pat Burke.....	1993-97.....	133
7. Asauhn Dixon-Tatum.....	2012-14.....	108
8. Kenny Gabriel.....	2009-12.....	105
9. Korvotney Barber.....	2005-07.....	98
10. Horace Spencer.....	2015-present.....	93

Steals

1. Quantez Robertson.....	2005-09.....	210
DeWayne Reed.....	2006-10.....	210
3. Marquis Daniels.....	1999-2003.....	208
4. Frankie Sullivan.....	2008-13.....	190
5. Chris Morris.....	1984-88.....	189
6. Bryant Smith.....	1995-99.....	186
7. Reggie Gallon.....	1989-93.....	177
8. Gerald White.....	1983-87.....	164
10. Frank Ford.....	1983-87.....	156

Note: Figures not available prior to 1978-79 season.

Games Played

1. Frankie Sullivan.....	2009-13.....	134
2. Scott Pohlman.....	1997-2001.....	129
Frank Ford.....	1983-87.....	129
DeWayne Reed.....	2006-10.....	120
5. Doc Robinson.....	1996-2000.....	128
Mamadou N'diaye.....	1996-2000.....	128
Chris Morris.....	1984-88.....	128
8. Daymeon Fishback.....	1996-2000.....	127
9. Chuck Person.....	1982-86.....	126
Quantez Robertson.....	2005-09.....	126



Single-Season Leaders

Points		
1. Chuck Person	1984-85	747
2. John Mengelt	1970-71	738
3. Chuck Person	1985-86	710
4. John Mengelt	1969-70	696
5. Mike Mitchell	1977-78	671
6. KT Harrell	2014-15	648
7. Marquis Daniels	2002-03	625
8. Wesley Person	1993-94	621
9. Chris Morris	1987-88	620
10. Lee DeFore	1965-66	615
11. Chuck Person	1983-84	593
12. Aaron Swinson	1993-94	579
13. Chris Denson	2013-14	572
14. Eddie Johnson	1973-74	567
15. KT Harrell	2013-14	548
16. Wesley Person	1991-92	538
Jeff Moore	1986-87	538
18. Keenan Carpenter	1988-89	531
19. Ronnie Battle	1989-90	527
20. Toney Douglas	2004-05	525

Scoring Average		
1. John Mengelt	1970-71	28.4
2. John Mengelt	1969-70	26.8
3. Mike Mitchell	1977-78	24.9
4. Lee DeFore	1965-66	23.7
5. Wesley Person	1993-94	22.2
6. Chuck Person	1984-85	22.0
7. Eddie Johnson	1973-74	21.8
8. Chuck Person	1985-86	21.5
9. Eddie Johnson	1974-75	20.9
10. Aaron Swinson	1993-94	20.7
Chris Morris	1987-88	20.7
12. Wesley Person	1991-92	19.9
13. Eddie Johnson	1975-76	19.7
14. Mike Mitchell	1976-77	19.4
John Mengelt	1968-69	19.4
16. Chris Denson	2013-14	19.1
Chuck Person	1983-84	19.1
Stan Pietkiewicz	1977-78	19.1
19. Keenan Carpenter	1988-89	19.0

Rebounds		
1. Korvotney Barber	2008-09	347
2. Cinmeon Bowers	2014-15	326
3. Rex Frederick	1957-58	325
4. Rex Frederick	1956-57	322
5. Bill Alexander	1969-70	316
6. Freddie Guy	1964-65	306
7. Chuck Person	1984-85	303
8. Pepto Bolden	1973-74	302
9. Chris Morris	1987-88	295
10. Jim Retseck	1970-71	294

Rebound Average		
1. Rex Frederick	1956-57	15.3
2. Rex Frederick	1957-58	14.8
3. Rex Frederick	1958-59	12.9
4. Layton Johns	1962-63	12.4
5. Bob Miller	1952-53	12.3
6. Freddie Guy	1964-65	12.2

7. Bill Alexander	1969-70	12.1
8. Pepto Bolden	1973-74	11.6
9. Bob Miller	1953-54	11.5
10. Mike Mitchell	1974-75	11.4

Field Goals Made		
1. Chuck Person	1984-85	334
2. Chuck Person	1985-86	310
3. Mike Mitchell	1977-78	283
4. John Mengelt	1970-71	265
5. John Mengelt	1969-70	258
6. Chuck Person	1983-84	255
7. Marquis Daniels	2002-03	244
8. Chris Morris	1987-88	241
Lee DeFore	1965-66	241
10. Aaron Swinson	1993-94	234

Field Goals Attempted		
1. Chuck Person	1984-85	614
2. Chuck Person	1985-86	597
3. John Mengelt	1969-70	554
4. John Mengelt	1970-71	548
5. Mike Mitchell	1977-78	544
6. Eddie Johnson	1973-74	538
7. Lee DeFore	1965-66	516
8. Chris Morris	1987-88	501
9. Marquis Daniels	2002-03	476
10. Chuck Person	1983-84	470

Field Goal Percentage			
1. Charles Barkley	1982-83	161-250	644
2. Charles Barkley	1983-84	162-254	638
3. Aaron Swinson	1993-94	234-371	631
4. Joe Newton	1964-65	126-208	606
5. Aaron Swinson	1992-93	183-305	600
6. Charles Barkley	1981-82	144-242	595
7. Aaron Swinson	1991-92	157-267	588
8. Marco Killingsworth	2003-04	145-247	587
9. Layton Johns	1961-62	129-221	584
Austin Wiley	2016-17	73-125	584

3-Point Field Goals Made		
1. Lance Weems	1995-96	108
2. Tay Waller	2008-09	100
3. KT Harrell	2014-15	98
4. Wesley Person	1993-94	93
5. Tay Waller	2009-10	87
6. Keenan Carpenter	1988-89	84
7. Lance Weems	1994-95	78
Bryce Brown	2015-16	78
9. Adam Harrington	2000-01	72
10. Ronnie Battle	1991-92	71

3-Point Field Goals Attempted		
1. Lance Weems	1995-96	279
2. Tay Waller	2008-09	272
3. KT Harrell	2014-15	226
3. Tay Waller	2009-10	212
4. Adam Harrington	2000-01	211
Bryce Brown	2015-16	211
6. Wesley Person	1993-94	210
7. Keenan Carpenter	1988-89	203



Single-Season Leaders

8. Frankie Sullivan.....	2012-13.....	202
Ian Young.....	2004-05.....	202
10. DeWayne Reed.....	2008-09.....	199

3-Point Field Goal Pct. (min. 1.0 made per game)

1. Ronnie Battle.....	1991-92.....	71-139.....	511
2. Wesley Person.....	1991-92.....	69-141.....	489
3. Franklin Williams.....	1995-96.....	32-68.....	471
4. Wesley Person.....	1992-93.....	58-125.....	464
5. Wesley Person.....	1993-94.....	93-210.....	443
6. KT Harrell.....	2014-15.....	98-226.....	434
7. Quan Prowell.....	2006-07.....	35-81.....	432
8. Mustapha Heron.....	2016-17.....	44-104.....	423
9. John Caylor.....	1987-88.....	40-95.....	421
10. Jay Heard.....	1998-99.....	39-93.....	419

Free Throws Made

1. John Mengelt.....	1970-71.....	208
2. John Mengelt.....	1969-70.....	180
3. Chris Denson.....	2013-14.....	176
4. KT Harrell.....	2014-15.....	162
5. Wally Tinker.....	1967-68.....	148
6. Bob Miller.....	1953-54.....	144
7. Mustapha Heron.....	2016-17.....	137
8. DeWayne Reed.....	2009-10.....	135
9. KT Harrell.....	2013-14.....	134
10. Lee DeFore.....	1965-66.....	133

Free Throws Attempted

1. Chris Denson.....	2013-14.....	268
2. John Mengelt.....	1970-71.....	256
3. John Mengelt.....	1969-70.....	225
4. Bob Miller.....	1953-54.....	213
5. Cinmeon Bowers.....	2014-15.....	207
6. Wally Tinker.....	1967-68.....	199
KT Harrell.....	2014-15.....	199
8. Tyler Harris.....	2015-16.....	194
9. DeWayne Reed.....	2009-10.....	190
10. Chris Brandt.....	1989-90.....	186

Free Throw Pct. (min. 2.0 made per game)

1. Eddie Johnson.....	1974-75.....	102-116.....	879
Danjel Purifoy.....	2016-17.....	80-91.....	879
3. Stan Pietkiewicz.....	1977-78.....	128-146.....	877
4. KT Harrell.....	2013-14.....	134-154.....	870
5. Jimmy Fibbe.....	1960-61.....	83-96.....	865
Ian Young.....	2004-05.....	83-96.....	865
7. Scott Pohlman.....	1998-99.....	69-80.....	863
8. Jimmy Montgomery.....	1965-66.....	83-97.....	856
9. Frankie Sullivan.....	2009-10.....	80-94.....	851
10. Lee DeFore.....	1965-66.....	133-156.....	853

Assists

1. Gerald White.....	1985-86.....	221
2. Wes Flanigan.....	1995-96.....	214
3. Jamison Brewer.....	2000-01.....	187
4. Gerald White.....	1984-85.....	185
5. Doc Robinson.....	1999-2000.....	175
6. Doc Robinson.....	1998-99.....	166
7. Quantez Robertson.....	2006-07.....	163
8. Terrance Howard.....	1987-88.....	160
9. Eddie Johnson.....	1975-76.....	149
10. Moochie Norris.....	1994-95.....	143

Blocks

1. Kyle Davis.....	2002-03.....	126
2. Kyle Davis.....	2000-01.....	84
3. Kyle Davis.....	2001-02.....	78
4. Mamadou N'diaye.....	1998-99.....	77
5. Mamadou N'diaye.....	1997-98.....	73
6. Kyle Davis.....	2003-04.....	72
7. Mamadou N'diaye.....	1999-2000.....	66
8. Horace Spencer.....	2015-16.....	65
9. Asaunh Dixon-Tatum.....	2013-14.....	64
10. Korvotney Barber.....	2006-07.....	55

Note: Figures not available prior to 1978-79 season.

Steals

1. Marquis Daniels.....	2002-03.....	78
2. Marquis Daniels.....	2000-01.....	71
3. Bryant Smith.....	1997-98.....	67
DeWayne Reed.....	2008-09.....	67
5. Wes Flanigan.....	1995-96.....	64
Chris Porter.....	1998-99.....	64
Derrick Dennison.....	1989-90.....	64
8. Quantez Robertson.....	2007-08.....	63
9. Brandon Robinson.....	2003-04.....	62
10. Gerald White.....	1984-85.....	60

Note: Figures not available prior to 1978-79 season.



Single-Season Team Leaders

Wins

1.	29	1998-99
2.	24	2008-09
	24	1999-2000
4.	22	2002-03
	22	1985-86
	22	1984-85
7.	20	1983-84
	20	1958-59
	20	1927-28
10.	19	1995-96
	19	1987-88
	19	1959-60
13.	18	2016-17, 2000-01, 1986-87
	18	1974-75, 1962-63, 1961-62

Winning Percentage

1.	.909 (20-2)	1958-59
	.909 (20-2)	1927-28
3.	.878 (29-4)	1998-99
4.	.864 (19-3)	1959-60
5.	.818 (18-4)	1962-63
6.	.750 (18-6)	1961-62
7.	.727 (16-6)	1957-58
	.727 (16-6)	1938-39
9.	.722 (13-5)	1941-42
	.722 (13-5)	1936-37
11.	.708 (17-7)	1953-54
	.708 (17-7)	1949-50
13.	.706 (24-10)	1999-2000

Games Played

1.	36	2008-09
2.	35	2014-15
3.	34	2002-03
	34	1999-2000
	34	1984-85
6.	33	1998-99
	33	1985-86
8.	32	2016-17
	32	2009-10
	32	2006-07
	32	2000-01
	32	1995-96

Field Goals Made

1.	1016	1984-85
2.	977	1985-86
3.	974	1998-99
4.	955	1986-87
5.	928	2008-09
6.	917	2000-01
7.	908	1983-84
8.	887	1977-78
9.	884	1987-88
10.	879	2002-03

Field Goals Attempted

1.	2245	1998-99
2.	2118	1999-2000
3.	2116	2008-09
4.	2043	2000-01
5.	2040	1984-85
6.	1992	1951-52
7.	1969	2016-17
8.	1951	1973-74
9.	1934	1985-86
10.	1927	1986-87

Field Goal Percentage

1.	.521 (ranked #1 in NCAA Div. I)	1959-60
2.	.518	1983-84
3.	.511	1991-92
4.	.508	1981-82
5.	.506 (ranked #1 in NCAA Div. I)	1993-94
6.	.505	1985-86
7.	.504	1962-63
8.	.502	1968-69
9.	.501	1992-93
10.	.498	1984-85
	.498	1982-83

3-Point Field Goals Made

1.	289	2016-17
2.	287	1995-96
3.	278	2008-09
4.	272	2015-16
5.	271	2009-10
6.	259	2004-05
7.	252	2014-15
8.	235	2006-07
9.	234	1998-99
10.	229	2007-08

Season records kept since 1986-87.

3-Point Field Goal Attempted

1.	832	2008-09
2.	819	2009-10
3.	806	1995-96
4.	799	2015-16
5.	789	2016-17
6.	755	2004-05
7.	727	2014-15
8.	703	1996-97
9.	701	2006-07
10.	695	1999-2000

Season records kept since 1986-87.

3-Point Field Goal Percentage

1.	.452	1991-92
2.	.390	1992-93
3.	.380	1993-94
4.	.377	1990-91
	.377	1986-87
6.	.366	2016-17
	.366	1994-95
8.	.363	1989-90
9.	.356	1987-88
	.356	2005-06

Season records kept since 1986-87.

Free Throws Made

1.	606	2014-15
2.	562	2016-17
3.	541	1989-90
4.	532	1953-54
5.	526	2013-14
6.	514	1958-59
7.	502	1970-71
8.	499	1969-70
9.	498	1998-99
10.	486	2008-09

Free Throws Attempted

1.	910	2014-15
2.	836	2016-17

3.	802	2008-09
4.	787	1953-54
5.	776	1989-90
6.	747	2015-16
7.	730	2013-14
8.	707	1958-59
9.	703	1969-70
10.	689	2009-10

Free Throw Percentage

1.	.792 (ranked #1 in NCAA Div. I)	1965-66
2.	.772	1959-60
3.	.770	1987-88
4.	.758	1977-78
5.	.750	1985-86
6.	.748	1960-61
7.	.745	1970-71
8.	.743	1964-65
9.	.739	1956-57
10.	.728	1986-87

Rebounds

1.	1452	1998-99
2.	1335	1999-2000
3.	1323	2008-09
4.	1301	1984-85
5.	1292	1974-75
6.	1269	1973-74
7.	1243	2000-01
8.	1228	1986-87
9.	1212	1951-52
10.	1209	1969-70

Rebound Average

1.	52.8	1957-58
2.	49.7	1974-75
3.	49.6	1952-53
4.	49.0	1956-57
5.	48.7	1973-74
6.	48.5	1951-52
7.	47.1	1955-56
8.	46.5	1969-70
9.	46.4	1970-71
10.	45.6	1958-59

Rebound Margin

1.	+9.2	1998-99
2.	+8.6	1961-62
3.	+8.4	1983-84
	+8.4	1958-59
5.	+7.8	1976-77
	+7.8	1964-65
7.	+7.6	1986-87
8.	+7.5	1987-88
9.	+7.1	1984-85
10.	+7.0	1974-75, 1975-76

Personal Fouls

1.	708	2014-15
2.	675	1989-90
3.	674	2008-09
4.	672	2016-17
5.	660	2015-16
6.	657	2012-13
7.	647	2013-14
8.	641	2010-11
9.	635	1990-91
	635	2009-10



Single-Season Leaders

Fouled Out

1.	33	1977-78
2.	29	1973-74
3.	27	1978-79
4.	26	2006-07
	26	2004-05
	26	2000-01
	26	1972-73
7.	24	1982-83
	24	1981-82
9.	23	1993-94
	23	1989-90, 1990-91

Assists

1.	532	2006-07
2.	526	1985-86
3.	518	1987-88
4.	507	2008-09
5.	501	1986-87
6.	495	2000-01
7.	493	1994-95
8.	482	1995-96
9.	481	1983-84
10.	464	1984-85

Season records kept only since 1965-66.

Blocks

1.	178	2002-03
2.	162	2016-17
3.	155	2000-01
4.	152	2001-02
	152	1997-98
6.	149	2011-12
7.	134	2013-14
	134	2003-04
9.	126	2015-16
10.	124	2012-13

Note: Figures not available prior to 1978-79 season.

Steals

1.	327	98-99
	327	2008-09
3.	270	2006-07
4.	269	2002-03
5.	265	2000-01
6.	259	2007-08
7.	258	1989-90
8.	252	2009-10
9.	251	1995-96
10.	247	1999-2000

Note: Figures not available prior to 1978-79 season.

Points

1.	2680	1998-99
2.	2620	2008-09
3.	2573	2016-17

4.	2477	2000-01
	2477	1986-87
6.	2423	1999-2000
7.	2422	2009-10
8.	2410	1989-90
9.	2408	2002-03
10.	2390	1984-85

Scoring Average

1.	86.6	1991-92
2.	82.1	1970-71
3.	82.0	1977-78
4.	81.73	1974-75
5.	81.71	1993-94
6.	81.3	1975-76
7.	81.2	1998-99
8.	80.5	1976-77
9.	80.407	1992-93
	80.406	2016-17

Scoring Margin

1.	+19.6	1998-99
2.	+17.4	1958-59
3.	+11.2	1962-63
4.	+10.2	1961-62
5.	+9.5	1959-60
6.	+7.7	1964-65
7.	+7.3	1956-57
8.	+7.0	1957-58
9.	+6.9	1999-2000
10.	+5.6	1985-86

All-Time Win Streaks

- 30....Began with an 80-72 win over Georgia Tech at Georgia Tech on Jan. 22, 1958, and ended with a 75-56 loss to Kentucky at Kentucky on Feb. 21, 1959.
- 17.... Began with a 114-60 win over Southeastern Louisiana in Auburn on Nov. 13, 1998, and ended with a 72-62 loss to Kentucky at Kentucky on Jan. 20, 1999.
- 15....Began with a 55-54 win over Vanderbilt at Auburn on Jan. 30, 1960, and ended with a 56-48 loss to Miss. State at Miss. State on Jan. 7, 1961.
- 14....First 14 games of 1927-28 season. Began with a 38-12 win over Montgomery YMCA and ended with a 43-42 loss to Ole Miss.
- 14....Began with a 65-56 win over Belmont in Auburn Dec. 1, 1999, and ended with a 79-77 loss at Ole Miss Jan. 22, 2000.
- 11....Began with a 27-24 win over Miss. State in the third game of the 1926-27 season and ended with a 25-23 loss to Tennessee in February of 1927.

- 10....Began with a 60-50 win over Alabama at Alabama on Jan. 20, 1962, and ended with a 63-60 loss to Kentucky at Auburn on Feb. 26, 1962.
- 9.....Began with an 83-58 win over Troy State at Auburn on Nov. 27, 1951, and ended with a 79-62 loss to Georgia Tech at Georgia Tech on Dec. 29, 1952.
- 9.....Began with an 80-56 win over Georgia Tech at Auburn on Jan. 20, 1954, and ended with a 109-79 loss to Kentucky at Kentucky on Feb. 27, 1954.
- 9.....Began with a 62-49 win over Alabama at Alabama on Mar. 4, 1962, and ended with a 62-53 loss to Miss. State at Auburn on Jan. 5, 1963.
- 9.....Began with a 94-64 win at Puerto-Rico Mayaguez on Dec. 20, 2002, and ended with a 67-51 loss at #8 Kentucky on Jan. 22, 2003

Homecourt Win Streaks

- 36....Began with a 73-66 win over Georgia on Jan. 26, 1957, and ended with a 56-48 loss to Miss. State on Jan. 7, 1961.
- 30....Began with a 77-62 win over Southern Miss in the first round of the NIT and last home game of the 1997-98 season and ended with a 55-53 loss to #12 LSU Mar. 1, 2000.
- 17....Began with a 27-24 win over Miss. State in the third game of the 1926-27 season and ended with a 43-42 loss to Ole Miss in the 15th game of the 1927-28 season.

- 15....Began with a 92-70 win over Georgia Tech on Feb. 27, 1974, and ended with a 63-62 loss to Alabama on Jan. 10, 1976.
- 10....Began with a 79-44 win over Ole Miss on Jan. 7, 1963, and ended with a 62-57 loss to Georgia Tech on Feb. 3, 1964.
- 10....Began with a 76-73 win over Ole Miss on Mar. 2, 2011, and ended with a 68-53 loss to #2 Kentucky on Jan. 11, 2012.



Year-By-Year Leaders

Scoring

Season	Player	G	FGM	3FG	FTM	PTS	AVG.
2016-17	Mustapha Heron, Fr, G	32	152	44	137	485	15.2
2015-16	Kareem Canty, Sr, G	21	126	69	63	384	18.3
2014-15	KT Harrell, Sr, G	35	194	98	162	648	18.5
2013-14	Chris Denson, Sr, G	30	187	22	176	572	19.1
2012-13	Frankie Sullivan, Sr, G	32	148	56	113	465	14.5
2011-12	Frankie Sullivan, Jr, G	31	126	60	80	392	12.6
2010-11	Earnest Ross, So, G	31	126	48	107	407	13.1
2009-10	DeWayne Reed, Sr, G	32	167	49	135	518	16.5
2008-09	DeWayne Reed, Jr, G	36	156	65	97	474	13.2
2007-08	Quan Prowell, Sr, F	25	142	39	51	374	15.0
2006-07	Josh Dollard, So, F	26	125	18	58	326	12.5
2005-06	Ronny LeMelle, Sr, G	28	123	58	55	359	12.8
2004-05	Toney Douglas, Fr, G	31	179	70	105	525	16.9
2003-04	Marco Killingsworth, Jr, F27	145	4	77	371	13.7	
2002-03	Marquis Daniels, Sr, F	34	244	30	107	625	18.4
2001-02	Marquis Daniels, Jr, F	28	115	22	73	325	11.6
2000-01	Marquis Daniels, So, F	32	206	11	395	503	15.7
1999-2000	Chris Porter, Sr, F	26	141	4	304	380	14.6
1998-99	Chris Porter, Jr, F	30	179	8	381	479	16.0
1997-98	Doc Robinson, So, G	30	140	43	358	372	12.4
1996-97	Wes Flanigan, Sr, G	31	117	26	81	341	11.0
1995-96	Lance Weems, Sr, G	32	149	108	24	430	13.4
1994-95	Lance Weems, Jr, G	29	127	78	50	382	13.2
1993-94	Wesley Person, Sr, G/F	28	217	93	93	621	22.2
1992-93	Wesley Person, Jr, F	27	194	58	61	507	18.8
1991-92	Wesley Person, So, F	27	208	69	53	538	19.9
1990-91	Ronnie Battle, So, G	29	184	50	76	494	17.0
1989-90	Ronnie Battle, Fr, G	31	202	64	59	527	17.0
1988-89	Keenan Carpenter, Sr, G28	195	84	57	531	19.0	
1987-88	Chris Morris, Sr, F	30	241	33	105	620	20.7
1986-87	Jeff Moore, Jr, C	31	208	2	120	538	17.4
1985-86	Chuck Person, Sr, F	33	310	0	90	710	21.5
1984-85	Chuck Person, Jr, F	34	334	0	79	747	22.0
1983-84	Chuck Person, So, F	31	255	0	83	593	19.1
1982-83	Charles Barkley, So, C	28	161	0	82	404	14.4
1981-82	Odell Mosteller, Jr, G	28	186	0	73	445	15.9
1980-81	Earl Banks, Sr, C	27	140	0	40	320	11.9
1979-80	Bubba Price, Sr, G	28	123	0	59	305	10.9
1978-79	Bobby Cattage, So, C	29	184	0	92	460	15.9
1977-78	Mike Mitchell, Sr, F	27	283	0	105	671	24.9
1976-77	Mike Mitchell, Jr, F	26	229	0	47	505	19.4
1975-76	Eddie Johnson, Jr, G	26	204	0	105	513	19.7
1974-75	Eddie Johnson, So, G	24	200	0	102	502	20.9
1973-74	Eddie Johnson, Fr, G	26	231	0	105	567	21.8
1972-73	Gary England, Sr, G	26	140	0	53	333	12.8
1971-72	Jim Retseck, Jr, F	26	165	0	100	430	16.5
1970-71	John Mengelt, Sr, G	26	265	0	208	738	28.4
1969-70	John Mengelt, Jr, G	26	258	0	180	696	26.8
1968-69	John Mengelt, So, G	25	189	0	108	486	19.4
1967-68	Wally Tinker, Jr, F	26	115	0	148	378	14.5
1966-67	Alex Howell, Jr, G	25	148	0	52	348	14.0
1965-66	Lee DeFore, Sr, F	26	241	0	133	615	23.7
1964-65	Lee DeFore, Jr, F	23	145	0	73	363	15.8
1963-64	Lee DeFore, So, F	23	168	0	72	408	17.7
1962-63	Layton Johns, Sr, C	22	119	0	92	330	15.0
1961-62	Layton Johns, Jr, C	24	129	0	119	377	15.7
1960-61	Jimmy Fibbe, Sr, F	22	120	0	83	323	14.7
1959-60	Henry Hart, Sr, G	20	108	0	94	310	15.5
1958-59	Jimmy Lee, Sr, G	22	112	0	65	289	13.1
1957-58	Rex Frederick, Jr, F	22	123	0	109	355	16.1

1956-57	Jimmy Lee, So, G	21	134	0	66	334	15.9
1955-56	Bill McGriff, So, C	21	121	0	92	334	15.9
1954-55	Bill Kirkpatrick, Sr, G	20	152	0	67	371	18.7
1953-54	Bob Miller, Sr, C	24	141	0	144	426	17.8
1952-53	Bob Miller, Jr, C	21	86	0	96	268	15.8
1951-52	Inman Veal, So, G	26	114	0	47	284	10.9
1950-51	Dan Pridgen, Sr, C	22	111	0	56	278	12.6
1949-50	Bill Lynn, Sr, C	23	129	0	81	339	14.7

Rebounding

Season	Player	G	REB.	AVG.
2016-17	Mustapha Heron, Fr, G	32	195	6.1
2015-16	Cinmeon Bowers, Sr, F/G	30	289	9.6
2014-15	Cinmeon Bowers, Jr, F	34	326	9.6
2013-14	Asaahn Dixon-Tatum, Sr, C	30	180	6.0
2012-13	Robb Chubb, Sr, C	32	210	6.6
2011-12	Kenny Gabriel, Sr, F	31	227	7.3
2010-11	Earnest Ross, So, G	31	205	6.6
2009-10	Lucas Hargrove, Sr, F	32	224	7.0
2008-09	Korvotney Barber, Sr, F	36	347	9.6
2007-08	Quan Prowell, Sr, F	25	158	6.3
2006-07	Josh Dollard, So, F	26	181	7.0
2005-06	Korvotney Barber, Fr, F	28	134	4.8
2004-05	Quinnel Brown, Sr, F	31	186	6.0
2003-04	Marco Killingsworth, Jr, F	27	187	6.9
2002-03	Marco Killingsworth, So, F	34	219	6.4
2001-02	Marquis Daniels, Jr, F	28	148	5.3
2000-01	Jamison Brewer, So, G	32	230	7.2
1999-2000	Mamadou N'diaye, Sr, C	34	267	7.9
1998-99	Chris Porter, Jr, F	30	259	8.6
1997-98	Mamadou N'diaye, So, C	30	208	6.9
1996-97	Pat Burke, Sr, C	31	216	7.0
1995-96	Pat Burke, Jr, C	32	278	8.7
1994-95	Chris Davis, Jr, F	29	178	6.1
1993-94	Aubrey Wiley, Sr, F	28	261	9.3
1992-93	Aaron Swinson, Jr, F/C	27	207	7.7
1991-92	Aaron Swinson, So, F	27	203	7.5
1990-91	Robert McKie, So, C	28	164	5.9
1989-90	John Caylor, Jr, C-F	28	189	6.8
1988-89	Matt Geiger, So, C	28	186	6.6
1987-88	Chris Morris, Sr, F	30	295	9.8
1986-87	Jeff Moore, Jr, C	31	293	9.5
1985-86	Chuck Person, Sr, F	33	260	7.9
1984-85	Chuck Person, Jr, F	34	303	8.9
1983-84	Charles Barkley, Jr, C	28	265	9.5
1982-83	Charles Barkley, So, C	28	266	9.5
1981-82	Charles Barkley, Fr, C	28	275	9.8
1980-81	Earl Banks, Sr, C	27	188	7.0
1979-80	Earl Banks, Jr, C	28	164	5.9
1978-79	Bobby Cattage, So, C	29	269	9.3
1977-78	Mike Mitchell, Sr, F	27	241	8.9
1976-77	Pepto Bolden, Sr, F	26	233	9.0
1975-76	Mike Mitchell, So, F	26	249	9.6
1974-75	Mike Mitchell, Fr, F	25	286	11.4
1973-74	Pepto Bolden, Fr, C	26	302	11.6
1972-73	Gary Redding, Fr, F	26	214	8.2
1971-72	Jim Retseck, Jr, F	26	240	9.2
1970-71	Jim Retseck, So, F	26	294	11.3
1969-70	Bill Alexander, Sr, C	26	316	12.1
1968-69	Wally Tinker, Sr, F	25	195	7.8
1967-68	Bill Alexander, So, C	25	186	7.4
1966-67	Wally Tinker, So, F	25	211	8.4
1965-66	Lee DeFore, Sr, F	26	249	9.6



Year-By-Year Leaders

1964-65	Freddie Guy, Sr., F	25	306	12.2
1963-64	Freddie Guy, Jr., F	22	257	11.1
1962-63	Layton Johns, Sr., C	22	274	12.4
1961-62	Layton Johns, Jr., C	24	270	11.3
1960-61	Jimmy Fibbe, Sr., F	22	144	6.5
1959-60	Jimmy Fibbe, Jr., C	22	152	6.9
1958-59	Rex Frederick, Sr., C	20	257	12.9
1957-58	Rex Frederick, Jr., F	22	325	14.8
1956-57	Rex Frederick, So., F	21	322	15.3
1955-56	Bill McGriff, Sr., C	21	214	10.2
1954-55	Jim O'Donnell, Sr., F	20	172	8.6
1953-54	Bob Miller, Sr., C	24	277	11.5
1952-53	Bob Miller, Jr., C	17	209	12.3
1951-52	Bob Fenn, Jr., C	25	194	7.8
1950-51	Dan Pridgen, Sr., C	20	181	9.1

Field Goal Percentage

Season	Player	G	FGM-FGA	Pct.
2016-17	Austin Wiley, Fr., C	23	73-125	.584
2015-16	T.J. Dunans, Jr., G	16	65-141	.461
2014-15	KT Harrell, Sr., G	35	194-428	.453
2013-14	Chris Denson, Sr., G	30	187-406	.461
2012-13	Rob Chubb, Sr., C	32	115-239	.481
2011-12	Chris Denson, So., G	30	90-194	.464
2010-11	Rob Chubb, So., C	29	93-200	.465
2009-10	Brendan Knox, Sr., C	32	108-163	.663
2008-09	Korvotney Barber, Sr., F	36	188-345	.545
2007-08	Quan Prowell, Sr., F	25	142-261	.544
2006-07	Korvotney Barber, So., F	32	148-244	.607
2005-06	Korvotney Barber, Fr., F	28	81-141	.574
2004-05	Daniel Hayles, Fr., F-G	31	71-142	.500
2003-04	Marco Killingsworth, Jr., F	27	145-247	.587
2002-03	Marco Killingsworth, So., F	34	170-309	.550
2001-02	Marco Killingsworth, Fr., F	28	90-170	.529
2000-01	Marquis Daniels, So., G	32	206-395	.522
1999-2000	Mamadou N'diaye, Sr., C	34	100-187	.535
1998-99	Mamadou N'diaye, Jr., C	33	88-180	.489
1997-98	Bryant Smith, Jr., F	28	130-257	.506
1996-97	Pat Burke, Sr., C	31	128-270	.474
1995-96	Franklin Williams, So., F	32	115-217	.530
1994-95	Chris Davis, Jr., F	29	131-226	.580
1993-94	Aaron Swinson, Sr., F	28	234-371	.631
1992-93	Aaron Swinson, Jr., F/C	27	183-305	.600
1991-92	Aaron Swinson, So., F	27	157-267	.588
1990-91	John Caylor, Sr., F-C	29	86-170	.506
1989-90	John Caylor, Jr., C-F	28	90-169	.533
1988-89	Matt Geiger, So., C	28	170-337	.504
1987-88	John Caylor, So., F	30	102-193	.528
1986-87	Chris Morris, Jr., F	31	170-304	.559
1985-86	Frank Ford, Jr., G	33	153-281	.544
1984-85	Frank Ford, So., G	34	161-291	.553
1983-84	Charles Barkley, Jr., C	28	162-254	.638
1982-83	Charles Barkley, So., C	28	161-250	.644
1981-82	Charles Barkley, Fr., C	28	144-242	.595
1980-81	Earl Banks, Sr., C	27	140-248	.565
1979-80	Rich Valavicius, Sr., F	17	71-136	.522
1978-79	Rich Valavicius, Jr., F	29	171-322	.531
1977-78	Myles Patrick, Sr., F	27	103-196	.526
1976-77	Mike Mitchell, Jr., F	26	229-429	.534
1975-76	Gary Redding, Sr., F	26	139-265	.525
1974-75	Gary Redding, Jr., F	26	159-309	.515
1973-74	Pepto Bolden, Fr., C	26	113-212	.533
1972-73	Albert Johnson, Sr., F	24	76-144	.528

1971-72	Ernie Magri, Jr., F	19	62-110	.564
1970-71	Al Leapheart, Jr., C	26	114-225	.506
1969-70	Bill Alexander, Sr., C	26	141-271	.520
1968-69	Bill Alexander, Jr., C	25	126-238	.529
1967-68	Tom Perry, Jr., F	24	75-147	.510
1966-67	Tom Perry, So., F	25	78-135	.577
1965-66	Bobby Buisson, Jr., G	26	105-185	.566
1964-65	Joe Newton, Sr., C	24	126-208	.606
1963-64	Joe Newton, Jr., C	22	85-154	.552
1962-63	John Blackwell, Jr., F	22	123-219	.562
1961-62	Layton Johns, Jr., C	24	129-232	.556
1960-61	Porter Gilbert, Sr., G	19	88-151	.583
1959-60	Porter Gilbert, Jr., G	22	97-169	.574
1958-59	Jimmy Fibbe, So., F	22	92-160	.575
1957-58	Rex Frederick, Jr., F	22	123-276	.446
1956-57	Rex Frederick, So., F	21	103-201	.512
1955-56	Kay Slayden, Sr., F	21	107-222	.482
1954-55	Gordon Mummert, Sr., C	19	81-180	.450
1953-54	Bob Miller, Sr., C	24	141-284	.496
1952-53	Bob Miller, Jr., C	21	86-212	.406
1951-52	Bill Fickling, So., F	22	75-191	.393
1950-51	Don Lanford, Sr., G	22	89-265	.336
1949-50	Don Lanford, Jr., G	22	76-188	.404

Minimum of 3 FGM per game.

3-Point Field Goals

Season	Player	G	3FGM	AVG.
2016-17	Danjel Purifoy, Fr., F	29	59	2.0
2015-16	Bryce Brown, Fr., G	30	78	2.6
2014-15	KT Harrell, Sr., G	35	98	2.8
2013-14	KT Harrell, Jr., G	30	66	2.2
2012-13	Frankie Sullivan, Sr., G	32	56	1.8
2011-12	Frankie Sullivan, Jr., G	31	60	1.9
2010-11	Earnest Ross, So., G	31	48	1.5
2009-10	Tay Waller, Sr., G	26	87	3.4
2008-09	Tay Waller, Jr., G	36	100	2.8
2007-08	Rasheem Barrett, Jr., G	30	46	1.5
2006-07	Quan Prowell, Jr., F	21	35	1.7
2005-06	Ronny LeMelle, Sr., G	28	58	2.1
2004-05	Ian Young, Sr., G	30	70	2.3
2003-04	Ian Young, Jr., G	28	59	2.1
2002-03	Derrick Bird, Sr., G	34	56	1.6
2001-02	Adam Harrington, Jr., G	28	52	1.9
2000-01	Adam Harrington, So., G	31	72	2.3
1999-2000	Daymeon Fishback, Sr., G	34	59	1.7
1998-99	Scott Pohlman, So., G	33	62	1.9
1997-98	Scott Pohlman, Fr., G	30	53	1.8
1996-97	Daymeon Fishback, Fr., G	31	57	1.8
1995-96	Lance Weems, Sr., G	32	108	3.4
1994-95	Lance Weems, Jr., G	29	78	2.7
1993-94	Wesley Person, Sr., G/F	28	93	3.3
1992-93	Wesley Person, Jr., F	27	58	2.1
1991-92	Ronnie Battle, Jr., G	27	71	2.6
1990-91	Ronnie Battle, So., G	29	50	1.7
1989-90	Ronnie Battle, Fr., G	31	64	2.1
1988-89	Keenan Carpenter, Sr., G	28	84	3.0
1987-88	John Caylor, So., F	30	40	1.3
1986-87	Gerald White, Sr., G	24	32	1.3

Minimum of 1.0 3FGM per game. Note: 3-point shot instituted in 1986-87.

3-Point Field Goal Percentage (min. 1.0 made per game)

Season	Player	G	3FGM-3FGA	Pct.
2016-17	Mustapha Heron, Fr., G	32	44-104	.423
2015-16	TJ Lang, So., G	31	48-119	.403



Year-By-Year Leaders

2014-15	KT Harrell, Sr., G	35	98-226	434
2013-14	KT Harrell, Jr., G	30	66-184	359
2012-13	Jordan Price, Fr., G	27	30-77	390
2011-12	Kenny Gabriel, Sr., F	31	43-133	323
2010-11	Earnest Ross, So., G	31	48-144	333
2009-10	Tay Waller, Sr., G	26	87-212	410
2008-09	Tay Waller, Jr., G	36	100-272	368
2007-08	Quan Prowell, Sr., F	25	39-95	411
2006-07	Quan Prowell, Jr., F	21	35-81	432
2005-06	Rasheem Barrett, Fr., G	28	39-100	390
2004-05	Nathan Watson, Sr., G	31	52-139	374
2003-04	Ian Young, Jr., G	28	59-150	393
2002-03	Nathan Watson, So., G	28	38-103	369
2001-02	Adam Harrington, Jr., G	28	52-148	351
2000-01	Adam Harrington, So., G	31	72-211	341
1999-2000	Daymeon Fishback, Sr., G	34	59-164	360
1998-99	Jay Heard, Fr., G	33	39-93	419
1997-98	Daymeon Fishback, So., G	29	39-111	351
1996-97	Franklin Williams, Jr., F	31	33-86	384
1995-96	Franklin Williams, So., F	32	32-68	471
1994-95	Ray Donald, Jr., G/F	29	45-108	417
1993-94	Wesley Person, Sr., G/F	28	93-210	443
1992-93	Wesley Person, Jr., F	27	58-125	464
1991-92	Ronnie Battle, Jr., G	27	71-139	511
1990-91	Ronnie Battle, So., G	29	50-122	410
1989-90	Ronnie Battle, Fr., G	31	64-164	390
1988-89	Keenan Carpenter, Sr., G	28	84-203	414
1987-88	John Caylor, So., F	30	40-95	421
1986-87	Gerald White, Sr., G	24	32-83	386

Minimum of 1.0 3FGM per game

Free Throw Percentage

Season	Player	G	FTM-FTA	Pct.
2016-17	Danjel Purifoy, Fr., F	29	80-91	.879
2015-16	Kareem Canty, Jr., G	21	63-85	.741
2014-15	KT Harrell, Sr., G	35	162-199	.814
2013-14	KT Harrell, Jr., G	30	134-154	.870
2012-13	Frankie Sullivan, Sr., G	32	113-143	.790
2011-12	Frankie Sullivan, Jr., G	31	80-114	.702
2010-11	Earnest Ross, So., G	31	107-135	.793
2009-10	Frankie Sullivan, So., G	31	80-94	.851
2008-09	Tay Waller, Jr., G	36	56-70	.800
2007-08	Frank Tolbert, Sr., G	30	102-134	.761
2006-07	Frank Tolbert, Jr., G	32	83-116	.716
2005-06	Rasheem Barrett, Fr., G	28	52-69	.754
2004-05	Ian Young, Sr., G	30	83-96	.865
2003-04	Ian Young, Jr., G	28	37-44	.841
2002-03	Derrick Bird, Sr., G	34	56-69	.812
2001-02	Adam Harrington, Jr., G	28	55-79	.696
2000-01	Scott Pohlman, Sr., G	32	70-86	.814
1999-2000	Doc Robinson, Sr., G	34	63-81	.778
1998-99	Scott Pohlman, So., G	33	69-80	.863
1997-98	Bryant Smith, Jr., F	28	99-149	.664
1996-97	Wes Flanigan, Sr., G	31	81-122	.664
1995-96	Ray Donald, Sr., G	32	61-68	.897
1994-95	Wes Flanigan, So., G	29	81-101	.802
1993-94	Wesley Person, Sr., G/F	28	94-128	.734
1992-93	Ronnie Battle, Sr., G	27	79-96	.823
1991-92	Chris Brandt, Sr., C	27	108-147	.735
1990-91	Ronnie Battle, So., G	29	76-99	.768
1989-90	Reggie Gallon, Fr., G	31	99-128	.773
1988-89	Keenan Carpenter, Sr., G	28	57-73	.781
1987-88	Jeff Moore, Sr., C	20	86-103	.835

1986-87	Jeff Moore, Jr., C	31	120-150	.800
1985-86	Chuck Person, Sr., F	33	90-112	.804
1984-85	Chuck Person, Jr., F	34	79-107	.738
1983-84	Chuck Person, So., F	31	83-114	.728
1982-83	Odell Mosteller, Sr., G	28	73-90	.811
1981-82	Odell Mosteller, Jr., G	28	73-99	.737
1980-81	Frank Poindexter, So., F	27	81-100	.810
1979-80	Rich Valavicius, Sr., F	17	47-61	.770
1978-79	Bubba Price, Jr., G	29	97-123	.789
1977-78	Stan Pietkiewicz, Sr., G	27	128-146	.877
1976-77	Eddie Johnson, Sr., G	26	98-124	.790
1975-76	Eddie Johnson, Jr., G	26	105-142	.739
1974-75	Eddie Johnson, So., G	24	102-116	.879
1973-74	Eddie Johnson, Fr., G	26	105-130	.807
1972-73	Mike Christian, Jr., G	26	78-114	.684
1971-72	Henry Harris, Sr., G	26	94-128	.734
1970-71	John Mengelt, Sr., G	26	208-256	.812
1969-70	John Mengelt, Jr., G	26	180-225	.800
1968-69	Wally Tinker, Sr., F	25	125-152	.822
1967-68	Tom Perry, Jr., F	24	69-86	.802
1966-67	Bobby Buisson, Sr., G	25	97-126	.785
1965-66	Jimmy Montgomery, Sr., F	26	83-97	.856
1964-65	Lee DeFore, Jr., F	23	73-92	.793
1963-64	Joe Newton, Jr., C	22	61-76	.803
1962-63	Larry Cart, Sr., G	22	66-89	.742
1961-62	Layton Johns, Jr., C	24	119-155	.768
1960-61	Jimmy Fibbe, Sr., F	22	83-96	.865
1959-60	David Vaughn, Jr., F	18	68-85	.800
1958-59	Henry Hart, Sr., G	22	102-138	.739
1957-58	Jimmy Lee, Jr., G	22	62-85	.729
1956-57	Jimmy Lee, So., G	21	66-85	.776
1955-56	Jim O'Donnell, Sr., F	21	80-104	.769
1954-55	Jim O'Donnell, Jr., F	20	112-147	.762
1953-54	Jack Turner, Sr., G	24	82-110	.745
1952-53	Jack Turner, Jr., G	21	82-117	.701
1951-52	Jack Turner, So., G	22	66-89	.742
1950-51	George Hill, Sr., F	22	61-76	.803
1949-50	Don Lanford, Jr., G	22	78-101	.772

Minimum of 2.0 FTM per game.

Assists

Season	Player	G	AST	APG
2016-17	Jared Harper, Fr., G	32	95	3.0
2015-16	Kareem Canty, Jr., G	21	111	5.3
2014-15	K.C. Ross-Miller, Sr., G	35	83	2.4
2013-14	Tahj Shamsid-Deen, Fr., G	30	86	2.9
2012-13	Josh Wallace, Sr., G	32	91	2.8
2011-12	Varez Ward, So., G	27	103	3.8
2010-11	Josh Wallace, So., G	31	120	3.9
2009-10	DeWayne Reed, Sr., G	32	139	4.3
2008-09	DeWayne Reed, Jr., G	36	134	3.7
2007-08	Quantez Robertson, Jr., G	30	122	4.1
2006-07	Quantez Robertson, So., G	32	163	5.1
2005-06	Quantez Robertson, Fr., G	28	130	4.6
2004-05	Ian Young, Sr., G	30	121	4.0
2003-04	Ian Young, Jr., G	28	68	2.4
2002-03	Marquis Daniels, Sr., G	34	113	3.3
2001-02	Marquis Daniels, Jr., F	28	116	4.1
2000-01	Jamison Brewer, So., G	32	187	5.8
1999-2000	Doc Robinson, Sr., G	34	175	5.1
1998-99	Doc Robinson, Jr., G	33	166	5.0
1997-98	Doc Robinson, So., G	30	131	4.4



Year-By-Year Leaders

1996-97	Wes Flanigan, Sr., G	31	138	4.5
1995-96	Wes Flanigan, Jr., G	32	214	6.7
1994-95	Moochie Norris, Jr., G	29	143	4.9
1993-94	Wes Flanigan, Fr., G	28	137	4.9
1992-93	Reggie Gallon, Sr., G	27	121	4.5
1991-92	Champ Wrencher, Sr., G	27	121	4.5
1990-91	Reggie Gallon, So., G	29	119	4.1
1989-90	Reggie Gallon, Fr., G	31	119	3.8
1988-89	Derrick Dennison, Jr., G	28	119	4.3
1987-88	Terrance Howard, Sr., G	30	160	5.3
1986-87	Gerald White, Sr., G	24	124	5.2
1985-86	Gerald White, Jr., G	33	221	6.7
1984-85	Gerald White, So., G	34	185	5.4
1983-84	Paul Daniels, Sr., G	30	132	4.4
1982-83	Paul Daniels, Jr., G	28	134	4.8
1981-82	Paul Daniels, So., G	28	136	4.9
1980-81	Byron Henson, So., G	26	63	2.4
1979-80	Eric Stringer, Jr., G	28	103	3.7
1978-79	Bubba Price, Jr., G	29	120	4.1
1977-78	Stan Pietkiewicz, Sr., G	27	128	4.7
1976-77	Eddie Johnson, Sr., G	26	135	5.2
1975-76	Eddie Johnson, Jr., G	26	149	5.7
1974-75	Eddie Johnson, So., G	24	140	5.8
1973-74	Mike Christian, Sr., G	26	94	3.6
1972-73	Gary England, Sr., G	26	82	3.2
1971-72	Henry Harris, Sr., G	26	69	2.7
1970-71	John Mengelt, Sr., G	26	91	3.5
1969-70	Carl Shetler, Sr., G	26	67	2.6
1968-69	Wally Tinker, Sr., F	25	129	5.2
1967-68	Tom Perry, Jr., F	24	96	4.0
1966-67	Bobby Buisson, Sr., G	25	73	2.9
1965-66	Bobby Buisson, Jr., G	26	109	4.2

Note: Figures not available prior to 1965-66 season.

Blocks

Season	Player	G	BK	
2016-17	Anfernee McLemore, Fr., F	37
2015-16	Horace Spencer, Fr., F	65
2014-15	Jordon Granger, Jr., F	22
2013-14	Asaahn Dixon-Tatum, Sr., C	64
2012-13	Asaahn Dixon-Tatum, Jr., C	44
2011-12	Kenny Gabriel, Sr., F	71
2010-11	Kenny Gabriel, Jr., F	28
2009-10	Bredon Knox, Sr., C	33
2008-09	Korvotney Barber, Sr., F	44
2007-08	Frank Tolbert, Sr., G	14
2006-07	Korvotney Barber, Jr., F	55
2005-06	Korvotney Barber, Fr., F	43
2004-05	Frank Tolbert, Fr., G	15
2003-04	Kyle Davis, Sr., C	72
2002-03	Kyle Davis, Jr., C	126
2001-02	Kyle Davis, So., C	78
2000-01	Kyle Davis, Fr., C	84
1999-2000	Mamadou N'diaye, Sr., C	66
1998-99	Mamadou N'diaye, Jr., C	77
1997-98	Mamadou N'diaye, So., C	73
1996-97	Pat Burke, Sr., C	33
1995-96	Pat Burke, Jr., C	45
1994-95	Pat Burke, So., C	29
1993-94	Pat Burke, Fr., C	26
1992-93	Mark Hutton, Jr., F	38
1991-92	Wesley Person, So., F	29

1990-91	Wesley Person, Fr., F	26	31
1989-90	Zane Arnold, Jr., C	31	21
1988-89	Matt Geiger, So., C	28	25
1987-88	Chris Morris, Sr., F	30	39
1986-87	Mike Jones, So., F	31	41
1985-86	Mike Jones, Fr., F	33	34
1984-85	Chris Morris, Fr., F	34	45
1983-84	Charles Barkley, Jr., C	28	49
1982-83	Charles Barkley, So., C	28	45
1981-82	Charles Barkley, Fr., C	28	51
1980-81	Earl Banks, Sr., C	27	20
1979-80	Benny Anthony, Sr., F	28	26
1978-79	Earl Banks, So., C	29	21

Note: Figures not available prior to 1978-79 season.

Steals

Season	Player	G	ST	
2016-17	Danjel Purifoy, Fr., F	41
2015-16	Cinmeon Bowers, Sr., F/G	29
2014-15	K.C. Ross-Miller, Sr., G	54
2013-14	Allen Payne, Sr., F	37
2012-13	Allen Payne, Jr., F	38
2011-12	Frankie Sullivan, Jr., G	44
2010-11	Josh Wallace, So., G	53
2009-10	Frankie Sullivan, So., G	59
2008-09	DeWayne Reed, Jr., G	67
2007-08	Quantez Robertson, Jr., G	63
2006-07	Quantez Robertson, So., G	55
2005-06	Ronny LeMelle, Sr., G	40
2004-05	Nathan Watson, Sr., G	52
2003-04	Brandon Robinson, Jr., F	62
2002-03	Marquis Daniels, Sr., F	78
2001-02	Marquis Daniels, Jr., F	54
2000-01	Marquis Daniels, So., F	71
1999-2000	Chris Porter, Sr., F	52
1998-99	Chris Porter, Jr., F	64
1997-98	Bryant Smith, Jr., F	67
1996-97	Bryant Smith, So., F	53
1995-96	Wes Flanigan, Jr., G	64
1994-95	Moochie Norris, Jr., G	51
1993-94	Wesley Person, Sr., G/F	28
1992-93	Reggie Gallon, Sr., G	39
1991-92	Reggie Gallon, Jr., G	39
1990-91	Reggie Gallon, So., G	41
1989-90	Derrick Dennison, Sr., F	64
1988-89	Derrick Dennison, Jr., G	44
1987-88	Chris Morris, Sr., F	52
1986-87	Chris Morris, Jr., F	45
1985-86	Chris Morris, So., F	49
1984-85	Gerald White, So., G	60
1983-84	Chuck Person, So., F	38
1982-83	Paul Daniels, Jr., G	42
1981-82	Odell Mosteller, Jr., G	30
1980-81	Alvin Mumphord, So., G	29
1979-80	Bubba Price, Sr., G	33
1978-79	Bubba Price, Jr., G	49


Note: Figures not available prior to 1978-79 season.



1,000-Point Club

1. Chuck Person • Forward, 6-8, 215, Brantley, Ala. (Brantley)

Year	GP-GS	Min-Avg	FG-FGA	Pct	3FG-A	Pct	FT-FTA	Pct	O-D-Reb.-Avg	PF-FO	Ast	TO	Blk	Stl	Pts-Avg
1982-83	28-20	636-22.7	118-218	.541	--	--	25-33	.758	128-4.6	57- 1	37	37	6	13	261-9.3
1983-84	31-30	1045-34.8	255-470	.543	--	--	83-114	.728	249-8.0	62- 3	38	82	8	38	593-19.1
1984-85	34-34	1240-36.5	334-614	.544	--	--	79-107	.738	303-8.9	78- 0	69	80	18	42	747-22.0
1985-86	33-33	1194-36.2	310-597	.519	--	--	90-112	.804	260-7.9	83-3	30	73	12	27	710-21.5
Totals	126-117	4115-32.7	1017-1899	.536	--	--	277-366	.757	940-7.5	280- 7	174	277	44	120	2311-18.3



2. Mike Mitchell • Forward, 6-8, 215, Atlanta, Ga. (Price)

Year	GP-GS	Min-Avg	FG-FGA	Pct	3FG-A	Pct	FT-FTA	Pct	O-D-Reb.-Avg	PF-FO	Ast	TO	Blk	Stl	Pts-Avg
1974-75	25-24	--	204-426	.479	--	--	53-98	.541	286-11.4	84-4	15	--	--	--	461-18.4
1975-76	26-26	--	210-431	.487	--	--	66-96	.688	249-9.6	76-2	27	--	--	--	486-18.7
1976-77	26-26	--	229-429	.534	--	--	47-69	.681	220-8.5	75-5	35	--	--	--	505-19.4
1977-78	27-x	--	283-544	.520	--	--	105-135	.778	241-8.9	69-2	50	--	--	--	671-24.9
Totals	104-76	--	926-1830	.506	--	--	271-398	.681	996-9.6	304-13	127	--	--	--	2123-20.4



3. Wesley Person • Forward/Guard, 6-6, 200, Brantley, Ala. (Brantley)

Year	GP-GS	Min-Avg	FG-FGA	Pct	3FG-A	Pct	FT-FTA	Pct	O-D-Reb.-Avg	PF-FO	Ast	TO	Blk	Stl	Pts-Avg
1990-91	26-24	857-33.0	153-325	.471	42-118	.356	52-68	.765	40-107-147-5.7	49-0	48	49	31	35	400-15.4
1991-92	27-27	955-35.4	208-411	.506	69-141	.489	53-73	.726	38-145-183-6.8	45-1	55	45	29	28	538-19.9
1992-93	27-26	957-35.4	194-349	.556	58-125	.464	61-79	.772	51-141-192-7.1	46-0	102	46	17	21	507-18.8
1993-94	28-28	1006-35.9	217-448	.484	93-210	.443	94-128	.734	52-127-179-6.4	45-1	79	45	11	28	621-22.2
Totals	108-105	3775-35.0	772-1533	.497	262-594	.441	260-348	.747	181-520-701-6.5	185-2	284	185	88	112	2066-19.1



4. Eddie Johnson • Guard, 6-2, 175, Weirsdale, Fla. (Lake Weir)

Year	GP-GS	Min-Avg	FG-FGA	Pct	3FG-A	Pct	FT-FTA	Pct	O-D-Reb.-Avg	PF-FO	Ast	TO	Blk	Stl	Pts-Avg
1973-74	26-26	--	231-538	.429	--	--	105-130	.807	105-4.0	85-0	75	--	--	--	567-21.8
1974-75	24-23	--	200-449	.445	--	--	102-116	.879	90-3.8	69-3	140	--	--	--	502-20.9
1975-76	26-26	--	204-428	.477	--	--	105-142	.739	101-3.9	74-0	149	--	--	--	513-19.7
1976-77	26-26	--	154-362	.425	--	--	98-124	.790	67-2.6	88-5	135	--	--	--	406-15.6
Totals	102-101	--	789-1777	.444	--	--	410-512	.800	363-3.6	316-8	499	--	--	--	1988-19.5



5. John Mengelt • Guard, 6-3, 190, Elwood, Ind. (Wendell Willkie)

Year	GP-GS	Min-Avg	FG-FGA	Pct	3FG-A	Pct	FT-FTA	Pct	O-D-Reb.-Avg	PF-FO	Ast	TO	Blk	Stl	Pts-Avg
1968-69	25	--	189-360	.525	--	--	108-138	.782	106-4.2	60	60	--	--	--	486-19.4
1969-70	26	--	258-554	.465	--	--	180-225	.800	156-6.0	77	54	--	--	--	696-26.8
1970-71	26	--	265-548	.484	--	--	208-256	.812	108-4.1	92	91	--	--	--	738-28.4
Totals	77	--	712-1462	.487	--	--	496-619	.801	370-4.7	229	205	--	--	--	1920-24.8



6. Ronnie Battle • Guard, 6-1, 160, Pittsview, Ala. (Chavala)

Year	GP-GS	Min-Avg	FG-FGA	Pct	3FG-A	Pct	FT-FTA	Pct	O-D-Reb.-Avg	PF-FO	Ast	TO	Blk	Stl	Pts-Avg
1989-90	31-31	1020-32.9	202-416	.486	64-164	.390	59-82	.720	35-69-104-3.4	78-2	79	88	5	38	527-17.0
1990-91	29-28	928-32.0	184-438	.420	50-122	.410	76-99	.768	31-44-75-2.6	68-1	62	83	7	27	494-17.0
1991-92	27-27	895-33.1	173-352	.491	71-139	.511	32-46	.696	12-38-50-1.9	70-1	66	64	9	36	449-16.6
1992-93	27-27	927-33.1	158-350	.451	51-133	.383	79-96	.823	11-27-38-1.4	53-0	86	70	4	24	446-16.5
Totals	114-113	3770-33.1	717-1556	.461	236-558	.423	246-323	.762	89-178-267-2.3	269-4	293	305	25	125	1916-16.8



7. Chris Morris • Forward, 6-8, 210, Atlanta, Ga. (Douglass)

Year	GP-GS	Min-Avg	FG-FGA	Pct	3FG-A	Pct	FT-FTA	Pct	O-D-Reb.-Avg	PF-FO	Ast	TO	Blk	Stl	Pts-Avg
1984-85	34-30	1032-30.4	155-325	.477	--	--	44-71	.620	169-5.0	81-5	57	87	45	43	354-10.4
1985-86	33-33	1023-31.0	128-256	.500	--	--	69-103	.670	171-5.2	75-3	62	58	60	54	325-9.8
1986-87	31-31	985-31.8	170-304	.559	9-27	.333	69-97	.711	99-126-225-7.3	104-8	80	69	30	42	418-13.5
1987-88	30-30	1018-33.9	241-501	.481	33-97	.340	105-132	.795	110-185-295-9.8	83-3	82	85	44	54	620-20.7
Totals	128-124	4058-31.7	694-1386	.501	42-124	.338	287-403	.712	209-311-860-6.7	343-19	281	275	179	193	1717-13.4







1,000-Point Club

8. Frankie Sullivan • Guard, 6-1, 206, Uniontown, Ala. (R.C. Hatch)


Year	GP-GS	Min-Avg	FG-FGA	Pct	3FG-A	Pct	FT-FTA	Pct	O-D-Reb.-Avg	PF-FO	Ast	TO	Blk	Stl	Pts-Avg
2008-09	34-1	654-19.2	85-210	.405	41-124	.331	46-61	.754	12-54-66-1.9	74-0	46	37	4	39	257-7.6
2009-10	31-30	968-31.2	125-290	.431	63-170	.371	80-94	.851	29-87-116-3.7	98-6	62	51	7	59	393-12.7
2010-11	6-4	148-24.7	13-36	.361	8-28	.286	15-19	.789	1-6-7-1.2	9-0	18	7	0	15	49-8.2
2011-12	31-27	987-31.8	126-329	.383	60-189	.317	80-114	.702	22-99-121-3.9	75-1	71	50	6	44	392-12.6
2012-13	32-30	998-31.2	148-403	.367	56-202	.277	113-143	.790	15-109-124-3.9	83-2	90	98	9	33	465-14.5
Totals	134-92	3755-28.0	497-1268	.392	228-713	.320	334-431	.775	79-355-434-3.2	339-9	287	243	26	190	1556-11.6

**9. Jeff Moore • Center, 6-7, 240, Birmingham, Ala. (Midfield)**

Year	GP-GS	Min-Avg	FG-FGA	Pct	3FG-A	Pct	FT-FTA	Pct	O-D-Reb.-Avg	PF-FO	Ast	TO	Blk	Stl	Pts-Avg
1984-85	34-29	830-24.4	119-242	.492	--	--	41-68	.603	240-7.1	98-3	17	55	13	14	279-8.2
1985-86	33-33	957-29.0	139-274	.507	--	--	82-108	.759	234-7.1	69-1	29	58	60	54	360-10.9
1986-87	31-30	996-32.1	208-383	.543	2-7	.286	120-150	.800	111-182-293-9.5	84-3	25	69	30	42	538-17.4
1987-88	20-17	611-30.6	142-286	.497	2-11	.182	86-103	.835	68-115-183-9.2	53-3	20	50	9	19	372-18.6
Totals	118-109	3394-28.8	608-1185	.513	4-18	.222	329-429	.767	950-8.1	304-10	91	228	59	62	1549-13.1

**10. Marquis Daniels • Forward, 6-6, 200, Orlando, Fla. (Mt. Zion Christian Academy, N.C.)**


Year	GP-GS	Min-Avg	FG-FGA	Pct	3FG-A	Pct	FT-FTA	Pct	O-D-Reb.-Avg	PF-FO	Ast	TO	Blk	Stl	Pts-Avg
1999-00	18-0	219-12.2	33-73	.452	3-15	.200	10-20	.500	19-28-47-2.6	17-0	8	24	2	5	79-4.4
2000-01	32-31	974-30.4	206-395	.522	11-48	.229	80-124	.645	93-130-223-7.0	107-6	50	76	23	71	503-15.7
2001-02	28-25	807-28.8	115-260	.442	22-62	.355	73-115	.635	48-100-148-5.3	75-1	116	99	6	54	325-11.6
2002-03	34-34	1187-34.9	244-476	.513	30-98	.306	107-159	.673	63-147-210-6.2	68-0	113	102	8	78	625-18.4
Totals	112-90	3187-28.5	598-1204	.497	66-223	.296	270-418	.646	223-405-628-5.6	267-7	287	301	39	208	1532-13.7

**11. Scott Pohlman • Guard, 6-2, 170, Roswell, Ga. (Roswell)**


Year	GP-GS	Min-Avg	FG-FGA	Pct	3FG-A	Pct	FT-FTA	Pct	O-D-Reb.-Avg	PF-FO	Ast	TO	Blk	Stl	Pts-Avg
1997-98	30-29	888-29.6	108-293	.369	53-162	.327	49-59	.831	11-63-74-2.6	66-3	44	71	1	35	318-10.6
1998-99	33-33	847-25.7	129-317	.407	62-160	.387	69-80	.863	28-44-72-2.2	61-0	53	31	0	31	389-11.8
1999-2000	34-28	955-28.1	117-326	.359	49-155	.316	52-68	.765	30-49-79-2.3	61-1	53	46	5	22	335-9.9
2000-01	32-31	956-29.9	144-338	.426	42-132	.318	70-86	.814	16-53-69-2.2	45-0	55	40	2	28	400-12.5
Totals	129-121	3646-28.3	498-1274	.391	206-609	.339	240-293	.819	85-209-294-2.3	233-4	205	188	8	116	1442-11.2

**12. DeWayne Reed • Guard, 6-1, 175, Houston, Texas (Wheatley)**


Year	GP-GS	Min-Avg	FG-FGA	Pct	3FG-A	Pct	FT-FTA	Pct	O-D-Reb.-Avg	PF-FO	Ast	TO	Blk	Stl	Pts-Avg
2006-07	31-13	607-19.6	54-155	.348	29-83	.349	37-56	.661	9-45-54-1.7	59-1	93	77	7	42	174-5.6
2007-08	29-23	970-32.3	82-232	.353	41-137	.299	55-96	.573	11-63-74-2.5	62-1	102	95	6	59	260-9.0
2008-09	36-32	1144-31.8	156-403	.387	65-199	.327	97-157	.618	19-73-92-2.6	80-3	134	92	15	67	474-13.2
2009-10	32-32	1059-33.1	167-426	.392	49-150	.327	135-190	.711	13-70-83-2.6	69-3	139	102	7	43	518-16.2
Totals	128-100	3780-29.5	459-1216	.377	184-569	.323	324-499	.649	52-251-303-2.4	270-8	468	366	35	211	1426-11.1

**13. Rasheem Barrett • Guard, 6-5, 220, Atlanta, Ga. (Marist)**

Year	GP-GS	Min-Avg	FG-FGA	Pct	3FG-A	Pct	FT-FTA	Pct	Reb.-Avg	PF-FO	Ast	TO	Blk	Stl	Pts-Avg
2005-06	28-14	696-24.9	110-237	.464	39-100	.390	52-69	.754	84-3.0	66-2	43	67	2	23	311-11.1
2006-07	32-25	946-29.6	135-349	.387	48-156	.308	45-65	.692	123-3.8	59-2	73	65	5	36	363-11.3
2007-08	29-29	957-31.9	155-354	.438	44-131	.336	33-47	.702	119-4.1	56-0	63	57	4	24	387-13.3
2008-09	33-20	794-24.1	128-299	.428	26-80	.325	45-60	.750	115-3.5	56-1	47	48	2	29	327-9.9
TOTAL	122-88	3393-27.8	528-1239	.426	157-467	.336	175-241	.726	441-3.6	237-5	226	237	13	112	1388-11.4

**14. Frank Ford • Guard/Forward, 6-4, 220, Kissimmee, Fla. (Osceola)**

Year	GP-GS	Min-Avg	FG-FGA	Pct	3FG-A	Pct	FT-FTA	Pct	O-D-Reb.-Avg	PF-FO	Ast	TO	Blk	Stl	Pts-Avg
1983-84	31-29	927-29.9	97-222	.437	--	--	38-55	.691	108-3.5	45-0	75	86	1	31	232-7.5
1984-85	34-34	1242-36.5	161-291	.553	--	--	70-113	.619	163-4.8	58-1	59	59	7	37	392-11.5
1985-86	33-33	1127-34.2	153-281	.544	--	--	60-83	.723	146-4.4	56-1	68	39	4	39	366-11.1
1986-87	31-31	1078-34.8	148-309	.479	10-35	.286	93-135	.689	59-128-187-6.0	80-3	75	62	4	39	399-12.9
Totals	129-127	4374-33.9	559-1103	.507	10-35	.286	261-386	.676	604-4.7	239-5	277	246	15	146	1389-10.8





1,000-Point Club

15. Aaron Swinson • Forward/Center, 6-5, 230, Brunswick, Ga. (Brunswick)

Year	GP-GS	Min-Avg	FG-FGA	Pct	3FG-A	Pct	FT-FTA	Pct	O-D-Reb.-Avg	PF-FO	Ast	TO	Blk	Stl	Pts-Avg
1991-92	27-26	774-28.7	157-267	.588	0-1	.000	72-127	.567	72-131-203-7.5	72-0	28	75	13	30	386-14.3
1992-93	27-27	886-32.8	183-305	.600	0-1	.000	55-93	.591	82-125-207-7.7	58-1	28	64	4	21	421-15.6
1993-94	28-28	991-35.4	234-371	.631	0-2	.000	111-161	.689	81-145-226-8.1	74-1	30	59	6	14	579-20.7
Totals	82-81	2651-32.3	574-943	.609	0-4	.000	238-381	.625	235-401-636-7.8	204-2	86	198	23	65	1386-16.9

**16. Lee DeFore • Forward, 6-6, 210, Atlanta, Ga. (Sylvan)**

Year	GP-GS	Min-Avg	FG-FGA	Pct	3FG-A	Pct	FT-FTA	Pct	O-D-Reb.-Avg	PF-FO	Ast	TO	Blk	Stl	Pts-Avg
1963-64	23		168-351	.478	--	--	72-90	.800	176-7.7	72	--	--	--	--	408-17.7
1964-65	23		145-326	.444	--	--	73-92	.793	144-6.3	70	--	--	--	--	363-15.8
1965-66	26		241-516	.467	--	--	133-156	.853	249-9.5	73	--	--	--	--	615-23.7
Totals	72		554-1193	.464	--	--	278-338	.822	569-7.8	215	--	--	--	--	1386-19.0

**17. Gary Redding • Forward, 6-6, 185, Atlanta, Ga. (Price)**


Year	GP-GS	Min-Avg	FG-FGA	Pct	3FG-A	Pct	FT-FTA	Pct	O-D-Reb.-Avg	PF-FO	Ast	TO	Blk	Stl	Pts-Avg
1972-73	26-x		120-278	.432	--	--	58-90	.644	214-8.2	60	39	--	--	--	298-11.5
1973-74	26-25		117-297	.393	--	--	79-98	.806	246-9.4	56	30	--	--	--	313-12.0
1974-75	26-26		159-309	.515	--	--	63-80	.788	263-10.1	72	40	--	--	--	381-14.7
1975-76	26-x		139-265	.525	--	--	64-87	.736	213-8.2	64	29	--	--	--	342-13.2
Totals	104-51		535-1149	.466	--	--	264-355	.744	936-9.0	252	138	--	--	--	1334-12.8

**18. Doc Robinson • Guard, 6-2, 180, Selma, Ala. (Selma)**

Year	GP-GS	Min-Avg	FG-FGA	Pct	3FG-A	Pct	FT-FTA	Pct	Reb.-Avg	PF-FO	Ast	TO	Blk	Stl	Pts-Avg
1996-97	31-17	756-24.4	70-189	.370	16-56	.286	35-46	.761	89-2.9	48-0	96	54	1	31	191-6.2
1997-98	30-29	964-32.1	140-358	.391	43-127	.339	49-64	.766	110-3.7	55-2	131	93	6	35	372-12.4
1998-99	33-33	927-28.1	137-303	.452	37-109	.339	67-86	.779	87-2.6	58-0	166	68	3	47	378-11.5
1999-2000	34-34	1056-31.1	139-345	.403	50-142	.352	63-81	.778	103-3.0	48-0	175	66	4	40	391-11.5
Totals	128-113	3703-28.9	486-1195	.407	146-434	.336	214-277	.773	389-3.0	209-2	568	281	14	153	1332-10.4

**19. Stan Pietkiewicz • Guard, 6-5, 200, Winter Park, Fla. (Winter Park)**

Year	GP-GS	Min-Avg	FG-FGA	Pct	3FG-A	Pct	FT-FTA	Pct	O-D-Reb.-Avg	PF-FO	Ast	TO	Blk	Stl	Pts-Avg
1974-75	25-22		100-233	.429	--	--	41-52	.788	71-2.8	55-0	52	--	--	--	241-9.6
1975-76	25-23		112-243	.461	--	--	28-40	.700	67-2.7	56-1	86	--	--	--	252-10.1
1976-77	23-23		106-219	.484	--	--	44-51	.863	61-2.7	41-0	90	--	--	--	256-11.1
1977-78	27-x		194-380	.511	--	--	128-146	.877	96-3.6	64-2	128	--	--	--	516-19.1
Totals	100-68		512-1075	.476	--	--	241-289	.834	295-3.0	216-3	356	--	--	--	1265-12.7

**20. Frank Tolbert • Guard, 6-6, 210, River Falls, Ala. (Red Level)**

Year	GP-GS	Min-Avg	FG-FGA	Pct	3FG-A	Pct	FT-FTA	Pct	O-D-Reb.-Avg	PF-FO	Ast	TO	Blk	Stl	Pts-Avg
2004-05	30-11	636-21.2	73-172	.424	18-55	.327	44-68	.647	39-51-90-3.0	110-8	29	60	15	22	208-6.9
2005-06	28-19	655-23.4	90-209	.431	27-75	.360	48-83	.578	46-53-99-3.5	90-7	35	73	23	37	255-9.1
2006-07	32-28	903-28.2	128-268	.478	38-101	.376	83-116	.716	62-93-155-4.8	118-8	49	73	20	42	377-11.8
2007-08	30-29	909-30.3	134-312	.429	32-102	.314	102-134	.761	66-89-155-5.2	109-5	67	76	14	46	402-13.4
Totals	120-87	3103-25.9	425-961	.442	115-333	.345	277-401	.691	213-286-499-4.2	427-28	180	282	72	147	1242-10.4

**21. Darrell Lockhart • Forward/Center, 6-9, 232, Thomaston, Ga. (Robert E. Lee)**

Year	GP-GS	Min-Avg	FG-FGA	Pct	3FG-A	Pct	FT-FTA	Pct	O-D-Reb.-Avg	PF-FO	Ast	TO	Blk	Stl	Pts-Avg
1979-80	28-21	766-27.4	99-211	.469	--	--	48-68	.706	151-5.4	69-2	38	50	8	16	246-8.8
1980-81	27-27	845-31.3	134-244	.549	--	--	34-47	.723	173-6.4	91-4	46	51	9	10	302-11.2
1981-82	28-28	896-32.0	142-256	.555	--	--	40-51	.784	160-5.7	89-5	25	64	21	22	324-11.6
1982-83	28-28	864-30.9	162-297	.545	--	--	40-53	.755	153-5.5	83-5	29	64	16	12	364-13.0
Totals	111-76	3371-30.4	537-1008	.533	--	--	162-219	.740	637-5.7	332-16	138	229	54	60	1236-11.1






1,000-Point Club

22. Wes Flanigan • Guard, 6-1, 180, Little Rock, Ark. (Parkview)

Year	GP-GS	Min-Avg	FG-FGA	Pct	3FG-A	Pct	FT-FTA	Pct	O-D-Reb.-Avg	PF-FO	Ast	TO	Blk	Stl	Pts-Avg
1993-94	28-10	682-24.4	61-130	.469	1-13	.077	58-94	.617	10-37-47-1.7	72-5	137	22	1	9	181-6.5
1994-95	29-20	748-25.8	81-186	.435	15-57	.263	81-101	.802	28-40-68-2.3	56-0	84	58	3	24	258-8.9
1995-96	32-32	1074-33.6	142-338	.420	26-97	.268	118-168	.702	26-74-100-3.1	73-2	214	41	2	18	428-13.4
1996-97	31-24	881-28.4	117-278	.421	26-97	.268	81-122	.664	28-48-76-2.5	65-3	138	93	2	39	341-11.0
Totals	120-86	3385-28.2	401-952	.421	68-264	.258	338-485	.697	92-199-291-2.4	266-10	573	214	8	90	1208-10.1

**23. KT Harrell • Guard, 6-4, 212, Montgomery, Ala. (Brewbaker Tech Magnet)**

Year	GP-GS	Min-Avg	FG-FGA	Pct	3FG-A	Pct	FT-FTA	Pct	O-D-Reb.-Avg	PF-FO	Ast	TO	Blk	Stl	Pts-Avg
2013-14	30-30	977-32.6	174-402	.433	66-184	.359	134-154	.870	20-99-119-4.0	77-1	64	86	6	24	548-18.3
2014-15	35-35	1156-33.0	194-428	.453	98-226	.434	162-199	.814	32-72-104-3.0	80-0	52	86	2	33	648-18.5
Totals	100-50	2495-25.0	401-873	.459	47-171	.275	341-527	.647	88-187-275-2.8	171-0	156	129	10	82	1190-11.9

**24. Chris Denson • Guard, 6-2, 181, Columbus, Ga. (Shaw)**

Year	GP-GS	Min-Avg	FG-FGA	Pct	3FG-A	Pct	FT-FTA	Pct	O-D-Reb.-Avg	PF-FO	Ast	TO	Blk	Stl	Pts-Avg
2010-11	20-3	367-18.4	43-102	.422	4-25	.160	28-48	.583	15-17-32-1.6	30-0	20	12	1	17	118-5.9
2011-12	30-8	670-22.3	90-194	.464	14-38	.368	68-107	.636	22-32-54-1.8	44-0	34	41	3	16	262-8.7
2012-13	20-9	498-24.9	81-171	.474	7-25	.280	69-104	.663	14-45-59-3.0	33-0	31	22	3	19	238-11.9
2013-14	30-30	960-32.0	187-406	.461	22-83	.265	176-268	.657	37-93-130-4.3	64-0	71	54	3	30	572-19.1
Totals	100-50	2495-25.0	401-873	.459	47-171	.275	341-527	.647	88-187-275-2.8	171-0	156	129	10	82	1190-11.9

**25. Charles Barkley • Center, 6-6, 265, Leeds, Ala. (Leeds)**


Year	GP-GS	Min-Avg	FG-FGA	Pct	3FG-A	Pct	FT-FTA	Pct	O-D-Reb.-Avg	PF-FO	Ast	TO	Blk	Stl	Pts-Avg
1981-82	28-23	746-26.6	144-242	.595	--	--	68-107	.636	275-9.8	99-4	30	45	51	13	356-12.7
1982-83	28-28	782-27.9	161-250	.644	--	--	82-130	.631	266-9.5	102-9	49	80	45	32	404-14.4
1983-84	28-17	762-27.2	162-254	.638	--	--	99-145	.683	265-9.5	89-4	58	80	49	31	423-15.1
Totals	84-68	2290-27.3	467-746	.626	--	--	249-382	.652	806-9.6	290-17	137	205	145	76	1183-14.1

**26. Korvotney Barber • Forward, 6-7, 225, Manchester, Ga. (Manchester)**


Year	GP-GS	Min-Avg	FG-FGA	Pct	3FG-A	Pct	FT-FTA	Pct	O-D-Reb.-Avg	PF-FO	Ast	TO	Blk	Stl	Pts-Avg
2005-06	28-27	597-21.3	81-141	.574	0-0	.000	28-70	.400	58-76-134-4.8	80-3	12	51	43	17	190-6.8
2006-07	32-29	830-25.9	147-243	.605	0-0	.000	67-152	.441	87-125-212-6.6	92-3	36	73	55	15	361-11.3
2007-08	10-10	273-27.3	59-82	.720	0-0	.000	20-47	.426	27-42-69-6.9	26-0	8	21	13	8	138-13.8
2008-09	36-35	1071-29.8	188-345	.545	0-0	.000	86-182	.473	133-214-347-9.6	104-0	34	82	44	24	462-12.8
Totals	106-101	2771-26.1	475-811	.586	0-0	.000	201-451	.446	305-457-762-7.2	302-6	90	227	155	64	1151-10.9

**27. Lance Weems • Guard, 6-3, 195, Ashland, Ala. (Clay County)**

Year	GP-GS	Min-Avg	FG-FGA	Pct	3FG-A	Pct	FT-FTA	Pct	O-D-Reb.-Avg	PF-FO	Ast	TO	Blk	Stl	Pts-Avg
1992-93	26-0	222-8.5	16-45	.356	9-26	.346	3-4	.750	9-16-25-1.0	27-0	26	23	0	8	44-1.7
1993-94	24-17	684-28.5	82-208	.394	45-126	.357	40-46	.870	15-45-60-2.5	52-1	67	20	0	8	249-10.4
1994-95	29-22	825-28.4	127-292	.435	78-195	.400	50-64	.781	25-72-97-3.3	67-1	70	77	1	32	382-13.2
1995-96	32-32	971-30.3	149-370	.403	108-279	.387	24-34	.706	40-76-116-3.6	70-0	55	19	0	11	430-13.4
Totals	111-71	2702-24.3	374-915	.409	240-626	.383	117-148	.791	89-209-298-2.7	216-2	218	139	1	59	1105-10.0

**28. Bryant Smith • Forward, 6-5, 195, Huntsville, Ala. (Butler)**

Year	GP-GS	Min-Avg	FG-FGA	Pct	3FG-A	Pct	FT-FTA	Pct	O-D-Reb.-Avg	PF-FO	Ast	TO	Blk	Stl	Pts-Avg
1995-96	29-3	329-11.3	34-79	.430	19-40	.475	16-28	.571	29-29-58-2.0	24-1	12	3	2	6	103-3.6
1996-97	31-18	823-26.5	83-206	.403	37-126	.294	47-69	.681	64-67-131-4.2	56-2	33	44	1	53	250-8.1
1997-98	28-23	915-32.7	130-257	.506	12-57	.211	99-149	.664	91-91-182-6.5	58-0	64	51	10	67	371-13.3
1998-99	33-33	948-28.7	134-295	.454	19-70	.271	76-125	.608	112-91-203-6.2	57-0	43	49	2	53	363-11.0
Totals	121-77	3015-24.9	381-837	.455	87-293	.297	238-371	.642	296-278-574-4.7	195-3	152	147	15	179	1087-9.0





1,000-Point Club

29. Bubba Price • Guard, 6-3, 175, Birmingham, Ala. (Carver)


Year	GP-GS	Min-Avg	FG-FGA	Pct	3FG-A	Pct	FT-FTA	Pct	O-D-Reb.-Avg	PF-FO	Ast	TO	Blk	Stl	Pts-Avg
1976-77	25-2		50-113	.442	--	--	20-35	.571	32-1.3	46-2	23	--	--	--	120-4.8
1977-78	26-14		81-181	.448	--	--	29-49	.592	57-2.2	83-5	109	--	--	--	191-7.3
1978-79	29-29	1102-38.0	181-390	.464	--	--	97-123	.789	99-3.4	93-5	120	--	--	--	459-15.8
1979-80	28-28	759-27.1	123-267	.461	--	--	59-83	.711	72-2.6	64-3	72	--	--	--	305-10.9
Totals	108-73	1861	435-951	.457	--	--	205-290	.707	260-2.4	286-15	324	--	--	--	1075-10.0

**30. Derrick Dennison • Forward/Guard, 6-3, 190, Atlanta, Ga. (Douglass)**

Year	GP-GS	Min-Avg	FG-FGA	Pct	3FG-A	Pct	FT-FTA	Pct	O-D-Reb.-Avg	PF-FO	Ast	TO	Blk	Stl	Pts-Avg
1986-87	18-0	90-5.0	17-28	.607	6-10	.600	4-4	1.000	1-9-10-0.6	11-0	11	14	3	1	44-2.4
1987-88	30-17	565-18.8	78-158	.494	16-45	.356	25-35	.714	28-50-78-2.6	62-1	35	47	10	25	197-6.6
1988-89	28-25	846-30.2	138-313	.441	26-84	.310	47-66	.712	25-92-117-4.2	82-3	119	108	15	44	349-12.5
1989-90	30-25	875-29.2	182-392	.464	27-79	.342	89-117	.761	40-91-131-4.4	94-2	73	107	11	54	480-16.0
Totals	106-67	2376-22.4	415-891	.466	75-218	.344	165-222	.743	94-242-336-3.2	249-6	238	276	39	124	1070-10.1

**31. Pat Burke • Center, 6-11, 250, Cape Coral, Fla. (Mariner)**

Year	GP-GS	Min-Avg	FG-FGA	Pct	3FG-A	Pct	FT-FTA	Pct	O-D-Reb.-Avg	PF-FO	Ast	TO	Blk	Stl	Pts-Avg
1993-94	28-5	390-13.9	48-100	.480	0-1	.000	16-32	.500	26-56-82-2.9	55-4	14	18	8	2	112-4.0
1994-95	29-14	640-22.1	107-201	.532	3-9	.333	43-67	.642	51-88-139-4.8	53-0	29	53	29	27	260-9.0
1995-96	32-31	898-28.1	138-287	.481	13-54	.241	63-97	.649	100-178-278-8.7	86-3	28	39	11	8	352-11.0
1996-97	31-25	794-25.6	128-270	.474	4-26	.154	80-124	.645	79-137-216-7.0	76-1	88	88	33	28	340-11.0
Totals	120-75	2722-22.7	421-858	.491	20-90	.222	202-320	.631	256-459-715-6.0	270-8	159	198	81	65	1064-8.9

**32. Marco Killingsworth • Forward, 6-7, 235, Montgomery, Ala. (Central Park Christian Academy)**


Year	GP-GS	Min-Avg	FG-FGA	Pct	3FG-A	Pct	FT-FTA	Pct	O-D-Reb.-Avg	PF-FO	Ast	TO	Blk	Stl	Pts-Avg
2001-02	28-14	549-19.6	90-170	.529	1-5	.200	38-73	.521	47-70-117-4.2	81-4	24	49	11	8	219-7.8
2002-03	34-33	975-28.7	170-309	.550	13-36	.361	98-143	.685	81-138-219-6.4	97-4	33	98	10	18	451-13.3
2003-04	27-25	753-27.9	145-247	.587	4-10	.400	77-120	.642	86-101-187-6.9	74-1	28	68	16	21	371-13.7
Totals	89-72	2277-25.6	405-726	.558	18-51	.353	213-336	.634	214-309-523-5.9	252-9	85	215	37	47	1041-11.7

**33. Franklin Williams • Forward, 6-6, 215, Headland, Ala. (Headland)**

Year	GP-GS	Min-Avg	FG-FGA	Pct	3FG-A	Pct	FT-FTA	Pct	O-D-Reb.-Avg	PF-FO	Ast	TO	Blk	Stl	Pts-Avg
1994-95	29-19	681-23.5	75-142	.528	9-27	.333	66-89	.742	38-89-127-4.4	86-4	33	62	4	16	225-7.8
1995-96	32-27	874-27.3	115-17	.530	32-68	.471	71-106	.670	50-104-154-4.8	70-1	35	29	0	6	333-10.4
1996-97	31-21	731-23.6	80-179	.447	33-86	.384	53-77	.688	58-73-131-4.2	61-1	25	57	3	21	246-7.9
1997-98	30-22	758-25.3	73-182	.401	31-91	.341	46-74	.622	43-68-111-3.8	71-2	35	71	6	21	223-7.4
Totals	122-89	3044-24.9	343-720	.476	105-272	.386	236-346	.682	189-334-523-4.3	288-8	128	219	13	64	1027-8.4

**34. Bill Alexander • Center, 6-6, 215, Cherokee, Ala. (Cherokee Vocational)**

Year	GP-GS	Min-Avg	FG-FGA	Pct	3FG-A	Pct	FT-FTA	Pct	O-D-Reb.-Avg	PF-FO	Ast	TO	Blk	Stl	Pts-Avg
1967-68	25		125-257	.486	--	--	85-143	.594	186-7.4	84	26	--	--	--	335-13.4
1968-69	25		126-238	.529	--	--	85-132	.644	184-7.4	91	22	--	--	--	337-13.4
1969-70	26		141-271	.520	--	--	72-134	.537	316-12.1	78	19	--	--	--	354-13.6
Totals	76		392-766	.511	--	--	242-409	.591	686-8.9	253	67	--	--	--	1026-13.4

**35. Earl Banks • Forward, 6-7, 220, Birmingham, Ala. (Holy Family)**

Year	GP-GS	Min-Avg	FG-FGA	Pct	3FG-A	Pct	FT-FTA	Pct	O-D-Reb.-Avg	PF-FO	Ast	TO	Blk	Stl	Pts-Avg
1977-78	27-7		64-138	.464	--	--	36-54	.667	173-6.4	98-11	4	--	--	--	164-6.1
1978-79	29-23	812-28.0	141-284	.496	--	--	35-56	.625	205-7.1	105-7	11	--	--	--	317-10.9
1979-80	28-25	558-19.9	86-173	.497	--	--	31-55	.564	164-5.9	90-3	13	--	--	--	203-7.3
1980-81	27-25	763-30.5	140-248	.565	--	--	40-69	.580	188-7.0	95-4	17	--	--	--	320-11.9
Totals	111-80	2133	431-843	.511	--	--	142-234	.607	730-6.6	388-25	45	--	--	--	1004-9.0





Statistical Trends

	G	FG-FGA	PCT.	FT-FTA	PCT.	REB-AVG.	PF-FO	A	TO	PTS	AVG.
1949-50											
Auburn	23	533-1536	.346	371-547	.677		409-na			1437	62.4
Opponents	23	475-1605	.296	311-513	.606		438-na			1261	54.8
1950-51											
Auburn	21	539-1746	.309	353-525	.672	927-42.1				1431	65.0
Opponents	21	558-na		343-547	.626					1460	66.3
1951-52											
Auburn	25	616-1992	.309	372-587	.634	1212-48.5				1604	64.1
Opponents	25	553-na		388-624	.622					1491	59.6
1952-53											
Auburn	21	532-1571	.345	420-667	.629	1042-49.6	490-na			1484	70.7
Opponents	21	440-na		466-759	.614		437-na			1361	64.9
1953-54											
Auburn	24	622-1785	.348	532-787	.675	1045-43.0	596-na			1776	72.0
Opponents	24									1644	68.5
1954-55											
Auburn	20	561-1371	.396	455-660	.689	829-41.5	368-na			1577	78.9
Opponents	20									1552	77.6
1955-56											
Auburn	21	586-1447	.405	469-681	.689	989-47.1	426-na			1641	78.1
Opponents	21	566-na		464-698	.663		407-na			1596	76.0
1956-57											
Auburn	21	590-1386	.426	479-648	.739	1028-49.0	400-na			1659	79.0
Opponents	21									1506	71.7
1957-58											
Auburn	22	605-1478	.409	376-535	.703	1161-52.8	379-na			1586	72.1
Opponents	22	551-1614	.341	331-508	.653	991-45.0	398-na			1433	65.1
1958-59											
Auburn	22	593-1216	.487	514/707	.727	1004-45.6	385-na			1700	77.3
Opponents	22	494-1429	.346	330/492	.668	828-37.2	404-na			1318	59.9
1959-60											
Auburn	22	532-1022	.521	424-549	.772	802-36.5	307-na			1488	67.6
Opponents	22	490-1230	.397	298-423	.704	678-30.8	399-na			1278	58.1
1960-61											
Auburn	22	500-1018	.491	407-544	.748	791-33.0	334-na			1407	62.1
Opponents	22	483-1217	.397	312-441	.707	734-30.6	387-na			1278	58.1
1961-62											
Auburn	24	542-1190	.456	415-573	.724	954-39.8	350-na			1499	62.5
Opponents	24	487-1354	.353	280-410	.683	749-31.2	436-na			1254	52.3
1962-63											
Auburn	22	601-1191	.504	356-501	.710	911-41.4	369-na			1558	70.8
Opponents	22									1312	59.6
1963-64											
Auburn	23	629-1348	.467	384-558	.688	1028-44.7	466-26			1642	71.3
Opponents	23	593-1431	.414	417-614	.687	899-39.1	445-20			1603	69.7
1964-65											
Auburn	25	699-1488	.469	479-645	.743	1111-44.4	553-na			1877	75.1
Opponents	25	599-1441	.415	489-719	.621	916-36.6	481-na			1685	67.4
1965-66											
Auburn	26	749-1606	.465	476-601	.792	1085-41.7	545-na	325		1974	75.9
Opponents	26	695-1618	.428	494-701	.704	1027-39.5	465-na	224		1884	72.4
1966-67											
Auburn	25	651-1322	.492	478-657	.727	1001-40.0	493-na	304		1780	71.2
Opponents	25	598-1446	.413	468-655	.711	884-35.4	491-na	178		1664	66.5
1967-68											
Auburn	26	649-1370	.473	454-661	.686	983-37.8	497-na	404		1752	67.3
Opponents	26	653-1491	.437	453-610	.742	940-36.1	516-na	282		1759	67.7
1968-69											
Auburn	25	734-1461	.502	470-648	.725	989-39.5	421-na	428		1938	77.4
Opponents	25	730-1629	.448	382-517	.738	950-38.0	504-na	331		1842	73.6
1969-70											
Auburn	26	756/1703	.444	499/703	.711	1209/46.5	441/na	259		2011	77.3
Opponents	26	771/1782	.432	393/552	.711	1112/42.7	557/na	265		1935	74.4
1970-71											
Auburn	26	817-1766	.462	502-673	.745	1207-46.4	532-na	275		2136	82.1
Opponents	26	837-1842	.454	555-766	.724	1129-43.8	522-na	284		2229	85.7



Statistical Trends

	G	FG-FGA	PCT.	3FG-A	PCT.	FT-FTA	PCT.	REB-AVG.	PF-FO	A	TO	BLK	STL	PTS	AVG.
1971-72															
Auburn	26	772-1633	.473			485-672	.722	1114-42.8	532-na	282				2029	78.0
Opponents	26	789-1752	.450			523-720	.726	1092-42.1	495-na	328				2101	80.8
1972-73															
Auburn	26	741-1707	.434			370-569	.650	1157-44.5	518-26	314				1852	71.2
Opponents	26	866-1888	.459			327-483	.677	1186-45.6	564-21	404				2059	79.2
1973-74															
Auburn	26	824-1951	.422			395-559	.706	1269-48.7	581-29	290				2043	78.5
Opponents	26	869-1907	.456			446-609	.732	1159-44.5	549-17	346				2184	84.0
1974-75															
Auburn	26	870-1916	.454			385-532	.724	1292-49.7	557-20	319				2125	81.7
Opponents	26	829-1946	.426			377-551	.684	1109-42.7	529-21	340				2035	78.3
1975-76															
Auburn	26	862-1774	.486			391-558	.701	1156-44.5	543-18	349				2115	81.3
Opponents	26	819-1806	.453			373-514	.726	976-37.5	445-25	377				2011	77.3
1976-77															
Auburn	26	862-1792	.481			368-509	.723	1152-44.3	517-17	357				2092	80.5
Opponents	26	827-1780	.465			299-459	.651	949-36.5	506-18	448				1953	75.1
1977-78															
Auburn	27	887-1818	.488			441-582	.758	1113-41.2	608-33	402				2215	82.0
Opponents	27	889-1855	.479			442-638	.693	1024-37.9	555-17	437				2220	82.2
1978-79															
Auburn	29	842-1734	.486			377-530	.711	1014-35.0	588-27	381				2061	71.1
Opponents	29	838-1711	.490			425-599	.710	980-33.8	540-26	411				2101	72.4
1979-80															
Auburn	28	746-1570	.475			362-532	.680	940-33.6	605-17	375		44	142	1854	66.2
Opponents	28	716-1513	.473			446-645	.691	933-33.3	497-12	367				1878	67.1
1980-81															
Auburn	27	727-1505	.483			317-481	.659	912-33.8	592-19	338	392	47	145	1771	65.6
Opponents	27	650-1400	.464			473-660	.717	871-32.3	519-17	311				1773	65.7
1981-82															
Auburn	28	789-1553	.508			356-500	.712	937-33.5	589-24	413	425	100	151	1934	69.1
Opponents	28	712-1493	.477			436-630	.692	824-29.4	498-13	335	345	46	155	1860	66.4
1982-83															
Auburn	28	818-1641	.498			349-510	.684	1024-36.6	563-24	444	502	88	158	1985	70.9
Opponents	28	764-1630	.469			421-619	.680	917-32.8	520-20	368	408	82	213	1949	69.6
1983-84															
Auburn	31	908-1752	.518			442-649	.681	1145-36.9	531-15	481	532	85	216	2258	72.8
Opponents	31	847-1818	.481			357-512	.697	882-28.5	602-24	462	436	66	233	2105	67.9
1984-85															
Auburn	34	1016-20400	.498			358-556	.644	1301-38.3	554-13	464	479	118	224	2390	70.3
Opponents	34	938-2003	.468			342-530	.645	1061-31.2	580-15	361	408	54	217	2218	65.2
1985-86															
Auburn	33	977-1934	.505			425-567	.750	1156-35.0	489-8	526	439	94	191	2379	72.1
Opponents	33	953-2005	.475			288-411	.701	1021-30.9	529-8	466	396	45	198	2194	66.5
1986-87															
3-point line is 19'-9" this year through 2007-08; moved to 20'-9" in 2008-09															
Auburn	31	955-1927	.496	107-284	.475	460-632	.728	1228-39.6	553-18	501	398	114	210	2477	79.9
Opponents	31	883-1919	.460	168-431	.382	390-546	.714	992-32.0	531-12	378	438	79	227	2324	75.0
1987-88															
Auburn	30	884-1863	.475	148-416	.356	406-527	.770	1203-40.1	479-12	518	478	83	208	2322	77.4
Opponents	30	843-1877	.449	166-435	.382	308-481	.640	977-32.6	527-10	399	389	58	264	2160	72.0
1988-89															
Auburn	28	813-1749	.465	130-375	.347	370-564	.656	1138-40.6	554-21	452	513	83	203	2126	75.9
Opponents	28	838-1791	.468	138-352	.392	412-593	.695	1008-36.0	536-10	428	400	95	275	2226	79.5
1989-90															
Auburn	31	865-1863	.464	139-383	.363	541-776	.697	1171-37.8	675-23	430	525	74	258	2410	77.7
Opponents	31	900-1889	.476	150-402	.373	525-782	.671	1148-37.0	670-12	455	496	152	274	2475	79.8
1990-91															
Auburn	29	799-1791	.446	174-462	.377	412-626	.658	1083-37.3	635-23	425	516	90	212	2184	75.3
Opponents	29	811-1726	.470	116-336	.345	564-812	.695	1085-37.4	578-15	401	470	133	267	2302	79.4
1991-92															
Auburn	27	877-1715	.511	182-403	.452	401-612	.655	978-36.2	545-13	463	438	82	189	2337	86.6
Opponents	27	849-1744	.487	135-407	.332	468-675	.693	985-36.5	510-8	432	426	99	202	2301	85.2
1992-93															
Auburn	27	815-1627	.501	161-413	.390	380-540	.704	969-35.9	478-12	423	433	75	166	2171	80.4
Opponents	27	784-1696	.462	136-399	.341	353-508	.695	922-34.1	518-14	374	398	70	180	2057	76.2



Statistical Trends

	G	FG-FGA	PCT.	3FG-A	PCT.	FT-FTA	PCT.	REB-AVG.	PF-FO	A	TO	BLK	STL	PTS	AVG.
1993-94															
Auburn	28	854-1689	.506	182-479	.380	398-610	.652	1069-38.2	544-23	457	489	69	129	2288	81.7
Opponents	28	843-1830	.461	161-446	.361	419-611	.686	964-34.4	548-13	394	376	75	162	2266	80.9
1994-95															
Auburn	29	784-1662	.472	222-606	.366	440-615	.715	1049-35.2	513-14	493	495	70	216	2230	76.9
Opponents	29	794-1808	.439	214-622	.344	322-530	.608	1046-36.1	543-19	454	454	94	230	2124	73.2
1995-96															
Auburn	32	814-1868	.436	287-806	.356	463-686	.675	1188-37.1	536-10	482	551	88	251	2378	74.3
Opponents	32	853-1958	.436	195-581	.336	382-560	.682	1166-36.4	614-20	503	503	105	256	2283	71.3
1996-97															
Auburn	31	730-1759	.415	212-703	.302	384-596	.644	1150-37.1	569-13	387	506	103	245	2056	66.3
Opponents	31	718-1742	.412	159-470	.338	422-611	.691	1093-35.3	562-19	352	504	80	215	2017	65.1
1997-98															
Auburn	30	743-1766	.421	197-608	.324	385-596	.646	1183-39.4	560-20	372	492	152	215	2068	68.9
Opponents	30	698-1735	.402	201-579	.347	422-605	.698	1054-35.1	569-5	381	465	94	214	2019	67.3
1998-99															
Auburn	33	974-2245	.434	234-672	.348	498-766	.650	1452-44.0	628-10	461	425	112	327	2680	81.2
Opponents	33	714-1803	.396	188-577	.326	417-667	.625	1150-34.8	672-26	370	657	98	180	2033	61.6
1999-2000															
Auburn	34	874-2118	.413	227-695	.327	448-684	.655	1335-39.3	582-16	438	452	110	247	2423	71.3
Opponents	34	785-1915	.410	210-662	.317	408-596	.685	1205-35.4	648-13	390	556	113	189	2188	64.4
2000-01															
Auburn	32	917-2043	.449	198-642	.308	445-684	.651	1243-38.8	629-26	495	450	155	265	2477	77.4
Opponents	32	816-1930	.423	218-660	.330	488-714	.683	1217-38.0	646-17	489	526	99	219	2338	73.1
2001-02															
Auburn	28	659-1575	.418	163-517	.315	354-597	.593	1011-36.1	571-10	371	503	152	229	1835	65.5
Opponents	28	653-1624	.402	151-500	.302	408-599	.681	1055-37.7	542-10	349	473	74	239	1865	66.6
2002-03															
Auburn	34	879-1890	.465	198-573	.346	452-685	.660	1200-35.3	561-9	461	540	178	269	2408	70.8
Opponents	34	809-1939	.417	230-702	.328	387-571	.678	1131-33.3	661-17	422	539	101	269	2235	65.7
2003-04															
Auburn	28	700-1598	.438	185-543	.341	375-566	.663	1040-37.1	472-3	427	446	134	244	1960	70.0
Opponents	28	663-1529	.434	195-534	.365	315-474	.665	911-32.5	555-12	363	459	78	228	1836	65.6
2004-05															
Auburn	31	757-1794	.422	259-755	.343	418-576	.726	1027-33.1	624-26	402	449	60	228	2191	70.7
Opponents	31	837-1788	.468	227-636	.357	431-653	.660	1166-37.6	520-10	456	469	117	235	2332	75.2
2005-06															
Auburn	28	654-1509	.433	194-545	.356	334-529	.631	924-33.0	552-16	378	446	118	226	1836	65.6
Opponents	28	654-1480	.442	193-553	.349	395-585	.675	959-34.2	484-15	378	450	108	210	1896	67.7
2006-07															
Auburn	32	851-1876	.454	235-701	.335	403-639	.631	1164-36.4	613-26	532	526	130	270	2340	73.1
Opponents	32	827-1853	.446	253-678	.373	400-624	.641	1140-35.6	574-0	459	513	106	252	2307	72.1
2007-08															
Auburn	30	777-1698	.458	229-674	.340	358-535	.669	971-32.4	492-15	453	408	74	259	2141	71.4
Opponents	30	804-1672	.481	257-685	.375	318-469	.678	1004-33.5	502-10	452	453	109	174	2183	72.8
2008-09															
Auburn	36	928-2116	.439	278-832	.334	486-802	.606	1323-36.8	674-8	507	470	123	327	2620	72.8
Opponents	36	811-1992	.407	260-788	.330	472-721	.655	1326-36.8	661-13	415	586	102	236	2354	65.4
2009-10															
Auburn	32	850-1913	.444	271-819	.331	451-689	.655	1121-35.0	635-22	419	437	90	252	2422	75.7
Opponents	32	830-1818	.457	223-630	.354	490-687	.713	1137-35.5	586-?	428	484	118	212	2373	74.2
2010-11															
Auburn	31	675-1695	.398	148-465	.318	435-663	.656	1067-34.4	641-16	349	440	100	242	1933	62.4
Opponents	31	674-1583	.426	220-654	.336	483-714	.676	1095-35.3	586-24	414	477	146	216	2051	66.2
2011-12															
Auburn	31	696-1669	.417	156-517	.302	394-608	.648	1063-34.3	573-10	386	420	149	199	1942	62.6
Opponents	31	675-1651	.409	203-584	.348	430-627	.686	1093-35.3	548-11	382	440	120	221	1983	64.0
2012-13															
Auburn	32	726-1777	.409	183-589	.311	439-627	.700	1094-34.2	657-15	396	427	124	222	2074	64.8
Opponents	32	738-1717	.430	230-666	.345	495-738	.671	1126-35.2	588-6	431	430	117	211	2201	68.8
2013-14															
Auburn	30	723-1656	.437	172-554	.310	526-730	.721	1022-34.1	647-22	649	363	134	183	2144	71.5
Opponents	30	695-1615	.430	219-566	.387	546-787	.694	1053-35.1	613-0	417	381	108	174	2155	71.8
2014-15															
Auburn	35	760-1880	.404	252-727	.347	606-910	.666	1104-31.5	708-10	376	452	89	238	2378	67.9
Opponents	35	887-1892	.469	205-617	.332	544-779	.698	1297-37.1	760-21	451	513	153	235	2523	72.1
2015-16															
Auburn	31	724-1819	.398	272-799	.340	472-747	.632	1134-36.6	660-21	352	428	126	166	2192	70.7
Opponents	31	832-1877	.443	232-667	.348	525-752	.698	1269-40.9	656-15	441	403	122	190	2421	78.1
2016-17															
Auburn	32	861-1969	.437	289-789	.366	562-836	.672	1171-36.6	672-8	421	434	162	236	2573	80.4
Opponents	32	861-1972	.437	273-765	.357	551-765	.720	1248-39.0	725-22	435	482	94	197	2546	79.6



Single-Game Superlatives

MOST POINTS SCORED BY AUBURN

- 141 vs. Troy State (116), Dec. 11, 1991, at Auburn
- 121 vs. Alabama (78), Feb. 14, 1970, at Auburn
- 120 vs. South Alabama (67), Nov. 27, 1987, at Birmingham, Ala.
- 119 vs. Northwestern State (81), Nov. 27, 2015, at Auburn
- 117 vs. Coastal Carolina (72), Dec. 15, 2016, at Auburn
117 vs. VCU (72), Mar. 3, 1975, at Auburn
- 115 vs. LSU (67), Feb. 14, 1959, at Auburn
- 114 vs. Southeastern Louisiana (60), Nov. 13, 1998, at Auburn
- 113 vs. Troy State (86), Dec. 9, 1993, at Auburn
- 112 vs. Oklahoma St. (94), Dec. 10, 1977, at Huntington, W. Va.
- 111 vs. Jacksonville State (54), Dec. 2, 1958, at Auburn
- 110 vs. LSU (94), Feb. 24, 1975, at Auburn

FEWEST POINTS SCORED BY AUBURN SHOT-CLOCK ERA

- 35 vs. Vanderbilt (65), Jan. 7, 2012, at Nashville, Tenn.
35 vs. Tulsa (53), Nov. 24, 2014, at Las Vegas, Nev.
- 40 vs. South Florida (45), Jan. 20, 2011, at Auburn, Ala.
- 41 vs. Pittsburgh (78), Dec. 4, 2004, at Pittsburgh, Pa.
- 42 vs. Temple (68), Nov. 11, 1997, at Albuquerque, N.M.
- 42 vs. Arkansas (75), Feb. 11, 1997, at Fayetteville, Ark.
- 43 vs. Alabama (61), Feb. 26, 2013, at Tuscaloosa, Ala.
43 vs. Long Beach State (64), Dec. 23, 2012, at Honolulu, Hawaii
43 vs. Tennessee (35), Jan. 15, 1997, at Auburn, Ala.
- 44 vs. Texas Tech (46), Dec. 3, 2014, at Lubbock, Texas

FEWEST POINTS SCORED BY AUBURN ALL-TIME

- 3 vs. Columbus YMCA (74), Jan. 9, 1914, at Columbus, Ga.
- 4 vs. Talladega Athletic Club (31), Feb. 3, 1916, at Talladega, Ala.
- 6 vs. Georgia Tech (12), Feb. 23, 1914, at Auburn
- 7 vs. Mercer (31), Jan. 13, 1922, at Macon, Ga.
- 8 vs. Columbus YMCA (44), 1909-10 season, at Columbus, Ga.
- 9 vs. Bessemer Athletic Club (31), Feb. 5, 1913, at Bessemer, Ala.
9 vs. Birmingham Athletic Club (27), 1911-12 season
- 10 vs. Washington & Lee (34), 1919-20 season, Lexington, Va.
- 11 vs. Camp Benning (19), Jan. 17, 1921, at Columbus, Ga.
11 vs. Mississippi State (32), Jan. 23, 1915, at Starkville, Miss.
11 vs. Columbus YMCA (41), Feb. 14, 1914, at Auburn

MOST POINTS ALLOWED BY AUBURN

- 119 by Kentucky (Auburn 76), Feb. 10, 1975, at Lexington, Ky.
- 117 by Arkansas (Auburn 105), Jan. 15, 1994, at Auburn
- 116 by Troy State (Auburn 141), Dec. 11, 1991, at Auburn
- 115 by Kentucky (Auburn 78), Jan. 29, 1966, at Lexington, Ky.
- 114 by Kentucky (Auburn 95), Feb. 14, 2016, at Auburn
114 by Kentucky (Auburn 93), Mar. 2, 1991, at Lexington, Ky.
114 by Kentucky (Auburn 76), Feb. 1, 1971, at Lexington, Ky.
114 by Florida (Auburn 95), Feb. 14, 2017, at Auburn
- 111 by Northwestern St. (Auburn 92), Nov. 15, 2013 at Auburn, Ala.
- 110 by Arkansas (Auburn 92), Jan. 4, 1992, at Fayetteville, Ark.
110 by Kentucky (Auburn 75), Feb. 21, 2015, at Lexington, Ky.
- 109 by Kentucky (Auburn 79), Feb. 27, 1954, at Montgomery, Ala.

FEWEST POINTS ALLOWED BY AUBURN - SHOT-CLOCK ERA

- 32 by Tuskegee (Auburn 75), Dec. 17, 2008, at Auburn, Ala.
- 35 by Coppin State (Auburn 63), Dec. 13, 1999, at Auburn, Ala.
35 by Tennessee (Auburn 43), Jan. 15, 1997, at Auburn, Ala.
- 37 by Alabama (Auburn 49), Feb. 6, 2013, at Auburn, Ala.
37 by Arkansas (Auburn 52), Jan. 11, 2003, at Fayetteville, Ark.
- 38 by UNC-Asheville (Auburn 83), Dec. 20, 2001, at Auburn, Ala.
- 40 by South Florida (Auburn 52), Dec. 14, 2011, at Auburn, Ala.
40 by Alabama A&M (Auburn 82), Dec. 29, 2008, at Auburn, Ala.
40 by Alabama (Auburn 94), Jan. 18, 1998, at Auburn, Ala.
- 41 by Bethune-Cookman (Auburn 67), Jan. 2, 2012, at Auburn, Ala.
41 by Winthrop (Auburn 80), Mar. 11, 1999, at Indianapolis, Ind.

FEWEST POINTS ALLOWED BY AUBURN ALL-TIME

- 6 by Marion (Auburn 38), Feb. 5, 1916, at Marion
- 6 by Georgia Tech (Auburn 26), Feb. 17, 1906, at Atlanta, Ga.
- 7 by Vanderbilt (Auburn 27), Jan. 28, 1921, at Nashville, Tenn.
7 by Tulane (Auburn 27), Jan. 19, 1906, at Auburn
- 8 by West Point Athletic Club (Auburn 38), 1919-20 season
8 by Birmingham H.S. (Auburn 31), 1911-12 season
8 by Georgia Tech (Auburn 24), Feb. 4, 1909, at Atlanta, Ga.
- 9 by Camp Benning (Auburn 68), Jan. 25, 1919, at Auburn
9 by Augusta Athletic Assoc. (Auburn 37), Jan. 27, 1909, at Auburn
9 by Mercer (Auburn 48), 1906-07 season

Biggest Wins

Margin	Date	Team (Site)	AU-Opp.
79 pts.	1927-28 season	White's Business College	92-13
65 pts.	Jan. 17, 1914	Wetumpka Ath. Club (H)	82-17
59 pts.	Dec. 30, 1957	Howard College (H)	106-47
59 pts.	Jan. 25, 1919	Camp Benning	68-99
58 pts.	Dec. 3, 1963	Howard College (H)	102-44
57 pts.	Dec. 20, 1999	Puerto Rico-Mayaguez (A)	109-52
57 pts.	Dec. 2, 1958	Jacksonville State (H)	111-54
56 pts.	Feb. 15, 1906	Mercer	64-8
56 pts.	Nov. 21, 1999	Arkansas-Pine Bluff (H)	100-44
55 pts.	Jan. 2, 2000	Stony Brook (H)	100-45

Margin	Date	Team (Site)	AU-Opp.
54 pts.	Jan. 18, 1998	Alabama (H)	94-40
54 pts.	Nov. 13, 1998	Southeastern Louisiana (H)	114-60
53 pts.	Dec. 29, 1998	Bethune-Cookman (H)	99-46
53 pts.	Nov. 27, 1987	South Alabama (BHAM)	120-67
50 pts.	Dec. 16, 1976	VCU (A)	109-59
49 pts.	Nov. 29, 2003	Grambling State (HUNTS)	105-56
49 pts.	Dec. 3, 1957	Jacksonville State (H)	89-50
49 pts.	Jan. 29, 1928	Tennessee (H)	63-14
49 pts.	Jan. 11, 1919	Montgomery YMCA	59-10

Biggest Losses

Margin	Date	Team (Site)	AU-Opp.
80 pts.	Jan. 10, 1913	Georgia (A)	12-92
72 pts.	Jan. 19, 1917	Georgia	18-90
71 pts.	Jan. 9, 1914	Columbus YMCA (A)	3-74
67 pts.	Feb. 7, 1916	Georgia (A)	14-81
66 pts.	Feb. 28, 1947	Kentucky (LOU*)	18-84
64 pts.	Jan. 16, 1914	Georgia (A)	16-80
50 pts.	Jan. 10, 1914	Atlanta Ath. Club (A)	20-70
48 pts.	Dec. 30, 1953	Vanderbilt (A)	48-96
47 pts.	Feb. 21, 1914	Mercer (A)	13-60

Margin	Date	Team (Site)	AU-Opp.
46 pts.	Jan. 10, 1913	Georgia (H)	21-67
45 pts.	Jan. 19, 1974	Vanderbilt (A)	51-96
45 pts.	Feb. 28, 1946	Kentucky (LOU*)	24-69
44 pts.	Jan. 5, 1951	Kentucky (A)	35-79
43 pts.	Feb. 10, 1975	Kentucky (A)	76-119
43 pts.	Dec. 18, 1972	Dayton (A)	63-106
42 pts.	Mar. 7, 1997	Kentucky (MEM*)	50-92
41 pts.	Mar. 2, 2005	Alabama (A)	53-94

*SEC Tournament: Louisville, Ky.; Memphis, Tenn.



BEARD-EAVES-MEMORIAL COLISEUM ATTENDANCE (1969-2010)

Beard-Eaves-Memorial Coliseum Year-by-Year Records					
Season	Games	Attendance	Avg.	Record	Pct.
1968-69	10	71,078	7,107	8-2	.800
1969-70	11	62,296	5,663	5-6	.455
1970-71	11	44,881	4,080	7-4	.636
1971-72	12	49,395	4,116	6-6	.500
1972-73	12	45,184	3,765	5-7	.417
1973-74	12	64,300	5,358	6-6	.500
1974-75	12	98,965	8,247	12-0	1.000
1975-76	11	97,024	8,820	9-2	.818
1976-77	12	83,254	6,938	6-6	.500
1977-78	12	78,241	6,520	8-4	.667
1978-79	11	66,074	6,007	4-7	.364
1979-80	10	68,534	6,853	5-5	.500
1980-81	13	68,601	5,277	6-7	.462
1981-82	13	69,647	5,357	11-2	.846
1982-83	13	86,098	6,623	10-3	.769
1983-84	11	73,392	6,672	9-2	.818
1984-85	14	84,926	6,066	10-4	.714
1985-86	11	79,585	7,235	10-1	.909
1986-87	14	95,541	6,824	11-3	.786
1987-88	13	92,265	7,097	10-3	.769
1988-89	14	80,658	5,761	7-7	.500
1989-90	11	96,339	8,758	7-4	.636
1990-91	14	95,744	6,839	7-7	.500
1991-92	12	90,202	7,517	8-4	.667
1992-93	12	100,291	8,358	9-3	.750
1993-94	15	83,682	5,579	7-8	.467
1994-95	13	82,446	6,342	9-4	.692
1995-96	14	96,206	6,872	9-5	.643
1996-97	15	87,323	5,822	11-4	.733
1997-98	15	91,509	6,100	12-3	.800
1998-99	15	123,881	8,259	15-0	1.000
1999-2000	15	157,500 (c)	10,500 (c)	14-1	.933
2000-01	18	173,249	10,191	12-5	.706
2001-02	16	151,200	9,450	11-5	.688
2002-03	17	120,994	7,117	13-4	.765
2003-04	17	114,726	6,749	12-5	.706
2004-05	15	68,880	4,592	8-7	.533
2005-06	16	73,465	4,592	11-5	.688
2006-07	20	106,198	5,310	15-5	.750
2007-08	15	80,882	5,392	8-7	.533
2008-09	22	112,374	5,108	18-4	.818
2009-10	17	106,867	6,286	12-5	.706
42 seasons	575	3,773,897	6,563	393-182	.683

Single-Game Attendance Highs				
	Attendance	Opponent	Date	AU-Opp.
1.	12,620	Alabama	3/3/93	78-70
2.	12,612	Alabama	1/10/76	62-63
3.	12,604	Alabama	1/3/91	56-68
4.	12,599	Kentucky	2/10/88	62-69
5.	12,583	UNLV	2/1/87	85-104
6.	12,579	Alabama	2/28/90	65-80
7.	12,578	Alabama	1/27/88	84-74
8.	12,571	Alabama	1/28/89	64-67
	12,571	Kentucky	1/9/78	71-101
10.	12,542	Alabama	1/5/83	91-80
11.	12,534	Alabama	1/18/92	81-63
12.	12,531	Alabama	1/3/77	71-74
13.	12,507	Kentucky	2/8/92	67-85
14.	12,506	Alabama	3/8/75	76-70
15.	12,494	Vanderbilt	1/18/75	93-89
16.	12,468	LSU	2/16/70	64-70

Capacity Crowds since 1994-95*				
1.	10,108	Arkansas (#4)	1-14-95	104-90
2.	10,108	Alabama (#18)	2-18-95	73-86
3.	10,108	Georgia (#17)	1-13-96	89-86
4.	10,108	Mississippi State	2-4-96 (ot)	75-78
5.	10,108	Alabama	2-14-96	72-75
6.	10,108	Kentucky (#1)	2-27-96	73-88
7.	10,108	Alabama	1-18-98	94-40
8.	10,500	Tennessee	1-2-99	90-62
9.	10,500	Arkansas (#18)	1-6-99	83-66
10.	10,500	Florida	1-16-99	88-69
11.	10,500	Mississippi State	1-27-99	64-54
12.	10,500	LSU	2-6-99	80-54
13.	10,500	Alabama	2-13-99	102-61
14.	10,500	Vanderbilt	2-17-99	81-63
15-29.	10,500	1999-2000 season		14-1 overall
30-45.	10,500	2000-01 season (all but NIT game)		11-5
46.	10,500	Alabama (#14)	1-12-02	59-56
47.	10,500	Kentucky (#8)	1-22-02	62-69
48.	10,500	Alabama (#9)	1-18-03	77-68
49.	10,500	Kentucky (#9)	2-21-04	59-68
50.	10,500	Alabama	2-24-04	71-72
51.	10,500	Alabama	1-11-06	52-56
52.	10,500	Alabama (#12)	1-23-07	81-57
53.	11,700	Florida (#1)	1-27-07	66-91
54.	10,500	Alabama	2-24-08	88-76
55.	11,007	LSU (#11)	3-7-09	69-53
56.	11,669	Kentucky (#2)	1-16-10	67-72
57.	10,775	Alabama	1-30-10	58-57

* Capacity reduced 12,500 to 10,108; increased to 10,500 in 1998-99



AUBURN ARENA ATTENDANCE (Nov. 2010-2017)

Auburn Arena Year-by-Year Records					
Season	Games	Attendance	Avg.	Record	Pct.
2010-11	20	126,483	6,324	9-11	.450
2011-12	17	110,534	6,502	14-3	.824
2012-13	17	106,375	6,257	7-10	.412
2013-14	18	104,815	5,823	12-6	.667
2014-15	17	133,033	7,825	9-8	.529
2015-16	15	123,244	8,216	8-7	.533
2016-17	15	117,490	7,833	10-5	.667
7 seasons	119	821,974	6,907	69-50	.580

Capacity Crowds in Auburn Arena		
1.	9,121	UNC Asheville 11-12-10 69-70
2.	9,121	Alabama 1-22-11 58-68
3.	9,121	Mississippi State 2-12-11 65-62
4.	9,121	Kentucky (#2) 1-11-12 53-68
5.	9,121	Kentucky 1-19-13 53-75
6.	9,121	South Carolina 1-16-15 71-68
7.	9,121	Ole Miss 2-7-15 79-86
8.	9,121	Alabama 2-17-15 68-79
9.	9,121	Georgia 3-7-15 61-64
10.	9,121	UAB 11-13-15 75-74
11.	9,121	Kentucky (#13) 1-16-16 75-70
12.	9,121	Alabama 1-19-16 83-77
13.	9,121	Georgia 12-29-16 84-96
14.	9,121	Ole Miss 1-7-17 85-88
15.	9,121	Alabama 1-21-17 84-64



Year-by-Year Scores

1905-06 Won 5, Lost 1, Tied 1
 COACH: Mike Donahue
 CAPTAIN: Frank Jones

	AU	Opp.
Jan. 19 Tulane (H)	27	7
Feb. 7 Montgomery YMCA (H)	29	12
Feb. 7 Columbus YMCA (H)	16	18
Feb. 15 Mercer (H)	64	8
Feb. 16 Atlanta Athletic Club (A)	28	17
Feb. 17 Georgia Tech (A)	26	6
Mar. 16 Birmingham Athletic Club (A)	14	14

1906-07 Won 4, Lost 2
 COACH: Mike Donahue
 CAPTAIN: C.W. Woodruff

	AU	Opp.
Jan. 19 Tulane (H)	35	15
Mercer	48	9
Feb. 14 Columbus YMCA (ot) (H)	29	27
Feb. 16 Birmingham Athletic Club (A)	23	29
Feb. 26 Columbus YMCA (A)	16	11
Birmingham Athletic Club	20	21

1907-08 Won 6, Lost 5
 COACH: Mike Donahue
 CAPTAIN: R.Y. Ware

	AU	Opp.
Feb. 5 Montgomery YMCA (A)	25	18
Columbus YMCA (A)	32	37
Feb. 8 Birmingham Athletic Club (H)	26	14
Feb. 15 Birmingham Athletic Club (A)	21	25
Feb. 16 Bessemer Athletic Club (A)	34	13
Wetumpka Athletic Club (H)	47	11
Montgomery YMCA	21	27
Wake Forest	38	13
Feb. 22 Montgomery YMCA (H)	27	31
Mar. 2 Columbus YMCA (H)	19	33
Georgia (NI)	34	20

(NI) Columbus, Ga.

1908-09 Won 4, Lost 3
 COACH: Mike Donahue
 CAPTAIN: T.C. Locke

	AU	Opp.
Jan. 8 Georgia (A)	37	48
Jan. 8 Columbus YMCA (H)	14	41
Jan. 16 Bessemer Athletic Club (H)	14	17
Jan. 18 Tulane (H)	29	15
Jan. 27 Augusta Athletic Assoc. (H)	37	9
Feb. 4 Georgia Tech (A)	24	8
Mercer (A)	26	23

1909-10 Won 11, Lost 6
 COACH: Mike Donahue
 CAPTAIN: S. Gordy

	AU	Opp.
Wetumpka Athletic Club (H)	56	12
Columbus YMCA (A)	8	44
Mercer (A)	38	20
Georgia (A)	35	40
Atlanta Athletic Club (A)	23	44
Mercer (H)	56	19
Bessemer Athletic Club (H)	26	18
Birmingham Athletic Club (A)	31	33
Bessemer Athletic Club (A)	23	10
Birmingham YMCA (A)	12	23
Birmingham H.S. (H)	29	16
Georgia (H)	56	21
Birmingham Ath. Club (H)	31	19
Montgomery YMCA (H)	24	16
Columbus YMCA (H)	16	42
Montgomery YMCA (A)	26	17
Birmingham Ath. Club (A)	26	19

1910-11 Won 3, Lost 5
 COACH: Mike Donahue
 CAPTAIN: L.A. Scarbrough

	AU	Opp.
Columbus YMCA	33	45
Georgia (A)	24	26
Birmingham Athletic Club	19	53
Bessemer Athletic Club	28	24
Birmingham H.S.	21	28

Birmingham YMCA 27 30
 Feb. 11 Texas (H) 45 27
 Nashville Athletic Club 36 34

1911-12 Won 2, Lost 6
 COACH: Mike Donahue
 CAPTAIN: E.A. Major

	AU	Opp.
Columbus YMCA	12	19
Atlanta Athletic Club	22	60
Georgia (A)	19	40
Birmingham Athletic Club	26	35
Birmingham H.S.	31	8
Birmingham Athletic Club	9	27
Bessemer Athletic Club	19	20
Feb. 10 LSU (H)	38	15

1912-13 Won 6, Lost 9
 COACH: Mike Donahue

	AU	Opp.
Jan. 10 Georgia (A)	12	92
Jan. 11 Atlanta Athletic Club (A)	30	62
Jan. 18 Mercer (H)	33	31
Jan. 23 Cumberland (H)	19	35
Jan. 24 Selma YMCA (A)	29	15
Jan. 25 Marion (A)	26	15
Feb. 5 Bessemer Athletic Club (A)	9	31
Feb. 6 Birmingham Athletic Club (A)	12	35
Feb. 7 Birmingham High School (A)	24	34
Feb. 8 Montgomery YMCA (H)	39	23
Feb. 12 Georgia Tech (A)	36	27
Columbus YMCA (H)	13	77
Feb. 22 Georgia Tech (H)	23	19
Mar. 1 Mercer (A)	19	36
Mar. 1 Georgia (H)	21	67

1913-14 Won 3, Lost 10
 COACH: Mike Donahue
 CAPTAIN: E.E. Clements

	AU	Opp.
Jan. 9 Columbus YMCA (A)	3	74
Jan. 10 Atlanta Athletic Club (A)	20	70
Jan. 16 Georgia (A)	16	80
Jan. 17 Wetumpka Ath. Club (H)	82	17
Jan. 23 Birmingham Athletic Club (H)	19	42
Jan. 24 Montgomery YMCA (H)	24	20
Jan. 30 Bessemer Athletic Club (A)	27	68
Jan. 31 Mercer (H)	25	23
Feb. 14 Columbus YMCA (H)	11	41
Feb. 20 Georgia Tech (A)	12	50
Feb. 21 Mercer (A)	13	60
Feb. 23 Georgia Tech (H)	6	21
Feb. 28 Georgia (H)	15	46

1914-15 Won 3, Lost 5
 COACH: Mike Donahue
 CAPTAIN: E.E. Clements

	AU	Opp.
Jan. 18 Atlanta Athletic Club (A)	29	43
Jan. 22 Mississippi State (A)	16	44
Jan. 23 Mississippi State (A)	11	32
Jan. 30 Atlanta Athletic Club (A)	18	76
Feb. 22 Mississippi State (H)	19	18
Feb. 23 Mississippi State (H)	21	17
Feb. 26 Mobile YMCA (H)	29	22
Feb. 27 Columbus YMCA (A)	29	51

1915-16 Won 3, Lost 5
 COACH: Mike Donahue
 CAPTAIN: W.C. Payne

	AU	Opp.
Jan. 21 Marion (H)	24	27
Jan. 21 Montgomery YMCA (H)	16	29
Feb. 3 Talladega Athletic Club (A)	4	31
Feb. 5 Marion (A)	18	6
Feb. 7 Georgia (A)	14	81
Feb. 8 Georgia (H)	18	45
Feb. 10 LSU (H)	24	23
Feb. 10 Montgomery YMCA (H)	58	18

1916-17 Won 2, Lost 2
 COACH: Mike Donahue
 CAPTAIN: M.H. Floyd

	AU	Opp.
Jan. 19 Georgia (A)	18	90
Jan. 26 Marion (H)	38	18
Jan. 31 Montgomery YMCA	43	25
Feb. 13 LSU (H)	13	37

1917-18 Won 2, Lost 3
 COACH: Mike Donahue
 CAPTAIN: M.H. Floyd

	AU	Opp.
Birmingham College	27	24
Jan. 18 LSU (A)	31	43
Jan. 19 LSU (A)	27	34
Jan. 20 Birmingham Athletic Club (H)	19	27
Birmingham College	19	11

1918-19 Won 4, Lost 3
 COACH: Mike Donahue

	AU	Opp.
Jan. 11 Montgomery YMCA (H)	59	10
Jan. 14 Georgia (A)	25	20
Jan. 18 Atlanta Athletic Club (A)	23	40
Jan. 25 Camp Benning (H)	68	9
Jan. 29 Georgia (H)	35	22
Feb. 15 Atlanta Athletic Club	26	36
Feb. 12 Birmingham Athletic Club	22	38

1919-20 Won 11, Lost 7
 COACH: Mike Donahue
 CAPTAIN: Jimmy Wade

	AU	Opp.
West Point Athletic Club (A)	38	8
Montgomery YMCA (H)	55	19
Georgia (A)	16	31
Jan. 22 Georgia Tech (A)	29	24
Birmingham Ath. Club (H)	27	21
Atlanta Athletic Club (A)	19	57
Clemson (A)	60	12
Charlotte YMCA (A)	30	36
VMI (A)	19	45
Washington & Lee (A)	10	34
Virginia (A)	27	21
VPI (A)	20	26
Atlanta Athletic Club (H)	24	44
Feb. 13 LSU (H)	33	21
Georgia (H)	31	29
Montgomery YMCA (A)	38	19
Birmingham Ath. Club (A)	25	20
Mar. 9 Georgia Tech (H)	26	17

1920-21 Won 5, Lost 8
 COACH: Mike Donahue
 CAPTAIN: H.B. Barks

	AU	Opp.
Jan. 11 Mercer (ot) (H)	36	31
Jan. 12 Georgia (H)	22	31
Jan. 15 Atlanta Athletic Club (A)	17	42
Jan. 17 Camp Benning (A)	11	19
Jan. 22 Georgia Tech (A)	30	28
Jan. 28 Vanderbilt (A)	27	7
Jan. 29 Kentucky (A)	25	40
Jan. 31 Centre College (A)	24	42
Feb. 5 Georgia (A)	23	29
Feb. 12 Birmingham Athletic Club (A)	34	39
Feb. 22 Spring Hill (H)	41	32
Mar. 3 Clemson (NI)	45	25
Mar. 4 Georgia (NI)	24	32

(NI) Southern Conference Tournament, Atlanta, Ga.

1921-22 Won 5, Lost 8
 COACH: Wilbur Hutsell
 CAPTAIN: Joe Harrison

	AU	Opp.
Jan. 13 Mercer (A)	7	31
Jan. 14 Atlanta Athletic Club (A)	12	42
Jan. 21 Clemson (H)	32	19
Jan. 28 Georgia Tech (A)	17	35
Feb. 2 Mercer (H)	26	28
Feb. 4 Birmingham Ath. Club (A)	29	19



Year-by-Year Scores

Feb. 11	Georgia Tech	(H)	29	26
Feb. 14	Camp Benning	(H)	17	30
Feb. 18	Birmingham Ath. Club	(H)	34	21
Feb. 24	Newberry	(N1)	32	21
Feb. 27	North Carolina	(N1)	27	32
	Georgia	(A)	15	39
	Georgia	(H)	17	31

(N1) Southern Conference Tournament, Atlanta, Ga.

1922-23 Won 7, Lost 7
COACH: Wilbur Hutsell
CAPTAIN: Charlie Dudley

			AU	Opp.
	West Point Athletic Club		25	18
Jan. 12	Georgia Tech	(A)	17	35
	Montgomery YMCA		37	22
	Wofford		42	19
Jan. 29	Georgia	(A)	29	35
	Clemson	(A)	19	24
	Wofford		19	20
	Furman	(A)	22	43
	Birmingham Athletic Club		31	17
	Camp Benning		24	19
	Birmingham Athletic Club		19	42
	Georgia	(H)	45	16
Feb. 23	Georgia Tech	(H)	29	26
Feb. 27	Mercer	(N1)	24	45

(N1) Southern Conference Tournament, Atlanta, Ga.

1923-24 Won 4, Lost 9
COACH: Wilbur Hutsell

			AU	Opp.
Jan. 8	Columbus YMCA		36	19
Jan. 11	Georgia Tech	(A)	24	39
Jan. 12	Atlanta Athletic Club		22	31
Jan. 16	Camp Benning		42	18
Jan. 19	Birmingham Athletic Club		44	23
Jan. 25	Tulane	(A)	19	32
Jan. 26	Tulane	(A)	22	27
Jan. 30	Georgia	(H)	17	32
Feb. 5	Georgia	(A)	18	33
Feb. 9	Georgia Tech	(H)	18	33
Feb. 16	Birmingham Athletic Club (ot)		32	36
Feb. 29	Georgia Tech	(N1)	35	29
Mar. 1	Alabama	(N1)	19	40

(N1) Southern Conference Tournament, Atlanta, Ga.

1924-25 Won 3, Lost 11
COACH: Herb Bunker

			AU	Opp.
Dec. 18	Mercer	(A)	21	28
Dec. 19	Albany YMCA	(A)	21	28
Jan. 5	Tulane	(A)	18	33
Jan. 6	Tulane	(A)	31	45
Jan. 13	Camp Benning	(H)	27	36
Jan. 17	Georgia Tech	(H)	21	28
Jan. 28	Montgomery YMCA	(H)	34	12
Jan. 31	Mercer	(H)	27	38
Feb. 7	Georgia Tech	(A)	15	14
Feb. 10	Georgia	(A)	17	40
Feb. 12	Camp Benning	(A)	38	36
Feb. 14	Birmingham Athletic Club	(A)	25	35
Feb. 17	Georgia	(H)	21	37
Feb. 18	Virginia	(N1)	27	29

(N1) Southern Conference Tournament, Atlanta, Ga.

1925-26 Won 5, Lost 10
COACH: Mike Papke
CAPTAIN: Bill McKinney

			AU	Opp.
Dec. 6	Howard	(A)	32	16
	Birmingham-Southern	(A)	32	17
Jan. 9	Georgia Tech	(H)	32	28
Jan. 11	Howard	(H)	35	21
Jan. 23	Birmingham Athletic Club	(A)	27	44
Jan. 28	Mobile YMCA	(A)	17	19
Jan. 29	Tulane	(A)	30	33
Jan. 30	Tulane	(A)	31	52
Feb. 4	Georgia	(A)	28	49
Feb. 5	North Carolina State	(A)	36	43
Feb. 6	VMI	(A)	25	41
Feb. 8	Kentucky	(A)	26	35
Feb. 13	Birmingham Ath. Club	(H)	39	32

Feb. 19	Georgia Tech	(A)	18	28
Feb. 26	North Carolina State	(N1)	26	32

(N1) Southern Conference Tournament, Atlanta, Ga.

1926-27 Won 13, Lost 6
COACH: Mike Papke
CAPTAIN: Buck Ellis

			AU	Opp.
Jan. 5	Georgia Tech (ot)	(A)	20	22
Jan. 10	Mississippi State	(H)	31	34
Jan. 11	Mississippi State	(H)	27	24
Jan. 15	Florida	(H)	51	34
Jan. 28	Tulane	(A)	42	33
Jan. 29	Tulane	(A)	35	12
Jan. 30	Tulane	(H)	50	11
Feb. 1	Tulane	(H)	33	30
Feb. 3	Clemson	(H)	45	26
Feb. 4	Clemson	(H)	45	23
Feb. 5	Florida	(A)	40	28
Feb. 11	Sewanee	(H)	46	15
Feb. 12	Georgia Tech	(H)	42	24
Feb. 15	Tennessee	(A)	23	24
Feb. 16	Chattanooga	(A)	34	39
Feb. 17	Vanderbilt	(A)	35	39
Feb. 18	Sewanee	(A)	35	28
Feb. 25	Virginia Tech	(N1)	38	33
Feb. 26	North Carolina	(N1)	15	28

(N1) Southern Conference Tournament, Atlanta, Ga.

1927-28 Won 20, Lost 2
COACH: Mike Papke
CAPTAIN: Fob James Sr.
SOUTHERN CONFERENCE TOURNEY RUNNER-UP

			AU	Opp.
	Montgomery YMCA	(H)	38	12
	White's Business College	(H)	92	13
Jan. 7	Georgia Tech	(H)	56	29
	So. College (Fla.)	(H)	51	18
Jan. 13	Florida	(A)	39	23
Jan. 14	Florida	(A)	43	33
Jan. 18	Clemson	(H)	56	26
Jan. 19	Clemson	(H)	30	23
Jan. 27	Tulane	(A)	32	17
Jan. 28	Tulane	(A)	49	31
Jan. 29	Tennessee	(H)	63	14
Feb. 1	Vanderbilt	(H)	62	28
Feb. 3	Georgia	(H)	28	25
Feb. 9	Georgetown (Ky.)	(H)	41	25
Feb. 10	Ole Miss	(H)	42	43
Feb. 11	Ole Miss	(H)	58	38
Feb. 21	Florida	(H)	58	32

Feb. 22	Florida	(H)	50	28
Feb. 27	Clemson	(N1)	27	26
Feb. 28	Georgia Tech	(N1)	30	29
Mar. 1	Mississippi State	(N1)	42	34
Mar. 2	Ole Miss	(N1)	30	31

(N1) Southern Conference Tournament, Atlanta, Ga.


1928-29 Won 6, Lost 15
COACH: George Bohler
CAPTAIN: Frank DuBose

			AU	Opp.
	Camp Benning	(H)	40	38
	Birmingham Ath. Club	(H)	37	34
	Camp Benning	(A)	37	43
	LaGrange YMCA	(H)	29	32
	Birmingham Athletic Club	(A)	20	38
	So. College (Fla.)	(H)	33	29
Jan. 25	Florida	(A)	33	44
Jan. 26	Florida	(A)	39	32
Jan. 28	LSU	(H)	28	45
Jan. 29	LSU	(H)	28	65
Feb. 1	Clemson	(A)	20	46
Feb. 2	Georgia	(A)	31	39
Feb. 6	Georgia Tech	(A)	25	42
Feb. 8	Tulane	(H)	35	48
Feb. 9	Tulane	(H)	40	25
	Mercer	(A)	41	46
	Mercer	(A)	29	31
Feb. 16	Georgia Tech	(H)	41	46
Feb. 18	Florida	(H)	29	46
Feb. 19	Florida	(H)	51	26
Mar. 1	Georgia	(N1)	24	42

(N1) Southern Conference Tournament, Atlanta, Ga.

1929-30 Won 1, Lost 10
COACH: Hal Lee
CAPTAIN: Louie James

			AU	Opp.
Jan. 10	Clemson	(H)	31	39
Jan. 11	South Carolina	(H)	30	22
Jan. 25	Tennessee	(A)	18	33
Jan. 26	Vanderbilt	(H)	27	29
Jan. 29	Georgia	(H)	35	43
Feb. 7	LSU	(A)	27	44
Feb. 8	LSU	(A)	40	46
Feb. 11	Tulane	(A)	40	45
Feb. 12	Tulane	(A)	37	41
Feb. 18	Georgia Tech	(H)	34	47
Feb. 19	Georgia Tech	(A)	29	40



1928 SOUTHERN CONFERENCE TOURNAMENT RUNNER-UP

Front Row (l to r): Coach Mike Papke, Buck Ellis, Ebb James, Fob James, Jelly Aikin, Moon Mullins, Manager Square Salter. Back: Shorty Smith, Louis James, Frank DuBose.



Year-by-Year Scores

1930-31 Won 9, Lost 6
COACH: Sam McAllister
CAPTAIN: Ralph Jordan

		AU	Opp.
Jan. 6	South Carolina	(H) 39	21
Jan. 10	Clemson	(H) 44	20
Jan. 12	North Carolina State (ot)	(H) 30	28
Jan. 23	Georgia	(A) 27	30
Jan. 24	South Carolina	(A) 36	16
Jan. 26	Clemson	(A) 33	37
Jan. 28	Georgia Tech	(H) 33	37
Jan. 31	Vanderbilt	(H) 26	36
Feb. 6	Tulane	(H) 44	22
Feb. 7	Tulane	(H) 51	35
Feb. 14	Vanderbilt	(H) 42	25
Feb. 18	Camp Benning		54 13
Feb. 24	Georgia Tech	(A) 22	47
Feb. 27	Virginia	(N1) 33	26
Feb. 28	Georgia	(N1) 27	31

(N1) Southern Conference Tournament, Atlanta, Ga.

1931-32 Won 12, Lost 3
COACH: Sam McAllister
CAPTAIN: Jack Stewart

		AU	Opp.
Jan. 8	Birmingham Southern	(A) 41	23
Jan. 9	Vanderbilt	(A) 36	23
Jan. 12	Georgia Tech	(H) 25	22
Jan. 22	Florida	(A) 43	26
Jan. 23	Florida	(A) 28	21
Jan. 30	Vanderbilt	(H) 38	23
Feb. 5	Tulane	(A) 21	26
Feb. 6	Tulane	(A) 42	37
Feb. 8	LSU	(A) 48	34
Feb. 9	LSU	(A) 34	30
Feb. 13	Georgia Tech	(A) 28	36
Feb. 15	Georgia	(H) 26	24
Feb. 26	North Carolina State	(N1) 34	33
Feb. 27	LSU	(N1) 30	22
Feb. 28	North Carolina	(N1) 31	52

(N1) Southern Conference Tournament, Atlanta, Ga.

1932-33 Won 4, Lost 9 (4-7 SEC)
COACH: Sam McAllister
CAPTAIN: Slick Kaley

		AU	Opp.
Jan. 20	Birmingham Southern	(A) 33	50
Jan. 22	Vanderbilt	(A) 24	25
Jan. 24	LSU	(H) 25	26
Jan. 25	LSU	(H) 25	24
Feb. 3	Tulane	(H) 22	19
Feb. 4	Tulane	(H) 18	35
Feb. 9	Vanderbilt	(H) 20	21
Feb. 11	Georgia	(A) 21	22
Feb. 15	Georgia Tech	(H) 20	29
Feb. 17	Florida	(H) 32	30
Feb. 18	Florida	(H) 16	11
Feb. 20	Georgia Tech	(N1) 18	29
Feb. 24	LSU	(N2) 33	57

(N1) Atlanta, Ga. (Atlanta Athletic Club)

(N2) SEC Tournament, Atlanta, Ga.



RALPH JORDAN
 1934-42, 1946
 10-year career
 Record: 95-77 (61-56 SEC)

1933-34 Won 2, Lost 11 (2-9 SEC)
COACH: Ralph Jordan

		AU	Opp.
Jan. 9	Vanderbilt	(A) 22	31
Jan. 11	Georgia Tech	(H) 26	28
Jan. 26	Birmingham Southern	(H) 22	39
Jan. 27	Vanderbilt	(H) 33	48
Feb. 3	Tulane	(A) 18	34
Feb. 4	Tulane	(A) 20	30
Feb. 5	LSU	(A) 17	40
Feb. 6	LSU	(A) 16	38
Feb. 10	Georgia	(H) 30	21
Feb. 14	Georgia Tech	(A) 20	24
Feb. 17	Florida	(A) 23	21
Feb. 18	Florida	(A) 21	39
Mar. 1	Tennessee	(N1) 26	43

(N1) SEC Tournament, Atlanta, Ga.

1934-35 Won 4, Lost 13 (3-9 SEC)
COACH: Ralph Jordan

		AU	Opp.
Jan. 5	Lanett Athletic Club	(A) 44	25
Jan. 8	South Carolina	(A) 34	35
Jan. 9	South Carolina	(A) 26	42
Jan. 10	Sewanee	(A) 18	19
Jan. 11	Vanderbilt	(A) 27	37
Jan. 12	Vanderbilt	(A) 24	41
Jan. 26	Birmingham Southern	(H) 20	37
Feb. 1	Tennessee	(H) 27	48
Feb. 2	Birmingham Southern	(A) 40	46
Feb. 5	Georgia	(A) 29	33
Feb. 6	Georgia Tech	(A) 24	25
Feb. 8	Florida	(H) 39	34
Feb. 9	Florida	(H) 25	35
Feb. 13	Georgia Tech	(H) 19	34
Feb. 14	Sewanee	(H) 28	13
Feb. 15	Sewanee	(H) 33	24
Feb. 15	Vanderbilt	(H) 25	37

1935-36 Won 10, Lost 7 (7-4 SEC)
COACH: Ralph Jordan

		AU	Opp.
Dec. 19	Clemson	(H) 23	33
Dec. 20	Clemson	(H) 18	31
Jan. 9	Vanderbilt	(A) 27	47
Jan. 10	Sewanee	(A) 25	23
Jan. 11	Sewanee	(A) 34	25
Jan. 24	Birmingham Southern	(A) 26	17
Jan. 25	Vanderbilt	(H) 32	37
Feb. 4	Georgia Tech	(H) 31	28
Feb. 10	Sewanee	(H) 41	31
Feb. 11	Sewanee	(H) 42	18
Feb. 15	Georgia	(H) 33	26
Feb. 19	Georgia Tech	(A) 22	46
Feb. 21	Florida	(A) 32	16
Feb. 22	Florida	(A) 13	20
Feb. 28	Birmingham Southern	(N) 41	22
Feb. 29	Georgia	(N1) 43	26
Mar. 1	Tennessee	(N1) 25	43

(N1) SEC Tournament, Knoxville, Tenn.

1936-37 Won 11, Lost 4 (7-4 SEC)
COACH: Ralph Jordan

		AU	Opp.
Jan. 9	Fort Benning	(H) 54	13
Jan. 15	Sewanee	(A) 41	34
Jan. 16	Sewanee	(A) 34	29
Jan. 30	Birmingham Southern	(A) 39	22
Feb. 1	LSU	(H) 37	24
Feb. 2	LSU	(H) 34	54
Feb. 8	Sewanee	(H) 39	32
Feb. 9	Sewanee	(H) 36	16
Feb. 11	Georgia Tech	(A) 28	42
Feb. 12	Florida	(H) 35	34
Feb. 13	Florida	(H) 51	40
Feb. 15	Clemson	(A) 41	33
Feb. 16	Clemson	(A) 33	26
	Georgia	(A) 19	21
Feb. 27	Georgia Tech	(H) 33	35

1937-38 Won 14, Lost 5 (6-3 SEC)
COACH: Ralph Jordan

		AU	Opp.
Jan. 14	Sewanee	(A) 36	31
Jan. 15	Sewanee	(A) 38	19
Jan. 19	Birmingham Southern	(A) 49	39
Jan. 28	Georgia Tech	(H)	
Jan. 28	Oglethorpe	(H) 46	43
Jan. 29	Oglethorpe	(H) 49	14
Feb. 7	Sewanee	(H)	
Feb. 8	Sewanee	(H)	
Feb. 12	Georgia	(H) 34	27
Feb. 14	Georgia Tech	(A) 42	43
Feb. 18	Birmingham Southern	(A)	
Feb. 25	Florida	(A) 34	43
Feb. 26	Florida	(A) 35	51
Feb. 28	Georgia Tech	(A) 32	54
Mar. 3	LSU	(A1) 34	60

(Only Scores That Are Available)

(A1) SEC Tournament, Baton Rouge, La.

1938-39 Won 16, Lost 6 (8-4 SEC)
COACH: Ralph Jordan

		AU	Opp.
Dec. 16	Lanett Mill	(H) 40	21
Dec. 17	Nehi Reds	(H) 41	36
Jan. 4	Lanett Mill	(A) 38	21
Jan. 6	Spring Hill	(H) 30	22
Jan. 7	Spring Hill	(H) 44	23
Jan. 13	Sewanee	(H) 41	31
Jan. 14	Sewanee	(H) 38	27
Jan. 16	Vanderbilt	(H) 39	41
Jan. 28	Birmingham Southern	(H) 50	17
Feb. 2	Mississippi College	(H) 44	59
Feb. 4	Georgia	(A) 21	43
Feb. 10	Georgia	(H) 34	29
Feb. 11	Birmingham Southern	(H) 52	35
Feb. 16	Vanderbilt	(A) 42	49
Feb. 17	Sewanee	(A) 34	27
Feb. 18	Sewanee	(A) 39	28
Feb. 22	Georgia Tech	(H) 38	24
Feb. 24	Florida	(H) 40	38
Feb. 25	Florida	(H) 25	31
Feb. 27	Georgia Tech	(A) 49	33
Mar. 2	Tulane	(N1) 43	30
Mar. 3	Tennessee	(A1) 35	49

(N1, A1) SEC Tournament, Knoxville, Tenn.

1939-40 Won 7, Lost 10 (6-7 SEC)
COACH: Ralph Jordan

		AU	Opp.
Dec. 14	Spring Hill	(H) 37	34
Dec. 15	Spring Hill	(H) 33	34
Jan. 5	LSU	(A) 39	50
Jan. 6	LSU	(A) 42	26
Jan. 11	Vanderbilt	(A) 45	51
Jan. 12	Sewanee	(A) 51	32
Jan. 13	Sewanee	(A) 64	32
Jan. 20	Vanderbilt	(H) 46	50
Jan. 27	Howard	(H) 33	37
Feb. 3	Georgia	(H) 28	32
Feb. 6	Georgia Tech	(A) 31	53
Feb. 9	Georgia	(H) 47	48
Feb. 16	Sewanee	(H) 46	30
Feb. 17	Sewanee	(H) 63	34
Feb. 21	Georgia Tech (ot)	(H) 39	38
Feb. 24	Florida	(H) 37	42
Feb. 28	Georgia	(N1) 41	48

(N1) SEC Tournament, Knoxville, Tenn.

1940-41 Won 13, Lost 6 (6-5 SEC)
COACH: Ralph Jordan

		AU	Opp.
Jan. 3	Spring Hill	(H) 35	30
Jan. 4	Spring Hill	(H) 46	34
Jan. 10	Sewanee	(H) 36	24
Jan. 11	Sewanee	(H) 39	25
Jan. 13	Ole Miss	(H) 43	30
Jan. 24	Tulane	(H) 45	41
Jan. 25	Vanderbilt	(H) 45	44
Jan. 31	Tennessee	(H) 33	51
Feb. 1	Georgia Tech	(A) 39	48
Feb. 3	Mississippi State	(H) 44	48
Feb. 5	Georgia Tech	(H) 51	45
Feb. 8	Georgia	(H) 43	39
Feb. 10	Howard	(H) 35	21
Feb. 11	LSU	(H) 50	49
Feb. 13	Vanderbilt	(A) 39	47
Feb. 14	Sewanee	(A) 39	28
Feb. 15	Sewanee	(A) 46	31
Feb. 26	Georgia	(A) 31	36
Feb. 28	Alabama	(N1) 16	38

(N1) SEC Tournament, Louisville, Ky.

1941-42 Won 11, Lost 6 (9-5 SEC)
COACH: Ralph Jordan

		AU	Opp.
Dec. 18	Mississippi State	(A) 39	29
Dec. 19	Ole Miss	(A) 34	31
Jan. 16	Vanderbilt	(A) 35	33
Jan. 23	Tennessee	(A) 23	43
Jan. 26	Vanderbilt	(H) 50	45
Jan. 31	Georgia Tech	(A) 42	48



Year-by-Year Scores

Feb. 3	Georgia Tech	(H)	43	38
Feb. 6	Georgia	(A)	32	28
Feb. 13	Georgia	(H)	53	41
Feb. 14	Mississippi State	(H)	40	41
Feb. 16	LSU	(A)	49	63
Feb. 17	Tulane	(A)	41	50
Feb. 20	Florida	(H)	47	23
Feb. 21	Florida	(H)	38	36
Feb. 26	Vanderbilt	(N1)	36	34
Feb. 27	Tulane	(N1)	45	36
Feb. 28	Kentucky	(N1)	31	40

(N1) SEC Tournament, Louisville, Ky.

BOB EVANS
1943, 1945
2-year career
Record: 4-28 (3-18 SEC)

1942-43 Won 1, Lost 14 (1-12 SEC)
COACH: Bob Evans

			AU	Opp.
Dec. 11	Mississippi State	(A)	35	41
Dec. 12	Mississippi State	(A)	26	36
Dec. 17	Mississippi State	(H)	37	38
Dec. 18	Mississippi State	(H)	40	44
Jan. 11	Vanderbilt	(A)	39	54
Jan. 15	507 Paratrooper Infantry	(H)	30	40
Jan. 22	Georgia Tech	(H)	32	59
Jan. 23	Vanderbilt	(H)	43	48
Jan. 29	Tennessee	(A)	23	57
Jan. 30	Georgia Tech	(A)	21	53
Feb. 5	Georgia	(H)	47	32
Feb. 6	LSU	(H)	37	62
Feb. 8	Tulane	(H)	30	50
Feb. 13	Georgia	(A)	31	51
Feb. 25	LSU	(N1)	38	67

(N1) SEC Tournament, Louisville, Ky.

1943-44 (No Team)

1944-45 Won 3, Lost 14 (2-6 SEC)
COACH: Bob Evans

			AU	Opp.
	Gunter Field		40	44
Jan. 13	Mercer	(H)	36	41
Jan. 18	Georgia	(A)	50	59
Jan. 20	Georgia Tech	(H)	41	74
Feb. 2	Mercer	(A)	34	40
Feb. 3	Georgia	(H)	43	59
Feb. 9	Jacksonville Navy	(A)	43	80
Feb. 10	Jacksonville Navy	(A)	23	51
Feb. 12	Florida	(H)	43	58
Feb. 13	Florida	(H)	42	40
Feb. 17	Georgia Tech	(A)	39	53
	Gunter Field		52	39
	Maxwell Field		41	48
	Maxwell Field		31	72
Feb. 19	Florida	(A)	43	41
Feb. 20	Florida	(A)	48	62
Feb. 29	Tennessee	(N1)	26	56

(N1) SEC Tournament, Louisville, Ky.

1945-46 Won 7, Lost 9 (7-6 SEC)
COACH: Ralph Jordan

			AU	Opp.
Dec. 10	Mississippi State	(H)	55	47
Dec. 11	Mississippi State	(H)	37	26
Jan. 4	Georgia Tech	(A)	22	45
	Georgia	(A)	37	38
Jan. 16	Georgia Tech	(H)	26	53
Jan. 21	Georgia	(H)	40	37
	Maxwell Field		41	48
	Maxwell Field		35	36
Jan. 29	Florida	(H)	49	36
Jan. 30	Florida	(H)	51	40
	Tulane	(H)	48	56
Feb. 8	Florida	(A)	60	53
Feb. 9	Florida	(A)	34	53
Feb. 15	Mississippi State	(A)	40	30
Feb. 16	Mississippi State	(A)	31	39
Feb. 28	Kentucky	(N1)	24	69

(N1) SEC Tournament, Louisville, Ky.

V.J. EDNEY
1947
1-year career
Record: 3-18 (1-15 SEC)

1946-47 Won 3, Lost 18 (1-15 SEC)
COACH: V.J. Edney

			AU	Opp.
Dec. 13	Maxwell Field		65	38
Dec. 14	Ole Miss	(A)	38	58
Dec. 14	Mississippi State	(A)	35	61
Jan. 8	Mercer	(H)	54	55
Jan. 11	Tennessee	(H)	30	66
Jan. 15	Georgia Tech	(H)	42	55
Jan. 17	Florida	(A)	32	48
Jan. 18	Florida	(A)	28	39
Jan. 24	Vanderbilt	(H)	37	38
Jan. 25	Georgia	(H)	40	44
Jan. 29	Georgia Tech	(A)	49	65
Feb. 1	Vanderbilt	(A)	58	59
Feb. 3	Tennessee	(A)	27	63
Feb. 7	Florida	(H)	42	48
Feb. 8	Florida	(H)	36	30
	Maxwell Field		57	34
Feb. 14	Tulane	(A)	35	66
Feb. 15	LSU	(A)	53	76
Feb. 21	Mercer	(A)	47	71
	Georgia	(A)	45	60
Feb. 28	Kentucky	(N1)	18	84

(N1) SEC Tournament, Louisville, Ky.

DANNY DOYLE
1948-49
2-year career
Record: 21-25 (12-18 SEC)

1947-48 Won 12, Lost 10 (7-7 SEC)
COACH: Danny Doyle

			AU	Opp.
Dec. 6	Mississippi State	(H)	35	49
Dec. 12	Florida	(A)	43	41
Dec. 13	Florida	(A)	39	47
	Tulane	(A)	37	70
	Illinois Wesleyan	(A)	44	42
	Washington	(A)	29	59
Jan. 12	Ole Miss	(H)	59	50
Jan. 16	Georgia	(H)	52	41
Jan. 19	Mercer	(A)	72	53
Jan. 21	Vanderbilt	(H)	46	41
Jan. 23	LSU	(A)	51	48
Jan. 30	Georgia Tech	(H)	38	31
Feb. 2	Vanderbilt	(A)	47	55
Feb. 5	Florida	(H)	53	50
Feb. 6	Florida	(H)	37	39
Feb. 12	Oglethorpe	(H)	55	23
Feb. 13	Oglethorpe	(H)	65	31
Feb. 17	Mercer	(H)	46	63
Feb. 21	Georgia	(A)	36	74
Feb. 25	Georgia Tech	(A)	43	50
Feb. 28	Howard	(A)	33	32
Mar. 4	Tulane	(N1)	40	47

(N1) SEC Tournament, Louisville, Ky.

1948-49 Won 9, Lost 15 (5-11 SEC)
COACH: Danny Doyle

			AU	Opp.
Dec. 3	Howard	(A)	57	30
Dec. 4	Birmingham Southern	(A)	40	32
Dec. 11	Mississippi State	(H)	53	54
Dec. 21	Alabama	(N1)	45	46
Dec. 27	Baylor	(N2)	44	59
Dec. 28	Colorado State	(N2)	41	46
Dec. 29	Southern Methodist	(N2)	41	59
Jan. 5	Alabama	(H)	38	45
Jan. 8	Florida	(A)	45	61
Jan. 11	Georgia Tech	(H)	41	33
Jan. 14	Georgia	(A)	52	55
Jan. 17	Ole Miss	(A)	43	47
Jan. 18	Mississippi State	(A)	43	47
Jan. 22	Vanderbilt	(H)	48	46
Jan. 27	Alabama	(A)	37	39
Jan. 31	Tulane	(H)	51	56

Feb. 5	Vanderbilt	(A)	42	52
	Troy State		69	44
	Livingston State		49	44
Feb. 17	Florida	(H)	44	43
	Georgia	(H)	53	47
Feb. 23	Georgia Tech	(A)	57	66
Feb. 28	Ole Miss	(H)	65	61
Mar. 4	Kentucky	(N3)	39	70

(N1) Birmingham, Ala.

(N2) All-College Classic, Oklahoma City, Okla.

(N3) SEC Tournament, Louisville, Ky.

JOEL EAVES
1950-63
14-year career
Record: 213-100 (124-75 SEC)

1949-50 Won 17, Lost 7 (12-6 SEC)
COACH: Joel Eaves
CAPTAIN: Bill Lynn

			AU	Opp.
Dec. 1	Birmingham Southern	(H)	79	49
Dec. 2	Howard	(A)	59	36
Dec. 9	Ole Miss	(H)	64	60
Dec. 10	Howard	(H)	73	49
Dec. 13	Troy State	(H)	77	40
Dec. 20	Alabama	(H)	45	40
Jan. 4	Birmingham Southern	(A)	70	48
Jan. 10	Georgia Tech	(A)	49	65
Jan. 12	Mississippi State	(A)	65	64
Jan. 14	Florida	(H)	72	46
Jan. 21	Vanderbilt	(H)	47	58
Jan. 28	Alabama	(A)	66	58
Jan. 30	Ole Miss	(A)	77	63
Feb. 1	Mississippi State	(A)	65	60
Feb. 4	LSU	(H)	70	66
Feb. 6	Vanderbilt	(A)	51	63
Feb. 9	Georgia	(H)	67	54
Feb. 11	Tulane	(A)	64	60
Feb. 13	LSU	(A)	61	76
Feb. 18	Alabama	(H)	67	58
Feb. 20	Florida	(A)	41	43
Feb. 22	Georgia Tech	(H)	53	61
Feb. 25	Georgia	(A)	55	46
Mar. 3	LSU	(N1)	45	73

(N1) SEC Tournament, Louisville, Ky.

1950-51 Won 12, Lost 10 (6-8 SEC)
COACH: Joel Eaves
CAPTAIN: Don Lanford

			AU	Opp.
Nov. 27	Troy State	(H)	96	57
Nov. 30	Birmingham Southern	(A)	57	56
Dec. 1	Howard	(A)	70	57
Dec. 6	Birmingham Southern	(H)	69	57
Dec. 9	Ole Miss	(H)	61	65
Dec. 13	Howard	(H)	70	53
Dec. 19	Alabama	(A)	46	70
Jan. 5	Kentucky (NR,3)	(A)	35	79
Jan. 6	Vanderbilt	(A)	51	61
Jan. 8	Tennessee	(A)	63	59
Jan. 13	Georgia (ot)	(H)	69	68
Jan. 18	Alabama	(H)	64	65
Jan. 27	Georgia	(A)	61	49
Jan. 31	Georgia Tech	(A)	44	64
Feb. 3	Tulane	(H)	92	71
Feb. 5	LSU	(H)	74	75
Feb. 10	Alabama	(A)	44	63
Feb. 14	Georgia Tech	(H)	75	63
Feb. 17	Florida	(A)	61	82
Feb. 23	Florida (ot)	(H)	83	77
Feb. 24	Mississippi State	(H)	92	85
Mar. 2	Kentucky (NR,1)	(N1)	54	84

(N1) SEC Tournament, Louisville, Ky.

1951-52 Won 14, Lost 12 (6-8 SEC)
COACH: Joel Eaves
CAPTAIN: Roger Weldon

			AU	Opp.
Nov. 27	Troy State	(H)	83	58
Nov. 29	Birmingham Southern	(A)	65	59
Nov. 30	Howard	(A)	69	39
Dec. 4	Maxwell Field	(H)	75	41
Dec. 5	Howard	(H)	88	51



Year-by-Year Scores

Table of game scores from Dec. 8 to Feb. 28, listing opponents like Georgia, Birmingham Southern, Maxwell Field, Davidson, Georgia Tech, South Carolina, Florida, Vanderbilt, Ole Miss, and LSU.

(N1) Carolina Invitational, Charlotte, N.C. (N2) SEC Tournament, Louisville, Ky.

1952-53 Won 13, Lost 8 (6-7 SEC)

COACH: Joel Eaves CAPTAIN: Bubber Farish

Table of game scores from Dec. 2 to Feb. 28, listing opponents like Howard, Georgia Tech, Birmingham Southern, Memphis State, Ole Miss, Alabama, Tennessee, Mississippi State, Florida, Vanderbilt, Ole Miss, LSU (NR,8), Tulane, and Alabama.

(N1) Birmingham, Ala. (N2) Memphis Invitational, Memphis, Tenn.

1953-54 Won 16, Lost 8 (8-6 SEC)

COACH: Joel Eaves CAPTAIN: Bob Miller

Table of game scores from Dec. 1 to Mar. 5, listing opponents like Birmingham Southern, Howard (ot), Georgia Tech, Alabama, Vanderbilt (NR,19), Mississippi State, Howard, Mississippi State, Alabama, Georgia Tech, Florida, Vanderbilt, Georgia Tech, Florida, Georgia, LSU (NR,13), Tulane, Kentucky (NR,2), Tennessee, and Alabama.

(N1) Montgomery, Ala. (N2) Birmingham, Ala.

1954-55 Won 11, Lost 9 (6-8 SEC)

COACH: Joel Eaves CAPTAIN: Bill Kirkpatrick

Table of game scores from Dec. 4 to Mar. 5, listing opponents like Birmingham Southern, Jacksonville State, Washington & Lee, Tennessee, Howard, Mississippi State, Ole Miss, Alabama (20,16), Georgia, Georgia Tech, Florida, Georgia, Vanderbilt (NR,20), Georgia Tech, Florida, LSU, Tulane, Kentucky (NR,2), Tennessee, and Alabama* (NR,11).

(N1) Blue-Gray Tournament, Montgomery, Ala. (N2) Montgomery, Ala.

1955-56 Won 11, Lost 10 (8-6 SEC)

COACH: Joel Eaves CAPTAIN: Jim O'Donnell

Table of game scores from Dec. 3 to Mar. 2, listing opponents like Birmingham Southern, Howard, Texas, Eastern Kentucky, Oklahoma City (NR,15), Rice (2ot), Florida, Mississippi State, Ole Miss, Alabama (NR,19), Georgia, Jacksonville State, Kentucky (NR,7), Georgia Tech (ot), Florida, Georgia, LSU, Tulane, Tennessee, Vanderbilt (NR,7), and Alabama (NR,3).

(N1) Blue-Gray Tournament, Montgomery, Ala. (N2) Montgomery, Ala.

1956-57 Won 13, Lost 8 (8-6 SEC)

COACH: Joel Eaves CAPTAIN: Henry Sturkie

Table of game scores from Dec. 4 to Mar. 1, listing opponents like Jacksonville State, Rice, Clemson, St. Joseph's, Wake Forest, Howard, Mississippi State, Ole Miss, Georgia, Alabama (ot), Georgia Tech, Georgia, Florida, Vanderbilt, Georgia Tech (ot), Florida, LSU, Tulane, Tennessee, Kentucky (NR,3), and Alabama (2ot).

(N1) Birmingham, Ala. (N2) Carusel Tournament, Charlotte, N.C. (N3) Montgomery, Ala.

1957-58 Won 16, Lost 6 (11-3 SEC)

COACH: Joel Eaves CAPTAIN: Rex Frederick

Table of game scores from Dec. 3 to Mar. 1, listing opponents like Jacksonville State, Wake Forest, TCU, Mississippi State, Southern Methodist, Baylor, Howard, Mississippi State (NR,9), Ole Miss, Florida, Alabama, Georgia Tech, Georgia, Vanderbilt, Georgia Tech, Georgia, Florida, LSU, Tulane, Tennessee (NR,20), Kentucky (NR,13), and Alabama (16,NR).

(N1) Columbus, Ga. (N2) Birmingham Classic, Birmingham, Ala. (N3) Montgomery, Ala.

1958 Final Wire Service Poll Associated Press

- 1. West Virginia 2. Cincinnati 3. Kansas State 4. San Francisco 5. Temple 6. Maryland 7. Kansas 8. Notre Dame 9. Kentucky 10. Duke 16. Auburn

1958-59 Won 20, Lost 2 (12-2 SEC)

COACH: Joel Eaves CAPTAINS: Rex Frederick, Jimmy Lee

Table of game scores from Dec. 2 to Feb. 28, listing opponents like Jacksonville State, Baylor, Florida State (13,NR), Wyoming (13,NR), Alabama (13,NR), Florence State (8,NR), Florida State (8,NR), Mississippi State (9,8), Ole Miss (9,NR), Florida (6,NR), Alabama (5,NR), Georgia Tech (5,NR), Georgia (5,NR), Vanderbilt (4,NR), Georgia Tech (4,NR), Georgia (4,NR), Florida (4,NR), LSU (4,NR), Tulane (4,NR), Kentucky (2,3), Tennessee (2,NR), and Alabama (6,NR).

(N1) Birmingham Classic, Birmingham, Ala. (N2) Montgomery, Ala.

1959-60 Won 19, Lost 3 (12-2 SEC)

COACH: Joel Eaves CAPTAIN: Henry Hart SEC CHAMPIONS

Table of game scores from Dec. 1 to Jan. 30, listing opponents like Florence State, Troy State, Howard, Florida State, Navy, Alabama, Florida State, Mississippi State, Ole Miss, Florida, Alabama, Georgia Tech (NR,6), Georgia, and Vanderbilt.



Year-by-Year Scores

Feb. 2	Georgia Tech (NR,6)	(H)	48	45
Feb. 6	Georgia	(H)	72	45
Feb. 8	Florida	(H)	89	51
Feb. 13	LSU (17,NR)	(A)	63	61
Feb. 15	Tulane (ot) (17,NR)	(A)	53	51
Feb. 20	Kentucky (17,NR)	(H)	61	60
Feb. 22	Tennessee (17,NR)	(H)	72	63
Feb. 27	Alabama (ot) (13,NR)	(N2)	63	61

(N1) Birmingham Classic, Birmingham, Ala.
(N2) Montgomery, Ala.

1959 Final Wire Service Polls			
Associated Press		United Press International	
1. Kansas State	1. Kansas State		
2. Kentucky	2. Kentucky		
3. Miss. State	3. Michigan State		
4. Bradley	4. Cincinnati		
5. Cincinnati	5. N.C. State		
6. N.C. State	6. North Carolina		
7. Michigan State	7. Miss. State		
8. Auburn	8. Bradley		
9. North Carolina	9. California		
10. West Virginia	10. Auburn		

1960-61 Won 15, Lost 7 (8-6 SEC)
COACH: Joel Eaves
CAPTAINS: Porter Gilbert, Jimmy Fibbe

		AU	Opp.
Dec. 1	Livingston	(H)	90 50
Dec. 3	Huntingdon	(H)	66 44
Dec. 10	Florida State	(H)	74 57
Dec. 16	Virginia Tech (11,NR)	(N1)	76 73
Dec. 17	Alabama (11,NR)	(N1)	74 62
Jan. 2	Florence State (9,NR)	(H)	76 50
Jan. 7	Mississippi State (10,NR)	(H)	48 56
Jan. 9	Ole Miss	(H)	51 40
Jan. 13	Florida	(A)	53 58
Jan. 17	Florida State	(N2)	74 67
Jan. 21	Georgia	(N2)	78 68
Jan. 24	Georgia Tech (ot)	(H)	43 48
Jan. 28	Alabama (ot)	(N3)	66 71
Feb. 4	Vanderbilt	(A)	53 58
Feb. 7	Georgia Tech	(A)	38 36
Feb. 11	Georgia	(H)	73 69
Feb. 13	Florida	(H)	60 78
Feb. 18	LSU	(H)	69 65
Feb. 20	Tulane	(H)	63 44
Feb. 25	Tennessee	(A)	41 38
Feb. 27	Kentucky	(A)	51 77
Mar. 4	Alabama	(N3)	80 69

(N1) Birmingham Classic, Birmingham, Ala.
(N2) Columbus, Ga.
(N3) Montgomery, Ala.

1960 Final Wire Service Polls			
Associated Press		United Press International	
1. Cincinnati	1. California		
2. California	2. Cincinnati		
3. Ohio State	3. Ohio State		
4. Bradley	4. Bradley		
5. West Virginia	5. Utah		
6. Utah	6. West Virginia		
7. Indiana	7. Utah State		
8. Utah State	8. Georgia Tech		
9. St. Bonaventure	9. Villanova		
10. Miami (Fla.)	10. Indiana		
11. Auburn	17. Auburn		

1961-62 Won 18, Lost 6 (11-3 SEC)
COACH: Bill Ross
CAPTAIN: Bill Ross

		AU	Opp.
Dec. 4	Jacksonville State	(H)	73 37
Dec. 6	Southwestern Louisiana	(H)	62 46
Dec. 9	Florida State	(H)	52 56
Dec. 15	LSU	(N1)	67 50
Dec. 16	Virginia Tech	(N1)	77 63
Dec. 22	Texas A&M	(N2)	50 62
Dec. 23	Houston	(N2)	49 54
Dec. 30	Florida State	(A)	62 57
Jan. 2	Chattanooga	(H)	67 47
Jan. 6	Mississippi State (NR,9)	(A)	48 51
Jan. 8	Ole Miss	(A)	64 58
Jan. 13	Florida	(A)	40 43
Jan. 20	Alabama	(N3)	60 50
Jan. 23	Georgia Tech	(A)	52 40

Jan. 27	Georgia	(N4)	83 47
Feb. 3	Vanderbilt	(H)	89 68
Feb. 5	Georgia Tech	(H)	48 39
Feb. 10	Georgia	(H)	74 49
Feb. 12	Florida	(H)	64 60
Feb. 17	LSU	(A)	55 50
Feb. 19	Tulane	(A)	81 64
Feb. 24	Tennessee	(H)	60 51
Feb. 26	Kentucky (NR,3)	(H)	60 63
Mar. 4	Alabama	(N3)	62 49

(N1) Birmingham Classic, Birmingham, Ala.
(N2) Houston Classic, Houston, Texas
(N3) Montgomery, Ala.
(N4) Columbus, Ga.

1962-63 Won 18, Lost 4 (10-4 SEC)
COACH: Joel Eaves
CAPTAIN: Layton Johns

		AU	Opp.
Dec. 4	Howard	(H)	69 50
Dec. 8	Florida State	(H)	65 47
Dec. 14	Texas Tech	(H)	86 57
Dec. 17	Chattanooga	(H)	79 37
Dec. 19	Spring Hill	(H)	71 51
Dec. 21	Florida State (2ot)	(A)	77 70
Dec. 28	Xavier	(N1)	64 57
Dec. 29	Houston (ot)	(N1)	71 69
Jan. 5	Mississippi State	(H)	53 62
Jan. 7	Ole Miss	(H)	79 44
Jan. 12	Florida	(A)	81 56
Jan. 19	Alabama (ot)	(N2)	81 78
Jan. 22	Georgia Tech (NR,9)	(A)	64 69
Jan. 26	Georgia	(A)	78 62
Feb. 2	Vanderbilt	(A)	62 59
Feb. 9	Georgia (ot)	(H)	70 67
Feb. 11	Florida	(H)	88 59
Feb. 16	LSU	(H)	82 57
Feb. 18	Tulane	(H)	63 61
Feb. 23	Kentucky (9,NR)	(A)	59 78
Feb. 25	Tennessee	(A)	47 55
Mar. 2	Alabama (ot)	(N2)	74 67

(N1) Sugar Bowl Tournament, New Orleans, La.
(N2) Montgomery, Ala.

BILL LYNN
1964-73
10-year career
Record: 130-124 (84-88 SEC)

1963-64 Won 11, Lost 12 (6-8 SEC)
COACH: Bill Lynn
CAPTAINS: Larry Chapman, John Blackwell

		AU	Opp.
Dec. 3	Howard	(H)	102 44
Dec. 7	Florida State	(A)	67 69
Dec. 14	Southern Mississippi	(H)	80 74
Dec. 19	Texas Tech	(A)	71 83
Dec. 20	SMU	(A)	70 84
Dec. 27	Athens College	(H)	83 51
Dec. 30	Duke	(N1)	67 84
Dec. 31	Loyola (New Orleans)	(N1)	62 52
Jan. 4	Mississippi State (ot)	(A)	64 63
Jan. 6	Ole Miss (ot)	(A)	58 59
Jan. 11	Florida	(A)	46 63
Jan. 18	Alabama	(N2)	72 86
Jan. 25	Georgia	(A)	85 77
Jan. 28	Florida State	(H)	63 59
Feb. 1	Vanderbilt (NR,5)	(H)	81 63
Feb. 3	Georgia Tech	(H)	57 62
Feb. 8	Georgia	(H)	67 71
Feb. 10	Florida	(H)	79 58
Feb. 15	LSU	(A)	66 86
Feb. 17	Tulane	(A)	78 72
Feb. 22	Kentucky (NR,3)	(N2)	79 99
Feb. 24	Tennessee	(H)	62 68
Feb. 29	Alabama	(N2)	83 76

(N1) Sugar Bowl Tournament, New Orleans, La.
(N2) Montgomery, Ala.

1964-65 Won 16, Lost 9 (11-5 SEC)
COACH: Bill Lynn
CAPTAIN: Freddie Guy

		AU	Opp.
Dec. 1	Georgia Tech	(A)	60 52
Dec. 5	Florida State	(H)	92 68

Dec. 15	Houston	(N1)	48 50
Dec. 17	Rice	(N1)	94 71
Dec. 21	Georgia Southern	(H)	80 64
Dec. 27	Clemson	(N2)	65 77
Dec. 29	Furman	(N2)	107 86
Jan. 2	Mississippi State	(A)	71 70
Jan. 4	Ole Miss	(A)	77 53
Jan. 9	Florida	(H)	74 63
Jan. 11	Ole Miss	(H)	67 52
Jan. 16	Alabama	(N3)	93 68
Jan. 18	Kentucky	(A)	67 73
Jan. 23	Georgia	(H)	95 65
Jan. 25	Florida State	(A)	55 58
Jan. 30	Vanderbilt	(A)	77 105
Feb. 6	Georgia	(A)	60 62
Feb. 7	Florida	(A)	83 79
Feb. 13	LSU	(H)	101 60
Feb. 15	Tulane	(H)	87 73
Feb. 20	Kentucky	(H)	88 69
Feb. 22	Tennessee (NR,8)	(A)	38 69
Feb. 26	Georgia Tech	(H)	54 59
Mar. 1	Vanderbilt (NR,9)	(H)	64 79
Mar. 6	Alabama	(N3)	80 60

(N1) Bluebonnet Bowl Tournament, Houston, Texas
(N2) Poinsettia Classic, Greenville, S.C.
(N3) Montgomery, Ala.

1965-66 Won 16, Lost 10 (8-8 SEC)
COACH: Bill Lynn
CAPTAIN: Lee DeFore

		AU	Opp.
Dec. 2	Rice	(H)	91 74
Dec. 7	Jacksonville State	(H)	78 50
Dec. 11	Jacksonville Univ.	(H)	77 69
Dec. 18	Georgia Tech	(A)	79 74
Dec. 20	Columbia (ot)	(N1)	76 75
Dec. 21	Florida State	(N1)	59 58
Dec. 27	Florida State	(N2)	80 64
Dec. 29	Dayton	(N3)	71 85
Dec. 30	Houston	(N3)	76 89
Jan. 3	Mississippi State	(H)	72 83
Jan. 8	LSU	(A)	74 66
Jan. 11	Tulane	(A)	92 58
Jan. 17	Tennessee	(H)	51 47
Jan. 22	Alabama	(N4)	90 71
Jan. 24	Florida	(H)	64 68
Jan. 29	Kentucky (NR,2)	(A)	78 115
Jan. 31	Vanderbilt (NR,4)	(A)	63 68
Feb. 5	Ole Miss	(A)	70 55
Feb. 9	Florida	(A)	86 66
Feb. 12	Kentucky (NR,1)	(H)	64 77
Feb. 14	Vanderbilt (NR,5)	(H)	76 91
Feb. 16	Georgia	(A)	74 83
Feb. 19	Georgia Tech	(H)	90 73
Feb. 23	Georgia	(H)	74 63
Feb. 26	Ole Miss	(H)	86 74
Mar. 5	Alabama	(N4)	83 88

(N1) Tampa Invitational, Tampa, Fla.
(N2) Pensacola, Fla.
(N3) Sugar Bowl Tournament, New Orleans, La.
(N4) Montgomery, Ala.

1966-67 Won 17, Lost 8 (12-6 SEC)
COACH: Bill Lynn
CAPTAIN: Bobby Buisson

		AU	Opp.
Dec. 1	Citadel	(A)	105 83
Dec. 6	Louisiana Tech	(H)	88 77
Dec. 10	Southwestern Louisiana	(H)	78 68
Dec. 16	Tennessee	(A1)	49 73
Dec. 17	Miami (Fla.)	(N1)	73 87
Dec. 21	Georgia Tech (ot)	(A)	76 78
Dec. 27	Florida State	(N2)	67 59
Dec. 28	TCU	(N2)	80 79
Dec. 31	Vanderbilt (NR,9)	(H)	64 51
Jan. 3	LSU	(H)	70 59
Jan. 7	Ole Miss	(A)	67 56
Jan. 9	Miss. State (ot) (NR,10)	(A)	54 59
Jan. 16	Vanderbilt	(A)	65 71
Jan. 21	Kentucky	(A)	58 60
Jan. 28	Georgia	(H)	73 64
Jan. 30	Florida	(H)	87 61
Feb. 1	Georgia	(A)	62 49



Year-by-Year Scores

Feb. 8	LSU	(A)	80	63
Feb. 11	Alabama	(N3)	66	63
Feb. 13	Mississippi State	(H)	68	57
Feb. 18	Florida	(A)	59	79
Feb. 20	Ole Miss	(H)	86	67
Feb. 25	Tennessee (NR,9)	(H)	45	54
Feb. 27	Kentucky	(H)	60	49
Mar. 3	Alabama (ot)	(N3)	99	96

(A1,N1) Volunteer Invitational, Knoxville, Tenn.
(N2) Mobile Invitational, Mobile, Ala.
(N3) Montgomery, Ala.

1967-68 Won 13, Lost 13 (8-10 SEC)
COACH: Bill Lynn
CAPTAIN: Alex Howell

	AU	Opp.
Dec. 1	Citadel (H)	70 73
Dec. 4	Vanderbilt (NR,9) (A)	65 78
Dec. 9	Wake Forest (A)	66 63
Dec. 16	Georgia Tech (A)	63 52
Dec. 18	St. Bonaventure (N1)	73 77
Dec. 19	Rutgers (N1)	70 62
Dec. 27	Arkansas (N2)	65 58
Dec. 28	Oklahoma City (A2)	68 78
Dec. 29	Virginia Tech (N2)	76 61
Jan. 3	LSU (A)	72 76
Jan. 6	Ole Miss (H)	90 71
Jan. 8	Mississippi State (H)	62 66
Jan. 15	Vanderbilt (NR,8) (H)	65 74
Jan. 20	Kentucky (NR,9) (H)	74 73
Jan. 27	Georgia (A)	74 76
Jan. 29	Florida (A)	60 65
Jan. 31	Georgia (H)	62 56
Feb. 7	LSU (H)	74 69
Feb. 10	Alabama (A)	63 64
Feb. 12	Mississippi State (A)	74 72
Feb. 17	Florida (H)	73 65
Feb. 19	Ole Miss (A)	56 57
Feb. 24	Tennessee (A)	53 52
Feb. 26	Kentucky (NR,5) (A)	57 89
Mar. 2	Alabama (H)	73 69
Mar. 3	Tennessee (ot) (H)	54 63

(N1) Tampa Invitational, Tampa, Fla.
(A2,N2) All-College Tournament, Oklahoma City, Okla.

1968-69 Won 15, Lost 10 (10-8 SEC)
COACH: Bill Lynn
CAPTAIN: Tom Perry

	AU	Opp.
Nov. 30	South Carolina (A)	49 51
Dec. 14	Ole Miss (A)	75 64
Dec. 16	Mississippi State (A)	59 65
Dec. 18	Southwestern Louisiana (A)	76 80
Dec. 19	Louisiana Tech (A)	97 84
Dec. 21	Clemson (N1)	92 72
Dec. 27	Southern Mississippi (N2)	73 70
Dec. 28	Xavier (N2)	75 73
Jan. 4	Florida (A)	59 68
Jan. 6	Georgia (A)	69 74
Jan. 11	LSU (H)	90 71
Jan. 15	Alabama (H)	78 63
Jan. 20	Georgia (H)	84 85
Jan. 25	Vanderbilt (A)	92 79
Feb. 1	Tennessee (A)	59 64
Feb. 3	Kentucky (NR,5) (A)	93 105
Feb. 8	Florida (ot) (H)	81 80
Feb. 12	Mississippi State (H)	87 68
Feb. 15	LSU (A)	81 93
Feb. 17	Alabama (A)	60 53
Feb. 22	Vanderbilt (H)	85 75
Feb. 24	Georgia Tech (H)	87 85
Mar. 1	Tennessee (H)	71 60
Mar. 3	Kentucky (NR,17) (H)	86 90
Mar. 8	Ole Miss (H)	80 70

(N1) Birmingham, Ala.
(N2) Mobile Classic, Mobile, Ala.

1969-70 Won 15, Lost 11 (11-7 SEC)
COACH: Bill Lynn
CAPTAINS: Carl Shetler, Bill Alexander

	AU	Opp.
Dec. 1	South Carolina (NR,1) (H)	64 86
Dec. 4	Clemson (A)	61 60
Dec. 6	Wake Forest (H)	81 95

Dec. 13	Ole Miss (H)	91 77
Dec. 15	Mississippi State (H)	94 66
Dec. 17	North Carolina State (A)	69 76
Dec. 19	St. Louis (N1)	70 66
Dec. 20	Dartmouth (N1)	85 76
Dec. 27	Buffalo (N2)	84 61
Jan. 3	Florida (H)	91 75
Jan. 5	Georgia (H)	64 68
Jan. 10	LSU (A)	79 70
Jan. 12	Alabama (A)	86 77
Jan. 17	Georgia Tech (A)	74 86
Jan. 19	Georgia (A)	67 71
Jan. 24	Vanderbilt (A)	84 75
Jan. 31	Tennessee (H)	61 55
Feb. 2	Kentucky (NR,2) (H)	83 84
Feb. 7	Florida (A)	68 70
Feb. 11	Miss. State (ot) (A)	71 69
Feb. 14	Alabama (H)	121 78
Feb. 16	LSU (H)	64 70
Feb. 21	Vanderbilt (H)	74 92
Feb. 28	Tennessee (A)	77 64
Mar. 2	Kentucky (NR,1) (A)	81 102
Mar. 7	Ole Miss (A)	67 66

(N1) Vanderbilt Classic, Nashville, Tenn.
(N2) Birmingham, Ala.

1970-71 Won 11, Lost 15 (8-10 SEC)
COACH: Bill Lynn
CAPTAIN: Jimmy Walker

	AU	Opp.
Dec. 1	Louisiana Tech (H)	93 87
Dec. 3	South Carolina (NR,2) (A)	69 86
Dec. 5	No. Carolina St. (NR,19) (H)	91 85
Dec. 12	Ole Miss (A)	96 108
Dec. 14	Mississippi State (A)	73 70
Dec. 19	Georgia Tech (N1)	76 87
Dec. 21	Houston (A)	76 79
Dec. 29	Xavier (N2)	86 73
Dec. 30	Old Dominion (A2)	76 89
Jan. 2	Florida (A)	60 66
Jan. 4	Georgia (A)	79 58
Jan. 9	LSU (H)	92 106
Jan. 11	Alabama (H)	83 72
Jan. 14	Georgia Tech (A)	81 90
Jan. 18	Georgia (H)	76 77
Jan. 23	Vanderbilt (A)	86 107
Jan. 30	Tennessee (NR,8) (A)	68 90
Feb. 1	Kentucky (NR,11) (A)	76 114
Feb. 6	Florida (H)	85 70
Feb. 10	Mississippi State (H)	92 68
Feb. 13	Alabama (A)	92 76
Feb. 15	LSU (A)	94 114
Feb. 20	Vanderbilt (H)	96 94
Feb. 27	Tennessee (NR,17) (H)	71 76
Mar. 1	Kentucky (NR,10) (H)	83 102
Mar. 6	Ole Miss (H)	86 85

(N1) Birmingham, Ala.
(A2,N2) Old Dominion Tour., Norfolk, Va.

1971-72 Won 10, Lost 16 (6-12 SEC)
COACH: Bill Lynn
CAPTAIN: Henry Harris

	AU	Opp.
Dec. 1	South Carolina (NR,12) (H)	63 84
Dec. 4	Athens College (H)	95 71
Dec. 11	Georgia Tech (A)	76 62
Dec. 13	Mississippi State (H)	85 75
Dec. 16	Louisiana Tech (A)	82 107
Dec. 18	Xavier (N1)	60 71
Dec. 29	Furman (A2)	103 78
Dec. 30	Clemson (N2)	67 77
Jan. 3	Ole Miss (H)	65 69
Jan. 8	Florida (H)	79 74
Jan. 10	Georgia (H)	99 93
Jan. 15	LSU (A)	77 73
Jan. 22	Alabama (A)	66 89
Jan. 24	Georgia (A)	72 79
Jan. 29	Vanderbilt (A)	77 85
Feb. 5	Tennessee (H)	67 76
Feb. 7	Kentucky (H)	72 78
Feb. 12	Florida (A)	103 100
Feb. 14	LSU (H)	85 77
Feb. 15	Georgia Tech (H)	91 77
Feb. 19	Alabama (H)	78 79

Feb. 21	Mississippi State (A)	60 62
Feb. 26	Vanderbilt (H)	87 93
Mar. 4	Tennessee (A)	70 80
Mar. 6	Kentucky (A)	67 102
Mar. 9	Ole Miss (A)	83 89

(N1) Birmingham, Ala.
(N2) Poinsettia Tournament, Greenville, S.C.

1972-73 Won 6, Lost 20 (4-14 SEC)
COACH: Bill Lynn
CAPTAIN: Gary England

	AU	Opp.
Nov. 25	Georgia Tech (A)	83 90
Dec. 1	South Alabama (H)	64 68
Dec. 7	Eastern Illinois (H)	82 75
Dec. 15	Southern Cal (A1)	66 73
Dec. 16	Western Kentucky (N1)	72 87
Dec. 18	Dayton (A)	63 106
Dec. 19	Xavier (A)	60 67
Jan. 2	Ole Miss (A)	66 58
Jan. 6	Florida (A)	55 65
Jan. 8	Georgia (ot) (A)	72 84
Jan. 13	LSU (H)	60 79
Jan. 15	Mississippi State (H)	82 77
Jan. 20	Alabama (NR,11) (H)	64 76
Jan. 22	Georgia (H)	64 68
Jan. 27	Vanderbilt (H)	81 77
Feb. 3	Tennessee (A)	74 82
Feb. 5	Kentucky (A)	57 88
Feb. 10	Florida (ot) (H)	74 76
Feb. 12	LSU (A)	74 76
Feb. 17	Alabama (NR,17) (A)	75 87
Feb. 19	Mississippi State (A)	87 94
Feb. 24	Vanderbilt (A)	70 98
Feb. 26	Georgia Tech (H)	79 69
Mar. 3	Kentucky (H)	79 91
Mar. 5	Tennessee (H)	72 80
Mar. 8	Ole Miss (H)	77 73

(A1,N1) Trojan Classic, Los Angeles, Calif.

1973-74 Won 10, Lost 16 (5-13 SEC)
COACH: Bob Davis
CAPTAIN: Mike Christian

	AU	Opp.
Nov. 30	Clemson (A1)	72 87
Dec. 1	Jacksonville (NR,17) (N1)	78 90
Dec. 4	Western Carolina (H)	95 85
Dec. 8	Virginia Tech (H)	76 74
Dec. 13	Georgia Tech (A)	88 86
Dec. 21	UTEP (A2)	56 68
Dec. 22	Lamar (N2)	88 78
Jan. 5	Tennessee (H)	77 89
Jan. 7	Ole Miss (A)	65 93
Jan. 12	Kentucky (A)	58 79
Jan. 14	Florida (H)	81 92
Jan. 19	Vanderbilt (NR,8) (A)	51 96
Jan. 21	Mississippi State (A)	87 81
Jan. 26	LSU (H)	76 87
Jan. 28	Georgia (A)	82 85
Feb. 2	Alabama (NR,8) (H)	64 73
Feb. 4	Tennessee (A)	80 88
Feb. 9	Ole Miss (H)	85 75
Feb. 11	Kentucky (ot) (H)	99 97
Feb. 16	Florida (A)	77 85
Feb. 18	Vanderbilt (NR,5) (H)	79 89
Feb. 23	Mississippi State (H)	60 67
Feb. 25	LSU (A)	96 89
Feb. 27	Georgia Tech (H)	92 70
Mar. 2	Georgia (H)	97 84
Mar. 4	Alabama (NR,7) (A)	84 97

(A1,N1) IPTAY Tournament, Clemson, S.C.
(A2,N2) Sun Bowl Tournament, El Paso, Texas

BOB DAVIS
1974-78
5-year career
Record: 70-61 (42-48 SEC)

1974-75 Won 18, Lost 8 (12-6 SEC)
COACH: Bob Davis
CAPTAINS: Eddie Johnson, Gary Redding

	AU	Opp.
Dec. 2	South Florida (H)	77 52
Dec. 7	Butler (A)	74 71



Year-by-Year Scores

Mar. 12	San Diego	(N3)	62	61
Mar. 14	Indiana (NR,3)	(N3)	90	107
(N1) Sun Bowl Classic, El Paso, Texas				
(N2) SEC Tournament, Atlanta, Ga.				
(N3) NCAA Tournament, Indianapolis, Ind.				

1987-88 Won 19, Lost 11 (11-7 SEC)
COACH: Sonny Smith

			AU	Opp.
Nov. 27	South Alabama	(N1)	120	67
Dec. 5	VCU	(H)	93	80
Dec. 7	UT-Martin	(H)	99	77
Dec. 11	San Jose State	(N2)	70	65
Dec. 12	Illinois (ot)	(N2)	103	107
Dec. 14	Grambling	(H)	98	59
Dec. 16	Mercer	(H)	80	48
Dec. 29	Villanova	(N3)	65	64
Dec. 30	Georgia Tech	(N3)	72	83
Jan. 6	Florida	(H)	72	67
Jan. 9	Kentucky (NR,1)	(A)	53	52
Jan. 13	Georgia (19,NR)	(A)	68	87
Jan. 16	Mississippi State (19,NR)	(H)	65	57
Jan. 20	Tennessee	(A)	64	75
Jan. 23	Vanderbilt	(H)	71	75
Jan. 27	Alabama	(H)	84	74
Jan. 30	Ole Miss	(A)	66	69
Feb. 3	LSU	(H)	69	78
Feb. 6	Florida (NR,10)	(A)	58	57
Feb. 10	Kentucky	(H)	62	69
Feb. 13	Georgia	(H)	64	57
Feb. 17	Mississippi State	(A)	77	61
Feb. 20	Tennessee	(H)	73	68
Feb. 24	Vanderbilt (NR,17)	(A)	81	68
Feb. 27	Alabama	(A)	77	82
Mar. 2	Ole Miss	(H)	92	76
Mar. 5	LSU	(A)	89	80
Mar. 11	Georgia	(N4)	60	65
Mar. 17	Bradley (NR,11)	(N5)	90	86
Mar. 19	Oklahoma (NR,8)	(N5)	87	107
(N1) Birmingham, Ala.				
(N2) Illini Classic, Champaign, Ill.				
(N3) Cotton States Classic, Atlanta, Ga.				
(N4) SEC Tournament, Baton Rouge, La.				
(N5) NCAA Tournament, Atlanta, Ga.				

1988-89 Won 9, Lost 19 (2-16 SEC)
COACH: Sonny Smith

			AU	Opp.
Nov. 26	Mount St. Mary's	(H)	89	83
Nov. 29	Georgia State	(H)	74	70
Dec. 3	Mercer	(H)	87	66
Dec. 10	Texas Southern	(H)	109	81
Dec. 14	Vanderbilt	(A)	77	93
Dec. 17	Jackson State	(H)	74	51
Dec. 20	VCU	(A)	85	79
Dec. 28	Villanova	(N1)	83	84
Dec. 29	Central Florida	(N1)	95	68
Jan. 4	Tennessee (NR,19)	(H)	73	84
Jan. 7	LSU	(A)	77	104
Jan. 11	Mississippi State	(A)	56	69
Jan. 14	Florida	(H)	75	79
Jan. 18	Ole Miss	(H)	64	65
Jan. 25	Kentucky	(A)	76	86
Jan. 28	Alabama	(H)	64	67
Feb. 2	Georgia	(H)	62	75
Feb. 4	Tennessee	(A)	72	89
Feb. 8	LSU (NR,19)	(H)	91	104
Feb. 11	Mississippi State	(H)	70	68
Feb. 15	Florida	(A)	79	90
Feb. 18	Ole Miss	(A)	77	80
Feb. 20	Kentucky	(H)	77	75
Feb. 22	Vanderbilt	(H)	62	77
Feb. 25	UAB	(A)	76	105
Mar. 2	Alabama	(A)	58	74
Mar. 4	Georgia	(A)	76	80
Mar. 9	Ole Miss	(N2)	68	80
(N1) Red Lobster Classic, Orlando, Fla.				
(N2) SEC Tournament, Knoxville, Tenn.				



TOMMY JOE EAGLES
1989-94
5-year career
Record: 64-78 (29-55 SEC)

1989-90 Won 13, Lost 18 (8-10 SEC)
COACH: Tommy Joe Eagles
CAPTAINS: Derrick Dennison, Zane Arnold

			AU	Opp.
Nov. 24	Michigan State	(N1)	79	92
Nov. 25	Connecticut	(N1)	81	95
Nov. 26	Alaska-Anchorage	(A1)	94	109
Dec. 1	UAB	(H)	65	75
Dec. 3	Florida State	(A)	78	82
Dec. 9	Duquesne	(N2)	79	74
Dec. 11	Alabama State	(H)	98	79
Dec. 21	Tennessee Tech	(N3)	70	72
Dec. 28	Navy	(N4)	75	61
Dec. 29	Southern Mississippi	(N4)	73	84
Jan. 3	Tennessee	(A)	70	72
Jan. 6	LSU (NR,17)	(H)	70	77
Jan. 10	Mississippi State	(H)	93	71
Jan. 13	Florida	(A)	62	84
Jan. 17	Ole Miss	(A)	72	80
Jan. 20	Vanderbilt	(H)	82	79
Jan. 24	Kentucky	(H)	74	70
Jan. 27	Alabama (NR,24)	(A)	59	78
Jan. 31	Georgia	(A)	75	88
Feb. 3	Tennessee	(H)	89	83
Feb. 5	Georgia State	(A)	79	66
Feb. 7	LSU (NR,11)	(A)	71	82
Feb. 10	Mississippi State	(A)	77	74
Feb. 14	Florida	(H)	75	55
Feb. 17	Ole Miss	(H)	95	84
Feb. 20	Vanderbilt	(A)	87	74
Feb. 24	Kentucky	(A)	95	98
Feb. 28	Alabama	(H)	65	80
Mar. 3	Georgia	(H)	79	94
Mar. 9	LSU (NR,16)	(N5)	78	76
Mar. 10	Alabama	(N5)	71	87
(N1,A1) Great Alaska Shootout, Anchorage, Alaska				
(N2) Birmingham, Ala.				
(N3) Huntsville, Ala.				
(N4) Blue Angels Classic, Pensacola, Fla.				
(N5) SEC Tournament, Orlando, Fla.				

1990-91 Won 13, Lost 16 (5-13 SEC)
COACH: Tommy Joe Eagles
CAPTAINS: John Caylor, Zane Arnold

			AU	Opp.
Nov. 24	Texas Southern	(H)	85	77
Nov. 26	Georgia State	(H)	83	65
Nov. 30	UAB	(A)	65	71
Dec. 8	Ohio	(H)	75	65
Dec. 13	Duquesne	(A)	75	71
Dec. 15	Florida State	(H)	99	96
Dec. 17	Texas A&M	(H)	95	71
Dec. 27	Villanova	(N1)	71	88
Dec. 28	Tulane	(N1)	84	71
Jan. 3	Alabama	(H)	56	68
Jan. 5	Florida	(A)	82	84
Jan. 9	Ole Miss	(A)	62	60
Jan. 12	LSU	(H)	84	96
Jan. 16	Vanderbilt	(H)	59	80
Jan. 19	Tennessee	(A)	67	63
Jan. 23	Georgia (2ot)	(A)	59	58
Jan. 26	Mississippi State	(H)	64	84
Jan. 29	Kentucky (NR,10)	(H)	81	89
Feb. 2	Alabama	(A)	80	88
Feb. 6	Florida (ot)	(H)	84	87
Feb. 9	Ole Miss	(H)	72	69
Feb. 13	LSU (NR,20)	(A)	61	98
Feb. 16	Vanderbilt	(A)	70	90
Feb. 19	Tennessee	(H)	74	65
Feb. 23	Georgia	(H)	77	86
Feb. 27	Mississippi State	(A)	76	94
Mar. 2	Kentucky (NR,13)	(A)	93	114
Mar. 8	LSU (NR,16)	(N2)	92	77
Mar. 9	Alabama (NR,24)	(N2)	59	77
(N1) USF&G Sugar Bowl Tournament, New Orleans, La.				
(N2) SEC Tournament, Nashville, Tenn.				

1991-92 Won 12, Lost 15 (5-11 SEC)
COACH: Tommy Joe Eagles
CAPTAINS: Chris Brandt, Champ Wrencher

			AU	Opp.
Nov. 25	SIU-Edwardsville	(H)	109	86
Nov. 29	UAB	(N1)	74	88
Dec. 4	Texas A&M	(A)	86	83
Dec. 11	Troy State	(H)	141	116
Dec. 14	Southern Miss	(H)	93	78
Dec. 17	UNLV	(A)	82	85
Dec. 20	Slippery Rock	(N2)	93	66
Dec. 21	South Alabama	(N2)	87	107
Dec. 28	Eastern Kentucky	(N3)	104	92
Dec. 29	UT-Chattanooga	(N3)	75	87
Jan. 4	Arkansas (NR,16)	(A)	92	110
Jan. 8	LSU	(H)	70	87
Jan. 13	Ole Miss	(A)	96	83
Jan. 18	Alabama (NR,9)	(H)	81	63
Jan. 22	South Carolina	(H)	85	68
Jan. 25	Tennessee	(A)	74	82
Jan. 29	Mississippi State	(H)	72	75
Feb. 1	Georgia	(H)	89	84
Feb. 4	Vanderbilt	(A)	83	89
Feb. 8	Kentucky (NR,19)	(H)	67	85
Feb. 12	James Madison	(H)	87	71
Feb. 19	Florida	(A)	81	92
Feb. 22	LSU	(A)	82	99
Feb. 26	Arkansas (NR,9)	(H)	74	82
Feb. 29	Ole Miss	(H)	110	84
Mar. 4	Mississippi State	(A)	70	77
Mar. 7	Alabama (NR,20)	(A)	80	82
(N1) Birmingham-Jefferson Civic Center				
(N2) Blue Angels Classic, Pensacola, Fla.				
(N3) Dr. Pepper Classic, Chattanooga, Tenn.				

1992-93 Won 15, Lost 12 (8-8 SEC)
COACH: Tommy Joe Eagles
CAPTAIN: Reggie Gallon

			AU	Opp.
Dec. 1	Louisiana College	(H)	98	60
Dec. 5	James Madison	(A)	80	89
Dec. 15	Lincoln Memorial	(H)	77	51
Dec. 18	Louisiana Tech	(N1)	65	45
Dec. 19	UNC-Wilmington	(A1)	80	91
Dec. 21	Centenary	(H)	86	61
Dec. 28	Old Dominion	(H)	96	85
Jan. 3	Mississippi State	(A)	71	77
Jan. 6	Florida	(H)	73	76
Jan. 9	LSU	(A)	81	87
Jan. 16	South Carolina	(A)	83	81
Jan. 20	Tennessee	(H)	88	75
Jan. 23	Arkansas (NR,8)	(A)	100	89
Jan. 27	Alabama	(A)	78	81
Jan. 30	Vanderbilt (NR,15)	(H)	70	73
Feb. 3	Ole Miss	(A)	85	74
Feb. 6	Georgia	(A)	69	96
Feb. 9	UAB	(A)	86	74
Feb. 13	LSU	(H)	73	75
Feb. 17	Mississippi State	(H)	83	77
Feb. 22	Southern Miss	(A)	81	75
Feb. 24	Ole Miss	(H)	83	73
Feb. 27	Kentucky (NR,2)	(A)	78	80
Mar. 3	Alabama	(H)	78	70
Mar. 6	Arkansas (NR,13)	(H)	81	80
Mar. 11	Tennessee	(N2)	76	78
Mar. 18	Clemson (NIT)	(A)	72	84
(N1,A1) USAir East Coast Classic, Wilmington, N.C.				
(N2) SEC Tournament, Lexington, Ky.				

1993-94 Won 11, Lost 17 (3-13 SEC)
COACH: Tommy Joe Eagles
CAPTAINS: Wesley Person, Aaron Swinson

			AU	Opp.
Nov. 28	UNC-Wilmington	(H)	94	75
Nov. 30	Nicholls State	(H)	76	79
Dec. 7	Ball State	(H)	92	87
Dec. 9	Troy State	(H)	113	86
Dec. 16	UAB	(H)	65	69
Dec. 18	Old Dominion	(A)	101	87
Dec. 28	Michigan (NR,7)	(N1)	81	102
Dec. 30	Fordham	(N1)	81	60
Jan. 5	Georgia (ot)	(H)	80	83
Jan. 8	LSU	(A)	72	83
Jan. 12	Mississippi State (ot)	(H)	86	91



Year-by-Year Scores

Jan. 15	Arkansas (NR,3)	(H)	105	117
Jan. 19	Ole Miss (2ot)	(A)	85	88
Jan. 22	Tennessee	(A)	85	92
Jan. 25	Alabama	(H)	69	74
Jan. 30	Kentucky (NR,7)	(H)	74	91
Feb. 2	Florida (NR,24)	(A)	67	68
Feb. 5	Florida Atlantic	(H)	91	78
Feb. 9	Vanderbilt	(A)	60	84
Feb. 12	LSU	(H)	111	83
Feb. 16	South Carolina	(H)	88	70
Feb. 19	Mississippi State	(A)	76	65
Feb. 22	Southern Miss	(H)	89	73
Feb. 26	Arkansas (NR,1)	(A)	81	91
Mar. 2	Ole Miss	(H)	62	68
Mar. 5	Alabama	(A)	68	83
Mar. 10	Vanderbilt	(N2)	81	56
Mar. 11	Alabama	(N2)	55	83

(N1) Bank One Fiesta Bowl Basketball Classic, Tucson, Ariz.
(N2) SEC Tournament, The Pyramid, Memphis, Tenn.

CLIFF ELLIS
1994-2004
10-year career
Record: 186-125 (73-87 SEC)

1994-95 Won 16, Lost 13 (7-9 SEC)
COACH: Cliff Ellis
CAPTAINS: Wes Flanigan, Moochie Norris, Lance Weems

			AU	Opp.
Nov. 26	Lynn	(H)	78	70
Nov. 30	UAB	(A)	60	54
Dec. 2	Georgia Southern	(N1)	77	45
Dec. 3	Ball State	(A1)	74	82
Dec. 12	West Florida	(H)	96	59
Dec. 14	Troy State	(H)	95	71
Dec. 17	Alabama State	(H)	102	62
Dec. 29	Florida A&M	(A2)	83	70
Dec. 30	Kansas State	(N2)	75	78
Jan. 4	Kentucky (NR,6)	(A)	64	98
Jan. 8	Ole Miss	(H)	88	74
Jan. 11	LSU	(H)	73	76
Jan. 14	Arkansas (NR,4)	(H)	104	90
Jan. 18	Tennessee	(H)	61	57
Jan. 21	Georgia	(A)	77	83
Jan. 25	Florida (NR,23)	(H)	77	71
Feb. 1	Alabama (NR,20)	(A)	63	65
Feb. 4	Ole Miss	(A)	75	77
Feb. 8	Vanderbilt	(H)	59	77
Feb. 11	Mississippi State (NR,21)	(A)	70	69
Feb. 15	South Carolina	(A)	80	78
Feb. 18	Alabama (NR,18)	(H)	73	86
Feb. 22	Southern Mississippi	(A)	81	79
Feb. 25	LSU	(A)	78	89
Mar. 1	Mississippi State (NR,14)	(H)	76	69
Mar. 4	Arkansas (NR,7)	(A)	66	68
Mar. 9	South Carolina	(N3)	81	66
Mar. 10	Kentucky (NR,3)	(N3)	81	93
Mar. 15	Marquette (NIT)	(H)	61	68

(N1,A1) Cardinal Varsity Club Classic, Muncie, Ind.
(N2,A2) Capital City Classic, Tallahassee, Fla.
(N3) SEC Tournament, Georgia Dome, Atlanta, Ga.

1995-96 Won 19, Lost 13 (6-10 SEC)
COACH: Cliff Ellis
CAPTAINS: Ray Donald, Wes Flanigan, Lance Weems

			AU	Opp.
Nov. 24	La Salle	(N1)	70	60
Nov. 25	James Madison	(N1)	82	71
Nov. 26	Louisville (NR,13)	(N1)	82	78
Nov. 30	Jacksonville State	(H)	91	74
Dec. 3	UAB	(H)	54	66
Dec. 8	Liberty	(N2)	63	58
Dec. 9	Baylor	(A2)	83	64
Dec. 12	South Alabama	(A)	59	50
Dec. 15	Northeast Louisiana	(H)	80	71
Dec. 17	Coastal Carolina	(H)	82	66
Dec. 19	Wofford	(H)	73	56
Dec. 29	Norfolk State	(N3)	92	56
Dec. 30	Florida A&M	(A3)	84	54
Jan. 3	Tennessee	(A)	62	66
Jan. 6	Arkansas	(H)	101	76
Jan. 10	Alabama	(A)	65	72
Jan. 13	Georgia (NR,17)	(H)	89	86
Jan. 21	LSU (23,NR)	(H)	95	87
Jan. 24	Ole Miss (21,NR)	(A)	69	82

Jan. 31	Vanderbilt (22,NR)	(A)	62	76
Feb. 4	Miss. State (22,NR) (ot)	(H)	75	78
Feb. 7	South Carolina (22,NR)	(H)	84	73
Feb. 10	Florida (22,NR)	(A)	73	70
Feb. 14	Alabama	(H)	72	75
Feb. 17	Arkansas	(A)	77	87
Feb. 21	Ole Miss	(H)	69	62
Feb. 24	LSU	(A)	67	93
Feb. 27	Kentucky (NR,1)	(H)	73	88
Mar. 2	Mississippi State	(A)	51	67
Mar. 7	Vanderbilt	(N4)	68	65
Mar. 8	Mississippi State (NR,25)	(N4)	58	69
Mar. 13	Tulane (NIT) (ot)	(H)	73	87

(N1) Puerto Rico Shootout, Bayamon, P.R.
(N2,A2) Dr. Pepper Invitational, Waco, Texas
(N3,A3) Capital City Classic, Tallahassee, Fla.
(N4) SEC Tournament, Superdome, New Orleans, La.

1996-97 Won 16, Lost 15 (6-10 SEC)
COACH: Cliff Ellis
CAPTAINS: Wes Flanigan, Pat Burke

			AU	Opp.
Nov. 22	UAB	(A)	57	64
Nov. 25	Arkansas-Pine Bluff	(H)	89	56
Nov. 29	Colorado (ot)	(N1)	72	78
Nov. 30	Hawaii-Hilo (ot)	(A1)	98	92
Dec. 1	TCU	(N1)	66	86
Dec. 5	Arkansas-Little Rock	(H)	75	63
Dec. 7	Georgia State	(H)	66	48
Dec. 14	Baylor	(H)	63	68
Dec. 15	Western Carolina	(H)	80	55
Dec. 18	South Alabama	(H)	60	51
Dec. 21	Murray State	(N2)	86	72
Dec. 28	Florida A&M	(A)	95	57
Dec. 30	Winthrop	(H)	80	55
Jan. 4	South Carolina	(A)	56	66
Jan. 8	Arkansas	(H)	55	56
Jan. 11	Florida	(H)	79	65
Jan. 15	Tennessee	(H)	43	35
Jan. 18	Kentucky (NR,4)	(A)	53	77
Jan. 22	LSU	(A)	59	75
Jan. 25	Georgia	(A)	48	53
Jan. 28	Alabama	(H)	72	62
Feb. 1	Ole Miss	(A)	46	57
Feb. 5	Mississippi State	(H)	81	68
Feb. 8	LSU	(H)	76	72
Feb. 11	Arkansas	(A)	42	75
Feb. 15	Vanderbilt	(H)	61	75
Feb. 22	Alabama	(A)	50	55
Feb. 26	Mississippi State	(A)	68	64
Mar. 1	Ole Miss	(H)	63	71
Mar. 6	Tennessee	(N3)	67	54
Mar. 7	Kentucky (NR,6)	(N3)	50	92

(N1,A1) Big Island Invitational, Hilo, Hawaii
(N2) Mulligan Holiday Hoopfest, Birmingham, Ala.
(N3) SEC Tournament, The Pyramid, Memphis, Tenn.

1997-98 Won 16, Lost 14 (7-9 SEC)
COACH: Cliff Ellis
CAPTAINS: Franklin Williams, Doc Robinson

			AU	Opp.
Nov. 11	Temple (NR,24)	(N1)	42	68
Nov. 14	Central Florida	(A)	70	63
Nov. 17	Nicholls State	(H)	96	75
Nov. 21	Southern Miss	(H)	83	70
Nov. 25	Wofford	(H)	68	51
Dec. 6	Florida A&M	(H)	79	69
Dec. 12	Pepperdine	(N2)	55	62
Dec. 13	Weber State	(N2)	63	58
Dec. 16	Jacksonville State	(H)	89	61
Dec. 20	UAB	(N3)	65	71
Dec. 30	Navy	(H)	70	54
Jan. 3	Georgia	(H)	73	62
Jan. 7	Tennessee	(A)	74	69
Jan. 14	LSU	(A)	54	59
Jan. 18	Alabama	(H)	94	40
Jan. 21	Arkansas (NR,18)	(H)	65	79
Jan. 24	South Carolina (NR,14)	(H)	56	61
Jan. 28	Mississippi State	(A)	69	66
Jan. 31	Ole Miss (NR,12)	(H)	68	67
Feb. 4	Alabama	(A)	62	76
Feb. 7	Mississippi State (ot)	(H)	68	66
Feb. 11	Florida	(A)	64	81
Feb. 14	LSU	(H)	66	44
Feb. 18	Vanderbilt	(A)	66	82

Feb. 21	Arkansas	(A)	83	107
Feb. 25	Kentucky (NR,7)	(H)	58	83
Feb. 28	Ole Miss (NR,13)	(A)	67	74
Mar. 5	Florida	(N4)	64	68
Mar. 11	Southern Miss (NIT)	(H)	77	62
Mar. 16	Marquette (NIT) (ot)	(A)	60	75

(N1) NABC Classic, Albuquerque, N.M.
(N2) Cougar Classic, Provo, Utah
(N3) Holiday Hardwood Classic, BJCC, Birmingham, Ala.
(N4) SEC Tournament, Georgia Dome, Atlanta, Ga.

1998-99 Won 29, Lost 4 (14-2 SEC Champions)
COACH: Cliff Ellis
CAPTAINS: Bryant Smith, Doc Robinson
SEC CHAMPIONS

			AU	Opp.
Nov. 13	Southeastern Louisiana	(H)	114	60
Nov. 16	Florida A&M	(H)	94	47
Nov. 19	Central Florida	(H)	77	42
Nov. 23	BYU	(H)	62	43
Nov. 27	Rutgers	(N1)	70	55
Nov. 29	Hawaii	(A1)	84	57
Dec. 3	UNC-Asheville	(H)	91	60
Dec. 6	Florida State	(A)	80	68
Dec. 12	UAB (24,NR)	(A2)	77	64
Dec. 15	Wofford (18,NR)	(H)	79	51
Dec. 19	Navy (18,NR)	(A)	88	70
Dec. 29	Bethune-Cookman (15,NR)	(H)	99	46
Jan. 2	Tennessee (15,NR)	(H)	90	62
Jan. 6	Arkansas (14,18)	(H)	83	66
Jan. 9	LSU (14,NR)	(A)	73	70
Jan. 13	Ole Miss (8,NR)	(A)	74	59
Jan. 16	Florida (8,NR)	(H)	88	69
Jan. 20	Kentucky (6,7)	(A)	62	72
Jan. 23	Alabama (6,NR)	(A)	73	58
Jan. 27	Mississippi State (7,NR)	(H)	64	54
Jan. 30	Georgia (7,NR)	(A)	85	74
Feb. 3	South Carolina (6,NR)	(A)	76	48
Feb. 6	LSU (6,NR)	(H)	80	54
Feb. 9	Ole Miss (3,NR)	(H)	95	66
Feb. 13	Alabama (3,NR)	(H)	102	61
Feb. 17	Vanderbilt (3,NR)	(H)	81	63
Feb. 24	Arkansas (2,NR)	(A)	88	104
Feb. 27	Mississippi State (2,NR)	(A)	76	73
Mar. 5	Alabama (4,NR)	(N3)	93	61
Mar. 6	Kentucky (4,14)	(N3)	57	69
Mar. 11	Winthrop (4,NR)	(N4)	80	41
Mar. 13	Oklahoma State (4,NR)	(N4)	81	74
Mar. 18	Ohio State (4,14)	(N5)	64	72

(N1) United Airlines Tip-off Classic, Honolulu, Hawaii
(A2) Arby's Hardwood Classic, BJCC, Birmingham, Ala.
(N3) SEC Tournament, Georgia Dome, Atlanta, Ga.
(N4) NCAA Tourney 1st/2nd Rounds, Indianapolis, Ind.
(N5) NCAA Tournament Sweet 16, Knoxville, Tenn.

1999 Final Rankings

Associated Press	USA Today/ESPN
1. Duke	1. Connecticut
2. Michigan State	2. Duke
3. Connecticut	3. Michigan State
4. Auburn	4. Ohio State
5. Maryland	5. Kentucky
6. Utah	5. St. John's
7. Stanford	7. Auburn
8. Kentucky	8. Maryland
9. St. John's	9. Stanford
10. Miami, Fla.	10. Utah

1999-2000 Won 24, Lost 10 (9-7 SEC)
COACH: Cliff Ellis
CAPTAINS: Doc Robinson, Chris Porter

			AU	Opp.
Nov. 19	UAB (3,NR)	(H)	65	59
Nov. 21	Arkansas-Pine Bluff (3,NR)	(H)	100	44
Nov. 27	Stanford (2,7)	(N1)	58	67
Dec. 1	Belmont (5,NR)	(H)	65	56
Dec. 5	Florida State (5,NR)	(H)	55	54
Dec. 11	Pennsylvania (8,NR)	(N2)	77	70
Dec. 13	Coppin State (6,NR)	(H)	63	35
Dec. 16	Bradley (6,NR)	(N3)	78	64
Dec. 20	Puerto Rico-Mayaguez (6,NR)	(A4)	109	52
Dec. 21	Virginia Tech (6,NR)	(N4)	73	63
Dec. 22	Pepperdine (6,NR)	(N4)	87	76
Dec. 30	Southern Miss (4,NR)	(H)	56	50
Jan. 2	Stony Brook (4,NR)	(H)	100	45



Year-by-Year Scores

Jan. 8	Georgia (4,NR)	(H)	67	52
Jan. 11	Kentucky (4,20)	(H)	66	63
Jan. 16	Mississippi State (4,NR)	(A)	51	45
Jan. 19	South Carolina (4,NR)	(H)	65	61
Jan. 22	Ole Miss (4,NR) (ot)	(A)	77	79
Jan. 25	Tennessee (7,11)	(A)	76	105
Jan. 29	Mississippi State (7,NR)	(H)	73	57
Feb. 2	Alabama (10,NR)	(H)	77	63
Feb. 5	Arkansas (10,NR)	(H)	73	55
Feb. 9	LSU (8,25)	(A)	68	83
Feb. 16	Vanderbilt (11,24)	(A)	86	80
Feb. 19	Ole Miss (11,NR)	(H)	75	72
Feb. 22	Alabama (8,NR)	(A)	64	68
Feb. 27	Florida (8,9)	(A)	59	88
Mar. 1	LSU (13,12)	(H)	53	55
Mar. 5	Arkansas (13,NR)	(A)	55	64
Mar. 10	Florida (23,10)	(N5)	78	70
Mar. 11	So. Carolina (23,NR) (ot)	(N5)	77	72
Mar. 12	Arkansas (23,NR)	(N5)	67	75
Mar. 16	Creighton (22,NR)	(N6)	72	69
Mar. 18	Iowa State (22,6)	(N6)	60	79

(N1) Wooden Classic, Arrowhead Pond, Anaheim, Calif.
 (N2) Arby's Hardwood Classic, BJCC, Birmingham, Ala.
 (N3) Coors Classic, Mitchell Center, Mobile, Ala.
 (N4) San Juan Shootout, Morales Coliseum, San Juan, P.R.
 (N5) SEC Tournament, Georgia Dome, Atlanta, Ga.
 (N6) NCAA Tourney 1st/2nd Rounds, Minneapolis, MN

2000 Final Rankings	
Associated Press	USA Today/ESPN
1. Duke	1. Michigan State
2. Michigan State	2. Florida
3. Stanford	3. Iowa State
4. Arizona	4. Duke
5. Temple	5. Stanford
6. Iowa State	6. Oklahoma State
7. Cincinnati	7. Cincinnati
8. Ohio State	8. Arizona
9. St. John's	9. Tulsa
10. LSU	10. Temple
24. Auburn	

2000-01 Won 18, Lost 14 (7-9 SEC)
 COACH: Cliff Ellis
 CAPTAINS: Scott Pohlman, Reggie Sharp

		AU	Opp.
Nov. 17	Florida A&M	(H)	87 52
Nov. 19	Jacksonville State	(H)	91 51
Nov. 20	Mercer	(H)	88 92
Nov. 24	Robert Morris	(N1)	89 71
Nov. 25	Toledo (2ot)	(N1)	90 95
Nov. 26	Providence	(N1)	80 69
Dec. 1	South Alabama	(H)	66 68
Dec. 4	Louisiana-Lafayette	(H)	93 86
Dec. 5	Grambling	(H)	104 60
Dec. 9	Detroit	(N2)	75 72
Dec. 16	Oregon (ot)	(N3)	101 97
Dec. 19	Georgia Southern	(H)	93 79
Dec. 30	Southern Miss	(H)	73 69
Jan. 6	Tennessee (NR,5) (2ot)	(H)	88 96
Jan. 10	Georgia (ot)	(A)	80 85
Jan. 13	LSU	(H)	85 69
Jan. 17	Arkansas	(A)	72 82
Jan. 20	South Carolina	(A)	60 57
Jan. 24	Florida (NR,14)	(H)	63 65
Jan. 27	Alabama (NR,15)	(A)	80 81
Jan. 31	Mississippi State	(H)	60 56
Feb. 3	Ole Miss	(H)	70 74
Feb. 10	LSU	(A)	76 65
Feb. 14	Arkansas	(H)	71 63
Feb. 17	Mississippi State	(A)	74 85
Feb. 21	Alabama (NR,14) (ot)	(H)	72 69
Feb. 24	Ole Miss (NR,12)	(A)	62 64
Feb. 28	Kentucky (NR,15)	(A)	78 90
Mar. 3	Vanderbilt	(H)	69 66
Mar. 8	Tennessee (NR,24)	(N4)	66 73
Mar. 14	Miami, Fla. (NIT)	(H)	60 58
Mar. 20	Purdue (NIT)	(A)	61 79

(N1) Energia Systems Thanksgiving Tour, Kansas City, Mo.
 (N2) Arby's Hardwood Classic, BJCC, Birmingham, Ala.
 (N3) Las Vegas Showdown, Las Vegas, Nev.
 (N4) SEC Tourney, Gaylord Enter. Center, Nashville, TN

2001-02 Won 12, Lost 16 (4-12 SEC)
 COACH: Cliff Ellis
 CAPTAINS: Marquis Daniels, Adam Harrington

		AU	Opp.
Nov. 16	High Point	(H)	63 59
Nov. 18	Jacksonville State	(H)	75 53
Nov. 24	Rutgers	(A)	56 57
Nov. 27	McNeese State	(H)	78 74
Nov. 30	Florida International	(H)	67 55
Dec. 4	Louisiana Tech	(H)	66 67
Dec. 8	Virginia (NR,7)	(N1)	72 77
Dec. 15	Marshall	(N2)	78 60
Dec. 18	South Alabama	(H)	73 58
Dec. 20	UNC-Asheville	(H)	83 38
Dec. 29	Southern Miss	(H)	64 55
Jan. 5	Arkansas	(H)	77 83
Jan. 9	Ole Miss	(A)	65 69
Jan. 12	Alabama (NR,14)	(H)	59 56
Jan. 16	Vanderbilt	(A)	67 73
Jan. 19	LSU	(A)	58 75
Jan. 22	Kentucky (NR,8)	(H)	62 69
Jan. 27	Tennessee	(A)	59 82
Jan. 30	Mississippi State	(H)	64 72
Feb. 2	Arkansas	(A)	60 62
Feb. 9	Georgia (NR,17)	(H)	75 72
Feb. 13	Ole Miss	(H)	65 62
Feb. 16	Mississippi State	(A)	53 89
Feb. 20	Florida (NR,8)	(A)	61 89
Feb. 23	South Carolina	(H)	50 46
Feb. 27	Alabama (NR,6)	(A)	68 73
Mar. 2	LSU	(H)	54 59
Mar. 7	Florida (NR,11)	(N3)	63 81

(N1) Arby's Hardwood Classic, Birmingham, Ala.
 (N2) Coors Classic, Mobile, Ala.
 (N3) SEC Tournament, Georgia Dome, Atlanta, Ga.

2002-03 Won 22, Lost 12 (8-8 SEC)
 COACH: Cliff Ellis
 CAPTAINS: Marquis Daniels, Derrick Bird

		AU	Opp.
Nov. 22	Wofford	(H)	81 63
Nov. 26	Georgia State	(H)	100 71
Dec. 1	Western Kentucky	(N1)	70 89
Dec. 2	Southeastern Louisiana	(H)	77 47
Dec. 4	South Carolina State	(H)	85 65
Dec. 8	Rutgers	(H)	82 70
Dec. 14	Murray State	(H)	72 53
Dec. 17	Western Michigan	(H)	54 72
Dec. 20	Puerto Rico-Mayaguez	(A2)	94 64
Dec. 21	Denver	(N2)	63 58
Dec. 22	Troy State	(N2)	94 66
Dec. 30	Southern Miss	(H)	92 46
Jan. 2	North Texas	(H)	90 65
Jan. 8	Vanderbilt	(H)	62 59
Jan. 11	Arkansas	(A)	52 37
Jan. 15	South Carolina	(A)	67 60
Jan. 18	Alabama (NR,9)	(H)	77 68
Jan. 22	Kentucky (24,8)	(A)	51 67
Jan. 25	Georgia (24,19)	(A)	79 85
Feb. 1	Tennessee	(H)	57 60
Feb. 5	Ole Miss	(H)	77 71
Feb. 8	LSU	(H)	56 54
Feb. 15	Alabama	(A)	68 84
Feb. 19	Mississippi State (NR,19)	(H)	46 63
Feb. 22	Ole Miss	(A)	80 75
Feb. 26	LSU	(A)	63 94
Mar. 1	Florida (NR,4)	(H)	70 73
Mar. 5	Arkansas	(H)	69 54
Mar. 8	Mississippi State (NR,21)	(A)	45 67
Mar. 14	Tennessee	(N3)	66 53
Mar. 15	Kentucky (NR,2)	(N3)	58 78
Mar. 21	Saint Joseph's (ot)	(N4)	65 63
Mar. 23	Wake Forest (NR,8)	(N4)	68 62
Mar. 28	Syracuse (NR,12)	(N5)	78 79


(N1) Nashville, Tenn., Gaylord Entertainment Center
 (A2, N2) San Juan Shootout, Caguas, P.R.
 (N3) SEC Tournament, Superdome, New Orleans, La.
 (N4) NCAA Tournament 1st/2nd Rounds, Tampa, Fla.
 (N5) NCAA Tournament Sweet 16, Albany, N.Y.

2003-04 Won 14, Lost 14 (5-11 SEC)
 COACH: Cliff Ellis
 CAPTAIN: Kyle Davis

		AU	Opp.
Nov. 17	College of Charleston	(H1)	66 62

Nov. 21	Western Kentucky	(H)	86 64
Nov. 23	Maryland-Eastern Shore	(H)	85 61
Nov. 29	Grambling State	(N1)	105 56
Dec. 1	Colorado State	(H)	84 54
Dec. 7	Air Force	(H)	68 49
Dec. 10	Montana	(H)	73 51
Dec. 20	UNLV	(A1)	69 82
Dec. 22	Georgia State	(H)	72 77
Dec. 30	Southern Miss	(H)	78 60
Jan. 2	New Orleans	(H)	70 55
Jan. 7	Vanderbilt (NR,20)	(A)	53 59
Jan. 10	Ole Miss	(H)	80 53
Jan. 14	South Carolina (ot)	(H)	51 53
Jan. 17	Alabama	(A)	46 69
Jan. 21	Arkansas	(H)	70 63
Jan. 24	Florida (NR,17)	(A)	52 68
Jan. 31	Mississippi State (NR,11)	(H)	68 73
Feb. 4	Arkansas	(A)	52 74
Feb. 7	Georgia	(H)	57 54
Feb. 14	Ole Miss	(A)	68 72
Feb. 18	LSU (NR,24)	(A)	80 68
Feb. 21	Kentucky (NR,9)	(H)	59 68
Feb. 24	Alabama	(H)	71 72
Feb. 28	Tennessee	(A)	69 75
Mar. 2	Mississippi State (NR,5)	(A)	91 105
Mar. 6	LSU	(H)	78 66
Mar. 11	Georgia	(N2)	59 73

(H1) NABC Classic, Auburn, Ala.
 (N1) Huntsville, Ala.
 (A1) Las Vegas Showdown, Las Vegas, Nev.
 (N2) SEC Tournament, Georgia Dome, Atlanta, Ga.



JEFF LEBO
 2004-10
 6-year career
 Record: 96-93 (35-61 SEC)

2004-05 Won 14, Lost 17 (4-12 SEC)
 COACH: Jeff Lebo
 CAPTAINS: Nathan Watson, Ian Young, Quinzel Brown

		AU	Opp.
Nov. 19	Temple	(A)	80 78
Nov. 22	Furman	(H)	85 74
Nov. 24	Nicholls State	(H)	92 78
Nov. 27	Louisiana Tech	(H)	79 67
Nov. 30	Colorado State (ot)	(H)	79 76
Dec. 3	Virginia (NR,24)	(N1)	87 89
Dec. 5	Wofford	(H)	78 85
Dec. 7	College of Charleston	(A)	76 61
Dec. 12	UNLV (ot)	(H)	87 91
Dec. 20	Delaware	(N2)	74 46
Dec. 21	Middle Tennessee State	(N2)	79 74
Dec. 22	Toledo	(N2)	65 68
Dec. 30	Belmont	(H)	73 69
Jan. 5	Mississippi State (NR,18)	(A)	53 90
Jan. 12	Florida (ot)	(H)	78 84
Jan. 15	Ole Miss	(H)	72 79
Jan. 22	Arkansas	(A)	59 95
Jan. 26	Alabama (NR,14)	(H)	55 60
Jan. 29	Tennessee	(H)	62 59
Feb. 2	Ole Miss	(A)	55 70
Feb. 5	Mississippi State	(H)	90 76
Feb. 9	LSU	(A)	69 90
Feb. 12	South Carolina	(A)	74 71
Feb. 16	Vanderbilt	(H)	43 67
Feb. 19	Georgia	(A)	45 57
Feb. 23	Kentucky (NR,5)	(A)	73 81
Feb. 26	LSU	(H)	64 77
Mar. 2	Alabama (NR,19)	(A)	53 94
Mar. 5	Arkansas	(H)	77 64
Mar. 10	Vanderbilt	(N3)	77 73
Mar. 11	LSU	(N3)	58 89

(N1) Richmond, Va. (Siegel Center)
 (N2) San Juan Shootout (Carolina, P.R.)
 (N3) SEC Tournament, Georgia Dome, Atlanta, Ga.

2005-06 Won 12, Lost 16 (4-12 SEC)
 COACH: Jeff Lebo
 CAPTAINS: Ronny LeMelle, Frank Tolbert

		AU	Opp.
Nov. 20	Lipscomb	(H)	69 54
Nov. 25	Gardner-Webb	(H)	70 43
Nov. 28	Colorado State	(A)	67 77
Dec. 1	McNeese State	(H)	91 76
Dec. 4	Pittsburgh	(A)	41 78



Year-by-Year Scores

Dec. 14	Southeastern Louisiana	(H)	66	51
Dec. 18	Temple	(H)	73	42
Dec. 22	Texas A&M	(A)	67	72
Dec. 29	Winthrop	(H)	64	62
Dec. 31	Jacksonville State	(H)	87	83
Jan. 4	Southern Miss	(H)	80	57
Jan. 7	Vanderbilt	(A)	50	74
Jan. 11	Alabama	(H)	52	56
Jan. 14	Florida (NR,2)	(A)	57	69
Jan. 21	Arkansas	(H)	52	68
Jan. 24	Kentucky	(H)	62	71
Jan. 28	Georgia	(H)	66	65
Feb. 1	LSU (NR,24)	(A)	69	84
Feb. 4	Mississippi State	(A)	53	71
Feb. 8	Ole Miss	(H)	58	50
Feb. 11	Arkansas	(A)	64	84
Feb. 15	Tennessee (NR,8)	(A)	89	105
Feb. 18	LSU (NR,25)	(H)	61	65
Feb. 22	Mississippi State	(H)	75	71
Feb. 25	Ole Miss	(A)	58	54
Mar. 1	Alabama	(A)	61	71
Mar. 4	South Carolina	(H)	63	67
Mar. 9	Vanderbilt	(N1)	71	76

(N1) SEC Tournament, Gaylord Enter. Center, Nashville, Tenn.

2006-07 Won 17, Lost 15 (7-9 SEC)

COACH: Jeff Lebo

CAPTAINS: Quantez Robertson, Korvotney Barber, Rasheem Barrett

Nov. 10	Troy	(H)	71	68
Nov. 17	Winston-Salem State	(H)	95	62
Nov. 19	East Tennessee State	(H1)	64	58
Nov. 21	Miles College	(H1)	79	58
Nov. 24	Oklahoma State	(N2)	65	66
Nov. 25	Wisconsin (NR,7)	(N2)	63	77
Nov. 28	Nicholls State (ot)	(H)	92	87
Nov. 30	Louisiana-Monroe	(H)	81	60
Dec. 3	Pittsburgh (NR,2)	(H)	66	74
Dec. 6	South Alabama	(H)	82	71
Dec. 16	Wofford	(H)	86	76
Dec. 19	Tennessee State	(H)	86	59
Dec. 22	Texas A&M (NR,13)	(H)	58	87
Dec. 30	Charleston Southern	(H)	69	53
Jan. 2	Southern Miss	(A)	54	56
Jan. 6	Vanderbilt	(H)	68	65
Jan. 8	Kentucky	(A)	57	84
Jan. 13	LSU (NR,13)	(A)	63	65
Jan. 17	Tennessee (NR,22)	(H)	83	80
Jan. 20	Mississippi State	(A)	76	87
Jan. 23	Alabama (NR,12)	(H)	81	57
Jan. 27	Florida (NR,1)	(H)	66	91
Jan. 31	South Carolina	(A)	80	75
Feb. 3	Ole Miss	(H)	59	82
Feb. 7	Arkansas	(A)	57	65
Feb. 10	Mississippi State	(H)	83	91
Feb. 17	Georgia	(A)	79	86
Feb. 21	Arkansas	(H)	67	59
Feb. 24	Alabama (NR,25)	(A)	86	77
Feb. 28	LSU	(H)	80	68
Mar. 3	Ole Miss	(A)	79	83
Mar. 8	Georgia	(N3)	65	80

(H1) South Padre Inv. (Auburn, Ala.)

(N2) South Padre Inv. (South Padre Island, Texas)

(N3) SEC Tournament, Georgia Dome, Atlanta, Ga.

2007-08 Won 14, Lost 16 (4-12 SEC)

COACH: Jeff Lebo

CAPTAINS: Quantez Robertson, Korvotney Barber

Nov. 9	Tulane	(A)	62	77
Nov. 13	Kennesaw State	(H)	74	62
Nov. 16	Alabama State	(A)	63	60
Nov. 19	Charleston Southern	(A1)	89	59
Dec. 2	George Washington	(N2)	74	70
Dec. 5	West Virginia	(N3)	59	88
Dec. 15	Southern	(N4)	71	63
Dec. 19	Mercer	(H)	68	59
Dec. 22	Alabama A&M	(H)	67	56
Dec. 29	Towson	(H)	79	59
Jan. 2	Texas A&M-Corpus Christi	(H)	76	58
Jan. 6	Xavier	(H)	57	80
Jan. 10	Arkansas	(H)	70	76
Jan. 12	Florida	(A)	56	72
Jan. 16	LSU	(A)	74	67

Jan. 19	Ole Miss (NR,15)	(H)	80	77
Jan. 22	Presbyterian	(H)	78	65
Jan. 26	Alabama	(A)	77	97
Jan. 30	LSU	(H)	80	81
Feb. 2	Vanderbilt (NR,18)	(A)	71	78
Feb. 6	Kentucky	(H)	63	66
Feb. 9	Mississippi State	(H)	64	83
Feb. 16	Ole Miss	(A)	90	78
Feb. 20	Tennessee (NR,2)	(A)	70	89
Feb. 24	Alabama	(H)	88	76
Feb. 27	Mississippi State	(A)	78	89
Mar. 1	South Carolina	(H)	63	69
Mar. 5	Georgia	(H)	54	59
Mar. 8	Arkansas	(A)	64	77
Mar. 13	Vanderbilt (NR,17)	(N5)	82	93

(A1) North Charleston, SC (N. Charleston Coliseum)

(N2) BB&T Classic (Washington, DC, Verizon Center)

(N3) Big East/SEC Inv. (Birmingham, AL, BJCC Arena)

(N4) Coors Classic (Mobile, AL, Mitchell Center)

(N5) SEC Tournament (Atlanta, GA, Georgia Dome)

2008-09 Won 24, Lost 12 (10-6 SEC)

COACH: Jeff Lebo

CAPTAINS: Quantez Robertson, Korvotney Barber

Nov. 14	Missouri State	(H)	75	60
Nov. 19	Mercer	(H1)	74	78
Nov. 22	George Washington	(H)	83	71
Nov. 25	Bethune-Cookman	(H1)	61	46
Nov. 28	Dayton (ot)	(N2)	59	60
Nov. 29	Northern Iowa	(N2)	61	67
Dec. 3	Xavier	(A)	74	81
Dec. 6	Louisiana-Monroe	(H)	78	55
Dec. 17	Tuskegee	(H)	75	32
Dec. 20	Virginia	(A)	58	56
Dec. 22	Alabama State	(H)	77	72
Dec. 29	Alabama A&M	(H)	82	40
Dec. 31	Southeastern Louisiana	(H)	77	65
Jan. 3	Tulane	(H)	78	53
Jan. 10	South Carolina	(A)	56	68
Jan. 14	Florida	(H)	65	68
Jan. 17	Alabama	(H)	85	71
Jan. 21	Kentucky	(A)	64	73
Jan. 24	Arkansas	(A)	73	51
Jan. 27	Texas-Pan American	(H)	66	63
Jan. 31	Vanderbilt	(H)	75	82
Feb. 4	Ole Miss	(A)	59	78
Feb. 7	Tennessee	(H)	78	77
Feb. 11	Arkansas	(H)	75	62
Feb. 14	Mississippi State	(H)	91	76
Feb. 18	Georgia	(A)	71	59
Feb. 21	LSU (NR,23)	(A)	72	79
Feb. 25	Ole Miss	(H)	77	64
Feb. 28	Mississippi State	(A)	76	58
Mar. 3	Alabama	(A)	77	73
Mar. 7	LSU (NR,11)	(H)	69	53
Mar. 13	Florida	(N3)	61	58
Mar. 14	Tennessee	(N3)	85	94
Mar. 18	UT Martin	(H4)	87	82
Mar. 20	Tulsa	(H4)	74	55
Mar. 24	Baylor	(H4)	72	74

(H1) Chicago Invitational (Auburn, AL)

(N2) Chicago Inv. (Hoffman Estates, IL, Sears Centre)

(N3) SEC Tournament (Tampa, FL, St. Pete Times Forum)

(H4) NIT (Auburn, AL)

2009-10 Won 15, Lost 17 (6-10 SEC)

COACH: Jeff Lebo

CAPTAINS: Lucas Hargrove, Frankie Sullivan

Nov. 13	Niagara	(H)	69	65
Nov. 16	Missouri State	(A)	62	73
Nov. 20	Central Florida	(N1)	74	84
Nov. 21	IUPUI	(N1)	80	65
Nov. 22	North Carolina State	(N1)	58	60
Nov. 25	High Point	(H)	75	54
Dec. 1	Alabama A&M	(A)	87	52
Dec. 4	Troy	(H)	77	81
Dec. 7	Virginia	(H)	68	67
Dec. 17	Florida State	(A)	72	76
Dec. 20	Sam Houston State	(H)	89	107
Dec. 22	Alabama State	(H)	94	78
Dec. 29	Charleston Southern	(H)	77	62
Jan. 2	Georgia Southern	(H)	95	75
Jan. 5	West Georgia	(H)	96	72
Jan. 9	South Carolina	(H)	71	80
Jan. 14	Tennessee (NR,9)	(A)	55	81
Jan. 16	Kentucky (NR,2)	(H)	67	72
Jan. 20	LSU	(A)	84	80
Jan. 23	Vanderbilt	(A)	74	82
Jan. 28	Ole Miss (NR,18)	(H)	74	84
Jan. 30	Alabama	(H)	58	57
Feb. 6	Arkansas (ot)	(A)	79	82

Feb. 10	Georgia	(H)	82	63
Feb. 13	Mississippi State (ot)	(A)	75	85
Feb. 18	Florida	(A)	70	78
Feb. 20	Arkansas	(H)	92	83
Feb. 24	Ole Miss	(A)	75	85
Feb. 27	LSU	(H)	74	59
Mar. 3	Mississippi State	(H)	89	80
Mar. 6	Alabama	(A)	61	73
Mar. 11	Florida	(N2)	69	78

(N1) Glenn Wilkes Classic (Daytona Beach, FL)

(N2) SEC Tournament (Nashville, TN)



TONY BARBEE

2010-14

4-year career

Record: 49-75 (18-50 SEC)

2010-11 Won 11, Lost 20 (4-12 SEC)

COACH: Tony Barbee

CAPTAINS: Josh Wallace, Earnest Ross

Nov. 12	UNC Asheville (ot)	(H)	69	70
Nov. 19	Samford	(H)	68	79
Nov. 20	Campbell	(H)	54	61
Nov. 21	Middle Tennessee	(H)	68	66
Nov. 27	Jacksonville	(H)	55	69
Nov. 30	Georgia Southwestern	(H)	78	50
Dec. 5	Arkansas-Pine Bluff	(H)	76	72
Dec. 11	Rutgers	(N1)	54	63
Dec. 15	South Florida	(A)	49	61
Dec. 18	Presbyterian	(H)	59	62
Dec. 21	USC Upstate	(H)	68	54
Dec. 29	Georgia Southern (ot)	(H)	88	84
Dec. 31	Grambling State	(H)	63	45
Jan. 3	Florida State	(H)	65	60
Jan. 8	LSU	(H)	55	62
Jan. 11	Kentucky (NR,13)	(A)	54	78
Jan. 16	Mississippi State	(A)	66	85
Jan. 20	Florida	(H)	40	45
Jan. 22	Alabama	(H)	58	68
Jan. 25	Arkansas	(A)	64	73
Jan. 29	South Carolina	(A)	79	64
Feb. 3	Tennessee	(H)	56	69
Feb. 5	Georgia (ot)	(A)	72	81
Feb. 12	Mississippi State	(H)	65	62
Feb. 16	Ole Miss	(A)	59	90
Feb. 19	Vanderbilt (NR,18)	(H)	60	77
Feb. 23	Alabama	(A)	49	51
Feb. 26	Arkansas	(H)	55	57
Mar. 2	Ole Miss	(H)	76	73
Mar. 5	LSU	(A)	60	51
Mar. 10	Georgia	(N2)	51	69

(N1) SEC-Big East Invitational (Pittsburgh, Pa.)

(N2) SEC Tournament (Atlanta, Ga.)

2011-12 Won 15, Lost 16 (5-11 SEC)

COACH: Tony Barbee

CAPTAINS: Kenny Gabriel, Frankie Sullivan

Nov. 11	McNeese State	(H)	84	62
Nov. 14	Kennesaw State	(H)	68	55
Nov. 25	Nicholls State	(H)	78	57
Nov. 28	Arkansas-Pine Bluff	(H)	72	59
Dec. 2	Seton Hall	(A1)	59	81
Dec. 14	South Florida	(H)	52	40
Dec. 17	North Florida	(H)	84	71
Dec. 19	Florida A&M	(H)	76	69
Dec. 22	Hawai'i	(A2)	65	62
Dec. 23	Long Beach State	(N1)	43	64
Dec. 25	UTEP	(N1)	76	83
Dec. 30	Georgia Southern	(H)	78	75
Jan. 2	Bethune-Cookman	(H)	67	41
Jan. 4	Florida State	(A)	56	85
Jan. 7	Vanderbilt	(A)	35	65
Jan. 11	Kentucky (NR,2)	(H)	53	68
Jan. 14	Ole Miss (2ot)	(H)	69	68
Jan. 17	LSU (ot)	(A)	58	65
Jan. 21	South Carolina	(H)	63	52
Jan. 25	Arkansas	(A)	53	56
Jan. 28	Tennessee	(A)	49	64
Feb. 1	Georgia	(H)	59	51
Feb. 4	Mississippi State (NR,19)	(A)	88	91
Feb. 7	Alabama	(H)	50	68
Feb. 11	Ole Miss	(A)	54	61
Feb. 18	Mississippi State (NR,23)	(H)	65	55
Feb. 21	Florida (NR,11)	(A)	47	63
Feb. 25	Arkansas	(H)	71	77
Feb. 29	Alabama	(A)	49	55
Mar. 3	LSU	(H)	67	52
Mar. 8	Ole Miss	(N2)	54	68

(A1) Big East/SEC Challenge (Newark, N.J.)

(A2, N1) Hawaiian Airlines Diamond Head Classic (Honolulu, HI)

(N2) SEC Tournament (New Orleans, La.)



Year-by-Year Scores

2012-13 Won 9, Lost 23 (3-15 SEC)
COACH: Tony Barbee

	AU	Opp.
Nov. 9 IPFW (H)	61	50
Nov. 15 Murray State (N1)	59	79
Nov. 16 College of Charleston (A1)	55	51
Nov. 18 Dayton (N1)	63	73
Nov. 21 Boston College (A)	49	50
Nov. 25 Rhode Island (2ot) (H)	72	78
Nov. 30 DePaul (H2)	76	80
Dec. 11 Grambling State (H)	92	42
Dec. 15 Furman (H)	64	50
Dec. 18 Tennessee Tech (H)	81	62
Dec. 22 Winthrop (H)	67	74
Dec. 29 Illinois (NR,12) (N3)	79	81
Jan. 2 Florida State (H)	78	72
Jan. 9 LSU (H)	68	63
Jan. 12 South Carolina (A)	74	71
Jan. 16 Arkansas (2ot) (A)	80	88
Jan. 19 Kentucky (H)	73	75
Jan. 23 Vanderbilt (A)	61	73
Jan. 26 Ole Miss (NR,23) (H)	61	63
Jan. 30 Georgia (A)	49	57
Feb. 2 Missouri (NR,17) (A)	77	91
Feb. 6 Alabama (H)	49	37
Feb. 9 Kentucky (A)	62	72
Feb. 13 Arkansas (H)	75	83
Feb. 16 Florida (NR,7) (H)	52	83
Feb. 20 Texas A&M (H)	56	65
Feb. 23 Ole Miss (A)	55	88
Feb. 26 Alabama (A)	43	61
Mar. 2 Vanderbilt (H)	55	62
Mar. 6 Tennessee (H)	75	82
Mar. 9 Mississippi State (ot) (A)	71	74
Mar. 13 Texas A&M (N4)	62	71

(N1, A1) Charleston Classic (Charleston, S.C.)
(H2) SEC/Big East Challenge (Auburn, Ala.)
(N3) United Center (Chicago, Ill.)
(N4) SEC Tournament (Nashville, Tenn.)

2013-14 Won 14, Lost 16 (6-12 SEC)
COACH: Tony Barbee
CAPTAINS: Allen Payne, KT Harrell

	AU	Opp.
Nov. 8 Nicholls (H)	76	54
Nov. 15 Northwestern State (H)	92	111
Nov. 19 Jacksonville State (H)	78	54
Nov. 23 Murray State (H)	75	67
Nov. 26 Tennessee State (H)	78	73
Dec. 2 Iowa State (NR,17) (A1)	70	99
Dec. 8 Illinois (N2)	62	81
Dec. 19 Clemson (H)	66	64
Dec. 22 Boston College (H)	77	67
Dec. 30 Arkansas-Pine Bluff (H)	91	59
Jan. 4 Florida A&M (H)	81	50
Jan. 9 Ole Miss (A)	62	65
Jan. 11 Missouri (NR,21) (H)	68	70
Jan. 15 Tennessee (A)	67	78
Jan. 18 Florida (NR,7) (H)	61	68
Jan. 22 Mississippi State (A)	74	82
Jan. 25 Arkansas (A)	67	86
Jan. 30 Alabama (H)	74	55
Feb. 1 Georgia (H)	74	67
Feb. 5 South Carolina (A)	79	74
Feb. 8 LSU (A)	80	87
Feb. 12 Kentucky (NR,13) (H)	56	64
Feb. 15 Mississippi State (H)	92	82
Feb. 19 Florida (NR,2) (A)	66	71
Feb. 22 Vanderbilt (H)	59	67
Feb. 26 South Carolina (H)	83	67
Mar. 1 Alabama (A)	57	73
Mar. 5 Tennessee (H)	54	82
Mar. 8 Texas A&M (A)	69	64
Mar. 12 South Carolina (N3)	56	74

(A1) Big 12/SEC Challenge (Ames, Iowa)
(N2) Philips Arena (Atlanta, Ga.)
(N3) SEC Tournament (Atlanta, Ga.)



BRUCE PEARL
2014-17
3-year career
Record: 44-54 (16-38 SEC)

2014-15 Won 15, Lost 20 (4-14 SEC)
COACH: Bruce Pearl
CAPTAIN: KT Harrell

	AU	Opp.
Nov. 14 Milwaukee (H)	83	73
Nov. 17 Colorado (A1)	59	90
Nov. 21 Louisiana (H)	105	80
Nov. 24 Tulsa (N2)	35	53
Nov. 26 Oregon State (N2)	71	69
Dec. 3 Texas Tech (A3)	44	46

Dec. 5 Coastal Carolina (H)	54	58
Dec. 14 Clemson (A)	61	72
Dec. 17 Winthrop (H)	80	62
Dec. 20 Xavier (2ot) (H)	89	88
Dec. 23 Texas Southern (H)	61	60
Dec. 29 Middle Tennessee (H)	64	48
Jan. 3 North Alabama (H)	82	61
Jan. 6 Vanderbilt (A)	52	64
Jan. 10 Missouri (H)	85	79
Jan. 15 Florida (A)	55	75
Jan. 17 South Carolina (H)	71	68
Jan. 21 Mississippi State (H)	71	78
Jan. 24 Alabama (A)	55	57
Jan. 27 Texas A&M (H)	61	71
Jan. 31 Tennessee (A)	63	71
Feb. 5 LSU (A)	81	77
Feb. 7 Ole Miss (H)	79	86
Feb. 10 Arkansas (NR, 23) (H)	87	101
Feb. 14 Georgia (A)	69	68
Feb. 17 Alabama (H)	68	79
Feb. 21 Kentucky (NR, 1) (A)	75	110
Feb. 24 LSU (H)	61	84
Feb. 28 Texas A&M (A)	55	80
Mar. 3 Missouri (A)	61	63
Mar. 7 Georgia (H)	61	64
Mar. 11 Mississippi State (N4)	74	68
Mar. 12 Texas A&M (N4)	66	59
Mar. 13 LSU (ot) (N4)	73	70
Mar. 14 Kentucky (NR,1) (N4)	67	91

2015-16 Won 11, Lost 20 (5-13 SEC)
COACH: Bruce Pearl

	AU	Opp.
Nov. 13 UAB (H)	76	54
Nov. 17 Colorado (H1)	84	91
Nov. 20 Georgia Southern (H)	92	62
Nov. 27 Northwestern State (H)	119	81
Dec. 2 Coastal Carolina (A)	81	78
Dec. 12 Middle Tennessee State (ot) (A2)	81	88
Dec. 15 Mercer (H)	78	71
Dec. 19 Xavier (NR,10) (A)	61	85
Dec. 22 New Mexico (N3)	83	78
Dec. 23 Harvard (N3)	51	69
Dec. 25 Hawai'i (A3)	67	79
Jan. 2 Tennessee (H)	83	77
Jan. 5 South Carolina (NR,20) (H)	69	81
Jan. 9 Missouri (A)	61	76
Jan. 12 Vanderbilt (A)	57	75
Jan. 16 Kentucky (NR,13) (H)	75	70
Jan. 19 Alabama (H)	83	77
Jan. 23 Florida (A)	63	95
Jan. 27 Ole Miss (A)	63	80
Jan. 30 Oklahoma State (H4)	63	74
Feb. 2 LSU (H)	68	80
Feb. 6 Georgia (A)	55	65
Feb. 9 Tennessee (A)	45	71
Feb. 13 Vanderbilt (H)	57	86
Feb. 17 Arkansas (A)	90	86
Feb. 20 Ole Miss (H)	59	69
Feb. 24 Georgia (H)	84	81
Feb. 27 Alabama (A)	57	65
Mar. 1 Texas A&M (NR,18) (H)	63	81
Mar. 5 Mississippi State (A)	66	79
Mar. 9 Tennessee (N5)	59	97

(H1) ESPN College Hoops Tip-Off Marathon (Auburn, Ala.)
(A2) MTSU home game, Bridgestone Arena (Nashville, Tenn.)
(A3, N3) Diamond Head Classic (Honolulu, Hawai'i)
(H4) Big 12/SEC Challenge (Auburn, Ala.)
(N5) SEC Tournament (Nashville, Tenn.)

2016-17 Won 14, Lost 18 (7-11 SEC)
COACH: Bruce Pearl

	AU	Opp.
Nov. 11 North Florida (H)	83	66
Nov. 14 Georgia State (H1)	83	65
Nov. 17 Eastern Kentucky (H1)	85	64
Nov. 22 Texas Tech (N1)	67	65
Nov. 23 Purdue (NR, 17) (N1)	71	96
Nov. 29 USC Upstate (H)	90	83
Dec. 3 UAB (A)	74	70
Dec. 12 Boston College (N2)	71	72
Dec. 15 Coastal Carolina (H)	117	72
Dec. 18 Mercer (H)	76	74
Dec. 21 Oklahoma (N3)	74	70
Dec. 23 UConn (ot) (A1)	70	67
Dec. 29 Georgia (H)	84	96
Jan. 4 Vanderbilt (A)	61	80
Jan. 7 Ole Miss (H)	85	88
Jan. 10 Missouri (A)	77	72
Jan. 14 Kentucky (NR, 6) (A)	72	92
Jan. 18 LSU (H)	78	74
Jan. 21 Alabama (H)	84	64

Jan. 24 South Carolina (NR, 23) (A)	69	98
Jan. 28 TCU (A2)	88	80
Jan. 31 Tennessee (H)	77	87
Feb. 4 Alabama (A)	82	77
Feb. 7 Mississippi State (H)	98	92
Feb. 11 Ole Miss (A)	84	90
Feb. 14 Florida (NR, 13) (H)	95	114
Feb. 18 Texas A&M (A)	62	81
Feb. 21 LSU (A)	98	75
Feb. 25 Arkansas (H)	68	79
Mar. 1 Georgia (A)	78	79
Mar. 4 Missouri (H)	89	78
Mar. 8 Missouri (ot) (N4)	83	86

(H1) Cancun Challenge (Auburn, Ala.)
(N1) Cancun Challenge (Cancun, Mexico)
(N2) Under Armour Reunion (New York, N.Y.)
(N3) Hall of Fame's Birthday of Basketball (Uncasville, Conn.)
(A1) Hartford, Conn. (XL Center)
(A2) SEC/Big 12 Challenge
(N4) SEC Tournament (Nashville, Tenn.)

Numbers in parenthesis correspond to Auburn's national ranking first and opponent's national ranking heading into the game beginning with the 1950-51 season.



100-point Games

Auburn 100-point games by date

1/2/57	Howard	W	101-70
12/30/57	Howard	W	106-47
12/2/58	Jacksonville State	W	111-54
12/27/58	Florence State	W	104-78
2/14/59	LSU	W	115-67
12/7/59	Howard	W	104-57
12/3/63	Howard	W	102-44
12/29/64	vs. Furman	W	107-86
2/13/65	LSU	W	101-60
12/1/66	The Citadel	W	105-83
2/14/70	Alabama	W	121-78
12/29/71	at Furman	W	103-78
2/12/72	at Florida	W	103-100
1/6/75	Ole Miss	W	104-86
2/24/75	LSU	W	110-94
3/3/75	VCU	W	117-72
1/3/76	at LSU	W	102-86
3/8/76	Ole Miss	W	103-88
12/16/77	at VCU	W	109-59
12/10/77	vs. Oklahoma State	W	112-94
3/6/78	Tennessee	W	107-94
12/13/80	Eckerd College	W	106-66
12/21/81	Cal State-Chico	W	104-61
12/18/82	Florida International	W	115-77
12/19/83	Eastern Kentucky	W	100-60
12/11/86	Austin Peay	W	115-93
12/13/86	Southwestern Louisiana	W	107-91
3/1/87	LSU	W	100-62
11/27/87	vs. South Alabama	W	120-67
12/12/87	at Illinois	L 103-107(ot)	
12/10/88	Texas Southern	W	109-81
11/25/91	SIU Edwardsville	W	109-86
12/11/91	Troy State	W	141-116
12/28/91	vs. Eastern Kentucky	W	104-92
2/29/92	Ole Miss	W	110-84
1/23/93	at #8 Arkansas	W	100-89
12/9/93	Troy State	W	113-86
12/18/93	at Old Dominion	W	101-87
1/15/94	#3 Arkansas	L	105-117
2/12/94	LSU	W	111-83
12/17/94	Alabama State	W	102-62
1/14/95	#4 Arkansas	W	104-90
1/6/96	Arkansas	W	101-76
11/13/98	Southeastern Louisiana	W	114-60
2/13/99	Alabama	W	102-61
11/21/99	Arkansas-Pine Bluff	W	100-44
12/20/99	at Puerto Rico-Mayaguez	W	109-52
1/2/00	Stony Brook	W	100-45
12/5/00	Grambling	W	104-60
12/16/00	vs. Oregon	W	101-97
11/26/02	Georgia State	W	100-71
11/29/03	vs. Grambling State	W	105-56
11/21/14	Louisiana	W	105-80
11/27/15	Northwestern State	W	119-81
12/15/16	Coastal Carolina	W	117-72

Auburn 100-point games by Auburn points

12/11/91	Troy State	W	141-116
2/14/70	Alabama	W	121-78
11/27/87	vs. South Alabama	W	120-67
11/27/15	Northwestern State	W	119-81
12/15/16	Coastal Carolina	W	117-72
3/3/75	VCU	W	117-72
12/11/86	Austin Peay	W	115-93
12/18/82	Florida International	W	115-77
2/14/59	LSU	W	115-67
11/13/98	Southeastern Louisiana	W	114-60
12/9/93	Troy State	W	113-86
12/10/77	vs. Oklahoma State	W	112-94
2/12/94	LSU	W	111-83

12/2/58	Jacksonville State	W	111-54
2/29/92	Ole Miss	W	110-84
2/24/75	LSU	W	110-94
12/20/99	at Puerto Rico-Mayaguez	W	109-52
11/25/91	SIU Edwardsville	W	109-86
12/10/88	Texas Southern	W	109-81
12/16/77	at VCU	W	109-59
12/13/86	Southwestern Louisiana	W	107-91
3/6/78	Tennessee	W	107-94
12/29/64	vs. Furman	W	107-86
12/13/80	Eckerd College	W	106-66
12/30/57	Howard	W	106-47
11/21/14	Louisiana	W	105-80
11/29/03	vs. Grambling State	W	105-56
1/15/94	#3 Arkansas	L	105-117
12/1/66	The Citadel	W	105-83
12/5/00	Grambling	W	104-60
1/14/95	#4 Arkansas	W	104-90
12/28/91	vs. Eastern Kentucky	W	104-92
1/6/75	Ole Miss	W	104-86
12/21/81	Cal State-Chico	W	104-61
12/7/59	Howard	W	104-57
12/27/58	Florence State	W	104-78
12/12/87	at Illinois	L103-107(ot)	
3/8/76	Ole Miss	W	103-88
2/12/72	at Florida	W	103-100
12/29/71	at Furman	W	103-78
2/13/99	Alabama	W	102-61
12/17/94	Alabama State	W	102-62
1/3/76	at LSU	W	102-86
12/3/63	Howard	W	102-44
12/16/00	vs. Oregon	W	101-97
1/6/96	Arkansas	W	101-76
12/18/93	at Old Dominion	W	101-87
2/13/65	LSU	W	101-60
1/2/57	Howard	W	101-70
11/26/02	Georgia State	W	100-71
1/2/00	Stony Brook	W	100-45
11/21/99	Arkansas-Pine Bluff	W	100-44
1/23/93	at #8 Arkansas	W	100-89
3/1/87	LSU	W	100-62
12/19/83	Eastern Kentucky	W	100-60

Opponent 100-point games by date

2/27/54	vs. Kentucky	L	79-109
2/25/57	at Kentucky	L	85-103
1/30/65	at Vanderbilt	L	77-105
1/29/66	at Kentucky	L	78-115
2/3/69	at Kentucky	L	93-105
3/2/70	at #1 Kentucky	L	81-102
12/12/70	at Ole Miss	L	96-108
1/9/71	LSU	L	92-106
1/23/71	at Vanderbilt	L	86-107
2/1/71	at #11 Kentucky	L	76-114
2/15/71	at LSU	L	94-114
3/1/71	#10 Kentucky	L	83-102
12/16/71	at Louisiana Tech	L	82-107
2/12/72	at Florida	W	103-100
3/6/72	at Kentucky	L	67-102
12/18/72	at Dayton	L	63-106
2/10/75	at #5 Kentucky	L	76-119
12/17/77	at Iona College	L	82-105
1/9/78	#1 Kentucky	L	77-101
2/6/78	at #1 Kentucky	L	81-104
2/20/78	LSU	L	95-101(ot)
2/4/81	at #6 Kentucky	L	74-102
2/1/87	#3 UNLV	L	85-104
2/14/87	at Tennessee	L	84-103
3/14/87	vs. #3 Indiana	L	90-107
12/12/88	at Illinois	L103-107(ot)	

3/19/88	vs. #8 Oklahoma	L	87-107
1/7/89	at LSU	L	77-104
2/8/89	#19 LSU	L	91-104
2/25/89	at UAB	L	76-105
11/26/89	at Alaska-Anchorage	L	94-109
3/2/91	at #13 Kentucky	L	93-114
12/11/91	Troy State	W	141-116
12/21/91	vs. South Alabama	L	87-107
1/4/92	at #16 Arkansas	L	92-110
12/28/93	vs. #7 Michigan	L	81-102
1/15/94	#3 Arkansas	L	105-117
2/21/98	at Arkansas	L	83-107
2/24/99	at Arkansas	L	88-104
1/25/00	at #11 Tennessee	L	76-105
3/2/04	at #5 Mississippi State	L	91-105
2/15/06	at #8 Tennessee	L	89-105
12/20/10	Sam Houston State	L	89-107
11/15/13	Northwestern State	L	92-111
2/10/15	#23 Arkansas	L	87-101
2/21/15	at #1 Kentucky	L	75-110
2/14/17	#13 Florida	L	95-114

Opponent 100-point games by points allowed

2/10/75	at #5 Kentucky	L	76-119
1/15/94	#3 Arkansas	L	105-117
12/11/91	Troy State	W	141-116
1/29/66	at #2 Kentucky	L	78-115
2/14/17	#13 Florida	L	95-114
3/2/91	at #13 Kentucky	L	93-114
2/15/71	at LSU	L	94-114
2/1/71	at #11 Kentucky	L	76-114
11/15/13	Northwestern State	L	92-111
2/21/15	at #1 Kentucky	L	75-110
1/4/92	at #16 Arkansas	L	92-110
11/26/89	at Alaska-Anchorage	L	94-109
2/27/54	vs. #2 Kentucky	L	79-109
12/12/70	at Ole Miss	L	96-108
12/20/10	Sam Houston State	L	89-107
2/21/98	at Arkansas	L	83-107
12/21/91	vs. South Alabama	L	87-107
3/19/88	vs. #8 Oklahoma	L	87-107
12/12/88	at Illinois	L103-107(ot)	
3/14/87	vs. #3 Indiana	L	90-107
12/16/71	at Louisiana Tech	L	82-107
1/23/71	at Vanderbilt	L	86-107
12/18/72	at Dayton	L	63-106
1/9/71	LSU	L	92-106
2/15/06	at #8 Tennessee	L	89-105
3/2/04	at #5 Mississippi State	L	91-105
1/25/00	at #11 Tennessee	L	76-105
2/25/89	at UAB	L	76-105
12/17/77	at Iona College	L	82-105
2/3/69	at #5 Kentucky	L	93-105
1/30/65	at Vanderbilt	L	77-105
2/24/99	at Arkansas	L	88-104
2/8/89	#19 LSU	L	91-104
1/7/89	at LSU	L	77-104
2/1/87	#3 UNLV	L	85-104
2/6/78	at #1 Kentucky	L	81-104
2/14/87	at Tennessee	L	84-103
2/25/57	at #3 Kentucky	L	85-103
12/28/93	vs. #7 Michigan	L	81-102
2/4/81	at #6 Kentucky	L	74-102
3/6/72	at Kentucky	L	67-102
3/1/71	#10 Kentucky	L	83-102
3/2/70	at #1 Kentucky	L	81-102
2/10/15	#23 Arkansas	L	87-101
2/20/78	LSU	L	95-101(ot)
1/9/78	#1 Kentucky	L	77-101
2/12/72	at Florida	W	103-100



Overtime Records (1906-2017)

Season	Opponent	AU-Opp	Site	Season	Opponent	AU-Opp	Site
1906-07	Columbus YMCA	29-27			Tennessee	88-96 (2ot)	H
1920-21	Mercer	36-31	H		Georgia	80-85	A
1923-24	Birmingham Ath. Club	32-36			Alabama	72-69	H
1926-27	Georgia Tech	20-22	A	2002-03	Saint Joseph's (NCAA Tour.)	65-63	N
1930-31	North Carolina State	30-28		2003-04	South Carolina	51-53	H
1939-40	Georgia Tech	39-38	H	2004-05	Colorado State	79-76	H
1950-51	Georgia	69-68	H		UNLV	87-91	H
	Florida	83-77	H		Florida	78-84	H
1953-54	Howard	70-63	A	2006-07	Nicholls State	92-87	H
1955-56	Rice	80-82 (2ot)	A	2008-09	Dayton	59-60	N
	Georgia Tech	77-74	H	2009-10	Arkansas	79-82	A
1956-57	Alabama	92-88	N		Mississippi State	75-85	A
	Georgia Tech	67-76	A	2010-11	UNC Asheville	69-70	H
	Alabama	79-81 (2ot)	N		Georgia Southern	88-84	H
1959-60	Tulane	53-51	A		Georgia	72-81	A
	Alabama	63-61	A	2011-12	Ole Miss	69-68 (2ot)	H
1960-61	Georgia Tech	43-48	H		LSU	58-65	A
	Alabama	66-71	A	2012-13	Rhode Island	72-78 (2ot)	H
1962-63	Florida State	77-70 (2ot)	A		Arkansas	80-88 (2ot)	A
	Houston	71-69	A		Mississippi State	71-74	A
	Alabama	81-78	N	2014-15	Xavier	89-88 (2ot)	H
	Georgia	70-67	H		LSU (SEC Tour.)	73-70	N
	Alabama	74-67	N	2015-16	Middle Tennessee (in Nashville)	81-88	A
1963-64	Miss. State	64-63	A	2016-17	UConn (in Hartford, Conn.)	70-67	A
	Ole Miss	58-59	A		vs. Missouri (SEC Tour.)	83-86	N
1965-66	Columbia	76-75	A				
1966-67	Georgia Tech	76-78	A				
	Mississippi State	55-59	A				
	Alabama	99-96	A				
1967-68	Tennessee	54-63	H				
1968-69	Florida	81-80	H				
1969-70	Mississippi State	71-69	A				
1972-73	Georgia	72-84	A				
	Florida	74-76	H				
1973-74	Kentucky	99-97	H				
1974-75	Georgia	90-93	A				
1975-76	SMU	85-87	A				
	Kentucky	91-84	H				
	Tennessee	73-72	H				
1976-77	Vanderbilt	76-71	A				
1977-78	LSU	95-101	H				
	Mississippi State	82-83	A				
1978-79	Kentucky	83-86	H				
	Florida	93-92	A				
	Ole Miss	56-54 (2ot)	H				
	Georgia	95-91 (4ot)	N				
1979-80	Arkansas State	62-69	N				
	Alabama	46-50	H				
	Georgia	69-65	A				
1980-81	Air Force	46-48	N				
	Florida	48-50	N				
1981-82	Kentucky	83-81	H				
	Mississippi State	38-36	N				
1983-84	UAB	62-69	A				
1984-85	Kentucky	47-49	H				
	Florida	81-78	A				
	Alabama	72-74 (2ot)	A				
	Alabama	53-49	N				
1985-86	Southwestern Louisiana	64-66	A				
	Georgia	87-86	A				
1986-87	Georgia	62-58	H				
1987-88	Illinois	103-107	A				
1990-91	Georgia	59-58 (2ot)	A				
	Florida	84-87	H				
1993-94	Georgia	80-83	H				
	Mississippi State	86-91	H				
	Ole Miss	85-88 (2ot)	A				
1995-96	Mississippi State	75-78	H				
	Tulane (NIT)	73-87	H				
1996-97	Colorado	72-78	N				
	Hawaii-Hilo	98-92	A				
1997-98	Mississippi State	68-66	H				
	Marquette (NIT)	60-75	A				
1999-2000	Ole Miss	77-79	A				
	South Carolina	77-72	N				
2000-01	Toledo	90-95 (2ot)	N				
	Oregon	101-97	N				

Won 49, Lost 53 (.471)
(Bold - Games won by Auburn)



All-Time Listing in Associated Press Poll

1954-55

Jan. 10 20

1957-58

Feb. 24 20
March 3 16
March 10 16

1958-59

Dec. 8 12
Dec. 15 13
Dec. 22 8
Dec. 29 9
Jan. 5 6
Jan. 12 5
Jan. 19 5
Jan. 26 4
Feb. 2 4
Febr. 9 4
Feb. 16 2
Feb. 23 6
March 2 7
March 9 8

1959-60

Feb. 8 17
Feb. 15 17
Feb. 22 13
Feb. 29 11
March 7 11

1960-61

Dec. 12 11
Dec. 19 9
Dec. 26 9
Jan. 2 10

1962-63

Dec. 31 10
Feb. 8 9

1974-75

Jan. 20 20
Jan. 27 14

1975-76

Preseason 20
Dec. 1 17
Dec. 8 17
Dec. 15 17

1976-77

Dec. 27 20

1982-83

Jan. 17 20

1983-84

Jan. 30 19
Feb. 6 16
Feb. 20 19

1985-86

Preseason 10
Nov. 25 19
Dec. 2 19

1986-87

Preseason 12
Dec. 1 7
Dec. 8 7
Dec. 15 6
Dec. 22 5
Dec. 29 5
Jan. 5 13

Jan. 12 10
Jan. 19 17
Jan. 26 18
Feb. 2 20

1987-88

Jan. 11 19

1995-96

Jan. 15 23
Jan. 22 21
Jan. 29 22

1998-99

Dec. 14 19
Dec. 21 18
Dec. 28 17
Jan. 4 14
Jan. 11 8
Jan. 18 6
Jan. 25 7
Feb. 1 6
Feb. 8 3
Feb. 15 3
Feb. 22 2
March 1 4
March 8 4

1999-2000

Preseason 4
Nov. 15 3
Nov. 22 2
Nov. 29 7
Dec. 6 8
Dec. 13 6
Dec. 20 7
Dec. 27 4
Jan. 3 4
Jan. 10 4

Jan. 17 4
Jan. 24 7
Jan. 31 10
Feb. 7 9
Feb. 14 12
Feb. 21 11
Feb. 28 19
March 13 24

2002-03

Jan. 20 24

CONSECUTIVE WEEKS RANKED

31..... From Dec. 14, 1998-Mar. 13, 2000
14..... From Dec. 8, 1958- Mar. 9, 1959
11..... Preseason 1986- 1987- Feb. 2, 1987
9..... From Feb. 8, 1960- Jan. 2, 1961

RECORD vs. RANKED TEAMS

vs. Top 25 59-203
vs. Top 20 52-186
vs. Top 15 40-147
vs. Top 10 25-107
vs. Top 5 7-54

RECORD WHEN RANKED

when ranked in Top 25 97-38
when ranked in Top 20 90-31
when ranked in Top 15 72-20
when ranked in Top 10 55-17
when ranked in Top 5 27-9

PRESEASON RANKING

Season	Rank
1976.....	20
1986.....	10
1987.....	12
2000.....	4

FINAL RANKINGS

Season	Rank
1958.....	16
1959.....	8
1960.....	11
1999	4
2000	24

HIGHEST RANKING ACHIEVED

2..... November 22, 2000



All-Time Listing in Associated Press Poll

WHEN AUBURN IS RANKED ...

Rank	Record	Last Game
1.....	0-0.....	none
2.....	1-4.....	L, 58-67 vs Stanford (11/27/99)
3.....	5-0.....	W, 100-44 vs Arkansas-PB (11/21/99)
4.....	15-3.....	L, 77-79 at Ole Miss (1/22/00)
5.....	6-2.....	W, 55-54 vs Florida State (12/5/99)
6.....	11-1.....	W, 87-67 vs Pepperdine (12/22/99)
7.....	6-1.....	W, 73-57 vs Mississippi State (1/29/00)
8.....	5-3.....	L, 59-88 at Florida (2/27/00)
9.....	3-0.....	W, 76-50 vs Florence State (1/2/61)
10.....	3-3.....	W, 73-55 vs Arkansas (2/5/00)
11.....	4-0.....	W, 75-72 vs Ole Miss (2/19/00)
12.....	2-0.....	W, 94-54 vs Armstrong (12/7/86)
13.....	6-2.....	L, 55-64 at Arkansas (3/5/00)
14.....	3-1.....	W, 73-70 at LSU (1/9/99)
15.....	2-0.....	W, 90-62 vs Tennessee (1/2/99)
16.....	1-1.....	L, 64-84 at Kentucky (2/11/84)
17.....	8-2.....	W, 85-61 vs Ole Miss (1/24/87)
18.....	3-2.....	W, 88-70 at Navy (12/19/98)
19.....	3-1.....	W, 65-57 vs Mississippi State (1/16/88)
20.....	3-5.....	L, 71-75 at Georgia (2/7/87)
21.....	0-1.....	L, 69-82 at Ole Miss (1/24/96)
22.....	3-3.....	L, 60-79 vs Iowa State (3/18/00)
23.....	3-1.....	L, 67-75 vs Arkansas (3/12/00)
24.....	1-2.....	L, 79-85 at Georgia (1/25/03)
25.....	0-0.....	none

AUBURN vs. RANKED TEAMS

Rank	Record	Last Game
1.....	1-11.....	L, 67-91 vs. Kentucky (3/14/15)
2.....	1-14.....	L, 66-71 at Florida (2/19/14)
3.....	0-15.....	L, 81-93 vs. Kentucky (3/10/95)
4.....	3-5.....	L, 70-73 vs. Florida (3/1/03)
5.....	2-9.....	L, 73-81 at Kentucky (2/23/05)
6.....	3-7.....	L, 72-92 at Kentucky (1/14/17)
7.....	3-13.....	L, 61-68 vs. Florida (1/18/14)
8.....	4-12.....	L, 89-105 at Tennessee (2/15/06)
9.....	5-15.....	L, 55-81 at Tennessee (1/14/10)
10.....	3-6.....	W, 78-70 vs. Florida (3/10/00)
11.....	3-10.....	L, 47-63 at Florida (2/21/12)
12.....	3-7.....	L, 79-81 vs. Illinois (12/29/12)
13.....	5-11.....	L, 95-114 vs. Florida (2/14/17)
14.....	3-7.....	L, 56-64 vs. Kentucky (2/14/14)
15.....	1-5.....	W, 80-77 vs. Ole Miss (1/19/08)
16.....	2-3.....	L, 92-110 at Arkansas (1/4/92)
17.....	3-12.....	L, 71-96 vs. Purdue (11/23/16)
18.....	2-7.....	L, 60-77 vs. Vanderbilt (2/19/11)
19.....	3-10.....	L, 88-91 at Mississippi St. (2/4/12)
20.....	2-7.....	L, 53-59 at Vanderbilt (1/7/04)
21.....	1-2.....	L, 68-70 vs. Missouri (1/11/14)
22.....	1-1.....	W, 83-80 vs. Tennessee (1/17/07)
23.....	2-4.....	L, 69-98 at South Carolina (1/24/17)
24.....	2-7.....	L, 69-84 at LSU (2/1/06)
25.....	1-3.....	W, 86-77 at Alabama (2/24/07)



Ranked Auburn vs. Opponents by Auburn Ranking (Overall: 97-38)

No. 1 Auburn vs. Opponents (Overall: 0-0)**No. 2 Auburn vs. Opponents (Overall: 1-4)**

2/21/59	#2 Auburn at #3 Kentucky	L	56-75
2/23/59	Tennessee at #2 Auburn	L	55-56
2/24/99	#2 Auburn at Arkansas	L	84-104
2/27/99	#2 Auburn at Miss. St.	W	76-73
11/27/99	#2 Auburn vs. #7 Stanford	L	58-67

No. 3 Auburn vs. Opponents (Overall: 5-0)

2/9/99	Ole Miss at #3 Auburn	W	95-66
2/13/99	Alabama at #3 Auburn	W	102-61
2/17/99	Vanderbilt at #3 Auburn	W	81-63
11/19/99	UAB at #3 Auburn	W	65-59
11/21/99	Arkansas-PB at #3 Auburn	W	100-44

No. 4 Auburn vs. Opponents (Overall: 15-3)

1/31/59	#4 Auburn at Vanderbilt	W	64-61
2/3/59	#4 Auburn at Georgia Tech	W	51-40
2/7/59	Georgia at #4 Auburn	W	95-69
2/9/59	Florida at #4 Auburn	W	93-71
2/14/59	LSU at #4 Auburn	W	115-67
2/16/59	Tulane at #4 Auburn	W	79-56
3/5/99	#4 Auburn vs. Alabama	W	93-61
3/6/99	#4 Auburn vs. #14 Kentucky	L	57-69
3/11/99	#4 Auburn vs. Winthrop	W	80-41
3/13/99	#4 Auburn vs. Oklahoma St.	W	81-74
3/18/99	#4 Auburn vs. Ohio State	L	64-72
12/30/99	Southern Miss at #4 Auburn	W	56-50
1/2/00	Stony Brook at #4 Auburn	W	100-45
1/8/00	Georgia at #4 Auburn	W	67-52
1/11/00	#20 Kentucky at #4 Auburn	W	66-63
1/16/00	#4 Auburn at Mississippi St.	W	51-45
1/19/00	South Carolina at #4 Auburn	W	65-61
1/22/00	#4 Auburn at Ole Miss	L	77-79 (ot)

No. 5 Auburn vs. Opponents (Overall: 6-2)

1/17/59	#5 Auburn vs. Alabama	W	57-55
1/21/59	Georgia Tech at #5 Auburn	W	66-55
1/24/59	#5 Auburn at Georgia	W	81-61
12/28/86	#5 Auburn vs. Iowa State	W	89-87
12/29/86	#5 Auburn vs. UTEP	L	82-87
1/3/87	#11 Kentucky at #5 Auburn	L	60-63
12/1/99	Belmont at #5 Auburn	W	65-56
12/5/99	Florida State at #5 Auburn	W	55-54

No. 6 Auburn vs. Opponents (Overall: 11-1)

1/10/59	#6 Auburn at Florida	W	63-54
2/28/59	#6 Auburn vs. Alabama	W	69-50
12/18/86	Augusta Col. at #6 Auburn	W	89-66
1/20/99	#6 Auburn at #7 Kentucky	L	62-72
1/23/99	#6 Auburn at Alabama	W	73-58
2/3/99	#6 Auburn at South Carolina	W	76-48
2/6/99	LSU at #6 Auburn	W	80-54
12/13/99	Coppin St. at #6 Auburn	W	63-35
12/16/99	#6 Auburn vs. Bradley	W	78-64
12/20/99	#6 Auburn vs. Puerto Rico-Mayaguez	W	109-52
12/21/99	#6 Auburn vs. Virginia Tech	W	73-63
12/22/99	#6 Auburn vs. Pepperdine	W	87-67

No. 7 Auburn vs. Opponents (Overall: 6-1)

12/11/86	Austin Peay at #7 Auburn	W	115-93
12/13/86	SW Louisiana at #7 Auburn	W	107-91
12/15/86	#7 Auburn at Eastern Kentucky	W	97-82
12/27/99	Mississippi St. at #7 Auburn	W	64-54
1/30/99	#7 Auburn at Georgia	W	85-74
1/25/00	#7 Auburn at #11 Tennessee	L	76-105
1/29/00	Mississippi St. at #7 Auburn	W	73-57

No. 8 Auburn vs. Opponents (Overall: 5-3)

12/27/58	Florence St. at #8 Auburn	W	104-78
12/29/58	#8 Auburn at Florida State	W	69-62
1/13/99	#8 Auburn at Ole Miss	W	74-59
1/16/99	Florida at #8 Auburn	W	88-69
12/11/99	#8 Auburn vs. Pennsylvania	W	77-70
2/9/00	#8 Auburn at #25 LSU	L	68-83
2/22/00	#8 Auburn at Alabama	L	64-68
2/27/00	#8 Auburn at #9 Florida	L	59-88

No. 9 Auburn vs. Opponents (Overall: 3-0)

1/3/59	#8 Mississippi St. at #9 Auburn	W	97-66
1/5/59	Ole Miss at #9 Auburn	W	60-47
1/2/61	Florence State at #9 Auburn	W	76-50

No. 10 Auburn vs. Opponents (Overall: 3-3)

1/7/61	Mississippi St. at #10 Auburn	L	48-56
11/22/85	#10 Auburn vs. West Virginia	L	58-75
1/14/87	Tennessee at #10 Auburn	W	66-56
1/17/87	#10 Auburn at Vanderbilt	L	75-91
2/2/00	Alabama at #10 Auburn	W	77-63
2/5/00	Arkansas at #10 Auburn	W	73-55

No. 11 Auburn vs. Opponents (Overall: 4-0)

12/16/60	#11 Auburn vs. Virginia Tech	W	76-73
12/17/60	#11 Auburn vs. Alabama	W	74-62
2/16/00	#11 Auburn at #24 Vanderbilt	W	86-80
2/19/00	Ole Miss at #11 Auburn	W	75-72

No. 12 Auburn vs. Opponents (Overall: 2-0)

11/28/86	#12 Auburn at UAB	W	68-58
12/1/86	Armstrong St. at #12 Auburn	W	94-54

No. 13 Auburn vs. Opponents (Overall: 6-2)

12/17/58	Florida State at #13 Auburn	W	95-74
12/19/58	#13 Auburn vs. Wyoming	W	70-47
12/20/58	#13 Auburn vs. Alabama	W	79-60
2/27/60	#13 Auburn vs. Alabama	W	63-61 (ot)
1/7/87	Georgia at #13 Auburn	W	62-58 (ot)
1/10/87	#13 Auburn at Mississippi St.	W	66-52
3/1/00	#12 LSU at #13 Auburn	L	53-55
3/5/00	#13 Auburn at Arkansas	L	55-64

No. 14 Auburn vs. Opponents (Overall: 3-1)

1/27/75	Georgia at #14 Auburn	W	65-64
2/1/75	#14 Auburn at #9 Alabama	L	53-77
1/6/99	#18 Arkansas at #14 Auburn	W	83-66
1/9/99	#14 Auburn at LSU	W	73-70

No. 15 Auburn vs. Opponents (Overall: 2-0)

12/29/98	Bethune-Cookman at #15 Auburn	W	99-46
1/2/99	Tennessee at #15 Auburn	W	90-62

No. 16 Auburn vs. Opponents (Overall: 1-1)

3/1/1958	#16 Auburn vs. Alabama	W	67-65
2/11/84	#16 Auburn at #6 Kentucky	L	64-84

No. 17 Auburn vs. Opponents (Overall: 8-2)

2/13/60	#17 Auburn at LSU	W	63-61
2/15/60	#17 Auburn at Tulane	W	53-51 (ot)
2/20/60	Kentucky at #17 Auburn	W	61-60
2/22/60	Tennessee at #17 Auburn	W	72-63
12/3/75	#17 Auburn at Western Carolina	W	88-76
12/13/75	#17 Auburn at South Florida	W	79-78
12/19/75	#17 Auburn vs. SMU	L	85-87 (ot)
12/20/75	#17 Auburn vs. Tulsa	W	92-74
1/22/87	#17 Auburn at #13 Alabama	L	82-88
1/24/87	Ole Miss at #17 Auburn	W	85-61

No. 18 Auburn vs. Opponents (Overall: 3-2)

1/28/87	#18 Auburn at LSU	L	73-75
1/31/87	#19 Florida at #18 Auburn	W	81-68
2/1/87	#3 UNLV at #18 Auburn	L	85-104
12/15/98	Wofford at #18 Auburn	W	79-51
12/19/98	#18 Auburn at Navy	W	88-70

No. 19 Auburn vs. Opponents (Overall: 3-1)

1/31/84	Ole Miss at #19 Auburn	W	60-50
2/5/84	#19 Auburn at Florida	W	67-65
1/13/88	#19 Auburn at Georgia	L	68-87
1/16/88	Mississippi St. at #19 Auburn	W	65-57

No. 20 Auburn vs. Opponents (Overall: 3-5)

1/15/55	#20 Auburn vs. #14 Alabama	L	78-99
1/25/75	#20 Auburn at LSU	W	87-78
12/28/76	#20 Auburn vs. Creighton	L	76-81
12/29/76	#20 Auburn vs. Rutgers	W	78-75
1/3/77	#4 Alabama at #20 Auburn	L	71-74
1/22/83	Georgia at #20 Auburn	W	66-64
2/4/87	#20 Auburn at Kentucky	L	71-75
2/7/87	#20 Auburn at Georgia	L	71-75

No. 21 Auburn vs. Opponents (Overall: 0-1)

1/24/96	#21 Auburn at Ole Miss	L	69-82
---------	------------------------	---	-------

No. 22 Auburn vs. Opponents (Overall: 3-3)

1/31/96	#22 Auburn at Vanderbilt	L	62-76
2/4/96	Mississippi St. at #22 Auburn	L	75-78 (ot)
2/7/96	South Carolina at #22 Auburn	W	84-73
2/10/96	#22 Auburn at Florida	W	73-70
3/16/00	#22 Auburn vs. Creighton	W	72-69
3/18/00	#22 Auburn vs. #6 Iowa St.	L	60-79

No. 23 Auburn vs. Opponents (Overall: 3-1)

1/21/96	LSU at #23 Auburn	W	95-87
3/10/00	#23 Auburn vs. #10 Florida	W	78-70
3/11/00	#23 Auburn vs. South Carolina	W	77-72 (ot)
3/12/00	#23 Auburn vs. Arkansas	L	67-75

No. 24 Auburn vs. Opponents (Overall: 1-2)

12/12/98	#24 Auburn at UAB	W	77-64
1/22/03	#24 Auburn at #8 Kentucky	L	51-67
1/25/03	#24 Auburn at #19 Georgia	L	79-85

No. 25 Auburn vs. Opponents (Overall: 0-0)



Ranked Auburn vs. Opponents by Date (Overall: 97-38)

1/15/55	#20 Auburn vs. #14 Alabama	L	78-99	1/31/96	#22 Auburn at Vanderbilt	L	62-76
3/1/58	#16 Auburn vs. Alabama	W	67-65	2/4/96	Mississippi St. at #22 Auburn	L 75-78 (ot)	
12/17/58	Florida State at #13 Auburn	W	95-74	2/7/96	South Carolina at #22 Auburn	W	84-73
12/19/58	#13 Auburn vs. Wyoming	W	70-47	2/10/96	#22 Auburn at Florida	W	73-70
12/20/58	#13 Auburn vs. Alabama	W	79-60	12/12/98	#24 Auburn at UAB	W	77-64
12/27/58	Florence State at #8 Auburn	W	104-78	12/15/98	Wofford at #18 Auburn	W	79-51
12/29/58	#8 Auburn at Florida State	W	69-62	12/19/98	#18 Auburn at Navy	W	88-70
1/3/59	Mississippi St. at #9 Auburn	W	97-66	12/29/98	Bethune Cookman at #15 Auburn	W	99-46
1/5/59	Ole Miss at #9 Auburn	W	60-47	1/2/99	Tennessee at #15 Auburn	W	90-62
1/10/59	#6 Auburn at Florida	W	63-54	1/6/99	#18 Arkansas at #14 Auburn	W	83-66
1/17/59	#5 Auburn vs. Alabama	W	57-55	1/9/99	#14 Auburn at LSU	W	73-70
1/21/59	Georgia Tech at #5 Auburn	W	66-55	1/13/99	#8 Auburn at Ole Miss	W	74-59
1/24/59	#5 Auburn at Georgia	W	81-61	1/16/99	Florida at #8 Auburn	W	88-69
1/31/59	#4 Auburn at Vanderbilt	W	64-61	1/20/99	#6 Auburn at #7 Kentucky	L	62-72
2/3/59	#4 Auburn at Georgia Tech	W	51-40	1/23/99	#6 Auburn at Alabama	W	73-58
2/7/59	Georgia at #4 Auburn	W	95-69	1/27/99	Mississippi St. at #7 Auburn	W	64-54
2/9/59	Florida at #4 Auburn	W	93-71	1/30/99	#7 Auburn at Georgia	W	85-74
2/14/59	LSU at #4 Auburn	W	115-67	2/3/99	#6 Auburn at South Carolina	W	76-48
2/16/59	Tulane at #4 Auburn	W	79-56	2/6/99	LSU at #6 Auburn	W	80-54
2/21/59	#2 Auburn at #3 Kentucky	L	56-75	2/9/99	Ole Miss at #3 Auburn	W	95-66
2/23/59	#2 Auburn at Tennessee	L	55-56	2/13/99	Alabama at #3 Auburn	W	102-61
2/28/59	#6 Auburn vs. Alabama	W	69-50	2/17/99	Vanderbilt at #3 Auburn	W	81-63
2/13/60	#17 Auburn at LSU	W	63-61	2/24/99	#2 Auburn at Arkansas	L	84-104
2/15/60	#17 Auburn at Tulane	W 53-51 (ot)		2/27/99	#2 Auburn at Mississippi St.	W	76-73
2/20/60	Kentucky at #17 Auburn	W	61-60	3/5/99	#4 Auburn vs. Alabama	W	93-61
2/22/60	Tennessee at #17 Auburn	W	72-63	3/6/99	#4 Auburn vs. #14 Kentucky	L	57-69
2/27/60	#13 Auburn vs. Alabama	W 63-61 (ot)		3/11/99	#4 Auburn vs. Winthrop	W	80-41
12/16/60	#11 Auburn vs. Virginia Tech	W	76-73	3/13/99	#4 Auburn vs. Oklahoma St.	W	81-74
12/17/60	#11 Auburn vs. Alabama	W	74-62	3/18/99	#4 Auburn vs. Ohio State	L	64-72
1/2/61	Florence State at #9 Auburn	W	76-50	11/19/99	UAB at #3 Auburn	W	65-59
1/7/61	Mississippi St. at #10 Auburn	L	48-56	11/21/99	Arkansas-PB at #3 Auburn	W	100-44
1/25/75	#20 Auburn at LSU	W	87-78	11/27/99	#2 Auburn vs. #7 Stanford	L	58-67
1/27/75	Georgia at #14 Auburn	W	65-64	12/1/99	Belmont at #5 Auburn	W	65-56
2/1/75	#14 Auburn at #9 Alabama	L	53-77	12/5/99	Florida State at #5 Auburn	W	55-54
12/3/75	#17 Auburn at Western Carolina	W	88-76	12/11/99	#8 Auburn vs. Pennsylvania	W	77-70
12/13/75	#17 Auburn at South Florida	W	79-78	12/13/99	Coppin St. at #6 Auburn	W	63-35
12/19/75	#17 Auburn vs. SMU	L 85-87 (ot)		12/16/99	#6 Auburn vs. Bradley	W	78-64
12/20/75	#17 Auburn vs. Tulsa	W	92-74	12/20/99	#6 Auburn v. Puerto Rico-Mayaguez	W	109-52
12/28/76	#20 Auburn vs. Creighton	L	76-81	12/21/99	#6 Auburn vs. Virginia Tech	W	73-63
12/29/76	#20 Auburn vs. Rutgers	W	78-75	12/22/99	#6 Auburn vs. Pepperdine	W	87-67
1/3/77	#4 Alabama at #20 Auburn	L	71-74	12/30/99	Southern Miss at #4 Auburn	W	56-50
1/22/83	Georgia at #20 Auburn	W	66-64	1/2/00	Stony Brook at #4 Auburn	W	100-45
1/31/84	Ole Miss at #19 Auburn	W	60-50	1/8/00	Georgia at #4 Auburn	W	67-52
2/5/84	#19 Auburn at Florida	W	67-65	1/11/00	#20 Kentucky at #4 Auburn	W	66-63
2/11/84	#16 Auburn at #6 Kentucky	L	64-84	1/16/00	#4 Auburn at Mississippi St.	W	51-45
11/22/85	#10 Auburn vs. West Virginia	L	58-75	1/19/00	South Carolina at #4 Auburn	W	65-61
11/28/86	#12 Auburn at UAB	W	68-58	1/22/00	#4 Auburn at Ole Miss	L 77-79 (ot)	
12/1/86	Armstrong St. at #12 Auburn	W	94-54	1/25/00	#7 Auburn at #11 Tennessee	L	76-105
12/11/86	Austin Peay at #7 Auburn	W	115-93	1/29/00	Mississippi St. at #7 Auburn	W	73-57
12/13/86	SW Louisiana at #7 Auburn	W	107-91	2/2/00	Alabama at #10 Auburn	W	77-63
12/15/86	#7 Auburn at Eastern Kentucky	W	97-82	2/5/00	Arkansas at #10 Auburn	W	73-55
12/18/86	Augusta College at #6 Auburn	W	89-66	2/9/00	#8 Auburn at #25 LSU	L	68-83
12/28/86	#5 Auburn vs. Iowa State	W	89-87	2/16/00	#11 Auburn at #24 Vanderbilt	W	86-80
12/29/86	#5 Auburn vs. UTEP	L	82-87	2/19/00	Ole Miss at #11 Auburn	W	75-72
1/3/87	#11 Kentucky at #5 Auburn	L	60-63	2/22/00	#8 Auburn at Alabama	L	64-68
1/7/87	Georgia at #13 Auburn	W 62-58 (ot)		2/27/00	#8 Auburn at #9 Florida	L	59-88
1/10/87	#13 Auburn at Mississippi St.	W	66-52	3/1/00	#12 LSU at #13 Auburn	L	53-55
1/14/87	Tennessee at #10 Auburn	W	66-56	3/5/00	#13 Auburn at Arkansas	L	55-64
1/17/87	#10 Auburn at Vanderbilt	L	75-91	3/10/00	#23 Auburn vs. #10 Florida	W	78-70
1/22/87	#17 Auburn at #13 Alabama	L	82-88	3/11/00	#23 Auburn vs. South Carolina	W 77-72 (ot)	
1/24/87	Ole Miss at #17 Auburn	W	85-61	3/12/00	#23 Auburn vs. Arkansas	L	67-75
1/28/87	#18 Auburn at LSU	L	73-75	3/16/00	#22 Auburn vs. Creighton	W	72-69
1/31/87	#19 Florida at #18 Auburn	W	81-68	3/18/00	#22 Auburn vs. #6 Iowa St.	L	60-79
1/1/87	#3 UNLV at #18 Auburn	L	85-104	1/22/03	#24 Auburn at #8 Kentucky	L	51-67
2/4/87	#20 Auburn at Kentucky	L	71-75	1/25/03	#24 Auburn at #19 Georgia	L	79-85
2/7/87	#20 Auburn at Georgia	L	71-75				
1/13/88	#19 Auburn at Georgia	L	68-87				
1/16/88	Mississippi St. at #19 Auburn	W	65-57				
1/21/96	LSU at #23 Auburn	W	95-87				
1/24/96	#21 Auburn at Ole Miss	L	69-82				



Auburn vs. Ranked Opponents by Opponent Ranking (Overall: 60-206)

Auburn vs. #1 Teams (Overall: 1-11)

3/2/51	Auburn vs. #1 Kentucky	L	54-84
2/12/66	#1 Kentucky at Auburn	L	64-77
12/1/69	#1 South Carolina at Auburn	L	64-86
3/2/70	Auburn at #1 Kentucky	L	81-102
1/9/78	#1 Kentucky at Auburn	L	77-101
2/6/78	Auburn at #1 Kentucky	L	81-104
1/9/88	Auburn at #1 Kentucky	W	53-52
2/26/94	Auburn at #1 Arkansas	L	81-91
2/27/96	#1 Kentucky at Auburn	L	73-88
1/27/07	#1 Florida at Auburn	L	66-91
2/21/15	Auburn at #1 Kentucky	L	75-110
3/14/15	Auburn vs. #1 Kentucky	L	67-91

Auburn vs. #2 Teams (Overall: 1-14)

2/27/54	Auburn vs. #2 Kentucky	L	79-109
2/26/55	Auburn at #2 Kentucky	L	59-93
1/29/66	Auburn at #2 Kentucky	L	78-115
2/2/70	#2 Kentucky at Auburn	L	83-84
1/15/77	#2 Kentucky at Auburn	L	68-75
1/2/80	Auburn at #2 Kentucky	L	65-67
2/28/80	Auburn vs. #2 Kentucky	L	61-69
1/13/84	#2 Kentucky at Auburn	W	82-63
2/27/93	Auburn at #2 Kentucky	L	78-80
3/15/03	Auburn vs. #2 Kentucky	L	58-78
1/14/06	Auburn at #2 Florida	L	57-69
12/3/06	#2 Pittsburgh at Auburn	L	66-74
2/20/08	Auburn at #2 Tennessee	L	70-89
1/11/12	#2 Kentucky at Auburn	L	53-68
2/19/14	Auburn at #2 Florida	L	66-71

Auburn vs. #3 Teams (Overall: 0-15)

1/5/51	Auburn at #3 Kentucky	L	35-79
3/2/56	Auburn vs. #3 Alabama	L	82-93
2/25/57	Auburn at #3 Kentucky	L	85-103
2/21/59	#2 Auburn at #3 Kentucky	L	56-75
2/26/62	#3 Kentucky at Auburn	L	60-63
2/22/64	Auburn vs. #3 Kentucky	L	79-99
12/3/70	Auburn at #3 South Carolina	L	69-86
2/12/77	Auburn at #3 Kentucky	L	82-89
1/30/80	#3 Kentucky at Auburn	L	62-64
1/6/82	Auburn at #3 Kentucky	L	71-83
3/10/84	Auburn vs. #3 Kentucky	L	49-51
2/1/87	#3 UNLV at #18 Auburn	L	85-104
3/14/87	Auburn vs. #3 Indiana	L	90-107
1/14/94	#3 Arkansas at Auburn	L	105-117
3/10/95	Auburn vs. #3 Kentucky	L	81-93

Auburn vs. #4 Teams (Overall: 3-5)

1/31/66	Auburn at #4 Vanderbilt	L	63-68
1/3/77	#4 Alabama at #20 Auburn	W	74-71
1/7/81	#4 Kentucky at Auburn	L	66-79
2/18/81	Auburn at #4 LSU	L	47-58
3/16/86	Auburn vs. #4 St. John's	W	81-65
1/14/95	#4 Arkansas at Auburn	W	104-90
1/18/97	Auburn at #4 Kentucky	L	53-77
3/1/03	#4 Florida at Auburn	L	70-73

Auburn vs. #5 Teams (Overall: 2-9)

2/1/64	#5 Vanderbilt at Auburn	W	81-63
2/14/66	#5 Vanderbilt at Auburn	L	76-91
2/26/68	Auburn at #5 Kentucky	L	57-89
2/3/69	Auburn at #5 Kentucky	L	93-105
2/18/74	#5 Vanderbilt at Auburn	L	79-89
2/13/80	#5 LSU at Auburn	L	44-50
1/21/81	#5 LSU at Auburn	L	64-74
1/5/83	#5 Alabama at Auburn	W	91-80
1/6/01	#5 Tennessee at Auburn	L	88-96
3/2/04	Auburn at #5 Mississippi St.	L	91-105

2/23/05 Auburn at #5 Kentucky L 73-81

Auburn vs. #6 Teams (Overall: 3-7)

1/19/60	Auburn at #6 Georgia Tech	W	66-59
2/2/60	#6 Georgia Tech at Auburn	W	48-45
2/4/81	Auburn at #6 Kentucky	L	74-102
1/15/83	Auburn at #6 Kentucky	W	75-67
2/11/84	#16 Auburn at #6 Kentucky	L	64-84
1/4/95	Auburn at #6 Kentucky	L	64-98
3/7/97	Auburn vs. #6 Kentucky	L	50-92
3/18/00	#22 Auburn vs. #6 Iowa State	L	60-79
2/27/02	Auburn at #6 Alabama	L	68-73
1/14/17	Auburn at #6 Kentucky	L	72-92

Auburn vs. #7 Teams (Overall: 3-13)

2/4/56	Auburn vs. #7 Kentucky	L	81-82
2/27/56	#7 Vanderbilt at Auburn	W	74-65
3/4/74	Auburn at #7 Alabama	L	84-97
1/11/75	#7 Kentucky at Auburn	W	90-85
3/8/75	#7 Alabama at Auburn	W	76-70
3/22/85	Auburn vs. #7 North Carolina	L	56-62
12/28/93	Auburn vs. #7 Michigan	L	81-102
1/30/94	#7 Kentucky at Auburn	L	74-91
3/4/95	Auburn at #7 Arkansas	L	66-68
2/25/98	#7 Kentucky at Auburn	L	58-83
1/20/99	#6 Auburn at #7 Kentucky	L	62-72
11/27/99	#2 Auburn vs. #7 Stanford	L	58-67
12/8/01	Auburn vs. #7 Virginia	L	72-77
11/25/06	Auburn vs. #7 Wisconsin	L	63-77
2/16/13	#7 Florida at Auburn	L	52-83
1/18/14	#7 Florida at Auburn	L	61-68

Auburn vs. #8 Teams (Overall: 4-12)

2/14/53	#8 LSU at Auburn	L	57-65
1/3/59	#8 Mississippi St. at #9 Auburn	W	97-66
2/22/65	Auburn at #8 Tennessee	L	38-69
1/15/68	#8 Vanderbilt at Auburn	L	65-74
1/30/71	Auburn at #8 Tennessee	L	68-90
2/2/74	#8 Alabama at Auburn	L	64-73
2/16/76	#8 Tennessee at Auburn	W	73-72 (ot)
2/12/79	#8 LSU at Auburn	L	58-68
1/31/86	Auburn at #8 Kentucky	L	71-81
3/19/88	Auburn vs. #8 Oklahoma	L	87-107
1/23/93	Auburn at #8 Arkansas	W	100-89
1/22/02	#8 Kentucky at Auburn	L	62-69
2/20/02	Auburn at #8 Florida	L	61-89
1/22/03	#24 Auburn at #8 Kentucky	L	51-67
3/23/03	Auburn vs. #8 Wake Forest	W	68-62
2/15/06	Auburn at #8 Tennessee	L	89-105

Auburn vs. #9 Teams (Overall: 5-15)

1/4/58	Auburn at #9 Mississippi St.	L	42-70
1/6/62	Auburn at #9 Mississippi St.	L	48-51
1/22/63	Auburn at #9 Georgia Tech	L	64-69
3/1/65	#9 Vanderbilt at Auburn	L	64-79
12/31/66	#9 Vanderbilt at Auburn	W	64-51
2/25/67	#9 Tennessee at Auburn	L	45-54
12/4/68	Auburn at #9 Vanderbilt	L	70-73
12/20/68	#9 Kentucky at Auburn	W	74-73
2/1/75	#14 Auburn at #9 Alabama	L	53-77
12/27/75	Auburn at #9 N.C. State	L	74-79
1/19/76	Auburn at #9 Tennessee	L	78-83
2/3/82	#9 Kentucky at Auburn	W	83-81 (ot)
12/8/82	Auburn at #9 Houston	L	65-77
3/7/87	Auburn vs. #9 Alabama	L	68-87
1/18/92	#9 Alabama at Auburn	W	81-63
2/26/92	#9 Arkansas at Auburn	L	74-82
2/27/00	#8 Auburn at #9 Florida	L	59-88
1/18/03	#9 Alabama at Auburn	W	77-68

2/21/04 #9 Kentucky at Auburn L 59-68
1/14/10 Auburn at #9 Tennessee L 55-81**Auburn vs. #10 Teams (Overall: 3-7)**

1/9/67	Auburn at #10 Mississippi St.	L	54-59
3/1/71	#10 Kentucky at Auburn	L	83-102
1/10/76	#10 Alabama at Auburn	L	62-63
2/28/81	Auburn at #10 Tennessee	L	63-75
12/27/83	Auburn vs. #10 Wake Forest	L	67-76
1/27/84	#10 LSU at Auburn	W	80-78
2/6/88	Auburn at #10 Florida	W	58-57
1/29/91	#10 Kentucky at Auburn	L	81-89
3/10/00	#23 Auburn vs. #10 Florida	W	78-70
12/19/15	Auburn at #10 Xavier	L	61-85

Auburn vs. #11 Teams (Overall: 3-10)

3/5/55	Auburn vs. #11 Alabama	L	80-84
2/1/71	Auburn at #11 Kentucky	L	76-114
1/20/73	#11 Alabama at Auburn	L	64-76
2/5/77	#11 Tennessee at Auburn	L	83-93
3/20/86	Auburn vs. #11 UNLV	W	70-63
1/3/87	#11 Kentucky at #5 Auburn	L	60-63
3/17/88	Auburn vs. #11 Bradley	W	90-86
2/7/90	Auburn at #11 LSU	L	71-82
1/25/00	#7 Auburn at #11 Tennessee	L	76-105
3/7/02	Auburn vs. #11 Florida	L	63-81
1/31/04	#11 Mississippi St. at Auburn	L	68-73
3/7/09	#11 LSU at Auburn	W	69-53
2/21/12	Auburn at #11 Florida	L	47-63

Auburn vs. #12 Teams (Overall: 3-7)

12/1/71	#12 South Carolina at Auburn	L	63-84
3/5/77	Auburn at #12 Alabama	L	77-81
1/6/86	#12 Kentucky at Auburn	W	60-56
2/21/87	#12 Alabama at Auburn	L	75-77
1/31/98	#12 Ole Miss at Auburn	W	68-67
3/1/00	#12 LSU at #13 Auburn	L	53-55
2/24/01	Auburn at #12 Ole Miss	L	62-64
3/28/03	Auburn vs. #12 Syracuse	L	78-79
1/23/07	#12 Alabama at Auburn	W	81-57
12/29/12	Auburn vs. #12 Illinois	L	79-81

Auburn vs. #13 Teams (Overall: 6-11)

2/20/54	Auburn at #13 LSU	L	59-77
2/24/58	Auburn vs. #13 Kentucky	W	64-63
1/15/79	Auburn at #13 LSU	L	82-94
1/27/82	#13 Alabama at Auburn	L	65-67
2/12/83	#13 Kentucky at Auburn	L	69-71
11/30/84	Auburn at #13 UAB	W	61-59
3/16/85	Auburn vs. #13 Kansas	W	66-64
1/22/87	#17 Auburn at #13 Alabama	L	82-88
3/2/91	Auburn at #13 Kentucky	L	93-114
3/6/93	#13 Arkansas at Auburn	W	81-80
11/26/95	Auburn vs. #13 Louisville	W	82-71
2/28/98	Auburn at #13 Ole Miss	L	67-74
12/22/06	#13 Texas A&M at Auburn	L	58-87
1/13/07	Auburn at #13 LSU	L	63-65
1/11/11	Auburn at #13 Kentucky	L	54-78
1/16/16	#13 Kentucky at Auburn	W	75-70
2/14/17	#13 Florida at Auburn	L	95-114

Auburn vs. #14 Teams (Overall: 3-7)

1/16/80	Auburn at #14 LSU	L	82-93
3/1/95	#14 Mississippi St. at Auburn	W	76-69
1/24/98	#14 South Carolina at Auburn	L	56-61
3/6/99	#4 Auburn vs. #14 Kentucky	L	57-69
3/14/99	Auburn vs. #14 Ohio St.	L	64-72
1/25/01	#14 Florida at Auburn	L	63-65
2/21/01	#14 Alabama at Auburn	W	72-69 (ot)



Auburn vs. Ranked Opponents by Opponent Ranking (Overall: 60-206)

1/12/02	#14 Alabama at Auburn	W	59-56
1/26/05	#14 Alabama at Auburn	L	55-60
2/14/14	#14 Kentucky at Auburn	L	56-64

Auburn vs. #15 Teams (Overall: 1-5)

12/20/55	Auburn at #15 Oklahoma City	L	58-76
3/4/82	Auburn vs. #15 Kentucky	L	66-89
1/30/93	#15 Vanderbilt at Auburn	L	70-73
1/27/01	Auburn at #15 Alabama	L	80-81
2/28/01	Auburn at #15 Kentucky	L	78-90
1/19/08	#15 Ole Miss at Auburn	W	80-77

Auburn vs. #16 Teams (Overall: 2-3)

1/15/55	Auburn vs. #16 Alabama	L	78-99
12/10/85	Auburn at #16 UAB	L	56-62
3/9/90	Auburn vs. #16 LSU	W	78-76
3/8/91	Auburn vs. #16 LSU	W	92-77
1/4/92	Auburn at #16 Arkansas	L	92-110

Auburn vs. #17 Teams (Overall: 3-12)

3/3/69	#17 Kentucky at Auburn	L	86-90
2/27/71	#17 Tennessee at Auburn	L	71-76
2/17/73	Auburn at #17 Alabama	L	75-87
12/1/73	Auburn vs. #17 Jacksonville	L	78-90
2/7/76	Auburn at #17 Alabama	L	75-86
2/24/82	Auburn at #17 Alabama	L	72-74
2/24/88	Auburn at #17 Vanderbilt	W	81-68
1/6/90	#17 LSU at Auburn	L	70-77
1/13/96	#17 Georgia at Auburn	W	89-86
2/9/02	#17 Georgia at Auburn	W	75-72
1/24/04	Auburn at #17 Florida	L	52-68
3/13/08	Auburn vs. #17 Vanderbilt	L	82-93
2/2/13	Auburn at #17 Missouri	L	77-91
12/2/13	Auburn at #17 Iowa State	L	70-99
11/23/16	Auburn vs. #17 Purdue	L	71-96

Auburn vs. #18 Teams (Overall: 2-8)

1/20/79	#18 Alabama at Auburn	L	76-83
2/15/86	#18 Alabama at Auburn	W	71-69
2/18/95	#18 Alabama at Auburn	L	73-86
1/21/98	#18 Arkansas at Auburn	L	65-79
1/6/99	#18 Arkansas at Auburn	W	83-66
1/5/05	Auburn at #18 Mississippi St.	L	53-90
2/2/08	Auburn at #18 Vanderbilt	L	71-78
1/28/10	#18 Ole Miss at Auburn	L	74-84
2/19/11	#18 Vanderbilt at Auburn	L	60-77
3/1/16	#18 Texas A&M at Auburn	L	63-81

Auburn vs. #19 Teams (Overall: 3-10)

12/30/53	Auburn at #19 Vanderbilt	L	48-96
1/14/56	Auburn vs. #19 Alabama	L	77-86
12/5/70	#19 N.C. State at Auburn	W	91-85
1/27/79	Auburn at #19 Vanderbilt	L	59-66
2/27/82	#19 Tennessee at Auburn	W	56-54
1/31/87	#19 Florida at Auburn	W	81-68
1/4/89	#19 Tennessee at Auburn	L	73-84
2/8/89	#19 LSU at Auburn	L	91-104
2/8/92	#19 Kentucky at Auburn	L	67-85
1/25/03	Auburn at #19 Georgia	L	79-85
2/19/03	#19 Mississippi St. at Auburn	L	46-63
3/2/05	Auburn at #19 Alabama	L	53-94
2/4/12	Auburn at #19 Mississippi St.	L	88-91

Auburn vs. #20 Teams (Overall: 2-8)

2/5/55	Auburn at #20 Vanderbilt	L	74-79
2/22/58	#20 Tennessee at Auburn	W	72-66
2/17/79	Auburn at #20 Alabama	L	73-80
3/2/79	Auburn vs. #20 Tennessee	L	64-75
2/13/91	Auburn at #20 LSU	L	61-98

3/7/92	Auburn at #20 Alabama	L	80-82
2/1/95	Auburn at #20 Alabama	L	63-65
1/11/00	#20 Kentucky at Auburn	W	66-63
1/7/04	Auburn at #20 Vanderbilt	L	53-59
1/5/16	#20 South Carolina at Auburn	L	69-81

Auburn vs. #21 Teams (Overall: 1-2)

2/11/95	Auburn at #21 Mississippi St.	W	70-69
3/8/03	Auburn at #21 Mississippi St.	L	45-67
1/11/14	#21 Missouri at Auburn	L	68-70

Auburn vs. #22 Teams (Overall: 1-1)

3/22/86	Auburn vs. #22 Louisville	L	76-84
1/17/07	#22 Tennessee at Auburn	W	83-80

Auburn vs. #23 Teams (Overall: 2-4)

1/25/95	#23 Florida at Auburn	W	77-71
2/21/09	Auburn at #23 LSU	L	72-79
2/18/12	#23 Mississippi St. at Auburn	W	65-55
1/26/13	#23 Ole Miss at Auburn	L	61-63
2/10/15	#23 Arkansas at Auburn	L	87-101
1/24/17	Auburn at #23 South Carolina	L	69-98

Auburn vs. #24 Teams (Overall: 2-7)

1/27/90	Auburn at #24 Alabama	L	59-78
3/9/91	Auburn vs. #24 Alabama	L	59-77
2/2/94	Auburn at #24 Florida	L	67-68
11/11/97	Auburn vs. #24 Temple	L	42-68
2/16/00	Auburn at #24 Vanderbilt	W	86-80
3/8/01	Auburn vs. #24 Tennessee	L	66-73
2/18/04	Auburn at #24 LSU	W	80-68
12/3/04	Auburn vs. #24 Virginia	L	87-89
2/1/06	Auburn at #24 LSU	L	69-84

Auburn vs. #25 Teams (Overall: 1-3)

3/8/96	Auburn vs. #25 Mississippi St.	L	58-69
2/9/00	Auburn at #25 LSU	L	68-83
2/18/06	#25 LSU at Auburn	L	61-65
2/24/07	Auburn at #25 Alabama	W	86-77


Auburn vs. Ranked Opponents by Date (Overall: 60-206)

1/5/51	Auburn at #3 Kentucky	L	35-79	12/1/71	#12 South Carolina at Auburn	L	63-84	1/6/86	#12 Kentucky at Auburn	W	60-56
3/2/51	Auburn vs. #1 Kentucky	L	54-84	1/20/73	#11 Alabama at Auburn	L	64-76	1/31/86	Auburn at #8 Kentucky	L	71-81
2/14/53	#8 LSU at Auburn	L	57-65	2/17/73	Auburn at #17 Alabama	L	75-87	2/15/86	#18 Alabama at Auburn	W	71-69
12/30/53	#19 Vanderbilt at Auburn	L	48-96	2/1/73	Auburn vs. #17 Jacksonville	L	78-90	3/16/86	Auburn vs. #4 St. John's	W	81-65
2/20/54	Auburn at #13 LSU	L	59-77	2/2/74	#8 Alabama at Auburn	L	64-73	3/20/86	Auburn vs. #11 UNLV	W	70-63
2/27/54	Auburn vs. #2 Kentucky	L	79-109	2/18/74	#5 Vanderbilt at Auburn	L	79-89	3/22/86	Auburn vs. #22 Louisville	L	76-84
1/15/55	#20 Auburn vs. #16 Alabama	L	78-99	3/4/74	Auburn at #7 Alabama	L	84-97	1/3/87	#11 Kentucky at #5 Auburn	L	60-63
2/5/55	Auburn at #20 Vanderbilt	L	74-79	1/11/75	#7 Kentucky at Auburn	W	90-85	1/22/87	#17 Auburn at #13 Alabama	L	82-88
2/26/55	Auburn at #2 Kentucky	L	59-93	2/1/75	#14 Auburn at #9 Alabama	L	53-77	1/31/87	#19 Florida at #18 Auburn	W	81-68
3/5/55	Auburn vs. #11 Alabama	L	80-84	3/8/75	#7 Alabama at Auburn	W	76-70	2/1/87	#3 UNLV at #18 Auburn	L	85-104
12/20/55	Auburn at #15 Oklahoma City	L	58-76	2/27/75	Auburn at #9 N.C. State	L	74-79	2/21/87	#12 Alabama at Auburn	L	75-77
1/14/56	Auburn vs. #19 Alabama	L	77-86	1/10/76	#10 Alabama at Auburn	L	62-63	3/7/87	Auburn vs. #9 Alabama	L	68-87
2/4/56	Auburn vs. #7 Kentucky	L	81-82	1/19/76	Auburn at #9 Tennessee	L	78-83	3/14/87	Auburn vs. #3 Indiana	L	90-107
2/27/56	#7 Vanderbilt at Auburn	W	74-65	2/7/76	Auburn at #17 Alabama	L	75-86	1/9/88	Auburn at #1 Kentucky	W	53-52
3/2/56	Auburn vs. #3 Alabama	L	82-93	2/16/76	#8 Tennessee at Auburn	W	73-72 (ot)	2/6/88	Auburn at #10 Florida	W	58-57
2/25/57	Auburn at #3 Kentucky	L	85-103	1/3/77	#4 Alabama at #20 Auburn	W	74-71	2/24/88	Auburn at #17 Vanderbilt	W	81-68
1/4/58	Auburn at #9 Mississippi St.	L	42-70	1/15/77	#2 Kentucky at Auburn	L	68-75	3/17/88	Auburn vs. #11 Bradley	W	90-86
2/22/58	#20 Tennessee at Auburn	W	72-66	2/5/77	#11 Tennessee at Auburn	L	83-93	3/19/88	Auburn vs. #8 Oklahoma	L	87-107
2/24/58	Auburn vs. #13 Kentucky	W	64-63	2/12/77	Auburn at #3 Kentucky	L	82-89	1/4/89	#19 Tennessee at Auburn	L	73-84
1/3/59	#8 Mississippi St. at #9 Auburn	W	97-66	3/5/77	Auburn at #12 Alabama	L	77-81	2/8/89	#19 LSU at Auburn	L	91-104
2/21/59	#2 Auburn at #3 Kentucky	L	56-75	1/9/78	#1 Kentucky at Auburn	L	77-101	1/6/90	#17 LSU at Auburn	L	70-77
1/19/60	Auburn at #6 Georgia Tech	W	66-59	2/6/78	Auburn at #1 Kentucky	L	81-104	1/27/90	Auburn at #24 Alabama	L	59-78
2/2/60	#6 Georgia Tech at Auburn	W	48-45	1/15/79	Auburn at #13 LSU	L	82-94	2/7/90	Auburn at #11 LSU	L	71-82
1/6/62	Auburn at #9 Mississippi St.	L	48-51	1/20/79	#18 Alabama at Auburn	L	76-83	3/9/90	Auburn vs. #16 LSU	W	78-76
2/26/62	#3 Kentucky at Auburn	L	60-63	1/27/79	Auburn at #19 Vanderbilt	L	59-66	1/29/91	#10 Kentucky at Auburn	L	81-89
1/22/63	Auburn at #9 Georgia Tech	L	64-69	2/1/79	Auburn at #20 Alabama	L	73-80	2/13/91	Auburn at #20 LSU	L	61-98
2/1/64	#5 Vanderbilt at Auburn	W	81-63	3/2/79	Auburn vs. #20 Tennessee	L	64-75	3/2/91	Auburn at #13 Kentucky	L	93-114
2/22/64	Auburn vs. #3 Kentucky	L	79-99	1/2/80	Auburn at #2 Kentucky	L	65-67	3/8/91	Auburn vs. #16 LSU	W	92-77
2/22/65	Auburn at #8 Tennessee	L	38-69	1/16/80	Auburn at #14 LSU	L	82-93	1/4/92	Auburn at #16 Arkansas (A)	L	92-110
3/1/65	#9 Vanderbilt at Auburn	L	64-79	1/30/80	#3 Kentucky at Auburn	L	62-64	1/18/92	#9 Alabama at Auburn	W	81-63
1/29/66	Auburn at #2 Kentucky	L	78-115	2/13/80	#5 LSU at Auburn	L	44-50	2/8/92	#19 Kentucky at Auburn	L	67-85
1/31/66	Auburn at #4 Vanderbilt	L	63-68	2/28/80	Auburn vs. #2 Kentucky	L	61-69	2/26/92	#9 Arkansas at Auburn	L	74-82
2/12/66	#1 Kentucky at Auburn	L	64-77	1/7/81	#4 Kentucky at Auburn	L	66-79	3/7/92	Auburn at #20 Alabama	L	80-82
2/14/66	#5 Vanderbilt at Auburn	L	76-91	1/21/81	#5 LSU at Auburn	L	64-74	1/23/93	Auburn at #8 Arkansas	W	100-89
12/31/66	#9 Vanderbilt at Auburn	W	64-51	2/4/81	Auburn at #6 Kentucky	L	74-102	1/30/93	#15 Vanderbilt at Auburn	L	70-73
1/9/67	Auburn at #10 Mississippi St.	L	54-59	2/18/81	Auburn at #4 LSU	L	47-58	2/27/93	Auburn at #2 Kentucky	L	78-80
2/25/67	#9 Tennessee at Auburn	L	45-54	2/28/81	Auburn at #10 Tennessee	L	63-75	3/6/93	#13 Arkansas at Auburn	W	81-80
1/15/68	#8 Vanderbilt at Auburn	L	65-74	1/6/82	Auburn at #3 Kentucky	L	71-83	12/28/93	Auburn vs. #7 Michigan	L	81-102
2/26/68	Auburn at #5 Kentucky	L	57-89	1/27/82	#13 Alabama at Auburn	L	65-67	1/14/94	#3 Arkansas at Auburn	L	105-117
12/4/68	Auburn at #9 Vanderbilt	L	70-73	2/3/82	#9 Kentucky at Auburn	W	83-81(ot)	1/30/94	#7 Kentucky at Auburn	L	74-91
12/20/68	#9 Kentucky at Auburn	W	74-73	2/24/82	Auburn at #17 Alabama	L	72-74	2/2/94	Auburn at #24 Florida	L	67-68
2/3/69	Auburn at #5 Kentucky	L	93-105	2/27/82	#19 Tennessee at Auburn	W	56-54	2/26/94	Auburn at #1 Arkansas	L	81-91
3/3/69	#17 Kentucky at Auburn	L	86-90	3/4/82	Auburn vs. #15 Kentucky	L	66-89	1/4/95	Auburn at #6 Kentucky	L	64-98
12/1/69	#1 South Carolina at Auburn	L	64-86	12/8/82	Auburn at #9 Houston	L	65-77	1/14/95	#4 Arkansas at Auburn	W	104-90
2/2/70	#2 Kentucky at Auburn	L	83-84	1/5/83	#5 Alabama at Auburn	W	91-80	1/25/95	#23 Florida at Auburn	W	77-71
3/2/70	Auburn at #1 Kentucky	L	81-102	1/15/83	Auburn at #6 Kentucky	W	75-67	2/1/95	Auburn at #20 Alabama	L	63-65
12/3/70	Auburn at #3 South Carolina	L	69-86	2/12/83	#13 Kentucky at Auburn	L	69-71	2/11/95	Auburn at #21 Mississippi St.	W	70-69
12/5/70	#19 N.C. State at Auburn	W	91-85	12/27/83	Auburn vs. #10 Wake Forest	L	67-76	2/18/95	#18 Alabama at Auburn	L	73-86
1/30/71	Auburn at #8 Tennessee	L	68-90	1/13/84	#2 Kentucky at Auburn	W	82-63	3/1/95	#14 Mississippi St. at Auburn	W	76-69
2/1/71	Auburn at #11 Kentucky	L	76-114	1/27/84	#10 LSU at Auburn	W	80-78	3/4/95	Auburn at #7 Arkansas	L	66-68
2/27/71	#17 Tennessee at Auburn	L	71-76	2/11/84	#16 Auburn at #6 Kentucky	L	64-84	3/10/95	Auburn vs. #3 Kentucky	L	81-93
3/1/71	#10 Kentucky at Auburn	L	83-102	3/10/84	Auburn vs. #3 Kentucky	L	49-51	11/26/95	Auburn vs. #13 Louisville	W	82-71
11/30/84	Auburn at #13 UAB	W	61-59	11/30/84	Auburn at #13 UAB	W	61-59	1/13/96	#17 Georgia at Auburn	W	89-86
3/16/85	Auburn vs. #13 Kansas	W	66-64	3/22/85	Auburn vs. #7 North Carolina	L	56-62	2/27/96	#1 Kentucky at Auburn	L	73-88
3/22/85	Auburn vs. #7 North Carolina	L	56-62	12/10/85	Auburn at #16 UAB	L	56-62	3/8/96	Auburn vs. #25 Mississippi St.	L	58-69
1/18/97	Auburn at 4 Kentucky	L	53-77					1/18/97	Auburn at 4 Kentucky	L	53-77
3/7/97	Auburn vs. #6 Kentucky	L	50-92					3/7/97	Auburn vs. #6 Kentucky	L	50-92



Auburn vs. Ranked Opponents by Date (Overall: 60-206)

11/11/97	Auburn vs. #24 Temple	L	42-68	1/17/07	#22 Tennessee at Auburn	W	83-80
1/21/98	#18 Arkansas at Auburn	L	65-79	1/23/07	#12 Alabama at Auburn	W	81-57
1/24/98	#14 South Carolina at Auburn	L	56-61	1/27/07	#1 Florida at Auburn	L	66-91
1/31/98	#12 Ole Miss at Auburn	W	68-67	2/24/07	Auburn at #25 Alabama	W	86-77
2/25/98	#7 Kentucky at Auburn	L	58-83				
2/28/98	Auburn at #13 Ole Miss	L	67-74	1/19/08	#15 Ole Miss at Auburn	W	80-77
				2/2/08	Auburn at #18 Vanderbilt	L	71-78
1/6/99	#18 Arkansas at #14 Auburn	W	83-66	2/20/08	Auburn at #2 Tennessee	L	70-89
1/20/99	#6 Auburn at #7 Kentucky	L	62-72	3/13/08	Auburn vs. #17 Vanderbilt	L	82-93
3/6/99	#4 Auburn vs. #14 Kentucky	L	57-69				
3/14/99	Auburn vs. #14 Ohio St.	L	64-72	2/21/09	Auburn at #23 LSU	L	72-79
				3/7/09	#11 LSU at Auburn	W	69-53
11/27/99	#2 Auburn vs. #7 Stanford	L	58-67				
1/11/00	#20 Kentucky at #4 Auburn	W	66-63	1/14/10	Auburn at #9 Tennessee	L	55-81
1/25/00	#7 Auburn at #11 Tennessee	L	76-105	1/28/10	Auburn at #18 Ole Miss	L	74-84
2/9/00	#8 Auburn at #25 LSU	L	68-83				
2/16/00	#11 Auburn at #24 Vanderbilt	W	86-80	1/11/11	Auburn at #13 Kentucky	L	54-78
2/27/00	#8 Auburn at #9 Florida	L	59-88	2/19/11	#18 Vanderbilt at Auburn	L	60-77
3/1/00	#12 LSU at #13 Auburn	L	53-55				
3/10/00	#23 Auburn vs. #10 Florida	W	78-70	1/11/12	#2 Kentucky at Auburn	L	53-68
3/18/00	#22 Auburn vs. #6 Iowa State	L	60-79	2/4/12	Auburn at #19 Mississippi State	L	88-91
				2/18/12	#23 Mississippi St. at Auburn	W	65-55
1/6/01	#5 Tennessee at Auburn	L	88-96	2/21/12	Auburn at #11 Florida	L	47-63
1/25/01	#14 Florida at Auburn	L	63-65				
1/27/01	Auburn at #15 Alabama	L	80-81	12/29/12	Auburn vs. #12 Illinois	L	79-81
2/21/01	#14 Alabama at Auburn	W	72-69 (ot)	1/26/13	#23 Ole Miss at Auburn	L	61-63
2/24/01	Auburn at #12 Ole Miss	L	62-64	2/2/13	Auburn at #17 Missouri	L	77-91
2/28/01	Auburn at #15 Kentucky	L	78-90	2/16/13	#7 Florida at Auburn	L	52-83
3/8/01	Auburn vs. #24 Tennessee	L	66-73				
				12/2/13	Auburn at #17 Iowa State	L	70-99
12/8/01	Auburn vs. #7 Virginia	L	72-77	1/11/14	#21 Missouri at Auburn	L	68-70
1/12/02	#14 Alabama at Auburn	W	59-56	1/18/14	#7 Florida at Auburn	L	61-68
1/22/02	#8 Kentucky at Auburn	L	62-69	2/14/14	#14 Kentucky at Auburn	L	56-64
2/9/02	#17 Georgia at Auburn	W	75-72	2/19/14	Auburn at #2 Florida	L	66-71
2/20/02	Auburn at #8 Florida	L	61-89				
2/27/02	Auburn at #6 Alabama	L	68-73	2/10/15	#23 Arkansas at Auburn	L	87-101
3/7/02	Auburn vs. #11 Florida	L	63-81	2/21/15	Auburn at #1 Kentucky	L	75-110
				3/14/15	Auburn vs. #1 Kentucky	L	67-91
1/18/03	#9 Alabama at Auburn	W	77-68				
1/22/03	#24 Auburn at #8 Kentucky	L	51-67	12/19/15	Auburn at #10 Xavier	L	61-85
1/25/03	#24 Auburn at #19 Georgia	L	79-85	1/5/16	#20 South Carolina at Auburn	L	69-81
2/19/03	#19 Mississippi St. at Auburn	L	46-63	1/16/16	#13 Kentucky at Auburn	W	75-70
3/1/03	#4 Florida at Auburn	L	70-73	3/1/16	#18 Texas A&M at Auburn	L	63-81
3/8/03	Auburn at #21 Mississippi St.	L	45-67				
3/15/03	Auburn vs. #2 Kentucky	L	58-78	11/23/16	Auburn vs. #17 Purdue	L	71-96
3/23/03	Auburn vs. #8 Wake Forest	W	68-62	1/14/17	Auburn at #6 Kentucky	L	72-92
3/28/03	Auburn vs. #12 Syracuse	L	78-79	1/24/17	Auburn at #23 South Carolina	L	69-98
				2/14/17	#13 Florida at Auburn	L	95-114
1/7/04	Auburn at #20 Vanderbilt	L	53-59				
1/24/04	Auburn at #17 Florida	L	52-68				
1/31/04	#11 Mississippi St. at Auburn	L	68-73				
2/18/04	Auburn at #24 LSU	W	80-68				
2/21/04	#9 Kentucky at Auburn	L	59-68				
3/2/04	Auburn at #5 Mississippi St.	L	91-105				
12/3/04	Auburn vs. #24 Virginia	L	87-89				
1/5/05	Auburn at #18 Mississippi St.	L	53-90				
1/26/05	#14 Alabama at Auburn	L	55-60				
2/23/05	Auburn at #5 Kentucky	L	73-81				
3/2/05	Auburn at #19 Alabama	L	53-94				
1/14/06	Auburn at #2 Florida	L	57-69				
2/1/06	Auburn at #24 LSU	L	69-84				
2/15/06	Auburn at #8 Tennessee	L	89-105				
2/18/06	#25 LSU at Auburn	L	61-65				
11/25/06	Auburn vs. #7 Wisconsin	L	63-77				
12/3/06	#2 Pittsburgh at Auburn	L	66-74				
12/22/06	#13 Texas A&M at Auburn	L	58-87				
1/13/07	Auburn at #13 LSU	L	63-65				



Series Scores

Table with 5 columns: Date, Home Team, Visitor, Home Score, Visitor Score. Rows include games from 1953 to 1995.

Table with 5 columns: Date, Home Team, Visitor, Home Score, Visitor Score. Rows include games from 1996 to 2017, including Georgia Southern, Georgia State, and Georgia Tech.

Table with 5 columns: Date, Home Team, Visitor, Home Score, Visitor Score. Rows include games from 1926 to 1971.

*SEC Tournament +Southern Conference Tournament
Key to Abbreviations: KNOX—Knoxville, Tenn.
ATL—Atlanta, Ga. BHAM—Birmingham, Ala.
BR—Baton Rouge, La. COL—Columbus, Ga.

Series Notes
All Games at Auburn: Auburn leads 59-24
All Games at Auburn Arena: Auburn leads 3-2
All Games at BEMC: Auburn leads 22-11
All Games at Georgia: Georgia leads 62-23
All Games at Stegeman Coliseum: Georgia leads 28-12
Bruce Pearl vs. Georgia: 12-7
Mark Fox vs. Auburn: 7-4
All Games at Neutral Sites: Auburn leads 9-8
SEC Tournament Games: Georgia leads 5-3
Current Series Streak: 2 by Georgia
Longest Auburn Streak: 13 (*48-'49/'53-'54)
Longest Georgia Streak: 9 (*10-'11/'16-'17)

GEORGIA SOUTHERN (8-0)

Table with 5 columns: Date, Home Team, Visitor, Home Score, Visitor Score. Rows include games from 1964 to 2015.

GEORGIA STATE (6-1)

Table with 5 columns: Date, Home Team, Visitor, Home Score, Visitor Score. Rows include games from 1988 to 2016.

GEORGIA TECH (53-61)

Table with 5 columns: Date, Home Team, Visitor, Home Score, Visitor Score. Rows include games from 1906 to 1926.



Series Scores

Feb. 23, 2013	A	L	55	88	Feb. 10, 1971	H	W	92	68
Jan. 9, 2014	A	L	62	65	Dec. 13, 1971	H	W	85	75
Feb. 7, 2015	H	L	79	86	Feb. 21, 1972	A	L	60	62
Jan. 27, 2016	A	L	63	80	Jan. 15, 1973	H	W	82	77
Feb. 20, 2016	H	L	59	69	Feb. 19, 1973	A	L	87	94
Jan. 7, 2017	H	L	85	88	Jan. 21, 1974	A	W	87	81
Feb. 11, 2017	A	L	84	90	Feb. 23, 1974	H	L	60	67
**Southern Conference Tournament					Jan. 20, 1975	H	W	98	89
*SEC Tournament		#	Memphis Invitational		Feb. 22, 1975	A	W	78	74
Key to Abbreviations:					Jan. 12, 1976	H	W	75	70
ATL—Atlanta, Ga.			BHAM—Birmingham, Ala.		Feb. 9, 1976	A	L	74	75
KNOX—Knoxville, Tenn.			MEM—Memphis, Tenn.		Jan. 5, 1977	H	L	79	81
NO—New Orleans, La.					Mar. 7, 1977	A	L	75	89
Series Notes					Jan. 30, 1978	H	W	85	74
All Games at Auburn: Auburn leads 49-15					Feb. 27, 1978	A	L	OT 82	83
All Games at Auburn Arena: Ole Miss leads 4-2					Jan. 22, 1979	H	L	72	74
All Games at BEMC: Auburn leads 33-9					Feb. 19, 1979	A	L	66	73
All Games at Ole Miss: Ole Miss leads 41-23					Jan. 12, 1980	H	W	77	67
All Games at The Pavilion: Ole Miss leads 2-0					Feb. 9, 1980	A	L	72	76
All Games at Tad Smith Coliseum: Ole Miss leads 33-15					Jan. 17, 1981	A	L	61	69
Bruce Pearl vs. Ole Miss: 5-7					Feb. 14, 1981	H	W	66	55
Andy Kennedy vs. Auburn: 16-5					Jan. 16, 1982	H	W	62	49
All Games at Neutral Sites: Ole Miss leads 4-1					Feb. 13, 1982	A	L	45	59
SEC Tournament Games: Ole Miss leads 2-1					Mar. 3, 1982	LEX*	W	OT 38	36
Current Series Streak: 10 by Ole Miss					Jan. 3, 1983	H	W	77	66
Longest Auburn Streak: 7 ('64-'65/'67-'68, '89-'90/'92-'93)					Mar. 3, 1983	A	L	53	69
Longest Ole Miss Streak: 10 ('12-present)					Dec. 22, 1983	A	W	73	55
MISSISSIPPI COLLEGE (1-1)					Mar. 1, 1984	H	W	68	53
Feb. 2, 1939	H	L	44	59	Jan. 12, 1985	H	W	62	53
Nov. 30, 1981	H	W	88	54	Feb. 13, 1985	A	L	65	82
MISSISSIPPI STATE (75-69)					Jan. 11, 1986	A	W	72	56
Jan. 22, 1915	A	L	16	44	Feb. 12, 1986	H	W	69	64
Jan. 23, 1915	A	L	11	32	Mar. 6, 1986	LEX*	L	63	65
Feb. 22, 1915	H	W	19	18	Jan. 10, 1987	A	W	66	52
Feb. 23, 1915	H	W	21	17	Feb. 12, 1987	H	W	59	45
Jan. 10, 1927	H	L	31	34	Jan. 16, 1988	H	W	65	57
Jan. 11, 1927	H	W	27	24	Feb. 17, 1988	A	W	77	61
Mar. 1, 1928	ATL#	W	42	34	Jan. 11, 1989	A	L	56	69
Feb. 3, 1941	H	L	44	48	Feb. 11, 1989	H	W	70	68
Dec. 18, 1941	A	W	39	29	Jan. 10, 1990	H	W	93	71
Feb. 14, 1942	H	L	40	41	Feb. 10, 1990	A	W	77	74
Dec. 11, 1942	A	L	35	41	Jan. 26, 1991	H	L	64	84
Dec. 12, 1942	A	L	26	36	Feb. 27, 1991	A	L	76	94
Dec. 17, 1942	H	L	37	38	Jan. 29, 1992	H	L	72	75
Dec. 18, 1942	H	L	40	44	Mar. 4, 1992	A	L	70	77
Dec. 10, 1945	H	W	55	47	Jan. 3, 1993	A	L	71	77
Dec. 11, 1945	H	W	37	26	Feb. 17, 1993	H	W	83	77
Feb. 15, 1946	A	W	40	30	Jan. 12, 1994	H	L	OT 86	91
Feb. 16, 1946	A	L	31	39	Feb. 19, 1994	A	W	76	65
Dec. 14, 1946	A	L	35	61	Feb. 11, 1995	A	W	70	69
Dec. 6, 1947	H	L	35	49	Mar. 1, 1995	H	W	76	69
Dec. 11, 1948	H	L	53	54	Feb. 4, 1996	H	L	OT 75	78
Jan. 18, 1949	A	L	43	47	Mar. 2, 1996	A	L	51	67
Jan. 12, 1950	A	W	65	64	Mar. 8, 1996	NO*	L	58	69
Feb. 1, 1950	H	W	65	60	Feb. 5, 1997	H	W	81	68
Feb. 24, 1951	H	W	92	85	Feb. 26, 1997	A	W	68	64
Jan. 18, 1952	A	W	68	61	Jan. 28, 1998	A	W	69	66
Jan. 31, 1953	H	W	82	60	Feb. 7, 1998	H	W	OT 68	66
Jan. 2, 1954	BHAM	W	76	75	Jan. 27, 1999	H	W	64	54
Jan. 9, 1954	A	L	74	79	Feb. 27, 1999	A	W	76	73
Jan. 8, 1955	H	W	79	58	Jan. 16, 2000	A	W	51	45
Jan. 7, 1956	A	W	81	68	Jan. 29, 2000	H	W	73	57
Jan. 5, 1957	H	W	86	66	Jan. 31, 2001	H	W	60	56
Dec. 14, 1958	BHAM	L	37	52	Feb. 17, 2001	A	L	74	85
Jan. 4, 1958	A	L	42	70	Jan. 30, 2002	H	L	64	72
Jan. 3, 1959	H	W	97	66	Feb. 16, 2002	A	L	53	89
Jan. 2, 1960	A	W	64	48	Feb. 19, 2003	H	L	46	63
Jan. 7, 1961	H	L	48	56	Mar. 8, 2003	A	L	45	67
Jan. 6, 1962	A	L	48	51	Jan. 31, 2004	H	L	68	73
Jan. 5, 1963	H	L	53	62	Mar. 2, 2004	A	L	91	105
Jan. 4, 1964	A	W	OT 64	63	Jan. 5, 2005	A	L	53	90
Jan. 2, 1965	A	W	71	70	Feb. 5, 2005	H	W	90	76
Jan. 3, 1966	H	L	72	83	Feb. 4, 2006	A	L	53	71
Jan. 9, 1967	A	L	OT 54	59	Feb. 22, 2006	H	W	75	71
Feb. 13, 1967	H	W	68	57	Jan. 20, 2007	A	L	76	87
Jan. 8, 1968	H	L	62	66	Feb. 10, 2007	H	L	83	91
Feb. 12, 1968	A	W	74	72	Feb. 9, 2008	H	L	64	83
Dec. 16, 1968	A	L	59	65	Feb. 27, 2008	A	L	78	89
Feb. 12, 1969	H	W	87	68	Feb. 14, 2009	H	W	91	76
Dec. 15, 1969	H	W	94	66	Feb. 28, 2009	A	W	76	58
Feb. 11, 1970	A	W	OT 71	69	Feb. 13, 2010	A	L	OT 75	85
Dec. 14, 1970	A	W	73	70	Mar. 3, 2010	H	W	89	80
					Jan. 16, 2011	A	L	66	85
					Feb. 12, 2011	H	W	65	62



Series Scores

Nov. 26, 1988 H W 89 83

MURRAY STATE (3-1)

Dec. 21, 1996 BHAM W 86 72
 Dec. 14, 2002 H W 72 53
 Nov. 15, 2012 CHAS L 59 79
 Nov. 23, 2013 H W 75 67

Key to Abbreviations: BHAM—Birmingham, Ala.
 CHAS - Charleston, S.C.

NASHVILLE ATHLETIC CLUB (1-0)

1910-11 W 36 34

NAVY (5-1)

Dec. 18, 1959 BHAM L 61 68
 Dec. 28, 1974 MINN W 73 69
 Dec. 16, 1978 STP W 63 57
 Dec. 28, 1989 PEN W 75 61
 Dec. 30, 1997 H W 70 54
 Dec. 19, 1998 A W 88 70

Key to Abbreviations:
 BHAM—Birmingham, Ala. MINN—Minneapolis, Minn.
 PEN—Pensacola, Fla. STP—St. Petersburg, Fla.

NEHI REDS (1-0)

Dec. 17, 1938 H W 41 36

NEWBERRY (1-0)

Feb. 24, 1922 ATL* W 32 21

*Southern Conference Tournament

Key to Abbreviation: ATL—Atlanta, Ga.

NEW MEXICO (1-0)

Dec. 22, 2015 HONO W 83 78

Key to Abbreviation: HONO—Honolulu, Hawai'i

NEW ORLEANS (1-0)

Jan. 2, 2004 H W 70 55

NIAGARA (1-0)

Nov. 13, 2009 H W 69 65

NICHOLLS STATE (5-1)

Nov. 30, 1993 H L 76 79
 Nov. 17, 1997 H W 96 75
 Nov. 24, 2004 H W 92 78
 Nov. 28, 2006 H W 92 87
 Nov. 25, 2011 H W 78 57
 Nov. 8, 2013 H W 76 54

NORFOLK STATE (1-0)

Dec. 29, 1995 TALL W 92 56

Key to Abbreviations: TALL—Tallahassee, Fla.

NORTH ALABAMA (formerly Florence St.) (4-0)

Dec. 27, 1958 H W 104 78
 Dec. 1, 1959 H W 95 69
 Jan. 2, 1961 H W 76 50
 Jan. 3, 2015 H W 82 61

NORTH CAROLINA (0-4)

Feb. 27, 1922 ATL* L 27 32
 Feb. 26, 1927 ATL* L 15 28
 Feb. 28, 1932 ATL* L 31 52
 Mar. 22, 1985 BHAM** L 56 62

*Southern Conference Tournament

**NCAA Tournament

Key to Abbreviations:

ATL—Atlanta, Ga. BHAM—Birmingham, Ala.

NORTH CAROLINA STATE (3-5)

Feb. 5, 1926 A L 36 43
 Feb. 26, 1926 ATL* L 26 32
 Jan. 12, 1931 H W OT 30 28
 Feb. 26, 1932 ATL* W 34 33
 Dec. 17, 1969 A L 69 76
 Dec. 5, 1970 H W 91 85
 Dec. 27, 1975 A L 74 79
 Nov. 22, 2009 DAY L 58 60

*Southern Conference Tournament

Key to Abbreviation: ATL—Atlanta, Ga.
 DAY—Daytona Beach, Fla.

NORTH FLORIDA (2-0)

Dec. 17, 2011 H W 84 71
 Nov. 11, 2016 H W 83 66

NORTH TEXAS (1-0)

Jan. 2, 2003 H W 90 65

NORTHERN IOWA (0-1)

Nov. 29, 2008 HE L 61 67
Key to Abbreviation: HE—Hoffman Estates, Ill.

NORTHWESTERN STATE (0-1)

Nov. 15, 2013 H L 92 111

OGLETHORPE (4-0)

Jan. 28, 1938 H W 46 43
 Jan. 29, 1938 H W 49 14
 Feb. 12, 1948 H W 55 23
 Feb. 13, 1948 H W 65 31

OHIO (1-0)

Dec. 8, 1990 H W 75 65

OHIO STATE (0-1)

Mar. 18, 1999 KNOX* L 64 72
 *NCAA Tournament
Key to Abbreviation: KNOX—Knoxville, Tenn.

OKLAHOMA (2-1)

Dec. 15, 1978 STP W 78 70
 Mar. 19, 1988 ATL* L 87 107
 Dec. 21, 2016 UNCAS W 74 70

*NCAA Tournament

Key to Abbreviations:

ATL—Atlanta, Ga. STP—St. Petersburg, Fla.
 UNCAS—Uncasville, Conn.

OKLAHOMA CITY (0-2)

Dec. 20, 1955 A L 58 76
 Dec. 28, 1967 A L 68 78

OKLAHOMA STATE (2-1)

Dec. 10, 1977 HUNT W 112 94
 Mar. 13, 1999 INDY* W 81 74
 Nov. 24, 2006 SOPAD L 65 66

*NCAA Tournament

Key to Abbreviations: HUNT—Huntington, W. Va.
 INDY—Indianapolis, Ind. SOPAD—So. Padre Island, Texas

OLD DOMINION (2-1)

Dec. 30, 1970 A L 76 89
 Dec. 28, 1992 H W 96 85
 Dec. 18, 1993 A W 101 87

ORAL ROBERTS (1-1)

Feb. 13, 1978 H W 82 78
 Jan. 8, 1979 A L 62 63

OREGON (1-0)

Dec. 16, 2000 LV W OT 101 97
Key to Abbreviation: LV—Las Vegas, Nev.

OREGON STATE (1-0)

Nov. 26, 2014 LV W 71 69

Key to Abbreviation: LV—Las Vegas, Nev. (MGM Grand Main Event)

PARATROOPER INFANTRY 507 (0-1)

Jan. 15, 1943 H L 30 40

PENNSYLVANIA (1-0)

Dec. 11, 1999 BHAM W 77 70

Key to Abbreviation: BHAM—Birmingham, Ala.

PEPPERDINE (1-1)

Dec. 12, 1997 PROVO L 55 62
 Dec. 22, 1999 SANJ W 87 76

Key to Abbreviation:

PROVO—Provo, Utah SANJ—San Juan, P.R.

PITTSBURGH (0-2)

Dec. 4, 2005 A L 41 78
 Dec. 3, 2006 H L 66 74

PRESBYTERIAN (1-1)

Jan. 22, 2008 H W 78 65
 Dec. 18, 2010 H L 59 62

PROVIDENCE (1-0)

Nov. 26, 2000 KC W 80 69

Key to Abbreviation: KC—Kansas City, Mo.

PUERTO RICO-MAYAGUEZ (2-0)

Dec. 20, 1999 A W 109 52
 Dec. 20, 2002 A W 94 64

PURDUE (1-2)

Mar. 14, 1985 SB* W 59 58
 Mar. 20, 2001 A+ L 61 79
 Nov. 23, 2016 CAN L 71 96

*NCAA Tournament +National Invitation Tournament

Key to Abbreviation: SB—South Bend, Ind.

CAN—Cancun, Mexico

RADFORD (1-0)

Dec. 12, 1984 H W 79 57

RHODE ISLAND (0-1)

Nov. 25, 2012 H L 2OT 72 78

RICE (3-1)

Dec. 21, 1955 A L 2OT 80 82
 Dec. 8, 1956 BHAM W 88 68
 Dec. 17, 1964 A W 94 71
 Dec. 2, 1965 H W 91 74

Key to Abbreviation: BHAM—Birmingham, Ala.

RICHMOND (2-1)

Dec. 1, 1976 H W 86 63
 Dec. 12, 1978 A W 84 72
 Mar. 15, 1984 CHAR* L 71 72

*NCAA Tournament

Key to Abbreviation: CHAR—Charlotte, N.C.

ROBERT MORRIS (1-0)

Nov. 24, 2000 KC W 89 71

Key to Abbreviation: KC—Kansas City, Mo.

RUTGERS (4-2)

Dec. 19, 1967 TAM W 70 62
 Dec. 29, 1976 LOU W 78 75
 Nov. 27, 1998 HON W 70 55
 Nov. 24, 2001 A L 56 57
 Dec. 8, 2002 H W 82 70
 Dec. 11, 2010 PIT L 54 63

Key to Abbreviations: HON—Honolulu, Hawai'i
 LOU—Louisville, Ky. TAM—Tampa, Fla.
 PIT—Pittsburgh, Pa.

ST. BONAVENTURE (0-1)

Dec. 18, 1967 TAM L 73 77

Key to Abbreviation: TAM—Tampa, Fla.

ST. JOHN'S (1-0)

Mar. 16, 1986 LB* W 81 65

*NCAA Tournament LB—Long Beach, Calif.

SAINT JOSEPH'S (PA.) (2-0)

Dec. 18, 1956 CHAR W 66 64
 Mar. 21, 2003 TAM* W OT 65 63

Key to Abbreviation: *NCAA Tournament

CHAR—Charlotte, N.C. TAM—Tampa, Fla.

ST. LOUIS (1-0)

Dec. 19, 1969 NASH W 70 66

Key to Abbreviation: NASH—Nashville, Tenn.

SAMFORD (formerly Howard) (22-2)

Dec. 6, 1925 A W 32 16
 Jan. 11, 1926 H W 35 21
 Jan. 27, 1940 H L 33 37
 Feb. 10, 1941 H W 35 21
 Feb. 28, 1948 H W 33 32
 Dec. 3, 1948 A W 57 30
 Dec. 2, 1949 A W 59 36
 Dec. 10, 1949 H W 73 49
 Dec. 1, 1950 A W 70 57
 Dec. 13, 1950 H W 70 53



Series Scores

Mar. 2, 2013	H	L	55	62
Feb. 22, 2014	H	L	59	67
Jan. 6, 2015	A	L	52	64
Jan. 12, 2016	A	L	57	75
Feb. 13, 2016	H	L	57	86
Jan. 4, 2017	A	L	61	80

*SEC Tournament

Key to Abbreviations: MEM—Memphis, Tenn.
 BHAM—Birmingham, Ala. LOU—Louisville, Ky.
 ATL—Atlanta, Ga. NO—New Orleans, La.
 NASH—Nashville, Tenn.

Series Notes

All Games at Auburn: Vanderbilt leads 36-29
 All Games at Auburn Arena: Vanderbilt leads 4-0
 All Games at BEMC: Vanderbilt leads 18-15
 All Games at Vanderbilt: Vanderbilt leads 51-17
 All Games at Memorial Gym: Vanderbilt leads 38-13
 Bruce Pearl vs. Vanderbilt: 8-8
 Bryce Drew vs. Auburn: 1-0
 All Games at Neutral Sites: Auburn leads 5-1
 SEC Tournament Games: Auburn leads 6-2
 Current Series Streak: 13 by Vanderbilt
 Longest Auburn Streak: 6 ('83-'84/'85-'86)
 Longest Vanderbilt Streak: 13 ('32-'33/'39-'40/'07-'08/
 Present)

VCU (4-1)

Mar. 3, 1975	H	W	117	72
Dec. 16, 1976	A	W	109	59
Dec. 21, 1984	CHAT	L	59	78
Dec. 5, 1987	H	W	93	80
Dec. 20, 1988	A	W	85	79

Key to Abbreviation: CHAT—Chattanooga, Tenn.

VILLANOVA (2-2)

Dec. 28, 1983	JACK	W	95	83
Dec. 29, 1987	ATL	W	65	64
Dec. 28, 1988	ORL	L	83	84
Dec. 27, 1990	NO	L	71	88

Key to Abbreviations:

ATL—Atlanta, Ga. JACK—Jacksonville, Fla.
 NO—New Orleans, La. ORL—Orlando, Fla.

VIRGINIA (4-3)

1919-20	A	W	27	21
Feb. 18, 1925	ATL*	L	27	29
Feb. 27, 1931	ATL*	W	33	26
Dec. 8, 2001	BHAM	L	72	77
Dec. 3, 2004	RICH	L	87	89
Dec. 20, 2008	A	W	58	56
Dec. 7, 2009	H	W	68	67

*Southern Conference Tournament

Key to Abbreviation: ATL—Atlanta, Ga.
 BHAM—Birmingham, Ala. RICH—Richmond, Va.

VIRGINIA MILITARY INSTITUTE (0-2)

1919-20	A	L	19	45
Feb. 6, 1926	A	L	25	41

VIRGINIA TECH (6-2)

1919-20	A	L	20	26
Feb. 25, 1927	ATL*	W	38	33
Dec. 16, 1960	BHAM	W	76	73
Dec. 16, 1961	BHAM	W	77	63
Dec. 29, 1967	OKC	W	76	61
Dec. 8, 1973	H	W	76	74
Dec. 14, 1974	A	L	82	83
Dec. 21, 1999	SANJ	W	73	63

*Southern Conference Tournament

Key to Abbreviations: OKC—Oklahoma City, Okla.
 ATL—Atlanta, Ga. BHAM—Birmingham, Ala.
 SANJ—San Juan, P.R.

WAKE FOREST (4-3)

1907-08		W	38	13
Dec. 19, 1956	CHAR	L	48	58
Dec. 7, 1957	COL	W	78	66
Dec. 9, 1967	A	W	66	63
Dec. 6, 1969	H	L	81	95
Dec. 27, 1983	JACK	L	67	76
Mar. 23, 2003	TAM*	W	68	62

* NCAA Tournament

Key to Abbreviations: JACK—Jacksonville, Fla.
 CHAR—Charlotte, N.C. COL—Columbus, Ga.

TAM—Tampa, Fla.

WASHINGTON (0-1)

1947-48		L	29	59
---------	--	---	----	----

WASHINGTON & LEE (1-1)

1919-20	A	L	10	34
Dec. 17, 1954	MONT	W	91	81

Key to Abbreviation: MONT—Montgomery, Ala.

WEBER STATE (1-0)

Dec. 13, 1997	PROVO	W	63	58
---------------	-------	---	----	----

Key to Abbreviation: PROVO—Provo, Utah

WEST ALABAMA (formerly Livingston) (2-0)

1948-49		W	49	44
Dec. 1, 1960	H	W	90	50

WEST FLORIDA (1-0)

Dec. 12, 1994	H	W	96	59
---------------	---	---	----	----

WEST POINT ATHLETIC CLUB (2-0)

1919-20	A	W	38	8
1922-23		W	25	18

WEST VIRGINIA (2-2)

Dec. 29, 1984	A	W	59	58
Nov. 22, 1985	HART	L	58	75
Dec. 3, 1985	H	W	84	59
Dec. 5, 2007	BHAM	L	59	88

Key to Abbreviation: BHAM—Birmingham, Ala.

HART—Hartford, Conn. (Preseason NIT)

WESTERN CAROLINA (4-0)

Dec. 4, 1973	H	W	95	85
Dec. 9, 1974	H	W	85	77
Dec. 3, 1975	A	W	88	76
Dec. 15, 1996	H	W	80	55

WEST GEORGIA (1-0)

Jan. 5, 2010	H	W	96	72
--------------	---	---	----	----

WESTERN KENTUCKY (1-3)

Dec. 16, 1972	LA	L	72	87
Dec. 7, 1985	A	L	58	71
Dec. 1, 2002	NASH	L	70	89
Nov. 21, 2003	H	W	86	64

Key to Abbreviation: LA—Los Angeles, Calif.

NASH—Nashville, Tenn.

WESTERN MICHIGAN (0-1)

Dec. 17, 2002	H	L	54	72
---------------	---	---	----	----

WETUMPKA ATHLETIC CLUB (3-0)

1907-08	H	W	47	11
1909-10	H	W	56	12
Jan. 17, 1914	H	W	82	17

WHITE'S BUSINESS COLLEGE (1-0)

1927-28	H	W	92	13
---------	---	---	----	----

WILLIAM & MARY (0-1)

Dec. 29, 1981	DUR	L	48	58
---------------	-----	---	----	----

Key to Abbreviation: DUR—Durham, N.C.

WINSTON-SALEM STATE (1-0)

Nov. 17, 2006	H	W	95	62
---------------	---	---	----	----

WINTHROP (4-1)

Dec. 30, 1996	H	W	80	55
Mar. 11, 1999	INDY*	W	80	41
Dec. 29, 2005	H	W	64	62
DEC. 22, 2012	H	L	67	74
Dec. 17, 2014	H	W	80	62

*NCAA Tournament

Key to Abbreviation: INDY—Indianapolis, Ind.

WISCONSIN (0-1)

Nov. 25, 2006	SOPAD	L	63	77
---------------	-------	---	----	----

Key to Abbreviation:

SOPAD—South Padre Island, Texas

WOFFORD (6-2)

1922-23		W	42	19
1922-23		L	19	20
Dec. 19, 1995	H	W	73	56
Nov. 25, 1997	H	W	68	51
Dec. 15, 1998	H	W	79	51
Nov. 22, 2002	H	W	81	63
Dec. 5, 2004	H	L	78	85
Dec. 16, 2006	H	W	86	76

WYOMING (1-0)

Dec. 19, 1958	BHAM	W	70	47
---------------	------	---	----	----

Key to Abbreviation: BHAM—Birmingham, Ala.

XAVIER (4-5)

Dec. 28, 1962	NO	W	64	57
Dec. 28, 1968	MOB	W	75	73
Dec. 29, 1970	NOR	W	86	73
Dec. 18, 1971	BHAM	L	60	71
Dec. 19, 1972	A	L	60	67
Jan. 6, 2008	H	L	57	80
Dec. 3, 2008	A	L	74	81
Dec. 20, 2014	H	W 2OT	89	88
Dec. 19, 2015	A	L	61	85

Key to Abbreviation:

BHAM—Birmingham, Ala. MOB—Mobile, Ala.
 NO—New Orleans, La. NOR—Norfolk, Va.

YOUNGSTOWN STATE (1-0)

Dec. 8, 1983	MOB	W	78	52
--------------	-----	---	----	----

Key to Abbreviation: MOB—Mobile, Ala.



Games by Location

1/31/1949 ... Tulane.....	L, 51-56	2/1/1958 ... Vanderbilt.....	W, 77-69	2/14/1966 ... #5 Vanderbilt.....	L, 76-91
2/17/1949 ... Florida.....	W, 44-43	2/3/1958 ... Georgia Tech.....	W, 99-78	2/19/1966 ... Georgia Tech.....	W, 90-73
2/28/1949 ... Ole Miss.....	W, 65-61	2/8/1958 ... Georgia.....	W, 75-73	2/23/1966 ... Georgia.....	W, 74-63
12/1/1949 ... Birmingham Southern.....	W, 79-49	2/10/1958 ... Florida.....	W, 76-69	2/26/1966 ... Ole Miss.....	W, 86-74
12/9/1949 ... Ole Miss.....	W, 64-60	2/22/1958 ... #20 Tennessee.....	W, 72-66	12/6/1966 ... Louisiana Tech.....	W, 88-77
12/10/1949 ... Samford.....	W, 73-49	12/2/1958 ... Jacksonville State.....	W, 111-54	12/10/1966 ... Southwestern Louisiana.....	W, 78-68
12/13/1949 ... Troy.....	W, 77-40	12/6/1958 ... Baylor.....	W, 71-60	12/31/1966 ... #9 Vanderbilt.....	W, 64-51
12/20/1949 ... Alabama.....	W, 45-40	12/17/1958 ... Florida State.....	W, 95-74	1/3/1967 ... LSU.....	W, 70-59
1/14/1950 ... Florida.....	W, 72-46	12/27/1958 ... Florence State.....	W, 104-78	1/28/1967 ... Georgia.....	W, 73-64
1/21/1950 ... Vanderbilt.....	L, 47-58	1/3/1959 ... Mississippi State.....	W, 47-66	1/30/1967 ... Ole Miss.....	W, 87-61
2/4/1950 ... LSU.....	W, 70-66	1/5/1959 ... Ole Miss.....	W, 60-47	2/13/1967 ... Mississippi State.....	W, 68-57
2/9/1950 ... Georgia.....	W, 67-54	1/21/1959 ... Georgia Tech.....	W, 66-55	2/20/1967 ... Ole Miss.....	W, 86-67
2/18/1950 ... Alabama.....	W, 67-58	2/7/1959 ... Georgia.....	W, 95-69	2/25/1967 ... #9 Tennessee.....	L, 45-54
2/22/1950 ... Georgia Tech.....	L, 53-61	2/9/1959 ... Florida.....	W, 93-71	2/27/1967 ... Kentucky.....	W, 60-49
11/27/1950 ... Troy.....	W, 96-57	2/14/1959 ... LSU.....	W, 115-67	12/1/1967 ... The Citadel.....	L, 70-73
12/6/1950 ... Birmingham Southern.....	W, 69-57	2/16/1959 ... Tulane.....	W, 79-56	1/6/1968 ... Ole Miss.....	W, 90-71
12/9/1950 ... Ole Miss.....	L, 61-65	12/1/1959 ... Florence State.....	W, 95-69	1/8/1968 ... Mississippi State.....	L, 62-66
12/13/1950 ... Samford.....	W, 70-53	12/5/1959 ... Troy.....	W, 72-46	1/15/1968 ... #8 Vanderbilt.....	L, 65-74
1/13/1951 ... Georgia.....	W, 69-68 (OT)	12/7/1959 ... Samford.....	W, 104-57	1/20/1968 ... #9 Kentucky.....	W, 74-73
1/18/1951 ... Alabama.....	L, 64-65	12/12/1959 ... Florida State.....	W, 62-58	1/31/1968 ... Georgia.....	W, 62-56
2/3/1951 ... Tulane.....	W, 92-71	1/30/1960 ... Vanderbilt.....	W, 55-54	2/7/1968 ... LSU.....	W, 74-69
2/5/1951 ... LSU.....	L, 74-75	2/2/1960 ... #6 Georgia Tech.....	W, 48-45	2/17/1968 ... Florida.....	W, 73-65
2/14/1951 ... Georgia Tech.....	W, 75-63	2/6/1960 ... Georgia.....	W, 72-45	3/2/1968 ... Alabama.....	W, 73-69
2/23/1951 ... Florida.....	W, 83-77 (OT)	2/8/1960 ... Florida.....	W, 89-51	3/3/1968 ... Tennessee.....	L, 54-63 (OT)
2/24/1951 ... Mississippi State.....	W, 92-85	2/20/1960 ... Kentucky.....	W, 61-60	1/11/1969 ... LSU.....	W, 90-71
11/27/1951 ... Troy.....	W, 83-58	2/22/1960 ... Tennessee.....	W, 72-63	1/15/1969 ... Alabama.....	W, 78-63
12/4/1951 ... Maxwell Field.....	W, 75-41	12/1/1960 ... Livingston.....	W, 90-50	1/20/1969 ... Georgia.....	L, 84-85
12/5/1951 ... Samford.....	W, 88-51	12/3/1960 ... Huntingdon.....	W, 66-44	2/8/1969 ... Florida.....	W, 81-80 (OT)
12/15/1951 ... Birmingham Southern.....	W, 79-46	12/10/1960 ... Florida State.....	W, 74-57	2/12/1969 ... Mississippi State.....	W, 87-68
1/12/1952 ... Vanderbilt.....	L, 61-73	1/2/1961 ... Florence State.....	W, 76-50	2/22/1969 ... Vanderbilt.....	W, 85-75
1/26/1952 ... Georgia.....	W, 65-51	1/7/1961 ... Mississippi State.....	L, 48-56	2/24/1969 ... Georgia Tech.....	W, 87-85
1/30/1952 ... Kentucky.....	L, 48-88	1/9/1961 ... Ole Miss.....	W, 51-40	3/1/1969 ... Tennessee.....	W, 71-60
2/2/1952 ... Alabama.....	L, 60-62	1/24/1961 ... Georgia Tech.....	L, 43-48 (OT)	3/3/1969 ... #17 Kentucky.....	L, 86-90
2/8/1952 ... Florida.....	W, 61-52	2/11/1961 ... Georgia.....	W, 73-69	3/8/1969 ... Ole Miss.....	W, 80-70
2/9/1952 ... Tennessee.....	W, 60-55	2/13/1961 ... Florida.....	L, 60-78	12/1/1969 ... #1 South Carolina.....	L, 64-86
2/13/1952 ... Georgia Tech.....	L, 50-58	2/18/1961 ... LSU.....	W, 69-65	12/6/1969 ... Wake Forest.....	L, 81-95
12/2/1952 ... Samford.....	W, 80-52	2/20/1961 ... Tulane.....	W, 63-44	12/13/1969 ... Ole Miss.....	W, 91-77
12/10/1952 ... Georgia Tech.....	W, 71-61	12/4/1961 ... Jacksonville State.....	W, 73-37	12/15/1969 ... Mississippi State.....	W, 94-66
1/6/1953 ... Birmingham Southern.....	W, 84-59	12/6/1961 ... Southwestern Louisiana.....	W, 62-46	1/3/1970 ... Florida.....	W, 91-75
1/21/1953 ... Georgia.....	W, 78-69	12/9/1961 ... Florida State.....	L, 52-56	1/5/1970 ... Georgia.....	L, 64-68
1/31/1953 ... Mississippi State.....	W, 82-60	1/2/1962 ... Chattanooga.....	W, 67-47	1/31/1970 ... Tennessee.....	W, 61-55
2/4/1953 ... Florida.....	L, 62-66	2/3/1962 ... Vanderbilt.....	W, 89-68	2/2/1970 ... #2 Kentucky.....	L, 83-84
2/11/1953 ... Ole Miss.....	W, 72-65	2/5/1962 ... Georgia Tech.....	W, 48-39	2/14/1970 ... Alabama.....	W, 121-78
2/14/1953 ... #8 LSU.....	L, 57-65	2/10/1962 ... Georgia.....	W, 74-49	2/16/1970 ... LSU.....	L, 64-70
2/16/1953 ... Tulane.....	L, 65-70	2/12/1962 ... Florida.....	W, 64-60	2/21/1970 ... Vanderbilt.....	L, 74-92
2/28/1953 ... Alabama.....	W, 78-73	2/24/1962 ... Tennessee.....	W, 60-51	12/1/1970 ... Louisiana Tech.....	W, 93-87
12/1/1953 ... Birmingham Southern.....	W, 81-50	2/26/1962 ... #3 Kentucky.....	L, 60-63	12/5/1970 ... #19 North Carolina State.....	W, 91-85
1/5/1954 ... Samford.....	W, 84-56	12/4/1962 ... Samford.....	W, 69-50	1/9/1971 ... LSU.....	L, 92-106
1/20/1954 ... Georgia Tech.....	W, 80-56	12/8/1962 ... Florida State.....	W, 65-47	1/11/1971 ... Alabama.....	W, 83-72
2/6/1954 ... Vanderbilt.....	W, 76-73	12/14/1962 ... Texas Tech.....	W, 86-57	1/18/1971 ... Georgia.....	L, 76-77
2/13/1954 ... Florida.....	W, 85-65	12/17/1962 ... Chattanooga.....	W, 79-37	2/6/1971 ... Florida.....	W, 85-70
2/15/1954 ... Georgia.....	W, 80-61	12/19/1962 ... Spring Hill.....	W, 71-51	2/10/1971 ... Mississippi State.....	W, 92-68
3/1/1954 ... Tennessee.....	L, 86-92	1/5/1963 ... Mississippi State.....	L, 53-62	2/20/1971 ... Vanderbilt.....	W, 96-94
3/5/1954 ... Alabama.....	L, 55-57	1/7/1963 ... Ole Miss.....	W, 79-44	2/27/1971 ... #17 Tennessee.....	L, 71-76
12/4/1954 ... Birmingham Southern.....	W, 90-77	2/9/1963 ... Georgia.....	W, 70-67 (OT)	3/1/1971 ... #10 Kentucky.....	L, 83-102
12/11/1954 ... Jacksonville State.....	W, 78-67	2/11/1963 ... Florida.....	W, 88-59	3/6/1971 ... Ole Miss.....	W, 86-85
1/5/1955 ... Samford.....	W, 98-77	2/16/1963 ... LSU.....	W, 82-57	12/1/1971 ... #12 South Carolina.....	L, 63-84
1/8/1955 ... Mississippi State.....	W, 79-58	2/18/1963 ... Tulane.....	W, 63-61	12/4/1971 ... Athens College.....	W, 95-71
1/10/1955 ... Ole Miss.....	W, 85-81	12/3/1963 ... Samford.....	W, 102-44	12/13/1971 ... Mississippi State.....	W, 85-75
1/26/1955 ... Georgia Tech.....	L, 70-73	12/14/1963 ... Southern Miss.....	W, 80-74	1/3/1972 ... Ole Miss.....	L, 65-69
1/29/1955 ... Florida.....	W, 91-69	12/27/1963 ... Athens College.....	W, 83-51	1/8/1972 ... Florida.....	W, 79-74
1/31/1955 ... Georgia.....	W, 78-76	1/28/1964 ... Florida State.....	W, 63-59	1/10/1972 ... Georgia.....	W, 99-93
2/19/1955 ... LSU.....	W, 75-71	2/1/1964 ... #5 Vanderbilt.....	W, 81-63	2/5/1972 ... Tennessee.....	L, 67-76
2/21/1955 ... Tulane.....	L, 79-90	2/3/1964 ... Georgia Tech.....	W, 57-62	2/7/1972 ... Kentucky.....	L, 72-78
12/3/1955 ... Birmingham Southern.....	W, 81-64	2/8/1964 ... Georgia.....	L, 67-71	2/14/1972 ... LSU.....	W, 85-77
12/10/1955 ... Samford.....	W, 97-54	2/10/1964 ... Florida.....	W, 79-58	2/15/1972 ... Georgia Tech.....	W, 91-77
1/2/1956 ... Florida.....	W, 89-77	2/24/1964 ... Tennessee.....	L, 62-68	2/19/1972 ... Alabama.....	L, 78-79
1/28/1956 ... Jacksonville State.....	W, 73-64	12/5/1964 ... Florida State.....	W, 92-68	2/26/1972 ... Vanderbilt.....	L, 87-93
2/7/1956 ... Georgia Tech.....	W, 77-74 (OT)	12/21/1964 ... Georgia Southern.....	W, 80-64	12/1/1972 ... South Alabama.....	L, 64-68
2/11/1956 ... Florida.....	W, 77-73	1/9/1965 ... Florida.....	W, 74-63	12/7/1972 ... Eastern Illinois.....	W, 82-75
2/13/1956 ... Georgia.....	W, 96-80	1/11/1965 ... Ole Miss.....	W, 67-52	1/13/1973 ... LSU.....	L, 60-79
2/25/1956 ... Tennessee.....	L, 87-91	1/23/1965 ... Georgia.....	W, 95-65	1/15/1973 ... Mississippi State.....	W, 82-77
2/27/1956 ... #7 Vanderbilt.....	W, 74-65	2/13/1965 ... LSU.....	W, 101-60	1/20/1973 ... #11 Alabama.....	L, 64-76
12/4/1956 ... Jacksonville State.....	W, 72-65	2/15/1965 ... Tulane.....	W, 87-73	1/22/1973 ... Georgia.....	L, 64-68
1/2/1957 ... Samford.....	W, 101-70	2/20/1965 ... Kentucky.....	W, 88-69	1/27/1973 ... Vanderbilt.....	W, 81-77
1/5/1957 ... Mississippi State.....	W, 86-66	2/26/1965 ... Georgia Tech.....	L, 54-59	2/10/1973 ... Florida.....	L, 74-76 (OT)
1/7/1957 ... Ole Miss.....	W, 88-66	3/1/1965 ... #9 Vanderbilt.....	L, 64-79	2/26/1973 ... Georgia Tech.....	W, 79-69
1/22/1957 ... Georgia Tech.....	L, 74-81	12/2/1965 ... Rice.....	W, 91-74	3/3/1973 ... Kentucky.....	L, 79-91
1/26/1957 ... Georgia.....	W, 73-66	12/7/1965 ... Jacksonville State.....	W, 78-50	3/5/1973 ... Tennessee.....	L, 72-80
1/28/1957 ... Florida.....	W, 76-61	12/11/1965 ... Jacksonville U.....	W, 77-69	3/8/1973 ... Ole Miss.....	W, 77-73
2/16/1957 ... LSU.....	W, 99-62	1/3/1966 ... Mississippi State.....	L, 72-83	12/4/1973 ... Western Carolina.....	W, 95-85
2/18/1957 ... Tulane.....	W, 78-54	1/17/1966 ... Tennessee.....	W, 51-47	12/8/1973 ... Virginia Tech.....	W, 76-74
12/3/1957 ... Jacksonville State.....	W, 89-50	1/24/1966 ... Florida.....	L, 64-68	1/5/1974 ... Tennessee.....	L, 77-89
12/30/1957 ... Samford.....	W, 106-47	2/12/1966 ... #1 Kentucky.....	L, 64-77	1/14/1974 ... Florida.....	L, 81-92



Games by Location

1/26/1974 ... LSU L, 76-87	1/31/1981 ... Ole Miss L, 58-61	12/16/1987 .. Mercer W, 80-48
2/2/1974 #8 Alabama L, 64-73	2/7/1981 Florida L, 50-55	1/6/1988 Florida W, 72-67
2/9/1974 Ole Miss W, 85-75	2/14/1981 ... Mississippi State W, 66-55	1/16/1988 ... Mississippi State W, 65-57
2/11/1974 ... Kentucky W, 99-97 (OT)	2/21/1981 ... Georgia L, 65-76	1/23/1988 ... Vanderbilt L, 71-75
2/18/1974 ... #5 Vanderbilt L, 79-89	2/25/1981 ... Alabama W, 56-54	1/27/1988 ... Alabama W, 84-74
2/23/1974 ... Mississippi State L, 60-67	11/30/1981 ... Mississippi College W, 88-54	2/3/1988 ... LSU L, 69-78
2/27/1974 ... Georgia Tech W, 92-70	12/2/1981 ... Stetson W, 60-59	2/10/1988 ... Kentucky L, 62-69
3/2/1974 Georgia W, 97-84	12/5/1981 ... Austin Peay W, 67-56	2/13/1988 ... Georgia W, 64-57
12/2/1974 ... South Florida W, 77-52	12/21/1981 ... Cal State-Chico W, 104-61	2/20/1988 ... Tennessee W, 73-68
12/9/1974 ... Western Carolina W, 85-77	1/2/1982 ... Ole Miss W, 75-71	3/2/1988 ... Ole Miss W, 92-76
1/6/1975 Ole Miss W, 104-86	1/9/1982 Florida W, 80-60	11/26/1988 .. Mount St. Mary's W, 89-83
1/11/1975 ... #7 Kentucky W, 90-85	1/16/1982 ... Mississippi State W, 62-49	11/29/1988 ... Georgia State W, 74-70
1/18/1975 ... Vanderbilt W, 93-89	1/23/1982 ... Georgia W, 82-74	12/3/1988 ... Mercer W, 87-66
1/20/1975 ... Mississippi State W, 98-89	1/27/1982 ... #13 Alabama L, 65-67	12/10/1988 .. Texas Southern W, 109-81
1/27/1975 ... Georgia W, 65-64	2/3/1982 ... #9 Kentucky W, 83-81 (OT)	12/17/1988 ... Jackson State W, 74-51
2/3/1975 ... #18 Tennessee W, 62-59	2/10/1982 ... Vanderbilt L, 60-71	1/4/1989 ... #19 Tennessee L, 73-84
2/15/1975 ... Florida W, 76-75	2/17/1982 ... LSU W, 82-72	1/14/1989 ... Florida L, 75-79
2/24/1975 ... LSU W, 110-94	2/27/1982 ... #19 Tennessee W, 56-54	1/18/1989 ... Ole Miss L, 64-65
3/3/1975 ... VCU W, 117-72	11/29/1982 ... Mercer W, 85-76	1/28/1989 ... Alabama L, 64-67
3/8/1975 ... #7 Alabama W, 76-70	12/1/1982 ... Florida State W, 78-68	2/2/1989 Georgia L, 62-75
12/1/1975 ... Butler W, 80-69	12/4/1982 ... Tennessee Tech W, 74-65	2/8/1989 ... #19 LSU L, 91-104
1/10/1976 ... #10 Alabama L, 62-63	12/18/1982 ... Florida International W, 115-77	2/11/1989 ... Mississippi State W, 70-68
1/12/1976 ... Mississippi State W, 75-70	1/3/1983 ... Mississippi State W, 77-66	2/20/1989 ... Kentucky W, 77-75
1/24/1976 ... Vanderbilt L, 59-71	1/5/1983 ... #5 Alabama W, 91-80	2/22/1989 ... Vanderbilt L, 62-77
1/26/1976 ... Kentucky W, 91-84 (OT)	1/22/1983 ... Georgia W, 66-64	12/1/1989 ... UAB L, 65-75
2/11/1976 ... Georgia Tech W, 72-51	1/24/1983 ... Tennessee L, 77-80	12/11/1989 .. Alabama State W, 98-79
2/14/1976 ... Georgia W, 88-79	2/5/1983 ... Florida W, 62-54	1/6/1990 ... #17 LSU L, 70-77
2/16/1976 ... #8 Tennessee W, 73-72 (OT)	2/12/1983 ... #13 Kentucky L, 69-71	1/10/1990 ... Mississippi State W, 93-71
2/28/1976 ... Florida W, 89-80	2/14/1983 ... Vanderbilt W, 72-71	1/20/1990 ... Vanderbilt W, 82-79
3/6/1976 ... LSU W, 90-80	2/26/1983 ... LSU L, 61-87	1/24/1990 ... Kentucky W, 74-70
3/8/1976 ... Ole Miss W, 103-88	3/1/1983 ... Ole Miss W, 82-59	2/3/1990 ... Tennessee W, 89-83
11/29/1976 .. Appalachian State W, 84-61	11/28/1983 .. Columbus College W, 58-54	2/14/1990 ... Florida W, 75-55
12/1/1976 ... Richmond W, 86-63	12/19/1983 .. Eastern Kentucky W, 100-60	2/17/1990 ... Ole Miss W, 95-84
12/4/1976 ... Fairleigh Dickinson W, 86-59	1/7/1984 ... Florida W, 82-66	2/28/1990 ... Alabama L, 65-80
1/3/1977 ... #4 Alabama L, 71-74	1/13/1984 ... #2 Kentucky W, 82-63	3/3/1990 Georgia L, 79-94
1/5/1977 ... Mississippi State L, 79-81	1/17/1984 ... Vanderbilt L, 71-73	11/24/1990 .. Texas Southern W, 85-77
1/15/1977 ... #2 Kentucky L, 68-75	1/27/1984 ... #10 LSU W, 80-78	11/26/1990 .. Georgia State W, 83-65
1/17/1977 ... Vanderbilt W, 74-69	1/31/1984 ... Ole Miss W, 60-50	12/8/1990 ... Ohio W, 75-65
1/22/1977 ... Florida L, 73-77	2/18/1984 ... Georgia W, 81-63	12/15/1990 .. Florida State W, 99-96
2/5/1977 ... #11 Tennessee L, 83-93	2/20/1984 ... Tennessee L, 54-57	12/17/1990 .. Texas A&M W, 95-71
2/7/1977 ... Georgia W, 83-74	3/1/1984 ... Mississippi State W, 68-53	1/3/1991 Alabama L, 56-68
2/26/1977 ... LSU L, 76-86	3/3/1984 ... Alabama W, 83-70	1/12/1991 ... LSU L, 84-96
2/28/1977 ... Ole Miss W, 97-84	11/24/1984 .. Stetson W, 92-50	1/16/1991 ... Vanderbilt L, 59-80
12/1/1977 ... Houston L, 87-88	11/26/1984 .. Columbus College W, 91-56	1/26/1991 ... Mississippi State L, 64-84
12/3/1977 ... South Florida W, 71-54	12/3/1984 ... Armstrong State W, 80-47	1/29/1991 ... #10 Kentucky L, 81-89
1/7/1978 ... Vanderbilt W, 74-61	12/8/1984 ... Mercer W, 70-69	2/6/1991 ... Florida L, 84-87 (OT)
1/9/1978 ... #1 Kentucky L, 77-101	12/12/1984 .. Radford W, 79-57	2/9/1991 ... Ole Miss W, 72-69
1/28/1978 ... Alabama L, 74-81	1/5/1985 ... Florida W, 80-74	2/19/1991 ... Tennessee W, 74-65
1/30/1978 ... Mississippi State W, 85-74	1/12/1985 ... Mississippi State W, 62-53	2/23/1991 ... Georgia L, 77-86
2/11/1978 ... Florida W, 92-84	1/16/1985 ... Alabama L, 55-60	11/25/1991 .. SIU-Edwardsville W, 109-86
2/13/1978 ... Oral Roberts W, 82-78	1/24/1985 ... Ole Miss W, 93-73	12/11/1991 .. Troy W, 141-116
2/18/1978 ... Ole Miss W, 92-67	2/2/1985 ... Kentucky L, 47-49 (OT)	12/14/1991 .. Southern Miss W, 93-78
2/20/1978 ... LSU L, 95-101 (OT)	2/9/1985 ... Tennessee W, 75-60	1/8/1992 ... LSU L, 70-87
3/4/1978 ... Georgia W, 81-80	2/21/1985 ... Georgia L, 84-86	1/18/1992 ... #9 Alabama W, 81-63
3/6/1978 ... Tennessee W, 107-94	2/27/1985 ... LSU L, 73-78	1/22/1992 ... South Carolina W, 85-68
12/4/1978 ... Florida State L, 70-71	3/2/1985 ... Vanderbilt W, 84-58	1/29/1992 ... Mississippi State L, 72-75
12/9/1978 ... Iona W, 74-66	11/26/1985 .. Birmingham Southern W, 61-51	2/1/1992 ... Georgia W, 89-84
1/3/1979 ... Vanderbilt L, 55-57	12/3/1985 ... West Virginia W, 84-59	2/8/1992 ... #19 Kentucky L, 67-85
1/6/1979 ... Florida W, 91-86	1/6/1986 ... #12 Kentucky W, 60-56	2/12/1992 ... James Madison W, 87-71
1/20/1979 ... #18 Alabama L, 76-83	1/8/1986 ... Tennessee W, 59-45	2/26/1992 ... #9 Arkansas L, 74-82
1/22/1979 ... Mississippi State L, 72-74	1/18/1986 ... Georgia W, 84-69	2/29/1992 ... Ole Miss W, 110-84
1/25/1979 ... Kentucky L, 83-86 (OT)	1/29/1986 ... Vanderbilt W, 97-70	12/1/1992 ... Louisiana College W, 98-60
2/10/1979 ... Ole Miss W, 56-54 (2OT)	2/4/1986 ... LSU L, 61-63	12/15/1992 .. Lincoln Memorial W, 77-51
2/12/1979 ... #8 LSU L, 68-78	2/6/1986 ... Florida W, 67-65	12/21/1992 .. Centenary W, 86-61
2/22/1979 ... Georgia W, 73-68	2/12/1986 ... Mississippi State W, 69-64	12/28/1992 .. Old Dominion W, 96-85
2/24/1979 ... Tennessee L, 55-60	2/15/1986 ... #18 Alabama W, 71-69	1/6/1993 ... Florida L, 73-76
12/3/1979 ... Texas Wesleyan W, 90-51	2/22/1986 ... Ole Miss W, 75-73	1/20/1993 ... Tennessee W, 88-75
12/5/1979 ... Ole Miss W, 76-73	12/1/1986 ... Armstrong State W, 94-54	1/30/1993 ... #15 Vanderbilt L, 70-73
1/5/1980 ... Florida W, 82-62	12/11/1986 .. Austin Peay W, 115-93	2/13/1993 ... LSU L, 73-75
1/12/1980 ... Mississippi State W, 77-67	12/13/1986 .. Southwestern Louisiana W, 107-91	2/17/1993 ... Mississippi State W, 83-77
1/19/1980 ... Georgia W, 58-53	12/18/1986 .. Augusta College W, 89-66	2/24/1993 ... Ole Miss W, 83-73
1/23/1980 ... Alabama L, 46-50 (OT)	1/3/1987 ... #11 Kentucky L, 60-63	3/3/1993 ... Alabama W, 78-70
1/30/1980 ... #3 Kentucky L, 62-64	1/7/1987 ... Georgia W, 62-58(OT)	3/6/1993 ... #13 Arkansas W, 81-80
2/6/1980 ... Vanderbilt L, 73-77	1/14/1987 ... Tennessee W, 66-56	11/28/1993 .. UNC-Wilmington W, 94-75
2/13/1980 ... #5 LSU L, 44-50	1/24/1987 ... Ole Miss W, 85-61	11/30/1993 .. Nicholls State L, 76-79
2/23/1980 ... Tennessee L, 63-72	1/31/1987 ... #19 Florida W, 81-68	12/7/1993 ... Ball State W, 92-87
12/1/1980 ... Towson State W, 87-63	2/1/1987 ... #3 UNLV L, 85-104	12/9/1993 ... Troy W, 113-86
12/3/1980 ... Tennessee W, 75-65	2/12/1987 ... Mississippi State W, 59-45	12/16/1993 .. UAB L, 65-69
12/6/1980 ... Armstrong State W, 79-70	2/21/1987 ... #12 Alabama L, 75-77	1/5/1994 ... Georgia L, 80-83 (OT)
12/8/1980 ... Tennessee Tech W, 77-62	2/23/1987 ... Vanderbilt W, 91-83	1/12/1994 ... Mississippi State L, 86-91 (OT)
12/13/1980 .. Eckerd College W, 106-66	3/1/1987 ... LSU W, 100-62	1/15/1994 ... #3 Arkansas L, 105-117
1/7/1981 ... #4 Kentucky L, 66-79	12/5/1987 ... VCU W, 93-80	1/25/1994 ... Alabama L, 69-74
1/14/1981 ... Vanderbilt L, 81-97	12/7/1987 ... UT-Martin W, 99-77	1/30/1994 ... #7 Kentucky L, 74-91
1/21/1981 ... #5 LSU L, 64-74	12/14/1987 .. Grambling W, 98-59	2/5/1994 ... Florida Atlantic W, 91-78



Games by Location

2/12/1994 ... LSU	W, 111-83	1/19/2000 ... South Carolina	W, 65-61	2/16/2005 ... Vanderbilt	L, 43-67
2/16/1994 ... South Carolina	W, 88-70	1/29/2000 ... Mississippi State	W, 73-57	2/26/2005 ... LSU	L, 64-77
2/22/1994 ... Southern Miss	W, 89-73	2/2/2000 ... Alabama	W, 77-63	3/5/2005 ... Arkansas	W, 77-64
3/2/1994 ... Ole Miss	L, 62-68	2/5/2000 ... Arkansas	W, 73-55	11/20/2005 ... Lipscomb	W, 69-54
11/26/1994 ... Lynn	W, 78-70	2/19/2000 ... Ole Miss	W, 75-72	11/25/2005 ... Gardner-Webb	W, 70-43
12/12/1994 ... West Florida	W, 96-59	3/1/2000 ... #12 LSU	L, 53-55	12/1/2005 ... McNeese State	W, 91-76
12/14/1994 ... Troy	W, 95-71	11/17/2000 ... Florida A&M	W, 87-52	12/14/2005 ... Southeastern Louisiana	W, 66-51
12/17/1994 ... Alabama State	W, 102-62	11/19/2000 ... Jacksonville State	W, 91-51	12/18/2005 ... Temple	W, 73-42
1/8/1995 ... Ole Miss	W, 88-74	11/20/2000 ... Mercer	L, 88-92	12/29/2005 ... Winthrop	W, 64-62
1/11/1995 ... LSU	L, 73-76	12/1/2000 ... South Alabama	L, 66-68	12/31/2005 ... Jacksonville State	W, 87-83
1/14/1995 ... #4 Arkansas	W, 104-90	12/4/2000 ... Louisiana-Lafayette	W, 93-86	1/4/2006 ... Southern Miss	W, 80-57
1/18/1995 ... Tennessee	W, 61-57	12/5/2000 ... Grambling State	W, 104-60	1/11/2006 ... Alabama	L, 52-56
1/25/1995 ... #23 Florida	W, 77-71	12/19/2000 ... Georgia Southern	W, 93-79	1/21/2006 ... Arkansas	L, 52-68
2/8/1995 ... Vanderbilt	L, 59-77	12/30/2000 ... Southern Miss	W, 73-69	1/24/2006 ... Kentucky	L, 62-71
2/18/1995 ... #18 Alabama	L, 73-86	1/6/2001 ... #5 Tennessee	L, 88-96 (2OT)	1/28/2006 ... Georgia	W, 66-65
3/1/1995 ... #14 Mississippi State	W, 76-69	1/13/2001 ... LSU	W, 85-69	2/8/2006 ... Ole Miss	W, 58-50
3/15/1995 ... Marquette	L, 61-68	1/24/2001 ... #14 Florida	L, 63-65	2/18/2006 ... #25 LSU	L, 61-65
11/30/1995 ... Jacksonville State	W, 91-74	1/31/2001 ... Mississippi State	W, 60-56	2/22/2006 ... Mississippi State	W, 75-71
12/3/1995 ... UAB	L, 54-66	2/3/2001 ... Ole Miss	L, 70-74	3/4/2006 ... South Carolina	L, 63-67
12/15/1995 ... Northeast Louisiana	W, 80-71	2/14/2001 ... Arkansas	W, 71-63	11/10/2006 ... Troy	W, 71-68
12/17/1995 ... Coastal Carolina	W, 82-66	2/21/2001 ... #14 Alabama	W, 72-69 (OT)	11/17/2006 ... Winston-Salem State	W, 95-62
12/19/1995 ... Tulane	W, 73-56	3/3/2001 ... Vanderbilt	W, 69-66	11/19/2006 ... East Tennessee State	W, 64-58
1/6/1996 ... Arkansas	W, 101-76	3/14/2001 ... Miami (Fla.)	W, 60-58	11/21/2006 ... Miles College	W, 79-58
1/13/1996 ... #17 Georgia	W, 89-86	11/16/2001 ... High Point	W, 63-59	11/28/2006 ... Nicholls State	W, 92-87 (OT)
1/21/1996 ... LSU	W, 95-87	11/18/2001 ... Jacksonville State	W, 75-53	11/30/2006 ... Louisiana-Monroe	L, 81-60
2/4/1996 ... Mississippi State	L, 75-78 (OT)	11/27/2001 ... McNeese State	W, 78-74	12/3/2006 ... #2 Pittsburgh	L, 66-74
2/7/1996 ... South Carolina	W, 84-73	11/30/2001 ... Florida International	W, 67-55	12/6/2006 ... South Alabama	W, 82-71
2/14/1996 ... Alabama	L, 72-75	12/4/2001 ... Louisiana Tech	L, 66-67	12/16/2006 ... Wofford	W, 86-76
2/21/1996 ... Ole Miss	W, 69-62	12/18/2001 ... South Alabama	W, 73-58	12/19/2006 ... Tennessee State	W, 86-59
2/27/1996 ... #1 Kentucky	L, 73-88	12/20/2001 ... UNC-Asheville	W, 83-38	12/22/2006 ... #13 Texas A&M	L, 58-87
3/13/1996 ... Tulane	L, 73-87 (OT)	12/29/2001 ... Southern Miss	W, 64-55	12/30/2006 ... Charleston Southern	W, 69-53
11/25/1996 ... Arkansas-Pine Bluff	W, 89-56	1/5/2002 ... Arkansas	L, 77-83	1/6/2007 ... Vanderbilt	W, 68-65
12/5/1996 ... Arkansas-Little Rock	W, 75-63	1/12/2002 ... #14 Alabama	W, 59-56	1/17/2007 ... #22 Tennessee	W, 83-80
12/7/1996 ... Georgia State	W, 66-48	1/22/2002 ... #8 Kentucky	L, 62-69	1/23/2007 ... #12 Alabama	W, 81-57
12/14/1996 ... Baylor	L, 63-68	1/30/2002 ... Mississippi State	L, 64-72	1/27/2007 ... #1 Florida	L, 66-91
12/15/1996 ... Western Carolina	W, 80-55	2/9/2002 ... #17 Georgia	W, 75-72	2/3/2007 ... Ole Miss	L, 59-82
12/18/1996 ... South Alabama	W, 60-51	2/13/2002 ... Ole Miss	W, 65-62	2/10/2007 ... Mississippi State	L, 83-91
12/30/1996 ... Winthrop	W, 80-55	2/23/2002 ... South Carolina	W, 50-46	2/21/2007 ... Arkansas	W, 67-59
1/8/1997 ... Arkansas	L, 55-56	3/2/2002 ... LSU	L, 54-59	2/28/2007 ... LSU	W, 80-68
1/11/1997 ... Florida	W, 79-65	11/22/2002 ... Wofford	W, 81-63	11/13/2007 ... Kennesaw State	W, 74-62
1/15/1997 ... Tennessee	W, 43-35	11/26/2002 ... Georgia State	W, 100-71	12/19/2007 ... Mercer	W, 68-59
1/28/1997 ... Alabama	W, 72-62	12/2/2002 ... Southeastern Louisiana	W, 77-47	12/22/2007 ... Alabama A&M	W, 67-56
2/5/1997 ... Mississippi State	W, 81-68	12/4/2002 ... South Carolina State	W, 85-65	12/29/2007 ... Towson	W, 79-59
2/8/1997 ... LSU	W, 76-72	12/8/2002 ... Rutgers	W, 82-70	1/2/2008 ... Texas A&M-C.C.	W, 76-58
2/15/1997 ... Vanderbilt	L, 61-75	12/14/2002 ... Murray State	W, 72-53	1/6/2008 ... Xavier	L, 57-80
3/1/1997 ... Ole Miss	L, 63-71	12/17/2002 ... Western Michigan	L, 54-72	1/10/2008 ... Arkansas	L, 70-76
11/17/1997 ... Nicholls State	W, 96-75	12/30/2002 ... Southern Miss	W, 92-46	1/19/2008 ... #15 Ole Miss	W, 80-77
11/21/1997 ... Southern Miss	W, 83-70	1/2/2003 ... North Texas	W, 90-65	1/22/2008 ... Presbyterian	W, 78-65
11/25/1997 ... Wofford	W, 68-51	1/8/2003 ... Vanderbilt	W, 62-59	1/30/2008 ... LSU	L, 80-81
12/6/1997 ... Florida A&M	W, 79-69	1/18/2003 ... #9 Alabama	W, 77-68	2/6/2008 ... Kentucky	L, 63-66
12/16/1997 ... Jacksonville State	W, 89-61	2/1/2003 ... Tennessee	L, 57-60	2/9/2008 ... Mississippi State	L, 64-83
12/30/1997 ... Navy	W, 70-54	2/5/2003 ... Ole Miss	W, 77-71	2/24/2008 ... Alabama	W, 88-76
1/3/1998 ... Georgia	W, 73-62	2/8/2003 ... LSU	W, 56-54	3/1/2008 ... South Carolina	L, 63-69
1/18/1998 ... Alabama	W, 94-40	2/19/2003 ... #19 Mississippi State	L, 46-63	3/5/2008 ... Georgia	L, 54-59
1/21/1998 ... #18 Arkansas	L, 65-79	3/1/2003 ... #4 Florida	L, 70-73	11/14/2008 ... Missouri State	W, 75-60
1/24/1998 ... #14 South Carolina	L, 56-61	3/5/2003 ... Arkansas	W, 69-54	11/19/2008 ... Mercer	L, 74-78
1/31/1998 ... #12 Ole Miss	W, 68-67	11/17/2003 ... College of Charleston	W, 66-62	11/22/2008 ... George Washington	W, 83-71
2/7/1998 ... Mississippi State	W, 68-66 (OT)	11/21/2003 ... Western Kentucky	W, 86-64	11/25/2008 ... Bethune-Cookman	W, 61-46
2/14/1998 ... LSU	W, 66-44	11/23/2003 ... Maryland-Eastern Shore	W, 85-61	12/6/2008 ... Louisiana-Monroe	W, 78-55
2/25/1998 ... #7 Kentucky	L, 58-83	12/1/2003 ... Colorado State	W, 84-54	12/17/2008 ... Tuskegee	W, 75-32
3/11/1998 ... Southern Miss	W, 77-62	12/7/2003 ... Air Force	W, 68-49	12/22/2008 ... Alabama State	W, 77-72
11/13/1998 ... Southeastern Louisiana	W, 114-60	12/10/2003 ... Montana	W, 73-51	12/29/2008 ... Alabama A&M	W, 82-40
11/16/1998 ... Florida A&M	W, 94-47	12/22/2003 ... Georgia State	L, 72-77	12/31/2008 ... Southeastern Louisiana	W, 77-65
11/19/1998 ... Central Florida	W, 77-42	12/30/2003 ... Southern Miss	W, 78-60	1/3/2009 ... Tulane	W, 78-53
11/23/1998 ... BYU	W, 62-43	1/2/2004 ... New Orleans	W, 70-55	1/14/2009 ... Florida	L, 65-68
12/3/1998 ... UNC-Asheville	W, 91-60	1/10/2004 ... Ole Miss	W, 80-53	1/17/2009 ... Alabama	W, 85-71
12/15/1998 ... Wofford	W, 79-51	1/14/2004 ... South Carolina	L, 51-53 (OT)	1/27/2009 ... Texas-Pan American	W, 66-63
12/29/1998 ... Bethune-Cookman	W, 99-46	1/21/2004 ... Arkansas	W, 70-63	1/31/2009 ... Vanderbilt	L, 75-82
1/2/1999 ... Tennessee	W, 90-62	1/31/2004 ... #11 Mississippi State	L, 68-73	2/7/2009 ... Tennessee	W, 78-77
1/6/1999 ... #18 Arkansas	W, 83-66	2/7/2004 ... Georgia	W, 57-54	2/11/2009 ... Arkansas	W, 75-62
1/16/1999 ... Florida	W, 88-69	2/21/2004 ... #9 Kentucky	L, 59-68	2/14/2009 ... Mississippi State	W, 91-76
1/27/1999 ... Mississippi State	W, 64-54	2/24/2004 ... Alabama	L, 71-72	2/25/2009 ... Ole Miss	W, 77-64
2/6/1999 ... LSU	W, 80-54	3/6/2004 ... LSU	W, 78-66	3/7/2009 ... #11 LSU	W, 69-53
2/9/1999 ... Ole Miss	W, 95-66	11/22/2004 ... Furman	W, 85-74	3/18/2009 ... UT-Martin	W, 87-82
2/13/1999 ... Alabama	W, 102-61	11/24/2004 ... Nicholls State	W, 92-78	3/20/2009 ... Tulsa	W, 74-55
2/17/1999 ... Vanderbilt	W, 81-63	11/27/2004 ... Louisiana Tech	W, 79-67	3/24/2009 ... Baylor	L, 72-74
11/19/1999 ... UAB	W, 65-59	11/30/2004 ... Colorado State	W, 79-76 (OT)	11/13/2009 ... Niagara	W, 69-65
11/21/1999 ... Arkansas-Pine Bluff	W, 100-44	12/5/2004 ... Wofford	L, 78-85	11/25/2009 ... High Point	W, 75-54
12/1/1999 ... Belmont	W, 65-56	12/12/2004 ... UNLV	L, 87-91 (OT)	12/4/2009 ... Troy	L, 77-81
12/5/1999 ... Florida State	W, 55-54	12/30/2004 ... Belmont	W, 73-69	12/7/2009 ... Virginia	W, 68-67
12/13/1999 ... Coppin State	W, 63-35	1/12/2005 ... Florida	L, 78-84 (OT)	12/20/2009 ... Sam Houston State	L, 89-107
12/30/1999 ... Southern Miss	W, 56-50	1/15/2005 ... Ole Miss	L, 72-79	12/22/2009 ... Alabama State	W, 94-78
1/2/2000 ... Stony Brook	W, 100-45	1/26/2005 ... #14 Alabama	L, 55-60	12/29/2009 ... Charleston Southern	W, 77-62
1/8/2000 ... Georgia	W, 67-52	1/29/2005 ... Tennessee	W, 62-59	1/2/2010 ... Georgia Southern	W, 95-75
1/11/2000 ... #20 Kentucky	W, 66-63	2/5/2005 ... Mississippi State	W, 90-76	1/5/2010 ... West Georgia	W, 96-72



Games by Location

1/9/2010	South Carolina	L, 71-80
1/16/2010	#2 Kentucky	L, 67-72
1/28/2010	#18 Ole Miss	L, 74-84
1/30/2010	Alabama	W, 58-57
2/10/2010	Georgia	W, 82-63
2/20/2010	Arkansas	W, 92-83
2/27/2010	LSU	W, 74-59
3/3/2010	Mississippi State	W, 89-80
11/12/2010	UNC Asheville	L, 69-70
11/19/2010	Samford	L, 68-79
11/20/2010	Campbell	L, 54-61
11/21/2010	Middle Tennessee	W, 68-66
11/27/2010	Jacksonville	L, 55-69
11/30/2010	Georgia Southwestern	W, 78-50
12/5/2010	Arkansas-Pine Bluff	W, 76-72
12/18/2010	Presbyterian	L, 59-62
12/21/2010	USC Upstate	W, 68-54
12/29/2010	Georgia Southern	W, 88-84
12/31/2010	Grambling State	W, 63-45
1/3/2011	Florida State	W, 65-60
1/8/2011	LSU	L, 55-62
1/20/2011	Florida	L, 40-45
1/22/2011	Alabama	L, 58-68
2/3/2011	Tennessee	L, 56-69
2/12/2011	Mississippi State	W, 65-62
2/19/2011	#18 Vanderbilt	L, 60-77
2/26/2011	Arkansas	L, 55-57
3/2/2011	Ole Miss	W, 76-73
11/11/2011	McNeese State	W, 84-62
11/14/2011	Kennesaw State	W, 68-55
11/25/2011	Nicholls State	W, 78-57
11/28/2011	Arkansas-Pine Bluff	W, 72-59
12/14/2011	South Florida	W, 52-40
12/17/2011	North Florida	W, 84-71
12/19/2011	Florida A&M	W, 76-69
12/30/2011	Georgia Southern	W, 78-75
1/2/2012	Bethune-Cookman	W, 67-41
1/11/2012	#2 Kentucky	L, 53-68
1/14/2012	Ole Miss	W, 69-68 (2OT)
1/21/2012	South Carolina	W, 63-52
2/1/2012	Georgia	W, 59-51
2/7/2012	Alabama	L, 50-68
2/18/2012	#23 Mississippi State	W, 65-55
2/25/2012	Arkansas	L, 71-77
3/3/2012	LSU	W, 67-52
11/9/2012	IPFW	W, 61-50
11/25/2012	Rhode Island	L, 72-78 (2OT)
11/30/2012	DePaul	L, 76-80
12/11/2012	Grambling State	W, 92-42
12/15/2012	Furman	W, 64-50
12/18/2012	Tennessee Tech	W, 81-62
12/22/2012	Winthrop	L, 67-74
1/2/2013	Florida State	W, 78-72
1/9/2013	LSU	W, 68-63
1/19/2013	Kentucky	L, 73-75
1/26/2013	#23 Ole Miss	L, 61-63
2/6/2013	Alabama	W, 49-37
2/13/2013	Arkansas	L, 75-83
2/16/2013	#7 Florida	L, 52-83
2/20/2013	Texas A&M	L, 56-65
3/2/2013	Vanderbilt	L, 55-62
3/6/2013	Tennessee	L, 75-82
11/8/2013	Nicholls State	W, 76-54
11/15/2013	Northwestern State	L, 92-111
11/19/2013	Jacksonville State	W, 78-54
11/23/2013	Murray State	W, 75-67
11/26/2013	Tennessee State	W, 78-73
12/19/2013	Clemson	W, 66-64
12/22/2013	Boston College	W, 77-67
12/30/2013	Arkansas-Pine Bluff	W, 91-59
1/4/2014	Florida A&M	W, 81-50
1/11/2014	#21 Missouri	L, 68-70
1/18/2014	#7 Florida	L, 61-68
1/30/2014	Alabama	W, 74-55
2/1/2014	Georgia	W, 74-67
2/12/2014	#13 Kentucky	L, 56-64
2/15/2014	Mississippi State	W, 92-82
2/22/2014	Vanderbilt	L, 59-67
2/26/2014	South Carolina	W, 83-67
3/5/2014	Tennessee	L, 54-82
11/14/2014	Milwaukee	W, 83-73
11/21/2014	Louisiana	W, 105-80
12/5/2014	Coastal Carolina	L, 54-58
12/17/2014	Winthrop	W, 80-62

12/20/2014	Xavier	W, 89-88 (2OT)
12/23/2014	Texas Southern	W, 61-60
12/29/2014	Middle Tennessee	W, 64-48
1/3/2015	North Alabama	W, 82-61
1/10/2015	Missouri	W, 85-79
1/17/2015	South Carolina	W, 71-68
1/21/2015	Mississippi State	L, 71-78
1/27/2015	Texas A&M	L, 61-71
2/7/2015	Ole Miss	L, 79-86
2/10/2015	Arkansas	L, 87-101
2/17/2015	Alabama	L, 68-79
2/24/2015	LSU	L, 61-84
3/7/2015	Georgia	L, 61-64
11/13/2015	UAB	W, 75-74
11/17/2015	Colorado	L, 84-91
11/20/2015	Georgia Southern	W, 92-62
11/27/2015	Northwestern State	W, 119-81
12/15/2015	Mercer	W, 78-71
1/2/2016	Tennessee	W, 83-77
1/5/2016	#20 South Carolina	L, 69-81
1/16/2016	#13 Kentucky	W, 75-70
1/20/2016	Alabama	W, 83-77
1/30/2016	Oklahoma State	L, 63-74
2/2/2016	LSU	L, 68-80
2/13/2016	Vanderbilt	L, 57-86
2/20/2016	Ole Miss	L, 59-69
2/24/2016	Georgia	W, 84-81
3/1/2016	#18 Texas A&M	L, 63-81
11/11/2016	North Florida	W, 83-66
11/14/2016	Georgia State	W, 83-65
11/17/2016	Eastern Kentucky	W, 85-64
11/29/2016	USC Upstate	W, 90-83
12/15/2016	Coastal Carolina	W, 117-72
12/18/2016	Mercer	W, 76-74
12/29/2016	Georgia	L, 84-96
1/7/2017	Ole Miss	L, 85-88
1/18/2017	LSU	W, 78-74
1/21/2017	Alabama	W, 84-64
1/31/2017	Tennessee	L, 77-87
2/7/2017	Mississippi State	W, 98-92
2/14/2017	#13 Florida	L, 95-114
2/25/2017	Arkansas	L, 68-79
3/4/2017	Missouri	W, 89-78

Bessemer (2-2)

Date	Opponent	Result
2/16/1908	at Bessemer Athletic Club	W, 34-13
1909-10	at Bessemer Athletic Club	W, 23-10
2/5/1913	at Bessemer Athletic Club	L, 9-31
1/30/1914	at Bessemer Athletic Club	L, 27-68

Birmingham (60-32-1)

Date	Opponent	Result
3/16/1906	at Birmingham Athletic Club	T, 14-14
2/16/1907	at Birmingham Athletic Club	L, 23-29
2/15/1908	at Birmingham Athletic Club	L, 21-25
1909-10	at Birmingham Athletic Club	L, 31-33
1909-10	at Birmingham YMCA	L, 12-23
1909-10	at Birmingham Athletic Club	W, 26-19
2/6/1913	at Birmingham Athletic Club	L, 12-35
2/7/1913	at Birmingham High School	L, 24-34
1919-20	at Birmingham Athletic Club	W, 25-20
2/12/1921	at Birmingham Athletic Club	L, 34-39
2/4/1922	at Birmingham Athletic Club	W, 29-19
2/14/1925	at Birmingham Athletic Club	L, 25-35
12/6/1925	at Samford	W, 32-16
1925-26	at Birmingham Southern	W, 32-16
1/23/1926	at Birmingham Athletic Club	L, 27-44
1928-29	at Birmingham Athletic Club	L, 20-38
1/8/1932	at Birmingham Southern	W, 41-23
1/20/1933	at Birmingham Southern	L, 33-50
2/2/1935	at Birmingham Southern	L, 40-46
1/24/1936	at Birmingham Southern	W, 26-17
1/30/1937	at Birmingham Southern	W, 39-22
1/19/1938	at Birmingham Southern	W, 49-39
2/18/1938	at Birmingham Southern
2/28/1948	at Samford	W, 33-32
12/3/1948	at Samford	W, 57-30
12/4/1948	at Birmingham Southern	W, 40-32
12/21/1948	vs. Alabama	L, 45-46
12/2/1949	at Samford	W, 59-36
1/4/1950	at Birmingham Southern	W, 70-48
11/30/1950	at Birmingham Southern	W, 57-56
12/1/1950	at Samford	W, 70-57

11/29/1951	at Birmingham Southern	W, 65-59
11/30/1951	at Samford	W, 69-39
12/6/1952	at Samford	W, 80-74
12/13/1952	at Birmingham Southern	W, 87-61
12/19/1952	vs. Georgia	W, 71-49
12/4/1953	at Birmingham Southern	W, 93-66
12/5/1953	at Samford	W, 70-63 (OT)
12/18/1953	vs. Georgia	W, 75-73
12/19/1953	vs. Alabama	L, 62-70
1/2/1954	vs. Mississippi State	W, 76-75
12/8/1956	vs. Rice	W, 88-68
12/13/1957	vs. TCU	W, 75-63
12/14/1957	vs. Mississippi State	L, 37-52
2/24/1958	vs. #13 Kentucky	W, 64-63
12/19/1958	vs. Wyoming	W, 70-47
12/20/1958	vs. Alabama	W, 79-60
12/18/1959	vs. Navy	L, 61-68
12/19/1959	vs. Alabama	W, 59-52
12/16/1960	vs. Virginia Tech	W, 76-73
12/17/1960	vs. Alabama	W, 74-62
12/15/1961	vs. LSU	W, 67-50
12/16/1961	vs. Virginia Tech	W, 77-63
12/21/1968	vs. Clemson	W, 92-72
12/27/1969	vs. Buffalo	W, 84-61
12/19/1970	vs. Georgia Tech	L, 76-87
12/18/1971	vs. Xavier	L, 60-71
11/26/1976	vs. Jacksonville	W, 92-67
12/21/1978	vs. Georgia Tech	W, 60-57
2/28/1979	vs. Vanderbilt	W, 59-53
3/1/1979	vs. Georgia	W, 95-91 (4OT)
3/2/1979	vs. #20 Tennessee	L, 64-75
12/18/1979	vs. Austin Peay	W, 65-61
2/27/1980	vs. Georgia	W, 79-71
2/28/1980	vs. #2 Kentucky	L, 61-69
12/17/1980	vs. Florida State	W, 78-74
3/4/1981	vs. Florida	L, 48-50 (OT)
11/26/1982	at UAB	W, 63-61
3/10/1983	vs. Alabama	L, 61-62
12/2/1983	at UAB	L, 62-69 (OT)
11/30/1984	at #13 UAB	W, 61-59
3/6/1985	vs. Ole Miss	W, 68-60
3/7/1985	vs. LSU	W, 58-55
3/8/1985	vs. Florida	W, 43-42
3/9/1985	vs. Alabama	W, 53-49 (OT)
3/22/1985	vs. #7 North Carolina	L, 56-62
12/10/1985	at #16 UAB	L, 56-62
11/28/1986	at UAB	W, 68-58
11/27/1987	vs. South Alabama	W, 120-67
2/25/1989	at UAB	L, 76-105
12/9/1989	vs. Duquesne	W, 79-74
11/30/1990	at UAB	L, 65-71
11/29/1991	vs. UAB	L, 74-88
2/9/1993	at UAB	W, 86-74
11/30/1994	at UAB	W, 60-54
11/22/1996	at UAB	L, 57-64
12/21/1996	vs. Murray State	W, 86-72
12/20/1997	vs. UAB	L, 65-71
12/12/1998	at UAB	W, 77-64
12/11/1999	vs. Pennsylvania	W, 77-70
12/9/2000	vs. Detroit	W, 75-72
12/8/2001	vs. #7 Virginia	L, 72-77
12/5/2007	vs. West Virginia	L, 59-88
12/3/2016	at UAB	W, 74-70

Huntsville (2-1)

Date	Opponent	Result
12/21/1989	vs. Tennessee Tech	L, 70-72
11/29/2003	vs. Grambling State	W, 105-56
12/1/2009	at Alabama A&M	W, 87-52

Lanett (2-0)

Date	Opponent	Result
1/5/1935	at Lanett Athletic Club	W, 44-25
1/4/1939	at Lanett Mill	W, 38-21

Marion (2-0)

Date	Opponent	Result
1/25/1913	at Marion	W, 26-15
2/5/1916	at Marion	W, 18-6

Mobile (9-2)

Date	Opponent	Result
1/28/1926	at Mobile YMCA	L, 17-19
12/27/1966	vs. Florida State	W, 67-59



Games by Location

12/28/1966	.. vs. TCU	W, 80-79
12/27/1968	.. vs. Southern Miss	W, 73-70
12/28/1968	.. vs. Xavier	W, 75-73
12/8/1983	.. vs. Youngstown State	W, 78-52
12/9/1983	... at South Alabama	L, 73-95
12/12/1995	.. at South Alabama	W, 59-50
12/16/1999	.. vs. Bradley	W, 78-64
12/15/2001	.. vs. Marshall	W, 78-60
12/15/2007	.. vs. Southern	W, 71-63

Montgomery (25-14)		
Date.....	Opponent.....	Result
2/5/1908	... at Montgomery YMCA	W, 25-18
1909-10	... at Montgomery YMCA	W, 26-17
1919-20	... at Montgomery YMCA	W, 38-19
12/19/1951	.. at Maxwell Field	W, 63-54
12/12/1953	.. vs. Georgia Tech	W, 83-56
2/27/1954	.. vs. #2 Kentucky	L, 79-109
12/17/1954	.. vs. Washington & Lee	W, 91-81
12/18/1954	.. vs. Tennessee	W, 73-64
1/15/1955	.. vs. #16 Alabama	L, 78-99
3/5/1955	.. vs. #11 Alabama	L, 80-84
12/16/1955	.. vs. Texas	L, 76-83
12/17/1955	.. vs. Eastern Kentucky	L, 71-93
1/14/1956	.. vs. #19 Alabama	L, 77-86
2/4/1956	.. vs. #7 Kentucky	L, 81-82
3/2/1956	.. vs. #3 Alabama	L, 82-93
1/19/1957	.. vs. Alabama	W, 92-88 (OT)
3/1/1957	.. vs. Alabama	L, 79-81 (2OT)
1/18/1958	.. vs. Alabama	L, 65-83
3/1/1958	.. vs. Alabama	W, 67-65
1/17/1959	.. vs. Alabama	W, 57-55
2/28/1959	.. vs. Alabama	W, 69-50
1/16/1960	.. vs. Alabama	W, 69-66
2/27/1960	.. vs. Alabama	W, 63-61 (OT)
1/28/1961	.. vs. Alabama	L, 66-71
3/4/1961	.. vs. Alabama	W, 80-69
1/20/1962	.. vs. Alabama	W, 60-50
3/4/1962	.. vs. Alabama	W, 62-49
1/19/1963	.. vs. Alabama	W, 81-78 (OT)
3/2/1963	.. vs. Alabama	W, 74-67 (OT)
1/18/1964	.. vs. Alabama	L, 72-86
2/22/1964	.. vs. #3 Kentucky	L, 79-99
2/29/1964	.. vs. Alabama	W, 83-76
1/16/1965	.. vs. Alabama	W, 93-68
3/6/1965	.. vs. Alabama	W, 80-60
1/22/1966	.. vs. Alabama	W, 90-71
3/5/1966	.. vs. Alabama	L, 83-88
2/11/1967	.. vs. Alabama	W, 66-63
3/3/1967	.. vs. Alabama	W, 99-96 (OT)
11/16/2007	.. at Alabama State	W, 63-60

Selma (1-0)

Date.....	Opponent.....	Result
1/24/1913	... at Selma YMCA	W, 29-15

Talladega (0-1)

Date.....	Opponent.....	Result
2/3/1916	... at Talladega Athletic Club	L, 4-31

Tuscaloosa (9-48)

Date.....	Opponent.....	Result
1/27/1949	... at Alabama	L, 37-39
1/28/1950	... at Alabama	W, 66-58
12/19/1950	.. at Alabama	L, 46-70
2/10/1951	... at Alabama	L, 44-63
2/23/1952	... at Alabama	L, 50-63
1/17/1953	... at Alabama	L, 51-61
1/16/1954	... at Alabama	L, 58-70
2/10/1968	... at Alabama	L, 63-64
2/17/1969	... at Alabama	W, 60-53
1/12/1970	... at Alabama	W, 86-77
2/13/1971	... at Alabama	W, 92-76
1/22/1972	... at Alabama	L, 66-89
2/17/1973	... at #17 Alabama	L, 75-87
3/4/1974	... at #7 Alabama	L, 84-97
2/1/1975	... at #9 Alabama	L, 53-77
2/7/1976	... at #17 Alabama	L, 75-86
3/5/1977	... at #12 Alabama	L, 77-81
2/25/1978	... at Alabama	L, 86-89
2/17/1979	... at #20 Alabama	L, 73-80
2/20/1980	... at Alabama	L, 47-59
1/28/1981	... at Alabama	L, 73-83
2/24/1982	... at #17 Alabama	L, 72-74

3/6/1983	... at Alabama	L, 78-86
1/5/1984	... at Alabama	W, 91-86
2/16/1985	... at Alabama	L, 72-74 (2OT)
1/16/1986	... at Alabama	L, 56-60
1/22/1987	... at #13 Alabama	L, 82-88
2/27/1988	... at Alabama	L, 77-82
3/2/1989	... at Alabama	L, 58-74
1/27/1990	... at #24 Alabama	L, 59-78
2/2/1991	... at Alabama	L, 80-88
3/7/1992	... at #20 Alabama	L, 80-82
1/27/1993	... at Alabama	L, 78-81
3/5/1994	... at Alabama	L, 68-83
2/1/1995	... at #20 Alabama	L, 63-65
1/10/1996	... at Alabama	L, 65-72
2/22/1997	... at Alabama	L, 50-55
2/4/1998	... at Alabama	L, 62-76
1/23/1999	... at Alabama	W, 73-58
2/22/2000	... at Alabama	L, 64-68
1/27/2001	... at #15 Alabama	L, 80-81
2/27/2002	... at #6 Alabama	L, 68-73
2/15/2003	... at Alabama	L, 68-84
1/17/2004	... at Alabama	L, 46-69
3/2/2005	... at #19 Alabama	L, 53-94
3/1/2006	... at Alabama	L, 61-71
2/24/2007	... at #25 Alabama	W, 86-77
1/26/2008	... at Alabama	L, 77-97
3/3/2009	... at Alabama	W, 77-73
3/6/2010	... at Alabama	L, 61-73
2/23/2011	... at Alabama	L, 49-51
2/29/2012	... at Alabama	L, 49-55
2/26/2013	... at Alabama	L, 43-61
3/1/2014	... at Alabama	L, 57-73
1/24/2015	... at Alabama	L, 55-57
2/27/2016	... at Alabama	L, 57-65
2/4/2017	... at Alabama	W, 82-77

ALASKA (0-3)
Anchorage (0-3)

Date	Opponent.....	Result
11/24/1989	.. vs. Michigan State	L, 79-92
11/25/1989	.. vs. Connecticut	L, 81-95
11/26/1989	.. at Alaska-Anchorage	L, 94-109

ARIZONA (1-1)
Tucson (1-1)

Date	Opponent.....	Result
12/28/1993	.. vs. #7 Michigan	L, 81-102
12/30/1993	.. vs. Fordham	W, 81-60

ARKANSAS (4-20)
Fayetteville (4-20)

Date	Opponent.....	Result
1/4/1992	... at #16 Arkansas	L, 92-110
1/23/1993	... at #8 Arkansas	W, 100-89
2/26/1994	... at #1 Arkansas	L, 81-91
3/4/1995	... at #7 Arkansas	L, 66-68
2/17/1996	... at Arkansas	L, 77-87
2/11/1997	... at Arkansas	L, 42-75
2/21/1998	... at Arkansas	L, 83-107
2/24/1999	... at Arkansas	L, 88-104
3/5/2000	... at Arkansas	L, 55-64
1/17/2001	... at Arkansas	L, 72-82
2/2/2002	... at Arkansas	L, 60-62
1/11/2003	... at Arkansas	W, 52-37
2/4/2004	... at Arkansas	L, 52-74
1/22/2005	... at Arkansas	L, 59-95
2/11/2006	... at Arkansas	L, 64-84
2/7/2007	... at Arkansas	L, 57-65
3/8/2008	... at Arkansas	L, 64-77
1/24/2009	... at Arkansas	W, 73-51
2/6/2010	... at Arkansas	L, 79-82 (OT)
1/25/2011	... at Arkansas	L, 64-73
1/25/2012	... at Arkansas	L, 53-56
1/16/2013	... at Arkansas	L, 80-88 (2OT)
1/25/2014	... at Arkansas	L, 67-86
2/17/2016	... at Arkansas	W, 90-86

CALIFORNIA (2-3)
Anaheim (0-1)

Date	Opponent.....	Result
11/27/1999	.. vs. #7 Stanford	L, 58-67

Long Beach (2-0)

Date	Opponent.....	Result

3/14/1986	... vs. Arizona	W, 73-63
3/16/1986	... #4 vs. St. John's	W, 81-65

Los Angeles (0-2)

Date	Opponent.....	Result
12/15/1972	.. at USC	L, 66-73
12/16/1972	.. vs. Western Kentucky	L, 72-87

COLORADO (0-2)
Boulder (0-1)

Date	Opponent.....	Result
11/17/2014	.. at Colorado	L, 59-90

Fort Collins (0-1)

Date	Opponent.....	Result
11/28/2005	.. at Colorado State	L, 67-77

CONNECTICUT (2-1)
Hartford (1-1)

Date	Opponent.....	Result
11/22/1985	.. vs. West Virginia	L, 58-75
12/23/2016	.. at UConn	W, 70-67 (OT)

Uncasville (1-0)

Date	Opponent.....	Result
12/21/2016	.. vs. Oklahoma	W, 74-70

FLORIDA (63-68)
Daytona Beach (2-2)

Date	Opponent.....	Result
12/14/1985	.. vs. Stetson	W, 77-54
11/20/2009	.. vs. Central Florida	L, 74-84
11/21/2009	.. vs. IUPUI	W, 80-65
11/22/2009	.. vs. North Carolina State	L, 58-60

DeLand (0-1)

Date	Opponent.....	Result
12/6/1982	... at Stetson	L, 58-59

Gainesville (29-48)

Date	Opponent.....	Result
2/5/1927	... at Florida	W, 40-28
1/13/1928	... at Florida	W, 39-23
1/14/1928	... at Florida	W, 43-33
1/25/1929	... at Florida	L, 33-44
1/26/1929	... at Florida	W, 39-32
1/22/1932	... at Florida	W, 43-26
1/23/1932	... at Florida	W, 28-21
2/17/1934	... at Florida	W, 23-21
2/18/1934	... at Florida	L, 21-39
2/21/1936	... at Florida	W, 32-16
2/22/1936	... at Florida	L, 13-20
2/25/1938	... at Florida	L, 34-43
2/26/1938	... at Florida	L, 35-51
2/19/1945	... at Florida	W, 43-41
2/20/1945	... at Florida	L, 48-62
2/8/1946	... at Florida	W, 60-53
2/9/1946	... at Florida	L, 34-53
1/17/1947	... at Florida	L, 32-48
1/18/1947	... at Florida	L, 28-39
12/12/1947	... at Florida	W, 43-41
12/13/1947	... at Florida	L, 39-47
1/8/1949	... at Florida	L, 45-61
2/20/1950	... at Florida	L, 41-43
2/17/1951	... at Florida	L, 61-82
1/3/1952	... at Florida	L, 63-64
2/21/1953	... at Florida	L, 67-71
1/29/1954	... at Florida	W, 83-76
2/12/1955	... at Florida	W, 70-66
2/9/1957	... at Florida	W, 73-70
1/11/1958	... at Florida	L, 66-90
1/10/1959	... at Florida	W, 63-54
1/9/1960	... at Florida	W, 73-69
1/13/1961	... at Florida	L, 53-58
1/13/1962	... at Florida	L, 40-43
1/12/1963	... at Florida	W, 81-56
1/11/1964	... at Florida	L, 46-63
2/7/1965	... at Florida	W, 83-79
2/9/1966	... at Florida	W, 86-66
2/18/1967	... at Florida	L, 59-79
1/29/1968	... at Florida	L, 60-65
1/4/1969	... at Florida	L, 59-68
2/7/1970	... at Florida	L, 68-70
1/2/1971	... at Florida	L, 60-66



Games by Location

2/12/1972 at FloridaW, 103-100
1/6/1973 at FloridaL, 55-65
2/16/1974 at FloridaL, 77-85
1/13/1975 at FloridaW, 84-68
1/31/1976 at FloridaW, 92-86
2/19/1977 at FloridaL, 68-79
1/14/1978 at FloridaW, 81-72
2/3/1979 at FloridaW, 93-92 (OT)
2/2/1980 at FloridaL, 60-70
1/10/1981 at FloridaL, 59-63
2/6/1982 at FloridaL, 66-69
1/8/1983 at FloridaL, 75-92
2/5/1984 at FloridaW, 67-65
2/6/1985 at FloridaW, 81-78 (OT)
1/4/1986 at FloridaL, 59-62
2/9/1987 at FloridaW, 84-70
2/6/1988 at #10 FloridaW, 58-57
2/15/1989 at FloridaL, 79-90
1/13/1990 at FloridaL, 62-84
1/5/1991 at FloridaL, 82-84
2/19/1992 at FloridaL, 81-92
2/2/1994 at #24 FloridaL, 67-68
2/10/1996 at FloridaW, 73-70
2/11/1998 at FloridaL, 64-81
2/27/2000 at #9 FloridaL, 59-88
2/20/2002 at #8 FloridaL, 61-89
1/24/2004 at #17 FloridaL, 52-68
1/14/2006 at #2 FloridaL, 57-69
1/12/2008 at FloridaL, 56-72
2/18/2010 at FloridaL, 70-78
2/21/2012 at #11 FloridaL, 47-63
2/19/2014 at #2 FloridaL, 66-71
1/15/2015 at FloridaL, 55-75
1/23/2016 at FloridaL, 63-95

Jacksonville (2-3)

Date	Opponent.....	Result
2/9/1945 at Jacksonville Navy.....	L, 43-80
2/10/1945 at Jacksonville Navy.....	L, 23-51
2/21/1977 at Jacksonville.....	W, 80-66
12/27/1983	.. vs. #10 Wake Forest.....	L, 67-76
12/28/1983	.. vs. Villanova.....	W, 95-83

Orlando (5-2)

Date	Opponent.....	Result
12/22/1985	.. vs. Central Florida.....	W, 78-49
12/23/1985	.. vs. Boston College.....	W, 89-85
12/28/1988	.. vs. Villanova.....	L, 83-84
12/29/1988	.. vs. Central Florida.....	W, 95-68
3/9/1990 vs. #16 LSU.....	W, 78-76
3/10/1990 vs. Alabama.....	L, 71-87
11/14/1997	.. at Central Florida.....	W, 70-63

Pensacola (3-2)

Date	Opponent.....	Result
12/27/1965	.. vs. Florida State.....	W, 80-64
12/28/1989	.. vs. Navy.....	W, 75-61
12/29/1989	.. vs. Southern Miss.....	L, 73-84
12/20/1991	.. vs. Slippery Rock.....	W, 93-66
12/21/1991	.. vs. South Alabama.....	L, 87-107

St. Petersburg (3-0)

Date	Opponent.....	Result
12/1/1978 vs. Southwestern Louisiana.....	W, 83-82
12/15/1978 vs. Oklahoma.....	W, 78-70
12/16/1978 vs. Navy.....	W, 63-57

Tallahassee (11-7)

Date	Opponent.....	Result
12/29/1958	.. at Florida State.....	W, 69-62
12/28/1959	.. at Florida State.....	W, 76-63
12/30/1961	.. at Florida State.....	W, 62-57
12/21/1962	.. at Florida State.....	W, 77-70 (2OT)
12/7/1963	.. at Florida State.....	L, 67-69
1/25/1965	.. at Florida State.....	L, 55-58
2/4/1980 at Florida State.....	L, 69-73
12/19/1981	.. at Florida State.....	W, 77-76
12/5/1983 at Florida State.....	W, 76-69
12/3/1989 at Florida State.....	L, 78-82
12/29/1994	.. at Florida A&M.....	W, 83-70
12/30/1994	.. vs. Kansas State.....	L, 75-78
12/29/1995	.. vs. Norfolk State.....	W, 92-56
12/30/1995	.. at Florida A&M.....	W, 84-54
12/28/1996	.. at Florida A&M.....	W, 95-57

12/6/1998 at Florida State.....	W, 80-68
12/17/2009	.. at Florida State.....	L, 72-76
1/4/2012 at Florida State.....	L, 56-85

Tampa (8-3)

Date	Opponent.....	Result
12/20/1965	.. vs. Columbia.....	W, 76-75 (OT)
12/21/1965	.. vs. Florida State.....	W, 59-58
12/18/1967	.. vs. St. Bonaventure.....	L, 73-77
12/19/1967	.. vs. Rutgers.....	W, 70-62
12/13/1975	.. at South Florida.....	W, 79-78
12/15/1979	.. at South Florida.....	W, 74-56
3/21/2003 vs. St. Joseph's.....	W, 65-63 (OT)
3/23/2003 vs. #8 Wake Forest.....	W, 68-62
3/13/2009 vs. Florida.....	W, 61-58
3/14/2009 vs. Tennessee.....	L, 85-94
12/15/2010	.. at South Florida.....	L, 49-61

GEORGIA (76-148)

Albany (0-1)

Date	Opponent.....	Result
12/19/1924	.. at Albany YMCA.....	L, 21-28

Athens (23-60)

Date	Opponent.....	Result
1908-09 at Georgia.....	L, 37-48
1909-10 at Georgia.....	L, 35-40
1910-11 at Georgia.....	L, 24-26
1911-12 at Georgia.....	L, 19-40
1/10/1913 at Georgia.....	L, 12-92
1/16/1914 at Georgia.....	L, 16-80
2/7/1916 at Georgia.....	L, 14-81
1/19/1917 at Georgia.....	L, 18-90
1/14/1919 at Georgia.....	W, 25-20
1919-20 at Georgia.....	L, 16-31
2/5/1921 at Georgia.....	L, 23-29
1921-22 at Georgia.....	L, 15-39
1922-23 at Georgia.....	L, 29-35
2/5/1924 at Georgia.....	L, 18-33
2/10/1925 at Georgia.....	L, 17-40
2/4/1926 at Georgia.....	L, 28-49
2/2/1929 at Georgia.....	L, 31-39
1/23/1931 at Georgia.....	L, 27-30
2/11/1933 at Georgia.....	L, 21-22
2/5/1935 at Georgia.....	L, 29-33
1936-37 at Georgia.....	L, 19-21
2/4/1939 at Georgia.....	L, 21-43
2/26/1941 at Georgia.....	L, 31-36
2/6/1942 at Georgia.....	W, 32-28
2/13/1943 at Georgia.....	L, 31-51
1/18/1945 at Georgia.....	L, 50-59
1945-46 at Georgia.....	L, 37-38
1946-47 at Georgia.....	L, 45-60
2/21/1948 at Georgia.....	L, 36-74
1/14/1949 at Georgia.....	L, 52-55
2/25/1950 at Georgia.....	W, 55-46
1/27/1951 at Georgia.....	W, 61-49
12/8/1951 at Georgia.....	W, 62-48
1/9/1953 at Georgia.....	W, 64-59
1/23/1954 at Georgia.....	W, 81-66
1/22/1955 at Georgia.....	L, 83-88
1/21/1956 at Georgia.....	W, 60-59
1/12/1957 at Georgia.....	L, 72-75
1/24/1959 at Georgia.....	W, 81-61
1/23/1960 at Georgia.....	L, 59-68
1/26/1963 at Georgia.....	W, 78-62
1/25/1964 at Georgia.....	W, 85-77
2/6/1965 at Georgia.....	L, 60-62
2/16/1966 at Georgia.....	L, 74-83
2/1/1967 at Georgia.....	W, 62-49
1/27/1968 at Georgia.....	L, 74-76
1/6/1969 at Georgia.....	L, 69-74
1/19/1970 at Georgia.....	L, 67-71
1/4/1971 at Georgia.....	W, 79-58
1/24/1972 at Georgia.....	L, 72-79
1/8/1973 at Georgia.....	L, 72-84 (OT)
1/28/1974 at Georgia.....	L, 82-85
3/1/1975 at Georgia.....	L, 90-93 (OT)
1/17/1976 at Georgia.....	W, 94-70
1/10/1977 at Georgia.....	W, 95-71
1/2/1978 at Georgia.....	W, 76-69

1/11/1979 at Georgia.....	W, 84-77
2/16/1980 at Georgia.....	W, 69-65 (OT)
1/24/1981 at Georgia.....	L, 63-67
2/20/1982 at Georgia.....	L, 56-57
2/19/1983 at Georgia.....	L, 60-67
1/22/1984 at Georgia.....	L, 86-90
1/19/1985 at Georgia.....	L, 80-97
2/19/1986 at Georgia.....	W, 87-86 (OT)
2/7/1987 at Georgia.....	L, 71-75
1/13/1988 at Georgia.....	L, 68-87
3/4/1989 at Georgia.....	L, 76-80
1/31/1990 at Georgia.....	L, 75-88
1/23/1991 at Georgia.....	W, 59-58 (2OT)
2/6/1993 at Georgia.....	L, 69-96
1/21/1995 at Georgia.....	L, 77-83
1/25/1995 at Georgia.....	L, 48-53
1/30/1999 at Georgia.....	W, 85-74
1/10/2001 at Georgia.....	L, 80-85 (OT)
1/25/2003 at #19 Georgia.....	L, 79-85
2/19/2005 at Georgia.....	L, 45-57
2/17/2007 at Georgia.....	L, 79-86
2/18/2009 at Georgia.....	W, 71-59
2/5/2011 at Georgia.....	L, 72-81 (OT)
1/30/2013 at Georgia.....	L, 49-57
2/14/2015 at Georgia.....	W, 69-68
2/6/2016 at Georgia.....	L, 55-65
3/1/2017 at Georgia.....	L, 78-79

Atlanta (40-74)

Date	Opponent.....	Result
2/16/1906 at Atlanta Athletic Club.....	W, 28-17
2/17/1906 at Georgia Tech.....	W, 26-6
2/4/1909 at Georgia Tech.....	W, 24-8
1909-10 at Atlanta Athletic Club.....	L, 23-44
1/11/1913 at Atlanta Athletic Club.....	L, 30-62
2/12/1913 at Georgia Tech.....	W, 36-27
1/10/1914 at Atlanta Athletic Club.....	L, 20-70
2/20/1914 at Georgia Tech.....	L, 12-50
1/18/1915 at Atlanta Athletic Club.....	L, 29-43
1/30/1915 at Atlanta Athletic Club.....	L, 18-76
1/18/1919 at Atlanta Athletic Club.....	L, 23-40
1/22/1920 at Georgia Tech.....	W, 29-24
1919-20 at Atlanta Athletic Club.....	L, 19-57
1/15/1921 at Atlanta Athletic Club.....	L, 17-42
1/22/1921 at Georgia Tech.....	W, 30-28
3/3/1921 vs. Clemson.....	W, 45-25
3/4/1921 vs. Georgia.....	L, 24-32
1/14/1922 at Atlanta Athletic Club.....	L, 12-42
1/28/1922 at Georgia Tech.....	L, 17-35
2/24/1922 vs. Newberry.....	W, 32-21
2/27/1922 vs. North Carolina.....	L, 27-32
1/12/1923 at Georgia Tech.....	L, 17-35
2/27/1923 vs. Mercer.....	L, 24-45
1/11/1924 at Georgia Tech.....	L, 24-39
2/29/1924 vs. Georgia Tech.....	W, 35-29
3/1/1924 vs. Alabama.....	L, 19-40
2/7/1925 at Georgia Tech.....	W, 15-14
2/18/1925 vs. Virginia.....	L, 27-29
2/19/1926 at Georgia Tech.....	L, 18-28
2/26/1926 vs. North Carolina State.....	L, 26-32
1/5/1927 at Georgia Tech.....	L, 20-22 (OT)
2/25/1927 vs. Virginia Tech.....	W, 38-33
2/26/1927 vs. North Carolina.....	L, 15-28
2/27/1928 vs. Clemson.....	W, 27-26
2/28/1928 vs. Georgia Tech.....	W, 30-29
3/1/1928 vs. Mississippi State.....	W, 42-34
3/2/1928 vs. Ole Miss.....	L, 30-31
2/6/1929 at Georgia Tech.....	L, 25-42
3/1/1929 vs. Georgia.....	L, 24-42
2/19/1930 at Georgia Tech.....	L, 29-40
2/24/1931 at Georgia Tech.....	L, 22-47
2/27/1931 vs. Virginia.....	W, 33-26
2/28/1931 vs. Georgia.....	L, 27-31
2/13/1932 at Georgia Tech.....	L, 28-36
2/26/1932 vs. North Carolina State.....	W, 34-33
2/27/1932 vs. LSU.....	W, 30-22
2/28/1932 vs. North Carolina.....	L, 31-52
2/20/1933 vs. Georgia Tech.....	L, 18-29
2/24/1933 vs. LSU.....	L, 33-57
2/14/1934 at Georgia Tech.....	L, 20-24
3/1/1934 vs. Tennessee.....	L, 26-43
2/6/1935 at Georgia Tech.....	L, 24-25
2/19/1936 at Georgia Tech.....	L, 22-46
2/11/1937 at Georgia Tech.....	L, 28-42



Games by Location

2/14/1938	at Georgia Tech	L, 42-43
2/28/1938	at Georgia Tech	L, 32-54
2/27/1939	at Georgia Tech	W, 49-33
2/6/1940	at Georgia Tech	L, 31-53
2/1/1941	at Georgia Tech	L, 39-48
1/31/1942	at Georgia Tech	L, 42-48
1/30/1943	at Georgia Tech	L, 21-53
2/17/1945	at Georgia Tech	L, 39-53
1/4/1946	at Georgia Tech	L, 22-45
1/29/1947	at Georgia Tech	L, 49-65
2/25/1948	at Georgia Tech	L, 43-50
2/23/1949	at Georgia Tech	L, 57-66
1/10/1950	at Georgia Tech	L, 49-65
1/31/1951	at Georgia Tech	L, 44-64
1/9/1952	at Georgia Tech	L, 54-56
1/14/1953	at Georgia Tech	L, 61-79
2/8/1954	at Georgia Tech	W, 59-53
2/7/1955	at Georgia Tech	L, 67-75
2/4/1957	at Georgia Tech	L, 67-76 (OT)
1/22/1958	at Georgia Tech	W, 80-72
2/3/1959	Georgia Tech	W, 51-40
1/19/1960	at #6 Georgia Tech	W, 66-59
2/7/1961	at Georgia Tech	W, 38-36
1/23/1962	at Georgia Tech	W, 52-40
1/22/1963	at #9 Georgia Tech	L, 64-69
12/1/1964	at Georgia Tech	W, 60-52
12/18/1965	at Georgia Tech	W, 79-74
12/21/1966	at Georgia Tech	L, 76-78 (OT)
12/16/1967	at Georgia Tech	W, 63-52
1/7/1970	at Georgia Tech	L, 74-86
1/14/1971	at Georgia Tech	L, 81-90
12/11/1971	at Georgia Tech	W, 76-62
11/25/1972	at Georgia Tech	L, 83-90
12/13/1973	at Georgia Tech	W, 88-86
1/15/1975	at Georgia Tech	W, 87-75
2/1/1978	at Georgia Tech	W, 77-72
3/6/1987	vs. Kentucky	W, 79-72
3/7/1987	vs. #9 Alabama	L, 68-87
12/29/1987	vs. Villanova	W, 65-64
12/30/1987	vs. Georgia Tech	L, 72-83
3/17/1988	vs. #11 Bradley	W, 90-86
3/19/1988	vs. #8 Oklahoma	L, 87-107
2/5/1990	at Georgia State	W, 79-66
3/9/1995	vs. South Carolina	W, 81-66
3/10/1995	vs. #3 Kentucky	L, 81-93
3/5/1998	vs. Florida	L, 64-68
3/5/1999	vs. Alabama	W, 93-61
3/6/1999	vs. #14 Kentucky	L, 57-69
3/10/2000	vs. #10 Florida	W, 78-70
3/11/2000	vs. South Carolina	W, 77-72 (OT)
3/12/2000	vs. Arkansas	L, 67-75
3/7/2002	vs. #11 Florida	L, 63-81
3/11/2004	vs. Georgia	L, 59-73
3/10/2005	vs. Vanderbilt	W, 77-73
3/11/2005	vs. LSU	L, 58-89
3/8/2007	vs. Georgia	L, 65-80
3/13/2008	vs. #17 Vanderbilt	L, 82-93
3/10/2011	vs. Georgia	L, 51-69
12/8/2013	vs. Illinois	L, 62-81
3/12/2014	vs. South Carolina	L, 56-74

Columbus (7-4)		
Date	Opponent	Result
2/26/1907	at Columbus YMCA	W, 16-11
1907-08	at Columbus YMCA	L, 32-37
1907-08	vs. Georgia	W, 34-20
1909-10	at Columbus YMCA	L, 8-44
1/9/1914	at Columbus YMCA	L, 3-74
2/27/1915	at Columbus YMCA	L, 29-51
12/7/1957	vs. Wake Forest	W, 78-66
1/25/1958	vs. Georgia	W, 90-62
1/17/1961	vs. Florida State	W, 74-67
1/21/1961	vs. Georgia	W, 78-68
1/27/1962	vs. Georgia	W, 83-47

Fort Benning (1-2)		
Date	Opponent	Result
1/17/1921	at Camp Benning	L, 11-19
2/12/1925	at Camp Benning	W, 38-36
1928-29	at Camp Benning	L, 37-43

Macon (4-7)		
Date	Opponent	Result
1908-09	at Mercer	W, 26-23
1909-10	at Mercer	W, 38-20

3/1/1913	at Mercer	L, 19-36
2/21/1914	at Mercer	L, 13-60
1/13/1922	at Mercer	L, 7-31
12/18/1924	at Mercer	L, 21-28
1928-29	at Mercer	L, 41-46
1928-29	at Mercer	L, 29-31
2/2/1945	at Mercer	L, 34-40
1/19/1948	at Mercer	W, 72-53
12/14/1983	at Mercer	W, 65-63

West Point (1-0)		
Date	Opponent	Result
1919-20	at West Point Athletic Club	W, 38-8

HAWAII (5-6)		
Hilo (1-2)		
Date	Opponent	Result
11/29/1996	vs. Colorado	L, 72-78 (OT)
11/30/1996	at Hawaii-Hilo	W, 98-92
12/1/1996	vs. TCU	L, 66-86

Honolulu (4-4)		
Date	Opponent	Result
11/27/1998	vs. Rutgers	W, 70-55
11/29/1998	at Hawaii'i	W, 84-57
12/22/2011	at Hawaii'i	W, 65-62
12/23/2011	vs. Long Beach State	L, 43-64
12/25/2011	vs. UTEP	L, 76-83
12/22/2015	vs. New Mexico	W, 83-78
12/23/2015	vs. Harvard	L, 51-69
12/25/2015	at Hawaii'i	L, 67-79

ILLINOIS (2-4)		
Bloomington (1-0)		
Date	Opponent	Result
1947-48	Illinois Wesleyan	W, 44-42

Champaign (1-1)		
Date	Opponent	Result
12/11/1987	vs. San Jose State	W, 70-65
12/12/1987	vs. Illinois	L, 103-107 (OT)

Chicago (0-1)		
Date	Opponent	Result
12/29/2012	vs. #12 Illinois	L, 79-81

Hoffman Estates (0-2)		
Date	Opponent	Result
11/28/2008	vs. Dayton	L, 59-60 (OT)
11/29/2008	vs. Northern Iowa	L, 61-67

INDIANA (7-3)		
Indianapolis (4-1)		
Date	Opponent	Result
12/7/1974	at Butler	W, 74-71
3/12/1987	vs. San Diego	W, 62-61
3/14/1987	vs. #3 Indiana	L, 90-107
3/11/1999	vs. Winthrop	W, 80-41
3/13/1999	vs. Oklahoma State	W, 81-74

Muncie (1-1)		
Date	Opponent	Result
12/2/1994	vs. Georgia Southern	W, 77-45
12/3/1994	at Ball State	L, 74-82

South Bend (2-0)		
Date	Opponent	Result
3/14/1985	vs. Purdue	W, 59-58
3/16/1985	vs. #13 Kansas	W, 66-64

West Lafavette (0-1)		
Date	Opponent	Result
3/20/2001	at Purdue	L, 61-79

IOWA (0-1)		
Ames (0-1)		
Date	Opponent	Result
12/2/2013	at #17 Iowa State	L, 70-99

KENTUCKY (8-63)		
Bowling Green (1-1)		
Date	Opponent	Result
12/6/1985	vs. Kentucky Wesleyan	W, 80-71
12/7/1985	at Western Kentucky	L, 58-71

Danville (0-1)		
Date	Opponent	Result
1/31/1921	at Centre College	L, 24-42

Lexington (3-49)		
Date	Opponent	Result
1/29/1921	at Kentucky	L, 25-40
2/8/1926	at Kentucky	L, 26-35
1/5/1951	at #3 Kentucky	L, 35-79
2/26/1955	at #2 Kentucky	L, 59-93
2/25/1957	at #3 Kentucky	L, 85-103
2/21/1959	at #3 Kentucky	L, 56-75
2/27/1961	at Kentucky	L, 51-77
2/23/1963	at Kentucky	L, 59-78
1/18/1965	at Kentucky	L, 67-73
1/29/1966	at #2 Kentucky	L, 78-115
1/21/1967	at Kentucky	L, 58-60
2/26/1968	at #3 Kentucky	L, 57-89
2/3/1969	at #5 Kentucky	L, 93-105
3/2/1970	at #1 Kentucky	L, 81-102
2/1/1971	at #11 Kentucky	L, 76-114
3/6/1972	at Kentucky	L, 67-102
2/5/1973	at Kentucky	L, 57-88
1/12/1974	at Kentucky	L, 58-79
2/10/1975	at #5 Kentucky	L, 76-119
2/23/1976	at Kentucky	L, 82-93
2/12/1977	at #3 Kentucky	L, 82-89
2/6/1978	at #1 Kentucky	L, 81-104
1/29/1979	at Kentucky	L, 59-66
1/2/1980	at #2 Kentucky	L, 65-67
2/4/1981	at #6 Kentucky	L, 74-102
1/6/1982	at #3 Kentucky	L, 71-83
3/3/1982	vs. Mississippi State	W, 38-36 (OT)
3/4/1982	at #15 Kentucky	L, 66-89
1/15/1983	at #6 Kentucky	W, 75-67
2/11/1984	at #6 Kentucky	L, 64-84
1/2/1985	at Kentucky	L, 61-68
1/31/1986	at #8 Kentucky	L, 71-81
3/6/1986	vs. Mississippi State	L, 63-65
2/4/1987	at Kentucky	L, 71-75
1/9/1988	at #1 Kentucky	W, 53-52
1/25/1989	at Kentucky	L, 76-86
2/24/1990	at Kentucky	L, 95-98
3/2/1991	at #13 Kentucky	L, 93-114
2/27/1993	at #2 Kentucky	L, 88-84
3/11/1993	vs. Tennessee	L, 76-78
1/4/1995	at #6 Kentucky	L, 64-98
1/18/1997	at #4 Kentucky	L, 53-77
1/20/1990	at #7 Kentucky	L, 62-72
2/28/2001	at #15 Kentucky	L, 78-90
1/22/2003	at #8 Kentucky	L, 51-67
2/23/2005	at #5 Kentucky	L, 73-81
1/8/2007	at Kentucky	L, 57-84
1/21/2009	at Kentucky	L, 64-73
1/11/2011	#13 Kentucky	L, 54-78
2/9/2013	at Kentucky	L, 62-72
2/21/2015	at #1 Kentucky	L, 75-110
1/14/2017	at #6 Kentucky	L, 72-92

Louisville (3-12)		
Date	Opponent	Result
2/28/1941	vs. Alabama	L, 16-38
2/26/1942	vs. Vanderbilt	W, 36-34
2/27/1942	vs. Tulane	W, 45-36
2/28/1942	vs. Kentucky	L, 31-40
2/25/1943	vs. LSU	L, 38-67
2/29/1945	vs. Tennessee	L, 26-56
2/28/1946	vs. Kentucky	L, 24-69
2/28/1947	vs. Kentucky	L, 18-84
3/4/1948	vs. Tulane	L, 40-47
3/4/1949	vs. Kentucky	L, 39-70
3/3/1950	vs. LSU	L, 45-73
3/2/1951	vs. #1 Kentucky	L, 54-84
2/28/1952	vs. Alabama	L, 49-63
12/28/1976	vs. Creighton	L, 76-81
12/29/1976	vs. Rutgers	W, 78-75

Richmond (1-0)		
Date	Opponent	Result
12/15/1986	at Eastern Kentucky	W, 97-82

LOUISIANA (47-73)		
Baton Rouge (26-47)		
Date	Opponent	Result



Games by Location

Table listing games by location for various dates from 1/18/1918 to 2/21/2017, including scores and opponents like LSU, Tulane, and various colleges.

Lafayette (1-3)

Table listing games for Lafayette location from 12/18/1968 to 12/17/1985.

New Orleans (19-22)

Table listing games for New Orleans location from 1/5/1915 to 1/6/1925.

Table listing games by location for various dates from 1/29/1926 to 3/8/2012, including scores and opponents like Tulane, Duke, Loyola, and others.

Ruston (1-1)

Table listing games for Ruston location from 12/19/1968 to 12/16/1971.

MARYLAND (1-0)

Annapolis (1-0)

Table listing games for Maryland location from 12/19/1998 to 12/19/1998.

MASSACHUSETTS (0-1)

Boston (0-1)

Table listing games for Massachusetts location from 11/21/2012 to 11/21/2012.

MINNESOTA (2-2)

Minneapolis (2-2)

Table listing games for Minnesota location from 12/27/1974 to 3/18/2000.

MISSISSIPPI (50-84)

Hattiesburg (2-1)

Table listing games for Mississippi location from 2/22/1993 to 1/2/2007.

Oxford (22-41)

Table listing games for Mississippi location from 12/19/1941 to 2/5/1966.

Table listing games by location for various dates from 1/7/1967 to 2/11/2017, including scores and opponents like Ole Miss, LSU, and others.

Starkville (26-42)

Table listing games for Starkville location from 1/22/1915 to 2/19/1979.



Games by Location

Date	Opponent	Result
2/9/1980	at Mississippi State	L, 72-76
1/17/1981	at Mississippi State	L, 61-69
2/13/1982	at Mississippi State	L, 45-59
3/3/1983	at Mississippi State	L, 53-69
12/22/1983	at Mississippi State	W, 73-55
2/13/1985	at Mississippi State	L, 65-82
1/11/1986	at Mississippi State	W, 72-56
1/10/1987	at Mississippi State	W, 66-52
2/17/1988	at Mississippi State	W, 77-61
1/11/1989	at Mississippi State	L, 56-69
2/10/1990	at Mississippi State	W, 77-74
2/27/1991	at Mississippi State	L, 76-94
3/4/1992	at Mississippi State	L, 70-77
1/3/1993	at Mississippi State	L, 71-77
2/19/1994	at Mississippi State	W, 76-65
2/11/1995	at #21 Mississippi State	W, 70-69
3/2/1996	at Mississippi State	L, 51-67
2/26/1997	at Mississippi State	W, 68-64
1/28/1998	at Mississippi State	W, 69-66
2/27/1999	at Mississippi State	W, 76-73
1/16/2000	at Mississippi State	W, 51-45
2/17/2001	at Mississippi State	L, 74-85
2/16/2002	at Mississippi State	L, 53-89
3/8/2003	at #21 Mississippi State	L, 45-67
3/2/2004	at #5 Mississippi State	L, 91-105
1/5/2005	at #18 Mississippi State	L, 53-90
2/4/2006	at Mississippi State	L, 53-71
1/20/2007	at Mississippi State	L, 76-87
2/27/2008	at Mississippi State	L, 78-89
/28/2009	at Mississippi State	W, 76-58
2/13/2010	at Mississippi State	L, 75-85 (OT)
1/16/2011	at Mississippi State	L, 66-85
2/4/2012	at #19 Mississippi State	L, 88-91
3/9/2013	at Mississippi State	L, 71-74 (OT)
1/22/2014	at Mississippi State	L, 74-82
3/5/2016	at Mississippi State	L, 66-79

MISSOURI (3-7)
Columbia (1-5)

Date	Opponent	Result
12/7/1979	vs. Arkansas State	L, 62-69 (OT)
12/8/1979	vs. George Washington	L, 60-71
2/2/2013	at #17 Missouri	L, 77-91
3/3/2015	at Missouri	L, 61-63
1/9/2016	at Missouri	L, 61-76
1/10/2017	at Missouri	W, 77-72

Kansas City (2-1)

Date	Opponent	Result
11/24/2000	.. vs. Robert Morris	W, 89-71
11/25/2000	.. vs. Toledo	L, 90-95 (2OT)
11/26/2000	.. vs. Providence	W, 80-69

Springfield (0-1)

Date	Opponent	Result
11/16/2009	.. at Missouri State	L, 62-73

NEVADA (2-3)
Las Vegas (2-3)

Date	Opponent	Result
12/17/1991	.. at UNLV	L, 82-85
12/16/2000	.. vs. Oregon	W, 101-97 (OT)
12/20/2003	.. at UNLV	L, 69-82
11/24/2014	.. vs. Tulsa	L, 35-53
11/26/2014	.. Oregon State	W, 71-69

NEW JERSEY (0-2)
Newark (0-1)

Date	Opponent	Result
12/2/2011	.. at Seton Hall	L, 59-81

Piscataway (0-1)

Date	Opponent	Result
11/24/2001	.. at Rutgers	L, 56-57

NEW MEXICO (0-1)
Albuquerque (0-1)

Date	Opponent	Result
11/11/1997	.. vs. #24 Temple	L, 42-68

NEW YORK (0-3)
Albany (0-1)

Date	Opponent	Result
3/28/2003	.. vs. #12 Syracuse	L, 78-79

New Rochelle (0-1)

Date	Opponent	Result
12/17/1977	.. at Iona	L, 82-105

New York (0-1)

Date	Opponent	Result
12/12/2016	.. vs. Boston College	L, 71-72

NORTH CAROLINA (6-12)
Charlotte (3-5)

Date	Opponent	Result
1919-20	at Charlotte YMCA	L, 30-36
12/28/1951	.. vs. Davidson	W, 66-59
12/29/1951	.. vs. Georgia Tech	L, 62-79
12/29/1951	.. vs. South Carolina	L, 67-70
12/17/1956	.. vs. Clemson	W, 89-64
12/18/1956	.. vs. St. Joseph's	W, 66-64
12/19/1956	.. vs. Wake Forest	L, 48-58
3/15/1984	.. vs. Richmond	L, 71-72

Cullowhee (1-0)

Date	Opponent	Result
12/3/1975	.. at Western Carolina	W, 88-76

Durham (0-3)

Date	Opponent	Result
12/26/1975	.. at Duke	L, 74-85
12/29/1981	.. vs. William & Mary	L, 48-58
12/30/1981	.. at Duke	L, 71-72

Raleigh (0-3)

Date	Opponent	Result
2/5/1926	.. at North Carolina State	L, 36-43
12/17/1969	.. at North Carolina State	L, 69-76
12/27/1975	.. at #9 North Carolina State	L, 74-79

Wilmington (1-1)

Date	Opponent	Result
12/18/1992	.. vs. Louisiana Tech	W, 65-45
12/19/1992	.. at UNC-Wilmington	L, 80-91

OHIO (1-5)
Cincinnati (0-3)

Date	Opponent	Result
12/19/1972	.. at Xavier	L, 60-67
12/3/2008	.. at Xavier	L, 74-81
12/19/2015	.. at #10 Xavier	L, 61-85

Dayton (0-1)

Date	Opponent	Result
12/18/1972	.. at Dayton	L, 63-106

Toledo (1-1)

Date	Opponent	Result
12/29/1980	.. vs. Air Force	L, 46-48 (OT)
12/30/1980	.. vs. Columbia	W, 63-55

OKLAHOMA (2-6)
Oklahoma City (2-5)

Date	Opponent	Result
12/27/1948	.. vs. Baylor	L, 44-59
12/28/1948	.. vs. Colorado State	L, 41-46
12/29/1948	.. vs. Southern Methodist	L, 41-59
12/20/1955	.. at #15 Oklahoma City	L, 58-76
12/27/1967	.. vs. Arkansas	W, 65-58
12/28/1967	.. at Oklahoma City	L, 68-78
12/29/1967	.. vs. Virginia Tech	W, 76-61

Tulsa (0-1)

Date	Opponent	Result
1/8/1979	.. at Oral Roberts	L, 62-63

PENNSYLVANIA (2-2)
Philadelphia (2-2)

Date	Opponent	Result
11/19/2004	.. at Temple	W, 80-78

Pittsburgh (1-2)

Date	Opponent	Result
12/13/1990	.. at Duquesne	W, 75-71
12/4/2005	.. at Pittsburgh	L, 41-78
12/11/2010	.. vs. Rutgers	L, 54-63

SOUTH CAROLINA (20-17)
Charleston (4-2)

Date	Opponent	Result
------	----------	--------

12/1/1966	.. at The Citadel	W, 105-83
12/7/2004	.. at College of Charleston	W, 76-61
11/19/2007	.. at Charleston Southern	W, 89-59
11/15/2012	.. vs. Murray State	L, 59-79
11/16/2012	.. at College of Charleston	W, 55-51
11/18/2012	.. vs. Dayton	L, 63-73

Clemson (2-6)

Date	Opponent	Result
1919-20	.. at Clemson	W, 60-12
2/1/1929	.. at Clemson	L, 20-46
1/26/1931	.. at Clemson	L, 33-37
12/4/1969	.. at Clemson	W, 61-60
11/30/1973	.. at Clemson	L, 72-87
12/1/1973	.. vs. Jacksonville	L, 78-90
3/18/1993	.. at Clemson	L, 72-84
12/14/2014	.. at Clemson	L, 61-72

Columbia (11-7)

Date	Opponent	Result
1/24/1931	.. at South Carolina	W, 36-16
1/8/1935	.. at South Carolina	L, 34-35
1/9/1935	.. at South Carolina	L, 26-42
11/30/1968	.. at South Carolina	L, 49-51
12/3/1970	.. at #2 South Carolina	L, 69-86
1/16/1993	.. at South Carolina	W, 83-81
2/15/1995	.. at South Carolina	W, 80-78
1/4/1997	.. at South Carolina	L, 56-66
2/3/1999	.. at South Carolina	W, 76-48
1/20/2001	.. at South Carolina	W, 60-57
1/15/2003	.. at South Carolina	W, 67-60
2/12/2005	.. at South Carolina	W, 74-71
1/31/2007	.. at South Carolina	W, 80-75
1/10/2009	.. at South Carolina	L, 56-68
1/29/2011	.. at South Carolina	W, 79-64
1/12/2013	.. at South Carolina	W, 74-71
2/5/2014	.. at South Carolina	W, 79-74
1/24/2017	.. at #23 South Carolina	L, 69-98

Conway (1-0)

Date	Opponent	Result
12/2/2015	.. at Coastal Carolina	W, 81-78

Greenville (2-2)

Date	Opponent	Result
12/27/1964	.. vs. Clemson	L, 65-77
12/29/1964	.. vs. Furman	W, 107-86
12/29/1971	.. at Furman	W, 103-78
12/30/1971	.. vs. Clemson	L, 67-77

TENNESSEE (53-120)
Chattanooga (2-3)

Date	Opponent	Result
2/16/1927	.. at Chattanooga	L, 34-39
12/21/1984	.. vs. VCU	L, 59-78
12/22/1984	.. vs. Delaware	W, 95-63
12/28/1991	.. vs. Eastern Kentucky	W, 104-92
12/29/1991	.. vs. UT-Chattanooga	L, 75-87

Clarksville (1-0)

Date	Opponent	Result
12/20/1980	.. at Austin Peay	W, 52-51

Cookeville (1-0)

Date	Opponent	Result
12/7/1981	.. at Tennessee Tech	W, 88-61

Knoxville (9-51)

Date	Opponent	Result
2/15/1927	.. at Tennessee	L, 23-24
1/25/1930	.. at Tennessee	L, 18-33
2/29/1936	.. vs. Georgia	W, 43-26
3/1/1936	.. at Tennessee	L, 25-43
3/2/1939	.. vs. Tulane	W, 43-30
3/3/1939	.. at Tennessee	L, 35-49
2/28/1940	.. vs. Georgia	L, 41-48
1/23/1942	.. at Tennessee	L, 23-43
1/29/1943	.. at Tennessee	L, 23-57
2/3/1947	.. at Tennessee	L, 27-63
1/8/1951	.. at Tennessee	W, 63-59
1/26/1953	.. at Tennessee	L, 70-72
2/28/1955	.. at Tennessee	L, 77-86
2/23/1957	.. at Tennessee	L, 75-85
2/23/1959	.. at Tennessee	L, 55-56
2/25/1961	.. at Tennessee	W, 41-38



Games by Location

2/25/1963 at Tennessee L, 47-55
2/22/1965 at #8 Tennessee L, 38-69
12/16/1966 at Tennessee L, 49-73
12/17/1966	.. vs. Miami (Fla.) L, 73-87
2/24/1968 at Tennessee W, 53-52
2/1/1969 at Tennessee L, 59-64
2/28/1970 at Tennessee W, 77-64
1/30/1971 at #8 Tennessee L, 68-90
3/4/1972 at Tennessee L, 70-80
2/3/1973 at Tennessee L, 74-82
2/4/1974 at Tennessee L, 80-88
1/4/1975 at Tennessee L, 81-96
1/19/1976 at #9 Tennessee L, 78-83
1/8/1977 at Tennessee L, 79-87
1/4/1978 at Tennessee L, 76-80
2/7/1979 at Tennessee L, 62-73
12/12/1979 at Tennessee L, 58-61
2/28/1981 at #10 Tennessee L, 63-75
12/12/1981 at Tennessee L, 79-86
2/22/1983 at Tennessee L, 74-82
1/24/1984 at Tennessee W, 79-72
1/9/1985 at Tennessee L, 74-86
2/8/1986 at Tennessee L, 79-80
2/14/1987 at Tennessee L, 84-103
1/20/1988 at Tennessee L, 64-75
2/4/1989 at Tennessee L, 72-89
3/9/1989 vs. Ole Miss L, 68-80
1/3/1990 at Tennessee L, 70-72
1/19/1991 at Tennessee W, 67-63
1/25/1992 at Tennessee L, 74-82
1/22/1994 at Tennessee L, 85-92
1/3/1996 at Tennessee L, 62-66
1/7/1998 at Tennessee W, 74-69
3/18/1999 vs. #14 Ohio State L, 64-72
1/25/2000 at #11 Tennessee L, 76-105
1/27/2002 at Tennessee L, 59-82
2/28/2004 at Tennessee L, 69-75
2/15/2006 at #8 Tennessee L, 89-105
2/20/2008 at #2 Tennessee L, 70-89
1/14/2010 at #9 Tennessee L, 55-81
1/28/2012 at Tennessee L, 49-64
1/15/2014 at Tennessee L, 67-78
1/31/2015 at Tennessee L, 63-71
2/9/2016 at Tennessee L, 45-71

Memphis (3-3)

Date	Opponent	Result
1/2/1953 at Memphis W, 78-64
1/3/1953 vs. Ole Miss L, 55-65
3/10/1994 vs. Vanderbilt W, 81-56
3/11/1994 vs. Alabama L, 55-83
3/6/1997 vs. Tennessee W, 67-54
3/7/1997 vs. #6 Kentucky L, 50-92

Nashville (24-62)

Date	Opponent	Result
1/28/1921 at Vanderbilt W, 27-7
2/17/1927 at Vanderbilt L, 35-39
1/9/1932 at Vanderbilt W, 36-23
1/22/1933 at Vanderbilt L, 24-25
1/9/1934 at Vanderbilt L, 22-31
1/11/1935 at Vanderbilt L, 27-37
1/12/1935 at Vanderbilt L, 24-41
1/9/1936 at Vanderbilt L, 27-47
2/16/1939 at Vanderbilt L, 42-49
1/11/1940 at Vanderbilt L, 45-51
2/13/1941 at Vanderbilt L, 39-47
1/16/1942 at Vanderbilt W, 35-33
1/11/1943 at Vanderbilt L, 39-54
2/1/1947 at Vanderbilt L, 58-59
2/2/1948 at Vanderbilt L, 47-55
2/5/1949 at Vanderbilt L, 42-52
2/6/1950 at Vanderbilt L, 51-63
1/6/1951 at Vanderbilt L, 51-61
2/7/1953 at Vanderbilt W, 71-66
12/30/1953 at #19 Vanderbilt L, 48-96
2/5/1955 at #20 Vanderbilt L, 74-79
2/2/1957 at Vanderbilt L, 78-83
1/31/1959 at Vanderbilt W, 64-61
2/4/1961 at Vanderbilt L, 53-58
2/2/1963 at Vanderbilt W, 62-59
1/30/1965 at Vanderbilt L, 77-105
1/31/1966 at #4 Vanderbilt L, 63-68
1/16/1967 at Vanderbilt L, 65-71

12/4/1967 at #9 Vanderbilt L, 65-78
1/25/1969 at Vanderbilt W, 92-79
12/19/1969 vs. St. Louis W, 70-66
12/20/1969 Dartmouth W, 85-76
1/24/1970 at Vanderbilt W, 84-75
1/23/1971 at Vanderbilt L, 86-107
1/29/1972 at Vanderbilt L, 77-85
2/24/1973 at Vanderbilt L, 70-98
1/19/1974 at #8 Vanderbilt L, 51-96
2/17/1975 at Vanderbilt L, 78-85
2/21/1976 at Vanderbilt L, 72-80
2/14/1977 at Vanderbilt W, 76-71 (OT)
2/4/1978 at Vanderbilt L, 78-91
1/27/1979 at #19 Vanderbilt L, 59-66
1/9/1980 at Vanderbilt L, 57-66
2/11/1981 at Vanderbilt W, 69-55
1/13/1982 at Vanderbilt L, 68-78
1/17/1983 at Vanderbilt L, 62-64
2/13/1984 at Vanderbilt W, 73-67
3/8/1984 vs. Vanderbilt W, 59-58
3/9/1984 vs. Tennessee W, 60-58
3/10/1984 vs. #3 Kentucky L, 49-51
1/30/1985 at Vanderbilt W, 86-80
3/1/1986 at Vanderbilt W, 79-65
1/17/1987 at Vanderbilt L, 75-91
2/24/1988 at #17 Vanderbilt W, 81-68
12/14/1988 at Vanderbilt L, 77-93
2/20/1990 at Vanderbilt W, 87-74
2/16/1991 at Vanderbilt L, 70-90
3/8/1991 vs. #16 LSU W, 92-77
3/9/1991 vs. #24 Alabama L, 59-77
2/4/1992 at Vanderbilt L, 83-89
2/9/1994 at Vanderbilt L, 60-84
1/31/1996 at Vanderbilt L, 62-76
2/18/1998 at Vanderbilt L, 66-82
2/16/2000 at #24 Vanderbilt W, 86-80
3/8/2001 vs. #24 Tennessee L, 66-73
1/16/2002 at Vanderbilt L, 67-73
12/1/2002 vs. Western Kentucky L, 70-89
1/7/2004 at #20 Vanderbilt L, 53-59
1/7/2006 at Vanderbilt L, 50-74
3/9/2006 vs. Vanderbilt L, 71-76
2/2/2008 at #18 Vanderbilt L, 71-78
1/23/2010 at Vanderbilt L, 74-82
3/11/2010 vs. Florida L, 69-78
1/7/2012 at Vanderbilt L, 35-65
1/23/2013 at Vanderbilt L, 61-73
3/13/2013 vs. Texas A&M L, 62-71
1/6/2015 at Vanderbilt L, 52-64
3/11/2015 vs. Mississippi State W, 74-68
3/12/2015 vs. Texas A&M W, 66-59
3/13/2015 vs. LSU W, 73-70 (OT)
3/14/2015 vs. #1 Kentucky L, 67-91
12/12/2015 at Middle Tennessee L, 81-88 (OT)
1/12/2016 at Vanderbilt L, 57-75
3/9/2016 at Tennessee L, 59-97
4/4/2017 at Vanderbilt L, 61-80
3/8/2017 vs. Missouri L, 83-86 (OT)

Sewanee (13-1)

Date	Opponent	Result
2/18/1927 at Sewanee W, 35-28
1/10/1935 at Sewanee L, 18-19
1/10/1936 at Sewanee W, 25-23
1/11/1936 at Sewanee W, 34-25
1/15/1937 at Sewanee W, 41-34
1/16/1937 at Sewanee W, 34-29
1/14/1938 at Sewanee W, 36-31
1/15/1938 at Sewanee W, 38-19
2/17/1939 at Sewanee W, 34-27
2/18/1939 at Sewanee W, 39-28
1/12/1940 at Sewanee W, 51-32
1/13/1940 at Sewanee W, 64-32
2/16/1941 at Sewanee W, 39-28
2/15/1941 at Sewanee W, 46-31

TEXAS (10-20)

College Station (2-3)

Date	Opponent	Result
12/4/1991 at Texas A&M W, 86-83
12/22/2005 at Texas A&M L, 67-72
3/8/2014 at Texas A&M W, 69-64
2/28/2015 at Texas A&M L, 55-80
2/18/2017 at Texas A&M L, 62-81

Dallas (0-2)

Date	Opponent	Result
12/19/1957 at Southern Methodist L, 65-75
12/20/1963 at Southern Methodist L, 70-84

El Paso (3-3)

Date	Opponent	Result
12/21/1973 at UTEP L, 56-68
12/22/1973 vs. Lamar W, 88-78
12/19/1975 vs. SMU L, 85-87 (OT)
12/20/1975 vs. Tulsa W, 92-74
12/28/1986 vs. Iowa State W, 89-87
12/29/1986 vs. UTEP L, 82-87

Fort Worth (1-0)

Date	Opponent	Result
1/28/2017 at TCU W, 88-80

Houston (2-7)

Date	Opponent	Result
12/21/1955 at Rice L, 80-82 (OT)
12/22/1961 vs. Texas A&M L, 50-62
12/23/1961 vs. Houston L, 49-54
12/15/1964 vs. Houston L, 48-50
12/17/1964 vs. Rice W, 94-71
12/21/1970 at Houston L, 76-79
12/8/1982 at #9 Houston L, 65-77
3/20/1986 vs. #11 UNLV W, 70-63
3/22/1986 vs. #7 Louisville L, 76-84

Lubbock (0-2)

Date	Opponent	Result
12/19/1963 at Texas Tech L, 71-83
12/3/2014 at Texas Tech L, 44-46

South Padre Island (0-2)

Date	Opponent	Result
11/24/2006 vs. Oklahoma State L, 65-66
11/25/2006 vs. #7 Wisconsin L, 63-77

Waco (2-1)

Date	Opponent	Result
12/20/1957 at Baylor L, 53-62
12/8/1995 vs. Liberty W, 63-58
12/9/1995 at Baylor W, 83-64

UTAH (3-1)

Provo (1-1)

Date	Opponent	Result
12/12/1997 vs. Pepperdine L, 55-62
12/13/1997 vs. Weber State W, 63-58

Salt Lake City (2-0)

Date	Opponent	Result
12/28/1982 vs. Cal State Fullerton W, 69-60
12/29/1982 at Utah W, 71-62

VIRGINIA (7-8)

Blacksburg (0-2)

Date	Opponent	Result
1919-20 at VPI L, 20-26
12/14/1974 at Virginia Tech L, 82-83

Charlottesville (2-0)

Date	Opponent	Result
1919-20 at Virginia W, 27-21
12/20/2008 at Virginia W, 58-56

Harrisonburg (0-1)

Date	Opponent	Result
12/5/1992 at James Madison L, 80-89

Lexington (0-3)

Date	Opponent	Result
1919-20 at VMI L, 19-45
1919-20 at Washington & Lee L, 10-34
2/6/1926 at VMI L, 25-41

Norfolk (2-1)

Date	Opponent	Result
12/29/1970 vs. Xavier W, 86-73
12/30/1970 at Old Dominion L, 76-89
12/18/1993 at Old Dominion W, 101-87



Games by Location

Richmond (3-1)

Date	Opponent	Result
12/16/1976	.. at VCU	W, 109-59
12/12/1978	.. at Richmond	W, 84-72
12/20/1988	.. at VCU	W, 85-79
12/3/2004 vs. #24 Virginia	L, 87-89

WASHINGTON (0-1)

Seattle (0-1)

Date	Opponent	Result
1947-48 Washington	L, 29-59

WASHINGTON, D.C. (1-0)

Date	Opponent	Result
12/2/2007 vs. George Washington	W, 74-70

WEST VIRGINIA (3-0)

Huntington (2-0)

Date	Opponent	Result
12/9/1977 vs. Southern Illinois	W, 66-65
12/10/1977	.. vs. Oklahoma State	W, 112-94

Morgantown (1-0)

Date	Opponent	Result
12/29/1984	.. at West Virginia	W, 59-58

WISCONSIN (0-1)

Milwaukee (0-1)

Date	Opponent	Result
3/16/1998 at Marquette	L, 60-75

INTERNATIONAL (12-2)

MEXICO (1-1)

Cancun (1-1)

Date	Opponent	Result
11/22/2016	.. vs. Texas Tech	W, 67-65
11/25/1995	.. vs. #17 Purdue	L, 71-96

PUERTO RICO (11-1)

Bavamon (3-0)

Date	Opponent	Result
11/24/1995	.. vs. La Salle	W, 70-60
11/25/1995	.. vs. James Madison	W, 82-71
11/26/1995	.. vs. #13 Louisville	W, 82-78

Carolina (2-1)

Date	Opponent	Result
12/20/2004	.. vs. Delaware	W, 74-46
12/21/2004	.. vs. Middle Tennessee State	W, 79-74
12/22/2004	.. vs. Toledo	L, 65-68

San Juan (6-0)

Date	Opponent	Result
12/20/1999	.. at Puerto Rico-Mayaguez	W, 109-52
12/21/1999	.. vs. Virginia Tech	W, 73-63
12/22/1999	.. vs. Pepperdine	W, 87-76
12/20/2002	.. at Puerto Rico-Mayaguez	W, 94-64
12/21/2002	.. vs. Denver	W, 63-58
12/22/2002	.. vs. Troy	W, 94-66

SITE UNKNOWN (28-30)

Date	Opponent	Result
1/19/1907 Tulane	W, 35-15
1906-07 Mercer	W, 48-9
1906-07 Birmingham Athletic Club	L, 20-21
1907-08 Montgomery YMCA	L, 21-27
1907-08 Wake Forest	W, 38-13
1910-11 Columbus YMCA	L, 33-45
1910-11 Birmingham Athletic Club	L, 19-53
1910-11 Bessemer Athletic Club	W, 28-24
1910-11 Birmingham H.S.	L, 21-28
1910-11 Birmingham YMCA	L, 27-30
1910-11 Texas	W, 45-27
1910-11 Nashville Athletic Club	W, 36-34
1911-12 Columbus YMCA	L, 12-19
1911-12 Atlanta Athletic Club	L, 22-60
1911-12 Birmingham Athletic Club	L, 26-35
1911-12 Birmingham H.S.	W, 31-8
1911-12 Birmingham Athletic Club	L, 9-27

1911-12 Bessemer Athletic Club	L, 19-20
1/31/1917 Montgomery YMCA	W, 43-25
1917-18 Birmingham College	W, 27-24
1917-18 Birmingham College	W, 19-11
2/12/1919 Birmingham Athletic Club	L, 22-38
2/15/1919 Atlanta Athletic Club	L, 26-36
1922-23 West Point Athletic Club	W, 25-18
1922-23 Montgomery YMCA	W, 37-22
1922-23 Wofford	W, 42-19
1922-23 Clemson	L, 19-24
1922-23 Wofford	L, 19-20
1922-23 Furman	L, 22-43
1922-23 Birmingham Athletic Club	W, 31-17
1922-23 Camp Benning	W, 24-19
1922-23 Birmingham Athletic Club	L, 19-42
1/8/1924 Columbus YMCA	W, 36-19
1/12/1924 Atlanta Athletic Club	L, 22-31
1/16/1924 Camp Benning	W, 42-18
1/19/1924 Birmingham Athletic Club	W, 44-23
1/25/1924 Tulane	L, 19-32
1/26/1924 Tulane	L, 22-27
2/16/1924 Birmingham Athletic Club	L, 32-36 (OT)
2/18/1931 Camp Benning	W, 54-13
2/28/1936 Birmingham Southern	W, 41-22
2/15/1937 Clemson	W, 41-33
2/16/1937 Clemson	W, 33-26
1944-45 Gunter Field	L, 40-44
1944-45 Gunter Field	W, 52-39
1944-45 Maxwell Field	L, 41-48
1944-45 Maxwell Field	L, 31-72
1945-46 Maxwell Field	L, 41-48
1945-46 Maxwell Field	L, 35-36
1946-47 Maxwell Field	W, 65-38
1946-47 Mercer	L, 54-55
1946-47 Maxwell Field	W, 57-34
1946-47 Tulane	L, 35-66
1946-47 Mercer	L, 47-71
1947-48 Mercer	L, 46-63
1948-49 Troy	W, 69-44
1948-49 Livingston State	W, 49-44
1948-49 Georgia	W, 53-47



Record vs. Conferences

America East			
	AU:	Won	Lost
Albany (N.Y.).....		0	0
Binghamton.....		0	0
Hartford.....		0	0
Maine.....		0	0
Maryland-Baltimore County.....		0	0
UMass-Lowell.....		0	0
New Hampshire.....		0	0
Stony Brook.....		1	0
Vermont.....		0	0
TOTALS.....		1	0

American Athletic			
	AU:	Won	Lost
Cincinnati.....		0	0
Connecticut.....		1	1
East Carolina.....		0	0
Houston.....		1	6
Memphis.....		1	0
Southern Methodist.....		0	4
South Florida.....		5	1
Temple.....		12	2
Tulane.....		33	25
Tulsa.....		2	1
UCF.....		4	1
Wichita State.....		0	0
TOTALS.....		59	41

Atlantic 10			
	AU:	Won	Lost
Davidson.....		1	0
Dayton.....		0	4
Duquesne.....		2	0
Fordham.....		1	0
George Mason.....		0	0
George Washington.....		2	1
La Salle.....		1	0
Massachusetts.....		0	0
Rhode Island.....		0	1
Richmond.....		2	1
St. Bonaventure.....		0	1
Saint Joseph's (Pa.).....		2	0
St. Louis.....		1	0
Virginia Commonwealth.....		4	1
TOTALS.....		16	9

Atlantic Coast			
	AU:	Won	Lost
Boston College.....		2	2
Clemson.....		15	12
Duke.....		0	3
Florida State.....		23	8
Georgia Tech.....		53	61
Louisville.....		1	1
Miami (Fla.).....		1	1
North Carolina.....		0	4
North Carolina State.....		3	5
Notre Dame.....		0	0
Pittsburgh.....		0	2
Syracuse.....		0	1
Virginia.....		4	3
Virginia Tech.....		6	2
Wake Forest.....		4	3
TOTALS.....		112	108

Atlantic Sun			
	AU:	Won	Lost
Florida Gulf Coast.....		0	0
Jacksonville.....		3	2
Kennesaw State.....		2	0
Lipscomb.....		1	0
NJIT.....		0	0
North Florida.....		2	0
Stetson.....		3	1
USC-Upstate.....		2	0
TOTALS.....		13	3

Big 12			
	AU:	Won	Lost
Baylor.....		2	4
Iowa State.....		1	2
Kansas.....		1	0
Kansas State.....		0	1

Oklahoma.....		2	1
Oklahoma State.....		2	2
Texas.....		1	1
Texas Tech.....		2	2
TCU.....		3	1
West Virginia.....		2	2
TOTALS.....		16	16

Big East			
	AU:	Won	Lost
Butler.....		2	0
Creighton.....		1	1
DePaul.....		0	1
Georgetown.....		0	0
Marquette.....		0	2
Providence.....		1	0
St. John's.....		1	0
Seton Hall.....		0	1
Villanova.....		2	2
Xavier (Ohio).....		4	5
TOTALS.....		11	12

Big Sky			
	AU:	Won	Lost
Eastern Washington.....		0	0
Idaho.....		0	0
Idaho State.....		0	0
Montana.....		1	0
Montana State.....		0	0
North Dakota.....		0	0
Northern Arizona.....		0	0
Northern Colorado.....		0	0
Portland State.....		0	0
Sacramento State.....		0	0
Southern Utah.....		0	0
Weber State.....		1	0
TOTALS.....		2	0

Big South			
	AU:	Won	Lost
Campbell.....		0	1
Charleston Southern.....		3	0
Gardner-Webb.....		1	0
High Point.....		2	0
Liberty.....		1	0
Longwood.....		0	0
UNC-Asheville.....		2	1
Presbyterian.....		0	1
Radford.....		1	0
Winthrop.....		4	1
TOTALS.....		14	4

Big Ten			
	AU:	Won	Lost
Illinois.....		0	3
Indiana.....		0	1
Iowa.....		0	0
Maryland.....		0	0
Michigan.....		0	1
Michigan State.....		0	1
Minnesota.....		0	0
Nebraska.....		0	0
Northwestern.....		0	0
Ohio State.....		0	1
Penn State.....		0	0
Purdue.....		1	2
Rutgers.....		4	2
Wisconsin.....		0	1
TOTALS.....		5	12

Big West			
	AU:	Won	Lost
Cal Poly.....		0	0
Cal State-Fullerton.....		1	0
Cal State-Northridge.....		0	0
Hawai'i.....		2	1
Long Beach State.....		1	1
UC Davis.....		0	0
UC Irvine.....		0	0
UC Riverside.....		0	0
UC Santa Barbara.....		0	0
TOTALS.....		4	2

Colonial			
	AU:	Won	Lost
College of Charleston.....		3	0
Delaware.....		2	0
Drexel.....		0	0
Elon.....		0	0
Hofstra.....		0	0
James Madison.....		2	1
UNC Wilmington.....		1	1
Northeastern.....		0	0
Towson.....		2	0
William & Mary.....		0	1
TOTALS.....		10	3

Conference USA			
	AU:	Won	Lost
UAB.....		9	10
Charlotte.....		0	0
Florida Atlantic.....		1	0
Florida International.....		2	0
Louisiana Tech.....		5	2
Marshall.....		1	0
Middle Tennessee State.....		3	1
North Texas.....		1	0
Old Dominion.....		2	1
Rice.....		3	1
Southern Mississippi.....		14	2
Texas-San Antonio.....		0	0
UTEP.....		0	3
Western Kentucky.....		1	3
TOTALS.....		42	23

Horizon			
	AU:	Won	Lost
Cleveland State.....		0	0
Detroit.....		1	0
Illinois-Chicago.....		0	0
IUPUI.....		1	0
Northern Kentucky.....		0	0
Oakland (Mich.).....		0	0
Wisconsin-Green Bay.....		0	0
Wisconsin-Milwaukee.....		1	0
Wright State.....		0	0
Youngstown State.....		1	0
TOTALS.....		4	0

Ivy League			
	AU:	Won	Lost
Brown.....		0	0
Columbia.....		2	0
Cornell.....		0	0
Dartmouth.....		1	0
Harvard.....		0	1
Pennsylvania.....		1	0
Princeton.....		0	0
Yale.....		0	0
TOTALS.....		4	1

Metro Atlantic			
	AU:	Won	Lost
Canisius.....		0	0
Fairfield.....		0	0
Iona.....		1	1
Manhattan.....		0	0
Marist.....		0	0
Monmouth.....		0	0
Niagara.....		1	0
Quinnipiac.....		0	0
Rider.....		0	0
St. Peter's.....		0	0
Siena.....		0	0
TOTALS.....		2	1

Mid-American			
	AU:	Won	Lost
Akron.....		0	0
Ball State.....		1	1
Bowling Green.....		0	0
Buffalo.....		1	0
Central Michigan.....		0	0
Eastern Michigan.....		0	0
Kent State.....		0	0
Miami (Ohio).....		0	0
Northern Illinois.....		0	0



Record vs. Conferences

Ohio U.....	1	0
Toledo.....	0	2
Western Michigan.....	0	1
TOTALS	3	4

Mid-Eastern Athletic

AU: Won Lost		
Bethune-Cookman.....	3	0
Coppin State.....	1	0
Delaware State.....	0	0
Florida A&M.....	8	0
Hampton.....	0	0
Howard.....	0	0
Maryland-Eastern Shore.....	1	0
Morgan State.....	0	0
Norfolk State.....	1	0
North Carolina A&T.....	0	0
North Carolina Central.....	0	0
Savannah State.....	0	0
South Carolina State.....	1	0
TOTALS	15	0

Missouri Valley

AU: Won Lost		
Bradley.....	2	0
Drake.....	0	0
Evansville.....	0	0
Illinois State.....	0	0
Indiana State.....	0	0
Loyola (Ill.).....	0	0
Missouri State.....	1	1
Northern Iowa.....	0	1
Southern Illinois.....	1	0
Valparaiso.....	0	0
TOTALS	4	2

Mountain West

AU: Won Lost		
Air Force.....	1	1
Boise State.....	0	0
Colorado State.....	2	2
Fresno State.....	0	0
Nevada.....	0	0
UNLV.....	1	4
New Mexico.....	1	0
San Diego State.....	0	0
San Jose State.....	1	0
Utah State.....	0	0
Wyoming.....	1	0
TOTALS	7	7

Northeast

AU: Won Lost		
Bryant University.....	0	0
Central Connecticut State.....	0	0
Fairleigh Dickinson.....	1	0
Long Island U.....	0	0
Mount St. Mary's.....	1	0
Robert Morris.....	1	0
Sacred Heart.....	0	0
St. Francis (N.Y.).....	0	0
St. Francis (Pa.).....	0	0
Wagner.....	0	0
TOTALS	3	0

Ohio Valley

AU: Won Lost		
Austin Peay.....	4	0
Belmont.....	2	0
Eastern Illinois.....	1	0
Eastern Kentucky.....	4	1
Jacksonville State.....	13	0
Morehead State.....	0	0
Murray State.....	3	1
SIU-Edwardsville.....	1	0
Southeast Missouri State.....	0	0
Tennessee State.....	1	0
Tennessee Tech.....	4	1
UT Martin.....	2	0
TOTALS	35	3

Pacific-12

AU: Won Lost		
Arizona.....	1	0
Arizona State.....	0	0
California.....	0	0
Colorado.....	0	3
Oregon.....	1	0
Oregon State.....	1	0
Southern Cal.....	0	2
Stanford.....	0	1
UCLA.....	0	0
Utah.....	1	0
Washington.....	0	1
Washington State.....	0	0
TOTALS	4	7

Patriot League

AU: Won Lost		
American.....	0	0
Army.....	0	0
Boston U.....	0	0
Bucknell.....	0	0
Colgate.....	0	0
Holy Cross.....	0	0
Lafayette.....	0	0
Lehigh.....	0	0
Loyola (Md.).....	0	0
Navy.....	5	1
TOTALS	5	1

Southeastern

AU: Won Lost		
Alabama.....	61	94
Arkansas.....	17	33
Florida.....	87	78
Georgia.....	91	94
Kentucky.....	18	92
LSU.....	68	85
Mississippi State.....	75	69
Missouri.....	3	5
Ole Miss.....	73	60
South Carolina.....	23	17
Tennessee.....	38	78
Texas A&M.....	4	9
Vanderbilt.....	51	89
TOTALS	609	803

Southern

AU: Won Lost		
The Citadel.....	1	1
Chattanooga.....	2	2
East Tennessee State.....	1	0
Furman.....	4	1
Mercer.....	17	16
North Carolina-Greensboro.....	0	0
Samford.....	22	2
Virginia Military Institute.....	0	2
Western Carolina.....	4	0
Wofford.....	6	2
TOTALS	57	26

Southland

AU: Won Lost		
Abilene Christian.....	0	0
Central Arkansas.....	0	0
Houston Baptist.....	0	0
Incarnate Word.....	0	0
Lamar.....	1	0
McNeese State.....	3	0
New Orleans.....	1	0
Nicholls State.....	5	1
Northwestern (La.) State.....	1	1
Sam Houston State.....	0	1
Southeastern Louisiana.....	4	0
Stephen F. Austin.....	0	0
Texas A&M-Corpus Christi.....	1	0
TOTALS	16	3

Southwestern Athletic

AU: Won Lost		
Alabama A&M.....	3	0
Alabama State.....	5	0
Alcorn State.....	0	0

Arkansas-Pine Bluff.....	5	0
Grambling State.....	5	0
Jackson State.....	1	0
Mississippi Valley State.....	0	0
Prairie View A&M.....	0	0
Southern (Baton Rouge).....	1	0
Texas Southern.....	3	0
TOTALS	23	0

Summit League

AU: Won Lost		
Denver.....	1	0
IPFW.....	1	0
Nebraska-Omaha.....	0	0
North Dakota State.....	0	0
Oral Roberts.....	1	1
South Dakota.....	0	0
South Dakota State.....	0	0
Western Illinois.....	0	0
TOTALS	3	1

Sun Belt

AU: Won Lost		
Appalachian State.....	1	0
Arkansas-Little Rock.....	1	0
Arkansas State.....	0	1
Coastal Carolina.....	3	1
Georgia Southern.....	7	0
Georgia State.....	6	1
Louisiana-Lafayette.....	6	3
Louisiana-Monroe.....	3	0
South Alabama.....	5	4
Texas-Arlington.....	0	0
Texas State.....	0	0
Troy.....	10	1
TOTALS	42	11

West Coast

AU: Won Lost		
Brigham Young.....	1	0
Gonzaga.....	0	0
Loyola Marymount.....	0	0
Pacific.....	0	0
Pepperdine.....	1	1
Portland.....	0	0
St. Mary's (Calif.).....	0	0
San Diego.....	1	0
San Francisco.....	0	0
Santa Clara.....	0	0
TOTALS	3	1

Western Athletic

AU: Won Lost		
Cal State Bakersfield.....	0	0
Chicago State.....	0	0
Grand Canyon.....	0	0
UMKC.....	0	0
New Mexico State.....	0	0
Seattle.....	0	0
UT Rio Grande Valley.....	1	0
Utah Valley.....	0	0
TOTALS	1	0

NOTE: All conferences based on current alignment



Year-by-Year Record

Year	Coach	Overall				Pct.	Won	SEC Lost	Pct.	Finish
		Won	Lost	Tied	Pct.					
1905-06	Mike Donahue	5	1	1	.786					
1906-07	Mike Donahue	4	2		.667					
1907-08	Mike Donahue	6	5		.545					
1908-09	Mike Donahue	4	3		.571					
1909-10	Mike Donahue	11	6		.647					
1910-11	Mike Donahue	3	5		.375					
1911-12	Mike Donahue	2	6		.250					
1912-13	Mike Donahue	6	9		.400					
1913-14	Mike Donahue	3	10		.231					
1914-15	Mike Donahue	3	5		.375					
1915-16	Mike Donahue	3	5		.375					
1916-17	Mike Donahue	2	2		.500					
1917-18	Mike Donahue	2	3		.400					
1918-19	Mike Donahue	4	3		.571					
1919-20	Mike Donahue	11	7		.611					
1920-21	Mike Donahue	5	8		.385					
1921-22	Wilbur Hutsell	5	8		.385					
1922-23	Wilbur Hutsell	7	7		.500					
1923-24	Wilbur Hutsell	4	9		.308					
1924-25	Herb Bunker	3	11		.214					
1925-26	Mike Papke	5	10		.333					
1926-27	Mike Papke	13	6		.684					
1927-28	Mike Papke	20	2		.909					
1928-29	George Bohler	6	15		.286					
1929-30	Hal Lee	1	10		.091					
1930-31	Sam McAllister	9	6		.600					
1931-32	Sam McAllister	12	3		.800					
1932-33	Sam McAllister	4	9		.308	4	7	.364	9th	
1933-34	Ralph Jordan	2	11		.154	2	9	.182	12th	
1934-35	Ralph Jordan	4	13		.235	3	9	.250	11th	
1935-36	Ralph Jordan	10	7		.588	7	4	.636	5th	
1936-37	Ralph Jordan	11	4		.733	7	4	.636	4th	
1937-38	Ralph Jordan	14	5		.737	6	3	.667	4th	
1938-39	Ralph Jordan	16	6		.727	8	4	.667	5th	
1939-40	Ralph Jordan	7	10		.412	6	7	.462	8th	
1940-41	Ralph Jordan	13	6		.684	6	5	.545	7th	
1941-42	Ralph Jordan	11	6		.647	9	5	.643	5th	
1942-43	Bob Evans	1	14		.067	1	12	.083	11th	
1943-44				No Team						
1944-45	Bob Evans	3	14		.176	2	6	.250	9th	
1945-46	Ralph Jordan	7	9		.438	7	6	.538	5th	
1946-47	V.J. Edney	3	18		.143	1	15	.063	12th	
1947-48	Danny Doyle	12	10		.545	7	7	.500	4th	
1948-49	Danny Doyle	9	15		.375	5	11	.313	10th	
1949-50	Joel Eaves	17	7		.708	12	6	.667	3rd	
1950-51	Joel Eaves	12	10		.545	6	8	.429	5th	
1951-52	Joel Eaves	14	12		.538	6	8	.429	9th	
1952-53	Joel Eaves	13	8		.619	6	7	.462	5th	
1953-54	Joel Eaves	16	8		.667	8	6	.571	5th	
1954-55	Joel Eaves	11	9		.550	6	8	.429	8th	
1955-56	Joel Eaves	11	10		.523	8	6	.571	4th	
1956-57	Joel Eaves	13	8		.619	8	6	.571	6th	
1957-58	Joel Eaves	16	6		.727	11	3	.786	2nd	
1958-59	Joel Eaves	20	2		.909	12	2	.857	2nd	
1959-60	Joel Eaves	19	3		.864	12	2	.857	SEC Champs	
1960-61	Joel Eaves	15	7		.682	8	6	.571	5th	
1961-62	Joel Eaves	18	6		.750	11	3	.786	3rd	
1962-63	Joel Eaves	18	4		.818	10	4	.714	2nd	
1963-64	Bill Lynn	11	12		.478	6	8	.429	10th	
1964-65	Bill Lynn	16	9		.640	11	5	.688	3rd	
1965-66	Bill Lynn	16	10		.615	8	8	.500	7th	
1966-67	Bill Lynn	17	8		.680	12	6	.667	4th	
1967-68	Bill Lynn	13	13		.500	8	10	.444	6th	
1968-69	Bill Lynn	15	10		.600	10	8	.556	4th	
1969-70	Bill Lynn	15	11		.577	11	7	.611	3rd	
1970-71	Bill Lynn	11	15		.423	8	10	.445	6th	
1971-72	Bill Lynn	10	16		.385	6	12	.333	7th	
1972-73	Bill Lynn	6	20		.222	4	14	.222	9th	



Year-by-Year Record

Year	Coach	Overall			Won	SEC		Finish
		Won	Lost	Pct.		Lost	Pct.	
1973-74	Bob Davis	10	16	.385	5	13	.278	9th
1974-75	Bob Davis	18	8	.692	12	6	.667	3rd
1975-76	Bob Davis	16	10	.615	11	7	.611	4th
1976-77	Bob Davis	13	13	.500	6	12	.333	7th
1977-78	Bob Davis	13	14	.481	8	10	.444	5th
1978-79	Sonny Smith	13	16	.448	5	13	.278	9th
1979-80	Sonny Smith	10	18	.357	5	13	.278	9th
1980-81	Sonny Smith	11	16	.407	4	14	.222	9th
1981-82	Sonny Smith	14	14	.500	7	11	.389	7th
1982-83	Sonny Smith	15	13	.536	8	10	.444	8th
1983-84	Sonny Smith	20	11	.645	12	6	.667	2nd
1984-85	Sonny Smith	22	12	.647	8	10	.444	7th
1985-86	Sonny Smith	22	11	.667	13	5	.722	2nd
1986-87	Sonny Smith	18	13	.581	9	9	.500	5th
1987-88	Sonny Smith	19	11	.633	11	7	.611	2nd
1988-89	Sonny Smith	9	19	.321	2	16	.111	10th
1989-90	Tommy Joe Eagles	13	18	.419	8	10	.444	6th
1990-91	Tommy Joe Eagles	13	16	.448	5	13	.278	7th
1991-92	Tommy Joe Eagles	12	15	.444	5	11	.313	5th-Western
1992-93	Tommy Joe Eagles	15	12	.556	8	8	.500	3rd-Western
1993-94	Tommy Joe Eagles	11	17	.393	3	13	.188	6th-Western
1994-95	Cliff Ellis	16	13	.552	7	9	.438	4th-Western
1995-96	Cliff Ellis	19	13	.594	6	10	.375	t-4th-Western
1996-97	Cliff Ellis	16	15	.516	6	10	.375	t-3rd-Western
1997-98	Cliff Ellis	16	14	.533	7	9	.438	3rd-Western
1998-99	Cliff Ellis	29	4	.879	14	2	.875	SEC Champs
1999-2000	Cliff Ellis	24	10	.706	9	7	.563	2nd-Western
2000-01	Cliff Ellis	18	14	.563	7	9	.438	t-4th-Western
2001-02	Cliff Ellis	12	16	.429	4	12	.250	6th-Western
2002-03	Cliff Ellis	22	12	.647	8	8	.500	t-2nd-Western
2003-04	Cliff Ellis	14	14	.500	5	11	.313	t-4th-Western
2004-05	Jeff Lebo	14	17	.452	4	12	.250	t-5th-Western
2005-06	Jeff Lebo	12	16	.429	4	12	.250	t-5th-Western
2006-07	Jeff Lebo	17	15	.531	7	9	.438	t-3rd-Western
2007-08	Jeff Lebo	14	16	.467	4	12	.250	6th-Western
2008-09	Jeff Lebo	24	12	.667	10	6	.625	2nd-Western
2009-10	Jeff Lebo	15	17	.469	6	10	.375	t-4th-Western
2010-11	Tony Barbee	11	20	.355	4	12	.250	5th-Western
2011-12	Tony Barbee	15	16	.484	5	11	.313	t-10th
2012-13	Tony Barbee	9	23	.281	3	15	.167	14th
2013-14	Tony Barbee	14	16	.467	6	12	.333	12th
2014-15	Bruce Pearl	15	20	.429	4	14	.222	13th
2015-16	Bruce Pearl	11	20	.355	5	13	.278	13th
2016-17	Bruce Pearl	18	14	.563	7	11	.389	11th

Coaching Records

Years	Coach	Seasons	Overall			Pct.	SEC		Pct.
			Won	Lost	Tied		Won	Lost	
1905-06 to 1920-21	Mike Donahue	16	74	80	1	.481			
1921-22 to 1923-24	Wilbur Hutsell	3	16	24		.421			
1924-25	Herb Bunker	1	3	11		.214			
1925-26 to 1927-28	Mike Papke	3	38	18		.679			
1928-29	George Bohler	1	6	15		.286			
1929-30	Hal Lee	1	1	10		.091			
1930-31 to 1932-33	Sam McAllister	3	25	18		.581	4	7	
1933-34 to 1941-42, 1945-46	Ralph Jordan	10	95	77		.552	61	56	
1942-43, 1944-45	Bob Evans	2	4	28		.125	3	18	
1946-47	V.J. Edney	1	3	18		.143	1	15	
1947-48 to 1948-49	Danny Doyle	2	21	25		.457	12	18	
1949-50 to 1962-63	Joel Eaves	14	213	100		.681	124	75	
1963-64 to 1972-73	Bill Lynn	10	130	124		.512	84	88	
1973-74 to 1977-78	Bob Davis	5	70	61		.534	42	48	
1978	Paul Lambert	2 months							
1978-79 to 1988-89	Sonny Smith	11	173	154		.529	84	114	
1989-90 to 1993-94	Tommy Joe Eagles	5	64	78		.451	29	55	
1994-95 to 2003-04	Cliff Ellis	10	186	125		.598	73	87	
2004-05 to 2009-10	Jeff Lebo	6	96	93		.508	35	61	
2010-11 to 2013-14	Tony Barbee	4	49	75		.395	18	50	
2014-15 to Present	Bruce Pearl	3	44	54		.449	16	38	
Totals		111 (83 SEC)	1311	1188	1	.525	586	730	



Tournament Participation By Tournament

ALL COLLEGE CLASSIC (2-4)

1967— Auburn 65, Arkansas 58
Oklahoma City 78, Auburn 68
Auburn 76, Virginia Tech 61
1948— Baylor 59, Auburn 44
Colorado A&M 46, Auburn 41
SMU 59, Auburn 41

BANK ONE FIESTA BOWL BASKETBALL CLASSIC (1-1)

1993— Michigan 102, Auburn 81
Auburn 81, Fordham 60

BAYOU CLASSIC (1-1)

1979—Auburn 74, Cal. St.-Long Beach 69
SW Louisiana 92, Auburn 75

BIG APPLE NIT (0-1)

1985—West Virginia 75, Auburn 58

BIG ISLAND INVITATIONAL (1-2)

1996— Colorado 78, Auburn 72 (ot)
Auburn 98, Hawaii-Hilo 92 (ot)
Texas Christian 86, Auburn 66

BIG SUN TOURNAMENT (2-0)

1978— Auburn 78, Oklahoma 70
Auburn 63, Navy 57

BIRMINGHAM CLASSIC (8-2)

1961— Auburn 67, LSU 50
Auburn 77, VPI 63
1960— Auburn 76, VPI 73
Auburn 74, Alabama 62
1959— Navy 68, Auburn 61
Auburn 59, Alabama 52
1958— Auburn 70, Wyoming 47
Auburn 79, Alabama 60
1957— Auburn 75, TCU 63
Miss. State 52, Auburn 37

BLADE GLASS CLASSIC (1-1)

1980— Air Force 48, Auburn 46 (ot)
Auburn 63, Columbia 55

BLUE ANGELS CLASSIC (2-2)

1991— Auburn 93, Slippery Rock 66
South Alabama 107, Auburn 87
1989— Auburn 75, Navy 61
Southern Miss 84, Auburn 73

BLUEBONNET BOWL TOURNAMENT (1-1)

1964— Houston 50, Auburn 48
Auburn 94, Rice 71

BLUE GRAY TOURNAMENT (2-2)

1955— Texas 83, Auburn 76
Eastern Kentucky 93, Auburn 71
1954— Auburn 91, Washington & Lee 81
Auburn 73, Tennessee 64

CANCUN CHALLENGE (3-1)

2016—Auburn 83, Georgia State 65
Auburn 85, Eastern Kentucky 64
Auburn 67, Texas Tech 65
#17 Purdue 96, Auburn 71

CAPITAL CITY CLASSIC (3-1)

1995— Auburn 92, Norfolk State 56
Auburn 84, Florida A&M 54
1994— Auburn 83, Florida A&M 70
Kansas State 78, Auburn 75

CARDINAL VARSITY CLUB CLASSIC (1-1)

1994— Auburn 77, Georgia Southern 45
Ball State 82, Auburn 74

CAROLINA INVITATIONAL (1-2)

1951— Auburn 66, Davidson 59
Georgia Tech 79, Auburn 62
South Carolina 70, Auburn 67

CAROUSEL TOURNAMENT (2-1)

1956— Auburn 89, Clemson 64
Auburn 66, St. Joseph's 64
Wake Forest 58, Auburn 48

CHARLESTON CLASSIC (1-3)

2012— Murray State 79, Auburn 59
Auburn 55, Col. of Charleston 51
Dayton 73, Auburn 63
Boston College 50, Auburn 49

COLONIAL CLASSIC (1-1)

1983— Auburn 78, Youngstown State 52
South Alabama 95, Auburn 73

COTTON STATES CLASSIC (1-1)

1987— Auburn 65, Villanova 64
Georgia Tech 83, Auburn 72

COUGAR CLASSIC (1-1)

1997— Pepperdine 62, Auburn 55
Auburn 63, Weber State 58

DR. PEPPER CLASSIC (1-1)

1991— Auburn 104, Eastern Kentucky 92
Tenn.-Chattanooga 87, Auburn 75

DR. PEPPER INVITATIONAL (2-0)

1995— Auburn 63, Liberty 58
Auburn 83, Baylor 64

ENERGIA SYSTEMS THANKSGIVING TOURNAMENT (2-1)

2000— Auburn 89, Robert Morris 71
Toledo 95, Auburn 90 (2ot)
Auburn 80, Providence 69

ESPN COLLEGE HOOPS TIP-OFF MARATHON (0-2)

2014— Colorado 90, Auburn 59
2015— Colorado 91, Auburn 84

GATOR BOWL TOURNAMENT (1-1)

1983— Wake Forest 76, Auburn 67
Auburn 95, Villanova 83

GREAT ALASKA SHOOTOUT (0-3)

1989— Michigan State 92, Auburn 79
Connecticut 95, Auburn 81
Alaska-Anchorage 109, Auburn 94

HAWAIIAN AIRLINES DIAMOND HEAD CLASSIC (2-4)

2015— Auburn 83, New Mexico 78
Harvard 69, Auburn 51
Hawai'i 79, Auburn 67
2011— Auburn 65, Hawai'i 62
Long Beach State 64, Auburn 48
UTEP 83, Auburn 76

HOUSTON CLASSIC (0-2)

1961— Texas A&M 62, Auburn 50
Houston 54, Auburn 49

ILLINI CLASSIC (1-1)

1987— Auburn 70, San Jose State 65
Illinois 107, Auburn 103 (ot)

IPTAY TOURNAMENT (0-2)

1973— Clemson 87, Auburn 72
Jacksonville 90, Auburn 78

IRON DUKE CLASSIC (0-2)

1981— William & Mary 58, Auburn 48
Duke 72, Auburn 71

KRYSTAL CLASSIC (1-1)

1984— VCU 78, Auburn 59
Auburn 95, Delaware 63

LOUISVILLE CLASSIC (1-1)

1976— Creighton 81, Auburn 76

Auburn 78, Rutgers 75

MARSHALL MEMORIAL INV. (2-0)

1977— Auburn 66, Southern Illinois 65
Auburn 112, Oklahoma State 94

MEMPHIS INVITATIONAL (1-1)

1953— Auburn 78, Memphis State 64
Ole Miss 65, Auburn 55

MGM GRAND MAIN EVENT (1-1)

2014— Tulsa 53, Auburn 35
Auburn 71, Oregon State 69

MOBILE CLASSIC (4-0)

1968— Auburn 73, Southern Miss 70
Auburn 75, Xavier 73
1966— Auburn 67, Florida State 59
Auburn 80, TCU 79

OLD DOMINION TOURNAMENT (1-1)

1970— Auburn 86, Xavier 73
Old Dominion 89, Auburn 76

PILLSBURY CLASSIC (1-1)

1974— Clemson 63, Auburn 59
Auburn 73, Navy 69

POINSETTIA TOURNAMENT (2-2)

1971— Auburn 103, Furman 78
Clemson 77, Auburn 67
1964— Clemson 77, Auburn 65
Auburn 107, Furman 86

PUERTO RICO SHOOTOUT (3-0)

1995— Auburn 70, La Salle 60
Auburn 82, James Madison 71
Auburn 82, #13 Louisville 78

RED LOBSTER CLASSIC (3-1)

1988— Villanova 84, Auburn 83
Auburn 95, Central Florida 68
1985— Auburn 78, Central Florida 49
Auburn 89, Boston College 85

SAN JUAN SHOOTOUT (8-1)

2004— Auburn 74, Delaware 46
Auburn 79, Middle Tenn. State 74
Toledo 68, Auburn 65
2002— AU 94, Puerto Rico-Mayaguez 64
Auburn 63, Denver 58
Auburn 94, Troy State 66
1999— #6 AU 109, P.R.-Mayaguez 52
#6 Auburn 73, Virginia Tech 63
#6 Auburn 87, Pepperdine 76

SEC-BIG EAST CHALLENGE (0-4)

2007— West Virginia 88, Auburn 59
2010— Rutgers 63, Auburn 54
2011— Seton Hall 81, Auburn 59
2012— DePaul 80, Auburn 76

SEC-BIG 12 CHALLENGE (1-1)

2013— #17 Iowa State 99, Auburn 70
2014— Texas Tech 46, Auburn 44
2016— Oklahoma State 74, Auburn 63

SHOW ME CLASSIC (0-2)

1979— Arkansas State 69, Auburn 62
George Washington 71, Auburn 60

SOUTH PADRE ISLAND INVITATIONAL (2-2)

2006— Auburn 95, Winston-Salem St. 62
Auburn 64, East Tenn. State 58
Oklahoma State 66, Auburn 65
#7 Wisconsin 77, Auburn 63

SUGAR BOWL TOURNAMENT (4-6)

1990— Villanova 88, Auburn 71
Auburn 84, Tulane 71
1977— Southern Cal 85, Auburn 74
Temple 74, Auburn 73

1965— Dayton 85, Auburn 71

Houston 89, Auburn 76
1963— Duke 84, Auburn 67
Auburn 62, Loyola (N.O.) 52
1962— Auburn 64, Xavier 57
Auburn 71, Houston 69

SUN BOWL CLASSIC (3-3)

1986— Auburn 89, Iowa State 87
UTEP 87, Auburn 82
1975— SMU 87, Auburn 85 (ot)
Auburn 92, Tulsa 74
1973— UTEP 68, Auburn 56
Auburn 88, Lamar 78

TAMPA INVITATIONAL (3-1)

1967— St. Bonaventure 77, Auburn 73
Auburn 70, Rutgers 62
1965— Auburn 76, Columbia 75 (ot)
Auburn 59, Florida State 58

TROJAN CLASSIC (0-2)

1972— Southern Cal 73, Auburn 66
Western Kentucky 87, Auburn 72

UNITED AIRLINES TIP-OFF CLASSIC (2-0)

1998— Auburn 70, Rutgers 55
Auburn 84, Hawaii 57

USAIR EAST COAST CLASSIC (1-1)

1992— Auburn 65, Louisiana Tech 45
UNC-Wilmington 91, Auburn 80

UTAH HILTON CLASSIC (2-0)

1982— Auburn 69, Cal State-Fullerton 60
Auburn 71, Utah 62

VANDERBILT CLASSIC (2-0)

1969— Auburn 70, St. Louis 66
Auburn 85, Dartmouth 76

VOLUNTEER INVITATIONAL (0-2)

1966— Tennessee 73, Auburn 49
Miami (Fla.) 87, Auburn 73

WENDY'S CLASSIC (1-1)

1985— Auburn 80, Kentucky Wesleyan 71
Western Kentucky 71, Auburn 58



Tournament Participation By Year

2016

Cancun Classic in Cancun, Mexico
 Nov. 14—Auburn 83, Georgia State 65
 Nov. 17—Auburn 85, Eastern Kentucky 64
 Nov. 22—Auburn 67, Texas Tech 65
 Nov. 23—#17 Purdue 96, Auburn 71

2015

Hawaiian Airlines Diamond Head Classic in Honolulu, Hawai'i
 Dec. 22—Auburn 83, New Mexico 78
 Dec. 23—Harvard 69, Auburn 51
 Dec. 25—Hawai'i 79, Auburn 67

2014

MGM Grand Main Event in Las Vegas, Nev.
 Nov. 24—Tulsa 53, Auburn 35
 Nov. 26—Auburn 71, Oregon State 69

2012

Charleston Classic in Charleston, S.C.
 Nov. 15—Murray State 79, Auburn 59
 Nov. 16—Auburn 55, Col. of Charleston 51
 Nov. 18—Dayton 73, Auburn 63
 Nov. 21—Boston College 50, Auburn 49*
 (*Finale was in Chestnut Hill, Mass.)

2011

Hawaiian Airlines Diamond Head Classic in Honolulu, Hawai'i
 Dec. 22—Auburn 65, Hawai'i 62
 Dec. 23—Long Beach State 64, Auburn 43
 Dec. 25—UTEP 83, Auburn 76

2004

San Juan Shootout in Carolina, P.R.
 Dec. 20—Auburn 74, Delaware 46
 Dec. 21—Auburn 79, Middle Tenn. State 74
 Dec. 22—Toledo 68, Auburn 65
 (Auburn crowned as Champions via tiebreaker)

2006

South Padre Island Invitational in South Padre Island, Texas and Auburn, Ala.
 Nov. 17—Auburn 95, Winston-Salem 62
 Nov. 19—Auburn 64, East Tenn. State 58
 Nov. 24—Oklahoma State 66, Auburn 65
 Nov. 25—Wisconsin 77, Auburn 63

2002

San Juan Shootout in Caguas, P.R.
 Dec. 20—Auburn 94, Puerto Rico-Mayaguez 64
 Dec. 21—Auburn 63, Denver 58
 Dec. 22—Auburn 94, Troy State 66 (Champs)

2000

Energia Systems Thanksgiving Tour. in Kansas City, Mo.
 Nov. 24—Auburn 89, Robert Morris 71
 Nov. 25—Toledo 95, Auburn 90 (2OT)
 Nov. 26—Auburn 80, Providence 69

1999

San Juan Shootout in San Juan, P.R.
 Dec. 20—#6 Auburn 109, P.R.-Mayaguez 52
 Dec. 21—#6 Auburn 73, Virginia Tech 63
 Dec. 22—#6 Auburn 87, Pepperdine 76 (Champs)

1998

United Airlines Tip-Off Classic in Honolulu, HI
 Nov. 27—Auburn 70, Rutgers 55
 Nov. 28—Auburn 84, Hawaii 57 (Champions)

1997

Cougar Classic in Provo, Utah
 Dec. 12—Pepperdine 62, Auburn 55
 Dec. 13—Auburn 63, Weber State 58

1996

Big Island Invitational in Hilo, Hawaii

Nov. 29—Colorado 78, Auburn 72 (OT)
 Nov. 30—Auburn 98, Hawaii-Hilo 92 (OT)
 Dec. 1—Texas Christian 86, Auburn 66

1995

Puerto Rico Shootout in Bayamon, P.R.
 Nov. 24—Auburn 70, La Salle 60
 Nov. 25—Auburn 82, James Madison 71
 Nov. 26—Auburn 82, #13 Louisville 78
 (Champions)

Dr. Pepper Invitational in Waco, Texas
 Dec. 8—Auburn 63, Liberty 58
 Dec. 9—Auburn 83, Baylor 64 (Champions)

Capital City Classic in Tallahassee, Fla.
 Dec. 29—Auburn 92, Norfolk State 56
 Dec. 30—Auburn 84, Florida A&M 54 (Champs)

1994

Cardinal Varsity Club Classic in Muncie, Ind.
 Dec. 2—Auburn 77, Georgia Southern 45
 Dec. 3—Ball State 82, Auburn 74

Capital City Classic in Tallahassee, Fla.
 Dec. 29—Auburn 83, Florida A&M 70
 Dec. 30—Kansas State 78, Auburn 75

1993

Bank One Fiesta Bowl Basketball Classic in Tucson, Ariz.
 Dec. 28—#7 Michigan 102, Auburn 81
 Dec. 30—Auburn 81, Fordham 60

1992

USAir East Coast Classic in Wilmington, N.C.
 Dec. 18—Auburn 65, Louisiana Tech 45
 Dec. 19—UNC-Wilmington 91, Auburn 80

1991

Blue Angels Classic in Pensacola, Fla.
 Dec. 20—Auburn 93, Slippery Rock 66
 Dec. 21—South Alabama 107, Auburn 87

Dr. Pepper Classic in Chattanooga, Tenn.
 Dec. 28—Auburn 104, Eastern Kentucky 92
 Dec. 29—Tenn.-Chattanooga 87, Auburn 75

1990

USF&G Sugar Bowl Tourney in New Orleans, La.
 Dec. 27—Villanova 88, Auburn 71
 Dec. 28—Auburn 84, Tulane 71

1989

Great Alaska Shootout in Anchorage, Alaska
 Nov. 24—Michigan State 92, Auburn 79
 Nov. 25—Connecticut 95, Auburn 81
 Nov. 26—Alaska-Anchorage 109, Auburn 94

Blue Angels Classic in Pensacola, Fla.
 Dec. 28—Auburn 75, Navy 61
 Dec. 29—Southern Miss 84, Auburn 73

1988

Red Lobster Classic in Orlando, Fla.
 Dec. 28—Villanova 84, Auburn 83
 Dec. 29—Auburn 95, Central Florida 68

1987

Illini Classic in Champaign, Ill.
 Dec. 11—Auburn 70, San Jose State 65
 Dec. 12—Illinois 107, Auburn 103 (OT)

Cotton States Classic in Atlanta, Ga.
 Dec. 29—Auburn 65, Villanova 64
 Dec. 30—Georgia Tech 83, Auburn 72

1986

Sun Bowl Classic in El Paso, Texas
 Dec. 28—#5 Auburn 89, Iowa State 87
 Dec. 29—UTEP 87, Auburn 82

1985

Big Apple NIT in Hartford, Conn.
 Nov. 22—West Virginia 75, #10 Auburn 58

Wendy's Classic in Bowling Green, Ky.
 Dec. 6—Auburn 80, Kentucky Wesleyan 71
 Dec. 7—Western Kentucky 71, Auburn 58

Red Lobster Classic in Orlando, Fla.
 Dec. 22—Auburn 78, Central Florida 49
 Dec. 23—Auburn 89, Boston College 85
 (Champions)

1984

Krystal Classic in Chattanooga, Tenn.
 Dec. 21—VCU 78, Auburn 59
 Dec. 22—Auburn 95, Delaware 63

1983

Colonial Classic in Mobile, Ala.
 Dec. 8—Auburn 78, Youngstown State 52
 Dec. 9—South Alabama 95, Auburn 73

Gator Bowl Tournament in Jacksonville, Fla.
 Dec. 27—#10 Wake Forest 76, Auburn 67
 Dec. 28—Auburn 95, Villanova 83

1982

Utah-Hilton Classic in Salt Lake City, Utah
 Dec. 28—Auburn 69, Cal State-Fullerton 60
 Dec. 29—Auburn 71, Utah 62 (Champs)

1981

Iron Duke Classic in Durham, N.C.
 Dec. 29—William & Mary 58, Auburn 48
 Dec. 30—Duke 72, Auburn 71

1980

Blade-Glass Classic in Toledo, Ohio
 Dec. 29—Air Force 48, Auburn 46 (OT)
 Dec. 30—Auburn 63, Columbia 55

1979

Show Me Classic in Columbia, Mo.
 Dec. 7—Arkansas State 69, Auburn 62
 Dec. 8—George Washington 71, Auburn 60

Bayou Classic in Lafayette, La.
 Dec. 21—Auburn 74, Cal St.-Long Beach 69
 Dec. 22—Southwestern La. 92, Auburn 75

1978

Big Sun Tournament in St. Petersburg, Fla.
 Dec. 15—Auburn 78, Oklahoma 70
 Dec. 16—Auburn 63, Navy 57 (Champions)

1977

Marshall Memorial Inv. in Huntington, W. Va.
 Dec. 10—Auburn 66, Southern Illinois 65
 Dec. 11—Auburn 112, Oklahoma St. 94
 (Champions)

Sugar Bowl Tournament in New Orleans, La.
 Dec. 29—Southern Cal 85, Auburn 74
 Dec. 30—Temple 74, Auburn 73

1976

Louisville Classic in Louisville, Ky.
 Dec. 28—Creighton 81, #20 Auburn 76
 Dec. 29—#20 Auburn 78, Rutgers 75

1975

Sun Carnival in El Paso, Texas
 Dec. 19—SMU 87, #17 Auburn 85 (OT)
 Dec. 20—#17 Auburn 92, Tulsa 74

1974

Pillsbury Classic in Minneapolis, Minn.
 Dec. 27—Clemson 63, Auburn 59
 Dec. 28—Auburn 73, Navy 69

1973

IPTAY Tournament in Clemson, S.C.



Tournament Participation By Year

Nov. 30—Clemson 87, Auburn 72
Dec. 1—#17 Jacksonville 90, Auburn 78

Sun Carnival in El Paso, Texas
Dec. 21—Texas-El Paso 68, Auburn 56
Dec. 22—Auburn 88, Lamar 78

1972

Trojan Classic in Los Angeles, Calif.
Dec. 15—Southern Cal 73, Auburn 66
Dec. 16—Western Kentucky 87, Auburn 72

1971

Poinsettia Tournament in Greenville, S.C.
Dec. 29—Auburn 103, Furman 78
Dec. 30—Clemson 77, Auburn 67

1970

Old Dominion Tournament in Norfolk, Va.
Dec. 29—Auburn 86, Xavier 73
Dec. 30—Old Dominion 89, Auburn 76\

1969

Vanderbilt Classic in Nashville, Tenn.
Dec. 19—Auburn 70, St. Louis 66
Dec. 20—Auburn 85, Dartmouth 76 (Champs)

1968

Mobile Classic in Mobile, Ala.
Dec. 27—Auburn 73, Southern Miss 70
Dec. 28—Auburn 75, Xavier 73 (Champions)

1967

Tampa Invitational in Tampa, Fla.
Dec. 18—St. Bonaventure 77, Auburn 73
Dec. 19—Auburn 70, Rutgers 62

All-College Classic in Oklahoma City, Okla.
Dec. 27—Auburn 65, Arkansas 58
Dec. 28—Oklahoma City 78, Auburn 68
Dec. 29—Auburn 76, Virginia Tech 61

1966

Volunteer Invitational in Knoxville, Tenn.
Dec. 16—Tennessee 73, Auburn 49
Dec. 17—Miami (Fla.) 87, Auburn 73

Mobile Classic in Mobile, Ala.
Dec. 27—Auburn 67, Florida State 59
Dec. 28—Auburn 80, TCU 79 (Champs)

1945

Tampa Invitational in Tampa, Fla.
Dec. 20—Auburn 76, Columbia 75 (OT)
Dec. 21—Auburn 59, Florida State 58 (Champs)

Sugar Bowl Tournament in New Orleans, La.
Dec. 29—Dayton 85, Auburn 71
Dec. 30—Houston 89, Auburn 76

1964

Bluebonnet Bowl Tournament in Houston, Texas
Dec. 15—Houston 50, Auburn 48
Dec. 17—Auburn 94, Rice 71

Poinsettia Classic in Greenville, S.C.
Dec. 27—Clemson 77, Auburn 65
Dec. 29—Auburn 107, Furman 86

1963

Sugar Bowl Tournament in New Orleans, La.
Dec. 30—Duke 84, Auburn 67
Dec. 31—Auburn 62, Loyola (N.O.) 52

1962

Sugar Bowl Tournament in New Orleans, La.
Dec. 28—Auburn 64, Xavier 57
Dec. 29—Auburn 71, Houston 69 (OT)
(Champions)

1961

Birmingham Classic in Birmingham, Ala.
Dec. 15—Auburn 67, LSU 50

Dec. 16—Auburn 77, VPI 63 (Champions)

Houston Classic in Houston, Texas
Dec. 22—Texas A&M 62, Auburn 50
Dec. 23—Houston 54, Auburn 49

1960

Birmingham Classic in Birmingham, Ala.
Dec. 16—#11 Auburn 76, VPI 73
Dec. 17—#11 Auburn 74, Alabama 62 (Champs)

1959

Birmingham Classic in Birmingham, Ala.
Dec. 18—Navy 68, Auburn 61
Dec. 19—Auburn 59, Alabama 52

1958

Birmingham Classic in Birmingham, Ala.
Dec. 19—#13 Auburn 70, Wyoming 47
Dec. 20—#13 Auburn 79, Alabama 60 (Champs)

1957

Birmingham Classic in Birmingham, Ala.
Dec. 13—Auburn 75, TCU 63
Dec. 14—Mississippi State 52, Auburn 37

1956

Carousel Tournament in Charlotte, N.C.
Dec. 17—Auburn 89, Clemson 64
Dec. 18—Auburn 66, St. Joseph's 64
Dec. 19—Wake Forest 58, Auburn 48

1955

Blue-Gray Tournament in Montgomery, Ala.
Dec. 16—Texas 83, Auburn 76
Dec. 17—Eastern Ky. 93, Auburn 71

1954

Blue-Gray Tournament in Montgomery, Ala.
Dec. 17—Auburn 91, Washington & Lee 81
Dec. 18—Auburn 73, Tennessee 64 (Champs)

1953

Memphis Invitational in Memphis, Tenn.
Jan. 2—Auburn 78, Memphis State 64
Jan. 3—Ole Miss 65, Auburn 55

1951

Carolina Invitational in Charlotte, N.C.
Dec. 28—Auburn 66, Davidson 59
Dec. 29—Georgia Tech 79, Auburn 62
Dec. 29—South Carolina 70, Auburn 67

1948

All College Classic in Oklahoma City, Okla.
Dec. 27—Baylor 59, Auburn 44
Dec. 28—Colorado A&M 46, Auburn 41
Dec. 29—SMU 59, Auburn 41



SEC Tournament (1933-52, 1979-2017)

2017

Bridgestone Arena in Nashville, Tenn.
March 8—Missouri 86, Auburn 83 (ot)

2016

Bridgestone Arena in Nashville, Tenn.
March 9—Tennessee 97, Auburn 59

2015

Bridgestone Arena in Nashville, Tenn.
March 11—Auburn 74, Mississippi State 68
March 12—Auburn 66, Texas A&M 59
March 13—Auburn 73, LSU 70 (ot)
March 14—#1 Kentucky 91, Auburn 67

2014

Georgia Dome in Atlanta, Ga.
March 12—South Carolina 74, Auburn 56

2013

Bridgestone Arena in Nashville, Tenn.
March 13—Texas A&M 71, Auburn 62

2012

New Orleans Arena in New Orleans, La.
March 8—Ole Miss 68, Auburn 54

2011

Georgia Dome in Atlanta, Ga.
March 10—Georgia 69, Auburn 51

2010

Bridgestone Arena in Nashville, Tenn.
March 11—Florida 78, Auburn 69

2009

St. Pete Times Forum in Tampa, Fla.
March 13—Auburn 61, Florida 58
March 14—Tennessee 94, Auburn 85

2008

The Georgia Dome in Atlanta, Ga.
March 13—#17 Vanderbilt 93, Auburn 82

2007

The Georgia Dome in Atlanta, Ga.
March 8—Georgia 80, Auburn 65

2006

Gaylord Entertainment Center in Nashville, Tenn.
March 9—Vanderbilt 76, Auburn 71

2005

The Georgia Dome in Atlanta, Ga.
March 10—Auburn 77, Vanderbilt 73
March 11—LSU 89, Auburn 58

2004

The Georgia Dome in Atlanta, Ga.
March 11—Georgia 73, Auburn 59

2003

The Louisiana Superdome in New Orleans, La.
March 13—Auburn 66, Tennessee 53
March 14—#2 Kentucky 78, Auburn 58

2002

The Georgia Dome in Atlanta, Ga.
March 7—#11 Florida 81, Auburn 63

2001

Gaylord Entertainment Center in Nashville, Tenn.
March 8—#24 Tennessee 73, Auburn 66

2000

The Georgia Dome in Atlanta, Ga.
March 10—#23 Auburn 78, #10 Florida 70
March 11—#23 Auburn 77, So. Carolina 72 (ot)
March 12—Arkansas 75, #23 Auburn 67
(runner-up)

1999

The Georgia Dome in Atlanta, Ga.
March 5—#4 Auburn 93, Alabama 61
March 6—#14 Kentucky 69, #4 Auburn 57

1998

The Georgia Dome in Atlanta, Ga.
March 5—Florida 68, Auburn 64

1997

The Pyramid in Memphis, Tenn.
March 6—Auburn 67, Tennessee 54
March 7—#6 Kentucky 92, Auburn 50

1996

The Louisiana Superdome in New Orleans, La.
March 7—Auburn 68, Vanderbilt 65
March 8—#25 Miss. State 69, Auburn 58

1995

The Georgia Dome in Atlanta, Ga.
March 9—Auburn 81, South Carolina 66
March 10—#3 Kentucky 93, Auburn 81

1994

The Pyramid in Memphis, Tenn.
March 10—Auburn 81, Vanderbilt 56
March 11—Alabama 83, Auburn 55

1993

Rupp Arena in Lexington, Ky.
March 11—Tennessee 78, Auburn 76

1992

Birmingham-Jefferson Civic Center in B'ham, Ala.
Ineligible to compete

1991

Memorial Gymnasium in Nashville, Tenn.
March 8—Auburn 92, #16 LSU 77
March 9—#24 Alabama 77, Auburn 59

1990

Orlando Arena in Orlando, Fla.
March 9—Auburn 78, #11 LSU 76
March 10—Alabama 87, Auburn 71

1989

Thompson-Boling Arena in Knoxville, Tenn.
March 9—Ole Miss 80, Auburn 68

1988

Assembly Center in Baton Rouge, La.
March 11—Georgia 65, Auburn 60

1987

The Omni in Atlanta, Ga.
March 6—Auburn 79, Kentucky 72
March 7—#9 Alabama 87, Auburn 68

1986

Rupp Arena in Lexington, Ky.
March 6—Mississippi State 65, Auburn 63

1985

Birmingham-Jefferson Civic Center in B'ham, Ala.
March 6—Auburn 68, Ole Miss 60
March 7—Auburn 58, LSU 55

March 8—Auburn 43, Florida 42
March 9—Auburn 53, Alabama 49 (ot)
(Champions)

1984

Memorial Gymnasium in Nashville, Tenn.
March 8—Auburn 59, Vanderbilt 58
March 9—Auburn 60, Tennessee 58
March 10—#3 Kentucky 51, Auburn 49
(runner-up)

1983

Birmingham-Jefferson Civic Center in B'ham, Ala.
March 10—Alabama 62, Auburn 61

1982

Rupp Arena in Lexington, Ky.
March 3—Auburn 38, Miss. State 36 (ot)
March 4—#15 Kentucky 89, Auburn 66

1981

Birmingham-Jefferson Civic Center in B'ham, Ala.
March 4—Florida 50, Auburn 48 (ot)

1980

Birmingham-Jefferson Civic Center in B'ham, Ala.
February 27—Auburn 79, Georgia 71
February 28—#2 Kentucky 69, Auburn 61

1979

Birmingham-Jefferson Civic Center in B'ham, Ala.
February 28—Auburn 59, Vanderbilt 53
March 1—Auburn 95, Georgia 91 (4ot)
March 2—#20 Tennessee 74, Auburn 65

1978

Jefferson County Armory in Louisville, Ky.
February 28—Alabama 63, Auburn 49

1971

Jefferson County Armory in Louisville, Ky.
March 2—Kentucky 84, Auburn 54

1950

Jefferson County Armory in Louisville, Ky.
March 3—LSU 73, Auburn 45

1949

Jefferson County Armory in Louisville, Ky.
March 4—Kentucky 70, Auburn 39

1948

Jefferson County Armory in Louisville, Ky.
March 4—Tulane 47, Auburn 40

1947

Jefferson County Armory in Louisville, Ky.
February 28—Kentucky 84, Auburn 18

1946

Jefferson County Armory in Louisville, Ky.
February 28—Kentucky 69, Auburn 24

1945

Jefferson County Armory in Louisville, Ky.
February 29—Tennessee 56, Auburn 24

1944

Jefferson County Armory in Louisville, Ky.
February 24-25—Auburn did not participate due to World War II.

1943

Jefferson County Armory in Louisville, Ky.



SEC Tournament (1933-52, 1979-2017) / Southern Conference Results (1921-32)

February 25—LSU 67, Auburn 38

1942

Jefferson County Armory in Louisville, Ky.
 February 26—Auburn 36, Vanderbilt 34
 February 27—Auburn 45, Tulane 36
 February 28—Kentucky 40, Auburn 31

1941

Jefferson County Armory in Louisville, Ky.
 February 28—Alabama 38, Auburn 16

1940

Alumni Memorial Gymnasium in Knoxville, Tenn.
 February 28—Georgia 48, Auburn 41

1939

Alumni Memorial Gymnasium in Knoxville, Tenn.
 March 1—Auburn 43, Tulane 30
 March 2—Tennessee 49, Auburn 35

1938

John Parker Agricultural Center in Baton Rouge, La.
 March 3—LSU 60, Auburn 34

1937

Alumni Memorial Gymnasium in Knoxville, Tenn. Feb.
 26-March 1: Auburn did not participate.

1936

Alumni Memorial Gymnasium in Knoxville, Tenn.
 February 28—Auburn 43, Georgia 26
 February 29—Tennessee 43, Auburn 25

1935

No SEC Tournament held

1934

Atlanta Athletic Club in Atlanta, Ga.
 February 23—Tennessee 43, Auburn 26

1933

Atlanta Athletic Club in Atlanta, Ga.
 February 24—LSU 57, Auburn 33

SOUTHERN CONFERENCE TOURNAMENT RESULTS (1921-1932)**1932**

Southern Conference Tournament in Atlanta, Ga.
 February 26—Auburn 34, N.C. State 33
 February 27—Auburn 30, LSU 22
 February 28—North Carolina 52, Auburn 31

1931

Southern Conference Tournament in Atlanta, Ga.
 February 27—Auburn 33, Virginia 26
 February 28—Georgia 31, Auburn 27

1930

Auburn did not participate

1929

Southern Conference Tournament in Atlanta, Ga.
 March 1—Georgia 42, Auburn 24

1928

Southern Conference Tournament in Atlanta, Ga.
 February 27—Auburn 27, Clemson 26
 February 28—Auburn 30, Georgia Tech 29
 March 1—Auburn 42, Mississippi State 34
 March 2—Ole Miss 32, Auburn 31

1927

Southern Conference Tournament in Atlanta, Ga.
 February 25—Auburn 38, VPI 33
 February 26—North Carolina 28, Auburn 15

1926

Southern Conference Tournament in Atlanta, Ga.
 February 26—N.C. State 32, Auburn 26

1925

Southern Conference Tournament in Atlanta, Ga.
 February 18—Virginia 29, Auburn 27

1924

Southern Conference Tournament in Atlanta, Ga.
 February 29—Auburn 35, Georgia Tech 29
 March 1—Alabama 40, Auburn 19

1923

Southern Conference Tournament in Atlanta, Ga.
 February 27—Mercer 45, Auburn 24

1922

Southern Intercollegiate Tournament in Atlanta, Ga.
 February 24—Auburn 32, Newberry 21
 February 27—North Carolina 32, Auburn 27

1921

Southern Intercollegiate Tournament in Atlanta, Ga.
 March 3—Auburn 45, Clemson 25
 March 4—Georgia 32, Auburn 24



NCAA Tournament

RESULTS**1984**

NCAA East First Round at the Charlotte Coliseum in Charlotte, N.C.
March 15—Richmond 72, Auburn 71

1985

NCAA Southeast First and Second Rounds at the Athletic and Convocation Center in South Bend, Ind.
March 14—Auburn 59, Purdue 58
March 16—Auburn 66, #13 Kansas 64
Southeast Regional at the Birmingham Coliseum in Birmingham, Ala.
March 22—#7 North Carolina 62, Auburn 56

1986

NCAA West First and Second Rounds at the Long Beach Arena in Long Beach, Calif.
March 14—Auburn 73, Arizona 63
March 16—Auburn 81, #4 St. John's 65
West Regional Semifinals/Finals at The Summit in Houston, Texas
March 20—Auburn 70, UNLV 63
March 22—Louisville 84, Auburn 76

1987

NCAA Midwest First and Second Rounds at the Indiana Hoosier Dome in Indianapolis, Ind.
March 12—Auburn 62, San Diego 61
March 14—Indiana 107, Auburn 90

1988

NCAA Southeast First and Second Rounds at The Omni in Atlanta, Ga.
March 17—Auburn 90, Bradley 86
March 19—Oklahoma 107, Auburn 87

1999

NCAA South First and Second Rounds at the RCA Dome in Indianapolis, Ind.
March 11—Auburn 80, Winthrop 41
March 13—Auburn 81, Oklahoma State 74
South Regional Semifinals at Thompson-Boling Arena in Knoxville, Tenn.
March 18—Ohio State 72, Auburn 64

2000

NCAA Midwest First and Second Rounds at the Hubert H. Humphrey Metrodome in Minneapolis, Minn.
March 16—#22 Auburn 72, Creighton 69
March 17—#6 Iowa State 79, #22 Auburn 60

2003

NCAA East First and Second Rounds at the St. Pete Times Forum in Tampa, Fla.
March 21—Auburn 65, Saint Joseph's 63 (ot)
March 23—Auburn 68, #8 Wake Forest 62
East Regional Semifinals at the Pepsi Arena in Albany, N.Y.
March 28—#12 Syracuse 79, Auburn 78

NCAA TOTALS: Won 12, Lost 8 (.600)

RECORDS**INDIVIDUAL SINGLE GAME**

Points—36, Chris Morris (1988 vs. Bradley)
Field Goals—12, Chuck Person (1986 vs. UNLV and St. John's)
12, Marquis Daniels (2003 vs. Syracuse)
Field Goals Att.—25, Chuck Person (1985 vs. North Carolina)
3-Pointers Made—4, Gerald White (1987 vs. Indiana), Daymeon Fishback (2000 vs. Creighton), Nathan Watson (2003 vs. Syracuse)
3-Pointers Attempted—9, Gerald White (1987 vs. Indiana),
9, Derrick Bird (2003 vs. Syracuse)
Free Throws—12, Jeff Moore (1988 vs. Oklahoma)
12, Chris Morris (1988 vs. Bradley)

Free Throws Attempted—13, Jeff Moore (1988 vs. Oklahoma)
13, Chris Morris (1988 vs. Bradley)
Rebounds—17, Charles Barkley (1984 vs. Richmond)
Assists—10, Gerald White (1987 vs. Indiana, '86 vs. UNLV)

NCAA TOURNAMENT

Points by a Player—95, Chuck Person (1986, 4 games)
Field Goals by a Player—44, Chuck Person (1986, 4 games)
3-Pointers by a Player—7, Nathan Watson (2003, 3 games)
Free Throws by a Player—16, Chris Morris (1988, 2 games),
16, Gerald White (1986, 4 games)
Rebounds by a Player—38, Chuck Person (1986, 4 games)
Assists by a Player—34, Gerald White (1986, 4 games)
Points by a Team—300 (1986, 4 games)
Field Goals by a Team—126 (1986, 4 games)
Free Throws by a Team—48 (1986, 4 games)
Rebounds by a Team—143 (1986, 4 games)

CAREER

Points—162, Chuck Person (1984, '85, '86, 8 games)
Field Goals—76, Chuck Person (1984, '85, '86, 8 games)
Free Throws—30, Jeff Moore (1985, '86, '87, '88, 11 games)
Rebounds—94, Jeff Moore (1985, '86, '87, '88, 11 games)
Assists—63, Gerald White (1984, '85, '86, '87, 10 games)

TEAM SINGLE GAME

Points—90 (1988 vs. Bradley, 1987 vs. Indiana)
Field Goals—36 (1987 vs. Indiana)
Field Goals Attempted—86 (1987 vs. Indiana)
Field Goal Percentage—.532 (33-62, 1986 vs. Louisville)
3-Pointers—11 (2000 vs. Creighton)
3-Pointers Attempted—24 (1988 vs. Oklahoma)
3-Point Percentage—.524 (11-21, 2000 vs. Winthrop)
Free Throws—23 (1988 vs. Bradley)
Free Throws Attempted—27 (1988 vs. Bradley)
Free Throw Percentage—.923 (12-13, 1987 vs. Indiana)
Rebounds—57 (1988 vs. Oklahoma)
Personal Fouls—25 (1987 vs. Indiana)

OPPONENT INDIVIDUAL SINGLE GAME

Points—44, Hersey Hawkins (1988 for Bradley)
Field Goals—15, Hersey Hawkins (1988 for Bradley)
Field Goals Attempted—25, Hersey Hawkins (1988 for Bradley)
3-Pointers Made—7, Steve Alford (1987 for Indiana)
3-Pointers Attempted—11, Steve Alford (1987 for Indiana)
Free Throws—9, Stacey King (1988 for Oklahoma)
9, Daryl Thomas (1987 for Indiana)
Free Throws Attempted—12, Stacey King (1988 for Oklahoma)
Rebounds—13, Rick Calloway (1987 for Indiana)
Assists—15, Keith Smart (1987 for Indiana)

OPPONENT TEAM SINGLE GAME

Points—107 (1988 by Oklahoma, 1987 by Indiana)
Field Goals—41 (1988 by Oklahoma)
Field Goals Attempted—76 (1988 by Oklahoma)
Field Goal Percentage—.603 (38-63, 1987 by Indiana)
3-Pointers—12 (2000 by Creighton)
3-Pointers Attempted—32 (2000 by Creighton)
3-Point Percentage—.538 (7-13, 1987 by Indiana)
Free Throws—25 (2000 by #6 Iowa State)
Free Throws Attempted—31 (2000 by #6 Iowa State)
Free Throw Percentage—.857 (24-28, 1987 by Indiana),
.857 (18-21, 2003 by Wake Forest)
Rebounds—45 (1987 by Indiana)
Personal Fouls—23 (1988 by Oklahoma and Bradley),
23 (2003 by Wake Forest)



NCAA Tournament Box Scores

(12 seed) **Richmond 72**, (5 seed) **Auburn 71**

March 15, 1984

NCAA First Round East Regional
Charlotte Coliseum • Charlotte, N.C.

Richmond	FG-FGA	FT-FTA	REB	PF	TP	MIN	A	TO	BLK	S
John Newman	11-22	4-5	1	3	26	39	0	3	2	1
John Davis	3-5	0-1	12	4	6	36	4	2	0	2
Bill Flye	8-14	3-4	5	5	19	38	0	4	0	2
Greg Beckwith	1-3	3-4	7	1	5	40	9	1	0	4
Kelvin Johnson	6-10	4-5	2	3	16	40	2	3	0	0
Tim Hardin	0-1	0-0	1	2	0	5	0	0	0	0
Lee Goss	0-0	0-1	0	0	0	2	0	0	0	0
Totals	29-55	14-20	31	18	72	200	15	13	2	9

FG%: 1st Half 18-28 .643, 2nd Half 11-27 .407, Game 29-55 .527; FT%: 1st Half 3-3 1.000, 2nd Half 11-17 .647, Game 14-20 .700; Team Rebounds: 3; Deadball Rebounds: 2.

Auburn	FG-FGA	FT-FTA	REB	PF	TP	MIN	A	TO	BLK	S
Greg Turner, F	4-9	4-6	3	2	12	32	1	3	1	0
Chuck Person, F	5-16	0-1	9	5	10	34	1	2	0	1
Charles Barkley, C	8-10	7-9	17	4	23	32	4	4	2	2
Gerald White, G	4-10	1-1	0	4	9	33	3	3	0	0
Frank Ford, G	0-1	0-0	2	0	0	22	2	1	0	0
Paul Daniels	2-3	0-0	1	3	4	25	2	1	1	0
Vern Strickland	5-10	1-2	1	3	11	21	1	1	0	2
Carey Holland	1-1	0-0	0	0	2	1	0	0	0	0
Totals	29-60	13-19	34	21	71	200	14	15	4	5

FG%: 1st Half 10-24 .417, 2nd Half 19-36 .528, Game 29-60 .483; FT%: 1st Half 2-5 .400, 2nd Half 11-14 .786, Game 13-19 .684; Team Rebounds: 1; Deadball Rebounds: 2.

SCORE BY PERIODS	1	2	F	
Richmond	39	33	—	72
Auburn	22	49	—	71

OFFICIALS—Jim Howell, Phil Robinson, Jim Burr
TECHNICAL FOULS—None.
ATTENDANCE—11,666



Charles Barkley scored 23 points to lead Auburn in its first-ever NCAA Tournament appearance. The fifth-seeded Tigers were upset by 12th-seeded Richmond 72-71.

(11 seed) **Auburn 59**, (6 seed) **Purdue 58**

March 14, 1985

NCAA First Round Southeast Regional
Athletic & Convocation Center • South Bend, Ind.

Auburn	FG-FGA	FT-FTA	REB	PF	TP	MIN	A	TO	BLK	S
Chuck Person, F	9-17	2-2	8	3	20	39	0	2	1	2
Chris Morris, F	9-14	1-2	3	1	19	37	0	2	2	0
Jeff Moore, C	1-5	0-0	7	3	2	28	1	1	1	0
Frank Ford, G	4-7	1-1	6	2	9	39	3	3	0	3
Gerald White, G	3-5	1-4	5	1	7	37	4	3	0	0
Carey Holland	1-1	0-0	0	1	2	10	0	0	0	0
Johnny Lynn	0-2	0-0	1	0	0	7	0	0	0	0
Darren Guest	0-1	0-0	0	0	0	3	0	0	0	0
Totals	27-52	5-9	35	11	59	200	8	11	4	5

FG%: 1st Half 14-28 .500, 2nd Half 13-24 .541, Game 27-52 .519; FT%: 1st Half 3-5 .600, 2nd Half 2-4 .500, Game 5-9 .555; Team Rebounds: 5; Deadball Rebounds: 1.

Purdue	FG-FGA	FT-FTA	REB	PF	TP	MIN	A	TO	BLK	S
Mark Atkinson	0-2	0-0	3	4	0	36	2	0	1	1
Todd Mitchell	0-2	0-0	2	2	0	11	0	0	0	2
James Bullock	6-15	1-3	10	4	13	40	0	3	0	0
Troy Lewis	9-17	1-2	2	1	19	30	1	0	0	1
Steve Reid	9-17	0-2	3	4	18	39	6	1	1	2
Mack Gadis	0-1	0-0	0	0	0	10	0	1	0	0
Herb Robinson	0-0	0-0	0	0	0	5	0	0	0	0
Robert Littlejohn	3-5	2-2	9	0	8	29	0	2	0	1
Totals	27-59	4-9	29	15	58	200	9	7	2	7

FG%: 1st Half 12-29 .413, 2nd Half 15-30 .500, Game 27-59 .457; FT%: 1st Half 1-3 .333, 2nd Half 3-6 .500, Game 4-9 .444; Team Rebounds: 0; Deadball Rebounds: 1.

SCORE BY PERIODS	1	2	F	
Auburn	31	28	—	59
Purdue	25	33	—	58

OFFICIALS—Tom Fraim, Rich Eichorst, Ron Labetich
TECHNICAL FOULS—None.
ATTENDANCE—10,480



Auburn, an 11th-seed, won its first-ever NCAA Tournament game 59-58 over sixth-seeded Purdue. Chris Morris was 9-14 from the field and scored 19 points.



NCAA Tournament Box Scores

(11 seed) Auburn 66, (3 Seed) #13 Kansas 64

March 16, 1985

NCAA Second Round Southeast Regional
Athletic & Convocation Center • South Bend, Ind.

(2 seed) #7 North Carolina 62, (11 seed) Auburn 56

March 22, 1985

NCAA Southeast Regional Semifinal
Birmingham Coliseum • Birmingham, Ala.

Auburn	FG-FGA	FT-FTA	REB	PF	TP	MIN	A	TO	BLK	S
Chuck Person, F	10-19	1-2	5	4	21	31	2	0	0	0
Chris Morris, F	4-9	0-1	4	1	8	40	1	0	1	0
Jeff Moore, C	2-7	1-1	5	1	5	25	0	1	1	0
Frank Ford, G	9-9	5-6	7	3	23	37	1	4	0	0
Gerald White, G	1-2	7-8	2	3	9	38	5	4	0	0
Carey Holland	0-0	0-0	3	2	0	20	0	1	0	0
Johnny Lynn	0-0	0-0	0	0	0	5	0	0	0	0
Darren Guest	0-3	0-0	5	0	0	4	0	1	1	1
Totals	26-49	14-18	33	14	66	200	9	11	3	1


FG%: 1st Half 13-26 .500, 2nd Half 13-23 .565, Game 26-49 .531; FT%: 1st Half 4-5 .800, 2nd Half 10-13 .769, Game 14-18 .778; Team Rebounds: 2; Deadball Rebounds: 1.

Kansas	FG-FGA	FT-FTA	REB	PF	TP	MIN	A	TO	BLK	S
Danny Manning	3-12	1-2	8	4	7	22	1	0	0	1
Ron Kellogg	8-16	1-1	5	2	17	38	1	0	0	1
Greg Dreiling	1-4	0-0	6	4	2	29	0	3	0	0
Cedric Hunter	4-9	1-2	3	2	9	33	4	0	0	2
Calvin Thompson	10-16	1-2	1	3	21	37	2	1	0	0
Mark Turgeon	1-2	0-0	1	0	2	7	0	1	0	0
Milton Newton	0-1	0-0	1	0	0	4	0	0	0	0
Chris Piper	3-4	0-0	1	3	6	20	1	0	0	2
Tad Boyle	0-0	0-0	0	0	0	2	0	0	0	0
Mark Pellock	0-0	0-0	1	0	0	8	0	0	0	1
Totals	30-64	4-7	30	18	64	200	9	5	0	7

FG%: 1st Half 14-28 .500, 2nd Half 16-36 .444, Game 30-64 .469; FT%: 1st Half 0-0 .000, 2nd Half 4-7 .571, Game 4-7 .571; Team Rebounds: 3; Deadball Rebounds: 0.

SCORE BY PERIODS	1	2	F
Auburn	30	36	—
Kansas	28	36	—

OFFICIALS—Tom Fraim, Jim Bain, Larry Lembo
TECHNICAL FOULS—None.
ATTENDANCE—10,751 (c)



Sonny Smith hugs Frank Ford after Ford scored a game-high 23 points to lead Auburn to a 66-64 upset of third-seeded Kansas.

Auburn	FG-FGA	FT-FTA	REB	PF	TP	MIN	A	TO	BLK	S
Chuck Person, F	8-25	0-0	12	4	16	39	3	3	1	2
Chris Morris, F	3-10	1-2	9	2	7	38	0	0	0	2
Jeff Moore, C	2-3	0-0	2	3	4	17	1	0	0	0
Frank Ford, G	8-14	1-2	4	2	17	37	3	2	0	0
Gerald White, G	2-5	0-0	1	4	4	37	2	0	0	0
Carey Holland	2-2	4-8	1	2	8	22	0	0	1	0
Johnny Lynn	0-0	0-0	0	1	0	5	0	0	0	0
Darren Guest	0-0	0-0	1	0	0	5	0	0	0	0
Totals	25-59	6-12	33	18	56	200	9	5	2	4

FG%: 1st Half 9-27 .333, 2nd Half 16-32 .500, Game 25-59 .424; FT%: 1st Half 5-9 .556, 2nd Half 1-3 .333, Game 6-12 .500; Team Rebounds: 3; Deadball Rebounds: 3.

North Carolina	FG-FGA	FT-FTA	REB	PF	TP	MIN	A	TO	BLK	S
Dave Popson	2-4	0-0	4	1	4	14	0	0	0	0
Brad Daugherty	5-8	0-2	8	2	10	39	3	2	2	0
Joe Wolf	4-6	2-2	7	3	10	35	3	1	0	0
Buzz Peterson	0-5	0-0	2	2	0	29	2	4	0	0
Kenny Smith	9-12	4-5	3	1	22	38	6	0	0	2
Ranzino Smith	1-5	2-2	2	0	4	14	1	0	0	0
Curtis Hunter	0-1	0-2	1	0	0	5	0	0	0	0
Warren Martin	4-8	4-5	5	3	12	26	1	1	1	0
Totals	25-49	12-18	32	12	62	200	16	8	3	2

FG%: 1st Half 14-27 .519, 2nd Half 11-22 .500, Game 25-49 .510; FT%: 1st Half 5-10 .500, 2nd Half 7-8 .875, Game 12-18 .667; Team Rebounds: 0; Deadball Rebounds: 2.

SCORE BY PERIODS	1	2	F
Auburn	23	33	—
North Carolina	33	29	—

OFFICIALS—Tim Higgins, Jim Burr, J.C. Leinbech
TECHNICAL FOULS—None.
ATTENDANCE—16,843 (c)



Auburn fell to North Carolina, a two seed, 62-56 in the Tigers' first-ever trip to the "Sweet Sixteen." Chuck Person totaled 16 points and 12 rebounds.



NCAA Tournament Box Scores

(8 seed) Auburn 73, (9 seed) Arizona 63

March 14, 1986

NCAA First Round West Regional
Long Beach Arena • Long Beach, Calif.

Arizona	FG-FGA	FT-FTA	REB	PF	TP	MIN	A	TO	BLK	S
Anthony Cook	4-6	0-0	6	2	8	35	0	2	1	0
Sean Elliott	10-17	0-0	6	2	20	38	6	1	0	0
John Edgar	7-11	1-3	2	0	15	35	3	3	1	0
Craig McMillan	3-12	2-4	0	4	8	40	6	3	0	3
Steve Kerr	5-12	0-0	3	4	10	37	3	0	0	2
Joe Turner	1-2	0-0	3	0	2	8	1	0	0	0
Ken Lofton	0-0	0-0	0	3	0	2	1	0	0	0
Rolf Jacobs	0-0	0-0	0	1	0	1	0	0	0	0
Eric Cooper	0-0	0-0	0	1	0	1	0	1	0	0
Bruce Fraser	0-0	0-0	0	0	0	1	0	0	0	0
David Haskin	0-0	0-0	1	0	0	1	0	0	0	0
Bruce Wheatley	0-0	0-0	0	0	0	1	0	0	0	0
Totals	30-60	3-7	23	17	63	200	20	10	2	5

FG%: 1st Half 17-32 .531, 2nd Half 13-28 .464, Game 30-60 .500; FT%: 1st Half 0-1 .000, 2nd Half 3-6 .500, Game 3-7 .429; Team Rebounds: 2; Deadball Rebounds: 2.

Auburn	FG-FGA	FT-FTA	REB	PF	TP	MIN	A	TO	BLK	S
Chris Morris, F	5-7	0-1	4	1	10	31	2	0	1	0
Chuck Person, F	9-22	2-2	8	3	20	37	0	4	0	0
Jeff Moore, C	4-8	3-3	12	3	11	28	3	4	0	1
Gerald White, G	4-5	4-5	6	1	12	32	6	1	0	1
Frank Ford, G	3-6	2-3	2	1	8	39	2	0	1	1
Mike Jones	5-6	2-2	3	3	12	21	0	3	1	0
Terrance Howard	0-2	0-0	0	0	0	8	2	0	0	0
Melvin Haralson	0-0	0-0	0	0	0	1	0	0	0	0
Johnny Lynn	0-1	0-1	0	0	0	1	0	0	0	0
Rob Jones	0-0	0-0	1	0	0	1	0	0	0	1
Gary Godfrey	0-0	0-0	0	0	0	1	0	0	0	0
Totals	30-57	13-17	37	12	73	200	15	12	3	4

FG%: 1st Half 15-28 .536, 2nd Half 15-29 .517, Game 30-57 .526; FT%: 1st Half 2-2 1.000, 2nd Half 11-15 .733, Game 13-17 .765; Team Rebounds: 1; Deadball Rebounds: 1.

SCORE BY PERIODS	1	2	F	
Arizona	34	29	—	63
Auburn	32	41	—	73

OFFICIALS—Joe Forte, Rick Wulkow, Tony Stigliano
TECHNICAL FOULS—None
ATTENDANCE—11,690 (c)



Chris Morris, playing defense against Arizona's Sean Elliott, scored 10 points to help the eighth-seeded Tigers to a 73-63 victory over ninth-seeded Arizona in the NCAA Tournament First Round in Long Beach, Calif.

(8 seed) Auburn 81, (1 seed) #4 St. John's 65

March 16, 1986

NCAA Second Round West Regional
Long Beach Arena • Long Beach, Calif.

Auburn	FG-FGA	FT-FTA	REB	PF	TP	MIN	A	TO	BLK	S
Chris Morris, F	4-8	1-1	5	0	9	36	2	4	0	1
Chuck Person, F	12-22	3-3	15	1	27	37	1	1	0	2
Jeff Moore, F	7-14	1-1	5	3	15	26	0	1	0	0
Gerald White, G	3-5	4-5	3	2	10	30	9	5	0	4
Frank Ford, G	4-9	0-0	5	1	8	37	2	2	0	0
Terrance Howard	3-4	0-0	2	2	6	14	2	0	0	0
Mike Jones	2-4	2-3	2	2	6	20	0	2	1	0
Totals	35-66	11-13	38	11	81	200	16	15	1	7

FG%: 1st Half 21-40 .525, 2nd Half 14-26 .538, Game 35-66 .530; FT%: 1st Half 2-3 .667, 2nd Half 9-10 .900, Game 11-13 .846; Team Rebounds: 1; Deadball Rebounds: 3.

St. John's	FG-FGA	FT-FTA	REB	PF	TP	MIN	A	TO	BLK	S
Willie Glass	5-9	2-2	1	0	12	32	1	3	0	3
Shelton Jones	3-4	0-0	4	1	6	29	0	2	0	1
Walter Berry	9-14	2-2	7	3	20	39	0	3	1	1
Ron Rowan	6-16	2-2	2	4	14	36	2	3	0	2
Mark Jackson	1-8	1-2	4	4	3	38	12	3	0	1
John Hempel	4-6	0-0	1	2	8	16	0	1	0	1
Terry Bross	1-2	0-0	1	1	2	8	0	1	0	0
Steve Shurina	0-0	0-0	0	1	0	2	0	0	0	0
Totals	29-59	7-8	22	16	65	200	15	16	1	9

FG%: 1st Half 15-30 .500, 2nd Half 14-29 .483, Game 29-59 .492; FT%: 1st Half 2-2 1.000, 2nd Half 5-6 .833, Game 7-8 .875; Team Rebounds: 2; Deadball Rebounds: 3.

SCORE BY PERIODS	1	2	F	
Auburn	44	37	—	81
St. John's	32	33	—	65

OFFICIALS—Paul Hausman, Gene Monje, Mac Chauvin
TECHNICAL FOULS—None.
ATTENDANCE—11,690 (c)



Chuck Person is guarded by Mark Jackson (13) and National Player of the Year Walter Berry during Auburn's stunning 81-65 upset thrashing of No. 1 seed St. John's. Person outdueled Berry with game-highs of 27 points and 15 rebounds.



NCAA Tournament Box Scores

(8 seed) Auburn 70, (4 seed) #11 UNLV 63

March 20, 1986

NCAA West Regional Semifinal

The Summit • Houston, Texas

Auburn	FG-FGA	FT-FTA	REB	PF	TP	MIN	A	TO	BLK	S
Chris Morris, F	3-8	3-3	8	4	9	39	0	2	1	1
Chuck Person, F	12-22	1-2	11	1	25	37	0	1	0	2
Jeff Moore, C	5-10	1-2	9	2	11	32	4	5	0	1
Gerald White, G	3-4	6-7	1	2	12	33	10	3	0	1
Frank Ford, G	3-8	3-4	6	0	9	39	1	5	0	5
Terrance Howard	0-1	0-0	0	1	0	8	0	1	0	0
Mike Jones	2-5	0-0	1	2	4	12	2	3	1	0
Totals	28-58	14-18	41	12	70	200	17	20	2	10

FG%: 1st Half 11-26 .423, 2nd Half 17-32 .531, Game 28-58 .483; FT%: 1st Half 3-4 .750, 2nd Half 11-14 .786, Game 14-18 .778; Team Rebounds: 5; Deadball Rebounds: 1.

UNLV	FG-FGA	FT-FTA	REB	PF	TP	MIN	A	TO	BLK	S
Anthony Jones	8-19	0-3	4	1	16	39	4	1	0	1
Armon Gilliam	9-13	3-4	3	1	21	37	0	1	0	0
John Flowers	1-1	0-0	0	2	2	20	0	1	0	0
Mark Wade	0-0	0-1	3	5	0	36	12	6	0	2
Freddie Banks	9-21	2-2	1	2	20	35	6	1	0	1
Gary Graham	0-2	0-0	2	4	0	9	1	1	0	0
Eldridge Hudson	2-5	0-0	9	4	4	24	2	1	0	2
Totals	29-61	5-10	28	19	63	200	25	12	0	6

FG%: 1st Half 17-29 .586, 2nd Half 12-32 .375, Game 29-61 .475; FT%: 1st Half 0-0 .000, 2nd Half 5-10 .500, Game 5-10 .500; Team Rebounds: 6; Deadball Rebounds: 1.

SCORE BY PERIODS	1	2	F	
Auburn	25	45	—	70
UNLV	34	29	—	63

OFFICIALS—Lenny Wirtz, Tim Higgins, Charlie Vacca

TECHNICAL FOULS—None.

ATTENDANCE—10,936



Chuck Person recorded his second consecutive double-double with 25 points and 11 rebounds in leading Auburn past fourth-seeded UNLV 70-63 as the Tigers advanced to the Elite Eight.

(2 seed) #7 Louisville 84, (8 seed) Auburn 76

March 22, 1986

NCAA West Regional Final

The Summit • Houston, Texas

Auburn	FG-FGA	FT-FTA	REB	PF	TP	MIN	A	TO	BLK	S
Chris Morris, F	7-10	3-3	9	4	17	34	1	4	1	4
Chuck Person, F	11-24	1-2	4	3	23	38	1	2	0	0
Jeff Moore, C	4-8	3-5	6	2	11	31	2	0	0	0
Gerald White, G	3-6	2-2	2	2	8	34	9	4	0	1
Frank Ford, G	6-10	1-2	3	4	13	34	5	0	0	1
Terrance Howard	1-1	0-0	0	3	2	12	2	0	0	0
Mike Jones	1-3	0-0	1	3	2	17	0	0	1	0
Totals	33-62	10-14	27	21	76	200	20	10	2	6

FG%: 1st Half 20-32 .625, 2nd Half 13-30 .433, Game 33-62 .532; FT%: 1st Half 3-5 .600, 2nd Half 7-9 .778, Game 10-14 .714; Team Rebounds: 2; Deadball Rebounds: 2.

Louisville	FG-FGA	FT-FTA	REB	PF	TP	MIN	A	TO	BLK	S
Herbert Crook	8-12	4-5	11	3	20	39	3	1	0	1
Billy Thompson	5-10	3-4	7	4	13	26	4	4	0	1
Pervis Ellison	7-14	1-3	10	2	15	35	0	2	2	3
Milt Wagner	4-9	8-8	2	2	16	40	9	2	0	0
Jeff Hall	7-12	0-0	0	1	14	36	2	1	0	0
Mark McSwain	2-3	0-0	4	2	4	15	2	1	0	0
Kevin Walls	1-2	0-0	0	1	2	4	0	0	0	0
Tony Kimbro	0-1	0-0	1	0	0	5	0	1	0	0
Totals	34-63	16-20	37	15	84	200	20	12	2	5

FG%: 1st Half 22-39 .564, 2nd Half 12-24 .500, Game 34-63 .540; FT%: 1st Half 0-0 .000, 2nd Half 16-20 .800, Game 16-20 .800; Team Rebounds: 2; Deadball Rebounds: 0.

SCORE BY PERIODS	1	2	F	
Auburn	43	33	—	76
Louisville	44	40	—	84

OFFICIALS—Don Rutledge, Lenny Wirtz, Charlie Vacca

TECHNICAL FOULS—None.

ATTENDANCE—9,650



Auburn fell one game short of the Final Four with an 84-76 loss to two-seeded Louisville in the West Regional Final. Chris Morris had 17 points and 9 rebounds for the Tigers.



NCAA Tournament Box Scores

(8 seed) Auburn 62, (9 seed) San Diego 61

March 12, 1987

NCAA First Round Midwest Regional
Indiana Hoosier Dome • Indianapolis, Ind.

San Diego	FG-A	3FG-A	FT-A	REB	PF	TP	MIN	A	TO	BLK	S
Mark Manor	5-10	1-2	0-0	5	2	11	31	3	1	0	0
Mike Madden	3-8	0-0	1-3	11	1	7	34	3	2	2	1
Scott Thompson	5-11	0-1	4-4	4	4	14	25	1	2	1	0
Paul Leonard	3-7	0-2	0-0	2	1	6	38	5	3	0	1
Danny Means	7-12	2-5	2-3	4	1	18	30	2	0	0	3
Steve Krallman	1-2	0-0	0-2	2	2	2	20	0	1	0	1
Marty Munn	0-2	0-2	0-0	0	2	0	11	0	0	0	0
Eric Musselman	1-2	1-2	0-0	0	1	3	2	0	0	0	0
Mike Haupt	0-0	0-0	0-0	1	1	0	9	1	1	0	1
Totals	25-54	4-14	7-12	30	15	61	200	15	10	3	7

FG%: 1st Half 14-28 .500, 2nd Half 11-26 .423, Game 25-54 .463; 3FG%: 1st Half 4-9 .444, 2nd Half 0-5 .000, Game 4-14 .286; FT%: 1st Half 1-4 .250, 2nd Half 6-8 .750, Game 7-12 .583; Team Rebounds: 1; Deadball Rebounds: 1.

Auburn	FG-A	3FG-A	FT-A	REB	PF	TP	MIN	A	TO	BLK	S
Mike Jones, F	11-16	0-0	2-4	7	3	24	32	2	1	2	0
Chris Morris, F	6-12	1-2	1-1	11	3	14	38	2	2	2	0
Jeff Moore, C	4-13	0-0	6-7	14	3	14	33	0	0	0	0
Gerald White, G	2-6	0-4	0-0	3	2	4	34	5	1	0	2
Frank Ford, G	2-9	0-2	2-4	5	2	6	40	3	4	0	3
Terrance Howard	0-1	0-1	0-0	0	1	0	17	0	1	0	0
Johnny Lynn	0-2	0-0	0-0	0	0	0	5	0	0	0	0
John Caylor	0-0	0-0	0-0	0	0	0	1	0	0	0	0
Totals	25-59	1-9	11-16	42	14	62	200	12	9	4	5

FG%: 1st Half 11-26 .423, 2nd Half 14-33 .424, Game 25-59 .424; 3FG%: 1st Half 0-5 .000, 2nd Half 1-4 .250, Game 1-9 .111; FT%: 1st Half 6-7 .857, 2nd Half 5-9 .556, Game 11-16 .688; Team Rebounds: 2; Deadball Rebounds: 0.

SCORE BY PERIODS	1	2	F
San Diego	33	28	—
Auburn	28	34	—

OFFICIALS—Mickey Crowley, Chuck Weinkauff, Rusty Herring
TECHNICAL FOULS—None
ATTENDANCE—29,610

(1 seed) #3 Indiana 107, (8 seed) Auburn 90

March 14, 1987

NCAA Second Round Midwest Regional
Indiana Hoosier Dome • Indianapolis, Ind.

Auburn	FG-A	3FG-A	FT-A	REB	PF	TP	MIN	A	TO	BLK	S
Mike Jones, F	10-22	1-2	9-9	9	1	30	36	1	2	0	1
Chris Morris, F	5-11	0-0	0-1	4	5	10	22	2	0	0	0
Jeff Moore, C	11-20	0-0	2-2	10	4	24	33	1	0	0	1
Gerald White, G	6-13	4-9	1-1	1	2	17	37	10	4	1	1
Frank Ford, G	4-11	1-2	0-0	3	5	9	28	0	0	0	0
Terrance Howard	0-4	0-0	0-0	4	4	0	19	1	2	0	0
Johnny Lynn	0-4	0-1	0-0	2	2	0	13	0	2	0	1
John Caylor	0-0	0-0	0-0	0	2	0	10	0	1	0	2
Derrick Dennison	0-1	0-0	0-0	0	0	0	2	0	0	0	0
Totals	36-86	6-14	12-13	34	25	90	200	15	11	1	6

FG%: 1st Half 19-44 .432, 2nd Half 17-42 .405, Game 36-86 .419; 3FG%: 1st Half 3-5 .600, 2nd Half 3-9 .333, Game 6-14 .429; FT%: 1st Half 7-7 1.000, 2nd Half 5-6 .833, Game 12-13 .923; Team Rebounds: 1; Deadball Rebounds: 0.

Indiana	FG-A	3FG-A	FT-A	REB	PF	TP	MIN	A	TO	BLK	S
Rick Calloway	7-12	0-0	4-4	13	0	18	39	1	5	0	1
Daryl Thomas	9-14	0-0	9-10	8	1	27	36	0	4	0	3
Dean Garrett	4-6	0-0	1-2	3	4	9	16	0	1	2	0
Steve Alford	10-17	7-11	4-5	3	2	31	38	5	2	0	0
Keith Smart	7-12	0-2	6-7	9	3	20	39	15	5	0	1
Steve Eyl	0-0	0-0	0-0	5	3	0	16	2	1	0	0
Todd Meier	0-0	0-0	0-0	2	1	0	9	0	0	0	0
Kreigh Smith	0-0	0-0	0-0	0	0	0	2	0	0	0	0
Joe Hillman	1-2	0-0	0-0	0	0	2	2	0	0	0	0
Brian Sloan	0-0	0-0	0-0	0	0	0	1	1	0	0	0
Tony Freeman	0-0	0-0	0-0	0	0	0	1	0	0	0	0
Dave Minor	0-0	0-0	0-0	1	0	0	1	0	0	0	0
Totals	38-63	7-13	24-28	45	14	107	200	24	18	2	5

FG%: 1st Half 18-27 .667, 2nd Half 20-36 .556, Game 38-63 .603; 3FG%: 1st Half 2-3 .667, 2nd Half 5-10 .500, Game 7-13 .538; FT%: 1st Half 15-18 .833, 2nd Half 9-10 .900, Game 24-28 .857; Team Rebounds: 1; Deadball Rebounds: 1.

SCORE BY PERIODS	1	2	F
Auburn	48	42	—
Indiana	53	54	—

OFFICIALS—Rick Wulkow, Chuck Weinkauff, Rusty Herring
TECHNICAL FOULS—None
ATTENDANCE—34,076



No. 8 seeded Auburn survived a first round scare in defeating No. 9 seeded San Diego 62-61. Mike Jones led the Tigers with 24 points.



Before a crowd of 34,076 -- the biggest crowd ever to watch Auburn play -- top-seeded Indiana came back to defeat Auburn 107-90 in Indianapolis' Hoosier Dome. Mike Jones scored 30 points and pulled down 9 rebounds to lead the Tigers.



NCAA Tournament Box Scores

(8 seed) Auburn 90, (9 seed) #11 Bradley 86

March 17, 1988

NCAA First Round Southeast Regional
The Omni • Atlanta, Ga.

Bradley	FG-A	3FG-A	FT-A	REB	PF	TP	MIN	A	TO	BLK	S
Donald Powell	4-9	0-0	2-5	7	5	10	37	1	0	0	3
Trevor Trimpe	1-4	1-4	0-0	1	1	3	11	2	0	0	0
Luke Jackson	7-10	0-1	0-3	5	2	14	34	2	3	0	0
Anthony Manuel	0-3	0-0	0-0	4	4	0	40	10	6	0	0
Hersey Hawkins	15-25	6-8	8-11	10	3	44	40	6	4	2	3
Jerry Thomas	4-9	0-1	0-0	1	5	8	25	3	0	0	0
Paul Wilson	3-6	1-3	0-2	5	3	7	13	1	2	0	1
Totals	34-66	8-17	10-21	39	23	86	200	25	15	2	7

FG%: 1st Half 21-35 .600, 2nd Half 13-31 .419, Game 34-66 .515; 3FG%: 1st Half 5-6 .833, 2nd Half 3-11 .273, Game 8-17 .471; FT%: 1st Half 6-9 .667, 2nd Half 4-12 .333, Game 10-21 .476; Team Rebounds: 5; Deadball Rebounds: 4.

Auburn	FG-A	3FG-A	FT-A	REB	PF	TP	MIN	A	TO	BLK	S
John Caylor, F	5-8	3-6	5-6	5	2	18	38	2	3	0	2
Chris Morris, F	11-23	2-5	12-13	12	3	36	37	4	3	3	2
Jeff Moore, C	6-16	0-0	1-1	13	2	13	36	1	2	1	1
Terrance Howard, G	2-4	0-1	0-0	5	1	4	24	5	1	0	1
Derrick Dennison, G	1-6	1-2	2-2	1	3	5	17	3	0	0	1
Johnny Lynn	1-4	1-3	0-0	0	0	3	21	7	1	0	1
Matt Geiger	1-3	0-0	1-3	3	3	3	7	1	2	0	0
Keenan Carpenter	3-8	0-1	2-2	2	3	8	20	0	0	0	1
Totals	30-72	7-18	23-27	44	17	90	200	23	12	4	9

FG%: 1st Half 17-41 .415, 2nd Half 13-31 .419, Game 30-72 .417; 3FG%: 1st Half 4-10 .400, 2nd Half 3-8 .375, Game 7-18 .389; FT%: 1st Half 7-8 .875, 2nd Half 16-19 .842, Game 23-27 .852; Team Rebounds: 3; Deadball Rebounds: 1.

SCORE BY PERIODS	1	2	F
Bradley	53	33	86
Auburn	45	45	90

OFFICIALS—Jack Hannon, Dick Lynch, Dave Hall
TECHNICAL FOULS—Morris
ATTENDANCE—10,566



Auburn made its fifth consecutive NCAA appearance defeating Bradley 90-86. Chris Morris led eighth-seeded Auburn with 36 points.

(1 seed) #8 Oklahoma 107, (8 seed) Auburn 87

March 19, 1988

NCAA Second Round Southeast Regional
The Omni • Atlanta, Ga.

Auburn	FG-A	3FG-A	FT-A	REB	PF	TP	MIN	A	TO	BLK	S
John Caylor, F	6-12	2-5	0-0	9	5	14	25	2	4	0	0
Chris Morris, F	6-13	1-4	4-4	5	5	17	23	2	3	3	0
Jeff Moore, C	5-18	0-0	12-13	11	4	22	34	2	1	1	1
Terrance Howard, G	3-13	1-6	0-0	4	2	7	34	8	8	0	1
Derrick Dennison, G	3-9	1-1	0-1	7	2	7	23	0	5	0	1
Johnny Lynn	4-5	3-4	3-3	3	2	14	23	3	4	0	1
Matt Geiger	0-1	0-0	2-2	3	3	2	15	1	0	0	1
Keenan Carpenter	2-10	0-4	0-0	2	1	4	20	0	0	0	0
Dustin Hester	0-0	0-0	0-0	0	0	0	1	0	0	0	0
Pete McBee	0-0	0-0	0-0	0	0	0	1	0	0	0	0
John Walker	0-3	0-0	0-0	1	0	0	1	0	0	0	0
Totals	29-84	8-24	21-23	57	24	87	200	18	25	4	5

FG%: 1st Half 11-35 .314, 2nd Half 18-49 .367, Game 29-84 .345; 3FG%: 1st Half 4-7 .571, 2nd Half 4-17 .235, Game 8-24 .333; FT%: 1st Half 11-11 1.000, 2nd Half 10-12 .833, Game 21-23 .913; Team Rebounds: 12; Deadball Rebounds: 0.

Oklahoma	FG-A	3FG-A	FT-A	REB	PF	TP	MIN	A	TO	BLK	S
Harvey Grant	4-10	0-0	0-1	2	4	8	19	1	2	1	1
Dave Sieger	5-9	5-9	0-0	1	4	15	28	6	0	0	4
Stacey King	14-22	0-0	9-12	9	2	37	40	3	3	2	1
Mookie Blaylock	8-14	2-4	3-3	4	1	21	39	9	1	0	4
Ricky Grace	5-9	1-3	4-4	6	3	15	37	8	2	0	2
Art Pollard	0-0	0-0	0-0	0	0	0	1	0	1	0	0
Mike Bell	0-0	0-0	0-0	1	0	0	2	0	1	1	0
Terrence Mullins	4-6	1-1	0-1	4	2	9	12	2	0	0	1
Andre Wiley	0-0	0-0	0-2	1	5	0	9	1	2	0	1
Anthony Martin	1-6	0-0	0-0	3	2	2	13	1	1	0	2
Totals	41-76	9-17	16-23	39	23	107	200	31	13	4	16

FG%: 1st Half 20-37 .541, 2nd Half 21-39 .538, Game 41-76 .539; 3FG%: 1st Half 7-12 .583, 2nd Half 2-5 .400, Game 9-17 .529; FT%: 1st Half 4-7 .571, 2nd Half 12-16 .750, Game 16-23 .696; Team Rebounds: 8; Deadball Rebounds: 3.

SCORE BY PERIODS	1	2	F
Auburn	37	50	87
Oklahoma	51	56	107

OFFICIALS—Joe Silvester, Jack Hannon, Eric Harmon
TECHNICAL FOULS—None
ATTENDANCE—14,528



Auburn lost to top-seeded Oklahoma 107-87 in the second round of the NCAA Tournament. The Sooners advanced to the National Championship game, only to be upset by Kansas and Danny Manning 83-79. Chris Morris scored 17 points in his final game with the Tigers before being a first round pick by the New Jersey Nets.



NCAA Tournament Box Scores

(1 seed) #4 Auburn 80, (16 seed) Winthrop 41
March 11, 1999

NCAA South Regional First Round
RCA Dome • Indianapolis, Ind.

Winthrop	FG-A	3FG-A	FT-A	REB	PF	TP	MIN	A	TO	BLK	S
Heson Groves,F	1-6	0-0	1-2	5	2	3	37	2	5	1	0
Jacques Vandescure,F	2-5	0-0	2-5	7	1	6	26	1	4	0	1
Eric Fisher, C	1-2	0-0	0-0	2	3	2	10	0	0	3	1
Roger Toxey, G	0-6	0-2	0-0	1	1	0	20	0	3	0	1
Tyson Waterman, G	2-8	2-6	0-0	3	2	6	27	2	1	0	1
Pierre Wooten	1-5	0-0	2-4	2	2	4	7	0	0	0	0
Robbie Waldrop	2-5	2-5	0-0	1	0	6	13	1	2	0	0
Adrian Stockman	0-2	0-0	0-0	2	0	0	10	1	3	0	1
Rob Wallace	1-3	1-3	0-0	2	1	3	7	0	0	0	1
Dan Tollens	1-3	0-1	0-0	2	0	2	8	0	3	0	0
Reggie Coles	1-4	1-2	0-0	0	1	3	3	0	0	0	0
Juon. Pinckney	1-2	0-0	0-0	3	3	2	12	0	1	0	0
Eyo Effiong	1-4	0-0	2-5	1	3	4	18	0	2	1	0
Owen Barnes	0-0	0-0	0-0	0	0	0	2	0	0	0	0
Team				10							
Totals	14-55	6-19	7-16	41	19	41	200	7	25	5	6

FG%: 1st Half 7-25 .280, 2nd Half 7-30 .233, Game 14-55 .255; 3FG%: 1st Half 3-10 .300, 2nd Half 3-9 .333, Game 6-19 .316; FT%: 1st Half 1-2 .500, 2nd Half 6-14 .429, Game 7-16 .438; Deadball Rebounds: 4.

Auburn	FG-A	3FG-A	FT-A	REB	PF	TP	MIN	A	TO	BLK	S
Chris Porter, F	4-9	0-0	1-1	5	3	9	24	0	1	0	4
Bryant Smith, F	3-11	1-1	2-4	9	2	9	26	1	3	0	2
Mamadou N'diaye,C	2-8	0-0	2-2	10	2	6	24	0	2	2	1
Scott Pohlman, G	4-8	3-5	3-5	0	1	14	23	1	2	0	2
Doc Robinson,G	6-9	2-4	0-0	3	0	14	23	4	2	0	2
Reggie Sharp	1-5	0-0	1-2	1	2	3	16	3	1	0	0
Jay Heard	3-6	2-5	1-2	9	0	9	16	4	1	0	4
Charlton Barker	0-0	0-0	2-4	2	0	2	2	0	0	0	0
Corey Watkins	0-0	0-0	0-0	0	0	1	1	0	0	0	0
Daymeon Fishback	1-6	1-4	2-2	4	1	5	19	0	1	0	1
Mack McGadney	2-7	0-2	0-0	4	0	4	8	0	0	0	0
Abe Smith	0-0	0-0	0-0	1	0	0	2	0	1	0	0
Adrian Chilliest	1-2	0-0	0-0	2	0	2	10	0	0	0	0
Adrian Person	1-3	1-2	0-0	2	2	3	6	0	0	0	0
Team				3							
Totals	28-74	10-23	14-22	55	13	80	200	14	14	2	16

FG%: 1st Half 13-33 .394, 2nd Half 15-41 .366, Game 28-74 .378; 3FG%: 1st Half 5-11 .455, 2nd Half 5-12 .417, Game 10-23 .435; FT%: 1st Half 6-8 .750, 2nd Half 8-14 .571, Game 14-22 .636; Deadball Rebounds: 4.

SCORE BY PERIODS	1	2	F	
Winthrop	18	23	--	41
Auburn	37	43	--	80

OFFICIALS--Donnee Gray, Tom Clark, Tim Gabutero
TECHNICAL FOULS--None
ATTENDANCE--27,184

Doc Robinson scored 14 points to lead No. 1 seeded Auburn to an 80-41 victory over 16th-seeded Winthrop in the NCAA Tournament First Round. Auburn forced 25 Winthrop turnovers.



(1 seed) #4 Auburn 81, (9 seed) Oklahoma State 74
March 13, 1999

NCAA South Regional Second Round
RCA Dome • Indianapolis, Ind.

Oklahoma State	FG-A	3FG-A	FT-A	REB	PF	TP	MIN	A	TO	BLK	S
Glendon Alexander,F	1-7	0-3	3-4	1	0	5	26	1	1	0	0
Desmond Mason, F	8-11	2-4	8-9	9	1	26	37	2	1	0	2
Alex Webber, C	2-2	0-0	0-0	4	4	11	0	0	0	0	0
Adrian Peterson,G	11-16	4-8	1-2	4	2	27	39	0	2	0	1
Doug Gottlieb,G	1-4	0-0	1-2	2	3	3	36	12	6	0	0
Fredrik Jonzen	1-3	0-0	0-0	2	0	2	9	0	1	0	1
Brian Montonati	0-4	0-0	1-2	4	5	1	25	1	3	2	0
Joe Adkins	2-5	2-5	0-1	4	2	6	17	2	2	0	1
Team				2							
Totals	26-52	8-20	14-20	28	17	74	200	18	16	2	5

FG%: 1st Half 11-28 .393, 2nd Half 15-24 .625, Game 26-52 .500; 3FG%: 1st Half 3-9 .333, 2nd Half 5-11 .455, Game 8-20 .400; FT%: 1st Half 8-13 .615, 2nd Half 6-7 .857, Game 14-20 .700; Deadball Rebounds: 1.

Auburn	FG-A	3FG-A	FT-A	REB	PF	TP	MIN	A	TO	BLK	S
Chris Porter, F	4-8	0-0	1-2	10	1	9	33	1	3	0	2
Bryant Smith, F	6-11	1-4	4-4	4	1	17	36	2	0	0	0
Mamadou N'diaye, C	3-6	0-0	1-2	7	3	7	29	0	1	1	0
Scott Pohlman, G	11-17	2-3	4-4	3	2	28	32	1	0	0	0
Doc Robinson, G	6-9	1-3	0-0	1	4	13	24	3	1	0	0
Reggie Sharp	1-4	0-3	0-0	1	1	2	9	2	1	0	1
Jay Heard	2-4	1-2	0-0	2	2	5	18	2	1	0	3
Charlton Barker	0-0	0-0	2-4	2	0	2	2	0	0	0	0
Daymeon Fishback	0-4	0-1	0-0	2	0	0	8	0	0	0	0
Mack McGadney	0-1	0-1	0-0	2	2	0	9	1	0	0	0
Adrian Chilliest	0-0	0-0	0-0	0	1	0	2	0	2	0	0
Team				3							
Totals	33-64	5-17	10-12	35	17	81	200	12	9	1	6

FG%: 1st Half 15-36 .417, 2nd Half 18-28 .643, Game 33-64 .516; 3FG%: 1st Half 3-11 .273, 2nd Half 2-6 .333, Game 5-17 .294; FT%: 1st Half 4-4 1.000, 2nd Half 6-8 .750, Game 10-12 .833; Deadball Rebounds: 1.

SCORE BY PERIODS	1	2	F	
Oklahoma State	33	41	--	74
Auburn	37	44	--	81

OFFICIALS--Ted Hillary, Donnee Gray, Lonnie Dixon
TECHNICAL FOULS--None
ATTENDANCE--30,318

Scott Pohlman scored a career-high 28 points on 11-17 shooting from the field to propel fourth-ranked and No. 1 seeded Auburn to an 81-74 victory over Oklahoma State and a berth in the NCAA Sweet 16.





NCAA Tournament Box Scores

(4 seed) #14 Ohio State 72, (1 seed) #4 Auburn 64

March 18, 1999

NCAA South Regional Semifinal
Thompson-Boling Arena • Knoxville, Tenn.

Ohio State	FG-A	3FG-A	FT-A	REB	PF	TP	MIN	A	TO	BLK	S
Brian Brown, F	2-9	1-4	4-6	6	0	9	33	4	1	1	1
Jason Singleton, F	3-4	0-0	1-3	2	4	7	21	1	1	0	1
Ken Johnson, C	2-4	0-0	0-2	2	4	4	25	0	1	1	0
Scoonie Penn,G	9-16	4-7	4-4	3	4	26	36	4	0	1	3
Michael Redd,G	9-19	1-3	3-4	10	2	22	36	2	2	0	1
Neshaun Coleman	0-1	0-1	0-0	3	0	0	4	0	0	0	0
Boban Savovic	1-3	0-2	0-0	0	1	2	12	0	1	0	0
Jon Sanderson	0-2	0-0	0-1	2	1	0	6	0	1	0	0
George Reese	1-4	0-0	0-3	3	0	2	27	0	2	0	1
Team				6							
Totals	27-62	6-17	12-23	37	16	72	200	11	9	3	7

FG%: 1st Half 14-35 .400, 2nd Half 13-27 .481, Game 27-62 .435; 3FG%: 1st Half 3-10 .300, 2nd Half 3-7 .429, Game 6-17 .353; FT%: 1st Half 0-0 .000, 2nd Half 12-23 .522, Game 12-23 .522; Deadball Rebounds: 5.

Auburn	FG-A	3FG-A	FT-A	REB	PF	TP	MIN	A	TO	BLK	S
Chris Porter, F	6-10	2-3	1-2	11	5	15	32	2	5	0	0
Bryant Smith, F	4-9	0-3	2-2	2	1	10	33	1	2	0	2
Mamadou N'diaye,C1-3	0-0	1-2	11	3	3	34	1	4	3	1	0
Scott Pohlman, G	2-8	1-5	2-2	2	2	7	24	3	2	0	0
Doc Robinson,G	5-13	2-3	2-3	0	3	14	33	6	3	0	0
Reggie Sharp	0-0	0-0	0-0	0	0	0	3	0	0	0	0
Jay Heard	0-3	0-2	1-2	1	1	1	9	0	0	0	1
Daymeon Fishback	4-10	3-6	1-2	9	1	12	23	1	1	0	0
Mack McGadney	1-3	0-0	0-0	1	1	2	6	0	0	0	1
Abe Smith	0-0	0-0	0-0	0	0	0	1	0	0	0	0
Adrian Chilliest	0-0	0-0	0-0	0	0	0	2	0	1	0	0
Team				4							
Totals	23-59	8-22	10-15	41	17	64	200	14	18	3	5

FG%: 1st Half 8-29 .276, 2nd Half 15-30 .500, Game 23-59 .390; 3FG%: 1st Half 4-11 .364, 2nd Half 4-11 .364, Game 8-22 .364; FT%: 1st Half 6-11 .545, 2nd Half 4-4 1.000, Game 10-15 .667; Deadball Rebounds: 4.

SCORE BY PERIODS	1	2	F
Ohio State	31	41	--
Auburn	26	38	--

OFFICIALS--Tim Higgins, Lonnie Dixon, Dick Cartmell
TECHNICAL FOULS--None
ATTENDANCE--23,898



Chris Porter recorded a double-double with 15 points and 11 rebounds as top-seeded Auburn lost 72-64 to fourth-seeded Ohio State in the Sweet 16 in Knoxville, Tenn.

(7 seed) #22 Auburn 72, (10 seed) Creighton 69

March 16, 2000

NCAA Midwest Regional First Round
Hubert H. Humphrey Metrodome • Minneapolis, Minn.

Creighton	FG-A	3FG-A	FT-A	REB	PF	TP	MIN	A	TO	BLK	S
Matt West, F	1-3	1-2	0-0	1	0	3	22	0	0	0	0
Donnie Johnson, F	2-6	0-0	0-0	0	4	4	18	2	2	0	2
Alan Huss, C	1-6	0-1	0-0	5	2	2	21	2	0	0	0
Ben Walker, G	6-13	1-3	0-0	5	1	13	32	0	1	0	1
Ryan Sears, G	6-12	4-10	2-5	4	2	18	38	8	0	0	2
Kyle Korver	4-13	2-10	0-0	2	1	10	28	3	0	1	2
Livan Pyfrom	1-2	0-0	1-2	1	1	3	9	0	1	0	1
Justin Haynes	2-4	1-1	0-0	4	3	5	17	0	1	1	0
Terrell Taylor	4-6	3-5	0-0	1	4	11	14	1	1	1	0
Dan Kolder	0-0	0-0	0-0	0	0	0	1	0	0	0	0
Team				6							
Totals	27-65	12-32	3-7	29	18	69	200	16	6	3	8

FG%: 1st Half 10-29 .345, 2nd Half 17-36 .472, Game 27-65 .415; 3FG%: 1st Half 4-15 .267, 2nd Half 8-17 .471, Game 12-32 .375; FT%: 1st Half 1-2 .500, 2nd Half 2-5 .400, Game 3-7 .429; Deadball Rebounds: 2.

Auburn	FG-A	3FG-A	FT-A	REB	PF	TP	MIN	A	TO	BLK	S
Mack McGadney, F	6-11	2-4	1-3	3	1	15	33	2	0	1	0
Mamadou N'diaye,C	4-5	0-0	7-9	11	1	15	32	2	1	3	1
Jay Heard, G	2-4	2-3	0-0	1	1	6	14	0	1	1	0
Daymeon Fishback,G	6-9	4-5	0-0	6	1	16	32	1	3	1	0
Doc Robinson, G	3-10	1-3	2-2	6	2	9	33	6	1	0	0
Marquis Daniels	2-4	1-2	0-1	0	0	5	14	0	3	0	0
Scott Pohlman	2-7	1-4	1-1	2	2	6	26	1	3	0	0
Reggie Sharp	0-0	0-0	0-0	4	1	0	16	0	1	0	0
Jimbo Tolbert	0-0	0-0	0-0	0	0	0	0+	0	1	0	0
Team				5						1	
Totals	25-50	11-21	11-16	38	9	72	200	12	15	6	1

FG%: 1st Half 16-26 .615, 2nd Half 9-24 .375, Game 25-50 .500; 3FG%: 1st Half 6-12 .500, 2nd Half 5-9 .556, Game 11-21 .524; FT%: 1st Half 2-3 .667, 2nd Half 9-13 .692, Game 11-16 .688; Deadball Rebounds: 3.

SCORE BY PERIODS	1	2	F
Creighton	25	44	--
Auburn	40	32	--

OFFICIALS--Donnee Gray, Reggie Greenwood, Andy Rios
TECHNICAL FOULS--None
ATTENDANCE--20,013



Mamadou N'diaye recorded a double-double with 15 points and 11 rebounds and had the game-saving block to lead seventh-seeded Auburn a 72-69 victory over 10th-seeded Creighton in the NCAA Tournament First Round.



NCAA Tournament Box Scores

(2 seed) #6 Iowa State 79, (7 seed) #22 Auburn 60

March 18, 2000

NCAA Midwest Regional Second Round

Hubert H. Humphrey Metrodome • Minneapolis, Minn.

(10 seed) Auburn 65, (7 seed) Saint Joseph's 63 (ot)

March 21, 2003

NCAA East Regional First Round

St. Pete Times Forum • Tampa, Fla.

Auburn	FG-A	3FG-A	FT-A	REB	PF	TP	MIN	A	TO	BLK	S
Mack McGadney, F 4-10	0-2	0-0	6	5	8	24	0	1	0	0	0
Mamadou N'diaye, C 4-7	0-0	1-3	3	4	9	34	0	1	2	1	
Jay Heard, G 2-6	0-2	0-1	1	2	4	16	1	0	0	0	
Daymeon Fishback, G 3-9	2-8	0-0	6	3	8	31	3	2	0	0	
Doc Robinson, G 5-18	2-8	0-0	3	1	12	33	2	2	0	0	
Marquis Daniels 5-7	1-1	1-1	7	4	12	30	0	1	0	2	
Scott Pohlman 1-5	1-3	0-0	1	2	3	23	3	1	0	0	
Reggie Sharp 0-0	0-0	0-0	0	0	0	6	2	1	0	0	
Jamison Brewer 0-1	0-0	4-5	0	0	4	3	0	1	0	0	
Team			4						1		
Totals	24-63	6-24	6-10	31	21	60	200	11	11	2	3

FG%: 1st Half 14-27 .519, 2nd Half 10-36 .278, Game 24-63 .381; 3FG%: 1st Half 3-9 .333, 2nd Half 3-15 .200, Game 6-24 .250; FT%: 1st Half 2-4 .500, 2nd Half 4-6 .667, Game 6-10 .600; Deadball Rebounds: 0.

Auburn	FG-A	3FG-A	FT-A	REB	PF	TP	MIN	A	TO	BLK	S
Marquis Daniels, F 10-19	3-4	2-4	8	1	25	42	4	1	0	2	
Marco Killingsworth, F 7-15	0-2	1-1	7	1	15	36	1	4	0	1	
Kyle Davis, C 3-5	0-0	1-2	9	3	7	33	1	4	4	0	
Derrick Bird, G 3-8	2-6	3-4	1	4	11	37	0	4	1	0	
Lewis Monroe, G 0-4	0-2	0-0	4	2	0	41	4	1	0	0	
Brandon Robinson 0-1	0-0	1-2	4	3	1	0	1	0	0	1	
Nathan Watson 2-5	2-4	0-0	2	1	6	13	0	0	0	0	
Donny Calton 0-0	0-0	0-0	0	1	0	0+	0	0	0	0	
Chris Lollar 0-0	0-0	0-0	0	0	0	2	1	0	0	0	
Team			3								
Totals	25-57	7-18	8-13	38	16	65	225	11	15	5	4

FG%: 1st Half 13-30 .433, 2nd Half 9-21 .429, OT 3-6 .500, Game 25-57 .439; 3FG%: 1st Half 4-11 .364, 2nd Half 3-7 .429, OT 0-0 .000, Game 7-18 .389; FT%: 1st Half 2-4 .500, 2nd Half 4-6 .667, OT 2-3 .667, Game 8-13 .615; Deadball Rebounds: 2.

Iowa State	FG-A	3FG-A	FT-A	REB	PF	TP	MIN	A	TO	BLK	S
Stevie Johnson, F 6-8	1-1	8-11	8	4	21	34	1	0	1	0	
Marcus Fizer, F 7-17	0-3	8-9	12	3	22	38	1	2	0	0	
Kantrail Horton, G 1-3	0-2	0-0	2	1	2	37	4	1	0	0	
Jamaal Tinsley, G 3-10	2-4	4-6	4	3	12	38	7	4	2	3	
Michael Nurse, G 4-5	1-2	5-5	5	3	14	37	2	2	0	1	
Martin Rancik 1-1	0-0	0-0	2	1	2	4	0	0	0	0	
Brandon Hawkins 1-2	0-1	0-0	2	0	2	8	1	1	0	1	
Richard Evans 2-2	0-0	0-0	2	0	4	4	0	0	0	0	
Team			1						1		
Totals	25-48	4-13	25-31	38	15	79	200	16	11	3	5

FG%: 1st Half 11-24 .458, 2nd Half 14-24 .583, Game 25-48 .521; 3FG%: 1st Half 1-5 .200, 2nd Half 3-8 .375, Game 4-13 .308; FT%: 1st Half 9-10 .900, 2nd Half 16-21 .762, Game 25-31 .806; Deadball Rebounds: 3.

Saint Joseph's	FG-A	3FG-A	FT-A	REB	PF	TP	MIN	A	TO	BLK	S
Pat Carroll, F 0-5	0-5	0-0	1	1	0	22	1	1	0	1	
Dave Mallon, F 1-3	1-2	0-0	1	0	3	9	1	0	0	0	
Alexandre Sazanov, C 2-4	0-0	3-4	4	3	7	13	0	3	0	0	
Tyrone Barley, G 0-4	0-2	0-0	3	4	0	34	6	2	0	3	
Jameer Nelson, G 11-22	3-7	7-8	9	2	32	45	1	0	0	1	
Chris Cologer 0-0	0-0	0-0	3	0	0	9	0	0	0	0	
Dwayne Lee 0-0	0-0	0-0	0	0	0	0+	0	0	0	0	
Chet Stachitas 0-1	0-1	0-0	0	0	0	2	0	0	0	0	
Delonte West 3-13	2-7	2-2	3	3	10	33	2	2	0	2	
Dwayne Jones 4-5	0-0	1-2	6	1	9	32	0	0	4	0	
John Bryant 1-2	0-0	0-0	2	5	2	26	0	3	0	1	
Team			4						1		
Totals	22-59	6-24	13-16	36	19	63	225	11	12	4	8

FG%: 1st Half 7-24 .292, 2nd Half 13-30 .433, OT 2-5 .400, Game 22-59 .373; 3FG%: 1st Half 2-10 .200, 2nd Half 2-10 .200, OT 2-4 .500, Game 6-24 .250; FT%: 1st Half 3-4 .750, 2nd Half 10-12 .833, OT 0-0 .000, Game 13-16 .813; Deadball Rebounds: 1.

SCORE BY PERIODS	1	2	F	
Auburn	33	27	--	60
Iowa State	32	47	--	79

OFFICIALS--Mike Sanzere, Bob Donato, Donnee Gray
 TECHNICAL FOULS--None
 ATTENDANCE--26,328

SCORE BY PERIODS	1	2	OT	F	
Auburn	32	25	8	--	65
Saint Joseph's	19	38	6	--	63

OFFICIALS--Steve Welmer, Curtis Shaw, Rick Hartzell
 TECHNICAL FOULS--None
 ATTENDANCE--17,024

Freshman Marquis Daniels came off the bench to total 10 points and 4 rebounds in the first half, but seventh-seeded Auburn fell to second-seeded and sixth-ranked Iowa State 79-60 in the NCAA Tournament Second Round before a pro-Cyclone crowd of 26,328.



Marquis Daniels had 25 points and eight rebounds to lead No. 10 seeded Auburn to a 65-63 overtime victory over No. 7 seeded Saint Joseph's. He scored eight of the Tigers' final 11 points, drilling a 23-foot 3-pointer well beyond the top of the key with :05 left in regulation to give Auburn a 57-55 lead. Daniels also made a reverse layup, was fouled and made the free throw in OT for a 64-63 AU lead with :44 left.





NCAA Tournament Box Scores

(10 seed) Auburn 68, (2 seed) #8 Wake Forest 62

March 23, 2003

NCAA East Regional Second Round

St. Pete Times Forum • Tampa, Fla.

Auburn	FG-A	3FG-A	FT-A	REB	PF	TP	MIN	A	TO	BLK	S
Marquis Daniels, F	7-15	0-4	4-7	4	4	18	26	1	4	0	3
Marco Killingsworth, F	4-10	0-1	3-4	8	2	11	32	3	4	0	1
Kyle Davis, C	1-3	0-0	0-0	4	2	2	26	1	2	4	1
Derrick Bird, G	3-10	1-6	2-2	2	3	9	33	1	0	0	0
Lewis Monroe, G	2-6	2-5	6-6	1	2	12	37	3	3	0	3
Brandon Robinson	5-9	0-1	1-1	3	4	11	22	0	1	2	0
Nathan Watson	2-3	1-2	0-0	6	1	5	21	2	0	0	1
Chris Lollar	0-0	0-0	0-0	0	0	0	3	0	0	0	0
Team				5							
Totals	24-56	4-19	16-20	33	18	68	200	11	14	6	9


FG%: 1st Half 14-31 .452, 2nd Half 10-25 .400, Game 24-56 .429; 3FG%: 1st Half 3-10 .300, 2nd Half 1-9 .111, Game 4-19 .211; FT%: 1st Half 3-4 .750, 2nd Half 13-16 .813, Game 16-20 .800; Deadball Rebounds: 1.

Wake Forest	FG-A	3FG-A	FT-A	REB	PF	TP	MIN	A	TO	BLK	S
Jamaal Levy, F	1-4	0-1	1-2	7	5	3	34	1	2	3	0
Vytas Danelius, F	1-6	0-4	2-3	7	3	4	36	1	2	1	1
Eric Williams, C	1-4	0-0	2-2	0	4	4	10	0	1	0	1
Taron Downey, G	3-6	3-5	0-0	4	2	9	36	1	4	0	1
Josh Howard, G	4-10	0-3	6-6	8	4	14	34	1	7	3	4
Chris Ellis	0-0	0-0	0-0	0	1	0	8	0	0	0	0
Justin Gray	8-15	5-9	5-6	4	2	26	30	1	0	0	0
Richard Joyce	0-0	0-0	0-0	0	0	0	0+	0	0	0	0
Steve Lepore	0-1	0-1	0-0	0	1	0	1	0	0	0	0
Trent Strickland	0-3	0-0	2-2	1	1	2	11	0	1	0	0
Team				4						1	
Totals	18-49	8-23	18-21	35	23	62	200	5	18	7	7

FG%: 1st Half 11-23 .478, 2nd Half 7-26 .269, Game 18-49 .367; 3FG%: 1st Half 5-11 .455, 2nd Half 3-12 .250, Game 8-23 .348; FT%: 1st Half 11-12 .917, 2nd Half 7-9 .778, Game 18-21 .857; Deadball Rebounds: 1.

SCORE BY PERIODS	1	2	F	
Auburn	34	34	--	68
Wake Forest	38	24	--	62

OFFICIALS--Tony Greene, Steve Welmer, Ted Hillary
 TECHNICAL FOULS--None.
 ATTENDANCE--21,304 (c)



Derrick Bird scored nine points in No. 10 seeded Auburn's 68-62 victory over ACC Champion and No. 2 seeded Wake Forest. Bird held National Player of the Year Josh Howard to 14 points, six below his average, and forced Howard into a game-high seven turnovers.

#12 Syracuse 79, Auburn 78

March 28, 2003

NCAA East Regional Sweet 16

Pepsi Arena • Albany, N.Y.

Auburn	FG-A	3FG-A	FT-A	REB	PF	TP	MIN	A	TO	BLK	S
Marquis Daniels, F	12-21	0-1	3-4	9	3	27	38	4	4	0	2
Marco Killingsworth, F	0-3	0-0	2-2	5	3	2	18	0	3	0	0
Kyle Davis, C	1-6	0-0	0-0	6	4	2	20	0	2	4	0
Derrick Bird, G	3-10	3-9	2-2	4	2	11	38	5	1	0	0
Lewis Monroe, G	4-7	3-5	1-2	2	4	12	35	1	0	0	0
Troy Gaines	0-0	0-0	0-0	0	0	0	0+	1	0	0	0
Brandon Robinson	2-8	0-0	4-4	9	0	8	20	2	4	0	1
Nathan Watson	5-8	4-7	2-2	1	3	16	29	2	1	0	2
Rodney Tucker	0-0	0-0	0-0	0	0	0	2	0	1	1	0
Team				4							
Totals	27-63	10-22	14-17	40	19	78	200	15	17	5	5

FG%: 1st Half 9-30 .300, 2nd Half 18-33 .545, Game 27-63 .429; 3FG%: 1st Half 3-7 .429, 2nd Half 7-15 .467, Game 10-22 .455; FT%: 1st Half 6-7 .857, 2nd Half 8-10 .800, Game 14-17 .824; Deadball Rebounds: 2.

Syracuse	FG-A	3FG-A	FT-A	REB	PF	TP	MIN	A	TO	BLK	S
Hakim Warrick, F	6-12	0-0	3-4	4	5	15	25	1	2	0	3
Carmelo Anthony, F	7-17	2-4	2-3	8	2	18	34	3	2	1	2
Craig Forth, C	0-1	0-0	0-0	1	2	0	12	1	0	2	1
Kueth Duany, G	3-9	2-6	4-4	5	0	12	26	0	1	0	1
Gerry McNamara, G	2-6	1-4	4-5	2	2	9	37	3	0	0	0
Billy Edelin	1-2	0-0	3-4	6	2	5	17	4	3	0	1
Jeremy McNeil	3-6	0-0	0-0	7	3	6	27	0	2	4	0
Josh Pace	7-13	0-0	0-1	2	1	14	12	2	0	0	1
Team				1							
Totals	29-66	5-14	16-21	36	17	79	200	14	10	7	9

FG%: 1st Half 14-34 .412, 2nd Half 15-32 .469, Game 29-66 .439; 3FG%: 1st Half 3-9 .333, 2nd Half 2-5 .400, Game 5-14 .357; FT%: 1st Half 6-6 1.000, 2nd Half 10-15 .667, Game 16-21 .762; Deadball Rebounds: 3.

SCORE BY PERIODS	1	2	F	
Auburn	27	51	--	78
Syracuse	37	42	--	79

OFFICIALS--John Clougherty, John Higgins, Rick Hartzell
 TECHNICAL FOULS--None
 ATTENDANCE--15,093 (c)



Marquis Daniels put on a show in No. 10-seeded Auburn's 79-78 heart-breaking loss to eventual National Champion and No. 3 seeded Syracuse before a raucous sold out Orangemen crowd in Albany, N.Y. He had game-highs of 27 points and nine rebounds in his last game as a Tiger. Daniels had 17 second-half points against Syracuse's vaunted 2-3 zone as Auburn came back from 17 points down.



National Invitational Tournament

RESULTS

1993

NIT First Round at the Littlejohn Coliseum in Clemson, S.C.
March 18—Clemson 84, Auburn 72

1995

NIT First Round at Beard-Eaves-Memorial Coliseum in Auburn, Ala.
March 15—Marquette 68, Auburn 61

1996

NIT First Round at Beard-Eaves-Memorial Coliseum in Auburn, Ala.
March 13—Tulane 87, Auburn 73 (ot)

1998

NIT First Round at Beard-Eaves-Memorial Coliseum in Auburn, Ala.
March 11—Auburn 77, Southern Miss 62
NIT Second Round at the Bradley Center in Milwaukee, Wis.
March 16—Marquette 75, Auburn 60 (ot)

2001

NIT First Round at Beard-Eaves-Memorial Coliseum in Auburn, Ala.
March 14—Auburn 60, Miami, Fla. 58
NIT Second Round at Mackey Arena in West Lafayette, Ind.
March 20—Purdue 79, Auburn 61

2009

NIT First Round at Beard-Eaves-Memorial Coliseum in Auburn, Ala.
March 18—Auburn 87, UT Martin 82
NIT Second Round at Beard-Eaves-Memorial Coliseum in Auburn, Ala.
March 20—Auburn 74, Tulsa 55
NIT Third Round at Beard-Eaves-Memorial Coliseum in Auburn, Ala.
March 24—Baylor 74, Auburn 72

NIT TOTALS:-Won 4, Lost 6 (.400)

RECORDS

INDIVIDUAL SINGLE GAME

Points—28, Wesley Person (1993 at Clemson)
Field Goals—11, Wesley Person (1993 at Clemson)
Field Goals Attempted—22, Wesley Person (1993 at Clemson)
3-Pointers Made—6, Wesley Person (1993 at Clemson)
3-Pointers Attempted—13, Wesley Person (1993 at Clemson)
3-Point Pct.—.600, Scott Pohlman (3-5, 1998 vs. Southern Miss)
.600, Rasheem Barrett (3-5, 2009 vs. Baylor)
Free Throws— 6, DeWayne Reed (2009 vs. UT Martin)
6, Quantez Robertson (2009 vs. Tulsa)
Free Throws Att.— 10, DeWayne Reed (2009 vs. UT Martin)
Rebounds—13, Korvotney Barber (2009 vs. Baylor)
Assists—7, Jamison Brewer (2001 vs. Miami, Fla.)
Blocks—13, Kyle Davis (2001 vs. Miami, Fla.)*NIT record

TEAM SINGLE GAME

Points—87 (2009 vs. UT Martin)
Field Goals—32 (1993 at Clemson)
Field Goals Attempted—80 (1993 at Clemson)
Field Goal Percentage—.456 (26-57, 2009 vs. Southern Miss)
3-Pointers Made—14 (2009 vs. UT Martin)
3-Pointers Attempted—37 (1993 at Clemson)
3-Point Percentage—.483 (14-29, 2009 vs. UT Martin)
Free Throws—17 (1996 vs. Tulane)
Free Throws Attempted—35 (2009 vs. UT Martin)
Free Throw Percentage—.714 (1998 vs. Southern Miss)
Rebounds—43 (2009 vs. Tulsa)
Fouls—19 ('95 vs. Marquette)/('98 at Marquette)/('01 at Purdue)

OPPONENT INDIVIDUAL SINGLE GAME

Points—33, Lester Hudson (2209 for UT Martin)
Field Goals—12, Lester Hudson (2009 for UT Martin)
Field Goals Attempted—25, Jerald Honeycutt (1996 for Tulane)
3-Pointers Made—6, Lester Hudson (2009 for UT Martin)

3-Pointers Attempted—17, Lester Hudson (2009 for UT Martin)
3-Point Pct.—.714, Aaron Hutchins (5-7, 1995 for Marquette)
Free Throws—6, LeVeldro Simmons (1996 for Tulane)
Free Throws Attempted—7, LeVeldro Simmons (1996 for Tulane)
Rebounds—15, James Jones (2001 for Miami, Fla.)
Assists—10, Tony Miller (1995 for Marquette)

OPPONENT TEAM SINGLE GAME

Points—87 (1996 by Tulane)
Field Goals—34 (1996 by Tulane)
Field Goals Attempted—70 (1996 by Tulane)
Field Goal Percentage—.524 (33-63, 1993 by Clemson)
3-Pointers—11 (2009 by UT Martin)
3-Pointers Attempted—31 (2009 by UT Martin)
3-Point Percentage—.474 (9-19, 1995 by Marquette)
Free Throws—19 (2001 by Purdue)
Free Throws Attempted—30 (1998 at Marquette)
Free Throw Percentage—.842 (23-30, 1998 at Marquette)
Rebounds—45 (2009 by Tulsa)
Fouls—23 (2009 by Tulsa)

BOX SCORES

Clemson 84, Auburn 72

March 18, 1993

NIT First Round

Littlejohn Coliseum • Clemson, SC

Auburn	FG-A	3FG-A	FT-A	REB	PF	TP	MIN	A	TO	BLK	S
Wesley Person	11-22	6-13	0-1	3	3	28	37	1	3	0	1
Aubrey Wiley	6-7	0-0	0-0	11	5	12	27	1	2	1	3
Aaron Swinson	4-8	0-0	0-0	4	1	8	23	1	1	0	1
Reggie Gallon	6-14	2-8	0-0	3	4	14	37	3	2	0	1
Ronnie Battle	3-18	0-12	0-2	3	0	6	36	5	5	0	2
Mark Hutton	2-8	0-2	0-0	8	1	4	30	0	1	3	3
Lance Weems	0-2	0-2	0-0	1	1	0	6	2	0	0	1
Rod Joyce	0-1	0-0	0-0	3	0	0	4	0	2	0	0
Totals	32-80	8-37	0-3	39	15	72	200	13	16	4	12

FG%: 1st Half 16-37 .432, 2nd Half 16-43 .372, Game 32-80 .400; 3-Point FG%:
1st Half 3-14 .214, 2nd Half 5-23 .217, Game 8-37 .216; FT%: 1st Half 0-1 .000,
2nd Half 0-2 .000, Game 0-3 .000. Team Rebounds: 3; Deadball Rebounds: 3.

Clemson	FG-A	3FG-A	FT-A	REB	PF	TP	MIN	A	TO	BLK	S
Andre Bovain	8-15	0-0	2-3	13	1	21	35	2	5	0	2
Devin Gray	11-17	0-1	1-1	9	0	23	36	2	1	1	1
Sharone Wright	4-10	0-0	2-4	6	2	10	36	1	5	5	1
Bruce Martin	4-7	3-6	0-0	7	0	11	30	1	2	1	2
Chris Whitney	4-9	3-6	4-5	4	2	15	36	9	6	0	3
Wayne Buckingham	2-4	0-0	0-1	0	0	4	7	0	0	1	3
Lou Richie	0-1	0-0	0-0	1	4	0	18	5	3	0	3
Jeff Brown	0-0	3-7	0-0	0	4	0	1	0	1	0	0
Frank Tomera	0-0	0-0	0-0	0	0	0	1	0	0	0	0
Totals	33-63	9-20	9-14	43	9	84	200	20	23	8	15

FG%: 1st Half 21-35 .600, 2nd Half 12-28 .429, Game 33-63 .524; 3-Point FG%:
1st Half 6-12 .500, 2nd Half 3-8 .375, Game 9-20 .450; FT%: 1st Half 3-4 .750,
2nd Half 6-10 .600, Game 9-14 .643; Team Rebounds: 3; Deadball Rebounds: 1.

SCORE BY PERIODS	1	2	F
Auburn	35	37	—
Clemson	51	33	—

OFFICIALS—Ron Foxcroft, Michael Kitts, John Hughes
TECHNICAL FOULS—None
ATTENDANCE—9,500



National Invitational Tournament Box Scores

Marquette 68, Auburn 61
March 15, 1995
NIT First Round
Beard-Eaves-Memorial Coliseum
Auburn, Ala.

Marquette	FG	3FG	FT	R	F	TP	A	T	B	S	M
Faisal Abraham	2-5	0-0	0-0	4	2	5	0	2	1	0	17
Roney Eford	0-3	0-2	0-0	2	2	0	4	1	0	1	24
Amal McCaskill	4-10	0-0	0-0	11	2	10	2	0	3	1	34
Anthony Pieper	3-6	2-4	4-6	4	1	12	1	0	0	0	31
Tony Miller	2-6	0-2	5-7	6	2	9	10	4	0	3	38
Chris Crawford	4-6	2-3	0-1	3	3	10	2	2	0	0	20
Aaron Hutchins	7-9	5-7	1-2	1	1	20	0	1	0	2	17
Abel Joseph	1-2	0-0	0-0	0	0	2	0	0	0	0	6
William Gates	0-0	0-0	0-0	1	1	0	0	1	0	0	8
Dwayne Streater	0-1	0-0	0-0	0	0	0	0	1	0	0	2
Zack McCall	0-1	0-1	0-0	1	0	0	0	0	0	0	3
Richard Shaw	0-0	0-0	0-0	0	0	0	0	0	0	0	0
Team	1										
Totals	23-49	9-19	13-20	36	14	68	19	12	4	7	200


FG%: 1st Half 13-25 .520, 2nd Half 10-24 .417, Game 23-49 .469;
3-Point FG%: 1st Half 6-12 .500, 2nd Half 3-7 .429, Game 9-19 .474; FT%: 1st Half 3-5 .600, 2nd Half 10-15 .667, Game 13-20 .650. Team Rebounds: 1; Deadball Rebounds: 4.

Auburn	FG	3FG	FT	R	F	TP	A	T	B	S	M
Kevin Galloway	0-0	0-0	0-0	0	1	0	0	0	0	0	3
Chris Davis	6-9	0-0	4-9	8	2	16	1	3	1	0	28
Pat Burke	3-8	0-1	0-0	2	0	6	2	3	2	1	32
Wes Flanigan	2-10	0-2	4-5	7	3	8	3	1	1	0	34
Moochie Norris	4-10	1-5	0-0	2	4	9	6	1	0	1	31
Ray Donald	2-4	2-3	0-0	5	3	6	2	0	0	1	27
Lance Weems	6-15	4-11	0-0	5	4	16	2	1	0	2	28
Franklin Williams	0-2	0-0	0-0	2	3	0	0	2	1	1	17
Jim Costner	0-0	0-0	0-0	0	0	0	0	1	0	0	3
Team	1										
Totals	23-58	7-22	8-14	32	19	61	16	12	5	6	200

FG%: 1st Half 14-31 .452, 2nd Half 9-27 .333, Game 23-58 .397;
3-Point FG%: 1st Half 4-11 .364, 2nd Half 3-11 .273, Game 7-22 .318; FT%: 1st Half 5-8 .625, 2nd Half 3-6 .500, Game 8-14 .571;
Deadball Rebounds: 2.

SCORE BY PERIODS	1	2	F
Marquette	35	33	68
Auburn	37	24	61

OFFICIALS--Hal Lusk, Steven Pyatt, Eddie Jackson
TECHNICAL FOULS--Amal McCaskill
ATTENDANCE--9,359



Moochie Norris dished out a team-high six assists in Auburn's NIT first round game vs. Marquette.

Tulane 87, Auburn 73 (ot)
March 13, 1996
NIT First Round
Beard-Eaves-Memorial Coliseum
Auburn, Ala.

Tulane	FG	3FG	FT	R	F	TP	A	T	B	S	M
Correy Childs, F	2-3	0-0	3-4	3	3	7	4	2	0	3	30
Jerald Honeycutt, F	10-25	2-9	2-2	9	2	24	5	1	2	0	40
Lawrence Nelson, C	1-3	0-0	0-2	2	4	2	3	0	0	0	20
LeVeldro Simmons, G	8-18	4-8	6-7	6	2	26	5	4	0	4	41
Chris Cameron, G	6-8	1-1	0-0	11	2	13	3	2	1	2	41
Rayshard Allen	5-7	0-0	0-1	6	0	10	2	2	0	3	24
Shun Sheffield	0-1	0-0	0-0	1	0	0	0	0	0	0	7
Patrick Lewis	0-3	0-2	0-0	1	1	0	2	2	0	0	12
Keith Harris	2-2	1-1	0-0	1	1	0	2	0	0	1	1
Team	3										
Totals	34-70	8-21	11-16	42	16	87	24	15	3	13	255

FG%: 1st Half 16-32 .500, 2nd Half 18-38 .474, Game 34-70 .486;
3FG%: 1st Half 6-11 .545, 2nd Half 2-10 .200, Game 8-21 .381;
FT%: 1st Half 4-4 1.000, 2nd Half 7-12 .583, Game 11-16 .688;
Deadball Rebounds: 5.

Auburn	FG	3FG	FT	R	F	TP	A	T	B	S	M
Bryant Smith, G	1-3	0-2	1-2	4	1	3	0	1	0	0	11
Franklin Williams, F	3-7	2-5	2-2	1	0	10	0	5	0	1	21
Pat Burke, C	1-5	1-2	3-5	8	4	6	2	2	2	0	35
Lance Weems, G	6-13	5-9	2-2	5	4	19	2	2	0	2	35
Wes Flanigan, G	1-11	0-1	3-6	4	2	5	6	4	0	4	41
Alvin Jefferson	7-10	0-0	4-5	7	2	18	0	2	0	1	32
Derek Caldwell	0-5	0-3	2-2	2	0	2	2	0	0	0	13
Ray Donald	2-7	2-6	0-0	3	0	6	2	2	0	1	26
Adrian Chilliest	2-3	0-1	0-0	1	2	4	1	0	0	0	11
Team	3										
Totals	23-64	10-29	17-24	38	15	73	15	18	2	9	225

FG%: 1st Half 9-29 .310, 2nd Half 14-35 .400, Game 23-64 .359;
3FG%: 1st Half 2-12 .167, 2nd Half 8-17 .471, Game 10-29 .345;
FT%: 1st Half 8-11 .727, 2nd Half 9-13 .692, Game 17-24 .708;
Deadball Rebounds: 4.

SCORE BY PERIODS	1	2	OT	F
Tulane	42	29	16	87
Auburn	28	43	2	73

OFFICIALS--Michael Constabile, Reginald Cofer, Frankie Bordaux
TECHNICAL FOULS--None
ATTENDANCE--5,163



Wes Flanigan had a game-high six assists and four steals in Auburn's 87-73 overtime loss to Tulane in the 1996 NIT First Round at Beard-Eaves-Memorial Coliseum.

Auburn 77, Southern Miss 62
March 11, 1998
NIT First Round
Beard-Eaves-Memorial Coliseum
Auburn, Ala.

Southern Miss	FG	3FG	FT	R	F	TP	A	T	B	S	M
Rod Agee, F	5-10	2-4	2-2	5	4	14	5	2	0	1	32
Kelly McCarty, F	7-14	0-2	2-2	6	3	16	0	3	1	0	38
Pedro Phillips, C	4-8	2-5	0-0	2	4	10	4	4	0	0	24
Mel Cauthen, G	5-9	0-0	0-1	4	1	10	5	4	0	2	35
Jimmie Floyd, G	1-3	0-0	0-2	2	2	2	2	2	1	1	33
Kevin Winn	0-0	0-0	0-0	0	1	0	0	1	0	0	6
Arthur Stapleton	1-5	0-2	3-4	4	1	5	4	2	0	2	19
Robert Lewis	1-1	1-1	0-0	0	0	3	0	0	0	0	1
Vandarel Jones	1-3	0-0	0-0	1	4	2	0	3	2	0	12
Team	4										
Totals	25-53	5-14	7-9	28	20	62	20	21	4	6	200

FG%: 1st Half 14-25 .560, 2nd Half 11-28 .393, Game 25-53 .472;
3FG%: 1st Half 2-4 .500, 2nd Half 3-10 .300, Game 5-14 .357;
FT%: 1st Half 6-6 1.000, 2nd Half 1-3 .333, Game 7-9 .778;
Deadball Rebounds: 5.

Auburn	FG	3FG	FT	R	F	TP	A	T	B	S	M
Bryant Smith, F	4-12	0-1	1-2	4	4	9	4	2	0	5	35
Adrian Chilliest, F	1-4	0-0	1-2	12	3	3	2	1	0	0	24
Mamadou N'diaye, C	8-11	0-0	3-4	5	4	19	2	2	2	0	29
Scott Pohlman, G	5-9	3-5	1-2	2	0	14	1	0	0	3	29
Doc Robinson, G	4-14	1-4	4-5	2	2	13	6	4	0	3	34
Clifton Robinson	0-0	0-0	0-0	0	0	0	0	0	0	0	1
Daymeon Fishback	2-7	1-5	2-2	7	1	7	3	2	1	0	24
Dudley Smith	0-0	0-0	0-0	0	0	0	0	0	0	0	1
Kendell Mack	0-0	0-0	0-0	0	0	0	0	0	0	0	3
John Gomillion	0-0	0-0	0-0	0	0	0	0	0	0	0	1
Franklin Williams	4-10	1-6	3-4	3	2	12	0	2	0	0	19
Team	3										
Totals	28-67	6-21	15-21	38	16	77	18	13	3	11	200

FG%: 1st Half 12-30 .400, 2nd Half 16-37 .432, Game 28-67 .418;
3FG%: 1st Half 4-13 .308, 2nd Half 2-8 .250, Game 6-21 .286;
FT%: 1st Half 6-8 .750, 2nd Half 9-13 .692, Game 15-21 .714;
Deadball Rebounds: 4.

SCORE BY PERIODS	1	2	F
Southern Miss	36	26	62
Auburn	34	43	77

OFFICIALS--Jackie Loubé, Kevin Quirk, George Harry
TECHNICAL FOULS--None
ATTENDANCE--5,191



Mamadou N'diaye, playing two days after his father passed away, scored a career-high 19 points to pace Auburn to a 77-62 victory over Southern Miss in the NIT first round. It was the Tigers's first postseason win in a decade.



National Invitational Tournament Box Scores

Marquette 75, Auburn 60 (ot)
March 16, 1998
NIT Second Round
Bradley Center
Milwaukee, Wis.

Auburn	FG	3FG	FT	R	F	TP	A	T	B	S	M
Bryant Smith, F	3-5	1-3	3-5	3	0	10	3	3	0	3	41
Adrian Chilliast, F	1-2	0-0	1-2	7	4	3	0	3	0	0	20
Mamadou N'diaye, C	2-5	0-0	3-5	5	4	7	0	2	4	0	28
Scott Pohlman, G	7-14	3-9	2-2	4	2	19	0	1	0	1	37
Daymeon Fishback, G	3-12	0-4	0-0	4	3	6	5	0	1	2	37
Clifton Robinson	2-3	1-1	2-2	1	0	7	1	0	0	0	6
Kendell Mack	0-0	0-0	0-0	0	0	0	0	0	0	0	3
Franklin Williams	1-3	0-2	0-0	2	3	2	1	2	0	0	19
Doc Robinson	3-13	0-5	0-0	2	3	6	4	4	0	0	34
Team	2										
Totals	22-57	5-24	11-16	30	19	60	14	16	5	6	225


FG%: 1st Half 15-30 .500, 2nd Half 7-27 .259, Game 22-57 .386;
 3FG%: 1st Half 2-6 .333, 2nd Half 3-18 .167, Game 5-24 .208;
 FT%: 1st Half 3-4 .750, 2nd Half 8-12 .667, Game 11-16 .688;
 Deadball Rebounds: 8.

Marquette	FG	3FG	FT	R	F	TP	A	T	B	S	M
Mike Bargen, F	3-7	1-4	3-4	6	5	10	0	2	1	0	34
Richard Shaw, F	2-5	0-0	3-4	8	1	7	0	2	1	0	30
Jarrod Lovette, C	7-12	1-3	3-4	5	1	18	0	2	0	2	36
Aaron Hutchins, G	3-11	1-6	1-2	5	3	8	8	3	0	0	38
Brian Wardle, G	3-11	2-3	4-5	5	2	12	4	1	1	1	32
John Cliff	2-3	1-2	2-3	2	1	7	0	1	0	0	15
Marcus West	1-2	0-1	4-4	2	0	6	2	1	0	1	23
Abel Joseph	1-1	0-0	2-2	1	1	4	1	0	1	0	10
John Mueller	0-0	0-0	0-0	0	0	0	0	0	0	0	1
Greg Clausen	1-2	0-0	1-2	1	0	3	0	0	0	0	6
Team	1										
Totals	23-54	6-19	23-30	36	14	75	15	12	4	4	225

FG%: 1st Half 10-21 .476, 2nd Half 13-33 .394, Game 23-54 .426;
 3FG%: 1st Half 3-6 .500, 2nd Half 3-13 .231, Game 6-19 .316;
 FT%: 1st Half 7-11 .636 2nd Half 16-19 .842, Game 23-30 .767;
 Team Rebounds: 1; Deadball Rebounds: 4.

SCORE BY PERIODS	1	2	OT	F	
Auburn	35	25	0	--	60
Marquette	30	30	15	--	75

OFFICIALS--Steve Skiles, Tom Grzynski, Norm Nelson
 TECHNICAL FOULS--None
 ATTENDANCE--8,692



Auburn 60, Miami (Fla.) 58
March 14, 2001
NIT First Round
Beard-Eaves-Memorial Coliseum
Auburn, Ala.

Miami, Fla.	FG	3FG	FT	R	F	TP	A	T	B	S	M
Darius Rice, F	5-15	1-8	3-3	4	2	14	3	1	0	0	34
James Jones, F	7-13	2-5	4-6	15	2	20	0	2	2	1	36
Dwayne Wimbley, C	1-7	0-0	1-3	4	4	3	0	5	1	1	25
Michael Simmons, G	0-0	0-0	0-0	1	3	0	5	1	0	0	20
John Salmoms, G	6-13	2-2	0-0	2	1	14	3	4	0	6	35
Leroy Hurd	2-6	0-1	1-2	2	2	5	1	1	0	2	18
Joe Gordon	1-6	0-3	0-0	8	2	2	2	2	0	0	19
Marcus Barnes	0-2	0-2	0-0	0	1	0	1	1	0	1	13
Team	4										
Totals	22-62	5-21	9-14	40	17	58	15	17	3	11	200

FG%: 1st Half 16-34 .471, 2nd Half 6-28 .214, Game 22-62 .355;
 3-Point FG%: 1st Half 5-14 .357, 2nd Half 0-7 .000, Game 5-21 .238;
 FT%: 1st Half 4-7 .571, 2nd Half 5-7 .714, Game 9-14 .643;
 Deadball Rebounds: 3.

Auburn	FG	3FG	FT	R	F	TP	A	T	B	S	M
Abdou Diame, F	6-9	0-0	1-1	4	3	13	0	0	1	0	24
Kyle Davis, C	2-6	0-0	3-4	8	4	7	0	2	13	1	33
Jamison Brewer, G	2-6	0-3	0-0	6	1	4	7	4	0	2	37
Scott Pohlman, G	2-7	0-3	0-0	1	1	4	1	2	1	2	17
Adam Harrington, G	3-5	2-3	1-1	2	1	9	1	5	0	1	20
Marquis Daniels	5-14	1-2	4-6	8	2	15	2	2	0	2	32
Reggie Sharp	1-3	0-1	0-0	1	1	2	2	1	0	1	11
Marin Bota	0-0	0-0	0-0	1	0	0	0	2	0	0	2
Lincoln Glass	4-12	2-7	2-4	1	0	14	17	1	0	0	0
Team	1										
Totals	19-62	5-19	21-29	38	25	66	14	16	15	8	200

FG%: 1st Half 13-29 .448, 2nd Half 10-28 .357, Game 23-57 .404;
 3-Point FG%: 1st Half 2-8 .250, 2nd Half 3-11 .273, Game 5-19 .263;
 FT%: 1st Half 3-4 .750, 2nd Half 6-8 .750, Game 9-12 .750;
 Team Rebounds: 1; Deadball Rebounds: 2.

SCORE BY PERIODS	1	2	F	
Miami, Fla.	41	17	--	58
Auburn	31	29	--	60

OFFICIALS--Bob Donato, Olandis Poole, Mike Eades
 TECHNICAL FOULS--None
 ATTENDANCE--5,249



Freshman Kyle Davis had a NIT and Auburn record 13 blocked shots vs. Miami, one shy of the NCAA record.

Purdue 79, Auburn 61
March 20, 2001
NIT Second Round
Mackey Arena
West Lafayette, Ind.

Auburn	FG	3FG	FT	R	F	TP	A	T	B	S	M
Abdou Diame, F	2-7	0-0	0-1	3	2	4	1	1	1	1	23
Kyle Davis, C	7-10	0-0	5-5	9	3	19	0	2	4	2	32
Marquis Daniels, G	5-12	1-2	3-3	7	5	14	0	5	1	3	35
Jamison Brewer, G	2-4	0-0	0-0	3	1	4	2	3	0	2	27
Lincoln Glass, G	1-8	0-6	0-0	3	1	2	6	1	0	2	23
Scott Pohlman	7-17	3-8	1-3	7	2	18	2	1	0	1	33
Reggie Sharp	0-5	0-3	0-0	1	0	0	3	1	0	1	15
Adam Harrington	0-4	0-2	0-0	0	5	0	2	4	0	1	11
Marin Bota	0-0	0-0	0-0	0	0	0	0	0	0	0	1
Team	0										
Totals	24-67	4-21	9-12	33	19	61	16	18	6	13	200


FG%: 1st Half 7-29 .241, 2nd Half 17-38 .447, Game 24-67 .358;
 3FG%: 1st Half 2-9 .222, 2nd Half 2-12 .167, Game 4-21 .190;
 FT%: 1st Half 6-7 .857, 2nd Half 3-5 .600, Game 9-12 .750;
 Deadball Rebounds: 1.

Purdue	FG	3FG	FT	R	F	TP	A	T	B	S	M
Brett Buscher, F	3-10	0-0	0-0	5	5	6	1	3	0	4	20
John Allison, C	4-6	0-0	0-0	7	1	8	0	1	6	0	21
Maynard Lewis, G	4-6	3-5	5-6	3	0	16	1	2	1	0	21
Kenneth Lowe, G	3-6	1-3	5-6	2	2	12	0	1	0	3	24
Carson Cunningham, G	1-3	0-2	2-2	0	3	4	6	4	0	0	21
Willie Deane	3-6	1-3	0-0	5	1	7	3	0	1	0	15
Austin Parkinson	0-1	0-0	0-0	2	1	0	3	0	0	0	15
Joe Marshall	0-4	0-2	3-4	3	1	3	2	0	1	0	20
Adam Wetzel	2-2	0-0	1-2	3	0	5	0	2	0	0	10
Travis Best	0-0	0-0	2-2	1	0	2	1	3	0	0	4
Rodney Smith	6-14	3-5	0-1	6	2	15	2	1	0	1	20
Kevin Garrity	0-0	0-0	1-2	1	0	1	0	0	0	0	9
Team	5										
Totals	26-58	8-20	19-25	43	16	79	19	17	8	9	200

FG%: 1st Half 11-32 .344, 2nd Half 15-26 .577, Game 26-58 .448;
 3FG%: 1st Half 1-9 .111, 2nd Half 7-11 .636, Game 8-20 .400;
 FT%: 1st Half 5-6 .833 2nd Half 14-19 .737, Game 19-25 .760;
 Deadball Rebounds: 7.

SCORE BY PERIODS	1	2	F	
Auburn	22	39	--	61
Purdue	28	51	--	79

OFFICIALS--Ted Valentine, Gene Monje, Robert Pennington
 TECHNICAL FOULS--None
 ATTENDANCE--5,261



Scott Pohlman had 18 points and seven rebounds in his last game as a Tiger in Auburn's 79-61 loss at Purdue in the NIT second round.



National Invitational Tournament Box Scores

Auburn 87, UT Martin 82
March 18, 2009
NIT First Round
Beard-Eaves-Memorial Coliseum
Auburn, Ala.

UT Martin	FG	3FG	FT	R	F	TP	A	T	B	S	M
Djero Riedewald,F	1-2	0-0	0-0	6	2	2	0	1	0	0	15
Olajide Hay, F	3-3	0-0	2-2	4	4	8	0	3	0	2	28
Delrico Lane, G	1-3	1-1	2-2	4	4	5	3	1	0	3	37
Marquis Weddle,G	2-11	2-9	2-2	0	3	8	0	2	0	0	19
Lester Hudson,G	12-24	6-17	3-3	12	4	33	7	6	0	2	40
Benzer Simmons	5-13	0-1	2-3	6	0	12	0	1	0	1	25
Dominique Mpono	0-0	0-0	0-0	2	0	0	0	0	0	0	2
Reuben Clayton	5-8	2-3	0-1	2	1	12	1	1	0	1	25
Mj Brown	0-0	0-0	0-0	0	0	0	0	0	0	0	0+
Eric Massey	1-2	0-0	0-1	2	4	2	0	0	0	1	9
Team	2										
Totals	30-66	11-31	11-14	37	22	82	11	15	0	10	200

FG%: 1st Half 13-29 .448, 2nd Half 17-37 .459, Game 30-66 .455;
 3FG%: 1st Half 4-15 .267, 2nd Half 7-16 .438, Game 11-31 .355;
 FT%: 1st Half 5-8 .625, 2nd Half 6-6 1.000, Game 11-14 .786;
 Deadball Rebounds: 2.

Auburn	FG	3FG	FT	R	F	TP	A	T	B	S	M
Korvotney Barber,F	3-4	0-0	4-8	8	3	10	2	1	2	0	26
DeWayne Reed,G	6-15	5-10	6-10	5	2	23	2	5	0	2	38
Rasheem Barrett,G	3-12	2-5	0-0	7	0	8	3	2	0	2	26
Tez Robertson, G	6-8	2-3	5-5	6	2	19	6	2	0	4	36
Tay Waller, G	2-5	1-3	1-2	1	3	6	0	2	0	0	15
Lucas Hargrove	3-6	2-4	1-4	4	1	9	1	2	1	1	28
Larry Williams	0-0	0-0	0-0	1	0	0	0	0	0	1	5
Frankie Sullivan	3-7	2-4	2-4	1	2	10	3	0	0	1	21
Brendon Knox	0-0	0-0	2-2	1	2	2	0	0	0	0	5
Team	3										
Totals	26-57	14-29	21-35	37	15	87	17	14	3	11	200

FG%: 1st Half 16-33 .485, 2nd Half 10-24 .417, Game 26-57 .456;
 3FG%: 1st Half 8-15 .533, 2nd Half 6-14 .429, Game 14-29 .483;
 FT%: 1st Half 6-7 .857, 2nd Half 15-28 .536, Game 21-35 .600;
 Deadball Rebounds: 8.

SCORE BY PERIODS	1	2	F	
UT Martin (22-10)	35	47	--	82
Auburn (23-11)	46	41	--	87

OFFICIALS--Sean Casady, Tim Comer, Brian Shey
 TECHNICAL FOULS--None
 ATTENDANCE--4,008



DeWayne Reed scored a career-high 23 points while going 5-of-10 from 3-point range to lead Auburn to an 87-82 win over UT Martin in the NIT first round.

Auburn 74, Tulsa 55
March 20, 2009
NIT Second Round
Beard-Eaves-Memorial Coliseum
Auburn, Ala.

Tulsa	FG	3FG	FT	R	F	TP	A	T	B	S	M
Bishop Wheatley,F	1-2	0-0	2-2	3	1	4	0	2	1	0	22
Ray Reese, F	2-8	0-4	1-2	1	2	5	2	2	0	1	33
Jerome Jordan, C	2-7	0-0	0-4	10	4	4	1	3	0	0	19
Ben Uzoh, G	5-13	1-5	2-2	9	2	13	2	7	0	2	36
Justin Hurtt, G	7-13	2-5	0-0	1	2	16	1	0	0	2	32
Shane Heirman	0-0	0-0	0-0	0	0	0	0	0	0	0	1
Bassel Bajwi	0-1	0-0	0-0	0	0	0	0	0	0	0	1
Steven Idlet	3-7	0-0	0-0	6	5	6	0	1	1	1	16
Will Sanger	0-0	0-0	0-0	1	0	0	0	0	0	0	1
Glenn Andrews	2-9	2-4	1-2	5	4	7	0	1	0	0	19
Joe Richard	0-2	0-0	3-0	0	0	0	0	0	0	1	9
Colter Morgan	0-1	0-0	0-0	0	0	0	0	0	0	0	1
Sam Mitchell	0-1	0-0	0-0	2	3	0	0	2	0	0	10
Team	4										
Totals	22-64	5-18	6-12	45	23	55	6	18	2	7	200

FG%: 1st Half 9-30 .300, 2nd Half 13-34 .382, Game 22-64 .344;
 3FG%: 1st Half 2-8 .250, 2nd Half 3-10 .300, Game 5-18 .278;
 FT%: 1st Half 2-4 .500, 2nd Half 4-8 .500, Game 6-12 .500;
 Deadball Rebounds: 2.

Auburn	FG	3FG	FT	R	F	TP	A	T	B	S	M
Korvotney Barber,F	4-8	0-0	1-2	2	4	9	1	1	0	0	13
DeWayne Reed,G	4-11	1-4	3-6	5	2	12	5	5	0	5	32
Rasheem Barrett,G	7-13	2-4	1-2	4	2	17	2	0	0	0	31
Tez Robertson, G	0-4	0-1	6-6	4	1	6	5	1	0	3	30
Tay Waller, G	3-7	3-7	0-0	3	2	9	0	1	1	0	26
Lucas Hargrove	1-6	0-1	2-3	6	2	4	1	1	0	0	23
Larry Williams	1-1	1-1	0-0	0	0	3	0	0	0	0	1
Frankie Sullivan	4-9	1-3	1-2	2	1	10	0	1	0	3	15
Jake Drum	0-0	0-0	0-0	0	0	0	0	0	0	0	1
Brendon Knox	1-2	0-0	2-4	4	3	4	1	2	1	1	19
Johnnie Lett	0-0	0-0	0-0	4	0	0	0	2	1	0	7
Francis Aihe	0-0	0-0	0-0	1	0	0	0	0	0	0	1
Team	8										
Totals	25-61	8-21	16-25	43	17	74	16	14	3	12	200

FG%: 1st Half 10-31 .323, 2nd Half 15-30 .500, Game 25-61 .410;
 3FG%: 1st Half 4-12 .333, 2nd Half 4-9 .444, Game 8-21 .381;
 FT%: 1st Half 9-14 .643, 2nd Half 7-11 .636, Game 16-25 .640;
 Deadball Rebounds: 8.

SCORE BY PERIODS	1	2	F	
Tulsa (25-11)	22	33	--	55
Auburn (24-11)	33	41	--	74

OFFICIALS--Sean Hull, Kevin Mathis, Craig Murley
 TECHNICAL FOULS--None
 ATTENDANCE--4,092



Rasheem Barrett scored 17 points to lead Auburn to a 74-55 win over Tulsa putting the Tigers in the NIT quarterfinals for the first time.

Baylor 74, Auburn 72
March 24, 2009
NIT Quarterfinals
Beard-Eaves-Memorial Coliseum
Auburn, Ala.

Baylor	FG	3FG	FT	R	F	TP	A	T	B	S	M
Kevin Rogers, F	7-12	0-0	1-2	12	3	15	1	1	0	1	38
Josh Lomers, C	0-1	0-0	0-0	5	3	0	0	2	2	0	17
Curtis Jerrells, G	5-14	1-6	5-6	3	1	16	8	1	0	0	35
LaceDarius Dunn,G	6-10	2-5	5-6	9	4	19	0	2	0	1	35
Tweety Carter, G	5-9	3-6	0-1	2	3	13	5	1	0	2	34
Henry Dugat	2-4	1-2	0-0	1	1	5	1	4	0	2	19
Mamadou Diene	2-3	0-0	2-2	5	2	6	0	1	2	0	20
Anthony Jones	0-1	0-0	0-0	1	0	0	0	0	0	0	2
Team	1										
Totals	27-54	7-19	13-17	39	17	74	15	12	4	6	200

FG%: 1st Half 15-30 .500, 2nd Half 12-24 .500, Game 27-54 .500;
 3FG%: 1st Half 4-10 .400, 2nd Half 3-9 .333, Game 7-19 .368;
 FT%: 1st Half 3-4 .750, 2nd Half 10-13 .769, Game 13-17 .765;
 Deadball Rebounds: 0.

Auburn	FG	3FG	FT	R	F	TP	A	T	B	S	M
Korvotney Barber,F	4-12	0-0	3-5	13	3	11	2	1	0	0	33
DeWayne Reed,G	5-10	2-7	1-5	1	3	13	0	2	0	0	31
Rasheem Barrett,G	6-15	3-5	1-2	5	2	16	2	1	0	1	34
Tez Robertson, G	1-2	0-1	4-4	4	2	6	5	0	0	1	27
Tay Waller, G	2-8	2-7	2-2	1	1	8	2	1	0	2	25
Lucas Hargrove	3-7	0-2	2-3	3	3	8	2	1	1	1	22
Frankie Sullivan	3-9	2-5	0-0	3	3	8	1	2	0	0	22
Brendon Knox	1-1	0-0	0-0	1	0	2	0	0	0	0	6
Team	4										
Totals	25-64	9-27	13-21	35	17	72	14	8	1	5	200

FG%: 1st Half 13-30 .433, 2nd Half 12-34 .353, Game 25-64 .391;
 3FG%: 1st Half 6-15 .400, 2nd Half 3-12 .250, Game 9-27 .333;
 FT%: 1st Half 4-8 .500, 2nd Half 9-13 .692, Game 13-21 .619;
 Deadball Rebounds: 4.

SCORE BY PERIODS	1	2	F	
Baylor (23-14)	37	37	--	74
Auburn (24-12)	36	36	--	72

OFFICIALS--James Breeding, Raymond Styons, Dwayne Gladden
 TECHNICAL FOULS--None
 ATTENDANCE--6,582



Korvotney Barber recorded his 13th double-double of the season with 11 points and 13 rebounds in Auburn's 74-72 NIT Quarterfinal loss to Baylor.



All-Time Lineups (1950-2017)

1949-50 (17-7, 12-6 SEC)

F—Jack Glasgow, 5.6 ppg
 F—George Hill, 8.0 ppg
 C—Bill Lynn, 14.7 ppg
 G—Don Lanford, 10.5 ppg
 G—Roy Brawner, 6.2 ppg
 Top Sub—Dan Pridgen, 4.3 ppg

1950-51 (12-10, 6-8-SEC)

F—George Hill, 9.3 ppg, 7.8 rpg
 F—Bubber Farish, 7.1 ppg, 3.6 rpg
 C—Dan Pridgen, 13.9 ppg, 9.1 rpg
 G—Don Lanford, 11.2 ppg, 5.8 rpg
 G—Roy Brawner, 8.7 ppg, 4.2 rpg
 Top Sub—Roger Weldon, 5.8 ppg, 4.8 rpg

1951-52 (14-12, 6-8 SEC)

F—Bill Fickling, 7.1 ppg, 6.8 rpg
 F—Roger Weldon, 8.3 ppg, 5.5 rpg
 C—Jim Martin, 8.3 ppg, 8.0 rpg
 G—Inman Veal, 10.9 ppg, 4.3 rpg
 G—Vince Dooley, 6.0 ppg, 4.9 rpg
 Top Subs—Jack Turner, 7.5 ppg, 3.1 rpg;
 Bubber Farish, 4.3 ppg, 2.5 rpg;
 Robert Fenn, 6.7 ppg, 7.8 rpg

1952-53 (13-8, 6-7 SEC)

F—Bill Fickling, 5.3 ppg, 5.7 rpg
 F—Jim O'Donnell, 9.6 ppg, 5.7 rpg
 C—Bob Miller, 15.8 ppg, 12.3 rpg
 G—Jack Turner, 10.7 ppg, 4.0 rpg
 G—Bill Kirkpatrick, 5.3 ppg, 1.3 rpg
 Top Subs—John Cochran, 6.4 ppg,
 7.4 rpg; Bubber Farish, 6.0 ppg, 2.6 rpg

1953-54 (17-7, 8-6 SEC)

F—Bill Fickling, 5.9 ppg, 4.7 rpg
 F—John Cochran, 8.2 ppg, 5.9 rpg
 C—Bob Miller, 17.8 ppg, 11.5 rpg
 G—Bill Kirkpatrick, 9.7 ppg, 1.8 rpg
 G—Jack Turner, 9.3 ppg, 4.4 rpg
 Top Subs—Jim O'Donnell, 8.0 ppg,
 5.4 rpg; Jim Martin, 6.8 ppg, 5.9 rpg

1954-55 (11-9, 6-8 SEC)

F—Jim O'Donnell, 15.9 ppg, 8.6 rpg
 F—Herb Slayden, 8.0 ppg, 5.0 rpg
 C—Gordon Mummert, 11.2 ppg, 8.5 rpg
 G—Bill Kirkpatrick, 18.7 ppg, 3.0 rpg
 G—Brownie Nelson, 10.6 ppg, 6.2 rpg
 Top Subs—Henry Sturkie, 5.2 ppg,
 4.2 rpg; Jim Diamond, 8.6 ppg, 9.9 rpg

1955-56 (11-10, 8-6 SEC)

F—Jim O'Donnell, 14.9 ppg, 8.6 rpg
 F—Kay Slayden, 14.1 ppg, 6.5 rpg
 C—Bill McGriff, 15.9 ppg, 10.2 rpg
 G—Henry Sturkie, 9.1 ppg, 4.1 rpg
 G—Brownie Nelson, 9.9 ppg, 5.5 rpg
 Top Subs—Jim Diamond, 4.2 ppg, 4.3 rpg;
 Terry Chandler, 4.3 ppg, 2.7 rpg

1956-57 (13-8, 8-6 SEC)

F—Henry Sturkie, 7.9 ppg, 5.0 rpg
 F—Rex Frederick, 15.6 ppg, 15.3 rpg
 C—Bill McGriff, 11.3 ppg, 8.0 rpg
 G—Henry Hart, 14.2 ppg, 6.7 rpg

G—Jimmy Lee, 15.9 ppg, 4.6 rpg
 Top Subs—Terry Chandler, 4.5 ppg, 2.3 rpg; Bob
 Tucker, 3.4 ppg, 1.4 rpg

1957-58 (16-6, 11-3 SEC)

F—Rex Frederick, 16.1 ppg, 14.8 rpg
 F—Terry Chandler, 6.4 ppg, 5.2 rpg
 C—Bill McGriff, 6.7 ppg, 5.2 rpg
 G—Jimmy Lee, 13.8 ppg, 3.4 rpg
 G—Bob Tucker, 10.5 ppg, 3.6 rpg
 Top Subs—Bill Gregory, 5.4 ppg, 6.0 rpg; Shot
 Johnston, 7.8 ppg, 7.4 rpg

1958-59 (20-2, 12-2 SEC)

F—David Vaughn, 9.6 ppg, 5.0 rpg
 F—Jimmy Fibbe, 11.1 ppg, 7.5 rpg
 C—Rex Frederick, 12.7 ppg, 12.9 rpg
 G—Jimmy Lee, 13.1 ppg, 4.6 rpg
 G—Henry Hart, 13.0 ppg, 5.3 rpg
 Top Sub—Porter Gilbert, 8.5 ppg, 3.5 rpg

1959-60 (19-3, 12-2 SEC • Champions)

F—Ray Groover, 11.6 ppg, 3.0 rpg
 F—David Vaughn, 11.7 ppg, 7.0 rpg
 C—Jimmy Fibbe, 12.3 ppg, 6.9 rpg
 G—Henry Hart, 15.5 ppg, 5.9 rpg
 G—Porter Gilbert, 11.4 ppg, 5.5 rpg
 Top Subs—Bayward McManus, 3.3 ppg,
 1.7 rpg; Bill Ross, 3.7 ppg, 1.9 rpg

1960-61 (15-7, 8-6 SEC)

F—David Vaughn, 10.6 ppg, 6.1 rpg
 F—Jimmy Fibbe, 14.7 ppg, 6.5 rpg
 C—Layton Johns, 5.5 ppg, 6.1 rpg
 G—Ray Groover, 14.1 ppg, 3.0 rpg
 G—Porter Gilbert, 11.2 ppg, 3.6 rpg
 Top Sub—Bill Tinker, 4.9 ppg, 2.8 rpg

1961-62 (18-6, 11-3 SEC)

F—Bill Tinker, 11.8 ppg, 5.3 rpg
 F—Mack Kirkland, 7.3 ppg, 6.3 rpg
 C—Layton Johns, 15.7 ppg, 11.3 rpg
 G—Larry Chapman, 10.6 ppg, 4.0 rpg
 G—Bill Ross, 6.7 ppg, 3.7 rpg
 Top Sub—John Blackwell, 4.3 ppg, 1.8 rpg

1962-63 (18-4, 10-4 SEC)

F—Bill Tinker, 7.9 ppg, 4.7 rpg
 F—John Blackwell, 13.9 ppg, 4.1 rpg
 C—Layton Johns, 15.0 ppg, 12.5 rpg
 G—Larry Chapman, 10.0 ppg, 3.0 rpg
 G—Larry Cart, 13.4 ppg, 3.0 rpg
 Top Subs—Freddie Guy, 2.8 ppg, 3.2 rpg;
 Joe Newton, 3.6 ppg, 3.7 rpg;
 Mack Kirkland, 3.0 ppg, 2.7 rpg

1963-64 (11-12, 6-8 SEC)

F—Freddie Guy, 13.3 ppg, 11.7 rpg
 F—Lee DeFore, 17.7 ppg, 7.7 rpg
 C—Joe Newton, 10.5 ppg, 7.5 rpg
 G—Larry Chapman, 9.1 ppg, 4.0 rpg
 G—John Blackwell, 13.1 ppg, 3.9 rpg
 Top Sub—Tom Fibbe, 5.2 ppg, 2.6 rpg

1964-65 (16-9, 11-5 SEC)

F—Freddie Guy, 12.4 ppg, 12.2 rpg
 F—Lee DeFore, 15.8 ppg, 6.3 rpg
 C—Joe Newton, 14.8 ppg, 9.5 rpg
 G—Larry Cart, 9.2 ppg, 2.0 rpg
 G—Tom Fibbe, 4.9 ppg, 1.8 rpg
 Top Sub—Jimmy Montgomery, 4.8 ppg, 1.5 rpg

1965-66 (16-10, 8-8 SEC)

F—Lee DeFore, 23.7 ppg, 9.6 rpg
 F—Monk Montgomery, 11.7 ppg, 3.9 rpg
 C—Ronnie Quick, 6.6 ppg, 5.5 rpg
 G—Bob Buisson, 11.9 ppg, 3.8 rpg
 G—Alex Howell, 4.4 ppg, 2.5 rpg
 Top Subs—Tee Faircloth, 3.8 ppg, 2.3
 rpg; Joe Millsap, 8.7 ppg, 5.1 rpg

1966-67 (17-8, 12-6 SEC)

F—Wally Tinker, 9.6 ppg, 8.4 rpg
 F—Tom Perry, 7.7 ppg, 3.3 rpg
 C—Ronnie Quick, 12.2 ppg, 7.6 rpg
 G—Bob Buisson, 11.5 ppg, 3.1 rpg
 G—Alex Howell, 14.0 ppg, 3.2 rpg
 Top Subs—Joe Millsap, 6.8 ppg, 3.3 rpg;
 Tee Faircloth, 4.1 ppg, 1.4 rpg

1967-68 (13-13, 8-10 SEC)

F—Wally Tinker, 14.5 ppg, 5.0 rpg
 F—Tom Perry, 9.1 ppg, 3.4 rpg
 C—Bill Alexander, 13.4 ppg, 7.4 rpg
 G—Alex Howell, 12.0 ppg, 3.5 rpg
 G—Carl Shetler, 5.4 ppg, 2.1 rpg
 Top Sub—Ron Jackson, 9.8 ppg, 5.0 rpg

1968-69 (15-10, 10-8 SEC)

F—Tom Perry, 6.4 ppg, 4.1 rpg
 F—Wally Tinker, 13.8 ppg, 7.8 rpg
 C—Bill Alexander, 13.4 ppg, 7.4 rpg
 G—Carl Shetler, 12.9 ppg, 2.5 rpg
 G—John Mengelt, 19.4 ppg, 4.2 rpg
 Top Subs—Ronnie Jackson, 6.5 ppg, 3.2
 rpg; Randall Walker, 4.6 ppg, 3.2 rpg

1969-70 (15-11, 11-7 SEC)

F—Ronnie Jackson, 4.1 ppg, 5.4 rpg
 F—Henry Harris, 12.5 ppg, 7.5 rpg
 C—Bill Alexander, 13.6 ppg, 12.1 rpg
 G—Carl Shetler, 10.7 ppg, 1.6 rpg
 G—John Mengelt, 26.8 ppg, 6.0 rpg
 Top Sub—Jimmy Walker, 3.7 ppg, 2.0 rpg

1970-71 (11-15, 8-10 SEC)

F—Henry Harris, 11.6 ppg, 6.4 rpg
 F—Jim Retseck, 14.8 ppg, 11.3 rpg
 C—Al Leapheart, 11.2 ppg, 8.3 rpg
 G—John Mengelt, 28.4 ppg, 4.1 rpg
 G—Jimmy Walker, 4.0 ppg, 2.2 rpg
 Top Sub—Gary England, 4.5 ppg, 1.5 rpg

1971-72 (10-16, 6-12 SEC)

F—Jim Retseck, 16.5 ppg, 9.2 rpg
 F—Dan Kirkland, 13.4 ppg, 4.7 rpg
 C—Al Leapheart, 8.2 ppg, 4.2 rpg
 G—Gary England, 9.2 ppg, 2.3 rpg
 G—Henry Harris, 11.3 ppg, 6.2 rpg
 Top Sub—Mike Christian, 8.3 ppg, 1.3 rpg



All-Time Lineups (1950-2017)

1972-73 (6-20, 4-14 SEC)

F—Albert Johnson, 7.3 ppg, 6.0 rpg
 F—Gary Redding, 11.5 ppg, 8.2 rpg
 C—Ralph Smith, 7.3 ppg, 5.1 rpg
 G—Gary England, 12.8 ppg, 2.3 rpg
 G—Mike Christian, 12.2 ppg, 3.0 rpg
 Top Sub—Bob Bond, 5.8 ppg, 4.6 rpg

1973-74 (10-16, 5-13 SEC)

F—Gary Redding, 12.0 ppg, 9.4 rpg
 F—Bob Bond, 5.3 ppg, 5.9 rpg
 C—Pepto Bolden, 10.5 ppg, 11.6 rpg
 G—Mike Christian, 14.1 ppg, 2.3 rpg
 G—Eddie Johnson, 21.8 ppg, 4.0 rpg
 Top Sub—Bob Osberry, 9.7 ppg, 5.5 rpg

1974-75 (18-8, 12-6 SEC)

F—Gary Redding, 14.7 ppg, 10.1 rpg
 F—Mike Mitchell, 18.4 ppg, 11.4 rpg
 C—Myles Patrick, 5.8 ppg, 6.2 rpg
 G—Eddie Johnson, 20.9 ppg, 3.8 rpg
 G—Stan Pietkiewicz, 9.6 ppg, 2.8 rpg
 Top Subs—Glenn Moon, 2.6 ppg, 2.7 rpg;
 Wayne Bracy, 3.8 ppg, 1.2 rpg

1975-76 (16-10, 11-7 SEC)

F—Mike Mitchell, 18.7 ppg, 9.6 rpg
 F—Gary Redding, 13.2 ppg, 8.2 rpg
 C—Myles Patrick, 7.5 ppg, 6.9 rpg
 G—Stan Pietkiewicz, 10.1 ppg, 2.7 rpg
 G—Eddie Johnson, 19.7 ppg, 3.9 rpg
 Top Sub—Cedrick Hordges, 4.9 ppg, 3.2 rpg

1976-77 (13-13, 6-12 SEC)

F—Mike Mitchell, 19.4 ppg, 8.5 rpg
 F—Pepto Bolden, 10.0 ppg, 9.0 rpg
 C—Myles Patrick, 9.7 ppg, 6.9 rpg
 G—Eddie Johnson, 15.6 ppg, 2.6 rpg
 G—Stan Pietkiewicz, 11.1 ppg, 2.7 rpg
 Top Sub—Cedrick Hordges, 5.9 ppg, 4.7 rpg

1977-78 (13-14, 8-10 SEC)

F—Mike Mitchell, 24.9 ppg, 8.9 rpg
 F—Myles Patrick, 10.0 ppg, 6.1 rpg
 C—Bobby Cattage, 8.6 ppg, 6.3 rpg
 G—Stan Pietkiewicz, 19.1 ppg, 3.6 rpg
 G—Bubba Price, 7.3 ppg, 2.2 rpg
 Top Sub—Earl Banks, 6.1 ppg, 6.4 rpg

1978-79 (13-16, 5-13 SEC)

F—Rick Valavicius, 14.4 ppg, 4.5 rpg
 F—Earl Banks, 10.9 ppg, 7.1 rpg
 C—Bobby Cattage, 15.9 ppg, 9.3 rpg
 G—Bubba Price, 15.8 ppg, 3.4 rpg
 G—Lewis Card, 2.6 ppg, 1.8 rpg
 Top Subs—Eric Stringer, 4.0 ppg, 1.2 rpg;
 Benny Anthony, 5.6 ppg, 3.7 rpg

1979-80 (10-18, 5-13 SEC)

F—Rick Valavicius, 11.1 ppg, 2.8 rpg
 F—Darrell Lockhart, 8.8 ppg, 5.4 rpg
 C—Earl Banks, 7.3 ppg, 5.9 rpg
 G—Bubba Price, 10.9 ppg, 2.6 rpg
 G—Eric Stringer, 5.2 ppg, 1.6 rpg
 Top Subs—Benny Anthony, 6.1 ppg, 4.1 rpg;
 Frank Poindexter, 8.6 ppg, 2.5 rpg;
 Bobby Cattage, 7.7 ppg, 5.3 rpg

1980-81 (11-16, 4-14 SEC)

F—Darrell Lockhart, 11.2 ppg, 6.4 rpg
 F—Frank Poindexter, 11.5 ppg, 4.1 rpg
 C—Earl Banks, 11.9 ppg, 7.0 rpg
 G—Alvin Mumphord, 7.1 ppg, 2.5 rpg
 G—Byron Henson, 6.2 ppg, 1.8 rpg
 Top Subs—Eric Stringer, 4.6 ppg, 1.2 rpg;
 Bobby Cattage, 4.7 ppg, 3.4 rpg

1981-82 (14-14, 7-11 SEC)

F—Darrell Lockhart, 11.6 ppg, 5.7 rpg
 F—Alvin Mumphord, 8.3 ppg, 2.6 rpg
 C—Charles Barkley, 12.7 ppg, 9.8 rpg
 G—Odell Mosteller, 15.9 ppg, 3.1 rpg
 G—Byron Henson, 3.6 ppg, 1.0 rpg
 Top Subs—Paul Daniels, 1.9 ppg, 1.4 rpg;
 Greg Turner, 6.1 ppg, 3.1 rpg

1982-83 (15-13, 8-10 SEC)

F—Darrell Lockhart, 13.0 ppg, 5.5 rpg
 F—Chuck Person, 9.3 ppg, 4.6 rpg
 C—Charles Barkley, 14.4 ppg, 9.5 rpg
 G—Odell Mosteller, 14.2 ppg, 2.7 rpg
 G—Paul Daniels, 3.7 ppg, 2.4 rpg
 Top Subs—Alvin Mumphord, 5.9 ppg,
 2.3 rpg; Greg Turner, 4.1 ppg, 2.8 rpg;
 Byron Henson, 2.7 ppg, 0.6 rpg

1983-84 (20-11, 12-6 SEC)

F—Greg Turner, 10.6 ppg, 5.1 rpg
 F—Chuck Person, 19.1 ppg, 8.0 rpg
 C—Charles Barkley, 15.1 ppg, 9.5 rpg
 G—Frank Ford, 7.5 ppg, 3.5 rpg
 G—Gerald White, 8.0 ppg, 1.6 rpg
 Top Subs—Vern Strickland, 6.7 ppg,
 3.2 rpg; Paul Daniels, 2.5 ppg, 1.3 rpg;
 Carey Holland, 2.2 ppg, 2.3 rpg;
 Mark Cahill, 2.3 ppg, 0.6 rpg

1984-85 (22-12, 8-10 SEC)

F—Chuck Person, 22.0 ppg, 8.9 rpg
 F—Chris Morris, 10.4 ppg, 5.0 rpg
 C—Jeff Moore, 8.2 ppg, 7.1 rpg
 G—Frank Ford, 11.5 ppg, 4.8 rpg
 G—Gerald White, 7.9 ppg, 2.5 rpg
 Top Subs—Carey Holland, 4.8 ppg, 3.6 rpg;
 Johnny Lynn, 1.2 ppg; Darren Guest, 1.8 ppg,
 2.2 rpg; Terrance Howard, 3.1 ppg

1985-86 (22-11, 13-5 SEC)

F—Chuck Person, 21.5 ppg, 7.9 rpg
 F—Chris Morris, 9.8 ppg, 5.2 rpg
 C—Jeff Moore, 10.9 ppg, 7.1 rpg
 G—Frank Ford, 11.1 ppg, 4.4 rpg
 G—Gerald White, 5.3 ppg, 2.6 rpg
 Top Subs—Mike Jones, 8.7 ppg, 3.4 rpg;
 Terrance Howard, 2.5 ppg, 0.9 rpg;
 Johnny Lynn, 2.1 ppg, 0.3 rpg

1986-87 (18-13, 9-9 SEC)

F—Mike Jones, 15.8 ppg, 7.2 rpg
 F—Chris Morris, 13.5 ppg, 7.3 rpg
 C—Jeff Moore, 17.4 ppg, 9.5 rpg
 G—Gerald White, 7.6 ppg, 2.4 rpg
 G—Frank Ford, 12.9 ppg, 6.0 rpg
 Top Subs—Terrance Howard, 3.7 ppg,
 1.3 rpg; Johnny Lynn, 3.2 ppg, 0.9 rpg;

Aundrae Davis, 6.8 ppg, 1.5 rpg

1987-88 (19-11, 11-7 SEC)

F—John Caylor, 8.9 ppg, 5.0 rpg
 F—Chris Morris, 20.7 ppg, 9.8 rpg
 C—Jeff Moore, 18.6 ppg, 9.2 rpg
 G—Terrance Howard, 8.1 ppg, 2.7 rpg
 G—Derrick Dennison, 6.6 ppg, 2.6 rpg
 Top Subs—Johnny Lynn, 3.9 ppg, 1.8 rpg;
 Matt Geiger, 6.4 ppg, 4.1 rpg;
 Keenan Carpenter, 4.7 ppg, 1.2 rpg

1988-89 (9-19, 2-16 SEC)

F—Kirt Hankton, 8.1 ppg, 5.4 rpg
 F—Zane Arnold, 3.7 ppg, 4.2 rpg
 C—Matt Geiger, 15.9 ppg, 6.6 rpg
 G—Keenan Carpenter, 19.0 ppg, 3.5 rpg
 G—Derrick Dennison, 12.5 ppg, 4.2 rpg
 Top Subs—Robert McKie, 6.5 ppg,
 5.8 rpg; Dustin Hester, 0.3 ppg, 1.3 rpg;
 Champ Wrencher, 0.7 ppg, 0.6 rpg;
 Chris Brandt, 1.8 ppg, 1.5 rpg

1989-90 (13-18, 8-10 SEC)

F—Derrick Dennison, 16.0 ppg, 4.4 rpg
 F—Chris Brandt, 11.7 ppg, 6.5 rpg
 C—Zane Arnold, 8.2 ppg, 6.5 rpg
 G—Reggie Gallon, 9.8 ppg, 3.6 rpg
 G—Ronnie Battle, 17.0 ppg, 3.4 rpg
 Top Subs—John Caylor, 8.7 ppg, 6.8 rpg;
 Larry Patrick, 3.5 ppg, 1.4 rpg;
 Champ Wrencher, 1.2 ppg, 0.3 rpg;
 Richard Smith, 0.6 ppg, 1.2 rpg

1990-91 (13-16, 5-13 SEC)

F—Wesley Person, 15.4 ppg, 5.7 rpg
 F—Chris Brandt, 5.0 ppg, 3.9 rpg
 C—Robert McKie, 11.1 ppg, 5.9 rpg
 G—Reggie Gallon, 9.1 ppg, 3.6 rpg
 G—Ronnie Battle, 17.0 ppg, 2.6 rpg
 Top Subs—John Caylor, 7.7 ppg, 5.7 rpg; Zane
 Arnold, 5.1 ppg, 3.7 rpg; Larry Patrick, 4.5 ppg,
 Champ Wrencher, 1.7 ppg, 1.2 rpg

1991-92 (12-15, 5-11 SEC)

F—Wesley Person, 19.9 ppg, 6.8 rpg
 F—Aaron Swinson, 14.3 ppg, 7.5 rpg
 C—Chris Brandt, 10.9 ppg, 4.8 rpg
 G—Reggie Gallon, 6.4 ppg, 2.0 rpg
 G—Ronnie Battle, 16.6 ppg, 1.9 rpg
 Top Subs—Champ Wrencher, 3.9 ppg,
 1.4 rpg; Willie Jones, 6.7 ppg, 4.5 rpg;
 Rod Joyce, 2.8 ppg, 1.5 rpg; Cameron
 Boozer, 3.1 ppg, 1.5 rpg

1992-93 (15-12, 8-8 SEC)

F—Wesley Person, 18.8 ppg, 7.1 rpg
 F—Aubrey Wiley, 9.4 ppg, 5.1 rpg
 C—Aaron Swinson, 15.6 ppg, 7.7 rpg
 G—Reggie Gallon, 8.4 ppg, 2.4 rpg
 G—Ronnie Battle, 16.5 ppg, 1.4 rpg
 Top Subs—Mark Hutton, 6.0 ppg,
 5.0 rpg; Lance Weems, 1.7 ppg, 1.0 rpg



All-Time Lineups (1950-2017)

1993-94 (11-17, 3-13 SEC)

F—Wesley Person, 22.2 ppg, 6.4 rpg
 F—Aubrey Wiley, 11.8 ppg, 9.3 rpg
 C—Aaron Swinson, 20.7 ppg, 8.1 rpg
 G—Shawn Stuart, 2.5 ppg, 2.4 rpg
 G—Wes Flanigan, 6.5 ppg, 4.9 rpg
 Top Subs—Lance Weems, 10.4 ppg, 2.5 rpg; Leonard Smith, 4.1 ppg, 1.3 rpg; Pat Burke, 4.0 ppg, 2.9 rpg

1994-95 (16-13, 7-9 SEC)

F—Chris Davis, 11.6 ppg, 6.1 rpg
 C—Pat Burke, 9.0 ppg, 4.8 rpg
 G—Wes Flanigan, 8.9 ppg, 2.9 rpg
 G—Lance Weems, 13.2 ppg, 3.3 rpg
 G—Moochie Norris, 12.5 ppg, 4.9 rpg
 Top Subs—Ray Donald, 9.5 ppg, 4.6 rpg; Franklin Williams, 7.8 ppg, 4.4 rpg; Jim Costner, 3.0 ppg, 2.2 rpg

1995-96 (19-13, 6-10 SEC)

F—Franklin Williams, 10.4 ppg, 4.8 rpg
 C—Pat Burke, 11.0 ppg, 8.7 rpg
 G—Wes Flanigan, 13.4 ppg, 6.7 rpg
 G—Lance Weems, 13.4 ppg, 3.6 rpg
 G—Ray Donald, 8.7 ppg, 3.3 rpg
 Top Subs—Derek Caldwell, 6.2 ppg, 1.8 rpg; Bryant Smith, 3.6 ppg, 2.0 rpg; Alvin Jefferson, 3.3 ppg, 3.1 rpg

1996-97 (16-15, 6-10 SEC)

F—Franklin Williams, 7.9 ppg, 4.2 rpg
 C—Pat Burke, 11.0 ppg, 7.0 rpg
 G—Wes Flanigan, 11.0 ppg, 4.5 rpg
 G—Daymeon Fishback, 7.8 ppg, 2.5 rpg
 G—Doc Robinson, 6.2 ppg, 3.1 rpg
 Top Subs—Bryant Smith 8.1 ppg, 4.2 rpg; Derek Caldwell 5.8 ppg, 1.9 rpg; Alvin Jefferson 4.3 ppg, 4.1 rpg; Mamadou N'diaye 3.0 ppg, 2.5 rpg

1997-98 (16-14, 7-9 SEC)

F—Bryant Smith, 13.3 ppg, 6.6 rpg
 F—Franklin Williams, 7.4 ppg, 3.8 rpg
 C—Mamadou N'diaye, 8.0 ppg, 6.9 rpg
 G—Doc Robinson, 12.4 ppg, 4.4 rpg
 G—Scott Pohlman, 10.6 ppg, 2.6 rpg
 Top Subs—Daymeon Fishback 6.9 ppg, 3.2 rpg; Adrian Chilliest, 2.4 ppg, 3.5 rpg; Randy Hughes 7.1 ppg, 5.8 rpg; Derek Caldwell 3.4 ppg, 1.2 rpg

1998-99 (29-4, 14-2 SEC • Champions)

F—Chris Porter, 16.0 ppg, 8.6 rpg
 F—Bryant Smith, 11.0 ppg, 6.2 rpg
 C—Mamadou N'diaye, 7.2 ppg, 7.5 rpg
 G—Doc Robinson, 11.5 ppg, 5.0 rpg
 G—Scott Pohlman, 11.8 ppg, 2.2 rpg
 Top Subs—Jay Heard, 6.2 ppg, 2.2 rpg; Mack McGadney, 5.1 ppg, 3.1 rpg; Daymeon Fishback, 4.5 ppg, 2.2 rpg; Reggie Sharp, 3.5 ppg, 1.2 rpg; Adrian Chilliest, 1.7 ppg, 2.5 rpg

1999-2000 (24-10, 9-7 SEC)

F—Chris Porter, 14.6 ppg, 7.3 rpg
 C—Mamadou N'diaye, 8.9 ppg, 7.9 rpg
 G—Daymeon Fishback, 9.6 ppg, 4.1 rpg
 G—Doc Robinson, 11.5 ppg, 5.1 rpg

G—Scott Pohlman, 9.9 ppg, 2.3 rpg
 Top Subs—Mack McGadney, 7.2 ppg, 4.8 rpg; Marquis Daniels, 4.5 ppg, 2.6 rpg; Jay Heard, 3.6 ppg, 3.2 rpg; Reggie Sharp, 3.2 ppg; Jamison Brewer, 2.3 ppg, 1.9 rpg

2000-01 (18-14, 7-9 SEC)

F—Marquis Daniels, 15.7 ppg, 7.0 rpg
 C—Kyle Davis, 4.8 ppg, 5.9 rpg, 2.8 bpg
 G—Adam Harrington, 15.5 ppg, 4.3 rpg
 G—Scott Pohlman, 12.5 ppg, 2.2 rpg
 G—Jamison Brewer, 8.4 ppg, 7.2 rpg, 5.8 rpg
 Top Subs—Mack McGadney, 15.0 ppg, 8.3 rpg (only played 8 games, tore ACL); Lincoln Glass, 7.2 ppg; Abdou Diame, 7.0 ppg, 3.3 rpg; Reggie Sharp, 2.1 rpg

2001-02 (12-16, 4-12 SEC)

F—Marquis Daniels, 11.6 ppg, 5.3 rpg
 C—Kyle Davis, 5.6 ppg, 5.1 rpg, 3.3 bpg
 G—Adam Harrington, 10.1 ppg, 3.5 rpg
 G—Derrick Bird, 10.6 ppg, 3.2 rpg
 G—Lewis Monroe, 2.7 ppg, 2.2 rpg, 2.5 rpg
 Top Subs—Brandon Robinson, 8.5 ppg, 5.2 rpg; Marco Killingsworth, 7.8 ppg, 4.2 rpg

2002-03 (22-12, 8-8 SEC)

F—Marquis Daniels, 18.4 ppg, 6.2 rpg
 F—Marco Killingsworth, 13.3 ppg, 6.4 rpg
 C—Kyle Davis, 6.3 ppg, 5.9 rpg, 3.7 bpg
 G—Derrick Bird, 9.8 ppg, 2.9 rpg
 G—Lewis Monroe, 6.2 ppg, 2.4 rpg, 3.3 rpg
 Top Subs—Brandon Robinson, 8.2 ppg, 4.5 rpg; Nathan Watson, 5.9 ppg, 3.2 rpg

2003-04 (14-14, 5-11 SEC)

F—Brandon Robinson, 12.0 ppg, 6.7 rpg
 F—Marco Killingsworth, 13.7 ppg, 6.9 rpg
 C—Kyle Davis, 6.5 ppg, 6.8 rpg, 2.6 bpg
 G—Ian Young, 10.0 ppg, 2.3 rpg, 2.4 rpg
 G—Lewis Monroe, 6.1 ppg, 3.6 rpg, 1.5 rpg
 Top Subs—Nathan Watson, 7.5 ppg, 2.7 rpg; Quinnel Brown 7.1 ppg, 3.0 rpg; Ronny LeMelle 6.0 ppg, 2.1 rpg; Troy Gaines 3.8 ppg; Dwayne Curtis 2.9 ppg, 2.3 rpg

2004-05 (14-17, 4-12 SEC)

F—Quinnel Brown, 12.8 ppg, 6.0 rpg
 G—Toney Douglas, 16.9 ppg, 5.3 rpg
 G—Ian Young, 13.3 ppg, 4.1 rpg, 4.0 rpg
 G—Nathan Watson, 11.3 ppg, 5.7 rpg
 G—Daniel Hayles, 6.0 ppg, 3.1 rpg
 Top Subs—Frank Tolbert, 6.9 ppg, 3.0 rpg; Ronny LeMelle (only played 4 games, INJ)

2005-06 (12-16, 4-12 SEC)

F—Korvotney Barber, 6.8 ppg, 4.8 rpg
 G—Ronny LeMelle, 12.8 ppg, 3.8 rpg
 G—Rasheem Barrett, 11.1 ppg, 3.0 rpg
 G—Frank Tolbert, 9.1 ppg, 3.5 rpg
 G—Quantez Robertson, 8.0 ppg, 4.6 rpg, 4.1 rpg
 Top Subs—Josh Dollard, 9.1 ppg, 4.4 rpg; Daniel Hayles, 5.8 ppg, 3.1 rpg

2006-07 (17-15, 7-9 SEC)

F—Josh Dollard, 12.5 ppg, 7.0 rpg
 F—Korvotney Barber, 11.3 ppg, 6.6 rpg
 F—Quan Prowell, 12.0 ppg, 5.3 rpg
 G—Frank Tolbert, 11.8 ppg, 4.8 rpg
 G—Quantez Robertson, 8.2 ppg, 5.1 rpg
 G—Rasheem Barrett, 11.0 ppg, 3.9 rpg
 G—DeWayne Reed, 5.4 ppg, 3.0 rpg

2007-08 (14-16, 4-12 SEC)

F—Quan Prowell, 15.0 ppg, 6.3 rpg
 F—Korvotney Barber, 13.8 ppg, 6.9 rpg
 G—Frank Tolbert, 13.4 ppg, 5.2 rpg
 G—Quantez Robertson, 7.8 ppg, 4.1 rpg
 G—Rasheem Barrett, 13.6 ppg, 4.0 rpg
 G—DeWayne Reed, 8.9 ppg, 3.7 rpg
 F—Lucas Hargrove, 7.8 ppg, 4.4 rpg

2008-09 (24-12, 10-6 SEC)

F—Korvotney Barber, 12.8 ppg, 9.6 rpg
 G—DeWayne Reed, 13.2 ppg, 2.6 rpg
 G—Tay Waller, 12.1 ppg, 2.8 rpg
 G—Rasheem Barrett, 9.9 ppg, 3.5 rpg
 G—Quantez Robertson, 6.0 ppg, 3.9 rpg, 3.2 rpg
 Top Subs—Lucas Hargrove, 8.1 ppg, 5.3 rpg; Frankie Sullivan, 7.6 ppg, 1.9 rpg; Brendon Knox, 2.5 ppg, 1.7 rpg; Johnnie Lett, 2.8 ppg, 3.4 rpg

2009-10 (15-17, 6-10 SEC)

F—Lucas Hargrove, 12.8 ppg, 7.0 rpg
 F—Johnnie Lett, 1.9 ppg, 3.2 rpg
 G—DeWayne Reed, 16.2 ppg, 4.3 rpg
 G—Tay Waller, 15.3 ppg, 3.8 rpg
 G—Frankie Sullivan, 12.7 ppg, 3.7 rpg
 Top Subs—Brendon Knox, 8.7 ppg, 3.9 rpg; Earnest Ross, 2.8 ppg, 3.0 rpg; Kenny Gabriel, 2.8 ppg, 1.4 rpg; Andre Malone, 2.7 ppg, 1.9 rpg; Ty Armstrong, 2.0 ppg, 1.6 rpg

2010-11 (11-20, 4-12 SEC)

F—Rob Chubb, 7.6 ppg, 3.8 rpg
 F—Kenny Gabriel, 10.3 ppg, 5.8 rpg
 G—Earnest Ross, 13.1 ppg, 6.6 rpg
 G—Josh Wallace, 5.7 ppg, 3.9 rpg, 1.7 rpg
 G—Allen Payne, 5.6 ppg, 2.9 rpg
 Top Subs—Frankie Sullivan, 8.2 ppg, 3.0 rpg, 2.5 rpg; Chris Denson, 5.9 ppg, 1.6 rpg; Josh Langford, 4.6 ppg, 2.6 rpg; Adrian Forbes, 3.6 ppg, 2.7 rpg; Tony Neysmith, 2.4 ppg, 1.4 rpg, 1.3 rpg

2011-12 (15-16, 5-11 SEC)

F—Kenny Gabriel, 12.2 ppg, 7.3 rpg, 2.3 bpg
 F—Allen Payne, 4.3 ppg, 4.0 rpg
 C—Rob Chubb, 8.1 ppg, 5.1 rpg
 G—Josh Wallace, 3.4 ppg, 2.2 rpg, 1.3 rpg
 G—Frankie Sullivan, 12.6 ppg, 3.9 rpg, 2.3 rpg, 1.4 rpg
 Top Subs—Varež Ward, 9.0 ppg, 3.8 rpg, 3.1 rpg; Chris Denson, 8.7 ppg, 1.8 rpg, 1.1 rpg; Josh Langford, 5.2 ppg, 2.1 rpg; Adrian Forbes, 2.4 ppg, 3.0 rpg; Noel Johnson, 2.1 ppg, 1.5 rpg; Willy Kouassi, 1.6 ppg, 2.6 rpg



All-Time Lineups (1950-2017)

2012-13 (9-23, 3-15 SEC)

F-Allen Payne, 7.7 ppg, 4.6 rpg
 C-Rob Chubb, 8.8 ppg, 6.6 rpg
 G-Shaquille Johnson, 5.3 ppg, 3.0 rpg
 G-Frankie Sullivan, 14.5 ppg, 2.8 apg
 G-Josh Wallace, 4.1 ppg, 2.8 apg
 Top Subs —Chris Denson, 11.9 ppg, 3.0 rpg; Jordan Prcie, 5.4 ppg, 1.8 rpg; Asauhn Dixon-Tatum, 3.7 ppg, 44 blks

2013-14 (14-16, 6-12 SEC)

F-Allen Payne, 7.6 ppg, 5.4 rpg
 C-Asauhn Dixon-Tatum, 6.0 ppg, 6.0 rpg
 G-KT Harrell, 18.3 ppg, 4.0 rpg
 G-Chris Denson, 19.1 ppg, 4.3 rpg
 G-Tahj Shamsid-Deen, 9.5 ppg, 2.9 apg
 Top Subs —Dion Wade, 3.0 ppg; Malcolm Canada, 2.8 ppg, Matthew Atewe, 1.5 ppg, 3.4 rpg

2014-15 (15-20, 4-14 SEC)

G-KT Harrell, 18.5 ppg, 3.0 rpg
 G-Antoine Mason, 14.4 ppg, 2.4 rpg
 G-K.C. Ross-Miller, 7.1 ppg, 2.4 apg, 1.5 spg
 F-Jordon Granger, 4.9 ppg, 3.4 rpg
 F-Cinmeon Bowers, 12.1 ppg, 9.6 rpg
 Top Subs —Tahj Shamsid-Deen, 6.1 ppg, 1.5 apg; Malcolm Canada, 5.7 ppg, 2.0 apg

2015-16 (11-20, 5-13 SEC)

G-Kareem Canty, 18.3 ppg, 3.0 rpg
 G-T.J. Dunans, 11.6 ppg, 3.4 apg, 2.5 rpg
 G-TJ Lang, 7.1 ppg, 2.1 rpg, 0.7 apg
 F-Tyler Harris, 13.9 ppg, 7.7 rpg, 1.3 apg
 F-Cinmeon Bowers, 10.5 ppg, 9.6 rpg
 Top Subs —Bryce Brown 10.1 ppg, 1.8 apg; Horace Spencer 5.1 ppg, 4.9 rpg, 2.1 bpg; Jordon Granger 4.7 ppg, 2.3 rpg

2016-17 (18-14, 7-11 SEC)

F-Danjel Purifoy, 11.5 ppg, 4.7 rpg
 C-Austin Wiley, 8.8 ppg, 4.7 rpg
 G-Jared Harper, 11.4 ppg, 3.0 apg, 1.9 rpg
 G-Bryce Brown, 7.5 ppg, 2.0 rpg, 1.3 apg
 G-Mustapha Heron, 15.2 ppg, 6.1 rpg
 Top Subs —T.J. Dunans 8.2 ppg, 3.5 rpg, 2.5 apg; Ronnie Johnson 7.8 ppg, 1.8 rpg, 2.3 apg; Anfernee McLemore 5.4 ppg, 4.5 rpg, 1.2 bpg; TJ Lang 4.3 ppg, 1.8 rpg; Horace Spencer 4.8 ppg, 3.4 rpg, 1.5 bpg

All-Time Lettermen (1906-2017)

This is the "official list" of Auburn basketball lettermen. Corrections and additions are encouraged. Please send correspondence to: Chuck Gallina, P.O. Box 351, Auburn, AL 36830 / gallica@auburn.edu.

A

Adams, Jeff 1977-78-79
 Akin, J.C. 1926-27-28
 Aihe, Francis 2009
 Alexander, Bill 1968-69-70 (C)
 Allison, Zach 2016
 Anthony, Benny 1977-78-79-80
 Ariail, D.W. 1932-33-34 (C)
 Armstrong, Ty 2010-11
 Arnold, Jamaal 2003
 Arnold, William 1914
 Arnold, Zane 1989-90-91(C)
 Arthur, R.A. 1933
 Ash, Tim 1970-71
 Atewe, Matthew 2014-15
 Austin, Greg 1970

B

Baggett, Matt 2002
 Banks, Earl 1978-79-80-81 (C)
 Banks, Michael (mgr.) 2014
 Barber, Korvotney 2006-07-08-09(C)
 Barker, Charlton 1999-2000-01-02
 Barkley, Charles 1982-83-84
 Barks, Earl 1924-25
 Barks, Hub 1918-19-20-21
 Barlow, Keydrick (mgr.) 2008-11
 Barnes, Woodrow 1934-35-36
 Barnhizer, Mark 1977-79
 Barrett, Rasheem 2006-07-08-09
 Bass, Stephen 2015
 Battle, Ronnie 1990-91-92-93
 Baugh, Stephen (mgr.) 2008-09-10-11
 Bearden, J.B. 1958
 Beasley, Bob 1920
 Beasley, Jeremy 1997
 Beatty, Travis 1953
 Beavers, Tim 1972-73-74
 Bedgood, Lance (mgr.) 2000
 Bickerstaff, Donald 1945
 Bird, Derrick 2002-03 (C)
 Blackwell, John 1962-63-64 (C)
 Blackstock, Cole 2016-17
 Bolden, Pepto 1974-75-76 (C)
 Bolling, Rick 1982-83
 Bond, Bobby 1973-74-75-76
 Boozer, Cameron 1992
 Bota, Marin 2001
 Bowen, Sam 1958
 Bowers, Cinmeon 2015-16
 Bracy, Wayne 1975-76-77-78
 Brandt, Chris 1989-90-91-92 (C)
 Brawner, Roy 1948-49-50-51 (C)
 Brewer, Jamison 2000-01
 Bridges, O.W. 1917-18
 Brooks, Ryan 2007-08
 Brown, Bryce 2016-17

Brown, Earnest 1996
 Brown, L.C. 1934-35
 Brown, Nick (mgr.) 1988-89-90-91-92
 Brown, Quinnel 2004-05 (C)
 Buisson, Bobby 1965-66-67 (C)
 Burbage, Jesse 1915-16
 Burgess, Quinton 1945-46
 Burgess, Thad 1979
 Burke, Pat 1994-95-96-97 (C)
 Burke, T.G. 1911-12
 Burleson, R.A. 1909
 Burnett, John 1962-63
 Burton, Herbert 1943
 Butcher, Donnie 1983

C

Cahill, Mark 1981-82-83-84
 Caldwell, Derek 1996-97-98
 Calton, Donny 2000-01-02-03
 Cameron, Joey 2006
 Campbell, Scott 2005
 Canada, Malcolm 2014-15
 Canty, Kareem 2016
 Canzoneri, A.G. 1941-42-43 (C)
 Card, Lewis 1979
 Cardwell, Kim (mgr.) 1982
 Carley, Ryan (mgr.) 2012
 Carpenter, Keenan 1988-89
 Cart, Larry 1963
 Carter, Kenny 1980
 Carter, Wilmer 1915-16
 Cattage, Bobby 1978-79-80-81
 Caylor, John 1987-88-90-91 (C)
 Chandler, Terry 1956-57-58
 Chapman, Larry 1962-63-64 (C)
 Childers, Edron 1937-38
 Chilliest, Adrian 1996-97-98-99
 Christian, Mike 1972-73-74 (C)
 Christian, Tim 1967
 Chubb, Rob 2010-11-12-13
 Clark, Reid 1995-96
 Clements, E.E. 1913-14-15
 Cochran, John 1952-53-54
 Cohen, Mike 2017
 Coleman, Thomas 1957
 Cook, D. 1914
 Cook, F. 1913
 Cooper, Scott (mgr.) 2000-01
 Corley, Chris (mgr.) 1992-93-94-95
 Costner, Jim 1994-95
 Cowart, Pat 1970-71
 Cox, Dan 1974-75
 Craft, Collier (mgr.) 2002
 Creel, Eugene M. 1923-24
 Crew, W.R. 1936
 Croker, D.C. 1907
 Culverhouse, H.G. 1909
 Cunningham, Cole (mgr.) 2007-08
 Cunningham, David 1975
 Curlee, A.D. 1936-37-39
 Curtis, Dwayne 2004

D

Daniel, Ryan 2005



All-Time Lettermen (1906-2016)

Daniels, Marquis 2000-01-02-03(C)
 Daniels, Paul 1981-82-83-84
 Davis, Aundrae 1987
 Davis, Chris 1995
 Davis, J.E. 1911
 Davis, Kyle 2001-02-03-04 (C)
 Davis, Leroy 1995
 Dawson, Bill 1951
 Dawson, William 1947
 Dean, Myers (mgr.) 2008-09-10-11
 DeFore, Lee 1964-65-66 (C)
 Dennison, Derrick 1987-88-89-90 (C)
 Denson, Chris 2011-12-13-14
 Derozan, Kyle 2005
 Devaney, Jim 1980
 Deschamps, Dale 1975-76
 Diame, Abdou 2001
 Diamond, Jim 1954-55-56
 Dickinson, R.A. 1940
 Dixon-Tatum, Asaahn 2013-14
 Dollard, Josh 2006-07
 Donald, Ray 1995-96 (C)
 Dooley, Vince 1952
 Douglas, Toney 2005
 Dowell, William 1922
 Dreyfus, S.C. 1908
 Drum, Jake 2009-10-11-12
 Dryer, T.B. 1907-08
 Dubose, Frank 1927-28-29
 Dudley, Charles 1922-23 (C)
 Ducote, R.J. 1916-18
 Duke, Jesse 1922-23-24
 Dunans, T.J. 2016-17
 Dunbar, Robert 1941
 Duncan, Benton 1948-49
 Duncan, J.R. 1912-14
 Dundley, Charley 1920

E

Eaddy, Bill 1989
 Eaves, Joel 1935-36-37 (C)
 Edun, Moses 2004-05-06
 Edwards, Thomas H., Jr. 1937-38-39
 Ellis, Frank H. 1934
 Ellis, G.J. 1926-27-28
 England, Gary 1971-72-73 (C)
 Evans, G.D. 1925
 Evans, G.P. 1926
 Evola, Harrison (mgr.) 2014

F

Faircloth, Tee 1966-67
 Farish, J.P., Jr. 1951-52-53 (C)
 Fells, Orenn 2001
 Fenn, Robert 1952-53
 Fenton, W.V. 1934
 Fibbe, Jimmy 1959-60-61 (C)
 Fibbe, Tommy 1964-65-66
 Fickling, William A. 1952-53-54
 Finney, C.E. 1943
 Fishback, Daymeon 1997-98-99-00
 Fitten, Sam 1982
 Flanigan, Wes 1994-95(C)-96(C)-97(C)
 Floyd, John (mgr.) 75-76-77-78

Floyd, M.H. 1916-17-18-19
 Forbes, Adrian 2011-12
 Forbes, C.M. 1914-15
 Ford, Frank 1984-85-86-87
 Franklin, Jim (mgr.) 1986
 Frederick, Rex 1957-58-59 (C)
 Fucci, Dom 1976
 Fuller, Herbert 1945

G

Gabriel, Kenny 2010-11-12
 Gaines, Troy 2003-04-05
 Gallina, Ted (mgr.) 1992-93-94
 Gallon, Reggie 1990-91-92-93 (C)
 Gardner, David (mgr.) 1998-99-00
 Geiger, Matt 1988-89
 Gibson, D. 1907-08
 Gibson, Ray 1938-39-40
 Gilbert, Porter 1959-60-61 (C)
 Givan, Alex (mgr.) 2005-06
 Glasgow, Jack 1948-49-50-51
 Glass, Lincoln 2001
 Godfrey, Gary 1982-85-86
 Godfrey, Julian (mgr.) 2006-07
 Gomillion, John 1998
 Gordy, J. 1910
 Gordy, S. 1909
 Gray, W.R. 1925-26
 Granger, Jordon 2013-14-15-16
 Gregory, Bill 1956-57-59
 Greene, Jr., Brian 2013
 Greene, Herbert 1964-65-66
 Griucinas, Benas 2014
 Groover, Ray 1959-60-61
 Guest, Darren 1985
 Guy, Freddie 1963-64-65 (C)

H

Hahn, Fred 1922-23-24 (C)
 Hahn, Hub 1918-19-20-21
 Hall, S. 1909
 Hall, S.S. 1926-27
 Hall, W.H. 1917-18
 Hall, W.R. 1917
 Hamilton, David 1999
 Hankton, Kirt 1989
 Haralson, Melvin 1986-87
 Hargrove, Lucas 2007-08-09-10 (C)
 Harper, Jared 2017
 Harrell, KT 2014-15
 Harrington, Adam 2001-02 (C)
 Harris, Henry 1970-71-72 (C)
 Harris, Tyler 2016
 Harrison, Joe 1922-23-24 (C)
 Hart, Henry 1957-59-60 (C)
 Hart, Jerry (mgr.) 1960
 Hart, Taylor 1979
 Hatfield, L.L. 1930-31-32 (C)
 Hawkings, E.A. 1940-41-42
 Hayes, Earl 1982-83
 Hayles, Daniel 2005-06
 Haynes, Doyle 1954
 Head, Alan (mgr.) 2002
 Heard, Jay 1999-2000

Helmlinger, John 1960-61-62
 Henderson, Ted 1977
 Henry, Lamar 1964
 Henson, Byron 1980-81-82-83
 Heramb, Matt 2007-08
 Heron, Mustapha 2017
 Hester, Dustin 1989
 Hill, Edward 1947
 Hill, George 1948-49-50-51
 Hill, Howard 1922
 Hitt, Dwight 1950
 Hoehle, Gene 1950
 Holland, Carey 1984-85
 Holmes, C.J. 2013-14-15
 Holmes, J.C. 1937-38-39
 Hood, Jeffrey (mgr.) 2003
 Hopkins, Sam (mgr.) 2012-13
 Hordges, Cedrick 1976-77
 Howard, Terrance 1985-86-87-88
 Howell, Alex 1967-68 (C)
 Howell, Brett 2005-06
 Howell, Rex 1966
 Hudson, J.T. 1917
 Hughes, Randy 1998
 Huff, John 1939-40
 Hurt, David 1967-68-69
 Hutton, Mark 1993

I

Ingram, Billy Bob 1962-63

J

Jackson, Ron 1968-69-70
 Jacobs, Dan (mgr.) 1968-69
 James, Ebb 1927-28
 James, Fob 1926-27-28 (C)
 James, Louie 1928-29-30
 James, Tim 1982
 Jasquith, Andre 1995
 Jefferson, Alvin 1996
 Jenkins, George 1932-33
 Johns, Layton 1960-61-62-63 (C)
 Johnson, Albert 1972-73
 Johnson, Bob 1969
 Johnson, Chris (mgr.) 2013
 Johnson, Eddie 1974-75-76 (C)
 Johnson, J.L. 1943
 Johnson, Noel 2012-13
 Johnson, Ronnie 2017
 Johnson, Shaquille 2013
 Johnston, Manley 1958
 Jones, Bruce 1923-24
 Jones, C.A. 1916-17
 Jones, Frank 1906
 Jones, Matt (mgr.) 2011
 Jones, Mike 1986-87
 Jones, Mike (mgr.) 1986
 Jones, Rob 1985-86-87
 Jones, Willie 1992
 Jordan, J.R. 1930-31-32 (C)
 Joyce, Rod 1992-93

K

Kaley, C.P. 1931-32-33 (C)
 Kaley, W.E. 1925-27



All-Time Lettermen (1906-2017)

Keel, Tim (mgr.) 2005-06-07
 Keim, Patrick 2015-16-17
 Kemp, John (mgr.) 1986
 Kidd, Adam (mgr.) 2001
 Killingsworth, Marco 2002-03-04
 Kinlaw, D.C. 1948
 Kirkland, Dan 1971-72
 Kirkland, K. Mack 1962-63
 Kirkpatrick, Bill 1953-54-55 (C)
 Kitchens, Brad (mgr.) 1982
 Knox, Brendon 2009-10
 Kosmala, Daniel (mgr.) 2012
 Kouassi, Willy 2012
 Krezminski, Ted 1946
 Krivacs, Jim 1975

L

Lacey, J.E. 1912-13
 Lacey, W.M. 1906-07
 Lacy, John 1920
 Lancaster, Rod 1945-46
 Lang, TJ 2015-16-17
 Lanford, Dan 1948-49-50-51 (C)
 Langford, Josh 2011-12
 Lassiter, Jack 1921
 Lawson, H.B. 1930-31-32
 Lawson, Scott (mgr.) 1991-92
 Leapheart, Al 1970-71-72
 Lee, Jason (mgr.) 2003-04-05
 Lee, Jimmy 1957-58-59 (C)
 LeMelle, Ronny 2004-05-06 (C)
 Leonard, Jimmy 1960-61
 Lett, Johnnie 2009-10
 Lewis, Johnathan 2001-03-04
 Lewis, Kelvin 2007
 Locke, T.C. 1909-10
 Lockhart, Darrell 1980-81-82-83 (C)
 Lollar, Chris 2003-04
 Louisell, William 1915
 Loyless, Jimmy Ray (mgr.) 1973-74-75-76
 Lumpkin, T.W. 1930-31-32
 Luquire, Adam 2007-08
 Lynn, Bill 1949-50 (C)
 Lynn, Johnny 1985-86-87-88

M

Mack, Kendell 1998
 Macoy, Will 2017
 Magri, Ernie 1972-73
 Major, E.A. 1909-10-11-12-13
 Malone, Andre 2010
 Mancini, Frank 1940-41-42
 Mandula, Bob 1973-74
 Martello, Vince 1981
 Martin, James 1952-53-54
 Martin, Terry 1984
 Mason, Antoine 2015
 Mason, Sam 1933
 Mastin, Alex (mgr.) 2012-13
 Mays, Bob (mgr.) 1960
 McAfee, Emmett 1949
 McCullough, John (mgr.) 1972-73-74
 McFadden, Jeffrey 1987
 McFadden, Frank 1918-19-20-21

McGadney, Mack 1999-2000-01-02
 McGrew, Roy 1979
 McGriff, Bill 1956-57-58
 McKelvy, Cornelius 1947
 McKie, Robert 1989-91
 McKinney, W.R. 1925-26
 McKinney, Wallace 1922-23-24
 McKinney, William 1924-25
 McKissick, Rex 1936-37-38 (C)
 McLemore, Anfernee 2017
 McLeod, Michael (mgr.) 2000-01-02
 McMahon, Warren 1933-34
 McManus, Bayward 1958-59
 Meagher, John 1945
 Mengelt, John 1969-70-71
 Merrell, Doug 2011
 Miaway, Archie 2007
 Miller, Jeff (mgr.) 1979
 Miller, Bob 1966-68
 Miller, Robert 1953-54 (C)
 Miles, David (mgr.) 1979
 Millsap, Joe 1966-67
 Mitchell, Dwayne 2002
 Mitchell, Joe Bob 1935-36
 Mitchell, Mike 1975-76-77-78 (C)
 Mobberly, W.C. 1948-49-50-51
 Monroe, Lewis 2002-03-04
 Montgomery, Jimmy 1965-66
 Moon, Glen 1974-75-76
 Moore, Jeff 1985-86-87-88
 Morgan, Malvern 1937-38-39
 Morris, Chris 1985-86-87-88
 Mosteller, Odell 1982-83
 Motley, Marvin 1941-42
 Mullendore, Gary 1971-72
 Mullins, H.L. 1928-29
 Mummert, Gordon 1952-53-54-55
 Mumphord, Alvin 1980-81-82-83 (C)
 Murdock, D.N. 1912

N

Naftel, James 1957
 N'diaye, Mamadou 1997-98-99-00
 Neal, Heath (mgr.) 1997-98-99-00
 Nelson, Rolland 1955-56
 Newell, Olin 1914
 Newton, Joe 1963-64-65
 Neysmith, Tony 2010-11-12
 Nixon, Glenn 1948-49
 Noble, A.J. 1913
 Norman, Mandy 1921
 Norris, Moochie 1995 (C)

O

O'Cain, Richard 1946-47
 O'Connor, Michael 2005
 O'Daniel, Curtis 1964
 O'Donnell, James 1953-54-55-56 (C)
 Ohman, Brooks (mgr.) 2013-14
 Oliver, David (mgr.) 1995-96-97
 Ondr, Rob (mgr.) 2000-01
 Osberry, Robert 1973-74
 Owens, Brandon (mgr.) 1998

P

Page, Josey (mgr.) 1956-67
 Pappas, Ernest 1937
 Parker, T.F. 1909-10
 Parks, Ben E. 1942
 Pate, Roy 1930
 Patrick, Larry 1990-91
 Patrick, Myles 1975-76-77-78
 Payne, Allen 2011-12-13-14
 Payne, William 1914-15-16
 Pearson, Chris (mgr.) 2000
 Pearson, J. Tim 1964-65
 Pederson, Alex (mgr.) 2008
 Pellar, Nick 2013
 Pendleton, Jason (mgr.) 1995-96-97
 Perry, Tom 1967-68-69 (C)
 Person, Adrian 1999
 Person, Chuck 1983-84-85-86
 Person, Wesley 1991-92-93-94 (C)
 Petrone, Chas (mgr.) 2010-11-12-13
 Pietkiewicz, Stan 1975-76-77-78 (C)
 Pohlman, Scott 1998-99-2000-01(C)
 Poindexter, Frank 1980-81-82
 Poole, James (mgr.) 1982-83
 Porter, Chris 1999-2000 (C)
 Porter, Will (mgr.) 2005-06-07
 Posey, Leon 1960-61-62
 Powell, Jack 1946-47 (C)
 Powers, Kirk 1978-79
 Price, Bubba 1977-78-79-80 (C)
 Price, Jordan 2013
 Price, Randy 1982
 Pridgen, Dan 1949-50-51
 Prowell, Quan 2007-08
 Purcell, William (mgr.) 1974
 Purchase, Jack 2015
 Purifoy, Danjel 2017

Q

Quick, Ronnie 1966-67
 Quinney, George 1934

R

Redd, Albert 1920
 Redding, Gary 1973-74-75-76 (C)
 Reed, DeWayne 2007-08-09-10
 Reed, Trayvon 2015
 Remillard, Jason (mgr.) 1997-98-99-00
 Retseck, Jim 1971-72
 Rice, T.J. 2011-12
 Ridenhour, Jacob (mgr.) 1993-94-95
 Robertson, Quantez 2006-07-08-09(C)
 Robinson, Ardith 1949
 Robinson, Brandon 2002-03-04
 Robinson, Clifton 1998
 Robinson, Doc 1997-98(C)-99(C)-00 (C)
 Rodgers, Hugh 1936
 Rogers, Chris 2005
 Ross, Bill 1960-61-62 (C)
 Ross, Earnest 2010-11
 Ross-Miller, K.C. 2015
 Russell, Erskine 1947-48

S

Salter, John 1963
 Samples, Tyrone 1957-58-59



All-Time Lettermen (1906-2016)

Sanderson, Jack 1946
 Savage, Zack 1923
 Sawyer, Bill 1981-82
 Scarbrough, L.A. 1909-10-11-12
 Siebert, Robert 1946
 Shamsid-Deen, Tahj 2013-14-15-16
 Sharp, Reggie 1999-2000-01(C)
 Shelby, Matt (mgr.) 2002-03-04-05
 Shepperd, Brian 1983
 Shetler, Carl 1968-69-70 (C)
 Simmons, Eric "Butch" 1975-76
 Sindler, Frank J. 1933
 Slaughter, T.R. 1927
 Slayden, Herb 1955
 Slayden, Kay 1954-55-56
 Smith, A.L. 1928
 Smith, Abe 1999-2000
 Smith, Bryant 1996-97-98-99 (C)
 Smith, Drew 2006-07-08
 Smith, Dudley 1998
 Smith, LaRon 2017
 Smith, Leonard 1994
 Smith, Ralph 1971-72-73
 Smith, Richard 1990
 Smith, William 1972
 Snyder, E. 1926
 Spencer, Dylan 2010-11-12-13
 Spencer, Horace 2016-17
 Spencer, Howard 1984-85
 Springfield, Mike 1995-96
 Stapler, Scott (mgr.) 1995-96
 Stapleton, Bobby 1945
 Steed, George 1914-15-16
 Sterling, Joseph 1947-48-49
 Stewart, Jack 1930-31-32
 Stockelberg, Frank K. 1924
 Stockton, Cole 2015-16
 Stone, Noah (mgr.) 1993-94
 Strange, George 1935
 Streetman, J.P. 1939-40
 Streit, J.B. 1911
 Strickland, Auby 1917
 Strickland, Trey (mgr.) 2006-07
 Strickland, Vern 1984-86
 Stringer, Eric 1978-79-80-81
 Stuart, Shawn 1993-94
 Sturkie, Henry 1954-55-56-57 (C)
 Sullivan, Frankie 2009-10(C)-11-12(C)-13(C)
 Sutton, Brent 1972-73
 Swinson, Aaron 1992-93-94 (C)

T

Tanner, Jack 1942
 Tate, Trey 2016-17
 Taylor, George 1914
 Taylor, Mitch 1992
 Thigpen, James 1916
 Thomas, Darrell 1985
 Thomas, Emmett 1975
 Thomas, Phillip 1996
 Thomas, Randy 1965
 Thompson, Alex 2014-15
 Thorington, Garrett (mgr.) 2006-07

Tinker, Billy 1961-62-63-64
 Tinker, Wally 1967-68-69 (C)
 Tolbert, Frank 2005-06(C)-07-08
 Tolbert, Jimbo (mgr.) 2000-01
 Trapp, J.H. 1919
 Trawick, Garreth(mgr.)2008-09-10-11
 Tucker, Bobby 1956-57-58
 Tucker, Rodney 2003-04
 Turner, Greg 1981-82-83-84
 Turner, Herman (mgr.) 2001-02-03-04
 Turner, Jack 1952-53-54
 Turner, Rodney 1985
 Tyler, David (mgr.) 1988-89-90-91

V

Vaughn, David 1959-60-61
 Veal, Inman 1952
 Vines, J.A. 1929
 Valavicius, Rich 1979 (C)-80 (C)

W

Waddell, Devin 2014-15-16-17
 Wade, Dion 2014
 Wade, Jimmy 1918-19-20-21
 Wade, Jonathan (mgr.) 2014
 Wadsworth, F.A. 1943
 Waites, Harold 1945
 Walker, Jimmy 1969-70-71 (C)
 Walker, Jonathan 2016
 Walker, Randall 1966-69
 Wallace, Josh 2010-11-12-13
 Waller, Tay 2009-10
 Walter, Bill 1950-51
 Walther, Paul 1946
 Walton, Jamarrus 2013
 Ware, R.Y. 1906-07-08
 Ware, W.J. 1925
 Watkins, Corey 1999
 Watkins, Walter 1914
 Watson, Nathan 2002-03-04-05 (C)
 Webb, Bianca (mgr.) 2014
 Weems, Lance 1993-94-95(C)-96(C)
 Weldon, Roger 1950-51-52 (C)
 Welsh, Richie 1984
 West, Harold 1945
 Westbrook, Stephen (mgr.) 2012
 Whigham, Byrd 1954-55
 Whitaker, H. 1906-07
 White, Gerald 1984-85-86-87
 Wicke, Danny 2003-04
 Wiley, Aubrey 1993-94
 Wiley, Austin 2017
 Williams, Frank 1942-43
 Williams, Frank 1947 (C)
 Williams, Franklin 1995-96-97-98 (C)
 Williams Jr., Larry 2008-09-10
 Williams, New 2016
 Williams, Ray 1946-47-48 (C)
 Wills, Bob 1968-69
 Wilson, W.P. 1917
 Wood, Jim 1948
 Woodruff, C.W. 1906-07-08
 Worrill, Jamie 1913
 Wrencher, Champ 1989-90-91-92 (C)

Wright, T.P. 1911

Y

York, Bobby 1970
 Young, B.E. 1943
 Young, Ian 2004-05 (C)

(C) Captain



All-Time Numerical Roster (Since 1936)

0
Horace Spencer (2016-17)
Asaahn Dixon-Tatum (2013-14)
Josh Langford (2011-12)

00
Malcolm Canada (2015)
Kerry Harvis (2006)
Byron Bell (1993)
Paul Daniels (1981-84)

1
Jared Harper (2017)
Kareem Canty (2016)
KT Harrell (2013-14-15)
Varez Ward (2012)
Andre Malone (2010)
Korvotney Barber (2009)
Frank Tolbert (2005-08)

2
Bryce Brown (2016-17)
Allen Payne (2011-14)
Archie Miaway (2007)
Daniel Hayles (2005-06)
Abdou Diame (2001-02)

3
Danjel Purifoy (2017)
Patrick Keim (2015)
Chris Denson (2011-14)
Josh Dollard (2006-07)
Ian Young (2004-05)
Marquis Daniels (2000-03)
Reggie Sharp (1999)
Earnest Brown (1996-97)
Jim Costner (1994-95)
Champ Wrencher (1990-92)
Kirt Hankton (1989)
Byron Henson (1980-83)
Taylor Hart (1948-50)

4
T.J. Dunans (2016-17)
Trayvon Reed (2015)
Devin Waddell (2014)
Dylan Spencer (2013)
Lucas Hargrove (2007-10)
Emanuel Willis (2006)
Marco Killingsworth (2002-04)
Chris Porter (1999-2000)
Derek Caldwell (1998)
Chris Davis (1995-96)
Aaron Swinson (1992-94)
Lewis Card (1979-80)
Glenn Nixon (1948-1949)

5
Mustapha Heron (2017)
Cinmeon Bowers (2015-16)
Shaquille Johnson (2013)
Ty Armstrong (2010-11)
Kelvin Lewis (2007)
Jamison Brewer (2000-2001)
Clifton Robinson (1998)
Derek Caldwell (1995-97)
Jim Duce (1980)

10
Heath Huff (2017)
Jordan Price (2013)
Larry Williams Jr. (2008-10)
Troy Gaines (2003-05)
Scott Pohlman (1998-2001)
Terrance Howard (1985-88)
Robert Holler (1984)
Rick Bolling (1982-83)
Jim Devaney (1980-81)
Bill Wallace (1974, 1976)
Jim Krivacs (1975)
Bill Kirkpatrick (1953-55)

Frank Davis (1952)
Jimmy Willet (1951)
Dwight Hitt (1950)
Dick O'Cain (1947)
Bob Seibert (1946)

11
Dion Wade (2014)
Josh Wallace (2010-13)
Derrick Bird (2002-03)
Reggie Sharp (2000-01)
Phillip Thomas (1996)
Wesley Person (1991-94)
David Williams (1988)
Melvin Haralson (1986-87)
Rodney Turner (1985)
Greg Turner (1981-84)
Mark Barnhizer (1977-79)
Bill Turner (1974-75)
Herbert Greene (1964-65)
John Burnett (1961-63)
George Cochran (1960)
Joe Woods (1959)
Sam Bowen (1958)
Brownie Nelson (1955-56)
Kay Slayden (1953)
Vince Dooley (1952)
Bill Mobberly (1951)
Jack Sanderson (1946)

12
LaRon Smith (2017)
Tyler Harris (2016)
K.C. Ross-Miller (2015)
Nick Pellar (2013)
DeWayne Reed (2007-10)
Moses Edun (2004-06)
Jay Heard (1999-2000)
Alex Franco (1995)
Leonard Smith (1993-94)
Mitch Taylor (1992)
Johnny Benjamin (1989)
Gerald White (1984-87)
Odell Mosteller (1982-83)
Mike Christian (1972-74)
Pat Cowart (1970-71)
Mike Newell (1969)
Bob Miller (1966-68)
Larry Cart (1963-65)
Porter Gilbert (1959-61)
Bobby Tucker (1956-58)
Travis Beatty (1953)
Don Lanford (1949-51)
Erskine Russell (1947-48)
Connie McKelvey (1947)

13
Desean Murray (2017)
Tahj Shamsid-Deen (2014-15)
Matt Heramb (2007-08)
Brandon Robinson (2002-04)
Bryant Smith (1996-99)
Mike Jones (1986-88)
Ritchie Welsh (1984)
Chuck Johnson (1983)
Sam Fitten (1982)
Jack Glasgow (1948-50)

14
Antoine Mason (2015)
Drew Smith (2006-09)
Michael O'Connor (2005)
Charlton Barker (2000-2002)
Reggie Gallon (1989-93)
Johnny Lynn (1985-88)
Tim James (1982-83)
Roy McGrew (1979-80)
Myles Patrick (1975-78)
Jimmy DeVenney (1960)

Jerry Hart (1958)
Jim Naftel (1955-56)
Walt Stoudemire (1953)
Inman Veal (1952)
Roy Brawner (1949-51)
Ted Krezmenski (1946)

15
Tony Neysmith (2010-12)
Brett Howell (2005-06)
Danny Wicke (2003)
Jimbo Tolbert (mgr.), (2000)
Lance Weems (1993-96)
Leonard Smith (1992)
Larry Patrick (1990-91)
Kelvin Ardister (1989)
Frank Ford (1984-87)
Kyle Anderson (1983)
Thad Burgess (1979)
Ted Henderson (1976-77)
Paul Seymour (1975)
Rex Howell (1973)
John Mengelt (1969-71)
Alex Howell (1966-68)
Tim Pearson (1963-65)
Tommy Henderson (1959)
Terry Chandler (1956-58)
Robert Burgess (1955)
Bill Fickling (1952-54)
George Hill (1949-51)
Jack Powell (1946)

16
Miller (1947)

17
Diffley (1947)
Jack Colbert (1946)

18
Ray Williams (1946)
Herbert Burton (1942)

20
Jonathan Walker (2016)
Alex Thompson (2014-15)
Frankie Sullivan (2009-10)
Danny Wicke (2004)
Mike Springfield (1995-1996)
Shawn Stuart (1993-94)
Dustin Hester (1988-1990)
Aundrae Davis (1987)
Wayne Bracy (1975-78)
Tim Beavers (1972-74)
Jimmy Walker (1969-71)
Barry Timmerman (1968)
Tee Faircloth (1965-67)
Larry Chapman (1961-64)
Byward McManus (1958-60)
Byrd Whigham (1954-55)
John Logue (1953)
Dick O'Cain (1946)
Frank Mancini (1940-42)
Ernest Pappas (1937-39)

21
Patrick Keim (2016-17)
Malcolm Canada (2014)
Shareif Adamu (2013)
Rasheem Barrett (2006-09)
Quinnel Brown (2004-05)
Adam Harrington (2001-2002)
Ronnie Battle (1989-93)
Rob Jones (1986-87)
Mark Cahill (1983-84)
Mark Reed (1982)
Bubba Price (1977-80)
Bob Mandula (1974-76)
Jimmy Elliot (1972)
Greg Austin (1970)

Tom Perry (1967-69)
All-Time Numerical Roster (Since 1936)
Mike Keeble (1964)
Billy Biles (1963)
Bill Ross (1960-62)
Jimmy Lee (1957-59)
Henry Sturkie (1954-57)
Jack Turner (1953-54)
Bill Walters (1950-51)
Andy Robinson (1949)
Quentin Burgess (1945-46)
Crawford Holmes (1937-39)

22
Will Macoy (2017)
Zach Allison (2016)
C.J. Holmes (2013-14-15)
Kenny Gabriel (2010-12)
Scott Campbell (2005)
Lewis Monroe (2002-04)
Marin Bota (2001)
Wes Flanigan (1994-97)
John Caylor (1987-90)
Robert Leak (1983)
Randall Ridley (1982)
Eric Stringer (1978-81)
Eddie Johnson (1974-77)
Gary England (1971-73)
Carl Shetler (1968-70)
Bobby Buisson (1965-67)
John Blackwell (1962-64)
Ray Groover (1958-61)
Henry Sturkie (1956-57)
R.T. Lee (1956)
Doyle Haynes (1954)
Jack Glasgow (1948-51)
Dan Pridgen (1949-50)
Joe Womack (1946)
Shag Hawkins (1942)
Fagan Canzoneri (1941)
Tommy Edwards (1937-39)

23
T.J. Lang (2015-16-17)
Frankie Sullivan (2011-13)
Quantez Robertson (2006-09)
Toney Douglas (2005)
Dwayne Mitchell (2002)
Daymeon Fishback (1997-2000)
Leroy Davis (1994-95)
Rod Joyce (1990-93)
Pete McBee (1988)
Alvin Mumphord (1980-83)
Dom Fucci (1976-77)
Dan Cox (1974-75)
Tommy Fibbe (1964-66)
Harvey Johnston (1962)
Jimmy Fibbe (1959-61)
Kay Slayden (1954-56)
Bob Smith (1951)
Dick Webb (1949)
Frank Williams (1947)
Marvin Roberts (1946)
Bob Dunbar (1941)
J.P. Streetman (1939-40)
Andrew Curlee (1936-37)

24
Anternee McLemore (2017)
Jack Purchase (2015)
Brian Greene, Jr. (2013)
T.J. Rice (2011-12)
Tay Waller (2009-10)
Quan Prowell (2007-08)
Nathan Watson (2002-05)
Dudley Smith (1998)
Moochie Norris (1995)



All-Time Numerical Roster (Since 1936)

Derrick Dennison (1988-90)
Donnie Butcher (1983-84)
Mark Cahill (1981-82)
Kenny Carter (1980)
Stan Pietkiewicz (1975-78)
Gusty Nordgren (1961)
John Gibrant (1960)
Ty Samples (1958-59)
Jim O'Donnell (1953-56)
Roger Weldon (1951-52)
Joe Sterling (1947-49)
Rod Lancaster (1946)
Earl Tanner (1940-42)
Theron Karge (1937)

25

Mike Cohen (2017)
Jordan Granger (2013-14-15-16)
Jake Drum (2009-12)
Adam Luquire (2007-08)
Kendell Mack (1998)
Reid Clark (1995-96)
Tommy Dyer (1994)
Mark Hutton (1993)
Marcus Ford (1990)
Matt Geiger (1988-89)
Gary Godfrey (1985-86)
Terry Martin (1984)
Bill Sawyer (1981-82)
Taylor Hart (1980)
Kirk Powers (1978-79)
Bob Osberry (1973-74)
Henry Harris (1970-72)
Tim Christian (1967-68)
Gary Lambert (1966)
Bill Tinker (1961-64)
Henry Hart (1957-60)
Jim Diamond (1954-56)
J.P. Farish Jr. (1951-53)
Gene Hoele (1950)
Emmett McAfee (1949)
Johnny Adcock (1946)
Marvin Motley (1941-42)
Red Childers (1937-38)
Buddy Crew (1936)

26

Bill Dudley (1938)

27

Ray Williams (1946-48)
Billy Ray (1946)
Frank Hamm (1937)

28

Joel Eaves (1935-37)

29

Tom Martin (1940-41)
Cecil Wallace (1937-39)

30

Brendon Knox (2009-10)
Jamaal Arnold (2003)
Johnathan Lewis (2001)
Keenan Carpenter (1988-1989)
Randy Price (1982)
Mike Mitchell (1975-78)
Brent Sutton (1972-74)
Bob Wills (1968-69)
Joe Millsap (1965-67)
Lamar Henry (1962-64)
David Vaughn (1959-61)
Mack Lee (1953-54)
John Lockard (1951)
Ray Gibson (1938-40)
Rogers (1937)

31

Devin Waddell (2015-16-17)
Benas Griucinas (2014)

Mack McGadney (1999-2002)
Pat Burke (1993-97)
Richard Smith (1990-91)
Vern Strickland (1984-86)
David Cunningham (1974-75)
Tim Ash (1970-71)
Harold Carden (1966)
Curt O'Daniel (1962-65)
Mack Kirkland (1961)
Johnny Cochran (1952-54)
Leroy Sudduth (1951)
Malvern Morgan (1937-39)

32

Noel Johnson (2012-13)
Korvotney Barber (2006-08)
Rodney Tucker (2003-04)
John Gomillion (1998)
Ray Donald (1995-96)
Corey Walker (1989)
Darren Guest (1985-86)
Darrell Lockhart (1980-83)
Gary Redding (1973-76)
Jim Retseck (1971-72)
Ron Jackson (1968-70)
Lee DeFore (1963-66)
Jim Leonard (1961)
Jorge Haeussler (1960)
Rex Frederick (1957-59)
Mack Lee (1955)
Jim Martin (1952-54)
Dan Pridgen (1951)
Shag Hawkins (1941)
Rex McKissick (1936-38)

33

Earnest Ross (2010-11)
Ronny LeMelle (2003-06)
Donny Calton (2000-2003)
Michael Hardin (1992)
John Walker (1988)
Carey Holland (1984-85)
Tim Tipton (1983)
Frank Poindexter (1980-82)
Glen Moon (1974-76)
Dan Kirkland (1971-72)
Wallace Tinker (1967-69)
Jimmy Montgomery (1965-66)
John Salter (1962-63)
Harvey Johnston (1961)
Terry Hinote (1960)
J.B. Bearden (1958)
Gordon Mummert (1952-53)
Bill Dawson (1951)
Bob Dickinson (1938-39)
John Rouche (1937)

34

Johnnie Lett (2009-10)
Kyle Davis (2001-04)
Mamadou N'diaye (1997-2000)
Cameron Boozer (1992-93)
Robert McKie (1989-91)
Chris Morris (1985-88)
Charles Barkley (1982-84)
Bob Bond (1974-76)
Billy Smith (1972)
Mike Pugh (1971)
Bobby York (1970)
David Hurt (1967-69)
Randy Thomas (1965-66)
Mack Kirkland (1962-63)
John Salter (1961)
Manley Johnson (1958)
Bob Miller (1953-54)
Ben Park (1942-42)
Orville Ginter (1938)

35

Ronnie Johnson (2017)
Ryan Brooks (2007-08)
Ryan Daniel (2005)
Johnathan Lewis (2003-04)
Jeff Switzer (1992-93)
Brian Sheppard (1983)
Pepto Bolden (1974-77)
Sylvester Davenport (1973)
Al Leaphart (1970-72)
Randall Walker (1967-69)
Rex Etheridge (1967-68)
Joe Newton (1963-65)
Leon Posey (1960-62)
Bill McGriff (1956-58)
Bob Fenn (1952-53)

40

Doug Merrell (2011)
Lincoln Glass (2001-02)
Abe Smith (1999-2000)
Zane Arnold (1989-91)
Jeff Moore (1985-88)
Michael Rutledge (1984)
Dale Deschamps (1975-76)
Rich Gortney (1974)
Jerry Lamberson (1973)
Tom Bardin (1971)
Joe Sigur (1969)
Bill Anderson (1967)
Freddie Guy (1963-65)
John Helmlinger (1960-62)
Bill Gregory (1956-59)
Dan Fausett (1953)

41

Cole Blackstock (2016-17)
Matthew Atewe (2014)
Rob Chubb (2010-13)
Alvin Jefferson (1996-97)
Aubrey Wiley (1992-94)
Benny Anthony (1977-80)
Emmett Thomas (1974-76)
Albert Johnson (1972-73)
Mike Poole (1971)
Mike Scott (1969)
Ronnie Quick (1966-67)
Billy Ingram (1962-63)

42

Cole Stockton (2015-16)
Francis Aihe (2009)
Joey Cameron (2006)
Adrian Chilliest (1996-99)
Rich Valavicius (1979-80)
Cedrick Hordges (1976-77)
Roger Jorgensen (1974-75)
Ralph Smith (1971-73)
Bill Alexander (1968-70)
Layton Johns (1961-63)
Thomas Coleman (1956)
Bob Wright (1953)

43

Cameron Boozer (1991)

44

New Williams (2016)
Dylan Spencer (2010-12)
Chris Rogers (2005)
Dwayne Curtis (2004)
David Hamilton (1999-2000)
Franklin Williams (1995-98)
Chris Brandt (1988-92)
Jeffrey McFadden (1987)
Ricky Short (1986)
Earl Hayes (1982-83)
Earl Banks (1978-81)

45

Adrian Forbes (2011-12)
Kyle Derozan (2005)
Adrian Person (1999)
Jeremy Beasley (1997-98)
Chuck Simms (1990-91)
Chuck Person (1983-86)
Bobby Cattage (1978-81)

50

Austin Wiley (2017)
Willy Kouassi (2012)
Doc Robinson (1997-2000)
Dennis Tindle (1976-77)
Ray Woodward (1974-75)

51

Gary Godfrey (1982-83)
Scott Bell (1980)

52

Trey Tate (2016-17)
Joe Baldrian (1975)

53

Matt Baggett (2002)
Orenn Fells (2001)

54

Willie Jones (1992)
Brian Baumgartner (1990)
Howard Spencer (1984-85)
Jeff Adams (1976-79)
Mike Roach (1974-75)
Ernie Magri (1972-73)

55

Chris Lollar (2003-04)
Randy Hughes (1998)

Players Retired Jerseys in BOLD

DID YOU KNOW? ...

The following numbers are currently legal: **00, 0, 1, 2, 3, 4, 5, 10, 11, 12, 13, 14, 15, 20, 21, 22, 23, 24, 25, 30, 31, 32, 33, 34, 35, 40, 41, 42, 43, 44, 45, 50, 51, 52, 53, 54, 55.**

Team rosters can include **0** or **00**, but not both. From 1958 to 1999, the numbers **1** and **2** were prohibited.



All-Time Lettermen by Hometown

ALABAMA (227)**ABBEVILLE**

Porter, Chris 1999-2000 (C)

ADGER (1)

Snider, Euil 1926

ALBANY (1)

Caldwell, Derek 1996-97-98

ALEXANDER CITY (1)

Barnes, Woodrow 1934-35-36

ANDALUSIA (1)

Powell, Jack 1946-47 (C)

ANNISTON (1)

Stewart, Jack 1930-31-32

ASHLAND (1)

Weems, Lance 1993-94-95(C)-96(C)

AUBURN (17)

Beasley, Bob 1920
 Brandt, Chris 1989-90-91-92 (C)
 Burgess, Thad 1979
 Card, Lewis 1979
 Clements, Edwin Erwin 1913-14-15
 Dowell, William 1922
 Gregory, Bill 1956-57-59
 Howell, Brett 2005-06
 Huff, Heath 2017
 James, Ebb 1927-28
 James, Fob 1926-27-28 (C)
 James, Louie 1928-29-30
 Meagher, John 1945
 Naftel, James 1957
 Powers, Kirk 1978-79
 Smith, Dudley 1998
 Stockton, Cole 2015

AUTAUGAVILLE (1)

Motley, Marvin 1941-42

BESSEMER (3)

Canzoneri, Albert 1941-42-43 (C)
 Lacey, Joseph Edwin 1912-13
 Lacey, William Morris 1906-07

BIRMINGHAM (51)

Ariail, David William 1932-33-34 (C)
 Arnold, Zane 1989-90-91(C)
 Arthur, Robert 1933
 Banks, Earl 1978-79-80-81 (C)
 Barks, Earl 1924-25
 Barks, Hub 1918-19-20-21
 Bracy, Wayne 1975-76-77-78
 Burbage, Jesse 1915-16
 Cameron, Joey 2006
 Cunningham, David 1975
 Dryer, Thomas Bailey 1907-08
 Duke, Jesse 1922-23-24
 Dunbar, Robert 1941
 Ellis, Frank H. 1934
 Frederick, Rex 1957-58-59 (C)
 Gibson, De Witt 1907-08
 Hahn, Fred 1922-23-24 (C)
 Hahn, Hub 1918-19-20-21
 Hall, W.R. 1917
 Johnson, Albert 1972-73

Johnston, Manley 1958
 Keim, Patrick 2016-17
 Lewis, Johnathan 2001-03-04
 Lollar, Chris 2003-04
 Macoy, Will 2017
 Major, Earl Alexander 1909-10-11-12-13
 Merrell, Doug 2011
 Miller, Robert 1953-54 (C)
 Moore, Jeff 1985-86-87-88
 Mumphord, Alvin 1980-81-82-83 (C)
 Murdock, D.N. 1912
 Osberry, Robert 1973-74
 Pappas, Ernest 1937
 Parker, Thomas Frances 1909-10
 Pate, Roy 1930
 Price, Bubba 1977-78-79-80 (C)
 Rogers, Chris 2005
 Russell, Erskine 1947-48
 Smith, Ralph 1971-72-73
 Spencer, Dylan 2010-11-12-13
 Springfield, Mike 1995-96
 Strange, George 1935
 Streit, John Bradley 1911
 Taylor, George 1914
 Turner, Jack 1952-53-54
 Ware, Robert Young 1906-07-08
 Ware, William Judson 1925
 Watkins, Corey 1999
 Williams Jr., Larry 2008-09-10
 Woodruff, Charles Williamson 1906-07-08
 Wrencher, Champ 1989-90-91-92 (C)

BOLIGEE (1)

Harris, Henry 1970-71-72 (C)

BRANTLEY (3)

Person, Chuck 1983-84-85-86
 Person, Wesley 1991-92-93-94 (C)
 Wiley, Aubrey 1993-94

CAMDEN (1)

Cook, Daniel 1914

CAMP HILL (1)

Slaughter, T.R. 1927

CENTREVILLE (1)

Purifoy, Danjel 2017

CHEROKEE (1)

Alexander, Bill 1968-69-70 (C)

CULLMAN (2)

Chandler, Terry 1956-57-58
 Lynn, Bill 1949-50 (C)

DADEVILLE (2)

Fitten, Sam 1982
 Newell, Olin 1914

DAPHNE (1)

Manci, Frank 1940-41-42

DAWSON (1)

Smith, A. Luther 1928

DOUBLE SPRINGS (1)

Martin, James 1952-53-54

DORA (2)

Hawkins, E.A. 1940-41-42
 Tanner, Jack 1942

DOTHAN (3)

Brooks, Ryan 2007-08
 Tate, Trey – 2017
 Thompson, Alex 2014-15

DUTTON (1)

McGriff, Bill 1956-57-58

ENSLEY (1)

Mandy, Norman 1921

EQUALITY (1)

McKissick, Rex 1936-37-38 (C)

ENTERPRISE (1)

Clark, Reid 1995-96

EUFAULA (1)

Greene, Herbert 1964-65-66

EVA (1)

Childers, Edron 1937-38
 Nelson, Rolland 1955-56

FAIRFIELD (1)

McGrew, Roy 1979

FAIRVIEW (1)

Baggett, Matt 2002

FAYETTE (2)

Bolling, Rick 1982-83
 Newton, Joe 1963-64-65

FORT PAYNE (1)

Watson, Nathan 2002-03-04-05 (C)

GADSDEN (3)

Cochran, John 1952-53-54
 Strickland, Vern 1984-86
 Sturkie, Henry 1954-55-56-57 (C)

GERALDINE (2)

Gilbert, Porter 1959-60-61 (C)
 Vines, J.A. 1929

GOODWATER (1)

Crew, Buddy 1936

GORDO (1)

Savage, Zach 1923

HALEYVILLE (1)

Duncan, Benton 1948-49

HARTFORD (1)

Ross, Bill 1960-61-62 (C)

HEADLAND (1)

Williams, Franklin 1995-96-97-98 (C)

HOBSON CITY (1)

Stringer, Eric 1978-79-80-81

HOOVER (1)

Drum, Jake 2009-10-11-12

HUNTSVILLE (7)

Cattage, Bobby 1978-79-80-81
 Cowart, Pat 1970-71
 Cox, Dan 1974-75
 Langford, Josh 2011-12
 Quick, Ronnie 1966-67
 Samples, Tyrone 1957-58-59
 Smith, Bryant 1996-97-98-99 (C)

IDER (1)

Smith, William 1972

INDIAN SPRINGS (1)

Luquire, Adam 2007-08

JASPER (3)

Beasley, Jeremy 1997
 Burton, Herbert 1943
 Gray, W.R. 1925-26

JOPPA (1)

Holmes, J. Crawford 1937-38-39

KILLEN (1)

Blackstock, Cole 2016-17

LAFAYETTE (1)

Haynes, Doyle 1954

LANETT (2)

Coleman, Thomas 1957
 Morgan, Malvern 1937-38-39

LANGDALE (1)

Rodgers, Hugh 1936

LEEDS (1)

Barkley, Charles 1982-83-84

LINEVILLE (1)

Ingram, Billy Bob 1962-63

LOUISVILLE (1)

Whigham, Byrd 1954-55

LUDOWICI (1)

Chapman, Larry 1962-63-64 (C)

MARVEL (1)

Ellis, G.J. 1926-27-28

MADISON (1)

Walker, Jonathan 2015-16

MILLBROOK (1)

Fenn, Robert 1952-53

MILLERVILLE (1)

Lumpkin, Tom 1930-31-32

MOBILE (13)

Dooley, Vince 1952
 Ducote, R.J. 1916-18
 Evans, G.D. 1925
 Hayles, Daniel 2005-06
 Lacy, John 1920
 Lang, TJ 2016-17
 Lett, Johnnie 2009-10
 Louisell, William 1915
 McGadney, Mack 1999-2000-01-02



All-Time Lettermen by Hometown

McKinney, W.R. 1925-26
McKinney, Wallace 1922-23-24
McKinney, William 1924-25
Reed, Trayvon 2015

MONTEVALLO (1)
Hayes, Earl 1982-83

MONTGOMERY (17)
Brown, L.C. 1934-35
Burke, Taylor George 1911-12
Dickinson, Robert 1940
Dreyfus, Samuel Cellner. 1908
Edwards, Thomas H., Jr. 1937-38-39
Harrell, KT 2014-15
Harrison, Joe 1922-23-24 (C)
Hatfield, L.L. 1930-31-32 (C)
Hordges, Cedrick 1976-77
Killingsworth, Marco 2002-03-04
Locke, Thomas Courtaney 1909-10
McFadden, Frank 1918-19-20-21
Simmons, Eric "Butch" 1975-76
Thomas, Emmett 1975
Thomas, Randy 1965
Wade, Jimmy 1918-19-20-21
Walter, Bill 1950-51

MONROEVILLE (1)
Farish, Julius P., Jr. 1951-52-53 (C)

MORRIS (1)
Kaley, William 1925-27

MOULTON (1)
Posey, Leon 1960-61-62

MOUNT HOPE (1)
Young, Bluit Edward 1943

NEW DECATUR (1)
Burlson, Richard Alva 1909

NEW MARKET (2)
Robinson, Brandon 2002-03-04
Tucker, Bobby 1956-57-58

NEWTON (1)
Mullins, H.L. 1928-29

NOTASULGA (2)
Akin, James C. 1926-27-28
Bridges, Oma Wesley 1917-18

OAK GROVE (1)
Davis, John Eayres 1911

OXFORD (1)
Heard, Jay 1999-2000

PELHAM (1)
Allison, Zach 2015-16

PIEDMONT (1)
West, Harold 1945

PISGAH (2)
Tinker, Billy 1961-62-63-64
Tinker, Wally 1967-68-69 (C)

PITTSVIEW (1)
Battle, Ronnie 1990-91-92-93

PRATT CITY (1)
Culverhouse, Harry George 1909

RIVER FALLS (1)
Tolbert, Frank 2005-06(C)-07-08

SCOTTSBORO (2)
Blackwell, John 1962-63-64 (C)
Hurt, David 1967-68-69

SELMA (3)
Beatty, Travis 1953
Jordan, James Ralph 1930-31-32 (C)
Robinson, Doc 1997-98(C)-99(C)-00 (C)

SPRUCE PINE (1)
Glasgow, Jack 1948-49-50-51

SYLACAUGA (1)
Jones, Willie 1992

SLYVANIA (1)
Jones, Rob 1985-86-87

TALLADEGA (2)
Bolden, Pepto 1974-75-76 (C)
Burgess, Quinton 1945-46

TALLASSEE (3)
Mason, Sam 1933
Noble, A.J. 1913
O'Daniel, Curtis 1964

TARRANT CITY (1)
Hall, S.S. 1926-27

TRUSSVILLE (1)
Smith, Drew 2006-07-08

TUSCALOOSA (1)
Pearson, J. Tim 1964-65

TUSCUMBIA (1)
Burnett, John 1962-63

TUSKEGEE (2)
Smith, Leonard 1994
Turner, Greg 1981-82-83-84

UNIONTOWN (1)
Sullivan, Frankie
2009-10(C)-11-12(C)-13(C)

WARRIOR (3)
Creel, Eugene M. 1923-24
Kaley, Charles 1931-32-33 (C)
Wadsworth, Frank 1943

WEBB (1)
Kirkland, K. Mack 1962-63

WETUMPKA (1)
Curlee, Andrew 1936-37-39

ARIZONA (1)

TUCSON (1)
Gaines, Troy 2003-04-05

ARKANSAS (2)

LITTLE ROCK (2)
Chilliest, Adrian 1996-97-98-99
Flanigan, Wes 1994-95(C)-96(C)-97(C)

CALIFORNIA (1)

INGLEWOOD (1)
Williams, New 2016-17

COLORADO (1)

WATERBURY (1)
Heron, Mustapha 2017

FLORIDA (37)

BAKER (1)
Martello, Vince 1981

BALDWIN (1)
Holland, Carey 1984-85

BRANDON (1)
Gomillion, John 1998

BRADENTON (1)
Helmlinger, John 1960-61-62

CAPE CORAL (1)
Burke, Pat 1994-95-96-97 (C)

CLEARWATER (1)
Geiger, Matt 1988-89

CORAL GABLES (1)
Sawyer, Bill 1981-82

CRESTVIEW (1)
Hester, Dustin 1989

DAYTONA BEACH (1)
Daniels, Paul 1981-82-83-84

FORT LAUDERDALE (1)
Miller, Bob 1966-68

FORT WALTON (1)
Gibson, Ray 1938-39-40

JACKSONVILLE (2)
Arnold, William 1914
Joyce, Rod 1992-93

JAY (1)
Diamond, Jim 1954-55-56

KISSIMMEE (1)
Ford, Frank 1984-85-86-87

LAKELAND (2)
Davis, Chris 1995
Fenton, Benny 1934

MARIANNA (1)
Streetman, Jay Patrick 1939-40

MELBOURNE (1)
Armstrong, Ty 2010-11

MIAMI (2)
Gallon, Reggie 1990-91-92-93 (C)
McKie, Robert 1989-91

NAPLES (1)
Robinson, Clifton 1998

ORLANDO (3)
Daniels, Marquis 2000-01-02-03(C)
Poindexter, Frank 1980-81-82
Young, Ian 2004-05 (C)

PALM BAY (1)
Smith, LaRon 2017

PENSACOLA (4)
Carter, Wilmer 1915-16
Donald, Ray 1995-96 (C)
Duncan, J.R. 1912-14
Wallace, Josh 2010-11-12-13

TAMPA (1)
Jackson, Ron 1968-69-70

WEIRSDALE (2)
Adams, Jeff 1977-78-79
Johnson, Eddie 1974-75-76 (C)

WEST PALM BEACH (2)
Godfrey, Gary 1982-85-86
Patrick, Larry 1990-91

WINTER PARK (2)
Aihe, Francis 2009
Pietkiewicz, Stan 1975-76-77-78 (C)

GEORGIA (91)

ALBANY (3)
Brown, Earnest 1996
Davis, Leroy 1995
James, Tim 1982

ALPHARETTA (1)
Rice, T.J. 2011-12

AMERICUS (1)
Stapleton, Bobby 1945

ATLANTA (14)
Barrett, Rasheem 2006-07-08-09
DeFore, Lee 1964-65-66 (C)
Dennison, Derrick 1987-88-89-90 (C)
Dunnans, T.J. – 2016-17
Eaves, Joel 1935-36-37 (C)
Guy, Freddie 1963-64-65 (C)
Johnson, Shaquille 2013
McFadden, Jeffrey 1987
Martin, Terry 1984
Mitchell, Mike 1975-76-77-78 (C)
Morris, Chris 1985-86-87-88
Mummert, Gordon 1952-53-54-55
Redding, Gary 1973-74-75-76 (C)

AUGUSTA (1)
White, Gerald 1984-85-86-87

BAINBRIDGE (1)
Anthony, Benny 1977-78-79-80



All-Time Lettermen by Hometown

BARNESVILLE (1)
York, Bobby 1970

BLAKELY (2)
Davis, Kyle 2001-02-03-04 (C)
Howell, Alex 1967-68 (C)

BRUNSWICK (1)
Swinson, Aaron 1992-93-94 (C)

CARROLLTON (1)
Walker, Randall 1966-69

CALHOUN (1)
Leonard, Jimmy 1960-61

COLLEGE PARK (2)
Davis, Aundrae 1987
Weldon, Roger 1950-51-52 (C)

COLUMBUS (12)
Denson, Chris 2011-12-13-14
Dudley, Charles 1922-23 (C)
Fuller, Herbert 1945
Gordy, S. 1909
Jenkins, George 1932-33
Jones, Mike 1986-87
Kirkland, Dan 1971-72
Prowell, Quan 2007-08
Scarbrough, L.A. 1909-10-11-12
Slayden, Kay 1954-55-56
Whitaker, H. 1906-07
Worrill, Jamie 1913

COMPTON (1)
Hamilton, David 1999

COVINGTON (1)
Christian, Tim 1967

CRANDALL (1)
Henry, Lamarr 1964

DANVILLE (1)
Millsap, Joe 1966-67

DOUGLASVILLE (1)
Heramb, Matt 2007-08

DECATUR (2)
Price, Jordan 2013
Shamsid-Deen, Tahj 2013-14-15-16

DUBLIN (1)
Perry, Tom 1967-68-69 (C)

EAST POINT (2)
Brewer, Jamison 2000-01
Walker, Jimmy 1969-70-71 (C)

ELLENWOOD (1)
Edun, Moses 2004-05-06

FAYETTEVILLE (1)
Johnson, Noel 2012-13

FORSYTHE (1)
Jefferson, Alvin 1996

FORT BENNING (2)
Lee, Jimmy 1957-58-59 (C)
Quinney, George 1934

FORT VALLEY (1)
Faircloth, Tee 1966-67

HAMILTON (1)
McManus, Bayward 1958-59

JONESBORO (1)
Douglas, Toney 2005

LAGRANGE (1)
Huff, John 1939-40

LITHONIA (3)
Barker, Charlton 1999-2000-01-02
Leapheart, Al 1970-71-72
Thomas, Phillip 1996

MABLETON (1)
Harper, Jared 2017

MACON (5)
Dubose, Frank 1927-28-29
Fickling, William A. 1952-53-54
Howard, Terrance 1985-86-87-88
Patrick, Myles 1975-76-77-78
Veal, Inman 1952

MANCHESTER (2)
Barber, Korvotney 2006-07-08-09(C)
Waller, Tay 2009-10

NAHUNTA (1)
Johns, Layton 1960-61-62-63 (C)

NELSON (1)
Lawson, Harbin B. 1930-31-32

NORCROSS (2)
Miaway, Archie 2007
Neysmith, Tony 2010-11-12

PEACHTREE CITY (1)
Chubb, Rob 2010-11-12-13

QUITMAN (1)
Groover, Ray 1959-60-61

ROSSVILLE (1)
Costner, Jim 1994-95

ROSWELL (2)
Pohlman, Scott 1998-99-2000-01(C)
Smith, Abe 1999-2000

SANDY SPRINGS (1)
Wills, Bob 1968-69

SAVANNAH (1)
Salter, John 1963

STATESBORO (1)
Taylor, Mitch 1992

STILLMORE (1)
Hughes, Randy 1998

STONE MOUNTAIN (3)
Brown, Bryce 2016-17
Cahill, Mark 1981-82-83-84
Tucker, Rodney 2003-04

SUMMERVILLE (1)
Mosteller, Odell 1982-83

THOMASTON (1)
Lockhart, Darrell 1980-81-82-83 (C)

WARWICK (1)
McLemore, Anfernee 2017

WEST GREEN (1)
Park, Ben E. 1942

INDIANA (14)

ANDERSON (1)
Dixon-Tatum, Asauhn 2013-14

BEAN BLOSSOM (1)
Bond, Bobby 1973-74-75-76

DANVILLE (1)
Christian, Mike 1972-73-74 (C)

ELWOOD (1)
Mengelt, John 1969-70-71

GARY (1)
Mandula, Bob 1973-74

INDIANAPOLIS (1)
Johnson, Ronnie 2017

LAPEL (1)
Barnhizer, Mark 1977-79

LOGANSPOUT (1)
Cart, Larry 1963

MICHIGAN CITY (1)
Retseck, Jim 1971-72

MITCHELL (1)
Beavers, Tim 1972-73-74

MUNSTER (1)
Pellar, Nick 2013

SHELBYVILLE (1)
Ash, Tim 1970-71

SOUTH BEND (1)
Glass, Lincoln 2001

SOUTHPORT (1)
Krivaacs, Jim 1975

ILLINOIS (7)

CHICAGO (4)
Brown, Quinnel 2004-05 (C)
Curtis, Dwayne 2004
Greene, Jr., Brian 2013
Smith, Richard 1990

DES PLAINES (1)
Deschamps, Dale 1975-76

HARVEY (1)
Guest, Darren 1985

PARK RIDGE (1)
Henderson, Ted 1977

KANSAS (1)

WICHITA (1)
Hutton, Mark 1993

KENTUCKY (12)

ASHLAND (1)
Dawson, Bill 1951

BOWLING GREEN (1)
Fishback, Daymeon 1997-98-99-00

CENTRAL CITY (1)
Mobberly, William C. 1948-49-50-51

COVINGTON (2)
Sterling, Joseph 1947-48-49
Walther, Paul 1946

FRANKFORT (2)
Fibbe, Jimmy 1959-60-61 (C)
Fibbe, Tommy 1964-65-66

LEXINGTON (2)
Austin, Greg 1970
Fucci, Dom 1976

NANCY (1)
Shepperd, Brian 1983

OLIVE HILL (1)
Brawner, Roy 1948-49-50-51 (C)

PIKEVILLE (1)
Butcher, Donnie 1983

LOUISIANA (5)

CROWLEY (1)
Shetler, Carl 1968-69-70 (C)

MORGANZA (1)
Derozan, Kyle 2005

NEW ORLEANS (3)
Buisson, Bobby 1965-66-67 (C)
Hankton, Kirt 1989
Mitchell, Dwayne 2002

MASSACHUSETTS (1)

BERNARDSTON (1)
Harrington, Adam 2001-02 (C)

MICHIGAN (4)

DETROIT (2)
Campbell, Scott 2005
Krezminski, Ted 1946

YPSILANTI (2)
Bird, Derrick 2002-03 (C)
Eaddy, Bill 1989



All-Time Lettermen by Hometown

MISSISSIPPI (6)

DURANT (1)
O'Cain, Richard 1946-47

JACKSON (2)
Haralson, Melvin 1986-87
Hitt, Dwight 1950

NETTLETON (1)
Arnold, Jamaal 2003

SHANNON (1)
Sharp, Reggie 1999-2000-01(C)

TUPELO (1)
Trapp, John Herman 1919

MISSOURI (2)

KANSAS CITY (1)
Sanderson, Jack 1946

ST. LOUIS (1)
Granger, Jordon 2013-14-15

NEW JERSEY (3)

HACKENSACK (1)
O'Donnell, James 1953-54-55-56)

VOORHEES (1)
Cohen, Mike 2017

WESTWOOD (1)
Magri, Ernie 1972-73

NEW YORK (4)

DIX HILLS (1)
Harris, Tyler 2016

EAST HAMPTON (1)
Carter, Kenny 1980

ISLIP (1)
Sindler, Frank J. 1933

QUEENS (1)
Mason, Antoine 2015

NORTH CAROLINA (8)

CARY (1)
Ross, Earnest 2010-11

CHARLOTTE (1)
Gabriel, Kenny 2010-11-12

GOLDSBORO (1)
Spencer, Howard 1984-85

RALEIGH (1)
Lanford, Don 1948-49-50-51 (C)

RUTHERFORDTOWN (1)
Carpenter, Keenan 1988-89

SUMMERFIELD (1)
Waddell, Devin 2014-15-16-17

VANCEBORO (1)
Lancaster, Rod 1945-46

WINSTON-SALEM (1)
Fells, Orenn 2001

OHIO (3)

CINCINNATI (2)
Payne, Allen 2011-12-13-14
Robertson, Quantez 2006-07-08-09(C)

SPRINGFIELD (1)
Sutton, Brent 1972-73

OKLAHOMA (2)

TULSA (2)
McAfee, Emmett 1949
Nixon, Glenn 1948-49

PENNSYLVANIA (2)

HARRISBURG (1)
LeMelle, Ronny 2004-05-06 (C)

PHILADELPHIA (1)
Spencer, Horace 2016-17

SOUTH CAROLINA (4)

GEORGETOWN (1)
Knox, Brendon 2009-10

HEMINGWAY (1)
Dollard, Josh 2006-07

PONTIAC (1)
Hargrove, Lucas 2007-08-09-10 (C)

ST. STEPHEN (1)
Mack, Kendell 1998

TENNESSEE (14)

CHATTANOOGA (2)
Johnson, Bob 1969
Vaughn, David 1959-60-61

CRIPPLE CREEK (1)
Montgomery, Jimmy 1965-66

GOODLETTSVILLE (1)
Moon, Glen 1974-75-76

HENDERSONVILLE (2)
Lynn, Johnny 1985-86-87-88
Wicke, Danny 2003-04

KNOXVILLE (1)
England, Gary 1971-72-73 (C)

MADISON (1)
Daniel, Ryan 2005

MEMPHIS (3)
Hoehle, Gene 1950
Hudson, J.T. 1917
Payne, William 1914-15-16

MURFREESBORO (1)
Bass, Stephen 2015

SURGOINSVILLE (1)
Kirkpatrick, Bill 1953-54-55 (C)

TALBOTT (1)
Caylor, John 1987-88-90-91 (C)

TEXAS (5)

AUSTIN (1)
Canada, Malcolm 2014-15

FORT WORTH (2)
Calton, Donny 2000-01-02-03
Lewis, Kelvin 2007

GRAND PRAIRE (1)
Ross-Miller, K.C. 2015

HOUSTON (1)
Reed, DeWayne 2007-08-09-10

VIRGINIA (1)

RICHMOND (1)
Henson, Byron 1980-81-82-83

WASHINGTON, D.C. (3)

Devaney, Jim 1980
Holmes, C.J. 2013-14-15
Norris, Moochie 1995 (C)

WISCONSIN (1)

RACINE (1)
Bowers, Cinmeon 2015-2016

INTERNATIONAL (11)**AUSTRALIA (1)**

MELBOURNE (1)
Purchase, Jack 2015

BAHAMAS (1)

EIGHT MILE ROCK (1)
Stuart, Shawn 1993-94

BELGIUM (1)

ANTWERP (1)
Wade, Dion 2014

CANADA (1)

BRAMPTON, ONTARIO (1)
Atewe, Matthew 2014-15

CROATIA (1)

TIJARICA (1)
Bota, Marin 2001

PANAMA CANAL ZONE (1)

Stockelberg, Frank K. 1924

IVORY COAST (1)

ABIDJAN (1)
Kouassi, Willy 2012

JAMAICA (1)

SPANISH TOWN (1)
Forbes, Adrian 2011-12

SENEGAL (2)

DAKAR (1)
N'diaye, Mamadou 1997-98-99-00

THEIS (1)
Diame, Abdou 2001

VIRGIN ISLANDS (1)

ST. THOMAS (1)
Welsh, Richie 1984



Auburn on Television



Head coach Joel Eaves is interviewed on television following Auburn's stunning 61-60 victory over Kentucky and Adolph Rupp Feb. 20, 1960, en route to the SEC regular season championship.

Season/Opponent	AU-Opp
1949-50	
at Georgia Tech (WSB)	49-65
1959-60	
Kentucky	61-60
1963-64	
Vanderbilt (#5)	81-63
1964-65	
at Vanderbilt	77-105
1965-66	
at LSU	74-66
Kentucky (#1)	64-77
1966-67	
Vanderbilt (#9)	64-51
at Kentucky	58-60
1967-68	
Kentucky (#9)	74-73
1968-69	
Tennessee	71-60
1969-70	
Tennessee	77-64
1970-71	
Florida	85-70
at Alabama	92-76
1971-72	
Alabama	78-79
at Tennessee	70-80
1972-73	
LSU	60-79
1973-74	
LSU	76-87
1974-75	
at LSU	87-78
Florida	76-75
Alabama (#7)	76-70
1975-76	
at LSU	102-86
at Florida	92-86
Georgia	88-79
1976-77	
at LSU	73-77
Tennessee	83-93
1977-78	
at Tennessee	76-80
Alabama	74-81
Mississippi State	85-74
1978-79	
Alabama (#18)	76-83
Mississippi State	72-74
vs. Vanderbilt*	59-53
vs. Georgia*	95-91 (4ot)
vs. Tennessee* (#20)	65-74
1979-80	
at Kentucky	65-67
at Ole Miss (NBC)	54-71
Vanderbilt	73-77
vs. Georgia*	79-71
vs. Kentucky*	61-69
1980-81	
LSU (#5)	64-74
Florida (NBC)	50-55
vs. Florida*	48-50 (ot)
1981-82	
Florida	80-60
Mississippi State (NBC)	62-49
Kentucky (#9)	83-81 (ot)
vs. Mississippi State*	38-36 (ot)
vs. Kentucky* (#15)	66-89
1982-83	
at UAB (Ind.)	63-61
at Florida	75-92

Season/Opponent	AU-Opp
at Vanderbilt	62-64
Georgia	66-64
at Tennessee (ESPN)	74-82
LSU (NBC)	61-87
Ole Miss (ESPN)	82-59
vs. Alabama*	61-62
1983-84	
at UAB (ESPN)	62-69 (ot)
vs. Wake Forest (#10) (ESPN)	67-76
Florida	82-66
Kentucky(#2)(WTBS)	82-63
at Georgia	86-90
LSU (#10) (WTBS)	80-78
Ole Miss (USA)	60-50
at Florida	67-65
at Kentucky (#6)	64-84
at Vanderbilt (ESPN)	73-67
at LSU (CBS)	80-81
Mississippi State (WTBS)	68-53
Alabama	83-70
vs. Vanderbilt*	59-58
vs. Tennessee*	60-58
vs. Kentucky* (#3)	49-51
vs. Richmond+ (ESPN)	71-72
1984-85	
vs. UAB (ESPN)	61-59
vs. VCU (Ind.)	59-78
at Kentucky (WTBS)	61-68
Ole Miss (USA)	93-73
Kentucky (NBC)	47-49 (ot)
Georgia (USA)	84-86
vs. Ole Miss*	68-60
vs. LSU*	58-55
vs. Florida*	43-42
vs. Alabama* (NBC)	53-49 (ot)
vs. Purdue+ (ESPN)	59-58
vs. Kansas+ (#13) (CBS)	66-64
vs. North Carolina+ (#7) (CBS)	56-62
1985-86	
vs. West Virginia (Ind.)	58-75
at UAB (#16) (ESPN)	56-62
at Mississippi State	72-56
at Alabama (USA)	56-60
Florida (USA)	67-65
at Tennessee	79-80
Alabama (#18) (ESPN)	71-69
at Georgia (ESPN)	87-86 (ot)
vs. Mississippi State*	63-65
vs. Arizona+ (CBS)	73-63
vs. St. John's+ (#4) (CBS)	81-65
vs. UNLV+ (#11) (CBS)	70-63
vs. Louisville+ (#7) (CBS)	76-84
1986-87	
at Mississippi State	66-52
at Alabama (#13) (USA)	82-88
Ole Miss	85-61
at LSU	73-75
UNLV (#3) (ABC)	85-104
at Kentucky	71-75
Mississippi State (USA)	59-45
Alabama (#12)	75-77
LSU	100-62
vs. Kentucky*	79-72
vs. Alabama* (#9)	68-87
vs. San Diego+ (CBS)	62-61
vs. Indiana+ (#3) (CBS)	90-107
1987-88	
vs. Villanova (USA)	65-64
Florida	72-67
at Kentucky (#1) (ESPN)	53-52

Season/Opponent	AU-Opp	Season/Opponent	AU-Opp
Mississippi State	65-57	vs. Tennessee*	76-78
LSU	69-78	1993-94	
at Florida (#10) (ESPN)	58-57	at LSU	72-83
Georgia	64-57	Mississippi State	86-91 (ot)
at Alabama	77-82	at Ole Miss	85-88 (2ot)
vs. Georgia*	60-65	Alabama (ESPN)	69-74
vs. Bradley+ (#11) (ESPN)	90-86	Kentucky (#7) (ABC)	74-91
vs. Oklahoma+ (#8) (CBS)	87-107	at Miss. State (SportSouth)	76-65
1988-89		vs. Vanderbilt*	81-56
at Vanderbilt (ESPN)	77-93	vs. Alabama*	55-83
at Mississippi State	56-69	1994-95	
Georgia (ESPN)	62-75	at UAB (WBMG-TV)	60-54
at Tennessee	72-89	at Kentucky (#6)	64-98
at Alabama (ESPN)	58-74	Ole Miss (ESPN)	88-74
at Georgia	76-80	LSU	73-76
vs. Ole Miss*	68-80	Arkansas (#4) (ABC)	104-90
1989-90		Florida (#23) (SportsCh.)	77-71
at Ole Miss	72-80	at Alabama (#20)	63-65
Tennessee	89-83	at Miss. State (#21)(SS)	70-69
at LSU (#11)	71-82	vs. South Carolina*	81-66
at Vanderbilt (ESPN)	87-74	vs. Kentucky (#3)*	81-93
vs. LSU* (#11)	78-76	1995-96	
vs. Alabama*	71-87	vs. Louisville(#13)(WDRB-TV)	82-78
1990-91		Arkansas	101-76
Alabama (ESPN)	56-68	LSU	95-87
at Ole Miss	62-60	at Vanderbilt	62-76
Vanderbilt	59-80	at Florida (SportsSouth)	73-70
Kentucky (#10) (ESPN)	81-89	at Arkansas	77-87
Tennessee (ESPN)	74-65	Kentucky (#1) (ESPN)	73-88
Georgia	77-86	at Mississippi State	51-67
vs. LSU* (#16)	92-77	vs. Vanderbilt*	68-65
vs. Alabama* (#24)	59-77	vs. Mississippi State* (#25)	58-69
1991-92		1996-97	
at UNLV (SportsChannel)	82-85	at UAB (WBMG-TV)	57-64
at Ole Miss	96-83	vs. Murray State (FSS)	86-72
at Vanderbilt (ESPN)	83-89	Arkansas	55-56
Kentucky (#19)	67-85	Florida	79-65
Arkansas (#9)	74-82	Kentucky (#4)	53-77
1992-93		at Georgia (CBS)	48-53
Florida	73-76	Alabama (ESPN)	72-62
at South Carolina (ESPN)	83-81	at Arkansas (ESPN)	42-75
Tennessee	88-75	Vanderbilt (FSS)	61-75
Vanderbilt (#15)	70-73	at Alabama (FSS)	50-55
at Kentucky (#2) (SportSouth)	78-80	Ole Miss	63-71
Arkansas (#13)	81-80	vs. Tennessee*	67-54



Auburn on Television

Season/Opponent	AU-Opp	Season/Opponent	AU-Opp	Season/Opponent	AU-Opp	Season/Opponent	AU-Opp
vs. Kentucky* (#6)	50-92	Georgia Southern (FSS)	93-79	2005-06		Virginia (CSS)	68-67
1997-98		Southern Miss (FSS)	73-69	Gardner-Webb (CSS)	70-43	at Florida State (FSN)	72-76
vs. Temple (#24) (FSS)	42-68	LSU	85-69	SE Louisiana (CSS)	66-51	Sam Houston State (CSS)	89-107
Alabama	94-40	Florida (#14) (CSS)	63-65	Temple (CSS)	73-42	South Carolina (SECN)	71-80
South Carolina (#14)	56-61	Arkansas	71-63	Winthrop (FSN)	64-62	at Tennessee (ESPN2)	55-81
Ole Miss (#12) (FSS)	68-67	at Mississippi State (FSS)	74-85	at Vanderbilt (JP)	50-74	Kentucky (SECN)	67-72
Mississippi State	68-66 (ot)	Alabama (#14) (CSS)	72-69 (ot)	Alabama (JP)	52-56	at LSU (SECN)	84-80
at Florida (Sunshine)	64-81	at Kentucky (#15)	78-90	at Florida (#2) (FSN)	57-69	at Vanderbilt (SECN)	74-82
at Arkansas (#18)	83-107	vs. Tennessee* (#24)	66-73	Kentucky (ESPN)	62-71	Ole Miss (ESPNU)	74-84
Kentucky (#7)	58-83	at Purdue@ (ESPN)	61-79	Georgia (JP)	66-65	Alabama (SECN)	58-57
vs. Florida*	64-68	2001-02		at Mississippi State (FSN)	53-71	at Arkansas (SECN)	79-82 (ot)
1998-99		vs. Virginia (#7) (Comcast)	72-77	at Arkansas (FSN)	64-84	Georgia (CSS)	82-63
at Hawaii (KFVE-TV)	84-57	vs. Marshall (Comcast)	78-60	LSU (#25) (FSN)	61-65	at Mississippi State (FSN)	75-85 (ot)
at Florida State (FSS)	80-68	South Alabama (FSS)	73-58	at Ole Miss (FSN)	58-54	at Florida (ESPN)	70-78
Wofford (CSS)	79-51	Arkansas (FSS)	77-83	vs. Vanderbilt*	71-76	Arkansas (FSN)	92-83
at Navy (FoxNet)	88-70	Alabama (#14) (FSS)	59-56	2006-07		at Ole Miss (SECN)	75-85
Bethune-Cookman (CSS)	99-46	Kentucky (#8) (ESPN)	62-69	vs. Oklahoma State (CSTV)	65-66	LSU (FSN)	74-59
Tennessee (CSS)	90-62	at Tennessee	59-82	Pittsburgh (#2) (CSS)	66-74	Mississippi State (SECN)	89-80
Arkansas (#18)	83-66	Mississippi State (JP)	64-72	South Alabama (CSS)	82-71	at Alabama (SECN)	61-73
Florida (CBS)	88-69	at Arkansas (JP)	60-62	Texas A&M (#13) (CSS)	58-87	vs. Florida* (SECN)	69-78
at Kentucky (#7)	62-72	at Florida (#8) (JP)	61-89	at Southern Miss (CSS)	54-56	2010-11	
at Alabama (CSS)	73-58	vs. Florida* (#11)	63-81	Vanderbilt (FSN)	68-65	Middle Tennessee State (CSS)	68-66
Mississippi State (CSS)	64-54	2002-03		at Kentucky (LFS)	57-84	vs. Rutgers (ESPN2)	54-63
at Georgia	85-74	Georgia State (Comcast)	100-71	at LSU (#13) (LFS)	63-65	at South Florida (ESPNU)	49-61
LSU (FSS)	80-54	S.C. State (Comcast)	85-65	Tennessee (#22)	83-80	Florida State (FSN)	65-60
Ole Miss (ESPN)	95-66	Rutgers (FSS)	82-70	Alabama (#12) (ESPN)	81-57	LSU (FSN)	55-62
Alabama (CSS)	102-61	Alabama (#9) (JP)	77-68	Florida (#1) (FSN)	66-91	at Kentucky (#13) (ESPNU)	54-78
at Arkansas	88-104	at Kentucky (#8) (FSS)	51-67	at Arkansas (LFS)	57-65	at Mississippi State (FSN)	66-85
vs. Alabama*	93-61	at Georgia (#19) (JP)	79-85	at Alabama (#25) (FSN)	86-77	Florida (ESPN)	40-45
vs. Kentucky* (#14)	57-69	at Alabama (PPV)	68-84	at Ole Miss	79-83	Alabama (CSS)	58-68
vs. Winthrop+ (CBS)	80-41	at Ole Miss (FSS)	80-75	vs. Georgia*	65-80	at Arkansas (ESPNU)	64-73
vs. Oklahoma State+ (CBS)	81-74	Florida (#4) (JP)	70-73	2007-08		at South Carolina (SECN)	79-64
vs. Ohio St.+ (#14) (CBS)	64-72	at Mississippi State (#21)	45-67	vs. George Washington (SS)	74-70	Tennessee (ESPN2)	56-69
1999-00		vs. Tennessee* (JP)	66-53	vs. West Virginia (ESPN2)	59-88	at Georgia (SECN)	72-81 (ot)
UAB (FSS)	65-59	vs. Kentucky* (#2) (JP)	58-78	vs. Southern (CSS)	71-63	Mississippi State (FSN)	65-62
Arkansas-Pine Bluff (CSS)	100-44	vs. St. Joseph's+ (CBS)	65-63	Alabama A&M (CSS)	67-56	at Ole Miss (SECN)	59-90
vs. Stanford (#7) (KCal9)	58-67	vs. Wake Forest+ (#8) (CBS)	68-62	Towson (CSS)	79-59	Vanderbilt (#18) (SECN)	60-77
Florida State (FSS)	55-54	vs. Syracuse+ (#12) (CBS)	78-79	Texas A&M-C.C. (CSS)	76-58	at Alabama (SECN)	49-51
vs. Pennsylvania (ESPN)	77-70	2003-04		Xavier (FSN)	57-80	Arkansas (SECN)	55-57
Coppin State (CSS)	63-35	Western Kentucky (FSS)	86-64	Arkansas (ESPN2)	70-76	Ole Miss (SECN)	76-73
vs. Bradley (Comcast)	78-64	Colorado State (FSS)	84-54	at Florida (Raycom)	56-72	at LSU (FSN)	60-51
Southern Miss (CSS)	56-50	Air Force (Comcast)	68-49	Ole Miss (#15) (FSN)	80-77	Georgia* (SECN)	51-69
Georgia	67-52	at UNLV (ESPN)	69-82	at Alabama (Raycom)	77-97	2011-12	
Kentucky (#20) (ESPN)	66-63	at Vanderbilt	53-59	at Vanderbilt (#18) (FSN)	71-78	at Seton Hall (ESPNU)	59-81
at Mississippi State	51-45	South Carolina	51-53 (ot)	Kentucky (Raycom)	63-66	South Florida (CSS)	52-40
South Carolina (CSS)	65-61	at Alabama (FSS)	46-69	Mississippi State (FSN)	64-83	at Hawaii (ESPN)	65-62
at Ole Miss	77-79 (ot)	at Florida (#17) (CBS)	52-68	at Ole Miss (FSN)	90-78	vs. Long Beach State (ESPN2)	43-64
at Tennessee (#11) (ESPN)	76-105	at Arkansas	52-74	Alabama (CBS)	88-76	vs. UTEP (ESPN2)	76-83
Mississippi State	73-57	at Ole Miss (FSS)	68-72	South Carolina (FSN)	63-69	Georgia Southern (CSS)	78-75
Alabama (CSS)	77-63	Kentucky (#9)	59-68	at Arkansas (ESPN Classic)	64-77	at Vanderbilt (SECN)	35-65
Arkansas	73-55	Alabama (ESPN)	71-72	vs. Vanderbilt* (#17) (Raycom)	82-93	Kentucky (#2) (SECN)	53-68
Ole Miss (FSS)	75-72	at Tennessee (FSS)	69-75	2008-09		Ole Miss (SECN)	69-68 (2ot)
at Alabama (ESPN)	64-68	at LSU (Comcast)	78-66	at Xavier (CBCS)	74-81	at LSU (ESPNU)	58-65 (ot)
at Florida (#9) (CBS)	59-88	vs. Georgia*	59-73	at Virginia (FSN)	58-56	South Carolina (SECN)	63-52
LSU (#12)	53-55	2004-05		Alabama A&M (CSS)	82-40	at Arkansas (CSS)	53-56
at Arkansas (CBS)	55-64	vs. Virginia (#24) (FSN)	87-89	Southeastern La. (CSS)	77-65	at Tennessee (ESPN2)	49-64
vs. Florida* (#10)	77-70	Wofford (CSS)	78-85	Tulane (CSS)	78-53	Georgia (SECN)	59-51
vs. South Carolina*	77-72 (ot)	at Coll. of Charleston (FSN)	76-61	Florida (Raycom)	65-68	at Miss. St. (#19) (SECN)	88-91
vs. Arkansas* (CBS)	67-75	UNLV (ot) (FSN)	87-91	at Kentucky (Raycom)	64-73	Alabama (ESPNU)	50-68
vs. Creighton+ (CBS)	72-69	Belmont (CSS)	73-69	at Arkansas (Raycom)	73-51	at Ole Miss (FSN)	54-61
vs. Iowa State+ (#6) (CBS)	60-79	Florida (ot) (Sunshine)	78-84	Tennessee (Raycom)	78-77	Mississippi State (#23) (FSN)	65-55
2000-01		Ole Miss (FSN)	72-79	Mississippi State (FSN)	91-76	at Florida (#11) (ESPNU)	47-63
Jacksonville State (CSS)	91-51	at Arkansas	59-95	at Mississippi State (FSN)	76-58	Arkansas (SECN)	71-77
Mercer (CSS)	88-92	Tennessee (FSN)	62-59	at Alabama (ESPN)	77-73	at Alabama (SECN)	49-55
South Alabama (CSS)	66-68	at Kentucky (#5)	73-81	LSU (#11) (Raycom)	69-53	LSU (CBS)	67-52
UL-Lafayette (CSS)	93-86	LSU	64-77	vs. Florida* (Raycom)	61-58	Ole Miss* (SECN)	54-68
Grambling (CSS)	104-60	Arkansas	77-64	vs. Tennessee* (Raycom/ESPN)	85-94	2012-13	
vs. Detroit (Comcast)	75-72	vs. Vanderbilt*	77-73	Baylor@ (ESPN)	72-74	vs. Murray State (ESPN3)	59-79
vs. Oregon (ESPN2)	101-97 (ot)	vs. LSU*	58-89	2009-10		at Col. of Charleston (ESPN3)	55-51



Auburn on Television

Season/Opponent	AU-Opp
vs. Dayton (ESPN3)	63-73
at Boston College (ESPN3)	49-50
DePaul (ESPNU)	76-80
Winthrop (CSS)	67-74
vs. Illinois (-,12) (BTN)	79-81
Florida State (FSN)	78-72
LSU (CSS)	68-63
at South Carolina (SECN)	74-71
at Arkansas (SECN)	80-88 (2ot)
Kentucky (ESPNU)	53-75
at Vanderbilt (ESPN3)	61-73
Ole Miss (-,23) (FSN)	61-63
at Georgia (CSS)	49-57
at Missouri (-,17) (SECN)	77-91
Alabama (SECN)	49-37
at Kentucky (SECN)	62-72
Arkansas (CSS)	75-83
Florida (-,7)(SECN)	52-83
Texas A&M (ESPN3)	56-65
at Ole Miss (FSN)	55-88
at Alabama (ESPNU)	43-61
Vanderbilt (ESPN2)	55-62
Tennessee (CSS)	75-82
at Mississippi State (FSN)	71-74 (ot)
vs. Texas A&M* (SECN)	62-71
2013-14	
at Iowa State (ESPNU)	70-99
vs. Iowa (FSN)	62-81
Clemson (FSN)	66-64
Boston College (CSS)	77-67
Ark.-Pine Bluff (CSS)	91-59
at Ole Miss (ESPN2)	62-65
Missouri (ESPNU)	68-70
at Tennessee (CSS)	67-78
Florida (SEC-TV)	61-68
at Mississippi State (ESPN3)	74-82
at Arkansas (FSN)	67-86
Alabama (ESPN3)	74-55
Georgia (SEC-TV)	74-67
at South Carolina (ESPN3)	79-74
at LSU (SEC-TV)	80-87
Kentucky (SEC-TV)	56-64
Mississippi State (SEC-TV)	92-82
Florida (FSN)	66-71
Vanderbilt (FSN)	59-67
South Carolina (FSN)	83-67
at Alabama (ESPNU)	57-73
Tennessee (SEC-TV)	54-82
at Texas A&M (SEC-TV)	69-64
vs. South Carolina* (SEC-TV)	56-74
2014-15	
Milwaukee (ESPNU)	83-73
at Colorado (ESPN2)	59-90
Louisiana (FSN)	105-80
vs. Tulsa (ESPNU)	35-53
vs. Oregon Tech (ESPN3)	71-69
at Texas Tech (SECN)	44-46
Coastal Carolina (FSN)	54-58
at Clemson (ESPN3)	61-72
Winthrop (SECN)	80-62
Xavier (SECN)	89-82 (2ot)
Texas Southern (SECN+)	61-60
Middle Tennessee (SECN)	64-48
North Alabama (SECN)	82-61
at Vanderbilt (ESPNU)	52-64
Missouri (SECN)	85-79
at Florida (ESPN2)	55-75
South Carolina (SECN)	71-68
Mississippi State (SECN)	71-78

Season/Opponent	AU-Opp
at Alabama (SECN)	55-57
Texas A&M (SECN)	61-71
at Tennessee (ESPN2)	63-71
at LSU (ESPN2)	81-77
Ole Miss (SECN)	79-86
Arkansas (#23) (ESPNU)	87-101
at Georgia (FSS)	69-68
Alabama (ESPNU)	68-79
at Kentucky (-,1) (ESPN)	75-110
LSU (ESPNU)	61-84
at Texas A&M (SECN)	55-80
at Missouri (SECN)	61-63
Georgia (SECN)	61-64
vs. Mississippi State* (SECN)	74-68
vs. Texas A&M* (SECN)	66-59
vs. LSU* (SECN)	73-70 (ot)
vs. Kentucky* (#1) (ESPN)	67-91
2015-16	
UAB (SECN+)	75-74
Colorado (ESPN)	84-91
Georgia Southern (SECN+)	92-62
Northwestern State (SECN)	119-81
at Coastal Carolina (BigSouthNet)	81-78
at Middle Tenn. St. (MTSU)	81-88(ot)
Mercer (SECN)	78-71
at Xavier (#10) (FS1)	61-85
vs. New Mexico (ESPNU)	83-78
vs. Harvard (ESPNU)	51-69
at Hawai'i (ESPN2)	67-79
Tennessee (CBS)	83-77
South Carolina (SECN)	69-81
at Missouri (ESPN2)	61-76
at Vanderbilt (ESPNU)	57-75
Kentucky (#13) (ESPN)	75-70
Alabama (SECN)	83-77
at Florida (SECN)	63-95
at Ole Miss (SECN)	63-80
Oklahoma State (ESPN2)	63-74
LSU (SECN)	68-80
at Georgia (SECN)	55-65
at Tennessee (SECN)	45-71
Vanderbilt (ESPN2)	57-86
at Arkansas (SECN)	90-86
Ole Miss (SECN)	59-69
Georgia (SECN)	84-81
at Alabama (SECN)	57-65
Texas A&M (#18) (ESPNU)	63-81
at Mississippi State (SECN)	66-79
vs. Tennessee* (SECN)	59-97
2016-17	
North Florida (SECN+)	83-66
Georgia State (SECN)	83-65
Eastern Kentucky (SECN)	85-64
vs. Texas Tech (CBSSN)	67-65
vs. Purdue (#17) (CBSSN)	71-96
USC Upstate (SECN+)	90-83
at UAB (beIN)	74-70
vs. Boston College (FS1)	71-72
Coastal Carolina (SECN)	117-72
Mercer (SECN)	76-74
vs. Oklahoma (CBSSN)	74-70
at UConn (ESPN2)	70-67 (ot)
Georgia (ESPNU)	84-96
at Vanderbilt (SECN)	61-80
Ole Miss (SECN)	85-88
at Missouri (SECN)	77-72
at Kentucky (#6) (ESPN)	72-92
LSU (SECN)	78-74
Alabama (ESPN2)	84-64

Season/Opponent	AU-Opp
at South Carolina (#23) (SECN)	69-98
at TCU (ESPNU)	88-80
Tennessee (SECN)	77-87
at Alabama (SECN)	82-77
Mississippi State (ESPNU)	98-92
at Ole Miss (SECN)	84-90
Florida (#13) (SECN)	95-114
at Texas A&M (ESPNU)	62-81
at LSU (SECN)	98-75
Arkansas (SECN)	68-79
at Georgia (SECN)	78-79
Missouri (SECN)	89-78
vs. Missouri* (SECN)	83-86 (ot)
*SEC Tournament	
+NCAA Tournament	
@National Invitation Tournament	
(National Rankings in parenthesis)	
(Bold -- Games won by Auburn)	

Television Summary

Total TV Appearances:
582 (267-315, 459)

Conference Syndication:
301 (122-179, 405)

ABC: 3 (1-2, .333)
BeIN: 1 (1-0, 1.000)
Big Ten Network: 1 (0-1, .000)
CBS: 27 (14-13, .519)
CBSCS/CSTV/CBSSN: 5 (2-3, .400)
College Sports Southeast: 18 (18-0, 1.000)
Comcast (CSS): 39 (26-13, .667)
NBC: 6 (2-4, .333)
ESPN: 49 (19-30, .388)
ESPN2: 21 (4-17, .190)
ESPN3: 13 (6-7, .462)
ESPNU: 29 (5-24, .172)
ESPN Classic: 1 (0-1, .000)
FS1: 2 (0-2, .000)
FSN South: 74 (41-33, .554)
Independent: 14 (8-6, .571)
SEC Network: 60 (28-32, .467)
SportsChannel: 2 (1-1, .500)
SportsSouth: 1 (1-0, 1.000)
Sunshine Network: 2 (0-2, .000)
USA: 8 (5-3, .625)
WTBS: 4 (3-1, .750)

Home Games on TV:
264 (155-109, .587)
Away Games on TV:
204 (53-151, .260)
Neutral Games on TV:
114 (51-63, .447)




SEC Regular Season & Tournament Champions



Year	Regular Season Champion (SEC Record, Overall)	Tournament Champion
1933	Kentucky (8-0, 20-3)	Kentucky
1934	Alabama (13-2, 16-2)	Alabama
1935	LSU (12-0, 14-1), Kentucky (11-0, 19-2)	
1936	Tennessee (8-4, 15-6)	Tennessee
1937	Kentucky (5-3, 17-5)	Kentucky
1938	Georgia Tech (9-2, 18-2)	Georgia Tech
1939	Kentucky (5-2, 16-4)	Kentucky
1940	Kentucky (4-4, 15-6)	Kentucky
1941	Tennessee (8-3, 17-5)	Tennessee
1942	Kentucky (6-2, 19-6)	Kentucky
1943	Tennessee (6-3, 14-4)	Tennessee
1944	Kentucky (0-0, 19-2)	Kentucky
1945	Kentucky (4-1, 22-4)	Kentucky
1946	Kentucky (6-0, 28-2)	Kentucky
1947	Kentucky (11-0, 34-3)	Kentucky
1948	Kentucky (9-0, 36-3)	Kentucky
1949	Kentucky (13-0, 32-2)	Kentucky
1950	Kentucky (11-2, 25-5)	Kentucky
1951	Kentucky (14-0, 32-2)	Vanderbilt
1952	Kentucky (14-0, 29-3)	Kentucky
1953	LSU (13-0, 25-2)	
1954	Kentucky (14-0, 25-0), LSU (14-0, 21-5)	
1955	Kentucky (12-2, 23-3)	
1956	Alabama (14-0, 21-3)	
1957	Kentucky (12-2, 23-5)	
1958	Kentucky (12-2, 23-6)	
1959	Mississippi State (13-1, 24-1)	
1960	Auburn (12-2, 19-3)	
1961	Mississippi State (11-3, 19-6)	
1962	Mississippi State (13-1, 24-1), Kentucky (13-1, 23-3)	
1963	Mississippi State (12-2, 22-6)	
1964	Kentucky (11-3, 21-6)	
1965	Vanderbilt (15-1, 24-4)	
1966	Kentucky (15-1, 32-2)	
1967	Tennessee (15-3, 21-7)	
1968	Kentucky (15-3, 22-5)	
1969	Kentucky (16-2, 23-5)	
1970	Kentucky (17-1, 26-2)	
1971	Kentucky (16-2, 22-4)	
1972	Kentucky (14-4, 21-7), Tennessee (14-4, 19-6)	
1973	Kentucky (14-4, 20-8)	
1974	Vanderbilt (15-3, 23-3), Alabama (15-3, 22-4)	
1975	Kentucky (15-3, 26-5), Alabama (15-3, 22-5)	
1976	Alabama (15-3, 23-5)	

Year	Regular Season Champion (SEC Record, Overall)	Tournament Champion
1977	Tennessee (16-2, 22-6), Kentucky (16-2, 26-4)	
1978	Kentucky (16-2, 30-2)	
1979	LSU (14-4, 23-6)	Tennessee
1980	Kentucky (15-3, 29-6)	LSU
1981	LSU (17-1, 31-5)	Ole Miss
1982	Kentucky (13-5, 22-8)	Alabama
1983	Kentucky (13-5, 23-8)	Georgia
1984	Kentucky (14-4, 29-5)	Kentucky
1985	LSU (13-5, 19-10)	Auburn
1986	Kentucky (17-1, 32-4)	Kentucky
1987	Alabama (16-2, 28-5)	Alabama
1988	Kentucky (13-5, 27-6)	Vacated
1989	Florida (13-5, 21-13)	Alabama
1990	Georgia (13-5, 20-9)	Alabama
1991	LSU (13-5, 20-10), Miss. State (13-5, 20-9)	Alabama
1992	Arkansas (13-3, 26-8)	Kentucky
1993	Vanderbilt (14-2, 28-6)	Kentucky
1994	Arkansas (14-2, 31-3)	Kentucky
1995	Kentucky (14-2, 28-5)	Kentucky
1996	Kentucky (16-0, 34-2)	Mississippi State
1997	South Carolina (15-1, 24-8)	Kentucky
1998	Kentucky (14-2, 35-4)	Kentucky
1999	Auburn (14-2, 29-4)	Kentucky
2000	Florida (12-4, 29-8), Kentucky (12-4, 23-10) LSU (12-4, 28-6), Tennessee (12-4, 26-7)	Arkansas
2001	LSU (24-10, 12-4), Florida (24-7, 12-4)	Kentucky
2002	Alabama (12-4, 27-8)	Mississippi State
2003	Kentucky (16-0, 32-4)	Kentucky
2004	Mississippi State (14-2, 26-4)	Kentucky
2005	Kentucky (14-2, 28-6)	Florida
2006	LSU (14-2, 27-9)	Florida
2007	Florida (13-3, 35-5)	Florida
2008	Tennessee (14-2, 31-5)	Georgia
2009	LSU (13-3, 27-8)	Mississippi State
2010	Kentucky (14-2, 35-3)	Kentucky
2011	Florida (13-3, 29-8)	Kentucky
2012	Kentucky (16-0, 38-2)	Vanderbilt
2013	Florida (14-4, 29-8)	Ole Miss
2014	Florida (18-0, 36-2)	Florida
2015	Kentucky (18-0, 38-1)	Kentucky
2016	Texas A&M (13-5, 28-9), Kentucky (13-5, 27-9)	Kentucky
2017	Kentucky (16-2, 32-6)	Kentucky

Coach Sonny Smith cuts down the net following Auburn's 53-49 win over Alabama in overtime in the 1985 SEC Tournament championship game in Birmingham, Ala. The Tigers, who tied for 7th in the regular season standings at 8-10, became the 1st team to win 4 games in 4 days for the title.



Scott Pohlman cuts down the net after No. 3 Auburn clinched the 1999 SEC regular season championship with an 81-63 win over Vanderbilt on Feb. 17, 1999, in Beard-Eaves-Memorial Coliseum.



All-Time SEC Standings

**All-Time SEC Standings
(Conference Games Only, 1933-2017)**

Team	Yrs.	Won	Lost	Pct.	Championships
Kentucky	84	988	274	.783	48
Alabama	84	784	603	.565	7
Tennessee	84	724	570	.560	9
Arkansas	26	239	205	.538	2
Texas A&M	5	55	48	.534	1
Vanderbilt	85	694	629	.525	3
LSU	85	672	665	.503	10
Florida	84	634	641	.497	7
Auburn	84	597	733	.449	2
Mississippi State	84	587	765	.434	6
Georgia	85	550	768	.417	1
South Carolina	26	181	264	.407	1
Ole Miss	84	519	816	.389	0
Missouri	5	34	70	.327	0

Former Members

Georgia Tech	32	201	207	.493	1
Tulane	34	195	252	.436	0
Sewanee	8	3	76	.038	0

Note: Sewanee withdrew from the conference after the 1940 season, Georgia Tech after 1964 and Tulane after 1966. During World War II, six schools suspended formal basketball for the 1943-44 season—Alabama, Auburn, Florida, Ole Miss, Miss. State and Tennessee. Kentucky did not compete during the 1953 season due to NCAA suspension.

**Composite SEC Tournament Standings
(55 Years)**

Team	Years	Titles	Won	Lost	Pct.
Kentucky	56	30	130	25	.839
Alabama	58	6	64	51	.557
Tennessee	57	4	65	54	.546
Arkansas	26	1	24	25	.490
Florida	52	4	43	48	.473
LSU	58	1	47	57	.452
Georgia	57	2	45	55	.450
South Carolina	26	0	20	26	.435
Missouri	4	0	3	4	.429
Vanderbilt	56	2	39	54	.419
Texas A&M	5	0	3	5	.375
Ole Miss	55	2	31	53	.369
Auburn	55	1	30	54	.357
Mississippi State	57	3	30	54	.357


Former Members

Georgia Tech	1	14	18	.438
Tulane	0	12	16	.429
Sewanee	0	0	2	.000

All-Time Overall Records

Team	Yrs.	Won	Lost	Tied	Pct.
Kentucky#	113	2237	688	1	.765
Arkansas	94	1667	941	0	.639
Alabama#	104	1637	1014	1	.617
Tennessee	108	1600	1037	2	.607
Vanderbilt	114	1585	1124	0	.585
Missouri	111	1583	1136	0	.582
LSU	109	1514	1164	0	.565
Florida#	98	1394	1084	0	.563
Mississippi State	105	1377	1175	0	.540
South Carolina	109	1383	1222	1	.531
Texas A&M	105	1388	1244	0	.527
Auburn	111	1311	1188	1	.525
Georgia#	112	1363	1273	0	.517
Ole Miss	107	1280	1281	0	.500

On-the-court records: UK 2237-689-1; ALA 1639-1015-1; UG 1394-1277; UF 1397-1086 before NCAA participation was vacated.



Joel Eaves guided Auburn to its first SEC regular season championship 1959-60. The Tigers went 12-2 in league play and finished 19-3 overall. (l to r): David Vaughn (30), Coach Joel Eaves, Terry Hinote, John Helmlinger (40).



All-Americans

1931-32

Jack Stewart—College Humor Magazine (second team)

1958-59

Rex Frederick—Helms Athletic Foundation (second team)

1959-60

Henry Hart—Helms Athletic Foundation (second team)

1965-66

Lee DeFore—Helms Athletic Foundation (36-man roster)

1969-70

John Mengelt—Helms Athletic Foundation (36-man roster)

1970-71

John Mengelt—Helms Athletic Foundation (36-man roster)

1977-78

Mike Mitchell—Converse Yearbook (second team)

1983-84

Charles Barkley— Basketball Times (second team)
NABC (third team)

1984-85

Chuck Person— The Sporting News (second team)
McGregor (third team)

1985-86

Chuck Person— Basketball Weekly (second team)
NABC (third team)

1993-94

Wesley Person— Associated Press (honorable mention)
United States Basketball Writers Association
(honorable mention)

1998-99

Chris Porter— John Wooden Award (first-team)
Basketball Times (first-team)
College Hoops Insider (first-team)
Associated Press (second-team)
United States Basketball Writers Association
(second-team)

Doc Robinson— College Hoops Insider (first-team)
Associated Press (honorable mention)

Key to Abbreviation:

NABC—National Association of Basketball Coaches



CHARLES BARKLEY



LEE DeFORE



REX FREDERICK




All-Americans



HENRY HART



JOHN MENGELT




MIKE MITCHELL



CHUCK PERSON




WESLEY PERSON



CHRIS PORTER



DOC ROBINSON



JACK STEWART



All-SEC

Year	Player	AP	+UPI	*Coaches
1950	Don Lanford, G	2		
	Bill Lynn, F	3		
1951	Don Lanford, G	3		
1954	Bob Miller, F	3		
1955	Bill Kirkpatrick, G	2	1	
1956	Jim O'Donnell, G	3		
1957	Rex Frederick, C	3		
1958	Rex Frederick, F	1		1
	Jimmy Lee, G	3		
1959	Rex Frederick, F	1		1
	Jimmy Lee, F	2		
	Henry Hart, G	2		
1960	Henry Hart, F	1		1
	David Vaughn, C	3		
1961	Jim Fibbe, F	2		1
1962	Layton Johns, C	2		1
	Billy Tinker, F	3		
1963	Layton Johns, F	1		1
	John Blackwell, G	3		
1964	Lee DeFore, C	3		
1965	Joe Newton, G	1	2	1
	Freddie Guy, F	3		
	Lee DeFore, F		3	
1966	Lee DeFore, C	3		
1967	Alex Howell, G		3	
	Bobby Buisson, G			1
1968	Wally Tinker, F		3	
1969	John Mengelt, G	2	2	1
	Wally Tinker, F	3		1
1970	John Mengelt, G	1	1	1
	Bill Alexander, F	3		
1971	John Mengelt, G	1	1	1
1972	Henry Harris, G	3		
1973	Gary England, G	3		
1974	Eddie Johnson, G	2	2	1
1975	Eddie Johnson, G	2	2	1
	Mike Mitchell, F	3	3	
1976	Eddie Johnson, G	1	1	1
	Mike Mitchell, F	2	2	1
1977	Mike Mitchell, F	2	2	1
	Eddie Johnson, G	3	3	
1978	Mike Mitchell, F	1	1	1
	Stan Pietkiewicz, F	2	2	
1979	Bobby Cattage, C		3	
1982	Charles Barkley, C	2	2	
	Odell Mosteller, G		2	
1983	Charles Barkley, C	2	2	1
	Darrell Lockhart, F	3		
1984	Charles Barkley, C	1	1	1
	Chuck Person, F	1	1	1
1985	Chuck Person, F	1	1	1
1986	Chuck Person, F	1	1	1
1987	Jeff Moore, C	2	1	1
	Chris Morris, F	2	3	
	Frank Ford, G	3		
1988	Chris Morris, F	1	1	1
	Jeff Moore, C		3	
1989	Keenan Carpenter, G	2	3	
1990	Ronnie Battle, G	3		1
	Derrick Dennison, F		3	
1991	Ronnie Battle, G	2	3	
1992	Wesley Person, F	3		
1993	Wesley Person, F/G	2		1
	Ronnie Battle, G			1
	Aaron Swinson, C	3		2
1994	Wesley Person, G/F	1		1
	Aaron Swinson, F/C	2		1
1995	Moochie Norris, G	3		3

Year	Player	AP	+UPI	*Coaches
1996	Wes Flanigan, G	3		3
	Lance Weems, G			3
1997	Pat Burke, C	Hon. Mention		
1998	Bryant Smith, F	Hon. Mention		
1999	Chris Porter, F	1		1
	Doc Robinson, G	1		1
	Bryant Smith, F	2		2
	Mamadou N'diaye, C	3		
2000	Doc Robinson, G	1		2
	Chris Peorter, F	2		2
2001	Jamison Brewer, G	3		
	Marquis Daniels, F	3		3
	Adam Harrington, G			3
2003	Marquis Daniels, F	2		2
2004	Marco Killingsworth, F	3		2
2005	Toney Douglas, G	3		3
2009	Korvotney Barber, F	2		2
2013	Chris Denson, G	Hon. Mention		2
2015	KT Harrell, G	2		2

* 10-player squad until a 5-member squad in 1993-94
 + Discontinued after 1990-91 season



Rex Frederick became the first Auburn player to earn first-team All-SEC honors in 1957-58 after averaging 16.1 points and 14.8 rebounds.



BARKLEY, Charles, PF - Philadelphia 76ers (1984-1992), Phoenix Suns (1992-1996), Houston Rockets (1996-2000)
BREWER, Jamison, PG - Indiana Pacers (2001-2004), New York Knicks (2004-05)
BURKE, Pat, C - Orlando Magic (2002-03), Phoenix Suns (2006-07)
CATTAGE, Bobby, PF - Utah Jazz (1981-82), New Jersey Nets (1985-86)
DANIELS, Marquis, G/F - Dallas Mavericks (2003-06), Indiana Pacers (2006-2009), Boston Celtics (2009-2012), Milwaukee Bucks (2012-13)
DOUGLAS, Toney, G - New York Knicks (2009-12), Houston Rockets (2012-13), Sacramento Kings (2012-13), Golden State Warriors (2013-14), Miami Heat (2013-14)
GEIGER, Matt, C - Miami Heat (1992-95), Charlotte Hornets (1995-98), Philadelphia 76ers (1998-2002)
HARRINGTON, Adam, G - Dallas Mavericks (2002-03), Denver Nuggets (2002-03)
Hordges, Cedrick, PF - Denver Nuggets (1980-82)
JOHNSON, Eddie, G - Atlanta Hawks (1977-86), Cleveland Cavaliers (1985-86), Seattle Sonics (1986-87)
LOCKHART, Darrell, C - San Antonio Spurs (1983-84)
MENGELT, John, G - Cincinnati Royals (1971-72), Kansas City-Omaha Kings (1972-73), Detroit Pistons (1972-1976), Chicago Bulls (1976-1980), Golden State Warriors (1980-81)
MITCHELL, Mike, F - Cleveland Cavaliers (1978-1982), San Antonio Spurs (1982-88)
MORRIS, Chris, F/G - New Jersey Nets (1988-1995), Utah Jazz (1995-1998), Phoenix Suns (1998-99)
N'DIAYE, Mamadou, C - Toronto Raptors (2000-03), Dallas Mavericks (2003-04), Atlanta Hawks (2003-04), Los Angeles Clippers (2004-05)
NORRIS, Moochie, G - Vancouver Grizzlies (1996-97), Seattle Sonics (1998-99), Houston Rockets (1999-04, 2005-06), New York Knicks (2003-05), New Orleans/Oklahoma City Hornets (2005-06)
PATRICK, Myles, F - Los Angeles Lakers (1980-81)
PERSON, Chuck, F - Indiana Pacers (1986-92), Minnesota Timberwolves (1992-94), San Antonio Spurs (1994-98), Charlotte Hornets (1998-99), Seattle Sonics (1999-00)
PERSON, Wesley, G - Phoenix Suns (1994-97), Cleveland Cavaliers (1997-02), Memphis Grizzlies (2002-04), Portland Trailblazers (2003-04), Atlanta Hawks (2003-04), Miami Heat (2004-05), Denver Nuggets (2004-05)
PIETKIEWICZ, Stan, G - San Diego Clippers (1978-81), Dallas Mavericks (1980-81)
PORTER, Chris, F - Golden State Warriors (2000-01)
SWINSON, Aaron, F - Phoenix Suns (1994-95)

Year	Rnd	Pick	Name, Pos.	Team
1960	12	82	Henry Hart, G	New York Knicks
1963	4	34	Layton Johns, C	Los Angeles Lakers
1965	4	21	Joe Newton, C	Baltimore Bullets
1966	4	31	Lee DeFore, F	New York Knicks
1971	2	21	John Mengelt, SG	Cincinnati Royals
1972	8	120	Henry Harris, G	Houston Rockets
1973	3	46	Jim Retseck, F	Golden State Warriors
1976	5	73	Gary Redding, F	Portland Trailblazers
1977	3	49	Eddie Johnson, SG	Atlanta Hawks
1978	1	15	Mike Mitchell, SF	Cleveland Cavaliers
	7	133	Stan Pietkiewicz, SG/PG	San Diego Clippers
1979	7	143	Rich Valavicius, F	Houston Rockets
1980	8	170	Rich Valavicius, F	Washington Bullets
1981	6	122	Earl Banks, F	Seattle SuperSonics
	8	165	Bobby Cattage, PF	Utah Jazz
1983	2	35	Darrell Lockhart, C	San Antonio Spurs
	10	211	Odell Mosteller, G	Utah Jazz
1984	1	5	Charles Barkley, PF	Philadelphia 76ers
	9	193	Greg Turner, F/C	Kansas City Kings
1986	1	4	Chuck Person, SF/PF	Indiana Pacers
1987	6	138	Frank Ford, G	Los Angeles Lakers
	7	158	Gerald White, G	Dallas Mavericks
1988	1	4	Chris Morris, SF/SG	New Jersey Nets
	3	58	Jeff Moore, C/F	Charlotte Hornets
	3	63	Mike Jones, F	Milwaukee Bucks
1994	1	23	Wesley Person, SG/SF	Phoenix Suns
2000	1	26	Mamadou N'Diaye, C	Denver Nuggets
	2	55	Chris Porter, SF	Golden State Warriors
2001	2	40	Jamison Brewer, PG/SG	Indiana Pacers

Undrafted Free Agents to play in the NBA

Pat Burke, C
 Marquis Daniels, SG/SF
 Adam Harrington, SG
 Myles Patrick, SF
 Aaron Swinson, SF

Played at Auburn and transferred to another school

Year	Rnd	Pick	Name, Pos.	Team
1979	3	49	Cedrick Hordges, PF	Chicago Bulls
1992	2	42	Matt Geiger, C	Miami Heat
1996	2	33	Moochie Norris, PG	Milwaukee Bucks
2009	1	29	Toney Douglas, PG/SG	Los Angeles Lakers

All-Time NBA Awards & Honors

NAISMITH MEMORIAL BASKETBALL HALL OF FAME INDUCTEES
Charles Barkley (2006)
NBA 50 GREATEST PLAYERS
Charles Barkley
NBA LEAGUE MVP
Charles Barkley (1993)
NBA ROOKIE OF THE YEAR
Chuck Person (1987)
ALL-NBA TEAM
Charles Barkley (1986 - 2nd Team, 1987 - 2nd Team, 1988, 1989, 1990, 1991, 1992 - 2nd Team, 1993, 1994 - 2nd Team, 1995 - 2nd Team, 1996 - 3rd Team)
NBA ALL-DEFENSIVE TEAM
Eddie Johnson (1979 - 2nd Team, 1980 - 2nd Team)

NBA ALL-ROOKIE TEAM
Charles Barkley (1985) Chris Morris (1989 - 2nd Team) Chuck Person (1987) Wesley Person (1995 - 2nd Team)
NBA FINALS PARTICIPANTS
Charles Barkley (1993 - Chicago Bulls def. Phoenix Suns, 4-2) Chris Morris (1997 - Chicago Bulls def. Utah Jazz, 4-2) Marquis Daniels (2006 - Miami Heat def. Dallas Mavericks, 4-2)
NBA ALL-STAR GAME PARTICIPANTS
Charles Barkley (1987, 1988, 1989, 1990, 1991, 1992, 1993, 1994, 1995, 1996, 1997) Eddie Johnson (1980, 1981) Mike Mitchell (1981)
NBA ALL-STAR GAME MVP
Charles Barkley (1991)



ATLANTA HAWKS
DRAFT CHOICES

YEAR	RND	PICK	NAME
1977	3	49	Eddie Johnson, G

ALL-TIME ROSTER

NAME, POS.	YEARS
Eddie Johnson, SG	1977-86
Mamadou N'Diaye, C	2003-04
Wesley Person, SG/SF	2003-04

BOSTON CELTICS
ALL-TIME ROSTER

NAME, POS.	YEARS
Marquis Daniels, SG/SF	2009-12

CHARLOTTE HORNETS
DRAFT CHOICES

YEAR	RND	PICK	NAME
1988	3	58	Jeff Moore, C/F

ALL-TIME ROSTER

NAME, POS.	YEARS
Chuck Person, SF/PF	1998-99

CHICAGO BULLS
ALL-TIME ROSTER

NAME, POS.	YEARS
John Mengelt, SG	1976-80

CLEVELAND CAVALIERS
DRAFT CHOICES

YEAR	RND	PICK	NAME
1978	1	15	Mike Mitchell, F

ALL-TIME ROSTER

NAME, POS.	YEARS
Eddie Johnson, SG	1985-86
Mike Mitchell, SF	1978-82
Wesley Person, SG/SF	1997-02

DALLAS MAVERICKS
DRAFT CHOICES

YEAR	RND	PICK	NAME
1987	7	158	Gerald White, G

ALL-TIME ROSTER

NAME, POS.	YEARS
Marquis Daniels, G/F	2003-06
Adam Harrington, G	2002-03
Mamadou N'Diaye, C	2003-04
Stan Pietkiewicz, G	1980-81

DENVER NUGGETS
DRAFT CHOICES

YEAR	RND	PICK	NAME
2000	1	26	Mamadou N'Diaye, C

ALL-TIME ROSTER

NAME, POS.	YEARS
Adam Harrington, G	2002-03
Wesley Person, G/F	2004-05

DETROIT PISTONS
ALL-TIME ROSTER

NAME, POS.	YEARS
John Mengelt, G	1972-76

GOLDEN STATE WARRIORS
DRAFT CHOICES

YEAR	RND	PICK	NAME
1973	3	46	Jim Retseck, F
2000	2	55	Chris Porter, F

ALL-TIME ROSTER

NAME, POS.	YEARS
Toney Douglas, G	2013-14
John Mengelt, G	1980-81
Chris Porter, F	2000-01

HOUSTON ROCKETS
DRAFT CHOICES

YEAR	RND	PICK	NAME
1972	8	12	Henry Harris, G
1979	7	143	Rich Valavicius, F

ALL-TIME ROSTER

NAME, POS.	YEARS
Charles Barkley, F	1996-00
Toney Douglas, G	2012-13
Moochie Norris, G	1999-04, 2005-06

INDIANA PACERS
DRAFT CHOICES

YEAR	RND	PICK	NAME
1986	1	4	Chuck Person, F
2001	2	40	Jamison Brewer, G

ALL-TIME ROSTER

NAME, POS.	YEARS
Jamison Brewer, G	2001-04
Marquis Daniels, F	2006-09
Chuck Person, F	1986-92

LOS ANGELES CLIPPERS
DRAFT CHOICES

YEAR	RND	PICK	NAME
1978	7	133	Stan Pietkiewicz, G

ALL-TIME ROSTER

NAME, POS.	YEARS
Mamadou N'Diaye, C	2004-05
Stan Pietkiewicz, G	1978-81

LOS ANGELES LAKERS
DRAFT CHOICES

YEAR	RND	PICK	NAME
1963	4	34	Layton Johns, C
1987	6	138	Frank Ford, G

ALL-TIME ROSTER

NAME, POS.	YEARS
Myles Patrick, F	1980-81

MEMPHIS GRIZZLIES
ALL-TIME ROSTER

NAME, POS.	YEARS
*Moochie Nooris, G	1996-97
Wesley Person, G/F	2002-04
<i>*-played for the Vancouver Grizzlies</i>	

MIAMI HEAT
ALL-TIME ROSTER

NAME, POS.	YEARS
Toney Douglas, G	2013-14
Wesley Person, G/F	2004-05

MILWAUKEE BUCKS
DRAFT CHOICES

YEAR	RND	PICK	NAME
1988	3	63	Mike Jones, F

ALL-TIME ROSTER

NAME, POS.	YEARS
Marquis Daniels, G/F	2012-13

MINNESOTA TIMBERWOLVES
ALL-TIME ROSTER

NAME, POS.	YEARS
Chuck Person, F	1992-94

NEW JERSEY NETS
DRAFT CHOICES

YEAR	RND	PICK	NAME
1988	1	4	Chris Morris, F/G

ALL-TIME ROSTER

NAME, POS.	YEARS
Bobby Cattage, F	1985-86
Chris Morris, F/G	1988-95

NEW ORLEANS PELICANS
ALL-TIME ROSTER

NAME, POS.	YEARS
Moochie Norris, G	2005-06

NEW YORK KNICKS
DRAFT CHOICES

YEAR	RND	PICK	NAME
1960	12	82	Henry Hart, G
1966	4	31	Lee DeFore, F

ALL-TIME ROSTER

NAME, POS.	YEARS
Jamison Brewer, G	2004-05
Toney Douglas, G	2009-12
Moochie Norris, G	2003-05

OKLAHOMA CITY THUNDER
DRAFT CHOICES

YEAR	RND	PICK	NAME
1981	6	122	Earl Banks, F

**Seattle SuperSonics*

ALL-TIME ROSTER

NAME, POS.	YEARS
*Eddie Johnson, G	1986-87
*Moochie Norris, G	1998-99
*Chuck Person, F	1999-00
<i>*-played with Seattle SuperSonics</i>	

ORLANDO MAGIC
ALL-TIME ROSTER

NAME, POS.	YEARS
Pat Burke, C	2002-03

PHILADELPHIA 76ERS
DRAFT CHOICES

YEAR	RND	PICK	NAME
1984	1	5	Charles Barkley, F

ALL-TIME ROSTER

NAME, POS.	YEARS
Charles Barkley, F	1984-92

PHOENIX SUNS
DRAFT CHOICES

YEAR	RND	PICK	NAME
1994	1	23	Wesley Person, G/F

ALL-TIME ROSTER

NAME, POS.	YEARS
Charles Barkley, F	1992-96
Pat Burke, C	2006-07
Chris Morris, F/G	1998-99
Wesley Person, G/F	1994-97
Aaron Swinson, F	1994-95

PORTLAND TRAIL BLAZERS
DRAFT CHOICES

YEAR	RND	PICK	NAME
1976	5	73	Gary Redding, F

ALL-TIME ROSTER

NAME, POS.	YEARS
Wesley Person, G/F	2003-04

SACRAMENTO KINGS
DRAFT CHOICES

YEAR	RND	PICK	NAME
1971	2	21	John Mengelt, SG
1984	9	193	Greg Turner, F/C

**Kansas City Kings*

ALL-TIME ROSTER

NAME, POS.	YEARS
Toney Douglas, G	2012-13
*John Mengelt, G	1971-73
<i>*-played for the Cincinnati Royals & Kansas City-Omaha Kings</i>	

SAN ANTONIO SPURS
DRAFT CHOICES

YEAR	RND	PICK	NAME
1983	2	35	Darrell Lockhart, C

ALL-TIME ROSTER

NAME, POS.	YEARS
Darrell Lockhart, C	1983-84
Mike Mitchell, F	1982-88
Chuck Person, F	1994-98

TORONTO RAPTORS
ALL-TIME ROSTER

NAME, POS.	YEARS
Mamadou N'Diaye, C	2000-03

UTAH JAZZ
DRAFT CHOICES

YEAR	RND	PICK	NAME
1981	8	165	Bobby Cattage, F
1983	10	211	Odell Mosteller, G


ALL-TIME ROSTER

NAME, POS.	YEARS
Bobby Cattage, F	1981-82
Chris Morris, F/G	1995-98

WASHINGTON WIZARDS
DRAFT CHOICES

YEAR	RND	PICK	NAME
1965	4	21	Joe Newton, C*
1980	8	170	Rich Valavicius**

**Baltimore Bullets **Washington Bullets*




CHARLES BARKLEY
Philadelphi 76ers • Phoenix Suns • Houston Rockets

Year	Team	GP	GS	MIN	FGM	FGA	FG%	3FGM	3FGA	3FG%	FTM	FTA	FT%	OREB	DREB	REB	AST	TO	STL	BLK	PF	PTS
1984-85	PHL	82	60	2347	427	783	54.5%	1	6	16.7%	293	400	73.3%	266	437	703	155	209	95	80	301	1148
1985-86	PHL	80	80	2952	595	1041	57.2%	17	75	22.7%	396	578	68.5%	354	672	1026	312	350	173	125	333	1603
1986-87	PHL	68	62	2740	557	937	59.4%	21	104	20.2%	429	564	76.1%	390	604	994	331	322	119	104	252	1564
1987-88	PHL	80	80	3170	753	1283	58.7%	44	157	28.0%	714	951	75.1%	385	566	951	254	304	100	103	278	2264
1988-89	PHL	79	79	3088	700	1208	57.9%	35	162	21.6%	602	799	75.3%	403	583	986	325	254	126	67	262	2037
1989-90	PHL	79	79	3085	706	1177	60.0%	20	92	21.7%	557	744	74.9%	361	548	909	307	243	148	50	250	1989
1990-91	PHL	67	67	2498	665	1167	57.0%	44	155	28.4%	475	658	72.2%	258	422	680	284	210	110	33	173	1849
1991-92	PHL	75	75	2881	622	1126	55.2%	32	137	23.4%	454	653	69.5%	271	559	830	308	235	136	44	196	1730
1992-93	PHX	76	76	2859	716	1376	52.0%	67	220	30.5%	445	582	76.5%	237	691	928	385	233	119	74	196	1944
1993-94	PHX	65	65	2298	518	1046	49.5%	48	178	27.0%	318	452	70.4%	198	529	727	296	206	101	37	160	1402
1994-95	PHX	68	66	2382	554	1141	48.6%	74	219	33.8%	379	507	74.8%	203	553	756	276	150	110	45	201	1561
1995-96	PHX	71	71	2632	580	1160	50.0%	49	175	28.0%	440	566	77.7%	243	578	821	262	218	114	56	208	1649
1996-97	HOU	53	53	2009	335	692	48.4%	58	205	28.3%	288	415	69.4%	212	504	716	248	151	69	25	153	1016
1997-98	HOU	68	41	2243	361	744	48.5%	18	84	21.4%	296	397	74.6%	241	553	794	217	147	71	28	187	1036
1998-99	HOU	42	40	1526	240	502	47.8%	4	25	16.0%	192	267	71.9%	167	349	516	192	100	43	13	89	676
1999-00	HOU	20	18	620	106	222	47.7%	6	26	23.1%	71	110	64.5%	71	138	209	63	44	14	4	48	289
Career		1073	1012	39330	8435	15605	54.1%	538	2020	26.6%	6349	8643	73.5%	4260	8286	12546	4215	3376	1648	888	3287	23757



JAMISON BREWER
Indiana Pacers • New York Knicks

Year	Team	GP	GS	MIN	FGM	FGA	FG%	3FGM	3FGA	3FG%	FTM	FTA	FT%	OREB	DREB	REB	AST	TO	STL	BLK	PF	PTS
2001-02	IND	13	0	43	2	5	40.0%	0	1	0.0%	0	0	0.0%	2	6	8	9	3	2	0	3	4
2002-03	IND	10	0	80	9	17	52.9%	0	2	0.0%	4	9	44.4%	5	4	9	18	6	2	1	11	22
2003-04	IND	13	1	160	13	35	37.1%	5	14	35.7%	1	6	16.7%	2	9	11	17	10	7	0	9	32
2004-05	NYK	18	0	185	11	37	29.7%	3	15	20.0%	6	13	46.2%	6	16	22	12	13	8	1	11	31
Career		54	1	465	35	94	37.2%	8	32	25.0%	11	28	39.3%	15	35	50	56	32	19	2	34	89



PAT BURKE
Orlando Magic • Phoenix Suns

Year	Team	GP	GS	MIN	FGM	FGA	FG%	3FGM	3FGA	3FG%	FTM	FTA	FT%	OREB	DREB	REB	AST	TO	STL	BLK	PF	PTS
2002-03	ORL	62	8	783	113	296	38.2%	1	7	14.3%	40	58	69.0%	57	89	146	23	47	19	25	99	267
2005-06	PHX	42	0	346	63	127	49.6%	2	7	28.6%	13	21	61.9%	21	52	73	16	33	6	13	62	141
2006-07	PHX	23	0	164	23	65	35.4%	6	22	27.3%	8	13	61.5%	12	35	47	5	7	3	2	19	60
Career		127	8	1296	199	488	40.8%	9	36	25.0%	61	92	66.3%	90	176	266	44	87	28	40	180	468



BOBBY CATTAGE
Utah Jazz • New Jersey Nets

Year	Team	GP	GS	MIN	FGM	FGA	FG%	3FGM	3FGA	3FG%	FTM	FTA	FT%	OREB	DREB	REB	AST	TO	STL	BLK	PF	PTS
1981-82	UTH	49	0	337	60	135	44.4%	0	2	0.0%	30	41	73.2%	22	51	73	7	18	7	0	58	150
1985-86	NYJ	29	1	185	28	83	33.7%	1	5	20.0%	35	44	79.5%	15	19	34	4	13	6	0	23	92
Career		78	1	522	88	218	40.4%	1	7	14.3%	65	85	76.5%	37	70	107	11	31	13	0	81	242



MARQUIS DANIELS
Dallas Mavericks • Indiana Pacers • Boston Celtics • Milwaukee Bucks

Year	Team	GP	GS	MIN	FGM	FGA	FG%	3FGM	3FGA	3FG%	FTM	FTA	FT%	OREB	DREB	REB	AST	TO	STL	BLK	PF	PTS
2003-04	DAL	56	15	1039	203	411	49.4%	11	36	30.6%	60	78	76.9%	66	80	146	116	44	53	12	51	477
2004-05	DAL	60	17	1412	220	504	43.7%	7	35	20.0%	98	133	73.7%	87	129	216	128	86	83	14	124	545
2005-06	DAL	62	29	1766	246	512	48.0%	4	19	21.1%	138	183	75.4%	81	143	224	172	100	67	13	143	634
2006-07	IND	45	4	800	129	281	45.9%	6	26	23.1%	56	80	70.0%	26	56	82	57	55	27	7	56	320
2007-08	IND	74	1	1546	241	561	43.0%	27	102	26.5%	97	139	69.8%	66	146	212	137	112	79	18	121	606
2008-09	IND	54	43	1700	311	689	45.1%	18	90	20.0%	93	129	72.1%	80	168	248	114	94	62	26	120	733
2009-10	BOS	51	4	937	124	249	49.8%	6	28	21.4%	34	56	60.7%	27	68	95	66	42	27	6	91	288
2010-11	BOS	49	0	938	114	232	49.1%	4	21	19.0%	39	57	68.4%	24	89	113	64	38	39	22	63	271
2011-12	BOS	38	0	484	52	143	36.4%	0	10	0.0%	17	23	73.9%	16	50	66	47	28	21	9	36	121
2012-13	MIL	59	33	1085	132	351	37.6%	20	72	27.8%	40	54	74.1%	48	102	150	65	45	51	10	77	324
Career		548	146	11704	1772	3933	45.1%	103	439	23.5%	672	932	72.1%	521	1031	1552	966	644	509	137	882	4319



ADAM HARRINGTON
Dallas Mavericks • Denver Nuggets

Year	Team	GP	GS	MIN	FGM	FGA	FG%	3FGM	3FGA	3FG%	FTM	FTA	FT%	OREB	DREB	REB	AST	TO	STL	BLK	PF	PTS
2002-03	DAL	13	0	37	4	17	23.5%	1	3	33.3%	2	2	100%	0	2	2	2	2	1	1	2	11
2002-03	DEN	6	0	74	7	20	35.0%	4	11	36.4%	1	2	50.0%	1	5	6	10	0	1	0	6	19
Career		19	0	110	11	37	29.7%	5	14	35.7%	3	4	75.0%	1	7	8	12	2	2	1	8	30



EDDIE JOHNSON
Atlanta Hawks • Cleveland Cavaliers • Seattle SuperSonics

Year	Team	GP	GS	MIN	FGM	FGA	FG%	3FGM	3FGA	3FG%	FTM	FTA	FT%	OREB	DREB	REB	AST	TO	STL	BLK	PF	PTS
1977-78	ATL	79	0	1875	332	686	48.4%	0	0	0.0%	164	201	81.6%	51	102	153	235	168	100	4	232	828
1978-79	ATL	78	0	2413	501	982	51.0%	0	0	0.0%	243	292	83.2%	65	105	170	360	213	121	11	241	1245
1979-80	ATL	79	0	2622	590	1212	48.7%	5	13	38.5%	280	338	82.8%	95	105	200	370	189	120	24	216	1465
1980-81	ATL	75	0	2693	573	1136	50.4%	6	20	30.0%	279	356	78.4%	60	119	179	407	197	126	11	188	1431
1981-82	ATL	68	57	2314	455	1011	45.0%	7	30	23.3%	294	385	76.4%	63	128	191	358	186	102	16	188	1211
1982-83	ATL	61	57	1813	389	858	45.3%	14	41	34.1%	186	237	78.5%	26	98	124	318	156	61	6	138	978
1983-84	ATL	67	43	1893	353	798	44.2%	16	43	37.2%	164	213	77.0%	31	115	146	374	173	58	7	155	886
1984-85	ATL	73	66	2367	453	946	47.9%	22	72	30.6%	265	332	79.8%	38	154	192	566	244	43	7	184	1193
1985-86	ATL/CLE	71	9	1477	284	621	45.7%	29	85	34.1%	112	155	72.3%	30	91	121	333	150	18	2	128	709
1986-87	SEA	24	0	508	85	186	45.7%	5	15	33.3%	42	55	76.4%	11	35	46	115	41	12	1	36	217
Career		675	223	19975	4015	8436	47.6%	104	319	32.6%	2029	2564	79.1%	470	1052	1522	3436	1717	761	89	1706	10163



DARRELL LOCKHART
San Antonio Spurs

Year	Team	GP	GS	MIN	FGM	FGA	FG%	3FGM	3FGA	3FG%	FTM	FTA	FT%	OREB	DREB	REB	AST	TO	STL	BLK	PF	PTS
1983-84	SAN	2	0	14	2	2	100%	0	0	0.0%	0	0	0.0%	0	3	3	0	2	0	0	5	4
Career		2	0	14	2	2	100%	0	0	0.0%	0	0	0.0%	0	3	3	0	2	0	0	5	4




JOHN MENGELT
Cincinnati Royals • Kansas City-Omaha Kings • Detroit Pistons • Chicago Bulls • Golden State Warriors

Year	Team	GP	GS	MIN	FGM	FGA	FG%	3FGM	3FGA	3FG%	FTM	FTA	FT%	OREB	DREB	REB	AST	TO	STL	BLK	PF	PTS
1971-72	CIN	78	0	1438	287	605	47.4%	0	0	0.0%	208	252	82.5%	0	0	148	146	0	0	0	163	782
1972-73	KC/DET	79	0	1647	320	651	49.2%	0	0	0.0%	127	160	79.4%	0	0	181	153	0	0	0	148	767
1973-74	DET	77	0	1555	249	558	44.6%	0	0	0.0%	182	229	79.5%	40	166	206	148	0	68	7	164	680
1974-75	DET	80	0	1995	336	701	47.9%	0	0	0.0%	211	248	85.1%	38	153	191	201	0	72	4	198	883
1975-76	DET	67	0	1105	264	540	48.9%	0	0	0.0%	192	237	81.0%	27	88	115	108	0	40	5	138	720
1976-77	CHI	61	0	1178	209	458	45.6%	0	0	0.0%	89	113	78.8%	29	81	110	114	0	37	4	102	507
1977-78	CHI	81	0	1767	325	675	48.1%	0	0	0.0%	184	238	77.3%	41	88	129	232	124	51	4	169	834
1978-79	CHI	75	0	1705	338	689	49.1%	0	0	0.0%	150	182	82.4%	25	93	118	187	120	46	4	148	826
1979-80	CHI	36	0	387	90	166	54.2%	0	6	0.0%	39	49	79.6%	3	20	23	38	36	10	0	54	219
1980-81	GOS	2	0	11	0	4	0.0%	0	0	0.0%	0	0	0.0%	0	0	0	2	0	0	0	0	0
Career		636	0	12788	2418	5047	47.9%	0	6	0.0%	1382	1708	80.9%	203	689	1221	1329	280	324	28	1284	6218




MIKE MITCHELL
Cleveland Cavaliers • San Antonio Spurs

Year	Team	GP	GS	MIN	FGM	FGA	FG%	3FGM	3FGA	3FG%	FTM	FTA	FT%	OREB	DREB	REB	AST	TO	STL	BLK	PF	PTS
1978-79	CLE	80	0	1576	362	706	51.3%	0	0	0.0%	131	178	73.6%	127	202	329	60	102	51	29	215	855
1979-80	CLE	82	0	2802	775	1482	52.3%	0	6	0.0%	270	343	78.7%	206	385	591	93	172	70	77	259	1820
1980-81	CLE	82	0	3194	853	1791	47.6%	4	9	44.4%	302	385	78.4%	215	287	502	139	175	63	52	199	2012
1981-82	CLE/SAN	84	83	3063	753	1477	51.0%	0	7	0.0%	220	302	72.8%	244	346	590	82	153	60	43	277	1726
1982-83	SAN	80	79	2803	686	1342	51.1%	0	3	0.0%	219	289	75.8%	188	349	537	98	126	57	52	248	1591
1983-84	SAN	79	79	2853	779	1597	48.8%	6	14	42.9%	275	353	77.9%	188	382	570	93	141	62	73	251	1839
1984-85	SAN	82	82	2853	775	1558	49.7%	5	23	21.7%	269	346	77.7%	145	272	417	151	144	61	27	219	1824
1985-86	SAN	82	82	2970	802	1697	47.3%	0	12	0.0%	317	392	80.9%	134	275	409	188	184	56	25	175	1921
1986-87	SAN	40	18	922	208	478	43.5%	1	2	50.0%	92	112	82.1%	38	65	103	38	51	19	9	68	509
1987-88	SAN	68	20	1501	378	784	48.2%	3	12	25.0%	160	194	82.5%	54	144	198	68	52	31	13	101	919
Career		759	360	24537	6371	12912	49.3%	19	88	21.6%	2255	2894	77.9%	1538	2708	4246	1010	1300	530	400	2012	15016



CHRIS MORRIS
New Jersey Nets • Utah Jazz • Phoenix Suns

Year	Team	GP	GS	MIN	FGM	FGA	FG%	3FGM	3FGA	3FG%	FTM	FTA	FT%	OREB	DREB	REB	AST	TO	STL	BLK	PF	PTS
1988-89	NJN	76	48	2096	414	905	45.7%	64	175	36.6%	182	254	71.7%	188	209	397	119	190	102	60	250	1074
1989-90	NJN	80	76	2449	449	1065	42.2%	61	193	31.6%	228	316	72.2%	194	228	422	143	185	130	79	219	1187
1990-91	NJN	79	68	2553	409	962	42.5%	45	179	25.1%	179	244	73.4%	210	311	521	220	167	138	96	248	1042
1991-92	NJN	77	74	2394	346	726	47.7%	22	110	20.0%	165	231	71.4%	199	295	494	197	171	129	81	211	879
1992-93	NJN	77	57	2302	436	907	48.1%	17	76	22.4%	197	248	79.4%	227	227	454	106	119	144	52	171	1086
1993-94	NJN	50	27	1349	203	454	44.7%	53	147	36.1%	85	118	72.0%	91	137	228	83	52	55	49	120	544
1994-95	NJN	71	49	2131	351	856	41.0%	106	317	33.4%	142	195	72.8%	181	221	402	147	117	86	51	155	950
1995-96	UTH	66	33	1424	265	606	43.7%	63	197	32.0%	98	127	77.2%	100	129	229	77	71	63	20	140	691
1996-97	UTA	73	1	977	122	299	40.8%	31	113	27.4%	39	54	72.2%	37	125	162	43	45	29	24	121	314
1997-98	UTA	54	1	538	85	207	41.1%	19	62	30.6%	44	61	72.1%	35	79	114	24	33	25	17	61	233
1998-99	PHX	44	2	535	64	149	43.0%	16	56	28.6%	40	46	87.0%	54	67	121	23	21	16	11	54	184
Career		747	436	18748	3144	7136	44.1%	497	1625	30.6%	1399	1894	73.9%	1516	2028	3544	1182	1171	917	540	1750	8184



MAMADOU N'DIAYE
Toronto Raptors • Dallas Mavericks • Atlanta Hawks • Los Angeles Clippers

Year	Team	GP	GS	MIN	FGM	FGA	FG%	3FGM	3FGA	3FG%	FTM	FTA	FT%	OREB	DREB	REB	AST	TO	STL	BLK	PF	PTS
2000-01	TOR	3	0	10	1	4	25.0%	0	0	0.0%	2	2	100%	1	1	2	0	0	0	0	3	4
2001-02	TOR	5	0	46	6	10	60.0%	0	0	0.0%	8	10	80.0%	6	5	11	0	1	0	2	6	20
2002-03	TOR	22	8	364	43	96	44.8%	0	0	0.0%	34	47	72.3%	29	53	82	7	21	8	32	58	120
2003-04	DAL/ATL	28	1	366	27	69	39.1%	0	0	0.0%	44	59	74.6%	43	69	112	0	18	8	25	59	98
2004-05	LAC	11	0	72	8	20	40.0%	0	1	0.0%	4	7	57.1%	9	9	18	1	0	1	5	20	20
Career		69	9	860	85	199	42.7%	0	1	0.0%	92	125	73.6%	88	137	225	8	40	17	64	146	262




MOOCHIE NORRIS
Vancouver Grizzlies • Seattle SuperSonics • Houston Rockets • New York Knicks • New Orleans/Oklahoma City Hornets

Year	Team	GP	GS	MIN	FGM	FGA	FG%	3FGM	3FGA	3FG%	FTM	FTA	FT%	OREB	DREB	REB	AST	TO	STL	BLK	PF	PTS
1996-97	VAN	8	0	89	4	22	18.2%	2	10	20.0%	2	5	40.0%	3	9	12	23	5	4	0	5	12
1998-99	SEA	12	0	140	13	40	32.5%	6	15	40.0%	6	16	37.5%	4	16	20	24	16	7	0	17	38
1999-00	HOU	30	0	502	69	159	43.4%	12	29	41.4%	57	73	78.1%	16	52	68	94	30	23	1	32	207
2000-01	HOU	82	6	1654	184	413	44.6%	25	89	28.1%	151	194	77.8%	44	154	198	283	107	69	2	84	544
2001-02	HOU	82	26	2249	251	631	39.8%	36	134	26.9%	127	169	75.1%	73	173	246	403	156	81	4	130	665
2002-03	HOU	82	3	1375	134	330	40.6%	11	45	24.4%	78	114	68.4%	37	122	159	196	86	55	4	72	357
2003-04	HOU/NYK	66	0	847	80	217	36.9%	20	58	34.5%	54	71	76.1%	10	55	65	121	64	44	5	51	234
2004-05	NYK/HOU	38	0	360	35	109	32.1%	0	12	0.0%	20	24	83.3%	10	36	46	39	27	18	2	44	90
2005-06	HOU/NOK	45	0	424	46	112	41.1%	4	14	28.6%	29	42	69.0%	12	42	54	50	33	20	1	49	125
Career		445	35	7637	816	2033	40.1%	116	406	28.6%	524	708	74.0%	209	659	868	1233	524	321	19	484	2272



MYLES PATRICK
Los Angeles Lakers

Year	Team	GP	GS	MIN	FGM	FGA	FG%	3FGM	3FGA	3FG%	FTM	FTA	FT%	OREB	DREB	REB	AST	TO	STL	BLK	PF	PTS
1980-81	LAL	3	0	9	2	5	40.0%	0	0	0.0%	1	2	50.0%	1	1	2	1	1	0	0	3	5
Career		3	0	9	2	5	40.0%	0	0	0.0%	1	2	50.0%	1	1	2	1	1	0	0	3	5



CHUCK PERSON
Indiana Pacers • Minnesota Timberwolves • San Antonio Spurs • Charlotte Hornets • Seattle SuperSonics

Year	Team	GP	GS	MIN	FGM	FGA	FG%	3FGM	3FGA	3FG%	FTM	FTA	FT%	OREB	DREB	REB	AST	TO	STL	BLK	PF	PTS
1986-87	IND	82	78	2956	635	1358	46.8%	49	138	35.5%	222	297	74.7%	168	509	677	295	211	90	16	310	1541
1987-88	IND	79	71	2807	575	1252	45.9%	59	177	33.3%	132	197	67.0%	171	365	536	309	210	73	8	266	1341
1988-89	IND	80	79	3012	711	1453	48.9%	63	205	30.7%	243	307	79.2%	144	372	516	289	308	83	18	280	1728
1989-90	IND	77	73	2714	605	1242	48.7%	94	253	37.2%	211	270	78.1%	126	319	445	230	170	53	20	217	1515
1990-91	IND	80	79	2566	620	1231	50.4%	69	203	34.0%	165	229	72.1%	121	296	417	238	184	56	17	221	1474
1991-92	IND	81	81	2923	616	1284	48.0%	132	354	37.3%	133	197	67.5%	114	312	426	382	216	68	18	247	1497
1992-93	MIN	78	75	2985	541	1248	43.3%	118	332	35.5%	109	168	64.9%	98	335	433	343	219	67	30	198	1309
1993-94	MIN	77	37	2029	356	843	42.2%	100	272	36.8%	82	108	75.9%	55	198	253	185	121	45	12	164	894
1994-95	SAN	81	1	2033	317	750	42.3%	172	445	38.7%	66	102	64.7%	49	209	258	106	102	45	12	198	872
1995-96	SAN	80	16	2131	308	705	43.7%	190	463	41.0%	67	104	64.4%	76	337	413	100	91	49	26	197	873
1997-98	SAS	61	11	1455	143	398	35.9%	95	276	34.4%	28	37	75.7%	17	187	204	86	67	29	10	121	409
1998-99	CHH	50	21	990	112	289	38.8%	55	157	35.0%	24	32	75.0%	17	115	132	60	41	20	8	90	303
1999-00	SEA	37	0	340	37	123	30.1%	24	95	25.3%	4	8	50.0%	6	47	53	22	12	5	2	56	102
Career		943	622	28941	5576	12176	45.8%	1220	3370	36.2%	1486	2056	72.3%	1162	3601	4763	2645	1952	683	197	2565	13858



WESLEY PERSON

Phoenix Suns • Cleveland Cavaliers
 • Memphis Grizzlies • Portland Trail Blazers • Atlanta Hawks • Miami Heat • Denver Nuggets


Year	Team	GP	GS	MIN	FGM	FGA	FG%	3FGM	3FGA	3FG%	FTM	FTA	FT%	OREB	DREB	REB	AST	TO	STL	BLK	PF	PTS
1994-95	PHX	78	56	1800	309	638	48.4%	116	266	43.6%	80	101	79.2%	67	134	201	105	79	48	24	149	814
1995-96	PHX	82	47	2609	390	877	44.5%	117	313	37.4%	148	192	77.1%	56	265	321	138	89	55	22	148	1045
1996-97	PHX	80	42	2326	409	903	45.3%	171	414	41.3%	91	114	79.8%	68	224	292	123	76	86	20	102	1080
1997-98	CLE	82	82	3198	440	957	46.0%	192	447	43.0%	132	170	77.6%	65	298	363	188	110	129	49	108	1204
1998-99	CLE	45	42	1342	198	437	45.3%	75	200	37.5%	32	53	60.4%	19	123	142	80	41	37	16	52	503
1999-00	CLE	79	38	2056	280	654	42.8%	106	250	42.4%	61	77	79.2%	44	223	267	146	60	40	19	119	727
2000-01	CLE	44	22	958	128	292	43.8%	34	84	40.5%	24	30	80.0%	11	119	130	64	40	27	11	62	314
2001-02	CLE	78	78	2793	467	944	49.5%	143	322	44.4%	99	124	79.8%	50	244	294	173	74	77	37	93	1176
2002-03	MEM	66	44	1941	274	601	45.6%	100	231	43.3%	79	97	81.4%	24	168	192	112	56	42	19	64	727
2003-04	MEM	16	0	284	33	107	30.8%	11	43	25.6%	6	8	75.0%	2	16	18	23	16	5	2	11	83
2003-04	POR/ATL	58	0	1037	126	314	40.1%	55	138	39.9%	31	39	79.5%	16	101	117	66	38	19	9	38	338
2004-05	MIA/DEN	41	3	667	107	226	47.3%	41	89	46.1%	9	13	69.2%	3	80	83	39	17	19	4	30	264
Career		733	454	20731	3128	6843	45.7%	1150	2754	41.8%	786	1010	77.8%	423	1979	2402	1234	680	579	230	965	8192



STAN PIETKIEWICZ

San Diego Clippers • Dallas Mavericks

Year	Team	GP	GS	MIN	FGM	FGA	FG%	3FGM	3FGA	3FG%	FTM	FTA	FT%	OREB	DREB	REB	AST	TO	STL	BLK	PF	PTS
1978-79	SDC	4	0	32	1	8	12.5%	0	0	0.0%	2	2	100%	0	6	6	3	1	1	0	5	4
1979-80	SDC	50	0	577	91	179	50.8%	9	36	25.0%	37	46	80.4%	26	19	45	94	51	25	4	52	228
1980-81	SDC/DAL	42	0	461	57	138	41.3%	19	48	39.6%	11	14	78.6%	13	29	42	77	22	15	2	28	144
Career		96	0	1070	149	325	45.8%	28	84	33.3%	50	62	80.6%	39	54	93	174	74	41	6	85	376



CHRIS PORTER

Golden State Warriors

Year	Team	GP	GS	MIN	FGM	FGA	FG%	3FGM	3FGA	3FG%	FTM	FTA	FT%	OREB	DREB	REB	AST	TO	STL	BLK	PF	PTS
2000-01	GSW	51	35	1147	173	445	38.9%	0	5	0.0%	94	141	66.7%	89	100	189	61	59	45	6	111	440
Career		51	35	1145	173	445	38.9%	0	5	0.0%	94	141	66.7%	89	100	189	61	59	45	6	111	440



AARON SWINSON

Phoenix Suns

Year	Team	GP	GS	MIN	FGM	FGA	FG%	3FGM	3FGA	3FG%	FTM	FTA	FT%	OREB	DREB	REB	AST	TO	STL	BLK	PF	PTS
1994-95	PHX	9	0	51	10	18	55.6%	0	0	0.0%	4	5	80.0%	3	5	8	3	5	1	0	8	24
Career		9	0	51	10	18	55.6%	0	0	0.0%	4	5	80.0%	3	5	8	3	5	1	0	8	24



Honors & Awards

SEC Players of the Year

Southeastern Conference Player of the Year awards have been presented since 1965 by both the Associated Press and United Press International (until 1991) and then by the SEC Coaches. Two Auburn players have received that honor:

- 1984..... C Charles Barkley (AP and UPI)
- 1999..... F Chris Porter (AP and SEC Coaches)

National Coach of the Year

Head coach Cliff Ellis is the only Auburn Basketball coach to be named National Coach of the Year. Ellis won six different National Coach of the Year awards following the 1998-99 season when the Tigers went 29-4, won the SEC Championship and finished the season ranked fourth in the nation by the Associated Press.

Following is a listing of the National Coach of the Year awards Ellis garnered:

- 1999..... Cliff Ellis (Associated Press)
(John & Nellie Wooden Award)
(United States Basketball Writers Association)
(Sports Illustrated)
(The Sporting News)
(Basketball News)

SEC Coach of the Year

Southeastern Conference Coach of the Year awards have been presented since 1960 by the Associated Press, since 1999 by the SEC Coaches, from 1964-98 by the Knoxville News-Sentinel, from 1965-91 by United Press International and from 1974-90 by the Birmingham Tip-Off Club (Rupp Cup).

Since those awards have been presented, five Auburn coaches have been the recipients:

- 1960..... Joel Eaves (AP)
- 1975..... Bob Davis (UPI)
- 1984..... Sonny Smith (AP, UPI, Knoxville News-Sentinel/
Birmingham Tip-Off Club)
- 1988..... Sonny Smith (Knoxville News-Sentinel/
Birmingham Tip-Off Club)
- 1990..... Tommy Joe Eagles (Knoxville News-Sentinel/
Birmingham Tip-Off Club)
- 1995..... Cliff Ellis (Anniston Star)
- 1999..... Cliff Ellis (Associated Press/
SEC Coaches/The Birmingham News)

All-Time SEC Team

In 1974, the Orlando Sentinel published an All-Time SEC Team as selected by a special panel of sportswriters.

- One Auburn player was named to that all-time squad:
G John Mengelt (third-team)

Team of the Decade

In 1989, the Birmingham Post-Herald and Jackson Clarion-Ledger published a Southeastern Conference Team of the Decade. The Birmingham Post-Herald lineup was selected by a special panel of sportswriters, sportscasters and officials while the Jackson Clarion-Ledger polled the current league coaches.

Two Auburn players were named to the SEC team of the 1980s (firstteam selections) by both newspapers:

- F Chuck Person, C Charles Barkley

Charles Barkley was also honored as the SEC Player of the Decade by the Birmingham Post-Herald.

All-Tournament Teams

From 1933 through 1952, players named to the all-tournament team at the Southeastern Conference Tournament served as the All-SEC squad (a first and second team). The Associated Press began selecting a regular-season All-SEC squad in 1949. In 1956, the league coaches began selecting a 10-man All-SEC roster and United Press International started its all-conference picks in 1965. When the conference tournament resumed in 1979, members of the working press once again began selecting an all-tournament squad in addition to a tourney MVP.

Seven Auburn players have received all-tournament honors and two of them have been named MVP:

- 1942..... G Shag Hawkins (first-team)
- 1984..... C Charles Barkley (MVP)
F Chuck Person
- 1985..... F Chuck Person (MVP)
- 2000..... G Doc Robinson
C Mamadou N'diaye
F Mack McGadney
- 2009..... F Korvotney Barber
- 2015..... G KT Harrell

Naismith Memorial Basketball Hall of Fame

Auburn All-American Charles Barkley became the first player from the state of Alabama to be inducted into the Naismith Memorial Basketball Hall of Fame during Enshrinement ceremonies Sept. 8, 2006, in Springfield, Mass.

Joining Barkley in the Class of 2006 were Dominique Wilkins, Joe Dumars, Geno Auriemma, David Gavitt and Sandro Gambo.

One Auburn player has been named to the Basketball Hall of Fame:

- 2006..... Charles Barkley

Alabama Sports Hall of Fame

Each fall, the Alabama Sports Hall of Fame, consisting of voters across the state of Alabama, chooses inductees. Eight Auburn basketball Tigers have been inducted into the Hall of Fame, most recently former coach Sonny Smith in 2007. Former Athletic Director Jeff Beard and legendary Coach Joel Eaves were the first Tigers inducted in 1974 and 1978, respectively. Located in the Birmingham-Jefferson County Civic Center complex, the Hall houses many of the state's past and present heroes.

Here is a list of Auburn's Alabama Sports Hall of Fame members:

- 1974..... Athletic Director Jeff Beard
- 1978..... Coach Joel Eaves
- 1995..... John Mengelt
- 2001..... Charles Barkley
- 2003..... Rex Frederick
- 2005..... Chuck Person
- 2005..... Jim Fyffe, announcer
- 2007..... Sonny Smith
- 2011..... Henry Hart

USBWA "Most Courageous Award"

Wes Flanigan was presented the United States Basketball Writers' "Most Courageous Award" at the 1997 NCAA Final Four in Indianapolis. Flanigan, an All-SEC point guard as a junior at Auburn in 1995-96 season, was diagnosed with bone cancer and underwent successful four-hour surgery in May 1996 before his senior season. He returned to the court five months later and ended up leading the 1996-97 Tigers in scoring (11.0) and assists (4.5). Flanigan's story was featured on CBS, ESPN, CNN, FOX Sports-South,

Intersport Television, Atlanta Journal-Constitution, Memphis Commercial Appeal, Louisville Courier-Journal, Arkansas-Democrat Gazette, The



Honors & Awards

State (Columbia, S.C.), every major newspaper in the state of Alabama among others. In fact, Tommy Hicks, a columnist for The Mobile Press-Register, won the Alabama Sports Writers Association's "Herby Kirby Award" in 1997 for the top sports article among Alabama newspapers.

ESPN Silver Anniversary All-SEC Team

Auburn All-American Chuck Person was named to ESPN's "Silver Anniversary All-SEC team," featuring the top five players from the Southeastern Conference over 25 seasons from 1979-80 to 2003-04. It was done as part of ESPN's 25th-anniversary celebration. The team was compiled through a vote of a seven-member panel of media and conference representatives. The five man team consists of F Chuck Person (Auburn), F Jamal Mashburn (Kentucky), C Shaquille O'Neal (LSU), G Chris Jackson (LSU) and G Allan Houston (Tennessee).

Hall of Honor

Nine former Tiger players and a friend of the University have been inducted into the Auburn Hall of Honor:

- C Bill Alexander, 1968-70
- G Joel Eaves, 1935-37
(head coach 1949-63)
- G Henry Hart, 1957-59
- G John Mengelt, 1969-71
- Roy B. Sewell, lifetime supporter
- C Frank DuBose, 1927-29
- F/C Jimmy Fibbe, 1964-66
- C/F Rex Frederick, 1957-59
- G Shag Hawkins, 1940-42
- C Jack Stewart, 1930-32

Academic All-SEC Teams

Academic All-SEC awards have been presented since 1962. The following qualifications were established in 1978: (1) maintain a "B" average for college career; (2) be in residence a full academic year; (3) be either a starter or top substitute. In 1984, the SEC Academic Honor Roll was established with the following guidelines: (1) have at least a 3.0 grade-point average (on 4.0 scale) for either the past year or for academic career; (2) be at least a sophomore in class standing (freshman redshirts are eligible and transfers must have attended current institution for at least one year); (3) have 24 semester or 36 quarter hours toward a degree; (4) receive a letter for that season.

Twenty-nine Auburn players have earned Academic All-SEC honors 35 times:

- 1962F Bill Ross (first-team)
- 1965 F Freddie Guy (first-team)
- 1966 C Randall Walker (second-team)
- 1969 F Tom Perry (first-team)
- 1970 G John Mengelt (first-team)
- F Bill Alexander (second-team)
- 1971 G John Mengelt (first-team)
- 1974 F Gary Redding (second-team)
- 1975 F Gary Redding (first-team)
- 1976 F Gary Redding (first-team)
- 1983 F Mark Cahill
- 1984 F Mark Cahill
- 1995 F Franklin Williams
- 1999 G Daymeon Fishback
- G Scott Pohlman
- 2000 F Abe Smith
- 2002 F Mack McGadney
- 2003 G Derrick Bird
- 2004 G Lewis Monroe
- G Danny Wicke
- 2005 G Brett Howell
- 2006 G Brett Howell
- 2007 G Drew Smith

- 2008 G Drew Smith, G Ryan Brooks
- 2009 G Drew Smith
- 2010 G Josh Wallace, G Dylan Spencer
- 2012 G Josh Wallace, G Dylan Spencer, F Bernard Morena
- 2017 .F Cole Blackstock, G Ronnie Johnson, G Patrick Keim, G Tahj
- Shamsid-Deen, F LaRon Smith, G Cole Stockton, F Trey Tate

All-Freshman Teams

Since 1984, the Knoxville News-Sentinel has published the Southeastern Conference All-Freshman Team as selected by league coaches, except for the 2004-05 season when the SEC athletic directors voted it down.

- Fourteen Auburn players have received all-freshman honors:
- 1985 F Chris Morris, C Jeff Moore
 - 1990 G Ronnie Battle, G Reggie Gallon
 - 1991 F Wesley Person
 - 1994 G Wes Flanigan
 - 1995 F Franklin Williams
 - 1997 G Daymeon Fishback
 - C Mamadou N'diaye
 - 1998 G Scott Pohlman
 - 2002 F Brandon Robinson
 - 2006 G Rasheem Barrett, G Quantez Robertson
 - 2007 G DeWayne Reed
 - 2017 G Mustapha Heron

SEC Players of the Week

Southeastern Conference Player of the Week awards have been presented since 1985 as selected by the league media relations staff. The league office began the SEC Freshman of the Week honor in 2005-06.

Since the inception of the weekly award, 19 Auburn players have received the honor 32 times:

- 2/11/85 F Chuck Person
- 2/3/85 F Chuck Person
- 2/24/85 F Chuck Person
- 12/87 C Jeff Moore
- 1/11/88 F Chris Morris
- 2/29/88 F Chris Morris
- 2/13/89 G Keenan Carpenter
- 1/13/91 G Ronnie Battle
- 2/3/92 G Ronnie Battle
- 1/18/93 G Ronnie Battle
- 3/1/93 F/G Wesley Person
- 12/93 G/F Wesley Person
- 2/20/94 F/C Aaron Swinson
- 1/11/98 F Bryant Smith
- 2/2/98 G Doc Robinson
- 11/23/98 F Chris Porter
- 1/11/99 F Chris Porter
- 2/15/99 G Doc Robinson
- 11/15/99 C Mamadou N'diaye
- 1/10/00 G Doc Robinson
- 1/31/00 F Chris Porter
- 12/11/00 G Jamison Brewer
- 12/10/01 F Marquis Daniels
- 1/19/03 F Marquis Daniels
- 11/21/04 G Ian Young
- 2/6/05 G Frank Tolbert
- 11/13/06 F Korvotney Barber
- 3/5/07 F Korvotney Barber
- 11/26/07 G Rasheem Barrett
- 3/9/09 F Korvotney Barber
- 3/7/11 F Kenny Gabriel
- 12/23/13 G KT Harrell



Honors & Awards

11/17/14.....	F Cinmeon Bowers
12/22/14.....	G KT Harrell

SEC Rookies of the Year

Southeastern Conference Rookie of the Week awards were presented from 1988-1992 and were reinstated in the 2005-06 season as selected by the league media relations staff.

Six Auburn players received the honor nine times:

1/21/90.....	G Reggie Gallon
2/11/90.....	G Ronnie Battle
12/91.....	F Wesley Person
2/3/91.....	F Wesley Person
12/91.....	F Aaron Swinson
1/20/92.....	F Aaron Swinson
1/27/92.....	F Aaron Swinson
1/1/06.....	G Rasheem Barrett
2/16/09.....	G Frankie Sullivan

Banquet Awards

In 1990, the late Tommy Joe Eagles initiated a year-end Auburn Basketball Awards Banquet. Eight individual awards are presented, including outstanding rebounder, outstanding defensive player, outstanding offensive player, playmaker award, sixth-man award, academic achievement award and most valuable player. The Paul Lambert and Tommy Joe Eagles Memorial Trophy for leadership is given in memory of Auburn's 15th head basketball coach, Paul Lambert, who died in a hotel fire June 6, 1978, in Columbus, Ga., and Tommy Joe Eagles, who died unexpectedly of a heart attack July 30, 1994, two months after becoming the head coach at New Orleans. Recipients are selected by the coaching staff.

Here's a complete list of awards presented at previous banquets:

Paul Lambert/Tommy Joe Eagles Memorial Trophy

1990....	G Reggie Gallon
1991....	F Chris Brandt
1992....	C Chris Brandt
1993....	F Rod Joyce
1994....	G Leonard Smith
1995....	G/F Ray Donald
1996....	G Wes Flanigan
1997....	G Wes Flanigan
1998....	F Franklin Williams
1999....	F Bryant Smith
2000....	G Daymeon Fishback
2001....	G Scott Pohlman
2002....	G Charlton Barker
2003....	F Marquis Daniels
2004....	G Lewis Monroe
2005....	G Nathan Watson
2006....	G Ronny LeMelle
2007....	G Frank Tolbert
2008....	G Frank Tolbert
2009....	G Quantez Robertson
2010....	G Frankie Sullivan
2011....	F Kenny Gabriel
2012....	G Frankie Sullivan
2014....	G KT Harrell
2015....	G KT Harrell
2016....	F Tyler Harris
2017....	G Mustapha Heron

Most Valuable Player

1990....	F Derrick Dennison
----------	--------------------

1991....	G Ronnie Battle
1992....	F Wesley Person
1993....	F/G Wesley Person
1994....	G/F Wesley Person
1995....	G Moochie Norris
1996....	G Wes Flanigan
1997....	C Pat Burke
1998....	G Doc Robinson
1999....	G Doc Robinson, G Scott Pohlman, C Mamadou N'diaye, F Chris Porter, F Bryant Smith
2000....	G Doc Robinson
2001....	F Marquis Daniels
2002....	F Marquis Daniels
2003....	F Marquis Daniels
2004....	F Marco Killingsworth
2005....	G Nathan Watson
2006....	G Ronny LeMelle
2007....	G Quantez Robertson
2008....	G Quantez Robertson, F Quan Prowell
2009....	F Korvotney Barber
2010....	G Tay Waller
2011....	F Kenny Gabriel
2012....	F Kenny Gabriel
2014....	G Chris Denson

Outstanding Rebounder

1990....	C Zane Arnold
1991....	C Robert McKie
1992....	F Aaron Swinson
1993....	F/C Aaron Swinson
1994....	F/C Aubrey Wiley
1995....	F Chris Davis
1996....	C Pat Burke
1997....	C Pat Burke
1998....	C Mamadou N'diaye
1999....	F Chris Porter
2000....	C Mamadou N'diaye
2001....	G Jamison Brewer
2002....	F Kyle Davis
2003....	C Kyle Davis
2004....	F Brandon Robinson
2005....	F Quinzel Brown
2006....	F Korvotney Barber
2007....	F Korvotney Barber, F Josh Dollard
2008....	F Quan Prowell
2009....	F Korvotney Barber
2010....	F Lucas Hargrove
2011....	G Earnest Ross
2012....	F Kenny Gabriel

John Mengelt Free Throw Award

2015....	G KT Harrell
2016....	G Bryce Brown
2017....	F Danjel Purifoy

Outstanding Defensive Player

1990....	F Chris Brandt
1991....	C Zane Arnold
1992....	C Chris Brandt
1993....	F Mark Hutton
1994....	G Shawn Stuart
1995....	G Wes Flanigan



Honors & Awards

1996.... G Wes Flanigan
 1997.... G Wes Flanigan
 1998.... F Bryant Smith
 1999.... F Bryant Smith
 2000.... C Mamadou N'diaye
 2001.... C Kyle Davis
 2002.... G Derrick Bird
 2003.... G Derrick Bird
 2004.... F Quinell Brown
 2005.... G Nathan Watson
 2006.... G Rasheem Barrett
 2007.... G Quantez Robertson
 2008.... G Quantez Robertson
 2009.... G Quantez Robertson
 2010.... G Frankie Sullivan
 2011.... G Josh Wallace
 2012.... F Kenny Gabriel
 2014.... C Asaunh Dixon-Tatum
 2015.... G Devin Waddell
 2016.... F Horace Spencer

Outstanding Offensive Player

1990.... G Ronnie Battle
 1991.... F Wesley Person
 1992.... G Ronnie Battle
 1993.... G Ronnie Battle
 1994.... F/C Aaron Swinson
 1995.... G Lance Weems
 1996.... G Lance Weems
 1997.... F Franklin Williams
 1998.... G Scott Pohlman
 1999.... F Chris Porter, G Doc Robinson
 2000.... F Chris Porter
 2001.... G Adam Harrington
 2002.... G Adam Harrington
 2003.... F Marco Killingsworth
 2004.... G Ian Young
 2005.... G Toney Douglas
 2006.... G Ronny LeMelle
 2007.... FG%: Korvotney Barber (.607), FT%: Quan Prowell (.762)
 2008.... F Quan Prowell
 2009.... F Korvotney Barber, G Rasheem Barrett, G Tay Waller,
 G DeWayne Reed
 2010.... G Tay Waller

Playmaker Award

1990.... G Reggie Gallon
 1991.... G Reggie Gallon
 1992.... G Reggie Gallon, G Champ Wrencher
 1993.... G Reggie Gallon
 1994.... G Wes Flanigan
 1995.... G Moochie Norris
 1996.... G Wes Flanigan
 1997.... G Doc Robinson
 1998 ... F Kendell Mack, G Clifton Robinson, G John Gomillion,
 G Dudley Smith
 1999.... G Scott Pohlman
 2000.... F Mack McGadney
 2001.... G Reggie Sharp
 2002.... F Marco Killingsworth, G Lewis Monroe
 2003.... G Lewis Monroe
 2004.... G Ronny LeMelle

2005.... G Ian Young
 2006.... G Quantez Robertson
 2007.... G Quantez Robertson
 2008.... G Quantez Robertson
 2009.... G DeWayne Reed
 2010.... G DeWayne Reed
 2011.... G Josh Wallace
 2012.... G Josh Wallace
 2014.... G Tahj Shamsid-Deen
 2015.... G Cinmeon Bowers

Sixth-Man Award

1990.... F John Caylor, G Champ Wrencher
 1991 ... G Larry Patrick
 1992 ... F Jeff Switzer
 1993 ... F Aubrey Wiley
 1994 ... G Lance Weems
 1995 ... C Pat Burke
 1996 ... F Alvin Jefferson
 1997 ... F Alvin Jefferson
 1998 ... G Daymeon Fishback
 1999 ... F Adrian Chilliest
 2000 ... G Reggie Sharp
 2001 ... G Lincoln Glass, F Abdou Diame
 2002.... G Dwayne Mitchell
 2003 ... F Brandon Robinson, G Nathan Watson
 2004.... C Dwayne Curtis
 2005.... G Frank Tolbert
 2006.... G Frank Tolbert
 2009.... F Lucas Hargrove, G Frankie Sullivan
 2010....C Brendon Knox
 2011....G Tony Neysmith
 2012....Auburn Student Body
 2014.... C Matthew Atewe
 2015.... G Malcolm Canada
 2016 ... G Bryce Brown
 2017 ... G Ronnie Johnson

Most Improved Player Award

2015.... F Jordon Granger, G TJ Lang
 2016 F Horace Spencer
 2017 F Anfernee McLemore

Academic Achievement Award

1990.... F John Caylor
 1991.... F John Caylor
 1992.... F Jeff Switzer
 1993.... G Reggie Gallon
 1994.... F Franklin Williams
 1995.... F Franklin Williams
 1996.... F Franklin Williams
 1997.... G Daymeon Fishback
 1998.... F Franklin Williams
 1999.... G Daymeon Fishback
 2000.... F Abe Smith
 2001.... G Charlton Barker
 2002.... F Mack McGadney
 2003.... F Marquis Daniels
 2004.... G Lewis Monroe
 2005.... G Brett Howell
 2006.... G Brett Howell
 2007.... G Drew Smith

**Honors & Awards**

2008.... G Drew Smith
2009.... G Drew Smith
2010.... G Josh Wallace
2011.... G Josh Wallace, G Dylan Spencer, G T.J. Rice
2012.... G Josh Wallace
2014.... G Tahj Shamsid-Deen
2015.... G Patrick Keim
2016 G Cole Stockton
2017 F Anfernee McLemore

Mike Mitchell Courage Award

2015.... G Antoine Mason
2016 G T.J. Dunans
2017 C Austin Wiley

Sonny Smith Most Outstanding Teammate Award

2012.... F Allen Payne
2014.... F Allen Payne
2015.... G Patrick Keim
2016 F Jordon Granger
2017 F Danjel Purifoy

Coaches' Award

2015.... G Tahj Shamsid-Deen
2016 C Trayvon Reed
2017 G/F Devin Waddell

Iron Tiger Award

2007 G Quantez Robertson
2008 F Quan Prowell
2009 F Lucas Hargrove, G Josh Wallace, G Quantez Robertson,
G Jake Drum
2012 F Rob Chubb
2014 F Devin Waddell, G C.J. Holmes
2015 G KT Harrell
2016 F Cinmeon Bowers
2017 F Anfernee McLemore

Rising Waters Academic Award

2017 F Horace Spencer



SEC & NCAA Records

SEC Individual Records

Game

Field Goal Percentage: 1.000, Charles Barkley, 10 for 10, vs. Georgia, 1983 (tied)

Free Throw Percentage: 1.000, Eddie Johnson, 15 for 15, vs. Miss. State, 1975 (tied)

SEC Team Records

Season

Fewest Points Allowed: 1254, 52.3 ppg, 24 games, 1962

Game

Most 3-Pointers Made: 21 vs. Coastal Carolina, Dec. 15, 2016

SEC Team Champion

Scoring: 1999—81.2 ppg, 2680 in 33 games

Scoring Defense: 1961—58.1 ppg, 1278 in 22 games
1962—52.3 ppg, 1254 in 24 games
1963—59.6 ppg, 1312 in 24 games
1999—61.6 ppg, 2033 in 33 games
2009—65.4 ppg, 2354 in 36 games

Scoring Margin: 1999—81.2 ppg, 2680 in 33 games

Field Goal Percentage: 1961—.491, 500 of 1018
1962—.456, 542 of 1190
1963—.502, 597 of 1187
1964—.472, 600 of 1271
1968—.473, 649 of 1370
1969—.502, 734 of 1461
1984—.518, 908 of 1752
1992—.511, 877 of 1715
1993—.501, 815 of 1627
1994—.506, 854 of 1689
1995—.472, 784 of 1662

3-Point FG Percentage Defense: 2002—.402, 653 of 1624

3-Point FG Percentage: 1992—.452, 182 of 403

3-Point FG Made Per Game: 1996—9.0, 287 in 32 games
2016—8.8, 272 in 32 games

Free Throw Percentage: 1966—.792, 476 of 601
1988—.770, 406 of 527

Opponents' Free Throw Percentage: 1995—.608, 322 of 530

Blocks: 2002—5.4 bpg, 151 in 28 games
2003—5.2 bpg, 178 in 34 games

Rebounding: 1975—49.7 rpg, 1292 in 26 games
1985—38.3 rpg, 1301 in 34 games
1986—35.0 rpg, 1156 in 33 games
1987—39.6 rpg, 1228 in 31 games
1988—40.1 rpg, 1203 in 30 games
1989—40.6 rpg, 1138 in 28 games
1999—44.0 rpg, 1452 in 33 games

Rebound Margin: 1984—+8.4 rpg
1985—+7.1 rpg
1987—+7.6 rpg
1988—+7.5 rpg
1999—+9.2 rpg

Offensive Rebounds: 1999—19.5 off. rpg, 643 in 33 games
2000—15.7 off. rpg, 5333 in 34 games

Turnover Margin: 1999—+7.0, 425 turnovers, 657 caused

SEC Individual Champions

Scoring: 1941—Shag Hawkins, 15.3 ppg, 291 in 19 games
1942—Frank Mancini, 13.2 ppg, 237 in 18 games
1978—Mike Mitchell, 24.9 ppg, 671 in 27 games
1994—Wesley Person, 22.2 ppg, 621 in 28 games
2015—KT Harrell, 18.5 ppg, 648 in 35 games

Field Goal Percentage: 1961—Porter Gilbert, .584, 88 of 151
1962—Layton Johns, .584, 129 of 221
1963—Layton Johns, .566, 119 of 210
1964—Joe Newton, .564, 83 of 147
1965—Joe Newton, .606, 126 of 208
1966—Bobby Buisson, .566, 105 of 185
1993—Aaron Swinson, .600, 183 of 305
1994—Aaron Swinson, .631, 234 of 371
2003—Marco Killingsworth, .550, 170 of 309
2004—Marco Killingsworth, .587, 145 of 247

3-Point FG Percentage: 1992—Ronnie Battle, .511, 71 of 139
2015—KT Harrell, .434, 98 of 226

3-Point Field Goals: 1989—Keenan Carpenter, 3.0 pg, 84 in 28 games
1994—Wesley Person, 3.3 per game, 93 in 28 games
2010—Tay Waller, 3.35 per game, 87 in 26 games
2015—KT Harrell, 2.80 per game, 98 in 35 games

Assists: 1996—Wes Flanigan, 6.7 apg, 214 in 32 games
2001—Jamison Brewer, 5.8 apg, 187 in 32 games

Assist/Turnover Ratio: 2000—Doc Robinson, +2.65
(175 ast., 66 turnovers in 34 games)

Rebounding: 1974—Pepto Bolden, 11.6 rpg, 302 in 26 games
1982—Charles Barkley, 9.8 rpg, 275 in 28 games
1983—Charles Barkley, 9.5 rpg, 266 in 28 games
1984—Charles Barkley, 9.5 rpg, 265 in 28 games
1994—Aubrey Wiley, 9.3 rpg, 261 in 28 games

Offensive Rebounds: 2009—Korvotney Barber, 3.7 orpg, 133 in 36 games

Steals: 1998—Bryant Smith, 2.4 spg, 67 in 28 games
2001—Marquis Daniels, 2.2 spg, 71 in 32 games
2003—Marquis Daniels, 2.3 spg, 78 in 34 games

Blocks: 1999—Mamadou N'diaye, 2.3 bpg, 77 in 33 games
2001—Kyle Davis, 2.8 bpg, 84 in 30 games
2002—Kyle Davis, 3.3 bpg, 78 in 24 games
2003—Kyle Davis, 3.7 bpg, 126 in 34 games
2004—Kyle Davis, 2.6 bpg, 72 in 28 games

Minutes: 2008—Quantez Robertson, 1126 min., 37.53 mpg in 30 games

SEC Stat Champions

Since 1932-33

Season	Team/Individual	Category (Figure)
2015-16	Auburn	3-Point Field Goals Made (8.77)
2014-15	KT Harrell	Scoring (18.5)
	KT Harrell	3-Point Field Goals Made (2.80)
	KT Harrell	3-Point Field Goal Pct. (.434)
2009-10	Tay Waller	3-Point Field Goals Made (3.35)
2008-09	Auburn	Scoring Defense (65.4)
	Korvotney Barber	Offensive Rebounds (3.7)
2007-08	Quantez Robertson	Minutes (37.53)
2003-04	Kyle Davis	Blocks (2.6)
	Marco Killingsworth	Field Goal Percentage (.587)
2002-03	Auburn	Blocks (5.2)
	Marquis Daniels	Steals (2.3)
	Kyle Davis	Blocks (3.7)
	Marco Killingsworth	Field Goal Percentage (.550)



SEC & NCAA Records

Season	Team/Individual	Category (Figure)
2001-02	Auburn	Blocks (5.4)
	Auburn	Field Goal Percentage Defense (.402)
	Kyle Davis	Blocks (3.3)
2000-01	Jamison Brewer	Assists (5.8)
	Marquis Daniels	Steals (2.2)
	Kyle Davis	Blocks (2.8)
1999-2000	Auburn	Offensive Rebounds (15.7)
	Doc Robinson	Assist/Turnover Ratio (+2.65)
1998-99	Auburn	Scoring (81.2)
	Auburn	Scoring Defense (61.6)
	Auburn	Scoring Margin (+19.6)
	Auburn	Rebound Margin (+9.2)
	Auburn	Rebounds (44.0)
	Auburn	Offensive Rebounds (19.5)
	Mamadou N'diaye	Blocks (2.3)
1997-98	Bryant Smith	Steals Per Game (2.4)
1995-96	Auburn	3-Point Field Goals Per Game (9.0)
	Wes Flanigan	Assists Per Game (6.7)
1994-95	Auburn	Field Goal Percentage (.472)
	Auburn	Opponents' Free Throw Percentage (.608)
1993-94	Auburn	Field Goal Percentage (.506)
	Wesley Person	Scoring (22.2)
	Wesley Person	3-Point Field Goals Per Game (3.3)
	Aubrey Wiley	Rebounding (9.3)
	Aaron Swinson	Field Goal Percentage (.631)
1992-93	Auburn	Field Goal Percentage (.501)
	Auburn	Opponents' Rebounds (34.1)
	Aaron Swinson	Field Goal Percentage (.600)
1991-92	Auburn	Field Goal Percentage (.511)
	Auburn	3-Point FG-Percentage (.452)
	Ronnie Battle	3-Point FG-Percentage (.511)
1988-89	Auburn	Rebounding (40.6)
	Keenan Carpenter	3-Point Field Goals Made (3.0)
1987-88	Auburn	Free Throw Percentage (.770)
	Auburn	Rebounding (40.1)
	Auburn	Rebound Margin (7.5)
1986-87	Auburn	Rebounding (39.6)
	Auburn	Rebound Margin (7.6)
1985 -86	Auburn	Rebounding (35.0)
1984-85	Auburn	Rebounding (38.3)
	Auburn	Rebound Margin (7.1)
1983-84	Auburn	Field Goal Percentage (.518)
	Auburn	Rebound Margin (8.4)
	Charles Barkley	Rebounding (9.5)
1982-83	Charles Barkley	Rebounding (9.5)
1981-82	Charles Barkley	Rebounding (9.8)
1977-78	Mike Mitchell	Scoring (24.9)
1974-75	Auburn	Rebounding (49.7)
1973-74	Pepto Bolden	Rebounding (11.6)
1968-69	Auburn	Field Goal Percentage (.502)
1967-68	Auburn	Field Goal Percentage (.473)
1965-66	Auburn	Free Throw Percentage (.792)
	Bobby Buisson	Field Goal Percentage (.566)
1964-65	Joe Newton	Field Goal Percentage (.606)
1963-64	Auburn	Field Goal Percentage (.472)
	Joe Newton	Field Goal Percentage (.564)
1962-63	Auburn	Scoring Defense (59.6)
	Auburn	Field Goal Percentage (.502)
	Layton Johns	Field Goal Percentage (.566)
1961-62	Auburn	Scoring Defense (52.3)
	Auburn	Field Goal Percentage (.456)
	Layton Johns	Field Goal Percentage (.584)
1960-61	Auburn	Scoring Defense (58.1)
	Auburn	Field Goal Percentage (.491)
	Porter Gilbert	Field Goal Percentage (.584)
1941-42	Frank Mancini	Scoring (13.2)
1940-41	Shag Hawkins	Scoring (15.3)

NCAA Team Champions

Field Goal Percentage: 1959—.488, 593 of 1216
 1960—.521, 532 of 1022
 1994—.506, 854 of 1689

Free Throw Percentage: 1960—.722, 424 of 549
 1966—.792, 476 of 601

NCAA Stat Rankings

Annual Leaders Since 1947-48

Season	Team/Individual	Category (Finish/Figure)
2016-17	Auburn	Blocked Shots Per Game (22nd at 5.1)
	Auburn	Free Throw Attempts (25th at 836)
	Auburn	Scoring Offense (32nd at 80.4)
	Danjel Purifoy	Free-Throw Percentage (32nd at 87.9)
	Auburn	Blocks (35th at 162)
	Auburn	Turnovers Forced (35th at 15.06)
	Auburn	3-Point Field Goals Per Game (44th at 9.0)
	Auburn	Steals Per Game (50th at 7.4)
2011-12	Kenny Gabriel	Triple-Doubles (t-1st at 1 with 12 others)
2008-09	Auburn	Steals (10th at 9.1)
		Turnover Margin (26th at +3.2)
	Korvotney Barber	Rebounds (23rd at 9.6)
2007-08	Auburn	Steals (29th at 8.6)
	Quantez Robertson	Asst/TO ratio (28th at 2.3); Steals (35th at 2.1)
2006-07	Auburn	Assists (21st at 16.6)
	Auburn	Steals (31st at 8.4)
2004-05	Ian Young	Free Throw Pct. (23rd at .865)
	Auburn	3-Point Field Goals/Game (22nd at 8.4)
2001-02	Kyle Davis	Blocked Shots (t-10th at 3.3)
	Auburn	Blocked Shots (15th at 5.4)
	Auburn	Field Goal Pct. Defense (t-26th at .402)
2000-01	Kyle Davis	Blocked Shots (16th at 2.8)
	Jamison Brewer	Assists (27th at 5.8)
1998-99	Auburn	Scoring Margin (2nd at +19.6)
	Auburn	Rebound Margin (t-2nd at +9.2)
	Auburn	Wins (4th at 29)
	Auburn	Won-Loss Pct. (4th at .879)
	Auburn	Scoring Offense (11th at 81.2)
	Auburn	Scoring Defense (21st at 61.6)
	Auburn	Field Goal Pct. Defense (30th at 39.6)
	Mamadou N'diaye	Blocked Shots (t-29th at 2.3)
1997-98	Auburn	Field Goal Pct. Defense (28th at 40.2)
	Mamadou N'diaye	Blocked Shots (22nd at 2.4)
	Bryant Smith	Steals (29th at 2.4)
1993-94	Auburn	Field Goal Percentage (1st at .506)
	Aaron Swinson	Field Goal Percentage (5th at .631)
	Wesley Person	3-Point Field Goals Per Game (15th at 3.3)
	Wesley Person	Scoring (35th at 22.2)
1992-93	Auburn	Field Goal Percentage (12th at .501)
	Wesley Person	3-Point FG-Percentage (25th at .464)
	Aaron Swinson	Field Goal Percentage (27th at .600)
1991-92	Auburn	Scoring Offense (14th at 86.6)
	Auburn	Field Goal Percentage (8th at .511)
	Auburn	3-Point FG-Percentage (2nd at .452)
	Auburn	3-Point Field Goals Made (28th at 6.7)
	Wesley Person	Scoring (65th at 19.9)
	Ronnie Battle	3-Point FG-Percentage (4th at .511)
	Wesley Person	3-Point FG-Percentage (9th at .489)
1988-89	Auburn	Rebound Margin (27th at 4.6)
	Keenan Carpenter	3-Point Field Goals Made (23rd at 3.0)
1987-88	Auburn	Free Throw Percentage (5th at .770)
	Auburn	Rebound Margin (7th at 7.5)
	Chris Morris	Scoring (60th at 20.7)
	Chris Morris	Rebounding (26th at 9.8)
1986-87	Auburn	Rebound Margin (5th at 7.6)



SEC & NCAA Records

Season	Team/Individual	Category (Finish/Figure)
1985-86	Auburn	Free Throw Percentage (18th at .750)
	Chuck Person	Scoring (28th at 21.5)
	Gerald White	Assists (30th at 6.7)
1984-85	Auburn	Rebound Margin (6th at 7.1)
	Chuck Person	Scoring (25th at 22.0)
1983-84	Auburn	Field Goal Percentage (30th at .518)
	Auburn	Rebound Margin (4th at 8.5)
	Charles Barkley	Field Goal Percentage (7th at .638)
1982-83	Charles Barkley	Field Goal Percentage (4th at .644)
1981-82	Charles Barkley	Field Goal Percentage (26th at .595)
1977-78	Auburn	Free Throw Percentage (9th at .758)
	Mike Mitchell	Scoring (10th at 24.9)
	Stan Pietkiewicz	Free Throw Percentage (15th at .877)
1976-77	Auburn	Rebound Margin (9th at 7.8)
1974-75	Auburn	Rebound Margin (14th at 7.0)
	Eddie Johnson	Free Throw Percentage (4th at .879)
1973-74	Eddie Johnson	Scoring (t-31st at 21.8)
1970-71	Auburn	Free Throw Percentage (15th at .746)
	John Mengelt	Scoring (7th at 28.4)
	John Mengelt	Free Throw Percentage (27th at .813)
1969-70	John Mengelt	Scoring (19th at 26.8)
1968-69	Auburn	Field Goal Percentage (2nd at .502)
	Auburn	Free Throw Percentage (24th at .725)
1967-68	Auburn	Scoring Defense (26th at 67.7)
	Auburn	Field Goal Percentage (24th at .474)
1966-67	Auburn	Scoring Defense (25th at 66.6)
	Auburn	Field Goal Percentage (9th at .492)
1965-66	Auburn	Free Throw Percentage (1st at .792)
	Lee DeFore	Scoring (30th at 23.7)
	Lee DeFore	Free Throw Percentage (11th at .853)
	Bobby Buisson	Free Throw Percentage (19th at .840)
1964-65	Auburn	Scoring Defense (32nd at 67.4)
	Auburn	Field Goal Percentage (25th at .470)
	Auburn	Free Throw Percentage (15th at .743)
	Auburn	Rebounding* (23rd at .548)
	Joe Newton	Field Goal Percentage (4th at .606)
1963-64	Auburn	Field Goal Percentage (17th at .467)
1962-63	Auburn	Scoring Defense (13th at 59.6)
	Auburn	Scoring Margin (9th at 11.2)
	Auburn	Field Goal Percentage (2nd at .506)
	Auburn	Rebounding* (2nd at .586)
	Layton Johns	Field Goal Percentage (6th at .567)
	John Blackwell	Field Goal Percentage (7th at .562)
1961-62	Auburn	Scoring Defense (2nd at 52.3)
	Auburn	Field Goal Percentage (17th at .455)
	Auburn	Free Throw Percentage (27th at .724)
	Auburn	Rebounding* (15th at .560)
	Layton Johns	Field Goal Percentage (2nd at .584)
	Layton Johns	Rebounding* (15th at .159)
1960-61	Auburn	Scoring Defense (10th at 58.1)
	Auburn	Field Goal Percentage (4th at .491)
	Auburn	Free Throw Percentage (9th at .733)
	Jimmy Fibbe	Field Goal Percentage (12th at .538)
1959-60	Auburn	Scoring Defense (10th at 58.1)
	Auburn	Field Goal Percentage (1st at .521)
	Auburn	Free Throw Percentage (1st at .772)
	Jimmy Fibbe	Field Goal Percentage (t-9th at .537)
	Henry Hart	Field Goal Percentage (t-9th at .537)
	Henry Hart	Free Throw Percentage (27th at .797)
	Ray Groover	Free Throw Percentage (29th at .793)
1958-59	Auburn	Scoring Offense (32nd at 77.3)
	Auburn	Scoring Defense (20th at 59.9)
	Auburn	Scoring Margin (2nd at 17.4)
	Auburn	Field Goal Percentage (1st at .488)
	Auburn	Free Throw Percentage (12th at .727)
	Auburn	Rebounding* (26th at .548)
1957-58	Auburn	Free Throw Percentage (28th at .703)
1956-57	Auburn	Scoring Offense (t-30th at 79.0)
	Auburn	Field Goal Percentage (15th at .426)

Season	Team/Individual	Category (Finish/Figure)
	Auburn	Free Throw Percentage (2nd at .739)
	Rex Frederick	Field Goal Percentage (12th at .512)
1955-56	Kay Slayden	Field Goal Percentage (26th at .482)
1954-55	Auburn	Scoring Offense (42nd at 78.9)
1953-54	Auburn	Free Throw Percentage (37th at .674)
	Robert Miller	Field Goal Percentage (11th at .496)
1951-52	Jack Turner	Free Throw Percentage (37th at .742)
1950-51	Auburn	Free Throw Percentage (12th at .672)
	George Hill	Free Throw Percentage (t-14th at .803)
	Roy Brawner	Free Throw Percentage (42nd at .752)
1949-50	Auburn	Scoring Offense (46th at 61.8)
	Auburn	Field Goal Percentage (26th at .344)
	Auburn	Free Throw Percentage (3rd at .679)
	Bill Lynn	Scoring (61st at 14.8)
	Roy Brawner	Free Throw Percentage (7th at .817)
1948-49	Auburn	Scoring Defense (35th at 49.3)
1947-48	Auburn	Scoring Defense (32nd at 47.1)
	Roy Brawner	Free Throw Percentage (t-35th at .750)

*From 1955-1967, the rebounding championship was determined on the basis of highest pct. of recoveries made out of the total by both teams in all games.



Auburn's Charles Barkley led the SEC in rebounding for three straight seasons from 1982-84.



ALL-CENTURY TEAM

1906-2006

LEE DeFORE
1964-67

CHARLES BARKLEY
1981-84

MARQUIS DANIELS
1999-2003

WESLEY PERSON
1991-94

JOHN MENGELT
1969-71

CHRIS MORRIS
1984-88

CHUCK PERSON
1983-86

SHAG HAWKINS
1940-42

CHRIS PORTER
1998-2000

MIKE MITCHELL
1975-78

REX FREDERICK
1957-59

HENRY HART
1957-60

EDDIE JOHNSON
1973-76

JACK STEWART
1930-32

DOC ROBINSON
1996-2000

JEFF MOORE
1985-88
HONORABLE MENTION

JIMMY EBBE
1959-61
HONORABLE MENTION

FRANK FORD
1984-87
HONORABLE MENTION

HENRY HARRIS
1970-72
HONORABLE MENTION

LAYTON JOHNS
1960-63
HONORABLE MENTION





Retired Jerseys



34
CHARLES
BARKLEY

Charles Barkley (1982-84) had his #34 Auburn jersey retired March 3, 2001. Barkley, one of the NBA's 50 All-Time Greatest, was a two-time Olympic Gold Medalist, SEC Player of the Decade for the 1980s, All-American, SEC Player of the Year in 1984 and an All-SEC selection.

15
JOHN
MENGELT



John Mengelt (1969-71) became the first Tiger to have his Auburn jersey retired (#15), January 6, 2001. He played only three varsity years, finishing his career as Auburn's all-time leading scorer with 1,920 points. An All-American and All-SEC selection, Mengelt's 60 points vs. Alabama is still an AU record.

45
CHUCK
PERSON

11
WESLEY
PERSON



Chuck Person (1983-86) was a two-time All-American in 1985 and 1986 and a three-time first-team All-SEC selection. "The Rifleman" is Auburn's all-time scoring leader with 2,311 points (without the 3-point shot). The Brantley, Ala., native led the Tigers to their greatest run in history reaching the 1986 NCAA Tournament Elite Eight with wins over No. 1 seeded St. John's and fourth-seeded UNLV before falling to eventual National Champion Louisville.

Wesley Person (#11) and his brother Chuck Person (#45) both had their jerseys retired Feb. 18, 2006. Pictured with Auburn Athletics Director Jay Jacobs, Wesley Person (1991-94) was a 1994 Associated Press All-American, three-time All-SEC selection and is third on Auburn's all-time scoring chart with 2,066 points and all-time leader in 3-pointers made (262) and 3-point percentage (.441).

32
REX
FREDERICK



Rex Frederick (1957-59), pictured at midcourt, had his #32 Auburn jersey retired Mar. 4, 2006. The Birmingham, Ala., native was a Helms Athletic Foundation selection in 1959 and was a three-time All-SEC selection. He is Auburn's all-time leading rebounder with 14.3 rebounds per game while his 904 career rebounds ranks fifth on the Tigers' all-time rebounding chart. Frederick left as Auburn's all-time leading rebounder and scorer with 937 points.