



# 2023-24 AUBURN MEN'S BASKETBALL

12 NCAA TOURNAMENT APPEARANCES || 2019 FINAL FOUR || 6-TIME SEC CHAMPIONS || AUBURNTIGERS.COM || @AUBURNMBB

## 2023-24 SCHEDULE

OVERALL: 20-5 || SEC: 9-3  
HOME: 13-0 || AWAY: 3-4 || NEUTRAL: 4-1

DATE	OPPONENT (TV)	TIME (CT)
Nov. 7	vs. #20/17 Baylor+ (ESPN)	L, 82-88
Nov. 10	SOUTHEASTERN LOUISIANA (SECN+)	W, 86-71
Nov. 16	vs. Notre Dame* (ESPN2)	W, 83-59
Nov. 17	vs. St. Bonaventure* (ESPN2)	W, 77-60
Nov. 21	ALABAMA A&M (SECN+)	W, 84-54
Nov. 29	VIRGINIA TECH% (ESPN2)	W, 74-57
Dec. 3	at Appalachian State (ESPN2)	L, 64-69
Dec. 9	vs Indiana! (ESPN2)	W, 104-76
Dec. 13	vs. UNC Asheville \$ (SECN+)	W, 87-62
Dec. 17	USC (ESPN)	W, 91-75
Dec. 22	ALABAMA STATE (SECN+)	W, 82-62
Dec. 30	CHATTANOOGA (SECN)	W, 101-66
Jan. 2	PENN (SECN)	W, 88-68
Jan. 6	at Arkansas* (ESPN2)	W, 83-51
Jan. 9	TEXAS A&M* (ESPN2)	W, 66-55
Jan. 13	LSU* (SECN)	W, 93-78
Jan. 17	at Vanderbilt* (SECN)	W, 80-65
Jan. 20	#22/21 OLE MISS* (SECN)	W, 82-59
Jan. 24	at Alabama* (ESPN)	L, 75-79
Jan. 27	at Mississippi State* (SECN)	L, 58-64
Jan. 31	VANDERBILT* (ESPN2)	W, 81-54
Feb. 3	at Ole Miss* (SECN)	W, 91-77
Feb. 7	#16/16 ALABAMA* (ESPN2)	W, 99-81
Feb. 10	at Florida* (SECN)	L, 65-81
Feb. 14	#11/11 SOUTH CAROLINA* (SECN)	W, 101-61
Feb. 17	#22/20 KENTUCKY* (ESPN)	5 p.m.
Feb. 24	at Georgia* (SECN)	5 p.m.
Feb. 28	at Tennessee* (ESPN2)	6 p.m.
Mar. 2	MISSISSIPPI STATE* (ESPN2/ESPNU)	3 p.m.
Mar. 5	at Missouri* (SECN)	8 p.m.
Mar. 9	GEORGIA* (SECN)	5:30 p.m.
Mar. 13-17	at SEC Championship (Nashville, Tenn.)	

All Times Listed Central Time Zone

\* Southeastern Conference game

+ Sanford Pentagon (Sioux Falls, S.D.)

^ Legends Classic (Brooklyn, N.Y.)

% ACC/SEC Challenge

! Holiday Hoopsgiving (Atlanta, Ga.)

\$ Rocket City Classic (Huntsville, Ala.)

## MEDIA INFORMATION

TV \_\_\_\_\_ ESPN  
 Play-By-Play \_\_\_\_\_ Dan Shulman  
 Color Analyst \_\_\_\_\_ Jay Bilas  
 Sideline Reporter \_\_\_\_\_ Jessica Sims

Radio \_\_\_\_\_ Auburn Sports Network  
 Play-By-Play \_\_\_\_\_ Andy Burcham  
 Color Analyst \_\_\_\_\_ Sonny Smith  
 Local \_\_\_\_\_ WGZZ 94.3 FM  
 Satellite \_\_\_\_\_ SiriusXM 84  
 Online \_\_\_\_\_ AuburnTigers.com || TuneIn App

Auburn SID Primary Contact \_\_\_\_\_ Marlene Navor  
 Cell Phone \_\_\_\_\_ 334-750-2381  
 E-Mail \_\_\_\_\_ mnavor@auburn.edu

## GAME

# 26

#13/12 **AUBURN** (20-5, 9-3 SEC) vs. **KENTUCKY** (17-7, 7-5 SEC) #22/20

Saturday, February 14, 2024 || 7:30 p.m. CT

Neville Arena (9,121) || Auburn, Ala.

TV: SEC Network || Radio: Auburn Sports Network



AUBURN

AP Poll/Coaches Poll \_\_\_\_\_ #13/#12  
 2022-23 Record \_\_\_\_\_ 21-13, 10-8 SEC  
 Head Coach \_\_\_\_\_ Bruce Pearl  
 Career Record (Year) \_\_\_\_\_ 655-261 (29th)  
 Record at Auburn (Year) \_\_\_\_\_ 193-116 (10th)  
 Career Record vs. Kentucky \_\_\_\_\_ 10-17

KENTUCKY

AP Poll/Coaches Poll \_\_\_\_\_ #22/#20  
 2022-23 Record \_\_\_\_\_ 22-12, 12-6 SEC  
 Head Coach \_\_\_\_\_ John Calipari  
 Career Record (Year) \_\_\_\_\_ 849-260 (32nd)  
 Record at Kentucky (Year) \_\_\_\_\_ 404-120 (15th)  
 Career Record vs. Auburn \_\_\_\_\_ 14-6

Series History || Kentucky Leads 97-23 || Last Meeting: L, 54-86, on Feb. 25, 2023, in Lexington, Ky.

» No. 13-ranked Auburn (20-5, 9-3 SEC) hosts No. 22-ranked Kentucky (17-7, 7-5 SEC) on Saturday evening at Neville Arena.

» Saturday morning, ESPN College GameDay will visit the Plains for the third-straight season and fourth time in program history. Auburn, Kentucky and UNC are the only three schools to host the hoops show each of the last four seasons (the show didn't air during COVID season).

» Auburn owns a three-game home winning streak over the Wildcats in Neville Arena, winning five of the last six at home in the series.

» Auburn is the only remaining unbeaten SEC at home with a perfect 13-0 mark at Neville Arena this season. The Tigers currently own a 16-game home winning streak, the seventh longest active streak in NCAA Division I.

» Kentucky is the Tigers' third-consecutive home game against a ranked opponent. Auburn defeated No. 16 Alabama (Feb. 7) and No. 11 South Carolina (Feb. 14) by an average score of 100-71, a 29-point differential.

» In six SEC home games this season, Auburn is led by Jaylin Williams (19.0ppg, 4.3 rpg) and Johni Broome (17.0 ppg, 6.5 rpg, 2.8 bpg). The two have been on fire from the field shooting a combined 60.5 percent from the field and 66.7 percent from behind the arc in those contests.

» Auburn ranks in the Top 20 nationally in nine statistical categories: field-goal percentage defense (2nd, 37.9), bench points per game (4th, 35.8), blocks per game (6th, 6.0), scoring margin (7th, +16.2), assist-to-turnover ratio (9th, 1.73), assists per game (10th, 18.0), free throws made per game (13th, 17.8), 3-point field goal defense (20th, 29.8) and scoring offense (20th, 83.1).

## PROBABLE AUBURN STARTERS



3

**TRE DONALDSON**  
 G • 6-3 • 200 • So.  
 Tallahassee, Fla.

PPG 7.4  
 RPG 2.8  
 APG 3.5



12

**DENVER JONES**  
 G • 6-4 • 205 • Jr.  
 New Market, Ala.


PPG 7.7  
 RPG 1.8  
 APG 1.4



5

**CHRIS MOORE**  
 F • 6-6 • 220 • Sr.  
 West Memphis, Ark.

PPG 2.2  
 RPG 1.6  
 BPG 0.4



2

**JAYLIN WILLIAMS**  
 F • 6-8 • 245 • Gr.  
 Nahantua, Ga.

PPG 13.4  
 RPG 4.9  
 BPG 0.5



4

**JOHNI BROOME**  
 F/C • 6-10 • 240 • Jr.  
 Plant City, Fla.

PPG 16.2  
 RPG 8.4  
 BPG 2.4

## OFF THE BENCH

No.	Pos.	Name	Ht.	Wt.	Year	PPG	RPG	Hometown
10	G/F	Chad Baker-Mazara	6-7	180	Jr.	9.4	3.6	Santo Domingo, DR
1	G	Aden Holloway	6-1	165	Fr.	8.2	1.5	Charlotte, N.C.
0	G	K.D. Johnson	6-0	190	Sr.	7.5	1.8	Atlanta, Ga.
44	C	Dylan Cardwell	6-11	255	Sr.	5.1	3.8	Augusta, Ga.
31	F	Chaney Johnson	6-7	220	Jr.	4.0	3.5	Alabaster, Ala.
24	G	Lior Berman	6-4	210	Gr.	1.4	1.1	Birmingham, Ala.
23	F	Addarin Scott	6-9	207	Jr.	0.5	0.4	Dallas, Texas

**UNIVERSITY INFORMATION**

Location \_\_\_\_\_ Auburn, Ala.  
 Founded \_\_\_\_\_ 1856  
 Enrollment \_\_\_\_\_ 31,764  
 Nickname \_\_\_\_\_ Tigers  
 Colors \_\_\_\_\_ Burnt Orange and Navy Blue  
 Conference \_\_\_\_\_ Southeastern (SEC)

**ADMINISTRATION**

President \_\_\_\_\_ Dr. Christopher B. Roberts  
 Director of Athletics \_\_\_\_\_ John Cohen  
 Athletics Phone \_\_\_\_\_ 855-282-2010

**COACHING STAFF**

Head Coach \_\_\_\_\_ Bruce Pearl  
 Alma Mater \_\_\_\_\_ Boston College '82  
 Career Record \_\_\_\_\_ 655-261 (.715)  
 Seasons \_\_\_\_\_ 29  
 Record at Auburn \_\_\_\_\_ 193-116 (.625)  
 Seasons \_\_\_\_\_ 10  
 Associate Head Coach \_\_\_\_\_ Steven Pearl  
 Alma Mater \_\_\_\_\_ Tennessee '10  
 Assistant Coach \_\_\_\_\_ Ira Bowman  
 Alma Mater \_\_\_\_\_ Penn '96  
 Assistant Coach \_\_\_\_\_ Corey Williams  
 Alma Mater \_\_\_\_\_ Oklahoma State '02  
 Assistant Coach \_\_\_\_\_ Chad Prewett  
 Alma Mater \_\_\_\_\_ Troy State '94  
 Assistant Coach/Offensive Coordinator \_\_\_\_\_  
 \_\_\_\_\_ Mike Burgomaster  
 Alma Mater \_\_\_\_\_ Miami '16  
 Athletic Trainer \_\_\_\_\_ Clark Pearson  
 Alma Mater \_\_\_\_\_ Kentucky '96  
 Strength & Conditioning Coach \_\_\_\_\_ Damon Davis  
 Alma Mater \_\_\_\_\_ Western Illinois '03  
 Director of Player Development \_\_\_\_\_ Marquis Daniels  
 Alma Mater \_\_\_\_\_ Auburn '03  
 Director of Scouting & Recruiting \_\_\_\_\_ Ian Borders  
 Alma Mater \_\_\_\_\_ Louisville '07  
 Director of Operations \_\_\_\_\_ Maddux Jeffreys  
 Alma Mater \_\_\_\_\_ Auburn '20

**PROGRAM HISTORY**

First Year of Basketball \_\_\_\_\_ 1905-06  
 All-Time Record \_\_\_\_\_ 1463-1250-1 (.539)  
 All-Time SEC Record \_\_\_\_\_ 656-773 (.459)  
 SEC Championships \_\_\_\_\_ 4  
 \_\_\_\_\_ (1960, 1999, 2018, 2022)  
 SEC Tournament Titles \_\_\_\_\_ 2 (1985, 2019)  
 NCAA Tournament Appearances \_\_\_\_\_ 12  
 NCAA Tournament Record \_\_\_\_\_ 19-12  
 All-Americans \_\_\_\_\_ 13  
 All-SEC Selections \_\_\_\_\_ 98

**TEAM INFORMATION**

2022-23 Record \_\_\_\_\_ 21-13  
 SEC Record (Finish) \_\_\_\_\_ 10-8 (7th)  
 Associated Press Final Ranking \_\_\_\_\_ N/A  
 USA TODAY/Coaches Final Ranking \_\_\_\_\_ N/A  
 Letterwinners Returning/Lost \_\_\_\_\_ 11/7  
 Starters Returning/Lost \_\_\_\_\_ 2/3  
 Newcomers \_\_\_\_\_ 5

**ATHLETICS COMMUNICATIONS**

Director (MBB Contact) \_\_\_\_\_ Marlene Navor  
 Alma Mater \_\_\_\_\_ Washington State '00  
 Cell \_\_\_\_\_ 334-750-2381  
 E-Mail \_\_\_\_\_ mnavor@auburn.edu

**All interviews with coaches and student-athletes to be arranged in advance with SID.**

**AUBURN WELCOMES ESPN COLLEGE GAMEDAY TO TOWN**

» Auburn will host ESPN's College GameDay at Neville Arena for the third straight season and the fourth straight year that the show has gone on the road – the show was broadcasted from the studio during the 2020-21 season due to COVID-19 – Saturday as the No. 13 Tigers get ready for a showdown with 22nd-ranked Kentucky at 5 p.m. CT on ESPN. Host Reece Davis will be joined by analysts Jay Bilas, Jay Williams, Seth Greenberg and Andraya Carter for the two-hour show from 9-11 a.m. CT. Auburn and Kansas are the only two basketball schools to host College GameDay the last four seasons the show went on the road.

**ESPN College GameDay's Appearances at Neville Arena**

Feb. 1 2020 – Kentucky  
 Feb. 12, 2022 – Texas A&M  
 Feb. 11, 2023 – Alabama  
 Feb. 17, 2024 – Kentucky

**SCOUTING KENTUCKY**

» The Wildcats have five players averaging in double digit scoring. They include Antonio Reeves (19.4), Rob Dillingham (14.8), Reed Sheppard (12.4), Tre Mitchell (12.0) and D.J. Wagner (11.2).

» Kentucky ranks in the top 20 nationally in 10 categories, and in the top 10 in five. Those five categories are three point percentage (2nd, 40.7), scoring offense (3rd, 88.9), blocks per game (3rd, 6.4), assist/turnover ratio (6th, 1.76) and fastbreak points (7th, 16.2).

**SERIES HISTORY**

» This is the 121st all-time meeting between Auburn and Kentucky. Kentucky leads Auburn 97-23 all-time, including 31-18 in games played on the Plains and 5-4 in Neville Arena. The Tigers are 4-3 in the last seven games against the Wildcats and the two teams have split the last 12 games in the series. Auburn is 5-1 in the series' last six games played in Neville Arena, including winning its last three home games against Kentucky.

» The Wildcats defeated the Tigers 86-54 in Rupp Arena last season, snapping a string of six straight games in the series that were decided by nine points or less dating back to Auburn's 77-71 overtime win over Kentucky in the 2019 Midwest Regional Final to advance to the first Final Four in program history.

**LAST 10 GAMES IN THE SERIES**

Feb. 14, 2018	H	W, 76-66
Jan. 19, 2019	H	L, 80-82
Feb. 23, 2019	A	L, 53-80
Mar. 31, 2019	KC *	W, 77-71 (OT)
Feb. 1, 2020	H	W, 75-66
Feb. 29, 2020	A	L, 66-73
Jan. 16, 2021	H	W, 66-59
Feb. 13, 2021	A	L, 80-82
Feb. 22, 2022	H	W, 80-71
Feb. 25, 2023	A	L, 54-86

**SECOND-MOST WINS VERSUS KENTUCKY SINCE 2015-16**

» Auburn has defeated Kentucky six times in 12 meetings since the 2015-16 season, which is tied with Kansas for the second-most wins over the Wildcats during that period, only trailing Tennessee, who is 11-9 against Kentucky during the same period. The Tigers, Jayhawks, Volunteers and UCLA, who is 4-1 against Kentucky since 2016-17, are the only teams who have defeated the Wildcats at least four times and have at least a .500 winning percentage against them during that period.

## PEARL VS. KENTUCKY

» Bruce Pearl is 10-17 against Kentucky, including 6-8 mark coaching Auburn. Pearl was 4-9 at Tennessee in his six-year career coaching against the Wildcats. He is 5-1 at home against Kentucky. With a win Saturday, Pearl would tie Sonny Smith for the most wins against Kentucky by an Auburn head coach all-time with seven. Other Tiger head coaches who have defeated the Wildcats include Bob Davis (3), Bill Lynn (3), Joel Eaves (2), Tommy Joe Eagles (1) and Cliff Ellis (1).

» Pearl and Auburn's biggest victory against Kentucky came on March 31, 2019 when the Tigers won 77-71 in overtime at the NCAA Midwest Regional final in Kansas City. The win secured Auburn and Pearl's first-ever trip to the Final Four.

## PEARL VS. CALIPARI

» Bruce Pearl is 9-14 against Kentucky head coach John Calipari. Pearl is 7-3 at home, including 5-1 at Neville Arena, 1-9 on the road (0-6 coaching Auburn) and 1-2 in neutral-site games (1-1 coaching Auburn). The one road win came when Pearl's No. 2 ranked Tennessee Vols won at Calipari's No. 1 ranked Memphis Tigers 66-62 on Feb. 23, 2008.

## SECOND RANKED TEAM OF THE WEEK

» This is the 44th time in program history Auburn has played consecutive games against ranked opponents, including the sixth time under head coach Bruce Pearl. It is the first time since the Tigers lost 90-85 in overtime at No. 2 Alabama and beat 12th-ranked Tennessee 79-70 in Auburn, Ala., in the final two regular season games last year.

» Following its 101-61 victory over No. 11 South Carolina Wednesday night at Neville Arena, the Tigers can win consecutive games over ranked opponents for the first time since beating three straight ranked teams during the 2019 NCAA Tournament when they knocked off No. 17 Kansas 89-75, 3rd-ranked North Carolina 97-80 and No. 7 Kentucky 77-71 in overtime on the way to the first Final Four appearance in program history. Auburn has defeated ranked opponents in consecutive games a total of five times in program history, including twice under Pearl. The first time the Tigers did it under Pearl was in 2018 when they won 94-84 at No. 23 Tennessee and 88-77 against 22nd-ranked Arkansas to open SEC play.

## MOST 20-POINT WINS IN THE SEC THIS SEASON

» Auburn leads the SEC with 11 wins of at least 20 points this season. The Tigers are tied with Tennessee for the most 20-point wins in league play with four, including three of the Tigers' last four home games when they knocked off No. 22 Ole Miss 82-59 on Jan. 20, Vanderbilt 81-54 on Jan. 31 and 11th-ranked South Carolina 101-81 Wednesday. Auburn picked up an 18-point win 99-81 over No. 16 Alabama on Feb. 7 in its only other home game during this stretch.

» The Tigers' 11 20-point wins this season are the second-most in a season in program history behind Auburn's 14 20-point wins during its 1998-99 SEC championship campaign. All 20 of Auburn's victories this season have been by double digits, tying the 2021-22 Tigers for second-most in school history, also behind the 1998-99 squad, who had 26 double-digit wins.

## PLAYER TO WATCH: JAYLIN WILLIAMS

» Graduate senior Jaylin Williams has flourished at Neville Arena during conference play, averaging 19.0 points thanks in part to his sharp shooting. During those six home SEC games, Williams has connected on 76.0 percent (38-of-50) from the field and 68.4 percent (13-of-19) from deep.

» In nine SEC wins this season, Williams has led the Tiger averaging 18.0 points per game while shooting an incredible 70.9 percent from the field (56-of-79), including a 60.7 percent clip from behind the three-point line (17-of-28).

» Williams led Auburn with 23 points in a 40-point win over No. 11 South Carolina, to move into 25th place on the school's career points list with 1,217. He is 12 shy of passing Wes Flanigan (1,228, 1993-97) for 24th.

» In consecutive wins over ranked opponents Alabama and South Carolina, Williams has made 16-of-24 shots from the field while averaging 24.5 points.



## AUBURN IN KENPOM RANKINGS

» Auburn is the SEC's highest ranked team at No. 4 in the KenPom Rankings, as of Thursday afternoon, two spots ahead of Tennessee and three spots ahead of Alabama. The Tigers, who are fourth in adjusted defensive efficiency and ninth in adjusted offensive efficiency, are the only team in the country ranked in the top 10 in both categories.

» The last 21 national championships have all finished in the top 39 in both offensive and defensive efficiency. All of them have been in the top 39 in offensive efficiency and the top 22 in defensive efficiency. All but two of them have finished in the top 20 in both categories.

## ANOTHER 20-WIN SEASON IN THE BOOKS

» Auburn secured its 15th 20-win season in the program's 118-year history including the Tigers' sixth 20-win season in the last seven seasons under head coach Bruce Pearl when it defeated No. 11 South Carolina on Wednesday. Auburn reached the 20 wins in 25 games, the eight fastest team to achieve the milestone.

## SEASONS WITH DOUBLE-DIGIT SEC WINS

» Auburn's next win will be its 10th SEC win of the season. It will be the 23rd time since the beginning of the SEC in 1933 that the Tigers have recorded double-digit conference wins in a season, including the sixth time in the last seven years. Auburn's five seasons with 10 or more SEC wins since 2018 are tied with Kentucky and Tennessee for the most in the league.

## MOST LOPSIDED WINS OVER TWO SEC OPPONENTS

» Two of Auburn's nine SEC wins this season have been the Tigers' largest margin of victory over that opponent all-time. Auburn's 32-point win at Arkansas (83-51) to open SEC play is the Tigers' largest victory over the Razorbacks in the 60-game series history between the two teams and is also Arkansas' largest loss ever in Bud Walton Arena.

» Prior to this season, Auburn's largest win over Arkansas was a 101-76 win on Jan. 6, 1996, in Beard-Eaves Memorial Coliseum. On Wednesday, Auburn knocked off No. 11 South Carolina 101-61 at Neville Arena. Not only is the 40-point win the largest by either team in the 50-game series history between the Tigers and Gamecocks, it is Auburn's largest victory over an AP Top-25 opponent all-time, topping the Tigers' 97-66 victory over No. 8 Mississippi State on Jan. 3, 1959.

## SELLING OUT NEVILLE ARENA

» Auburn is one of only 16 NCAA Division I teams at or above 100 percent capacity crowds for the season next to UConn, Dayton, Duke, FAU, Gonzaga, Grand Canyon, Houston, Kansas, Michigan State, Penn State, Purdue, Rutgers, St. John's, Villanova and Xavier.

» A ticket to Neville Arena is a hard one to come by as season tickets have been sold out every year under Bruce Pearl.

» The Tigers have sold out the last 52-consecutive games at Neville Arena.

## TOUGHEST HOME COURTS IN THE SEC

» Auburn's Neville Arena has been a rare place where league foes have won along with Kentucky's Rupp Arena, Arkansas' Bud Walton Arena and Tennessee's Thompson-Boling Arena.

» Only 28 SEC teams have come into Neville Arena and left with a win over the last nine-plus seasons since 2014-15. Texas A&M and Ole Miss have been the most successful having won five times each.

SEC vs. Kentucky at Rupp Arena - 13-73 (.151)

SEC vs. Arkansas at Bud Walton Arena - 26-61 (.299)

SEC vs. Tennessee at Thompson-Boling Arena - 25-60 (.294)

SEC vs. Auburn at Neville Arena - 28-58 (.326)

## BEST STARTS IN PROGRAM HISTORY

» At 20-5, Auburn is off to the sixth-best start through 25 games in program history. The Tigers have won 20 games in 25 games or fewer in a season eight times in program history, including four times since the 2017-18 season. With a win over Kentucky, Auburn will be 21-5 or better after 26 games for the sixth time all-time, including the fourth time in the last last seven years.

### BEST 25-GAME STARTS

Season	Start
1998-99	24-1
2021-22	23-2
2019-20	22-3
2017-18	22-3
1999-00	21-4
<b>2023-24</b>	<b>20-5</b>

### BEST 26-GAME STARTS

Season	Start
1998-99	25-1
2021-22	24-2
2017-18	23-3
2019-20	22-4
1999-00	21-5

## WELCOME TO THE JUNGLE

» Auburn has won its last 16-straight games at Neville Arena, which is tied for the sixth-longest home-court win streak in program history.

» It is the Tigers' longest home-court win streak since winning 28-straight games at Neville Arena from Feb. 27, 2021, to Jan. 14, 2023.

» Five of Auburn's 11 longest home-court winning streaks in program history have occurred after the final home game of the 2016-17 season.

### LONGEST HOME-COURT WINNING STREAKS IN AUBURN HISTORY

Streak	Started/Ended
36	W, Georgia Tech on 1/26/1957 to L, Mississippi State on 1/7/1961
30	W, Southern Miss on 3/11/1998 to L, #12 LSU on 3/1/2000
28	W, #25 Tennessee on 2/27/21 to L, Texas A&M on 1/25/2023
19	W, Arkansas on 2/20/2019 to L, Texas A&M on 3/4/2020
17	W, Miss State during 1926-27 season to L, Ole Miss during 1927-28 season
<b>16</b>	<b>W, Missouri on 2/14/2023 to Present</b>
15	W, Georgia Tech on 2/27/1974 to L, Alabama on 1/10/1976
13	W, Missouri on 3/4/2017 to L, Texas A&M on 2/7/2018

## RANKED TEAMS AT NEVILLE ARENA

» Auburn is 9-1 against ranked teams in Neville Arena (2010-Present). The Tigers have won eight-consecutive home meetings against ranked teams.

Date	Opponent	AU Rank/Opponent Rank	Result
11/9/18	Washington	11/25	W, 88-66
1/19/19	Kentucky	14/12	L, 80-82
2/1/20	Kentucky	17/13	W, 75-66
2/8/20	LSU	11/18	W, 91-90 (OT)
12/29/21	LSU	11/16	W, 70-55
1/22/22	Kentucky	2/12	W, 80-71
1/7/23	Arkansas	20/13	W, 72-59
<b>1/20/24</b>	<b>Ole Miss</b>	<b>13/22</b>	<b>W, 82-59</b>
<b>2/7/24</b>	<b>Alabama</b>	<b>12/16</b>	<b>W, 99-81</b>
<b>2/14/24</b>	<b>South Carolina</b>	<b>13/11</b>	<b>W, 101-61</b>

## MAKING EVERY SHOT COUNT

» Auburn rebounded from going 14-of-26 from the free-throw line at Florida Saturday with a 17-of-19 effort against No. 11 South Carolina Wednesday night. Prior to the Florida game, the Tigers had gone 289-of-360 (80.3 pct.) over their previous 16 games. On Feb. 7 against Alabama, the Tigers set a school record for made free throws in a game by going 40-of-50 from the free-throw line against the Crimson Tide.

» Auburn is third in the SEC with a 76.0 free-throw percentage for the season, which would rank fifth all-time at Auburn. Of the 10 players averaging at least 14.4 minutes per game, eight of them are shooting at least 75.0 percent from the free-throw line. Auburn is third in the SEC shooting 78.4 percent (207-of-264) from the foul line in SEC play, and the Tigers are second in the league averaging 17.25 made free throws per game in league play.

» Auburn is shooting 376-of-480 (78.3 pct.) in its 20 wins compared to 68-of-104 (65.4 pct.) in its five losses. That's an average of 18.8-of-24.0 in wins compared to 13.6-of-20.8 in losses.

» The Tigers have shot 48.5 percent (593-of-1222) in their 20 wins compared to 40.6 percent (125-of-308) in their five losses. Auburn is third in the SEC with a 46.6 field-goal percentage for the season.

» The Tigers recorded their eighth game of the season, including four in SEC play, with double-digit 3-pointers with 12 triples against No. 11 South Carolina Wednesday. Seven of Auburn's eight games this season with double-digit 3-point field goals have come in the last 18 games, including the Tigers making 10 3-pointers against Vanderbilt and 12 long-range shots at Ole Miss, compared to just one such game in the first seven contests of the season.

» It is the first time Auburn has made double-digit 3-pointers in consecutive SEC games since making 10 3-point field goals at Mississippi State and against South Carolina in the final two regular-season games of the 2021-22 season. The Tigers have made at least 10 3-pointers three times in SEC play (10 vs. LSU). The Tigers have shot 171-of-471 (36.3 percent) from deep in their 19 wins and 26-of-111 (23.4 percent) in their five losses.

## CBM IN DOUBLE FIGURES IN FOUR OF LAST FIVE

» Chad Baker-Mazara is fourth in the SEC shooting 86.1 percent (68-of-79) from the foul line this season. Baker-Mazara has scored in double figures in seven of Auburn's 12 SEC games, including four of the last five during which he is averaging 11.0 points on 50.0 shooting from the floor and 3-point range and 84.2 percent from the free-throw line. He has led Auburn in scoring twice in SEC play after scoring 16 points at Arkansas and adding 19 points against LSU. He has 13 games in double figures on the season, including 12 in the last 20 games.

## DENVER FROM THE FREE THROW LINE

» Denver Jones, who is 48-of-53 (90.6 pct) from the charity stripe, would be second in the SEC in free-throw percentage if he had made enough free throws on the season to reach the qualification of 2.5 made free throws per game. Jones averaged 15.0 points on 10-of-19 field goals and 6-of-13 3-pointers against Vanderbilt and at Ole Miss before scoring four points against Alabama on Feb. 7.

» He recorded his third game in double figures in the last four contests with 10 points at Florida last Saturday. Jones scored a season-high 19 points on 6-of-11 field goals, a season-best 4-of-8 3-pointers and 3-of-4 foul shots against Vanderbilt on Jan. 31 and backed that up with 11 points on 4-of-8 shooting from the floor and 2-of-5 from long range on Feb. 3 at Ole Miss. Jones has eight games in double figures this season. He went over 1,100 career points against Vanderbilt, and he now has 1,146 career points after scoring seven points against South Carolina Wednesday.

## KD ENERGY OFF THE BENCH

» K.D. Johnson scored in double figures for the second time in three games last Saturday with 12 points at Florida and followed that up with nine points on 2-of-3 shooting from the floor, including one 3-pointer, and 4-of-4 from the free-throw line to go with three steals, two rebounds and one assist against South Carolina Wednesday. Over the last four games, he is averaging 9.8 points on 50 percent field goals.

» Johnson has scored in double figures seven times this season, including 11 points on 4-of-4 shooting from the floor, one 3-pointer and 2-of-2 from the foul line at Ole Miss on Feb. 3. Additionally, he has contributed eight points in three of the last 10 contests as he has averaged 7.9 points per game and has gone 38-of-49 (77.6 pct.) from the free-throw line in his last 15 contests. He scored 14 points against Texas A&M on Jan. 9, matching his season high from the Indiana game on Dec. 9. Johnson scored 13 points against Southeastern Louisiana on Nov. 10 and Alabama State on Dec. 22.

## DEFENSE, TIGERS, DEFENSE

» Auburn leads the SEC forcing 13.44 turnovers per game overall and 13.25 turnovers in SEC play. Auburn forced Texas A&M into 19 turnovers, which is still a season high for the Aggies and also the most the Tigers have forced in an SEC game this season. The Tigers forced 16 turnovers against LSU, and scored 24 points off those turnovers.

» Auburn scored 25 points off 13 South Carolina Wednesday, which is the second-most points scored off turnovers this season (30 vs. Virginia Tech). On Feb. 7, the Tigers forced 15 Alabama turnovers and turned those miscues into 22 points. Auburn scored 22 points off 17 Ole Miss turnovers in the first meeting between the two teams this season. The Tigers forced 13 turnovers in their SEC opener at Arkansas and 11 at Vanderbilt. Auburn scored 15 points off 14 Alabama turnovers on Jan. 24, forced Mississippi State into 14 turnovers and forced 12 turnovers against Vanderbilt on Jan. 31.

» Auburn held Ole Miss to season-lows in points (59) and first half points (27) in Auburn.

» Auburn held Texas A&M to a season-low 22 first-half points. The Aggies' previous low was 23 points in the first half against No. 3 Houston.

» Auburn held Texas A&M without a field goal over the final 9:15 of the game as the Aggies missed their last 10 field-goal attempts.

» Auburn held Texas A&M to a 29.0 field-goal percentage on the night, which was the lowest the Tigers had held an SEC opponent to since holding Tennessee to 27.0 percent shooting in Knoxville last season until they held Vanderbilt to 26.8 percent shooting on Jan. 31. This is the lowest field-goal percentage Auburn has held an SEC opponent to since holding Georgia to 25.0 percent shooting (13-of-52) on Feb. 1, 2012.

» Auburn held Mississippi State to a season-low 21 first-half points. The Bulldogs' previous low was 26 points at Georgia Tech.

### Fewest points Auburn has held an SEC opponent to under Bruce Pearl

Date	Opponent	Points
Feb. 4, 2023	Tennessee	46
Jan. 18, 2023	LSU	49
<b>Jan. 6, 2024</b>	<b>Arkansas</b>	<b>51</b>
Feb. 16, 2019	Vanderbilt	53
Jan. 25, 2022	Missouri	54
Jan. 9, 2024	Texas A&M	55
Dec. 29, 2021	LSU	55

### Held league opponent under 60 points this season

<b>Auburn</b>	<b>4</b>
Mississippi State	2
Ole Miss	2
Alabama	1
Kentucky	1
LSU	1
South Carolina	1
Texas A&M	1

### Games holding opponent to under 60 points in SEC game

2022-23	5
2023-24	4
2021-22	3
2018-19	3
2020-21	1
2019-20	1
2014-15	1
2017-18	0
2016-17	0
2015-16	0

## TIGERS PICK UP RARE ROAD WIN

» Auburn's 32-point victory at Arkansas tied for the second-largest margin of victory in an SEC road game in program history next to a 64-32 victory at Sewanee on Jan. 13, 1940, and only two points behind a 92-58 win at Tulane on Jan. 11, 1966. Additionally, the win tied for the seventh-largest overall road win in school history. It was the largest since an 87-52 win at Alabama A&M on Dec. 1, 2009.

» On the flip side, the 32-point loss was Arkansas' largest defeat in the 31-year history of Bud Walton Arena (449 total games, 80th win all-time in the venue's history), topping a 30-point loss to Florida in 2012. It was Auburn's largest win in the 60-game series, surpassing the Tigers' 101-76 victory in Auburn in 1996. The Tigers' previous largest victory at Bud Walton Arena was 73-51 (+22) in 2009.

### LARGEST SEC ROAD WINS IN PROGRAM HISTORY

Date	Opponent	Score	Margin
Jan. 11, 1966	Tulane	92-58	34
<b>Jan. 6 2024</b>	<b>Arkansas</b>	<b>83-51</b>	<b>32</b>
Jan. 13, 1940	Sewanee	64-32	32

### LARGEST ROAD WINS IN PROGRAM HISTORY

Date	Opponent	Score	Margin
Dec. 20, 1999	Puerto Rico-Mayaguez	109-52	57
Dec. 16, 1976	VCU	109-59	50
1919-20	Clemson	60-12	48
Dec. 28, 1996	Florida A&M	95-57	38
Dec. 1, 2009	Alabama A&M	87-52	35
Jan. 11, 1966	Tulane	92-58	34
<b>Jan. 6 2024</b>	<b>Arkansas</b>	<b>83-51</b>	<b>32</b>
Jan. 13, 1940	Sewanee	64-32	32
Nov. 19, 2007	Charleston Southern	89-59	30
Dec. 20, 2002	Puerto Rico-Mayaguez	94-64	30
Dec. 30, 1995	Florida A&M	84-54	30
Nov. 30, 1951	Howard	69-39	30
1919-20	West Point Athletic Club	38-8	30

## PEARL AMONG THE BEST OF THE BEST

» Bruce Pearl ranks No. 13 among active NCAA Division I coaches in career wins (655), third among active SEC men's basketball coaches. He also ranks No. 19 among active NCAA All-Division coaches in career wins (655) and No. 8 all-time among winningest SEC coaches with 338 career wins (UT and AU combined).

### MOST OVERALL COLLEGIATE HEAD COACHING WINS AMONG ACTIVE SEC COACHES

Coach	School	Wins
John Calipari	Kentucky	807
Rick Barnes	Tennessee	797
<b>Bruce Pearl</b>	<b>Auburn</b>	<b>655</b>
Buzz Williams	Texas A&M	342
Mike White	Georgia	273

Coach	School	Wins
John Calipari	Kentucky	404
<b>Bruce Pearl</b>	<b>Auburn</b>	<b>338</b>
Rick Barnes	Tennessee	193
Mike White	Georgia	172
Nate Oats	Alabama	109

### MOST WINS IN SEC GAMES AMONG ACTIVE SEC COACHES

Coach	School	Win
John Calipari	Kentucky	192
<b>Bruce Pearl</b>	<b>Auburn</b>	<b>151</b>
Rick Barnes	Tennessee	94
Mike White	Georgia	82
Nate Oats	Alabama	58



## SHARING THE ROCK

» Auburn is 10th nationally and first in the SEC with 18.0 assists per game and second in the SEC and ninth nationally with a 1.73 assist-to-turnover ratio. The Tigers have recorded at least 19 assists in 13 games, which is tied with Kansas and Purdue for the most in the country, and have dished out at least 17 assists in all but eight games. Auburn matched its season high from the Indiana game on Dec. 9 with 25 assists on 35 made field goals at Ole Miss on Feb. 3, which is the Tigers' most assists since dishing out 26 assists against Nebraska in the 2021 Holiday Hoopsgiving game. On Wednesday, Auburn recorded 22 assists in the Tigers' win over South Carolina. Ten different Tigers recorded an assist in the win over the Gamecocks. It is the ninth time overall this season, and fourth in SEC play, the Tigers have registered 20 assists in a game.

» Seven players have recorded at least 30 assists on the season for Auburn, and nine of the 10 Tigers averaging 14.4 minutes per game have a positive assist-to-turnover ratio.

» Tre Donaldson leads Auburn and is 14th in the SEC with 3.48 assists per game, while Aden Holloway is averaging 2.9 assists per game. The duo totaled seven assists and zero turnovers against South Carolina Wednesday.

### Teams with 19+ assists in 13+ games this season

#### Auburn

Kansas  
Purdue

### Teams with 18+ assists in 16+ games this season

Kansas (18)

#### Auburn

## AUBURN VS. RANKED TEAMS

» Auburn is 20-27 all-time against ranked opponents during the Bruce Pearl Era. However, the Tigers have won 16 of their last 27 games against ranked opponents.

» The Tigers are 14-13 against ranked opponents in Neville Arena. They have won 10 of their last 11 home games against ranked opponents and are 13-6 at against ranked opponents at Neville Arena under Coach Pearl.

## TAKING CARE OF THE ROCK

» Auburn committed just seven turnovers Wednesday against South Carolina. The Tigers are 10-0 this season when they have single-digit turnovers, including 4-0 in SEC play. Auburn has committed a total of 12 turnovers in its last two home games, both against ranked opponents – five turnovers against No. 16 Alabama on Feb. 7 and seven turnovers against 11th-ranked South Carolina Wednesday. The Tigers tied a school-record with three turnovers against Indiana on Dec. 9. Auburn is tied for fifth in the SEC averaging 10.40 turnovers per game this season and first with a plus-3.04 turnover margin.

## NO GO FROM 3

» Auburn is second in the SEC in three-point field goal percentage defense, allowing opponents to shoot only 29.8 percent from behind the arc this season. In SEC play, the Tigers have been even better, leading the league holding opponents to 29.6 percent shooting from deep, and they are second in the conference giving up 6.2 3-pointers per game in SEC play. Auburn has held seven of its first 12 SEC opponents, and 11 opponents overall, to under 30 percent shooting from long range. The Tigers are 17-2 when holding opponents to under 36.0 percent shooting from deep. Auburn has held opponents to just 114-of-399 (28.6 percent) shooting from deep in its 20 wins, an average of 5.7 3-pointers per game, compared to 40-of-108 (37.0 percent), an average of 8.0 3-pointers per game, in its five losses. The Tigers held Notre Dame (2) and South Carolina (3) to their season-lows in 3-pointers made to date.

## DOMINATING THE PAINT

» Auburn has scored at least 40 points in the paint in 11 of the last 21 games, including two games of at least 50 paint points, including a season-high 52 points in the paint against Chattanooga. The Tigers scored 50 points in the paint against UNC Asheville, 46 points in the paint in the SEC opener at Arkansas, 44 points in the paint at Ole Miss, 42 paint points against Virginia Tech, Appalachian State, USC and Ole Miss and 40 paint points against Alabama, Alabama A&M and at Florida. For the season, Auburn is averaging 37.6 points per game in the paint (940 points in 25 games), which is 45.3 percent of the Tigers total points. The Tigers have outscored their opponent in the paint in 23 of 25 games this season and were even with St. Bonaventure in paint points in one of the other two games. Mississippi State is the only team to outscore Auburn in the paint this season, doing so 34-20, on Jan. 27. Auburn is plus-256 (10.2 ppg) on points in the paint for the season, including a plus-30 (48-18) in its SEC opener at Arkansas. The Tigers are outscoring SEC opponents by 8.8 points in the paint per game (436-330 in 12 games).

## WILLIAMS SEC LEADER IN FIELD-GOAL PERCENTAGE IN LEAGUE PLAY

» Jaylin Williams recorded his eighth 20-point game in his last 18 contests with 21 points, including 16 points in the first half, on 8-of-11 field goals, 5-of-7 3-pointers and 2-of-2 from the foul line against South Carolina Wednesday. In the win, Williams passed KT Harrell for 25th on Auburn's career scoring chart and became the 25th player in program history to score 1,200 career points, ending the night with 1,217 points. He scored a career-high 26 points on 8-of-13 shooting from the floor, including one 3-pointer, and 9-of-10 from the foul line against Alabama on Feb. 7. Against the Crimson Tide, Williams also set a new career high in free throws made and tied his career high in free-throw attempts. In the win, he matched his career high from the game at Vanderbilt earlier this season with 17 first-half points.

» Williams made all 12 of his shots in Auburn's win at Vanderbilt on Jan. 17. Williams was 7-of-7 from the floor, 2-of-2 from 3-point range and 5-of-5 from the free-throw line for 21 points against the Commodores. He added eight rebounds, three assists, one block and one steal on the night. Williams scored 17 points in the first half on 5-of-5 shooting from the floor, including a pair of 3-pointers, and 5-of-5 from the free-throw line, which is a career high for points in the first half, topping his previous high of 16 points at Ole Miss in 2021. He scored 21 points on Jan. 31 in the second meeting this season with Vanderbilt as well. Williams was 7-of-9 from the floor, 3-of-4 from 3-point range and 4-of-6 from the free-throw line, and he added four assists, two rebounds and one steal in the victory. He averaged 21.0 points on 14-of-16 field goals, 5-of-6 3-pointers and 9-of-11 to go with 5.0 rebounds, 3.5 assists and 1.0 steals in two games against Vanderbilt this season.

» Williams scored 16 points on 6-of-11 field goals, 1-of-4 3-pointers and 3-of-4 from the foul line, and he added five rebounds and two assists at Ole Miss on Feb. 3. Auburn is 14-0 when he scores more than 10 points this season.

» The game at Vanderbilt was his second perfect shooting game of the season after he went 9-of-9 from the floor, 2-of-2 from deep and 1-of-1 from the free-throw line against Chattanooga. That performance put him one made field goal away from tying Charles Barkley's school record for the most made field goals without a miss when he went 10-of-10 against Georgia on Jan. 22, 1983. He is one of four Division I players with multiple games of 7-of-7 or better from the field this season and one of 12 players to have such a game against a power conference opponent.

» Over his last 18 games, he is averaging 15.6 points on 61.6 percent shooting from the floor, 46.3 from 3-point range and 82.8 from the free-throw line. His eight 20-point games over that stretch are four more than he had in his first 114 career games.

» In SEC play, Williams is 16th in the league with 15.42 points and 4.8 rebounds and he is second in the league with a 59.6 field-goal percentage. In SEC games, he is shooting 84.4 percent from the free-throw line, which is 11th in the SEC, and 47.2 percent from deep.

» Williams played in his 132nd career game vs. South Carolina Wednesday, which moves him past Bryce Brown (2015-19) for second in program history in games played, two behind Frankie Sullivan's school record of 134 career games from 2009-13. He tied his career high with 11 rebounds against the Crimson Tide on Jan. 24, which he had previously done twice – against Saint Joseph's in 2020 and Texas A&M in 2022.

### Players with multiple games of 7-of-7 from the floor this season

Player	School	Games
Jonathan Mogbo	San Francisco	3
<b>Jaylin Williams</b>	<b>Auburn</b>	<b>2</b>
William Kyle	South Dakota State	2
Devin Tillis	UC Irvine	2

## TIGERS FAST BREAKING

» Auburn matched its season high with 26 fast-break points against Alabama on Feb. 7, a mark the Tigers previously set against LSU on Jan. 13. Auburn is 6-0 this season when the Tigers score at least 20 fast-break points.

## BENCH PRODUCTION

» Auburn is fourth in the country averaging 35.76 bench points per game for the season, which is 43.0 percent of the Tigers' total points. Auburn's bench has outscored its opponent's bench in all but one game this season, including the last 18 contests, and the Tigers are 20-4 when outscoring their opponent in bench points. Auburn has outscored an opponent by at least 20 bench points 10 times this season, including six times in SEC play. The Tigers, who scored a season-best 51 bench points against UNC Asheville, have scored at least 40 bench points in a game eight times this season, including three times in SEC play. The Tigers' previous season high was 49 bench points against Alabama A&M. In its first 12 SEC games, Auburn has outscored its opponents in bench points, 405-173, including 49 bench points against LSU and 46 bench points at Arkansas. On Wednesday, Auburn outscored South Carolina 39-1 in bench points. At least 11 Tigers have scored in a game seven times this season, including four straight games from Dec. 13-30 against UNC Asheville, USC, Alabama State and Chattanooga as well as against South Carolina Wednesday and Alabama A&M on Nov. 21 and against Ole Miss, when 12 players scored for Auburn for the first time since the Chattanooga game on Dec. 30. Ten different players have scored in double figures at least once for Auburn this season.

## WELCOME TO AUBURN'S BLOCK PARTY

» Auburn is the only team that has finished in the top 25 in the country in blocked shots per game in each of the previous seven seasons. No other team has finished in the top 25 in blocks per game in more than five seasons over that stretch. The Tigers, which have blocked a nation's-best 1,440 shots (5.6 bpg) since the start of the 2016-17 season, are tied for sixth nationally averaging 6.0 blocks per game this season. Auburn has recorded five-plus blocked shots in 16 of the last 17 games, including 15 straight games before only registering two blocks at Florida Saturday. The 15-game streak is the Tigers' longest such streak since blocking at least five shots in 17 straight games during the 2021-22 season. Auburn has three games this season with double-digit blocks, including a season-high 12 blocked shots against Alabama on Feb. 7, which is the Tigers' most blocks in an SEC game since they blocked 14 shots against LSU and Texas A&M during the 2021-22 season.

» The Tigers are second in the country with a 10.3 block percentage, according to teamrankings.com.

## MOST SEASONS IN TOP 25 IN BLOCKS PER GAME OVER THE LAST SEVEN SEASONS

### 1. Auburn - 7

- 2T. Connecticut - 5
- 2T. Michigan State - 5
- 2T. Washington - 5
- 5T. Duke - 4
- 5T. Florida State - 4
- 5T. Kentucky - 4
- 5T. Marshall - 4
- 5T. Syracuse - 4
- 5T. USC - 4

## MOST BLOCKS IN DIVISION I SINCE THE START OF 2016-17 SEASON

Team	Blocks
<b>Auburn</b>	<b>1,440</b>
Duke	1,386
Michigan State	1,289
UConn	1,286
Arkansas	1,275

## AUBURN vs. THE TOP 25

» Auburn is 80-224 against AP Top 25 teams all-time including 21-28 against ranked opponents under Bruce Pearl, including 15-6 at Neville Arena. The Tigers have won 17 of their last 29 games against Top 25 opponents. Auburn is 14-2 in their last 16 games against ranked opponents at Neville Arena, including four straight victories.

» The Tigers are 3-0 against ranked opponents at home this season, winning those games by an average of 27.0 points per game, including a 101-61 victory over No. 11 South Wednesday, which is Auburn's largest margin of victory over a ranked opponent all-time, surpassing the ninth-ranked Tigers' 97-66 victory over No. 8 Mississippi State on Jan. 3, 1959, in Auburn, Ala. The 101 points are the fourth-most against a ranked opponent in program history.

## FRESHMAN PHENOM

» Freshman Aden Holloway scored 13 points, including three 3-pointers, and dished out three assists to only one turnover and added one rebound and one steal against LSU on Jan. 13 and followed that up with 10 points, including a pair of 3-pointers, at Vanderbilt on Jan 17. It is the first time Holloway has recorded consecutive games in double figures since doing so in the first three games of the season. Six of his eight games in double figures this season have been against power conference opponents.

» Holloway scored a career-high 24-points against Indiana as he made 5-of-8 from 3-point range against the Hoosiers. He led Auburn with 19 points and six assists in 26 minutes against #20 Baylor in his collegiate debut and then scored 11 points and dished out three assists in Auburn's win over Southeastern Louisiana.

» He has made a 3-pointer in 19 of 25 games this season, including a streak of 11 straight contests, which ended on Jan. 24 at Alabama. Auburn is 17-2 when Holloway makes a 3-pointer. Over his last 21 games, he has totaled 56 assists and just 15 turnovers for a 3.73 assist-to-turnover ratio.

» Against Baylor, he was one point shy of becoming the fourth freshman in program history to score 20 points in a debut. His total of 19 points is tied for fifth among all Division I freshmen in a season opener this season.



### Freshman Starters Under Bruce Pearl

Player	Season	Starts
Jabari Smith	2021-22	34
Mustapha Heron	2016-17	32
Jared Harper	2016-17	30
Isaac Okoro	2019-20	28
JT Thor	2020-21	27
Danjel Purifoy	2016-17	25
Austin Wiley	2016-17	22
Horace Spencer	2015-16	18
<b>Aden Holloway</b>	<b>2023-24</b>	<b>17</b>
Sharife Cooper	2020-21	12
Bryce Brown	2015-16	11
Justin Powell	2020-21	7
TJ Lang	2014-15	6
Allen Flanigan	2019-20	3
Anfernee McLemore	2016-17	1

### Freshman Starts By Season Under Pearl

Season	Starts
2014-15	6
2015-16	29
2016-17	110
2017-18	0
2018-19	0
2019-20	31
2020-21	46
2021-22	34
2022-23	0
<b>2023-24</b>	<b>17</b>

### Most 3-pointers made by a freshman in Auburn History

Player	Season	3PT FGM
1. Jabari Smith	2021-22	79
2. Bryce Brown	2015-16	78
3. Ronnie Battle	1989-90	64
4. Toney Douglas	2004-05	62
5. Danjel Purifoy	2016-17	59
6. Daymeon Fishback	1996-97	57
7. Jared Harper	2016-17	54
8. Scott Pohlman	1997-98	53
9. Mustapha Heron	2016-17	44
10. Tahj Shamsid-Deen	2013-14	43
<b>Aden Holloway</b>	<b>2023-24</b>	<b>43</b>

## WILLIAMS WINNINGEST PLAYER IN PROGRAM HISTORY

» After graduating with a bachelor's degree in kinesiology in May, Jaylin Williams chose to come back for his fifth and final year on The Plains. Last season, he was the team's second-leading scorer (13.0 ppg) and second-leading rebounder (5.0 rpg) in 2022-23.

» With the Tigers' win over Southeastern Louisiana on Nov. 10 at Neville Arena, Williams became the winningest player in program history with 88 career (and now 106) victories to date. He was previously tied with former Tigers Allen Flanagan (2019-23), Anfernee McLemore (2016-20) and Scott Pohlman (1997-2001).

» Entering the season with 107 career games played, he needed to appear in 20 games this season to crack Auburn's career games played list and is now three games (131) behind Frankie Sullivan's record of 134 games played from 2009-13.

## ALL-TIME WINNINGEST AUBURN PLAYERS (minimum 90 career games played)

<b>1. Jaylin Williams (2019-Present)</b>	<b>106</b>
2T. Allen Flanagan (2019-23)	87
2T. Anfernee McLemore (2016-20)	87
2T. Scott Pohlman (1997-01)	87
5T. Doc Robinson (1996-00)	85
5T. Daymeon Fishback (1996-00)	85
5T. Mamadou N'Diaye (1996-00)	85
8. Mack McGadney (1998-02)	83
9. Chuck Person (1982-86)	79
10. Marquis Daniels (1999-03)	76

## DOMINATING NON-CONFERENCE FOES

» Auburn owns an 95-25 (.792) winning record in regular-season games against non-conference opponents under Coach Pearl. The Tigers lead the SEC, with a .853 winning percentage (81-14 record) in regular-season non-conference games over the last seven-plus seasons.

Team	2016-17	2017-18	2018-19	2019-20	2020-21	2021-22	2022-23	2023-24	Total
<b>Auburn</b>	<b>6-2</b>	<b>12-1</b>	<b>11-2</b>	<b>13-0</b>	<b>6-3</b>	<b>12-1</b>	<b>10-3</b>	<b>11-2</b>	<b>81-14 (.853)</b>
Arkansas	11-2	11-2	9-4	12-1	12-3	11-2	11-2	9-4	86-20 (.811)
Miss. State	9-3	12-1	12-1	9-4	10-5	9-4	12-1	11-2	84-21 (.800)
Tennessee	8-5	10-2	12-1	8-5	8-2	9-3	11-2	10-3	76-23 (.768)
LSU	8-4	9-3	10-3	9-4	8-4	12-1	11-2	8-5	75-26 (.743)
Kentucky	10-3	11-2	11-2	10-3	1-7	11-2	9-4	10-3	73-26 (.737)
Georgia	9-4	9-3	9-4	10-3	7-1	5-8	10-3	10-3	69-29 (.704)
Ole Miss	9-4	7-6	10-3	9-4	6-4	9-4	8-5	13-0	71-30 (.703)
Texas A&M	8-4	11-2	7-5	6-6	6-2	11-2	8-5	9-4	66-30 (.688)
Florida	10-3	9-4	8-5	8-5	6-3	10-3	7-6	10-3	68-32 (.680)
Alabama	7-5	9-4	9-4	8-5	10-5	10-3	10-3	8-5	71-34 (.676)
Missouri	5-7	10-3	9-3	8-5	8-2	6-7	12-1	8-5	66-33 (.667)
South Carolina	10-3	9-4	5-8	8-5	2-3	9-3	7-6	12-1	62-33 (.653)
Vanderbilt	7-6	6-7	9-4	8-5	6-3	8-4	7-6	4-8	56-43 (.566)

## Year-by-Year Regular-Season Record vs. Non-Conference Opponents Under Bruce Pearl

2014-15	8-5
2015-16	6-6
2016-17	6-2
2017-18	12-1
2018-19	11-2
2019-20	13-0
2020-21	6-3
2021-22	12-1
2022-23	10-3
2023-24	11-2

## FIVE 1,000-CAREER POINT SCORERS

» Auburn is amongst elite company with five 1,000 point scorers on its roster this season. The NCAA compiles a comprehensive list of teams who have multiple 1,000-point scorers on the roster including those who played at any NCAA institution (Division I, II and III) or at the junior college level.

» St. John's (N.Y.) currently boasts six 1,000 point scorers on its roster, while TCU and Auburn are tied for second most in the country with 5. Conference foe Missouri also has five on its roster, but two players carried over career points from their respective JUCO careers.

» K.D. Johnson (Georgia-Auburn combined) and Jaylin Williams both entered the 1,000 Career Point Club against Alabama State on Dec. 22 and have tabulated 1,105 and 1,194 career points to date. Johni Broome (1,834), Chaney Johnson (1,288) and Denver Jones (1,139) reached that same milestone in their combined Morehead State-Auburn, UAH-Auburn and FIU-Auburn careers respectively.

» Williams became the 39th player in program history to gain entrance into the 1,000-Career Point Club – the first in five years since Bryce Brown (8th, 1,673) and Jared Harper (13th, 1,227) did so during their senior campaigns that ended in the 2019 national semifinals. He needs two points to move into the Top 25.

## 2024 SIGNING CLASS

The Tigers signed two top recruits in the early signing period – five-star Tahaad Pettiford and Jahki Howard.

Rated the No. 2 point guard and No. 21 overall player in the Class of 2024 by 247 Sports, Pettiford played AAU basketball for New Heights Lightning on the EYBL circuit, shooting 33.5 percent from the 3-point line and averaging 13.3 points per game. He burst onto the scene over the summer as one of the best scoring guards in the country.

One of the most athletic players in his class, Howard is a four-star recruit rated No. 85 overall and No. 20 at his position by 247 Sports. Known as the best dunker in high school basketball going viral on social media, he is currently averaging 15.9 points, 5.3 rebounds, 1.4 assists, 1.9 steals and 0.5 blocks per game in the preseason for Overtime Elite.

### Tahaad Pettiford, G, 5-10, 175, Jersey City, N.J. (Hudson Catholic Regional High School)

"Tahaad is a very unique player. He is a gifted scorer with an unlimited range. Instant offense. He has tremendous speed, quickness and athletic jumping ability. Tahaad is a very tough cover and uses that athleticism to be a pest defensively. (Assistant Coach) Ira Bowman did a tremendous job of identifying Tahaad very early on in the recruiting process and developed a close, trusting relationship. Tahaad will have a Pied Piper effect on our program. Guys will want to play with him." – Head Coach Bruce Pearl

### Jahki Howard, F, 6-6, 185, Boston, Mass. (Overtime Elite)

"Jahki is one of the most underrated prospects in the 2024 class. We've been watching and recruiting him since his freshman year – seeing so much growth, maturity and commitment to becoming great. His basketball IQ, his athleticism and his motor make him a great fit for our program." – Head Coach Bruce Pearl

## ON BOARD

» Junior transfer Chaney Johnson pulled down 11 rebounds off the bench against Southeastern Louisiana on Nov. 10. He is the ninth player in Bruce Pearl's 10 seasons at Auburn to grab at least 11 boards in a game as a reserve and the first since Jaylin Williams had 11 rebounds versus Texas A&M on Feb. 12, 2022. For the season, Johnson is tied for fourth on the team averaging 3.6 boards per game.

Date	Player	Opponent	Rebounds
Nov. 14, 2018	Horace Spencer	Mississippi College	17
Nov. 29, 2017	Anfernee McLemore	Dayton	13
Dec. 22, 2015	Cinmeon Bowers	New Mexico	12
Feb. 27, 2016	Tyler Harris	Alabama	12
Nov. 26, 2020	Jaylin Williams	Saint Joesph's	11
March 5, 2016	Cinmeon Bowers	Mississippi State	11
Jan. 31, 2017	Anfernee McLemore	Tennessee	11
Feb. 12, 2022	Jaylin Williams	Texas A&M	11
<b>Nov. 10, 2023</b>	<b>Chaney Johnson</b>	<b>Southeastern Louisiana</b>	<b>11</b>

## NOT NEW KIDS ON THE BLOCK

» Senior center Dylan Cardwell tied a career high with a game-high five blocks against LSU on Jan. 13 and Baylor on Nov. 7, the most blocks by an Auburn player this season next to Johni Broome's 10 at Alabama on Jan. 24. Cardwell previously set his career high against South Florida and George Mason in 2022. He is fourth in the SEC averaging 1.52 blocks per game.

» Auburn is the only SEC team with two of the Top 9 shot blockers in the league. The Tigers matched their season-high of 10 shots in the season opener versus Baylor at Alabama.

» Auburn had recorded five-plus blocked shots in 15 straight games before only registering two blocks at Florida Saturday. It is the Tigers' longest such streak since blocking at least five shots in 17 straight games during the 2021-22 season.

» Johni Broome has blocked a shot in 17 of the last 18 games including 10-straight games from Nov. 29-Jan. 9. That stretch also includes 14 multi-block games during that time. He is second in the SEC averaging 2.39 blocks per game this season.

## ELITE IN THE SEC

» Auburn leads the SEC with a .724 winning percentage and 163 victories over the last six-plus seasons. The Tigers have also won the second-most SEC Championship titles (3) and second-most NCAA Tournament games (7) in that span behind Alabama's four titles and Arkansas' eight NCAA Tournament victories.

Team	2017-18	2018-19	2019-20	2020-21	2021-22	2022-23	2023-24	Total
<b>Auburn</b>	<b>26-8</b>	<b>30-10</b>	<b>25-6</b>	<b>13-14</b>	<b>28-6</b>	<b>21-13</b>	<b>19-5</b>	<b>163-62</b>
Tennessee	26-9	31-6	17-14	18-9	27-8	25-11	17-6	162-63
Kentucky	26-11	30-7	25-6	9-16	28-8	22-12	16-7	157-67
Alabama	20-16	18-16	16-15	26-7	19-14	31-6	17-7	147-81
Arkansas	23-12	18-16	20-12	25-7	28-9	22-14	12-11	148-82
Mississippi State	25-12	23-11	20-11	18-15	18-16	21-13	16-7	141-86
LSU	18-15	28-7	21-10	19-10	22-12	14-19	12-11	134-85
Texas A&M	22-13	14-18	16-14	8-10	27-13	25-10	15-8	127-87
Florida	21-13	20-16	19-12	15-10	20-14	16-17	16-7	127-89
South Carolina	17-16	16-16	18-13	6-15	19-13	11-21	21-3	108-98
Missouri	20-13	15-17	15-16	16-10	12-21	25-10	8-16	111-103
Ole Miss	12-20	20-13	15-17	16-12	13-19	12-21	18-5	106-108
Georgia	18-15	11-21	16-16	14-12	6-26	16-16	14-10	95-116
Vanderbilt	12-20	9-23	11-21	9-16	19-17	22-15	6-17	89-129

## PEARL MOVING UP IN CAREER COACHING WINS AT AUBURN

» Auburn's win over UNC Asheville in Huntsville on Dec. 13 was Bruce Pearl's 900th career game overall and 180th victory at Auburn. After the Tigers beat LSU on Jan. 13, he moved into second on Auburn's all-time career coaching wins list ahead of former head coach Cliff Ellis, who went 186-125 from 1994-95 to 2003-04.

» Pearl is in his 10th season as Auburn's head coach with a 192-114 record on The Plains. In the team's season opener, he surpassed Sonny Smith, who led Auburn to a 173-154 mark in 11 seasons from 1978-89, for third all-time in program history. Joel Eaves leads the way with 213 wins from 1949-63.

COACH	SEASONS	YEARS	RECORD
1. Joel Eaves	14	1949-50 to 1962-63	213-100
<b>2. Bruce Pearl</b>	<b>10</b>	<b>2014-15 to Present</b>	<b>192-114</b>
3. Cliff Ellis	10	1994-95 to 2003-04	186-125
4. Sonny Smith	11	1978-79 to 1988-89	173-154
5. Bill Lynn	10	1963-64 to 1972-73	130-124

## RETURNING PRODUCTION

» Auburn returns 58.1 percent of its minutes, 60.2 percent of its scoring and 61.3 percent of its rebounding from last season. The Tigers return five of their Top 7 scorers – three of the five players, who averaged 20 minutes per game, and three of five players, who recorded at least 100 rebounds last season.

## MR. DOUBLE-DOUBLE

» Junior big man Johni Broome recorded his ninth double-double of the season with 16 points and 11 rebounds versus Vanderbilt, which is tied for the most the SEC with Florida's Tyrese Samuel. It was his third double-double in SEC play after posting 15 points and 12 rebounds at Vanderbilt on Jan. 17 and 25 points and 14 rebounds at Alabama on Jan. 24.

» Broome has recorded 55 career double-doubles (19 of those at Auburn), which is fifth nationally among active NCAA Division I players. His total of nine double-doubles this season is one less than he had all of last season.

» Last Wednesday night, Broome finished with 24 points, seven rebounds, five blocks, two assists and two steals against Alabama. He has had three games of at least 16 points, seven rebounds and five blocks in the last five contests.

### JOHNI BROOME'S CAREER DOUBLE-DOUBLES BY SEASON

2020-21: 13\*

2021-22: 23\*

2022-23: 10

2023-24: 9

\*at Morehead State

### ACTIVE NCAA DIVISION I CAREER DOUBLE-DOUBLE LEADERS

Player	School	Double-Doubles	Games Played
Armando Bacot	North Carolina	78	155
Norchad Omier	Miami (Fla.)	63	111
Enrique Freeman	Akron	62	120
Fardaws Aimaq	California	59	117
<b>Johni Broome</b>	<b>Auburn</b>	<b>55</b>	<b>120</b>
Zach Edey	Purdue	55	122

### 30-point games in the SEC this season

Date	Player	School	Points	Opponent
1/16	Wade Taylor IV	Texas A&M	41	Arkansas
1/16	Dalton Knecht	Tennessee	39	Florida
11/29	Dalton Knecht	Tennessee	37	North Carolina
1/20	Tamar Bates	Missouri	36	Florida
1/13	Dalton Knecht	Tennessee	36	Georgia
2/3	Rob Dillingham	Kentucky	35	Tennessee
1/27	RJ Melendez	Georgia	35	Florida
1/16	Tramon Mark	Arkansas	35	Texas A&M
12/9	Mark Sears	Alabama	35	Purdue
11/24	Wade Taylor IV	Texas A&M	35	Florida Atlantic
1/20	Jabri Abdur-Rahim	Georgia	34	Kentucky
11/24	Tramon Mark	Arkansas	34	North Carolina
12/16	Wade Taylor IV	Texas A&M	34	Houston
12/16	Jordan Wright	LSU	33	Texas
12/30	Keyon Menifield	Arkansas	32	UNCW
1/30	Dalton Knecht	Tennessee	31	South Carolina
1/13	Wade Taylor IV	Texas A&M	31	Kentucky
1/9	Mark Sears	Alabama	31	South Carolina
1/27	Wade Taylor IV	Texas A&M	30	Ole Miss
12/21	Antonio Reeves	Kentucky	30	Louisville
<b>11/29</b>	<b>Johni Broome</b>	<b>Auburn</b>	<b>30</b>	<b>Virginia Tech</b>

### 30-point/10-rebound/3-block games in NCAA Division I this season

Date	Player	School	Points/Rebounds/Blocks	Opponent
1/11	Saint Thomas	Northern Colorado	37/14/3	Montana
2/2	Greg Gordon	Iona	35/12/3	Fairfield
12/1	Zach Edey	Purdue	35/14/3	Northwestern
11/10	Isaiah Cozart	Eastern Kentucky	33/14/4	Wilberforce
1/24	Carlton Liguand	UTSA	31/10/3	Tulane
1/16	PJ Hall	Clemson	31/17/3	Georgia Tech
11/6	Quinten Post	Boston College	31/11/4	Fairfield
11/14	Great Osobor	Utah State	31/10/3	Southern Utah
<b>11/29</b>	<b>Johni Broome</b>	<b>Auburn</b>	<b>30/13/3</b>	<b>Virginia Tech</b>
12/9	Tymu Chenery	Binghamton	31/12/4	Le Moyne
12/19	Jalyn McCreary	Mercer	30/12/3	Queens (N.C.)
1/13	Zach Edey	Purdue	30/20/3	Penn State
1/20	Zach Edey	Purdue	30/18/4	Iowa



# AUBURN CAREER RECORDS LIST

## POINTS

21.	Stan Pietkiewicz (1974-78)	1,265
22.	Frank Tolbert (2004-08)	1,242
23.	Darrell Lockhart (1979-83)	1,236
24.	Wes Flanigan (1993-97)	1,228
<b>25</b>	<b>Jaylin Williams (2019-Present)</b>	<b>1,217</b>
--	<b>K.D. Johnson (2021-Present)</b>	<b>889</b>
--	<b>Johni Broome (2022-Present)</b>	<b>850</b>

Note: Players' stats during Auburn career only.

## BLOCKS

1.	Kyle Davis (2000-04)	360
2.	Mamadou N'diaye (1996-2000)	241
3.	Anfernee McLemore (2016-20)	187
4.	Horace Spencer (2015-19)	170
5.	Walker Kessler (2021-22)	155
5T.	Korvotney Barber (2005-09)	155
7.	Charles Barkley (1981-84)	145
<b>8T.</b>	<b>Dylan Cardwell (2020-Present)</b>	<b>141</b>
8T.	Chris Morris (1984-88)	141
<b>10.</b>	<b>Johni Broome (2022-Present)</b>	<b>137</b>

## STEALS

1T.	Quantez Robertson (2005-09)	210
1T.	DeWayne Reed (2006-10)	210
3.	Marquis Daniels (1999-2003)	208
4.	Frankie Sullivan (2008-13)	190
5.	Chris Morris (1984-88)	189
6.	Bryant Smith (1995-99)	186
7.	Reggie Gallon (1989-93)	177
8.	Gerald White (1983-87)	164
10.	Frank Ford (1983-87)	156
--	<b>K.D. Johnson (2021-Present)</b>	<b>134</b>

Note: Figures not available prior to 1978-79 season.

## DUNKS

1.	Aaron Swinson (1991-94)	175
--	<b>Dylan Cardwell (2020-Present)</b>	<b>99</b>
--	<b>Jaylin Williams (2019-Present)</b>	<b>73</b>



## GAMES PLAYED

1.	Frankie Sullivan (2009-13)	134
<b>2.</b>	<b>Jaylin Williams (2019-Present)</b>	<b>132</b>
3.	Bryce Brown (2018-19)	131
4.	Anfernee McLemore (2016-20)	130
5T.	Scott Pohlman (1997-01)	129
5T.	Frank Ford (1983-87)	129
7T.	Doc Robinson (1996-00)	128
7T.	Mamadou N'diaye (1996-00)	128
7T.	Chris Morris (1984-88)	128
10.	Daymeon Fishback (1996-00)	127
--	<b>Dylan Cardwell (2020-Present)</b>	<b>118</b>
--	<b>Chris Moore (2020-Present)</b>	<b>106</b>

# PLAYER NOTES

0

## K.D. JOHNSON

	GP-GS	PPG	RPG	FG%	FT%
2023-24	25-1	7.5	1.8	.392	.779
Career	108-32	10.3	2.3	.392	.700

## Sr. | G | 6-0 | 190 | Atlanta, Ga. | Georgia

- Averaging 7.5 ppg off the bench. • Leads the team in steals this season (34)
- +40 in just 19 minutes Wednesday against S. Carolina (9 pts, 3 reb, 3 stls)
- Known for his "Many Faces of K.D."

Career Highs	
Pts	27
Reb	8
Ast	7
Stl	5 (2x)
Min	37

1

## ADEN HOLLOWAY

	GP-GS	PPG	RPG	FG%	FT%
2023-24	24-17	8.4	1.5	.307	.761
Career	24-17	8.4	1.5	.307	.761

## Fr. | G | 6-1 | 178 | Charlotte, N.C. | Prolific Prep

- Boasts a team-leading 3.32 assist-to-turnover ratio (73-22).
- Eight double-digit games this season including two in SEC play.
- Auburn's sixth-ever McDonald's High School All-American.

Career Highs	
Pts	24
Reb	5
Ast	6 (3x)
Stl	3
Min	26 (2x)

2

## JAYLIN WILLIAMS

	GP-GS	PPG	RPG	FG%	FT%
2023-24	24-17	8.4	1.5	.307	.761
Career	132-85	9.2	3.9	.511	.766

## Gr. | F | 6-8 | 245 | Nahunta, Ga. | Brantley County HS

- 2 points away from moving into the Top 25 of Auburn's career scoring list.
- In 9 SEC wins - 18.0 ppg, 4.7 reb, .709 FG%, .607 3PT% (17-28)
- Winningest player in program history (107 career wins & counting).

Career Highs	
Pts	26
Reb	11 (3x)
Ast	8
Stl	4
Min	37

3

## TRE DONALDSON

	GP-GS	PPG	RPG	FG%	FT%
2023-24	25-9	7.4	2.6	.507	.893
Career	57-9	4.7	1.9	.465	.750

## So. | G | 6-3 | 210 | Tallahassee, Fla. | Florida St. Univ. School

- Leads the team averaging 3.5 assists per game, including 4.2 apg in last 5 g
- 11.7 points, 4.7 assists and just 3 TOs in last 3 SEC wins
- Started last six games at PG (7.8 ppg, 3.8 apg, 2.7 rpg)

Career Highs	
Pts	15
Reb	7 (3x)
Ast	7
Stl	4
Min	29

4

## JOHNI BROOME

	GP-GS	PPG	RPG	FG%	FT%
2023-24	25-24	16.2	8.4	.554	.581
Career	122-118	15.2	9.1	.550	.604

## Jr. | F/C | 6-10 | 240 | Plant City, Fla. | Morehead State

- Preseason All-SEC First Team selection & John R. Wooden and Naismith POTY Award & COTY Candidate. • 16-game double-digit scoring streak.
- Last 2 home wins: 22.5 points, 4.5 rebounds, 3.5 blocks, 5-of-9 3FGs

Career Highs	
Pts	32
Reb	18 (2x)
Ast	7
Stl	4
Min	37

5

## CHRIS MOORE

	GP-GS	PPG	RPG	FG%	FT%
2023-24	25-25	2.2	1.6	.380	.789
Career	106-41	2.6	1.8	.471	.693

## Sr. | F | 6-6 | 220 | West Memphis, Ark. | West Memphis HS

- One of 2 players to play and start in all 25 games of season next to Jaylin Williams. • Did the little things vs. Alabama including 5 reb, 3 assists & 3 steals.
- Major vocal presence on the team in the locker room and on the floor.

Career Highs	
Pts	16
Reb	7
Ast	5
Stl	3 (3x)
Min	25 (2x)

10

## CHAD BAKER-MAZARA

	GP-GS	PPG	RPG	FG%	FT%
2023-24	24-0	9.4	3.6	.429	.861
Career	70-13	8.1	2.7	.428	.863

## Jr. | G/F | 6-7 | 180 | Santo Domingo, DR | NW Florida State College

- Tallied 13 points going 8-of-11 from FT line in the win over No. 16 Alabama.
- One of the Top 100 JUCO transfers in the country (No. 13).
- Third on the team in scoring (9.4 ppg) and fourth in rebounding (3.6 rpg).

Career Highs	
Pts	23
Reb	9
Ast	6
Stl	5
Min	34

12

## DENVER JONES

	GP-GS	PPG	RPG	FG%	FT%
2023-24	25-23	7.7	1.8	.397	.906
Career	84-58	13.6	3.2	.432	.874

## Jr. | G | 6-4 | 205 | New Market, Ala. | FIU

- Last 5 games (all starts): 10.2 ppg, .485 FG%, .412 3FG%
- Ranked No. 25 nationally last season averaging 20.1 points per game at FIU.
- 2023 All-Conference USA First Team. • Rated No. 26 transfer in the country.

Career Highs	
Pts	30
Reb	13
Ast	6 (3x)
Stl	4 (6x)
Min	47

20

## CARTER SOBERA

	GP-GS	PPG	RPG	FG%	FT%
2023-24	12-0	0.0	0.4	.000	.000
Career	19-0	0.2	0.5	.333	.333

## Sr. | G | 6-5 | 210 | Birmingham, Ala. | Mountain Brook HS

- Awarded scholarship spot after the team's win over LSU on Jan. 13.
- Two-Time SEC Academic Honor Roll and NABC Honors Court student.
- Former walk-on who played HS basketball with teammate Lior Berman.

Career Highs	
Pts	3
Reb	2 (2x)
Ast	1
Stl	1
Min	2 (3x)

23

## ADDARIN SCOTT

	GP-GS	PPG	RPG	FG%	FT%
2023-24	13-0	0.5	0.4	1.000	1.000
Career	13-0	0.5	0.4	1.000	1.000

## Jr. | F | 6-9 | 207 | Dallas, Texas | Navarro College

- Goes by the nickname, AD. • One of the Top 100 JUCO transfers in the country (No. 54). • Has played in 13 games this season as a reserve.
- Made his first career NCAA Division I dunk versus Vanderbilt on Jan. 31.

Career Highs	
Pts	2 (3x)
Reb	2 (2x)
Ast	1
Stl	1
Min	2 (3x)

24

## LIOR BERMAN

	GP-GS	PPG	RPG	FG%	FT%
2023-24	24-0	1.4	1.1	.357	.667
Career	82-0	1.7	0.9	.385	.636

## Gr. | G | 6-4 | 210 | Birmingham, Ala. | Mountain Brook HS

- Played the last four years and worked his way up from walk-on to consistently being in the rotation. • Has come off bench in 24 games this year.
- Graduated summa cum laude w/ a bachelor's degree in industrial design.

Career Highs	
Pts	8 (4x)
Reb	4 (2x)
Ast	1 (14x)
Stl	1 (14x)
Min	19

31

## CHANEY JOHNSON

	GP-GS	PPG	RPG	FG%	FT%
2023-24	25-0	4.0	3.5	.482	.750
Career	112-66	11.6	4.8	.535	.742

## Jr. | F | 6-7 | 220 | Alabaster, Ala. | Alabama-Huntsville

- Has played in all 25 games of the season avg. 14.5 minutes off the bench.
- One of the top NCAA Division II players in the country. • Named Gulf South Conference POTY in 2022-23. • One of the most athletic players on team.

Career Highs	
Pts	35
Reb	12 (2x)
Ast	6
Stl	4
Min	38

44

## DYLAN CARDWELL

	GP-GS	PPG	RPG	FG%	FT%
2023-24	25-1	5.1	3.8	.685	.683
Career	118-2	3.8	3.5	.707	.545

## Sr. | C | 6-11 | 255 | Augusta, Ga. | McEachern HS

- Graduated magna cum laude from AU's Harbert College of Business.
- 4th in the league in blocked shots per game (1.6) with 39 this season.
- Interned this summer with Athletes for Israel and was the team host for Kansas State and Arizona on both teams' foreign tour to Israel and UAE.
- With teammate Johni Broome, one of the most formidable front-court duos in the SEC and in the country - a complete unit.

Career Highs	
Pts	12 (2x)
Reb	10
Ast	5
Stl	4
Min	29

# TV/RADIO ROSTER CHART



**K.D. JOHNSON**  
G • 6-0 • 190 • Sr.  
Atlanta, Ga.



**ADEN HOLLOWAY**  
G • 6-1 • 178 • Fr.  
Charlotte, N.C.



**JAYLIN WILLIAMS**  
F • 6-8 • 245 • Gr.  
Nahunta, Ga.



**TRE DONALDSON**  
G • 6-3 • 200 • So.  
Tallahassee, Fla.



**JOHNI BROOME**  
F/C • 6-10 • 240 • Jr.  
Plant City, Fla.




**CHRIS MOORE**  
F • 6-6 • 220 • Sr.  
West Memphis, Ark.




**CHAD BAKER-MAZARA**  
G/F • 6-7 • 180 • Jr.  
Santo Domingo, D.R.



**DENVER JONES**  
G • 6-4 • 205 • Jr.  
New Market, Ala.



**CJ WILLIAMS**  
G • 6-2 • 175 • So.  
Fayetteville, Ark.



**PRESLEY PATTERSON**  
G • 5-11 • 180 • So.  
Knoxville, Tenn.



**CARTER SOBERA**  
G • 6-5 • 210 • Sr.  
Birmingham, Ala.



**BLAKE MUSCHALEK**  
G • 6-3 • 178 • Fr.  
Dallas, Texas



**REED TRAPP**  
G • 6-6 • 188 • So.  
Muscle Shoals, Ala.



**ADDARIN SCOTT**  
F • 6-9 • 207 • Jr.  
Dallas, Texas



**LIOR BERMAN**  
G • 6-4 • 210 • Gr.  
Birmingham, Ala.



**CHANAY JOHNSON**  
F • 6-7 • 220 • Jr.  
Alabaster, Ala.



**LUCAS CLANTON**  
G • 6-1 • 175 • Fr.  
Shelbyville, Tenn.



**HASTON ALEXANDER**  
C • 6-10 • 255 • So.  
Tuscumbia, Ala.



**DYLAN CARDWELL**  
C • 6-11 • 255 • Sr.  
Augusta, Ga.



**JALEN HARPER**  
G • 6-2 • 165 • Gr.  
Mableton, Ga.

No.	Name	Pos.	Ht.	Wt.	Cl.	Hometown (Last School)
0	K.D. Johnson	G	6-0	190	Sr.	Atlanta, Ga. (Georgia)
1	Aden Holloway	G	6-1	178	Fr.	Charlotte, N.C. (Prolific Prep)
2	Jaylin Williams	F	6-8	245	Gr.	Nahunta, Ga. (Brantley County HS)
3	Tre Donaldson	G	6-3	200	So.	Tallahassee, Fla. (Florida State Univ. School)
4	Johni Broome	F	6-10	240	Jr.	Plant City, Fla. (Morehead State)
5	Chris Moore	F	6-6	220	Sr.	West Memphis, Ark. (West Memphis HS)
10	Chad Baker-Mazara	G/F	6-7	180	Jr.	Santo Domingo, Dominican Republic (NW Florida State)
12	Denver Jones	G	6-4	205	Jr.	New Market, Ala. (FIU)
13	CJ Williams	G	6-2	175	So.	Fayetteville, Ark. (Fayetteville HS)
14	Presley Patterson	G	5-11	180	So.	Knoxville, Tenn. (Knoxville Catholic HS)
20	Carter Sobera	G	6-5	210	Sr.	Birmingham, Ala. (Mountain Brook HS)
21	Blake Muschalek	G	6-3	178	Fr.	Dallas, Texas (Trinity Christian Academy)
22	Reed Trapp	G	6-6	188	So.	Muscle Shoals, Ala. (Birmingham-Southern College)
23	Addarin Scott	F	6-9	207	Jr.	Dallas, Texas (Navarro College)
24	Lior Berman	G	6-4	210	Gr.	Birmingham, Ala. (Mountain Brook HS)
31	Chaney Johnson	F	6-7	220	Jr.	Alabaster, Ala. (UAH)
33	Lucas Clanton	G	6-1	175	Fr.	Shelbyville, Tenn. (Cascade HS)
42	Haston Alexander	C	6-10	255	So.	Tuscumbia, Ala. (Covenant Christian School)
44	Dylan Cardwell	C	6-11	255	Sr.	Augusta, Ga. (McEachern HS)
55	Jalen Harper	G	6-2	165	Gr.	Mableton, Ga. (Shelton State CC)

**Head Coach:** Bruce Pearl (Boston College '82) – 10th Season

**Associate Head Coach:** Steven Pearl (Tennessee '10) – 10th Season

**Assistant Coach:** Ira Bowman (Penn '96) – Sixth Season

**Assistant Coach:** Corey Williams (Oklahoma State '02) – First Season

**Assistant Coach:** Chad Prewett (Troy State '94) – 10th Season

**Assistant Coach/Offensive Coordinator:** Mike Burgomaster (Miami '16) – Eighth Season

**Director of Player Development:** Marquis Daniels (Auburn '03) – Sixth Season

**Director of Scouting and Recruiting:** Ian Borders (Louisville '07) – Sixth Season

**Director of Sports Performance:** Damon Davis (Western Illinois '03) – 15th Season

**Senior Athletic Trainer:** Clark Pearson (Kentucky '96) – 15th Season

**Executive Assistant to the Head Coach:** Bridget Graba – 13th Season

**Director of Operations:** Maddux Jeffreys (Auburn '20) – Second Season

**Director of Creative Content:** Steven Leonard (Indiana '17) – Second Season

**Chaplain:** Jeremy Napier (West Virginia State '07) – Second Season

**Graduate Assistant:** Geoff Gray (Emerson College '19) – Second Season

**Graduate Assistant:** Bryant Smith – Second Season

## PRONUNCIATION GUIDE

HASTON Alexander	HAY-stun
Chad Baker-MAZARA	MUH-ZARR-UH (like car)
LIOR Berman	LEE-oar
JOHNI Broome	JUH-nye (like dye)
ADEN Holloway	AY-den
Blake MUSCHALEK	MOO-SHUH-lek
ADDARIN Scott	UH-Dare-IN
JAYLIN Williams	JAY-lyn

## WEEKLY SCHEDULE

SUNDAY February 11	MONDAY February 12	TUESDAY February 13	WEDNESDAY February 14	THURSDAY February 15	FRIDAY February 16	SATURDAY February 17
OFF	Practice at 2:30 p.m. (main floor)	BP Weekly Press Conference at 2:30 p.m. Practice at 3:30 p.m. (main)	Game Day vs. South Carolina 7:30 p.m. CT (Neville Arena)	Practice at 3:30 p.m. (practice gym)	BP Weekly Press Conference at 1:30 p.m. Practice at 2:30 p.m. (main)	Game Day vs. Kentucky 5 p.m. CT (Neville Arena)

# HEAD COACH BRUCE PEARL



Auburn Head Coach Bruce Pearl is in his 10th season on The Plains.

He has guided the Tigers to 193 wins in 10 seasons, the program's first-ever No. 1 ranking in both national polls and a memorable run to the NCAA Final Four in 2019.

The three-time SEC Coach of the Year's accomplishments also include two Southeastern Conference regular-

season championships, one SEC Tournament championship and four NCAA Tournament berths with the Tigers.

Pearl currently ranks No. 13 among active NCAA Division I coaches in career wins (654) and No. 8 all-time among winningest SEC coaches with 337 career victories at Auburn and Tennessee combined.

During the 2022-23 season, the Tigers continued to make history finishing the season with a 21-13 overall record – the 11th-most wins in program history. Auburn has now turned in 20-win seasons in five of the last six years and is the second-winningest program in the SEC in that span.

Auburn was ranked a program-best 32-consecutive weeks in The Associated Press Top 25 Poll and as high as No. 11 in the country during the season. It was one of 10 schools to be ranked in the AP Top 25 throughout the 2022 calendar year.

For the third-consecutive school year, the Tigers achieved a team GPA of 3.0 or higher and received the NABC Academic Excellence Award under Pearl.

Six Tigers have been drafted into the NBA and developed by Pearl and his coaching staff including All-Americans Jabari Smith (No. 3 overall in 2022) and Walker Kessler selected (No. 22 overall in 2022). Both are currently playing in the league along with Chuma Okeke (No. 16 overall in 2019), Isaac Okoro (No. 5 overall in 2020), JT Thor (No. 37 overall in 2021) and Sharife Cooper (No. 48 overall in 2021).

Pearl's teams have been just as successful off the court as Auburn has had 39 graduates since 2014 – the most in the SEC.

In 29 seasons as a head coach, he has guided his teams to the NCAA Tournament 21 times and a 655-261 (.715) winning record.

Pearl is the only head coach (football or men's basketball) in SEC history to lead two programs to a No. 1 national ranking (Auburn in 2022 and UT in 2008). Additionally, he is just one of three head coaches to take four programs (three at the Division I level) to the Sweet 16, joining Lon Kruger and Eddie Sutton.

Through the Bruce Pearl Family Foundation, he and his wife, Brandy, remain committed to giving back to those in Alabama, providing support to children and families facing challenging and life-altering illnesses through Children's Harbor.

In 2015-16, Pearl started AURLIVE at Auburn to benefit patients in the state of Alabama in the fight against cancer. AURLIVE also raises the awareness of cancer prevention and detection.

A native of Boston, Mass., Pearl graduated cum laude from Boston College in 1982 with a bachelor's degree in business administration. He is the proud father of four children, Jacqui, Steven, Leah and Michael, and enjoys spending time with his grandchildren.

## CAREER HONORS

- Three-Time SEC Coach of the Year (2006, 2008 and 2022)
- Three-Time Horizon League Coach of the Year (2002, 2003 and 2005)
- Two-Time GLVC Coach of the Year (1993 and 1994)
- 2019 NCAA Final Four appearance
- 2009 Maccabi Games Gold Medalist (Team USA)
- 2008 Adolph Rupp Cup Award recipient
- 2006 Sporting News Coach of the Year
- 1995 NABC Division II Coach of the Year
- 1995 NCAA Division II National Championship

HEAD COACHING RECORD			
Year	School	Record	Postseason
1992-93	Southern Indiana	22-7	NCAA Region 3rd Place
1993-94	Southern Indiana	28-4	NCAA Runner-Up
1994-95	Southern Indiana	29-4	NCAA Champions
1995-96	Southern Indiana	25-4	NCAA Sweet 16
1996-97	Southern Indiana	23-5	NCAA First Round
1997-98	Southern Indiana	27-6	NCAA Sweet 16
1998-99	Southern Indiana	26-6	NCAA Sweet 16
1999-00	Southern Indiana	25-6	NCAA Sweet 16
2000-01	Southern Indiana	26-4	NCAA First Round
<b>Total</b>		<b>231-46</b>	
2001-02	Milwaukee	16-13	-
2002-03	Milwaukee	24-8	NCAA First Round
2003-04	Milwaukee	20-11	NIT First Round
2004-05	Milwaukee	26-6	NCAA Sweet 16
<b>Total</b>		<b>86-38</b>	
2005-06	Tennessee	22-8	NCAA Second Round
2006-07	Tennessee	24-11	NCAA Sweet 16
2007-08	Tennessee	31-5	NCAA Sweet 16
2008-09	Tennessee	21-13	NCAA First Round
2009-10	Tennessee	28-9	NCAA Elite Eight
2010-11	Tennessee	19-15	-
<b>Total</b>		<b>145-61</b>	
2014-15	Auburn	15-20	-
2015-16	Auburn	11-20	-
2016-17	Auburn	6-14 #	-
2017-18	Auburn	26-8	NCAA Second Round
2018-19	Auburn	30-10	NCAA Final Four
2019-20	Auburn	25-6	(Canceled)
2020-21	Auburn	13-14	
2021-22	Auburn	26-6 %	NCAA Second Round
2022-23	Auburn	21-13	NCAA Second Round
2023-24	Auburn	19-5	
<b>Total</b>		<b>193-116</b>	
<b>Career</b>		<b>655-261 (.715)</b>	

# Denotes vacated games by the NCAA during the 2016-17 season  
 % Two wins credited to assistant coaches/then-acting head coaches Wes Flanigan and Steven Pearl during the 2021-22 season

# TOP PERFORMANCES UNDER PEARL AT AUBURN

## MOST POINTS TEAM

- 119, vs. Northwestern State (Nov. 27, 2015)  
119, vs. Winthrop (Nov. 24, 2017)
- 117, vs. Coastal Carolina (Dec. 15, 2016)
- 116, vs. CSUN (Nov. 15, 2019)
- 109, vs. UConn (Nov. 24, 2021)
- 109, at South Carolina (Jan. 23, 2021)

## MOST POINTS INDIVIDUAL

- 34, Bryce Brown vs. Dayton (Dec. 8, 2018)
- 33, Samir Doughty vs. CSUN (Nov. 15, 2019)
- 32, Samir Doughty at Tennessee (Mar. 7, 2020)
- 31, Jabari Smith vs. Vanderbilt (Feb. 16, 2022)
- 31, Bryce Brown vs. Norfolk State (Nov. 10, 2017)
- 31, Mustapha Heron vs. Winthrop (Nov. 24, 2017)
- 31, Jared Harper at UAB (Dec. 15, 2018)
- 30, Johni Broome vs. Virginia Tech (Nov. 29, 2023)**

## MOST REBOUNDS TEAM

- 66, vs. Mississippi College (Nov. 14, 2018)
- 60, at Arkansas [OT] (Feb. 8, 2022)
- 60, vs. Alabama (Feb. 12, 2020)
- 56, vs. Saint Joseph's (Nov. 26, 2020)
- 53, vs. Winthrop (Nov. 15, 2022)

## MOST REBOUNDS INDIVIDUAL

- 19, Walker Kessler at Arkansas [OT] (Feb. 8, 2022)
- 19, Cinmeon Bowers at Middle Tennessee (Dec. 12, 2015)
- 18, Johni Broome vs. Georgia (Feb. 1, 2023)
- 18, Cinmeon Bowers vs. Alabama (Jan. 19, 2016)
- 18, Cinmeon Bowers vs. Ole Miss (Feb. 20, 2016)
- 17, Cinmeon Bowers vs. Milwaukee (Nov. 14, 2014)
- 17, Cinmeon Bowers vs. Winthrop (Dec. 17, 2014)
- 17, Cinmeon Bowers vs. Mississippi State (Jan. 21, 2015)
- 17, Horace Spencer vs. Mississippi College (Nov. 14, 2018)
- 17, Austin Wiley vs. Alabama (Feb. 12, 2020)

## MOST 3-POINTERS TEAM

- 22, vs. South Alabama (Dec. 4, 2020)
- 21, vs. Coastal Carolina (Dec. 15, 2016)
- 18, vs. South Alabama (Nov. 6, 2018)
- 18, vs. LSU (Feb. 8, 2020)
- 17, vs. Northwestern State (Nov. 27, 2015)
- 17, vs. Vanderbilt (Feb. 3, 2018)
- 17, vs. Arkansas (Feb. 20, 2019)
- 17, vs. North Carolina (Mar. 29, 2019)
- 17, vs. CSUN (Nov. 15, 2019)

## MOST 3-POINTERS INDIVIDUAL

- 9, Bryce Brown at Arkansas (Feb. 17, 2016)
- 8, Kareem Canty at Middle Tennessee (Dec. 12, 2015)
- 8, Bryce Brown vs. South Carolina (Mar. 3, 2018)
- 8, Samir Doughty at Tennessee (Mar. 7, 2020)
- 7, Jabari Smith vs. Vanderbilt (Feb. 16, 2022)
- 7, KT Harrell vs. Coastal Carolina (Dec. 5, 2014)
- 7, Bryce Brown at Ole Miss (Jan. 9, 2019)
- 7, Bryce Brown vs. Kansas (Mar. 23, 2019)
- 7, Justin Powell vs. South Alabama (Dec. 4, 2020)

## MOST FT MADE TEAM

- 40, vs. Alabama (Feb. 7, 2024)**
- 36, vs. Missouri (Jan. 26, 2021)
- 33, vs. UConn (Nov. 24, 2021)
- 33, vs. Kentucky (Feb. 1, 2020)
- 31, vs. Arkansas (Feb. 10, 2015)
- 31, at Arkansas - Feb. 27, 2018)

## MOST FT MADE INDIVIDUAL

- 18, Sharife Cooper vs. Missouri (Jan. 26, 2021)
- 15, KT Harrell vs. Georgia (Mar. 3, 2015)
- 15, Jared Harper at UAB (Dec. 15, 2018)
- 14, Jared Harper vs. Ole Miss (Jan. 7, 2017)
- 14, Samir Doughty vs. Kentucky (Feb. 1, 2020)
- 12, Jabari Smith vs. UConn (Nov. 24, 2001)
- 12, Desean Murray vs. Ole Miss (Jan. 9, 2018)
- 12, Jared Harper vs. South Carolina (Mar. 15, 2019)

## MOST FT ATTEMPTED TEAM

- 50, vs. Alabama (Feb. 7, 2024)**
- 46, at Missouri (Feb. 15, 2020)
- 44, vs. Kentucky (Feb. 1, 2020)
- 44, vs. Missouri (Jan. 26, 2021)
- 43, vs. Saint Joseph's (Nov. 26, 2020)

## MOST FT ATTEMPTED INDIVIDUAL

- 21, Sharife Cooper vs. Missouri (Jan. 26, 2021)
- 18, Cinmeon Bowers vs. Missouri (Jan. 10, 2015)
- 18, KT Harrell vs. LSU (Mar. 13, 2015)
- 18, Austin Wiley vs. Alabama (Jan. 21, 2017)
- 17, Jared Harper vs. Ole Miss (Jan. 7, 2017)
- 16, Johni Broome vs. Houston (March 18, 2023)
- 16, K.D. Johnson vs. UConn (Nov. 24, 2021)
- 16, Cinmeon Bowers vs. LSU (Feb. 2, 2016)
- 16, Jared Harper at UAB (Dec. 15, 2018)

## MOST ASSISTS TEAM

- 27, vs. CSUN (Nov. 15, 2019)
- 26, vs. Nebraska (Dec. 11, 2021)
- 25, at Ole Miss (Feb. 3, 2024)**
- 25, vs. Indiana (Dec. 9, 2023)**
- 25, vs. Saint Peter's (Nov. 28, 2018)
- 24, vs. South Alabama (Nov. 6, 2018)
- 24, vs. South Alabama (Dec. 4, 2020)

## MOST ASSISTS INDIVIDUAL

- 16, J'Von McCormick vs. CSUN (Nov. 15, 2019)
- 14, Jared Harper vs. Vanderbilt (Feb. 3, 2018)
- 13, Jared Harper vs. South Alabama (Nov. 6, 2018)
- 13, Jared Harper vs. North Carolina (Mar. 29, 2019)
- 12, Wendell Green Jr. at South Carolina (Jan. 21, 2023)

## MOST STEALS TEAM

- 20, vs. North Florida (Dec. 29, 2018)
- 18, vs. Tennessee (Feb. 22, 2020)
- 16, vs. Nebraska (Dec. 11, 2021)
- 16, vs. Saint Peter's (Nov. 28, 2018)
- 15 vs. LSU (Jan. 13, 2024)**

## MOST STEALS INDIVIDUAL

- 5, Chad Baker-Mazara vs. LSU (Jan. 13, 2024)**
- 5, Wendell Green Jr. at Mississippi State (March 2, 2022)
- 5, Walker Kessler vs. Nebraska (Dec. 11, 2021)
- 5, Zep Jasper vs. Nebraska (Dec. 11, 2021)
- 5, K.D. Johnson vs. Syracuse (Nov. 26, 2021)
- 5, K.D. Johnson vs. UConn (Nov. 24, 2021)
- 5, K.C. Ross-Miller vs. Oregon State (Nov. 26, 2014)
- 5, K.C. Ross-Miller vs. Middle Tennessee (Dec. 29, 2014)
- 5, Antoine Mason at LSU (Feb. 5, 2015)
- 5, Malik Dunbar vs. UNC Asheville (Dec. 4, 2018)
- 5, Chuma Okeke vs. Murray State (Dec. 22, 2018)
- 5, Chuma Okeke vs. North Florida (Dec. 29, 2018)
- 5, J'Von McCormick vs. Tennessee (Feb. 22, 2020)

## MOST BLOCKS TEAM

- 14, vs. Texas A&M (Feb. 12, 2022)
- 14, vs. Yale (Dec. 4, 2021)
- 14, vs. LSU (Dec. 29, 2021)
- 14, at Georgia (Jan. 13, 2021)
- 14, vs. Missouri (Jan. 26, 2021)

## MOST BLOCKS INDIVIDUAL

- 12, Walker Kessler vs. Texas A&M (Feb. 12, 2022)
- 11, Walker Kessler vs. LSU (Dec. 29, 2021)
- 9, Walker Kessler vs. Jacksonville State (Mar. 18, 2022)
- 8, Johni Broome vs. Saint Louis (Nov. 27, 2022)
- 8, Walker Kessler vs. Ole Miss (Feb. 23, 2022)
- 8, Walker Kessler vs. Alabama (Feb. 1, 2022)

ASSOCIATED PRESS POLL

RK	TEAM	RECORD	PTS
1	UConn (45)	22-2	1509
2	Purdue (16)	22-2	1480
3	Houston	21-3	1386
4	Marquette	18-5	1273
5	Arizona	19-5	1241
6	Kansas	19-5	1227
7	North Carolina	19-5	1216
8	Tennessee	17-6	1033
9	Duke	18-5	1025
10	Iowa State	18-5	969
11	South Carolina	21-3	921
12	Baylor	17-6	811
<b>13</b>	<b>Auburn</b>	<b>19-5</b>	<b>799</b>
14	Illinois	17-6	728
15	Alabama	17-7	618
16	Dayton	19-4	425
17	Creighton	17-7	410
18	Saint Mary's	20-6	296
19	BYU	17-6	294
20	Wisconsin	16-8	249
21	Virginia	19-5	218
22	Kentucky	16-7	217
23	Indiana State	22-3	209
24	Florida Atlantic	19-5	206
25	Oklahoma	18-6	178

**Others receiving votes:** Utah State 160, Colorado State 145, Texas Tech 111, San Diego State 84, Washington State 82, Nevada 57, Clemson 57, Gonzaga 50, New Mexico 27, Florida 19, Michigan State 17, Texas A&M 16, Grand Canyon 13, Ole Miss 12, TCU 10, Texas 9, Memphis 8, South Florida 7, Northwestern 2, UNC Wilmington 1

COACHES POLL

RK	TEAM	RECORD	PTS
1	UConn (24)	22-2	792
2	Purdue (8)	22-2	776
3	Houston	21-3	722
4	Marquette	18-5	647
5	North Carolina	19-5	643
6	Arizona	19-5	642
7	Kansas	19-5	635
8	Duke	18-5	529
9	Tennessee	17-6	524
10	Iowa State	18-5	510
11	South Carolina	21-3	475
<b>12</b>	<b>Auburn</b>	<b>19-5</b>	<b>421</b>
13	Baylor	17-6	402
14	Illinois	17-6	356
15	Alabama	17-7	337
16	Creighton	17-7	242
17	BYU	17-6	202
18	Dayton	19-4	195
19	Saint Mary's	20-6	185
20	Kentucky	16-7	136
21	Wisconsin	16-8	117
22	Oklahoma	18-6	117
23	Virginia	19-5	109
24	Indiana State	22-3	106
25	Colorado State	19-5	96

**Others receiving votes:** Utah State 94, Texas Tech 89, Florida Atlantic 63, Clemson 38, Gonzaga 35, San Diego State 34, Nevada 27, TCU 20, Washington State 18, Grand Canyon 13, Texas A&M 9, New Mexico 8, Florida 8, Northwestern 6, South Florida 5, VCU 4, Wake Forest 4, Michigan State 4, James Madison 3, Appalachian State 1, Richmond 1

LAST TIME TEAM

**Defeated a ranked team at home** \_\_\_\_\_ **vs. #11 South Carolina (2/14/24)**  
 Defeated a ranked team on the road \_\_\_\_\_ at #24 Alabama (1/11/22)  
 Defeated a ranked team at a neutral site \_\_\_\_\_ vs. #7 Kentucky (3/31/19)  
 Defeated a top-10 team at home \_\_\_\_\_ vs. #5 Tennessee (3/9/19)  
 Defeated a top-10 team on the road \_\_\_\_\_ at #8 Arkansas (1/23/93)  
 Defeated a top-10 team at a neutral site \_\_\_\_\_ vs. #7 Kentucky (3/31/19)  
 Won in overtime \_\_\_\_\_ at Mississippi State, 81-68 (OT) (3/2/22)  
 Lost in overtime \_\_\_\_\_ at #2 Alabama, 90-85 (OT) (3/1/23)  
 Won in double overtime \_\_\_\_\_ at Ole Miss, 83-82 (2OT) (1/28/20)  
 Lost in double overtime \_\_\_\_\_ vs. #22 UConn, 115-109 (2OT) (11/24/21)  
 Played back-to-back overtime games \_\_\_\_\_ at Arkansas, W 79-76 (OT) (2/5/20)  
 \_\_\_\_\_ vs. LSU, W 91-90 (OT) (2/8/20)  
 \_\_\_\_\_ vs. Alabama, W 95-91 (OT) (2/12/20)  
 Played in three-straight overtime games \_\_\_\_\_ at Arkansas, W 79-76 (OT) (2/5/20)  
 \_\_\_\_\_ vs. LSU, W 91-90 (OT) (2/8/20)  
 \_\_\_\_\_ vs. Alabama, W 95-91 (OT) (2/12/20)  
 Played at least three overtimes \_\_\_\_\_ vs. Georgia (SECT) (4OT) (3/1/79)  
**Shot 70% for a half** \_\_\_\_\_ **73.3% (22-30) at Ole Miss (2nd) (2/3/24)**  
**Shot 70% for a half (SEC)** \_\_\_\_\_ **73.3% (22-30) at Ole Miss (2nd) (2/3/24)**  
**Shot 60% for a game** \_\_\_\_\_ **61.0% (36-59) vs. #11 South Carolina (2/14/24)**  
**Shot 60% for a game (SEC)** \_\_\_\_\_ **61.0% (36-59) vs. #11 South Carolina (2/14/24)**  
 Shot less than 30% for game \_\_\_\_\_ 23.6% (13-55) at Tennessee (2/4/23)  
 Shot 100% from the FT line \_\_\_\_\_ 100% (6-6) vs. Long Beach State (12/23/11)  
**Shot 60% from 3-point line** \_\_\_\_\_ **60.0% (12-20) vs. #11 South Carolina (2/14/24)**  
**Shot less than 30% in half** \_\_\_\_\_ **28.6% (8-28) vs. #16 Alabama (2/7/24)**  
 Shot less than 20% in half \_\_\_\_\_ 16.7% (4-24) vs. #2 Houston (2nd) (3/18/23)  
 Shot less than 10% in a half \_\_\_\_\_ 8.3% (2-24) vs. LSU (1st) (1/8/11)  
**Attempted 50 free throws** \_\_\_\_\_ **50 vs. #16 Alabama (2/7/24)**  
 Attempted 40 free throws \_\_\_\_\_ 41 vs. #22 UConn (11/24/21)  
 Attempted 30 free throws in half \_\_\_\_\_ 30 vs. #12 Missouri (2nd) (1/26/21)  
**Made 40 free throws** \_\_\_\_\_ **40 vs. #16 Alabama (2/7/24) \*new school record\***  
 Made 30 free throws \_\_\_\_\_ 33 vs. #22 UConn (11/24/21)  
**Made 30 free throws (SEC)** \_\_\_\_\_ **40 vs. #16 Alabama (2/7/24) \*new school record\***  
**Made at least 10 3-point field goals** \_\_\_\_\_ **12 vs. #11 South Carolina (2/14/24)**  
 Made at least 15 3-point field goals \_\_\_\_\_ 15 vs. Arkansas (12/30/20)  
 Failed to make 3-point field goal \_\_\_\_\_ vs. Kentucky (0-15) (1/19/13)  
 Had at least 60 rebounds \_\_\_\_\_ 60 at Arkansas [OT] (2/8/22)  
 Had at least 50 rebounds \_\_\_\_\_ 53 vs. Winthrop (11/15/22)  
 Had less than 20 rebounds \_\_\_\_\_ 19 vs. Arkansas (3/9/23)  
**Had at least 25 assists** \_\_\_\_\_ **25 at Ole Miss (2/3/24)**  
**Had at least 20 assists** \_\_\_\_\_ **22 vs. #11 South Carolina (2/14/24)**  
**Had at least 15 steals** \_\_\_\_\_ **15 vs. LSU (1/13/24)**  
**Had at least 10 blocks** \_\_\_\_\_ **12 vs. #16 Alabama (2/7/24)**  
 Had at least 15 blocks \_\_\_\_\_ 17 vs. Nicholls State (11/25/11)  
 Failed to make a blocked shot \_\_\_\_\_ 0 at #2 Alabama (3/1/23)  
 Had at least 25 lead changes \_\_\_\_\_ 27 at Arkansas (1/16/13)  
**Scored 50 points in a half** \_\_\_\_\_ **50, 51 vs. #11 South Carolina (1st, 2nd) (2/14/24)**  
**Scored 50 points in a half (SEC)** \_\_\_\_\_ **50, 51 vs. #11 South Carolina (1st, 2nd) (2/14/24)**  
 Scored 60 points in a half \_\_\_\_\_ 66 vs. CSUN (1st) (11/15/19)  
 Scored 60 points in a half (SEC) \_\_\_\_\_ 64 at Tennessee (2nd) (2/15/06)  
 Scored 70 points in a half \_\_\_\_\_ 72 vs. Northwestern State (2nd) (11/27/15)  
**Scored 100 points** \_\_\_\_\_ **vs. #11 South Carolina (2/14/24)**  
**Scored 100 points (SEC)** \_\_\_\_\_ **vs. #11 South Carolina (2/14/24)**  
 Scored under 20 points in 1st half \_\_\_\_\_ 19 at Tennessee (2/4/23),  
 \_\_\_\_\_ vs. Northwestern (11/23/22), vs. Clemson (3/18/18)  
 Scored under 20 points in 2nd half \_\_\_\_\_ 14 vs. Tulsa (11/24/14)  
 Scored under 10 points in a half \_\_\_\_\_ 6 vs. LSU (1st) (1/8/11)  
 Scored 35 or under points in a game \_\_\_\_\_ 35 vs. Tulsa (11/24/14)  
 Scored under 50 points in game \_\_\_\_\_ 43 at Tennessee (2/4/23),  
 \_\_\_\_\_ vs. Northwestern (11/23/22)  
 Scored under 50 points in game (SEC) \_\_\_\_\_ 43 at Tennessee (2/4/23)

# LAST TIME INDIVIDUAL

Scored at least 30 points	<b>Johni Broome (30) vs. Virginia Tech (11/29/23)</b>
Scored at least 35 points	Toney Douglas (38) vs. Nicholls State (11/24/04)
Scored at least 40 points	Wesley Person (44) vs. UAB (12/16/93)
Had two players with at least 20 points	<b>Jaylin Williams (23) and Johni Broome (21) vs. #11 South Carolina (2/14/24)</b>
Had three players with at least 20 points	Samir Doughty (26), J'Von McCormick (23), Devan Cambridge (21) vs. LSU (2/8/20)
Had two players with 25 points	Bryce Brown (26), Jared Harper (25) vs. Xavier (OT) (11/19/18)
Had two players with 25 points (SEC)	Chris Denson (30), KT Harrell (26) vs. Mississippi State (2/14/14)
Scored 20 points in a half	Jabari Smith (20, 2nd) at Florida (2/19/22)
Scored 20 points in 1st half	Bryce Brown (20) at Texas A&M (1/16/19)
Scored 20 points in 2nd half	Jabari Smith (20, 2nd) at Florida (2/19/22)
Scored 25 points in a half	Bryce Brown (25, 2nd) vs. Kentucky (1/19/19)
A player had back-to-back 20-point games	<b>Jaylin Williams (20) vs. Alabama State (12/22/23); (21) vs. Chattanooga (12/30/23)</b>
A player three consecutive 20-point games	Jabari Smith (27) at Tennessee (2/26/22); (27) at Mississippi State [OT] (3/2/22); vs. South Carolina (3/5/22)
A player had back-to-back 20-point SEC games	Johni Broome (20) vs. Missouri (2/14/23); (20) at Vanderbilt (2/18/23)
A player had back-to-back 25-point SEC games	Jabari Smith (27) at Tennessee (2/26/22); (27) at Mississippi State [OT] (3/2/22)
A player had three straight 25-point SEC games	Chris Denson (29) at LSU (2/8/14); (26) vs. Kentucky (2/12/14); (30) vs. Mississippi State (2/15/14)
A player had four straight 25-point SEC games	Chris Denson (25) at South Carolina (2/5/14); (29) at LSU (2/8/14); (26) vs. Kentucky (2/12/14); (30) vs. Mississippi State (2/15/14)
A player had five straight 25-point SEC games	Keenan Carpenter (44) vs. LSU (1/8/89); (28) vs. Mississippi State (2/11/89); (33) at Florida (2/15/89); (32) at Ole Miss (2/18/89); (29) vs. Kentucky (2/20/89)
A player had back-to-back 20-point games off the bench	Jamal Johnson (21) at Arkansas (12/30/20); (20) at Texas A&M (1/2/21)
Zero players scored in double figures	at Vanderbilt (1/7/12)
Only one player scored in double figures	Jamal Johnson (18) at UCF (11/30/20)
<b>Five players scored in double figures</b>	<b>Jaylin Williams (16), Johni Broome (15), Tre Donaldson (10), Chad Baker-Mazara (15), K.D. Johnson (11) at Ole Miss (2/3/24)</b>
<b>Five players scored in double figures (SEC)</b>	<b>Jaylin Williams (16), Johni Broome (15), Tre Donaldson (10), Chad Baker-Mazara (15), K.D. Johnson (11) at Ole Miss (2/3/24)</b>
All five starters scored in double figures	Allen Flanigan (23), Devan Cambridge (15), Jamal Johnson (14), Jaylin Williams (13), JT Thor (10) vs. Tennessee (2/27/21)
<b>Six players scored in double figures</b>	<b>J. Williams (24), A. Holloway (24), K. Johnson (14), D. Jones (12), C. Baker-Mazara (11) and T. Donaldson (10) vs. Indiana (12/9/23)</b>
Six players scored in double figures (SEC)	J. Smith (12), W. Kessler (15), K.D. Johnson (12), A. Flanigan (10), W. Green Jr. (12), J. Williams (13) vs. Georgia (1/19/22)
Had at least 15 rebounds	Johni Broome (18) vs. Georgia (2/1/23)
Had at least 15 rebounds (SEC)	Johni Broome (18) vs. Georgia (2/1/23)
Had at least 20 rebounds	Kelvin Ardister (20) vs. Tennessee (1/4/89)
Had at least 25 rebounds	Rex Frederick (25) at Ole Miss (1/6/58)
Had at least 20 pts & 20 reb	Kelvin Ardister (22 pts, 20 reb) vs. Tennessee (1/4/89)
<b>Had at least 30 pts &amp; 10 reb</b>	<b>Johni Broome (30 pts, 13 reb) vs. Virginia Tech (11/29/23)</b>
<b>Had two players with at least 10 rebounds</b>	<b>Johni Broome (14) and Jaylin Williams (11) at Alabama (1/24/24)</b>
Had at least three players with 10 rebounds	Korvotney Barber (13), Quantez Robertson (10), Lucas Hargrove (10) at Virginia (12/20/08)
<b>Had a double-double</b>	<b>Johni Broome (16 pts, 11 reb) vs. Vanderbilt (1/31/24)</b>
Had a double-double before halftime	Johni Broome (13 pts, 12 reb) vs. Georgia (2/1/23)
<b>Had two straight double-doubles</b>	<b>Johni Broome (30 pts, 13 reb) vs. Virginia Tech (11/29/23); (21 pts, 13 reb) at App State (12/3/23)</b>
Had three straight double-doubles	Johni Broome (14 pts, 11 reb) vs. Florida (12/28/22); (22 pts, 12 reb) at Georgia (1/4/23); (10 pts, 10 reb) vs. Arkansas (1/7/23)
Had four straight double-doubles	Johni Broome (14 pts, 11 reb) vs. Florida (12/28/22); (22 pts, 12 reb) at Georgia (1/4/23); (10 pts, 10 reb) vs. Arkansas (1/7/23); (19 pts, 11 reb) at Ole Miss (1/10/23)
Had five straight double-doubles	Jeff Moore (26 pts, 11 reb) vs. Ole Miss (3/2/88); (20 pts, 11 reb) at LSU (3/5/88); (22 pts, 11 reb) vs. Georgia (3/11/88); (13 pts, 13 reb) vs. Bradley (3/17/88); (22 pts, 11 reb) vs. Oklahoma (3/19/88)
Had two players with a double-double	Johni Broome (19 pts, 12 reb); Allen Flanigan (10 pts, 10 reb) vs. Iowa (3/16/23)
Had a double-double with points and assists	Wendell Green Jr. (16 pts, 12 ast) at South Carolina (1/21/23)
Had a triple-double	Walker Kessler (12 pts, 11 reb, 12 blks) vs. Texas A&M (2/12/22)
Had 10 assists	Wendell Green Jr. (12) at South Carolina (1/21/23)
Had 15 assists	J'Von McCormick (16) vs. CSUN (11/15/19)
Had two players with at least five blocks	Devan Cambridge (5) and Jaylin Williams (5) at Georgia (1/13/21)
Had 10 blocks	Walker Kessler (11) vs. LSU (12/29/21)
<b>Had five steals</b>	<b>Chad Baker-Mazara (5) vs. LSU (1/13/24)</b>
<b>Had five steals (SEC)</b>	<b>Chad Baker-Mazara (5) vs. LSU (1/13/24)</b>
Made 30-straight free throws	Wendell Green Jr. (34) (2/22/23-3/16/23)
Hit buzzer-beater shot to win a game	T.J. Dunans vs. Mercer (3-pt FG, 76-74) (12/18/16)
Played more than 40 minutes	Samir Doughty (41) vs. Alabama (OT) (2/12/20)









**K.D. JOHNSON**  
 G | 6-0 | 190 | Sr.  
 Atlanta, Ga.  
 (Hargrave Military Academy (Va.))



**SEASON SUPERLATIVES**

**Points:** 14 vs. Texas A&M (1/9/24), vs. Indiana (12/9/23)  
**Field Goals Made:** 5 vs. Indiana (12/9/23)  
**Field Goals Attempted:** 10 vs. Alabama (2/7/24)  
**3-Point Field Goals Made:** 3 vs. Alabama State (12/22/23)  
**3-Point Field Goals Attempted:**  
 5 vs. Alabama State (12/22/23), vs. Southeastern Louisiana (11/10/23)  
**Free Throws Made:** 6 vs. LSU (1/13/24), vs. Notre Dame (11/16/23)  
**Free Throws Attempted:** 7 vs. Notre Dame (11/16/23)  
**Rebounds:** 5 vs. Penn (1/2/24)  
**Assists:** 4 vs. Penn (1/2/24)  
**Blocks:** 2 vs. St. Bonaventure (11/17/23)  
**Steals:** 4 vs. UNC Asheville (12/13/23)  
**Minutes Played:** 22 (four times)  
**Double-Figure Games:** 7  
**20-Point Games:** None  
**10-Rebound Games:** None  
**5-Steal Games:** None  
**Double-Doubles:** None  
**Dunks:** 5

**CAREER SUPERLATIVES**

**Points:** 27 vs. UConn (11/24/21)  
**Field Goals Made:** 9 at Tennessee (2/10/21), vs. Auburn (1/13/21)  
**Field Goals Attempted:** 22 at Georgia (2/5/22)  
**3-Point Field Goals Made:** 4 (five times)  
**3-Point Field Goals Attempted:** 9 vs. George Mason (11/7/22)  
**Free Throws Made:** 11 vs. UConn (11/24/21)  
**Free Throws Attempted:** 16 vs. UConn (11/24/21)  
**Rebounds:** 8 at Alabama (1/11/22)  
**Assists:** 7 vs. Jacksonville State (3/18/22)  
**Blocks:** 2 vs. St. Bonaventure (11/17/23), vs. Auburn (1/13/21)  
**Steals:** 5 vs. UConn (11/24/21), vs. Syracuse (11/26/21)  
**Minutes Played:** 37 vs. UConn (11/24/21)  
**Double-Figure Games:** 58  
**20-Point Games:** 9  
**10-Rebound Games:** None  
**5-Steal Games:** 2  
**Double-Doubles:** None  
**Dunks:** 11

**CAREER HONORS**

- 2022-23 Preseason All-SEC Second Team
- 2020-21 SEC All-Freshman Team
- SEC Freshman of the Week (Jan. 18, 2021)

**2023-24 GAME-BY-GAME STATISTICS**

Opponent	GS	Min.	FG-A	3FG-A	FT-A	O-D-T	PF	A	TO	BLK	STL	PTS
vs. Baylor	16	3-5	0-1	0-0	0-0-0	4	0	1	0	1	6	
SE Louisiana	19	4-9	2-5	3-3	0-2-2	2	3	0	0	0	13	
vs. Notre Dame	22	1-6	0-2	6-7	0-3-3	2	0	1	0	1	8	
vs. St. Bonaventure	18	4-7	1-4	0-0	0-0-0	2	3	0	2	1	9	
Alabama A&M	11	2-4	1-3	1-2	0-2-2	3	1	1	1	0	6	
Virginia Tech	12	1-6	0-3	0-0	0-2-2	6	0	1	0	1	2	
at App State	8	0-3	0-3	0-0	1-1-2	1	1	0	0	1	0	
vs. Indiana	19	5-9	1-2	3-3	0-2-2	3	3	0	0	1	14	
vs. UNC Asheville	15	2-4	1-2	1-2	0-3-3	2	2	0	0	4	6	
USC	17	2-6	0-2	1-2	1-0-1	3	0	3	0	1	5	
Alabama State	15	3-6	3-5	4-4	1-1-2	1	0	1	0	2	13	
Chattanooga	19	2-4	2-2	0-0	0-1-1	3	1	0	0	0	6	
Penn	22	3-6	1-4	4-6	2-3-5	1	4	0	0	1	11	
at Arkansas	19	2-8	0-2	2-2	0-2-2	2	2	1	0	0	6	
Texas A&M	21	4-8	2-3	4-6	1-2-3	0	2	0	0	2	14	
LSU	21	1-6	0-2	6-6	0-3-3	3	1	0	0	0	8	
at Vanderbilt	17	0-4	0-3	2-4	0-1-1	4	1	1	0	2	2	
Ole Miss	19	3-8	1-4	1-1	0-2-2	3	1	1	0	2	8	
at Alabama	22	3-7	0-4	2-2	0-2-2	4	2	2	1	0	8	
at Mississippi St.	22	1-6	0-2	0-0	0-1-1	1	1	1	0	3	2	
Vanderbilt	14	0-2	0-0	2-2	0-0-0	1	0	2	0	1	2	
at Ole Miss	13	4-4	1-1	2-2	1-1-2	2	3	0	0	1	11	
Alabama	21	2-10	1-3	2-4	0-0-0	3	1	0	1	3	7	
at Florida	20	4-7	1-4	3-6	0-3-3	1	0	3	0	0	12	
South Carolina	19	2-3	1-2	4-4	0-2-2	4	1	1	0	3	9	
Kentucky												
at Georgia												
at Tennessee												
Mississippi State												
at Missouri												
Georgia												


**JOHNSON'S CAREER STATISTICS**

SEASON	TEAM	GP-GS	MIN/AVG	Field Goals			3-Point		F-Throws		Rebounds				Scoring					
				FG-FGA	FG%	3FG-3FGA	3FG%	FT-FTA	FT%	OFF	DEF	TOT	AVG	PF-FO	A	TO	BLK	STL	PTS	AVG
2020-21	UGa	16-0	362/22.6	68-161	.422	24-62	.387	56-91	.615	11	33	44	2.8	45-0	19	34	3	29	216	13.5
2021-22	AUB	34-31	941/27.7	133-345	.386	45-155	.290	106-147	.721	19	78	97	2.9	87-0	53	62	2	64	417	12.3
2022-23	AUB	33-0	722/21.9	90-236	.381	36-108	.333	77-111	.694	15	48	63	1.9	76-0	43	50	1	36	293	8.9
2023-24	AUB	25-1	447/17.9	58-148	.392	19-68	.279	53-68	.779	7	39	46	1.8	61-1	33	21	5	34	188	7.5
<b>TOTAL FOR AUB</b>		<b>92-32</b>	<b>2111/22.9</b>	<b>281-729</b>	<b>.385</b>	<b>100-331</b>	<b>.302</b>	<b>236-326</b>	<b>.724</b>	<b>41</b>	<b>165</b>	<b>206</b>	<b>2.2</b>	<b>224-1</b>	<b>129</b>	<b>133</b>	<b>8</b>	<b>134</b>	<b>898</b>	<b>9.8</b>
<b>TOTAL</b>		<b>108-32</b>	<b>2472/22.9</b>	<b>349-890</b>	<b>.392</b>	<b>124-393</b>	<b>.316</b>	<b>292-417</b>	<b>.700</b>	<b>52</b>	<b>198</b>	<b>250</b>	<b>2.3</b>	<b>269-1</b>	<b>148</b>	<b>167</b>	<b>11</b>	<b>163</b>	<b>1114</b>	<b>10.3</b>

1

# ADEN HOLLOWAY

G | 6-1 | 178 | Fr.  
Charlotte, N.C.  
(Prolific Prep)



## SEASON SUPERLATIVES

**Points:** 24 vs. Indiana (12/9/23)  
**Field Goals Made:** 7 vs. Indiana (12/9/23)  
**Field Goals Attempted:** 15 vs. Baylor (11/7/23)  
**3-Point Field Goals Made:** 5 vs. Indiana (12/9/23)  
**3-Point Field Goals Attempted:** 10 vs. LSU (1/13/24)  
**Free Throws Made:** 5 vs. Indiana (12/9/23), vs. Alabama A&M (11/21/23)  
**Free Throws Attempted:** 7 vs. Alabama A&M (11/21/23)  
**Rebounds:** 5 at Arkansas (1/6/24)  
**Assists:** 6 (three times)  
**Blocks:** 1 vs. Baylor (11/7/23)  
**Steals:** 3 vs. Virginia Tech (11/29/23)  
**Minutes Played:** 26 at Appalachian State (12/3/23), vs. Baylor (11/7/23)  
**Double-Figure Games:** 8  
**20-Point Games:** None  
**10-Rebound Games:** None  
**10-Assist Games:** None  
**5-Steal Games:** None  
**Double-Doubles:** None  
**Dunks:** None

## CAREER SUPERLATIVES

**Points:** 24 vs. Indiana (12/9/23)  
**Field Goals Made:** 7 vs. Indiana (12/9/23)  
**Field Goals Attempted:** 15 vs. Baylor (11/7/23)  
**3-Point Field Goals Made:** 5 vs. Indiana (12/9/23)  
**3-Point Field Goals Attempted:** 10 vs. LSU (1/13/24)  
**Free Throws Made:** 5 vs. Indiana (12/9/23), vs. Alabama A&M (11/21/23)  
**Free Throws Attempted:** 7 vs. Alabama A&M (11/21/23)  
**Rebounds:** 5 at Arkansas (1/6/24)  
**Assists:** 6 (three times)  
**Blocks:** 1 vs. Baylor (11/7/23)  
**Steals:** 3 vs. Virginia Tech (11/29/23)  
**Minutes Played:** 26 at Appalachian State (12/3/23), vs. Baylor (11/7/23)  
**Double-Figure Games:** 8  
**20-Point Games:** None  
**10-Rebound Games:** None  
**10-Assist Games:** None  
**5-Steal Games:** None  
**Double-Doubles:** None  
**Dunks:** None

## CAREER HONORS

- Two-Time SEC Freshman of the Week (11/13/23 and 12/11/23)
- 2023 McDonald's High School All-American

## 2023-24 GAME-BY-GAME STATISTICS

Opponent	GS	Min.	FG-A	3FG-A	FT-A	O-D-T	PF	A	TO	BLK	STL	PTS
vs. Baylor		26	6-15	4-8	3-5	0-3-3	0	6	3	1	0	19
SE Louisiana		22	4-10	3-8	0-0	0-0-0	2	3	0	0	0	11
vs. Notre Dame	*	22	5-9	4-5	1-1	1-0-1	1	5	2	0	0	15
vs. St. Bonaventure	*	24	2-10	2-7	2-2	0-0-0	2	3	2	0	0	8
Alabama A&M	*	22	3-9	2-7	5-7	0-1-1	1	2	0	0	0	13
Virginia Tech	*	22	0-7	0-2	0-0	0-1-1	2	2	1	0	3	0
at App State	*	26	2-10	0-6	4-5	0-0-0	3	2	1	0	0	8
vs. Indiana	*	22	7-11	5-8	5-5	0-1-1	2	2	0	0	0	24
vs. UNC Asheville	*	20	3-11	1-5	0-0	1-1-2	0	5	1	0	0	7
USC	*	23	5-10	4-7	1-2	0-2-2	2	6	0	0	0	15
Alabama State	*	19	2-6	2-6	0-0	0-1-1	1	4	2	0	0	6
Chattanooga	*	21	2-10	2-8	2-2	0-4-4	1	5	0	0	0	8
Penn	*	18	1-5	1-5	0-0	0-1-1	1	6	1	0	1	3
at Arkansas	*	20	2-9	1-4	0-0	1-4-5	1	0	0	0	0	5
Texas A&M	*	18	2-6	2-6	0-0	0-1-1	1	1	1	0	0	6
LSU	*	22	5-13	3-10	0-0	0-1-1	1	3	1	0	1	13
at Vanderbilt	*	19	3-8	2-6	2-2	0-1-1	4	1	1	0	0	10
Ole Miss	*	22	3-7	1-4	2-2	1-0-1	0	3	0	0	1	9
at Alabama	*	22	0-7	0-5	2-3	1-1-2	0	3	1	0	0	2
at Mississippi St.		19	2-8	2-7	1-2	0-2-2	2	1	3	0	0	7
Vanderbilt		15	0-5	0-5	1-2	0-3-3	1	2	1	0	0	1
at Ole Miss		15	2-5	1-4	1-2	0-0-0	1	3	1	0	0	6
Alabama		15	1-6	1-5	3-4	1-0-1	0	1	0	0	1	6
at Florida		15	0-5	0-2	0-0	0-2-2	2	1	0	0	0	0
South Carolina		10	1-3	0-2	0-0	0-2-2	0	3	0	0	1	2
Kentucky												
at Georgia												
at Tennessee												
Mississippi State												
at Missouri												
Georgia												

## HOLLOWAY'S CAREER STATISTICS

SEASON	TEAM	GP-GS	MIN/AVG	Field Goals		3-Point		F-Throws		Rebounds				Scoring						
				FG-FGA	FG%	3FG-3FGA	3FG%	FT-FTA	FT%	OFF	DEF	TOT	AVG	PF-FO	A	TO	BLK	STL	PTS	AVG
2023-24	AUB	25-17	504/20.2	63-205	.307	43-142	.303	35-46	.761	6	32	38	1.5	31-0	73	22	1	8	204	8.2
<b>TOTAL</b>		<b>25-17</b>	<b>504/20.2</b>	<b>63-205</b>	<b>.307</b>	<b>43-142</b>	<b>.303</b>	<b>35-46</b>	<b>.761</b>	<b>6</b>	<b>32</b>	<b>38</b>	<b>1.5</b>	<b>31-0</b>	<b>73</b>	<b>22</b>	<b>1</b>	<b>8</b>	<b>204</b>	<b>8.2</b>

2

**JAYLIN WILLIAMS**  
 F | 6-8 | 245 | Gr.  
 Nahunta, Ga.  
 (Brantley County HS)



**SEASON SUPERLATIVES**

**Points:** 24 vs. Indiana (12/9/23)  
**Field Goals Made:** 9 vs. Chattanooga (12/30/23)  
**Field Goals Attempted:** 14 vs. Indiana (12/9/23)  
**3-Point Field Goals Made:** 5 vs. South Carolina (2/14/24)  
**3-Point Field Goals Attempted:** 7 vs. South Carolina (2/14/24)  
**Free Throws Made:** 9 vs. Alabama (2/7/24)  
**Free Throws Attempted:** 10 vs. Alabama (2/7/24)  
**Rebounds:** 11 at Alabama (1/24/24)  
**Assists:** 7 vs. Indiana (12/9/23)  
**Blocks:** 2 (three times)  
**Steals:** 3 vs. Alabama A&M (11/21/23)  
**Minutes Played:** 35 vs. Texas A&M (1/9/24)  
**Double-Figure Games:** 16  
**20-Point Games:** 8  
**10-Rebound Games:** 2  
**5-Steal Games:** None  
**Double-Doubles:** 1  
**Dunks:** 28

**CAREER SUPERLATIVES**

**Points:** 26 vs. Alabama (2/7/24)  
**Field Goals Made:** 9 vs. Chattanooga (12/30/23), vs. Georgia (2/2/21)  
**Field Goals Attempted:** 15 vs. Mississippi State (1/14/23)  
**3-Point Field Goals Made:** 6 at Ole Miss (1/6/21)  
**3-Point Field Goals Attempted:** 10 at Ole Miss (1/6/21)  
**Free Throws Made:** 9 vs. Alabama (2/7/24)  
**Free Throws Attempted:** 10 vs. Alabama (2/7/24), vs. Tennessee (2/27/21)  
**Rebounds:** 11 (three times)  
**Assists:** 8 vs. Memphis (12/12/20)  
**Blocks:** 5 at Georgia (1/13/21)  
**Steals:** 4 vs. Texas Southern (11/18/22)  
**Minutes Played:** 37 vs. Saint Joseph's (11/26/20)  
**Double-Figure Games:** 58  
**20-Point Games:** 12  
**10-Rebound Games:** 5  
**Double-Doubles:** 2  
**Dunks:** 73

**CAREER HONORS**

- SEC Player of the Week (12/11/13)
- 2023 Legends Classic All-Tournament Team
- Three-Time SEC Academic Honor Roll (2020-21, 2021-22 and 2022-23)
- 2022-23 SEC Community Service Team
- 2022 Cancun Challenge Tournament MVP (Riviera Division)
- 2022 Cancun Challenge All-Tournament Team (Riviera Division)

**2023-24 GAME-BY-GAME STATISTICS**

Opponent	GS	Min.	FG-A	3FG-A	FT-A	O-D-T	PF	A	TO	BLK	STL	PTS
vs. Baylor	*	26	2-6	0-1	0-0	2-4-6	1	1	2	1	0	4
SE Louisiana	*	21	2-7	2-5	3-4	2-1-3	1	2	1	2	1	9
vs. Notre Dame	*	22	5-9	1-3	0-0	1-6-7	0	2	1	2	0	11
vs. St. Bonaventure*		22	4-6	0-1	3-3	3-7-10	2	1	2	0	1	11
Alabama A&M	*	18	3-4	1-2	3-4	1-5-6	0	1	0	1	3	10
Virginia Tech	*	13	1-4	0-1	1-1	2-3-5	4	2	1	0	2	3
at App State	*	22	3-5	0-1	0-1	0-3-3	2	0	1	0	0	6
vs. Indiana	*	29	8-14	2-4	6-9	2-4-6	3	7	0	1	1	24
vs. UNC Asheville	*	18	3-6	0-0	2-2	1-3-4	1	3	2	0	2	8
USC	*	26	6-9	2-4	0-1	0-3-3	2	2	0	0	0	14
Alabama State	*	20	7-10	0-3	6-6	0-3-3	2	1	2	0	1	20
Chattanooga	*	18	9-9	2-2	1-1	3-2-5	0	1	1	0	1	21
Penn	*	28	3-7	2-5	0-0	2-1-3	0	3	1	1	0	8
at Arkansas	*	25	5-9	1-3	0-0	0-3-3	0	1	1	0	0	11
Texas A&M	*	35	8-10	1-2	5-5	1-7-8	2	3	1	0	0	22
LSU	*	24	2-2	2-2	3-5	1-6-7	3	3	2	0	1	9
at Vanderbilt	*	28	7-7	2-2	5-5	2-6-8	1	3	1	1	1	21
Ole Miss	*	22	5-7	1-1	2-2	1-0-1	2	1	1	1	0	13
at Alabama	*	29	3-9	0-3	1-2	2-9-11	1	0	2	0	1	7
at Mississippi St.	*	26	3-11	0-4	4-4	2-3-5	0	3	1	0	1	10
Vanderbilt	*	27	7-9	3-4	4-6	1-1-2	3	4	1	0	1	21
at Ole Miss	*	28	6-11	1-4	3-4	2-3-5	2	2	3	0	0	16
Alabama	*	31	8-13	1-3	9-10	1-5-6	3	1	0	2	1	26
at Florida	*	21	3-10	0-1	0-0	0-0-0	1	0	2	0	0	6
South Carolina	*	24	8-11	5-7	2-2	1-1-2	3	1	0	0	2	23
Kentucky												
at Georgia												
at Tennessee												
Mississippi State												
at Missouri												
Georgia												

**WILLIAMS' CAREER STATISTICS**

SEASON	TEAM	GP-GS	MIN/AVG	Field Goals		3-Point		F-Throws		Rebounds				Scoring						
				FG-FGA	FG%	3FG-3FGA	3FG%	FT-FTA	FT%	OFF	DEF	TOT	AVG	PF-FO	A	TO	BLK	STL	PTS	AVG
2019-20	AUB	14-0	100/7.1	15-28	.536	1-9	.111	3-3	1.000	8	17	25	1.8	12-0	6	6	5	6	34	2.4
2020-21	AUB	27-27	713/26.4	116-224	.518	32-94	.340	31-49	.633	36	91	127	4.7	66-0	54	49	39	18	295	10.9
2021-22	AUB	33-0	462/14.0	72-151	.477	15-51	.294	27-33	.818	33	55	88	2.7	57-1	27	30	16	8	186	5.6
2022-23	AUB	33-33	918/27.8	136-292	.466	40-113	.354	56-73	.767	41	113	154	4.7	78-2	74	39	25	35	368	11.2
2023-24	AUB	25-25	608/24.3	121-205	.590	29-68	.426	63-77	.818	33	89	122	4.9	39-0	48	29	12	20	334	13.4
<b>TOTAL</b>		<b>132-85</b>	<b>2801/21.2</b>	<b>460-900</b>	<b>.511</b>	<b>117-335</b>	<b>.349</b>	<b>180-235</b>	<b>.766</b>	<b>151</b>	<b>365</b>	<b>516</b>	<b>3.9</b>	<b>252-3</b>	<b>209</b>	<b>153</b>	<b>97</b>	<b>87</b>	<b>1217</b>	<b>9.2</b>

3

TRE DONALDSON

G | 6-3 | 200 | So.

Tallahassee, Fla.

(Florida State Univ. School)



SEASON SUPERLATIVES

**Points:** 15 vs. UNC Asheville (12/13/23)  
**Field Goals Made:** 6 vs. UNC Asheville (12/13/23)  
**FG Attempted:** 12 at Appalachian State (12/3/23)  
**3-Point Field Goals Made:** 2 (six times)  
**3-Point Field Goals Attempted:**  
 5 vs. Penn (1/2/24), at Appalachian State (12/3/23)  
**Free Throws Made:** 4 (three times)  
**Free Throws Attempted:** 4 (four times)  
**Rebounds:** 7 (three times)  
**Assists:** 6 at Ole Miss (2/3/24), vs. Texas A&M (1/9/24)  
**Blocks:** None  
**Steals:** 2 (five times)  
**Minutes Played:** 25 at Ole Miss (2/3/24)  
**Double-Figure Games:** 9  
**20-Point Games:** None  
**10-Rebound Games:** None  
**5-Steal Games:** None  
**Double-Doubles:** None  
**Dunks:** 2

CAREER SUPERLATIVES

**Points:** 15 vs. UNC Asheville (12/13/23)  
**Field Goals Made:** 6 vs. UNC Asheville (12/13/23)  
**Field Goals Attempted:** 12 at Appalachian State (12/3/23)  
**3-Point Field Goals Made:** 3 vs. Iowa (3/16/23)  
**3-Point Field Goals Attempted:**  
 5 vs. Penn (1/2/24), at Appalachian State (12/3/23)  
**Free Throws Made:** 4 (three times)  
**Free Throws Attempted:** 4 (four times)  
**Rebounds:** 7 (three times)  
**Assists:** 7 at Washington (12/21/22)  
**Blocks:** 1 vs. Houston (3/18/23)  
**Steals:** 4 at USC (12/18/22)  
**Minutes Played:** 25 at Ole Miss (2/3/24)  
**Double-Figure Games:** 11  
**20-Point Games:** None  
**10-Rebound Games:** None  
**Double-Doubles:** None  
**Dunks:** 4

CAREER HONORS

• 2022-23 First-Year SEC Academic Honor Roll

2023-24 GAME-BY-GAME STATISTICS

Opponent	GS	Min.	FG-A	3FG-A	FT-A	O-D-T	PF	A	TO	BLK	STL	PTS
vs. Baylor	*	14	2-3	0-1	2-2	0-3-3	4	1	4	0	0	6
SE Louisiana	*	18	1-4	1-2	0-0	0-3-3	2	4	1	0	0	3
vs. Notre Dame		16	4-6	2-4	0-0	0-1-1	2	5	0	0	1	10
vs. St. Bonaventure		16	1-2	1-2	0-0	0-0-0	0	3	3	0	0	3
Alabama A&M	*	21	2-5	0-1	2-2	1-2-3	1	3	3	0	0	6
Virginia Tech		18	4-6	1-1	0-0	2-0-2	0	3	0	0	1	9
at App State		23	5-12	2-5	0-0	2-1-3	1	5	2	0	1	12
vs. Indiana		18	4-7	2-4	0-0	0-7-7	1	3	0	0	2	10
vs. UNC Asheville		19	6-8	0-2	3-4	0-0-0	2	2	1	0	0	15
USC		16	3-4	0-0	1-1	0-2-2	0	5	1	0	2	7
Alabama State		20	2-5	1-2	0-1	0-3-3	1	4	3	0	1	5
Chattanooga		16	1-3	0-1	4-4	1-1-2	0	4	0	0	0	6
Penn		21	2-9	2-5	0-0	1-3-4	0	3	0	0	1	6
at Arkansas		20	5-6	1-1	0-0	0-7-7	1	4	1	0	0	11
Texas A&M		21	1-5	0-3	2-2	0-0-0	0	6	3	0	0	4
LSU		17	3-5	0-1	4-4	1-2-3	0	3	1	0	2	10
at Vanderbilt		21	2-3	1-2	0-0	0-2-2	3	0	3	0	0	5
Ole Miss		17	1-2	1-2	0-0	0-0-0	1	3	1	0	1	3
at Alabama		18	3-5	2-3	0-0	0-1-1	0	3	0	0	1	8
at Mississippi St.	*	21	2-5	0-1	2-3	0-3-3	1	2	1	0	2	6
Vanderbilt	*	23	1-5	0-1	0-0	2-5-7	1	5	4	0	2	2
at Ole Miss	*	25	4-8	2-3	0-0	0-0-0	0	6	1	0	1	10
Alabama	*	23	5-9	0-0	4-4	1-5-6	1	4	2	0	1	14
at Florida	*	24	2-5	0-3	0-0	0-3-3	1	2	3	0	1	4
South Carolina	*	20	5-8	0-0	1-1	0-0-0	1	4	0	0	2	11
Kentucky												
at Georgia												
at Tennessee												
Mississippi State												
at Missouri												
Georgia												

DONALDSON'S CAREER STATISTICS

SEASON	TEAM	GP-GS	MIN/AVG	Field Goals		3-Point		F-Throws		Rebounds				Scoring						
				FG-FGA	FG%	3FG-3FGA	3FG%	FT-FTA	FT%	OFF	DEF	TOT	AVG	PF-FO	A	TO	BLK	STL	PTS	AVG
2022-23	AUB	32-0	337/10.5	28-73	.384	13-32	.406	11-20	.550	3	43	46	1.4	32-1	39	19	1	21	80	2.5
2023-24	AUB	25-9	490/19.6	71-140	.507	19-50	.380	25-28	.893	11	54	65	2.6	24-0	87	38	0	22	186	7.4
<b>TOTAL</b>		<b>57-9</b>	<b>827/14.5</b>	<b>99-213</b>	<b>.465</b>	<b>32-82</b>	<b>.390</b>	<b>36-48</b>	<b>.750</b>	<b>14</b>	<b>97</b>	<b>111</b>	<b>1.9</b>	<b>56-1</b>	<b>126</b>	<b>57</b>	<b>1</b>	<b>43</b>	<b>266</b>	<b>4.7</b>

4

# JOHNI BROOME

F/C | 6-10 | 240 | Jr.  
Plant City, Fla.  
(Morehead State)



## SEASON SUPERLATIVES

**Points:** 30 vs. Virginia Tech (11/29/23)  
**Field Goals Made:** 11 at Alabama (1/24/24), vs. Virginia Tech (11/29/23)  
**Field Goals Attempted:** 19 vs. Virginia Tech (11/29/23)  
**3-Point Field Goals Made:** 4 vs. South Carolina (2/14/24)  
**3-Point Field Goals Attempted:** 5 vs. South Carolina (2/14/24)  
**Free Throws Made:** 9 vs. Alabama (2/7/24)  
**Free Throws Attempted:** 13 vs. Virginia Tech (11/29/23)  
**Rebounds:** 14 at Alabama (1/24/24)  
**Assists:** 7 at Ole Miss (2/3/24)  
**Blocks:** 5 (three times)  
**Steals:** 3 (four times)  
**Minutes Played:** 34 at Mississippi State (1/27/24)  
**Double-Figure Games:** 23  
**30-Point Games:** 1  
**20-Point Games:** 5  
**10-Rebound Games:** 9  
**Double-Doubles:** 9  
**Dunks:** 22

## CAREER SUPERLATIVES

**Points:** 32 vs. Murray State (3/5/22)  
**Field Goals Made:** 13 vs. Murray State (3/5/22)  
**Field Goals Attempted:** 21 at Xavier (12/15/21)  
**3-Point Field Goals Made:** 4 vs. South Carolina (2/14/24)  
**3-Point Field Goals Attempted:** 5 vs. South Carolina (2/14/24), at Georgia (1/4/23)  
**Free Throws Made:** 9 vs. Alabama (2/7/24), vs. Presbyterian (12/6/21)  
**Free Throws Attempted:** 16 vs. Houston (3/18/23)  
**Rebounds:** 18 vs. Georgia (2/1/23), vs. Belmont (1/20/22)  
**Assists:** 7 at Ole Miss (2/3/24)  
**Blocks:** 12 vs. UT Martin (2/16/22)  
**Steals:** 4 vs. Colgate (12/2/22)  
**Minutes Played:** 37 at Murray State (1/29/22)  
**Double-Figure Games:** 106  
**30-Point Games:** 2  
**20-Point Games:** 27  
**10-Rebound Games:** 55  
**Double-Doubles:** 55  
**Dunks:** 91

## CAREER HONORS

- USBWA Oscar Robertson National Player of the Week (Feb. 5, 2024)
- SEC Player of the Week (Feb. 5, 2024)
- 2023-24 John R. Wooden Player of the Year Award Late Season Top 20 Watch List
- 2023 Legends Classic MVP and All-Tournament Team
- 2023-24 Naismith Trophy Player of the Year Watch List
- 2023-24 Preseason All-SEC First Team (Coaches and Media)
- 2023-24 Kareem Abdul-Jabbar Center of the Year Award Top 10 Watch List
- 2022-23 All-SEC Second Team
- 2022-23 USBWA All-District IV Team
- 2022 Cancun Challenge All-Tournament Team (Riviera Division)
- 2022-23 First-Year SEC Academic Honor Roll
- 2023 NABC Honors Court
- Two-Time NABC All-District 18 First Team (2020-21 and 2021-22)
- 2021-22 Ohio Valley Conference Defensive Player of the Year
- 2020-21 OVC Freshman of the Year
- Two-Time All-OVC First Team (2020-21 and 2021-22)
- Two-Time OVC All-Tournament Team (2020-21 and 2021-22)

## 2023-24 GAME-BY-GAME STATISTICS

Opponent	GS	Min.	FG-A	3FG-A	FT-A	O-D-T	PF	A	TO	BLK	STL	PTS
vs. Baylor	*	25	4-10	2-3	6-10	5-6-11	6	2	1	1	0	16
SE Louisiana	*	24	7-12	1-1	3-3	2-9-11	4	2	2	2	1	18
vs. Notre Dame	*	19	7-11	1-2	0-1	2-4-6	4	4	3	1	0	15
vs. St. Bonaventure*	21	7-11	0-2	4-11	1-4-5	3	1	2	0	0	0	18
Alabama A&M	21	3-7	0-2	4-6	2-3-5	2	2	2	0	1	10	
Virginia Tech	*	26	11-19	0-2	8-13	7-6-13	1	0	2	3	1	30
at App State	*	27	10-16	0-3	1-7	4-9-13	2	1	2	2	0	21
vs. Indiana	*	21	1-6	0-1	0-0	2-5-7	4	3	1	2	2	2
vs. UNC Asheville	*	20	2-3	0-1	2-3	2-4-5	1	3	0	1	1	6
USC	*	23	4-14	0-2	3-3	1-2-3	0	0	0	4	0	11
Alabama State	*	23	5-9	0-2	6-9	3-10-13	2	1	4	3	3	16
Chattanooga	*	20	9-12	0-1	0-1	2-6-8	2	0	1	4	0	18
Penn	*	28	9-10	3-4	3-4	1-11-12	1	2	2	3	1	24
at Arkansas	*	25	7-13	0-2	0-0	3-5-8	1	3	2	2	2	14
Texas A&M	*	28	1-4	0-0	8-10	1-6-7	1	2	2	4	0	10
LSU	*	22	6-12	1-1	5-6	2-5-7	4	1	0	0	3	18
at Vanderbilt	*	24	6-12	0-2	3-5	5-7-12	2	2	1	1	3	15
Ole Miss	*	21	5-9	1-2	2-3	2-3-5	2	2	4	1	3	13
at Alabama	*	25	11-17	1-2	2-2	4-10-14	5	1	1	5	0	25
at Mississippi St.	*	34	5-7	1-1	3-3	0-7-7	2	2	1	3	1	14
Vanderbilt	*	24	7-11	2-2	0-0	3-8-11	2	4	1	5	1	16
at Ole Miss	*	25	7-13	1-3	0-2	2-7-9	4	7	1	3	0	15
Alabama	*	26	7-16	1-4	9-11	1-6-7	0	2	1	5	2	24
at Florida	*	28	6-11	1-2	1-8	1-6-7	3	1	2	2	0	14
South Carolina	*	22	8-15	4-5	1-3	0-2-2	1	0	0	2	0	21
Kentucky												
at Georgia												
at Tennessee												
Mississippi State												
at Missouri												
Georgia												

## BROOME'S CAREER STATISTICS

SEASON	TEAM	GP-GS	MIN/AVG	Field Goals		3-Point		F-Throws		Rebounds				Scoring						
				FG-FGA	FG%	3FG-3FGA	3FG%	FT-FTA	FT%	OFF	DEF	TOT	AVG	PF-FO	A	TO	BLK	STL	PTS	AVG
2020-21	More	30-27	776/25.9	172-302	.570	0-0	.000	68-110	.618	91	179	270	9.0	61-0	20	57	56	18	412	13.7
2021-22	More	34-34	961/28.3	244-440	.555	0-5	.000	84-132	.636	112	246	358	10.5	84-1	41	81	131	24	572	16.8
2022-23	AUB	33-33	875/26.5	194-368	.527	9-31	.290	70-125	.560	96	181	277	8.4	99-4	44	57	78	29	467	14.2
2023-24	AUB	25-24	606/24.2	155-280	.554	20-52	.385	74-123	.602	58	151	209	8.4	59-2	48	38	59	25	404	16.2
<b>TOTAL FOR AUB</b>		<b>58-57</b>	<b>1480/25.5</b>	<b>349-648</b>	<b>.539</b>	<b>29-83</b>	<b>.349</b>	<b>144-248</b>	<b>.581</b>	<b>154</b>	<b>332</b>	<b>486</b>	<b>8.4</b>	<b>158-6</b>	<b>92</b>	<b>95</b>	<b>137</b>	<b>54</b>	<b>871</b>	<b>15.0</b>
<b>TOTAL</b>		<b>122-118</b>	<b>3217/26.4</b>	<b>765-1390</b>	<b>.550</b>	<b>29-88</b>	<b>.330</b>	<b>296-490</b>	<b>.604</b>	<b>357</b>	<b>757</b>	<b>1114</b>	<b>9.1</b>	<b>303-7</b>	<b>153</b>	<b>233</b>	<b>324</b>	<b>96</b>	<b>1855</b>	<b>15.2</b>

5

**CHRIS MOORE**  
 F | 6-6 | 220 | Sr.  
 West Memphis, Ark.  
 (West Memphis HS)



**SEASON SUPERLATIVES**

**Points:** 10 vs. Notre Dame (11/16/23)  
**Field Goals Made:** 3 vs. UNC Asheville (12/13/23), vs. Notre Dame (11/16/23)  
**Field Goals Attempted:** 4 (three times)  
**3-Point Field Goals Made:** 1 (three times)  
**3-Point Field Goals Attempted:** 2 at Mississippi State (1/27/24)  
**Free Throws Made:** 4 vs. Alabama State (12/22/23)  
**Free Throws Attempted:** 4 (three times)  
**Rebounds:** 5 (three times)  
**Assists:** 5 vs. Chattanooga (12/30/23)  
**Blocks:** 2 vs. Baylor (11/7/23)  
**Steals:** 3 vs. Alabama (2/7/24)  
**Minutes Played:** 23 vs. Alabama A&M (11/21/23), vs. Baylor (11/7/23)  
**Double-Figure Games:** 1  
**20-Point Games:** None  
**10-Rebound Games:** None  
**5-Steal Games:** None  
**Double-Doubles:** None  
**Dunks:** 2

**CAREER SUPERLATIVES**

**Points:** 16 vs. ULM (11/12/21)  
**Field Goals Made:** 5 at Washington (12/21/22), vs. ULM (11/12/21)  
**Field Goals Attempted:** 9 vs. ULM (11/12/21)  
**3-Point Field Goals Made:**  
 3 vs. Texas Southern (11/18/22), vs. Missouri (1/26/21)  
**3-Point Field Goals Attempted:**  
 4 vs. Georgia (2/1/23), vs. Texas Southern (11/18/22)  
**Free Throws Made:** 6 vs. ULM (11/12/21)  
**Free Throws Attempted:** 6 at USC (12/18/22), vs. ULM (11/12/21)  
**Rebounds:** 7 vs. Texas Southern (11/18/22)  
**Assists:** 5 vs. Chattanooga (12/30/23)  
**Blocks:** 2 vs. Baylor (11/7/23), vs. Yale (12/4/21)  
**Steals:** 3 (three times)  
**Minutes Played:** 25 at Alabama (3/1/23), vs. Florida (12/28/22)  
**Double-Figure Games:** 6  
**20-Point Games:** None  
**10-Rebound Games:** None  
**Double-Doubles:** None  
**Dunks:** 10

**2023-24 GAME-BY-GAME STATISTICS**

Opponent	GS	Min.	FG-A	3FG-A	FT-A	O-D-T	PF	A	TO	BLK	STL	PTS
vs. Baylor	*	23	2-4	0-0	0-0	0-2-2	4	1	0	2	0	4
SE Louisiana	*	12	1-2	0-1	0-0	1-1-2	0	1	1	1	0	2
vs. Notre Dame	*	22	3-4	1-1	3-4	3-1-4	0	2	0	0	0	10
vs. St. Bonaventure*	20	1-3	0-1	1-1	1-2-3	0	2	2	0	0	3	
Alabama A&M	*	23	0-1	0-1	0-0	1-4-5	2	2	0	1	0	0
Virginia Tech	*	20	0-2	0-1	0-2	1-0-1	2	0	1	1	0	0
at App State	*	13	0-0	0-0	2-2	2-0-2	1	1	2	0	0	2
vs. Indiana	*	11	1-3	0-1	0-0	0-2-2	1	0	0	0	0	2
vs. UNC Asheville	*	10	3-4	0-1	0-0	0-0-0	0	0	0	0	2	6
USC	*	10	0-2	0-1	3-4	1-1-2	4	1	1	1	0	3
Alabama State	*	14	1-2	0-1	4-4	0-0-0	0	0	0	0	0	6
Chattanooga	*	18	2-2	0-0	2-2	1-0-1	2	5	1	0	0	6
Penn	*	14	1-2	0-1	0-0	0-0-0	1	0	1	0	2	2
at Arkansas	*	14	0-1	0-0	0-0	1-0-1	0	0	2	0	1	0
Texas A&M	*	11	0-2	0-1	0-0	0-0-0	0	0	0	0	0	0
LSU	*	8	0-1	0-1	0-0	0-0-0	1	1	0	1	0	0
at Vanderbilt	*	10	1-3	0-1	0-0	0-0-0	1	1	0	0	0	2
Ole Miss	*	15	1-2	0-0	0-0	0-0-0	0	0	1	0	0	2
at Alabama	*	10	1-1	1-1	0-0	0-0-0	1	0	0	0	0	3
at Mississippi St.	*	11	0-2	0-2	0-0	0-0-0	2	0	0	1	0	0
Vanderbilt	*	12	0-3	0-0	0-0	2-3-5	1	0	0	1	0	0
at Ole Miss	*	11	1-2	1-1	0-0	0-2-2	0	0	0	0	0	3
Alabama	*	15	0-1	0-1	0-0	4-1-5	3	3	2	1	3	0
at Florida	*	11	0-1	0-0	0-0	1-0-1	0	0	0	0	0	0
South Carolina	*	14	0-0	0-0	0-0	2-1-3	1	1	0	0	0	0
Kentucky												
at Georgia												
at Tennessee												
Mississippi State												
at Missouri												
Georgia												

**MOORE'S CAREER STATISTICS**

SEASON	TEAM	GP-GS	MIN/AVG	Field Goals		3-Point		F-Throws		Rebounds				Scoring						
				FG-FGA	FG%	3FG-3FGA	3FG%	FT-FTA	FT%	OFF	DEF	TOT	AVG	PF-FO	A	TO	BLK	STL	PTS	AVG
2020-21	AUB	25-0	281/11.3	27-48	.563	6-15	.400	11-19	.579	28	23	51	2.0	28-0	12	18	6	8	71	2.8
2021-22	AUB	25-0	185/7.4	16-37	.432	0-5	.000	10-15	.667	20	15	35	1.4	19-0	6	15	4	8	42	1.7
2022-23	AUB	31-16	448/14.5	37-75	.493	9-22	.409	25-35	.714	36	30	66	2.1	47-0	19	21	9	15	108	3.5
2023-24	AUB	25-25	358/14.3	19-50	.380	3-18	.167	15-19	.789	21	20	41	1.6	27-0	21	14	10	8	56	2.2
<b>TOTAL</b>		<b>106-41</b>	<b>1273/12.0</b>	<b>99-210</b>	<b>.471</b>	<b>18-60</b>	<b>.300</b>	<b>61-88</b>	<b>.693</b>	<b>105</b>	<b>88</b>	<b>193</b>	<b>1.8</b>	<b>121-0</b>	<b>58</b>	<b>68</b>	<b>29</b>	<b>39</b>	<b>277</b>	<b>2.6</b>



# 10

## CHAD BAKER-MAZARA

G/F | 6-7 | 180 | Jr.

Santo Domingo, Dominican Republic  
(NW Florida State College)



### SEASON SUPERLATIVES

- Points:** 19 vs. LSU (1/13/24)
- Field Goals Made:** 5 (five times)
- Field Goals Attempted:** 10 (four times)
- 3-Point Field Goals Made:** 3 (three times)
- 3-Point Field Goals Attempted:** 6 at Ole Miss (2/3/24)
- Free Throws Made:** 8 vs. Alabama (2/7/24)
- Free Throws Attempted:** 11 vs. Alabama (2/7/24)
- Rebounds:** 9 at Ole Miss (2/3/24)
- Assists:** 6 vs. Alabama A&M (11/21/23)
- Blocks:** 2 vs. Texas A&M (1/9/24)
- Steals:** 5 vs. LSU (1/13/24)
- Minutes Played:** 28 at Florida (2/10/24), vs. LSU (1/13/24)
- Double-Figure Games:** 13
- 20-Point Games:** None
- 10-Rebound Games:** None
- 5-Steal Games:** 1
- Double-Doubles:** None
- Dunks:** 7

### CAREER SUPERLATIVES

- Points:** 23 at Fordham (1/27/21)
- Field Goals Made:** 8 at Fordham (1/27/21)
- Field Goals Attempted:** 15 at Fordham (1/27/21)
- 3-Point Field Goals Made:** 7 at Fordham (1/27/21)
- 3-Point Field Goals Attempted:** 11 at Fordham (1/27/21)
- Free Throws Made:** 8 vs. Alabama (2/7/24), vs. Rhode Island (2/27/21)
- Free Throws Attempted:** 11 vs. Alabama (2/7/24)
- Rebounds:** 9 at Ole Miss (2/3/24)
- Assists:** 6 vs. Alabama A&M (11/21/23)
- Blocks:** 3 vs. Rhode Island (2/27/21)
- Steals:** 5 vs. LSU (1/13/24)
- Minutes Played:** 34 vs. Rhode Island (1/20/21)
- Double-Figure Games:** 26
- 20-Point Games:** 3
- 10-Rebound Games:** None
- 5-Steal Games:** 1
- Double-Doubles:** None
- Dunks:** 20

### CAREER HONORS

- 2023 NJCAA Region 8 Most Outstanding Player
- 2023 NJCAA Region 8 All-Tournament Team
- 2023 All-Panhandle Conference First Team
- 2021-22 Mountain West Conference Sixth Man of the Year

### 2023-24 GAME-BY-GAME STATISTICS

Opponent	GS	Min.	FG-A	3FG-A	FT-A	O-D-T	PF	A	TO	BLK	STL	PTS
vs. Baylor	12	2-4	0-0	3-3	2-0-2	4	0	1	0	2	7	
SE Louisiana	23	3-6	1-3	5-6	0-6-6	3	1	0	0	1	12	
vs. Notre Dame	18	2-3	0-1	2-3	0-2-2	0	1	1	1	1	6	
vs. St. Bonaventure	20	2-4	1-2	0-0	2-1-3	3	2	0	1	0	5	
Alabama A&M	20	1-4	1-3	3-4	1-3-4	2	6	1	0	1	6	
Virginia Tech	23	5-10	0-3	5-5	2-2-4	3	3	0	1	2	15	
at App State	18	2-9	1-5	2-2	1-3-4	3	3	1	0	0	7	
vs. Indiana	22	4-8	1-2	2-2	1-0-1	1	4	0	0	1	11	
vs. UNC Asheville	19	3-6	3-3	2-2	1-6-7	0	1	1	1	0	11	
USC	22	1-3	0-1	5-6	1-3-4	1	0	0	0	1	7	
Alabama State	18	1-5	0-2	1-1	1-2-3	1	3	1	1	0	3	
Chattanooga	15	4-7	3-5	2-2	0-1-1	2	2	1	0	1	13	
Penn	19	5-10	1-3	5-6	1-0-1	2	0	0	1	0	16	
at Arkansas	21	5-9	2-3	4-4	1-3-4	2	3	0	0	0	16	
Texas A&M	27	1-6	0-3	0-1	2-2-4	4	1	3	2	2	2	
LSU	28	5-10	3-4	6-6	0-2-2	3	3	1	1	5	19	
at Vanderbilt	24	2-6	1-4	0-0	0-0-0	1	3	2	0	0	5	
Ole Miss	13	2-2	1-1	0-0	0-1-1	1	2	1	0	1	5	
at Alabama	20	3-8	0-2	5-7	0-0-0	3	0	2	1	3	11	
at Mississippi St.	23	1-6	1-3	0-0	1-5-6	3	1	2	0	1	3	
Vanderbilt	20	4-8	1-3	2-2	1-4-5	4	4	0	0	0	11	
at Ole Miss	26	5-10	3-6	2-2	1-8-9	4	2	1	1	0	15	
Alabama	20	2-5	1-2	8-11	3-3-6	4	2	0	0	1	20	
at Florida	28	1-5	0-1	4-4	1-6-7	4	4	2	0	0	6	
South Carolina	15	4-4	2-2	0-0	0-5-5	3	3	3	0	0	10	
Kentucky												
at Georgia												
at Tennessee												
Mississippi State												
at Missouri												
Georgia												


### BAKER-MAZARA'S CAREER STATISTICS

SEASON	TEAM	GP-GS	MIN/AVG	Field Goals		3-Point		F-Throws		Rebounds				Scoring						
				FG-FGA	FG%	3FG-3FGA	3FG%	FT-FTA	FT%	OFF	DEF	TOT	AVG	PF-FO	A	TO	BLK	STL	PTS	AVG
2020-21	DU	15-13	364/24.3	46-105	.438	25-60	.417	26-32	.813	10	33	43	2.9	45-4	17	13	13	15	143	9.5
2021-22	SDSU	31-0	399/12.9	66-157	.420	22-56	.393	44-49	.898	9	54	63	2.0	45-0	18	23	14	21	198	6.4
2023-24	AUB	25-0	521/20.9	70-158	.443	27-67	.403	68-79	.861	23	68	91	3.6	61-0	54	24	10	24	235	9.4
<b>TOTAL FOR AUB</b>		<b>25-0</b>	<b>521/20.9</b>	<b>70-158</b>	<b>.443</b>	<b>27-67</b>	<b>.403</b>	<b>68-79</b>	<b>.861</b>	<b>23</b>	<b>68</b>	<b>91</b>	<b>3.6</b>	<b>61-0</b>	<b>54</b>	<b>24</b>	<b>10</b>	<b>24</b>	<b>235</b>	<b>9.4</b>
<b>TOTAL</b>		<b>71-13</b>	<b>1285/18.1</b>	<b>182-420</b>	<b>.433</b>	<b>74-183</b>	<b>.404</b>	<b>138-160</b>	<b>.863</b>	<b>42</b>	<b>155</b>	<b>197</b>	<b>2.8</b>	<b>151-4</b>	<b>89</b>	<b>60</b>	<b>37</b>	<b>60</b>	<b>576</b>	<b>8.1</b>

# 12

## DENVER JONES

G | 6-4 | 205 | Jr.  
New Market, Ala.  
(FIU)



### SEASON SUPERLATIVES

**Points:** 19 vs. Vanderbilt (1/31/24)  
**Field Goals Made:** 6 vs. Vanderbilt (1/31/24)  
**Field Goals Attempted:** 11 vs. Vanderbilt (1/31/24)  
**3-Point FG Made:** 4 vs. Vanderbilt (1/31/24)  
**3-Point Field Goals Attempted:** 8 vs. Vanderbilt (1/31/24)  
**Free Throws Made:** 6 vs. USC (12/17/23), vs. Virginia Tech (11/29/23)  
**Free Throws Att.:** 6 vs. USC (12/17/23), vs. Virginia Tech (11/29/23)  
**Rebounds:** 5 vs. UNC Asheville (12/13/23), vs. Virginia Tech (11/29/23)  
**Assists:** 4 at Appalachian State (12/3/23), vs. SE Louisiana (11/10/23)  
**Blocks:** 1 at Arkansas (1/6/24)  
**Steals:** 3 at Alabama (1/24/24)  
**Minutes Played:** 26 at Ole Miss (2/3/24)  
**Double-Figure Games:** 9  
**20-Point Games:** None  
**10-Rebound Games:** None  
**5-Steal Games:** None  
**Double-Doubles:** None  
**Dunks:** 1

### CAREER SUPERLATIVES

**Points:** 30 at Rice (3/4/23)  
**Field Goals Made:** 10 (three times)  
**Field Goals Attempted:** 23 vs. Louisiana Tech (3/8/23)  
**3-Point Field Goals Made:** 7 vs. Southern Miss (2/3/22)  
**3-Point Field Goals Attempted:** 11 at UTSA (1/21/23)  
**Free Throws Made:** 11 vs. UAB (1/7/23)  
**Free Throws Attempted:** 12 vs. Rice (2/19/22)  
**Rebounds:** 13 at Eastern Michigan (12/11/21)  
**Assists:** 6 (three times)  
**Blocks:** 1 (four times)  
**Steals:** 4 (six times)  
**Minutes Played:** 47 at Eastern Michigan (12/11/21)  
**Double-Figure Games:** 54  
**30-Point Games:** 1  
**20-Point Games:** 19  
**10-Rebound Games:** 1  
**Double-Doubles:** 1  
**Dunks:** 10

### CAREER HONORS

- 2022-23 All-Conference USA First Team
- Conference USA Freshman of the Week (Dec. 13, 2021)
- 2020-21 Jayhawk Conference Freshman of the Year
- 2020-21 NJCAA All-Region 6 Second Team
- 2020-21 All-Jayhawk Conference First Team

### 2023-24 GAME-BY-GAME STATISTICS

Opponent	GS	Min.	FG-A	3FG-A	FT-A	O-D-T	PF	A	TO	BLK	STL	PTS
vs. Baylor	*	24	4-10	3-5	2-2	0-1-1	2	2	2	0	1	13
SE Louisiana	*	22	2-5	1-3	3-4	0-2-2	1	4	2	0	0	8
vs. Notre Dame	*	18	1-5	0-2	0-0	0-2-2	0	1	1	0	1	2
vs. St. Bonaventure*		21	3-4	3-3	3-4	1-1-2	0	3	0	0	0	12
Alabama A&M		17	3-6	1-4	1-1	0-2-2	2	0	1	0	1	8
Virginia Tech	*	24	1-4	0-2	6-6	1-4-5	0	1	0	0	1	8
at App State	*	17	0-5	0-3	0-0	1-3-4	0	4	0	0	0	0
vs. Indiana	*	18	3-6	2-4	4-4	0-1-1	0	2	1	0	0	12
vs. UNC Asheville	*	23	4-8	1-4	0-0	0-5-5	2	1	2	0	0	9
USC	*	23	2-4	2-2	6-6	1-2-3	3	1	1	0	1	12
Alabama State	*	23	1-5	0-2	1-1	1-1-2	1	0	2	0	1	3
Chattanooga	*	19	2-5	1-4	0-0	1-2-3	0	2	2	0	1	5
Penn	*	16	4-9	2-7	2-2	1-0-1	1	1	0	0	0	12
at Arkansas	*	19	2-5	1-1	2-3	0-0-0	0	1	0	1	1	7
Texas A&M	*	19	0-4	0-3	2-2	0-0-0	2	1	0	0	2	2
LSU	*	19	2-5	0-1	0-0	0-1-1	0	2	0	0	1	4
at Vanderbilt	*	23	1-5	1-3	0-0	3-1-4	1	2	0	0	1	3
Ole Miss	*	20	2-4	1-2	0-0	0-1-1	1	1	1	0	0	5
at Alabama	*	21	3-8	1-5	2-2	1-1-2	1	1	2	0	3	9
at Mississippi St.		20	2-6	2-3	2-2	0-0-0	1	2	0	0	0	8
Vanderbilt	*	24	6-11	4-8	3-4	0-0-0	0	0	0	0	0	19
at Ole Miss	*	26	4-8	2-5	1-1	2-1-3	1	1	3	0	1	11
Alabama	*	17	1-2	0-1	2-2	0-0-0	0	0	0	0	0	4
at Florida	*	19	3-6	1-2	3-4	1-0-1	0	1	0	0	0	10
South Carolina	*	25	2-6	0-1	3-3	1-0-1	0	1	2	0	0	6
Kentucky												
at Georgia												
at Tennessee												
Mississippi State												
at Missouri												
Georgia												

### JONES' CAREER STATISTICS

SEASON	TEAM	GP-GS		Field Goals			3-Point			F-Throws		Rebounds				Scoring							
		GP	GS	FG	FGA	FG%	3FG	3FGA	3FG%	FT	FTA	FT%	OFF	DEF	TOT	AVG	PF-FO	A	TO	BLK	STL	PTS	AVG
2021-22	FIU	31	7	832	294	.388	49	142	.345	112	125	.896	22	93	115	3.7	45-0	71	52	2	28	389	12.5
2022-23	FIU	28	28	935	33.4	.478	59	159	.371	131	155	.845	25	82	107	3.8	45-1	56	90	1	49	564	20.1
2023-24	AUB	25	23	521	20.8	.397	29	80	.363	48	53	.906	15	31	46	1.8	22-0	35	22	1	16	193	7.7
<b>TOTAL FOR AUB</b>	<b>25-23</b>	<b>521</b>	<b>20.8</b>	<b>58-146</b>	<b>.397</b>	<b>29-80</b>	<b>.363</b>	<b>48-53</b>	<b>.906</b>	<b>15</b>	<b>31</b>	<b>46</b>	<b>1.8</b>	<b>22-0</b>	<b>35</b>	<b>22</b>	<b>1</b>	<b>16</b>	<b>193</b>	<b>7.7</b>			
<b>TOTAL</b>	<b>84-58</b>	<b>2288</b>	<b>27.2</b>	<b>359-831</b>	<b>.432</b>	<b>137-381</b>	<b>.360</b>	<b>291-333</b>	<b>.874</b>	<b>62</b>	<b>206</b>	<b>268</b>	<b>3.2</b>	<b>112-1</b>	<b>162</b>	<b>164</b>	<b>4</b>	<b>93</b>	<b>1146</b>	<b>13.6</b>			

# 20

## CARTER SOBERA

G | 6-5 | 210 | Sr.  
Birmingham, Ala.  
Mountain Brook HS



### SEASON SUPERLATIVES

**Points:** None  
**Field Goals Made:** None  
**Field Goals Attempted:**  
 1 vs. Vanderbilt (1/31/24), vs. Alabama State (12/22/23)  
**3-Point Field Goals Made:** None  
**3-Point Field Goals Attempted:** None  
**Free Throws Made:** None  
**Free Throws Attempted:** None  
**Rebounds:** 2 vs. South Carolina (2/14/24)  
**Assists:** None  
**Blocks:** None  
**Steals:** None  
**Minutes Played:** 2 (five times)  
**Double-Figure Games:** None  
**20-Point Games:** None  
**10-Rebound Games:** None  
**5-Steal Games:** None  
**Double-Doubles:** None  
**Dunks:** None

### CAREER SUPERLATIVES

**Points:** 3 vs. Alabama (2/1/22)  
**Field Goals Made:** 1 vs. Alabama (2/1/22)  
**Field Goals Attempted:** 1 (three times)  
**3-Point Field Goals Made:** None  
**3-Point Field Goals Attempted:** None  
**Free Throws Made:** 1 vs. Alabama (2/1/22)  
**Free Throws Attempted:** 2 vs. Yale (12/4/21)  
**Rebounds:** 2 vs. South Carolina (2/14/24), vs. Yale (12/4/21)  
**Assists:** None  
**Blocks:** None  
**Steals:** 1 vs. Yale (12/4/21)  
**Minutes Played:** 2 (six times)  
**20-Point Games:** None  
**10-Rebound Games:** None  
**Double-Doubles:** None  
**Dunks:** None

### CAREER HONORS

- 2023 NABC Honors Court
- Two-Time SEC Academic Honor Roll (2021-22 and 2022-23)

### 2023-24 GAME-BY-GAME STATISTICS

Opponent	GS	Min.	FG-A	3FG-A	FT-A	O-D-T	PF	A	TO	BLK	STL	PTS
vs. Baylor	DNP											
SE Louisiana	DNP											
vs. Notre Dame	1	0-0	0-0	0-0	0-0	0-0-0	0	0	0	0	0	0
vs. St. Bonaventure	DNP											
Alabama A&M	2	0-0	0-0	0-0	0-0	0-1-1	0	0	0	0	0	0
Virginia Tech	1	0-0	0-0	0-0	0-0	0-0-0	0	0	0	0	0	0
at App State	DNP											
vs. Indiana	2	0-0	0-0	0-0	0-0	0-0-0	0	0	0	0	0	0
vs. UNC Asheville	1	0-0	0-0	0-0	0-0	0-0-0	0	0	0	0	0	0
USC	DNP											
Alabama State	1	0-1	0-0	0-0	0-0	0-0-0	0	0	0	0	0	0
Chattanooga	2	0-0	0-0	0-0	0-0	0-0-0	0	0	0	0	0	0
Penn	1	0-0	0-0	0-0	0-0	0-0-0	0	0	0	0	0	0
at Arkansas	DNP											
Texas A&M	DNP											
LSU	DNP											
at Vanderbilt	DNP											
Ole Miss	1	0-0	0-0	0-0	0-0	0-1-1	0	0	0	0	0	0
at Alabama	DNP											
at Mississippi St.	DNP											
Vanderbilt	2	0-1	0-0	0-0	0-0	1-0-1	0	0	0	0	0	0
at Ole Miss	DNP											
Alabama	1	0-0	0-0	0-0	0-0	0-0-0	0	0	0	0	0	0
at Florida	DNP											
South Carolina	2	0-0	0-0	0-0	0-0	0-2-2	0	0	0	0	0	0
Kentucky												
at Georgia												
at Tennessee												
Mississippi State												
at Missouri												
Georgia												

### SOBERA'S CAREER STATISTICS

SEASON	TEAM	GP-GS	MIN/AVG	Field Goals		3-Point		F-Throws		Rebounds				Scoring						
				FG-FGA	FG%	3FG-3FGA	3FG%	FT-FTA	FT%	OFF	DEF	TOT	AVG	PF	FO	A	TO	BLK	STL	PTS
2021-22	AUB	4-0	6/1.6	1-1	1.000	0-0	.000	1-3	.333	0	4	4	1.0	1-0	0	1	0	1	3	0.8
2022-23	AUB	3-0	2/0.6	0-0	.000	0-0	.000	0-0	.000	0	0	0	0.0	0-0	0	0	0	0	0	0.0
2023-24	AUB	12-0	18/1.5	0-2	.000	0-0	.000	0-0	.000	1	4	5	0.4	0-0	0	0	0	0	0	0.0
<b>TOTAL</b>		<b>19-0</b>	<b>26/1.4</b>	<b>1-3</b>	<b>.333</b>	<b>0-0</b>	<b>.000</b>	<b>1-3</b>	<b>.333</b>	<b>1</b>	<b>8</b>	<b>9</b>	<b>0.5</b>	<b>1-0</b>	<b>0</b>	<b>1</b>	<b>0</b>	<b>1</b>	<b>3</b>	<b>0.2</b>

# 23

## ADDARIN SCOTT

F | 6-9 | 207 | Jr.  
Dallas, Texas  
(Navarro College)



### SEASON SUPERLATIVES

**Points:** 2 vs. Ole Miss (1/20/24), vs. Alabama A&M (11/21/23)  
**Field Goals Made:** 1 vs. Vanderbilt (1/31/24), vs. Ole Miss (1/20/24)  
**Field Goals Attempted:** 1 vs. Vanderbilt (1/31/24), vs. Ole Miss (1/20/24)  
**3-Point Field Goals Made:** None  
**3-Point Field Goals Attempted:** None  
**Free Throws Made:** 2 vs. Alabama A&M (11/21/23)  
**Free Throws Attempted:** 2 vs. Alabama A&M (11/21/23)  
**Rebounds:** 2 vs. Chattanooga (12/30/23)  
**Assists:** 1 at Arkansas (1/6/24)  
**Blocks:** 2 vs. Ole Miss (1/20/24)  
**Steals:** None  
**Minutes Played:** 2 (six times)  
**Double-Figure Games:** None  
**20-Point Games:** None  
**10-Rebound Games:** None  
**5-Steal Games:** None  
**Double-Doubles:** None  
**Dunks:** 1

### CAREER SUPERLATIVES

**Points:** 2 vs. Ole Miss (1/20/24), vs. Alabama A&M (11/21/23)  
**Field Goals Made:** 1 vs. Vanderbilt (1/31/24), vs. Ole Miss (1/20/24)  
**Field Goals Attempted:** 1 vs. Vanderbilt (1/31/24), vs. Ole Miss (1/20/24)  
**3-Point Field Goals Made:** None  
**3-Point Field Goals Attempted:** None  
**Free Throws Made:** 2 vs. Alabama A&M (11/21/23)  
**Free Throws Attempted:** 2 vs. Alabama A&M (11/21/23)  
**Rebounds:** 2 vs. Chattanooga (12/30/23)  
**Assists:** 1 at Arkansas (1/6/24)  
**Blocks:** 2 vs. Ole Miss (1/20/24)  
**Steals:** None  
**Minutes Played:** 2 (six times)  
**Double-Figure Games:** None  
**20-Point Games:** None  
**10-Rebound Games:** None  
**5-Steal Games:** None  
**Double-Doubles:** None  
**Dunks:** 1

### 2023-24 GAME-BY-GAME STATISTICS


Opponent	GS	Min.	FG-A	3FG-A	FT-A	O-D-T	PF	A	TO	BLK	STL	PTS
vs. Baylor		DNP										
SE Louisiana		DNP										
vs. Notre Dame	1		0-0	0-0	0-0	0-0-0	0	0	0	0	0	0
vs. St. Bonaventure		DNP										
Alabama A&M	2		0-0	0-0	2-2	2-0-2	1	0	1	0	0	2
Virginia Tech	1		0-0	0-0	0-0	0-0-0	0	0	0	0	0	0
at App State		DNP										
vs. Indiana	2		0-0	0-0	0-0	0-0-0	0	0	0	0	0	0
vs. UNC Asheville	1		0-0	0-0	0-0	0-0-0	0	0	0	0	0	0
USC		DNP										
Alabama State	1		0-0	0-0	0-0	0-0-0	0	0	0	0	0	0
Chattanooga	2		0-0	0-0	0-0	0-2-2	0	0	0	0	0	0
Penn	1		0-0	0-0	0-0	0-0-0	0	0	0	0	0	0
at Arkansas	2		0-0	0-0	0-0	0-1-1	0	1	0	0	0	0
Texas A&M		DNP										
LSU		DNP										
at Vanderbilt		DNP										
Ole Miss	1		1-1	0-0	0-0	0-0-0	1	0	0	2	0	2
at Alabama		DNP										
at Mississippi St.		DNP										
Vanderbilt	2		1-1	0-0	0-0	0-0-0	2	0	1	0	0	2
at Ole Miss		DNP										
Alabama	1		0-0	0-0	0-0	0-0-0	0	0	0	0	0	0
at Florida		DNP										
South Carolina	2		0-0	0-0	0-0	0-0-0	0	0	0	0	0	0
Kentucky												
at Georgia												
at Tennessee												
Mississippi State												
at Missouri												
Georgia												

### SCOTT'S CAREER STATISTICS

SEASON	TEAM	GP-GS	MIN/AVG	Field Goals			3-Point			F-Throws		Rebounds				Scoring				
				FG-FGA	FG%	3FG-3FGA	3FG%	FT-FTA	FT%	OFF	DEF	TOT	AVG	PF-FO	A	TO	BLK	STL	PTS	AVG
2023-24	AUB	11-0	17/1.5	0-3	.000	0-0	.000	8-13	.615	0	1	1	0.1	0-0	1	1	0	1	8	0.7
<b>TOTAL</b>		<b>11-0</b>	<b>17/1.5</b>	<b>0-3</b>	<b>.000</b>	<b>0-0</b>	<b>.000</b>	<b>8-13</b>	<b>.615</b>	<b>0</b>	<b>1</b>	<b>1</b>	<b>0.1</b>	<b>0-0</b>	<b>1</b>	<b>1</b>	<b>0</b>	<b>1</b>	<b>8</b>	<b>0.7</b>

# 24

**LIOR BERMAN**  
 G | 6-4 | 210 | Gr.  
 Birmingham, Ala.  
 (Mountain Brook HS)



**SEASON SUPERLATIVES**

**Points:** 5 (three times)  
**Field Goals Made:** 1 (eight times)  
**Field Goals Attempted:** 4 vs. Chattanooga (12/30/23)  
**3-Point Field Goals Made:** 1 (four times)  
**3-Point Field Goals Attempted:** 2 (three times)  
**Free Throws Made:** 3 vs. Vanderbilt (1/31/24)  
**Free Throws Attempted:** 3 vs. Vanderbilt (1/31/24)  
**Rebounds:** 3 (four times)  
**Assists:** 1 (five times)  
**Blocks:** 1 vs. Alabama A&M (11/21/23)  
**Steals:** 1 vs. South Carolina (2/14/24)  
**Minutes Played:** 14 at Appalachian State (12/3/23)  
**Double-Figure Games:** None  
**20-Point Games:** None  
**10-Rebound Games:** None  
**5-Steal Games:** None  
**Double-Doubles:** None  
**Dunks:** None

**CAREER SUPERLATIVES**

**Points:** 8 (four times)  
**Field Goals Made:** 3 (four times)  
**Field Goals Attempted:** 6 vs. Nebraska (12/11/21)  
**3-Point Field Goals Made:** 2 (six times)  
**3-Point Field Goals Attempted:** 4 (three times)  
**Free Throws Made:** 3 vs. Vanderbilt (1/31/24)  
**Free Throws Attempted:** 3 vs. Vanderbilt (1/31/24)  
**Rebounds:** 4 vs. Texas A&M (1/25/23), vs. North Alabama (12/14/21)  
**Assists:** 1 (14 times)  
**Blocks:** 1 vs. Alabama A&M (11/21/23), vs. North Alabama (12/14/21)  
**Steals:** 1 (14 times)  
**Minutes Played:** 19 vs. Nebraska (12/11/21)  
**Double-Figure Games:** None  
**20-Point Games:** None  
**10-Rebound Games:** None  
**Double-Doubles:** None  
**Dunks:** 1

**CAREER HONORS**

- Three-Time SEC Academic Honor Roll (2020-21, 2021-22 and 2022-23)
- 2022 CSC Academic All-District Team
- Three-Time NABC Honors Court (2021, 2022 and 2023)
- 2019-20 First-Year SEC Academic Honor Roll

**2023-24 GAME-BY-GAME STATISTICS**

Opponent	GS	Min.	FG-A	3FG-A	FT-A	O-D-T	PF	A	TO	BLK	STL	PTS
vs. Baylor	4	0-0	0-0	0-0	0-0	0-0-0	1	0	0	0	0	0
SE Louisiana	2	0-1	0-1	0-0	0-0-0	0	0	0	0	0	0	0
vs. Notre Dame	5	0-0	0-0	0-0	1-2-3	2	0	0	0	0	0	0
vs. St. Bonaventure	DNP											
Alabama A&M	6	0-0	0-0	0-2	0-1-1	0	0	0	1	0	0	0
Virginia Tech	5	0-0	0-0	0-0	0-1-1	0	0	0	0	0	0	0
at App State	14	1-2	0-1	0-0	3-0-3	0	0	0	0	0	0	2
vs. Indiana	8	1-3	1-2	0-0	0-1-1	1	1	0	0	0	0	3
vs. UNC Asheville	9	2-3	1-2	0-0	0-1-1	1	0	0	0	0	0	5
USC	7	1-1	0-0	1-2	1-0-1	2	1	0	0	0	0	3
Alabama State	7	0-0	0-0	2-2	1-1-2	0	0	1	0	0	0	2
Chattanooga	7	0-4	0-1	1-2	1-2-3	1	0	0	0	0	0	1
Penn	5	0-0	0-0	0-0	0-0-0	0	0	0	0	0	0	0
at Arkansas	6	1-2	0-1	0-0	0-1-1	1	1	0	0	0	0	2
Texas A&M	2	0-0	0-0	0-0	0-0-0	0	0	0	0	0	0	0
LSU	4	0-1	0-1	0-0	0-0-0	0	0	1	0	0	0	0
at Vanderbilt	5	1-1	1-1	2-2	1-1-2	1	0	0	0	0	0	5
Ole Miss	10	1-2	1-2	1-2	1-2-3	3	0	0	0	0	0	4
at Alabama	7	0-2	0-0	0-0	1-0-1	0	0	0	0	0	0	0
at Mississippi St.	3	0-1	0-0	0-0	0-1-1	0	0	0	0	0	0	0
Vanderbilt	8	1-2	0-0	3-3	0-2-2	1	0	0	0	0	0	5
at Ole Miss	2	0-0	0-0	0-0	0-0-0	0	0	0	0	0	0	0
Alabama	5	0-1	0-0	0-0	0-0-0	2	1	0	0	0	0	0
at Florida	1	0-1	0-1	0-0	0-0-0	0	0	0	0	0	0	0
South Carolina	9	1-1	0-0	0-0	0-1-1	1	1	0	0	0	1	2
Kentucky												
at Georgia												
at Tennessee												
Mississippi State												
at Missouri												
Georgia												

**BERMAN'S CAREER STATISTICS**

SEASON	TEAM	GP-GS	MIN/AVG	Field Goals		3-Point		F-Throws		Rebounds				Scoring								
				FG-FGA	FG%	3FG-3FGA	3FG%	FT-FTA	FT%	OFF	DEF	TOT	AVG	PF-FO	A	TO	BLK	STL	PTS	AVG		
2019-20	AUB	2-0	3/1.4	0-1	.000	0-0	.000	0-0	.000	0	0	0	0.0	0-0	0	0	0	0	0	0	0	0.0
2020-21	AUB	11-0	29/2.7	4-12	.333	4-11	.364	1-1	1.000	0	2	2	0.2	1-0	0	0	0	0	0	0	13	1.2
2021-22	AUB	20-0	166/8.3	16-40	.400	8-17	.471	0-1	.000	8	6	14	0.7	18-0	6	3	1	5	40	2.0	2.0	
2022-23	AUB	25-0	236/9.4	20-49	.408	11-31	.355	3-5	.600	12	17	29	1.2	31-0	3	8	0	8	54	2.2	2.2	
2023-24	AUB	24-0	146/6.1	10-28	.357	4-13	.308	10-15	.667	10	17	27	1.1	17-0	5	2	1	1	34	1.4	1.4	
<b>TOTAL</b>		<b>82-0</b>	<b>579/7.1</b>	<b>50-130</b>	<b>.385</b>	<b>27-72</b>	<b>.375</b>	<b>14-22</b>	<b>.636</b>	<b>30</b>	<b>42</b>	<b>72</b>	<b>0.9</b>	<b>67-0</b>	<b>14</b>	<b>13</b>	<b>2</b>	<b>14</b>	<b>141</b>	<b>1.7</b>	<b>1.7</b>	

# 31

## CHANEY JOHNSON

F | 6-7 | 220 | Jr.  
Alabaster, Ala.  
(UAH)



### SEASON SUPERLATIVES

**Points:** 15 vs. Alabama A&M (11/21/23)  
**Field Goals Made:** 6 vs. Alabama A&M (11/10/23)  
**Field Goals Attempted:** 11 vs. Southeastern Louisiana (11/10/23)  
**3-Point Field Goals Made:** 1 (four times)  
**3-Point Field Goals Attempted:** 3 vs. Southeastern Louisiana (11/10/23)  
**Free Throws Made:** 3 vs. Alabama A&M (11/21/23)  
**Free Throws Attempted:** 4 vs. Alabama State (12/22/23), vs. Alabama A&M (11/21/23)  
**Rebounds:** 11 vs. Southeastern Louisiana (11/10/23)  
**Assists:** 2 (four times)  
**Blocks:** 2 vs. Virginia Tech (11/29/23)  
**Steals:** 3 vs. Chattanooga (12/30/23)  
**Minutes Played:** 20 vs. Chattanooga (12/30/23), vs. UNC Asheville (12/13/23)  
**Double-Figure Games:** 1  
**20-Point Games:** None  
**10-Rebound Games:** 2  
**5-Steal Games:** None  
**Double-Doubles:** None  
**Dunks:** 10

### CAREER HONORS

- 2023 Alabama Sports Writers Association Small College Athlete of the Year
- 2023 Gulf South Conference Player of the Year
- Two-Time NABC Division II All-District South Team (2022 and 2023)
- Two-Time All-Gulf South Conference First Team (2022 and 2023)
- Three-Time GSC Academic Honor Roll (2020-21, 2021-22, 2022-23)

### 2023-24 GAME-BY-GAME STATISTICS

Opponent	GS	Min.	FG-A	3FG-A	FT-A	O-D-T	PF	A	TO	BLK	STL	PTS
vs. Baylor	13	1-3	0-0	0-0	1-2-3	2	1	0	0	0	2	
SE Louisiana	18	2-11	0-3	0-0	7-4-11	1	1	3	1	1	4	
vs. Notre Dame	13	2-2	0-0	0-0	0-4-4	5	1	0	0	0	4	
vs. St. Bonaventure	19	0-3	0-2	0-0	0-5-5	2	0	2	0	2	0	
Alabama A&M	17	6-8	0-1	3-4	0-4-4	3	0	1	1	2	15	
Virginia Tech	18	1-4	1-1	0-0	1-2-3	3	1	2	2	0	3	
at App State	18	1-1	0-0	0-2	1-3-4	2	0	0	0	1	2	
vs. Indiana	7	0-0	0-0	0-0	0-0-0	4	0	0	0	0	0	
vs. UNC Asheville	20	3-5	0-1	2-2	2-2-4	4	2	0	1	0	8	
USC	14	1-3	0-1	1-1	1-2-3	2	0	1	0	1	3	
Alabama State	18	1-2	0-0	2-4	3-2-5	2	1	1	0	0	4	
Chattanooga	20	3-4	1-1	0-0	1-4-5	2	2	2	1	3	7	
Penn	14	0-2	0-1	0-0	1-0-1	0	0	1	0	0	0	
at Arkansas	15	2-5	1-1	0-0	0-3-3	3	0	0	0	0	5	
Texas A&M	5	0-3	0-1	0-0	1-1-2	3	0	2	0	0	0	
LSU	15	3-4	1-2	0-0	0-1-1	1	0	1	0	1	7	
at Vanderbilt	11	0-2	0-1	0-0	0-1-1	3	0	0	1	1	0	
Ole Miss	18	3-4	0-0	0-0	0-5-5	2	2	1	1	0	6	
at Alabama	11	0-1	0-0	0-0	0-2-2	2	0	0	0	1	0	
at Mississippi St.	14	3-4	0-1	2-2	1-1-2	0	0	0	1	0	8	
Vanderbilt	10	1-3	0-2	0-0	1-1-2	3	1	2	0	0	2	
at Ole Miss	12	2-2	0-0	0-0	1-3-4	2	0	1	0	0	4	
Alabama	7	0-0	0-0	0-0	0-2-2	4	0	0	0	1	0	
at Florida	18	3-4	0-1	3-3	3-7-10	3	0	1	0	0	9	
South Carolina	13	2-3	0-1	2-2	0-2-2	0	2	0	0	1	6	
Kentucky												
at Georgia												
at Tennessee												
Mississippi State												
at Missouri												
Georgia												

### CAREER SUPERLATIVES (DIVISION II and DIVISION I)

**Points:** 35 vs. Embry-Riddle (11/7/21)  
**Field Goals Made:** 13 vs. Embry-Riddle (11/7/21)  
**Field Goals Attempted:** 23 vs. Lee (2/12/22)  
**3-Point Field Goals Made:** 5 vs. Embry-Riddle (11/7/21)  
**3-Point Field Goals Attempted:** 6 vs. Embry-Riddle (11/7/21)  
**Free Throws Made:** 10 vs. Mississippi College (2/4/23)  
**Free Throws Attempted:** 14 vs. Mississippi College (2/4/23)  
**Rebounds:** 12 vs. Lee (12/2/22), vs. West Georgia (3/1/22)  
**Assists:** 6 vs. Montevallo (1/18/23)  
**Blocks:** 3 at Nova Southeastern (3/14/23), Christian Brothers (1/13/22)  
**Steals:** 4 vs. Union (3/6/22)  
**Minutes Played:** 38 at West Alabama (11/28/22)  
**Double-Figure Games:** 68  
**30-Point Games:** 1  
**20-Point Games:** 17  
**10-Rebound Games:** 8  
**Double-Doubles:** 5  
**Dunks:** 74


### JOHNSON'S CAREER STATISTICS (DIVISION II and DIVISION I)

SEASON	TEAM	GP-GS	MIN/AVG	Field Goals		3-Point		F-Throws		Rebounds				Scoring						
				FG-FGA	FG%	3FG-3FGA	3FG%	FT-FTA	FT%	OFF	DEF	TOT	AVG	PF-FO	A	TO	BLK	STL	PTS	AVG
2020-21	UAH	19-0	220/11.6	31-72	.431	11-28	.393	10-20	.500	12	25	37	1.9	31-0	4	19	2	6	83	4.4
2021-22	UAH	33-31	781/23.7	218-372	.586	32-69	.464	86-115	.748	61	126	187	5.7	100-9	39	75	22	26	554	16.8
2022-23	UAH	35-35	891/25.5	203-392	.518	24-81	.296	128-167	.766	49	182	231	6.6	69-1	55	74	18	39	558	15.9
2023-24	AUB	25-0	362/14.5	40-83	.482	4-21	.190	15-20	.750	25	63	88	3.5	58-1	14	21	9	15	99	4.0
<b>TOTAL FOR AUB</b>		<b>25-0</b>	<b>362/14.5</b>	<b>40-83</b>	<b>.482</b>	<b>4-21</b>	<b>.190</b>	<b>15-20</b>	<b>.750</b>	<b>25</b>	<b>63</b>	<b>88</b>	<b>3.5</b>	<b>58-1</b>	<b>14</b>	<b>21</b>	<b>9</b>	<b>15</b>	<b>99</b>	<b>4.0</b>
<b>TOTAL</b>		<b>112-66</b>	<b>2255/20.1</b>	<b>492-919</b>	<b>.535</b>	<b>71-199</b>	<b>.357</b>	<b>239-322</b>	<b>.742</b>	<b>147</b>	<b>396</b>	<b>543</b>	<b>4.8</b>	<b>258-11</b>	<b>112</b>	<b>189</b>	<b>51</b>	<b>86</b>	<b>1294</b>	<b>11.6</b>

# 44

## DYLAN CARDWELL

G | 6-11 | 255 | Sr.  
Augusta, Ga.  
(McEachern HS)



### SEASON SUPERLATIVES

**Points:** 12 vs. Ole Miss (1/20/24), at Vanderbilt (1/17/24)  
**Field Goals Made:** 5 vs. Ole Miss (1/20/24)  
**Field Goals Attempted:** 7 at Vanderbilt (1/17/24)  
**3-Point Field Goals Made:** None  
**3-Point Field Goals Attempted:** 1 vs. Vanderbilt (1/31/24), vs. USC (12/17/23)  
**Free Throws Made:** 6 vs. St. Bonaventure (11/17/23)  
**Free Throws Attempted:** 6 vs. St. Bonaventure (11/17/23)  
**Rebounds:** 9 vs. Chattanooga (12/30/23), vs. Alabama A&M (11/21/23)  
**Assists:** 5 vs. South Carolina (2/14/24)  
**Blocks:** 5 vs. LSU (1/13/24), vs. Baylor (11/7/23)  
**Steals:** 3 vs. USC (12/17/23)  
**Minutes Played:** 18 (three times)  
**Double-Figure Games:** 3  
**20-Point Games:** None  
**10-Rebound Games:** None  
**5-Block Games:** 2  
**Double-Doubles:** None  
**Dunks:** 32

### CAREER SUPERLATIVES

**Points:** 12 vs. Ole Miss (1/20/24), at Vanderbilt (1/17/24)  
**Field Goals Made:** 5 (three times)  
**Field Goals Attempted:** 8 vs. Missouri (2/14/23)  
**3-Point Field Goals Made:** 1 vs. Mississippi State (3/6/21)  
**3-Point Field Goals Attempted:** 1 (five times)  
**Free Throws Made:** 6 vs. St. Bonaventure (11/17/23), vs. Missouri (1/26/21)  
**Free Throws Attempted:** 7 vs. Missouri (1/26/21)  
**Rebounds:** 10 vs. Missouri (2/14/23)  
**Assists:** 5 vs. South Carolina (2/14/24)  
**Blocks:** 5 (four times)  
**Steals:** 4 at South Carolina (1/4/22)  
**Minutes Played:** 29 vs. Ole Miss (2/6/21)  
**Double-Figure Games:** 5  
**20-Point Games:** None  
**10-Rebound Games:** 1  
**5-Block Games:** 4  
**Double-Doubles:** None  
**Dunks:** 99

### CAREER HONORS

- 2022-23 CSC Academic All-District Team
- 2023 NABC Honors Court
- 2021-22 SEC Community Service Team
- Two-Time SEC Academic Honor Roll (2021-22 and 2022-23)
- 2020-21 First-Year SEC Academic Honor Roll

### 2023-24 GAME-BY-GAME STATISTICS

Opponent	GS	Min.	FG-A	3FG-A	FT-A	O-D-T	PF	A	TO	BLK	STL	PTS
vs. Baylor	14	2-3	0-0	1-3	2-2-4	4	4	0	5	1	5	
SE Louisiana	16	3-3	0-0	0-0	2-2-4	3	0	0	1	0	6	
vs. Notre Dame	15	1-2	0-0	0-0	1-0-1	2	1	4	1	2	2	
vs. St. Bonaventure	16	1-2	0-0	6-6	2-2-4	3	2	0	0	0	8	
Alabama A&M *	17	3-5	0-0	0-0	5-4-9	0	2	3	2	1	6	
Virginia Tech	12	0-0	0-0	2-5	0-0-0	1	2	0	0	0	2	
at App State	13	2-3	0-0	0-0	3-1-4	3	0	1	0	0	4	
vs. Indiana	17	1-2	0-0	0-0	4-4-8	1	0	0	0	1	2	
vs. UNC Asheville	18	3-6	0-0	0-0	1-0-1	2	0	0	1	0	6	
USC	17	4-5	0-1	3-4	2-3-5	3	2	0	2	3	11	
Alabama State	16	2-2	0-0	0-0	0-1-1	1	0	0	2	1	4	
Chattanooga	18	3-5	0-0	1-2	4-5-9	1	1	1	3	1	7	
Penn	9	3-3	0-0	0-0	1-2-3	4	0	0	0	0	6	
at Arkansas	13	3-3	0-0	0-2	3-5-8	3	0	0	2	0	6	
Texas A&M	12	3-3	0-0	0-0	1-4-5	2	2	0	0	1	6	
LSU	17	1-2	0-0	3-4	3-3-6	2	3	1	5	1	5	
at Vanderbilt	15	4-7	0-0	4-4	3-3-6	1	0	1	2	1	12	
Ole Miss	18	5-6	0-0	2-2	2-1-3	1	3	4	0	1	12	
at Alabama	14	1-2	0-0	0-0	2-1-3	3	1	1	3	1	2	
at Mississippi St.	6	0-0	0-0	0-0	0-0-0	4	0	0	1	0	0	
Vanderbilt	13	0-2	0-1	0-2	0-3-3	2	0	0	0	1	0	
at Ole Miss	14	0-1	0-0	0-0	1-1-2	0	1	0	2	1	0	
Alabama	13	1-1	0-0	2-2	0-3-3	4	0	0	3	0	4	
at Florida	11	2-2	0-0	0-1	4-0-4	3	1	2	0	0	4	
South Carolina	15	2-3	0-0	4-4	0-0-0	4	5	0	4	0	8	
Kentucky												
at Georgia												
at Tennessee												
Mississippi State												
at Missouri												
Georgia												

### CARDWELL'S CAREER STATISTICS

SEASON	TEAM	Field Goals		3-Point		F-Throws		Rebounds				Scoring								
		GP-GS	MIN/AVG	FG-FGA	FG%	3FG-3FGA	3FG%	FT-FTA	FT%	OFF	DEF	TOT	AVG	PF-FO	A	TO	BLK	STL	PTS	AVG
2020-21	AUB	27-0	409/15.1	43-61	.705	1-1	1.000	16-28	.571	49	49	98	3.6	57-1	13	41	17	12	103	3.8
2021-22	AUB	34-0	394/11.6	49-71	.690	0-1	.000	4-10	.400	53	49	102	3.0	60-0	18	9	42	18	102	3.0
2022-23	AUB	32-1	428/13.4	56-75	.747	0-1	.000	7-22	.318	54	66	120	3.8	64-0	35	20	43	9	119	3.7
2023-24	AUB	25-1	364/14.6	50-73	.685	0-2	.000	28-41	.683	46	50	96	3.8	57-0	28	18	39	16	128	5.1
<b>TOTAL</b>		<b>118-2</b>	<b>1595/13.5</b>	<b>198-280</b>	<b>.707</b>	<b>1-5</b>	<b>.200</b>	<b>55-101</b>	<b>.545</b>	<b>202</b>	<b>214</b>	<b>416</b>	<b>3.5</b>	<b>238-1</b>	<b>94</b>	<b>88</b>	<b>141</b>	<b>55</b>	<b>452</b>	<b>3.8</b>

# 2023-24 OVERALL STATISTICS

### Game Records

Record	Overall	Home	Away	Neutral
ALL GAMES	20-5	13-0	3-4	4-1
CONFERENCE	9-3	6-0	3-3	0-0
NON-CONFERENCE	11-2	7-0	0-1	4-1

### Score by Periods

Team	1st	2nd	OT	TOT
Auburn	1027	1050	0	2077
Opponents	759	913	0	1672

### Team Box Score

No.	Player				Total		3-Point		F-Throw		Rebounds								PTS	AVG		
		GP-GS	MIN	AVG	FG-FGA	FG%	3FG-3FGA	3FG%	FT-FTA	FT%	OFF	DEF	TOT	AVG	PF	DQ	A	TO			BLK	STL
4	BROOME, Johni	25-24	605:50	24.2	155-280	.554	20-52	.385	74-123	.602	58	151	209	8.4	59	2	48	38	59	25	404	16.2
2	WILLIAMS, Jaylin	25-25	608:13	24.3	121-205	.590	29-68	.426	63-77	.818	33	89	122	4.9	39	0	48	29	12	20	334	13.4
10	BAKER-MAZARA, Chad	25-0	521:29	20.9	70-158	.443	27-67	.403	68-79	.861	23	68	91	3.6	61	0	54	24	10	24	235	9.4
1	HOLLOWAY, Aden	25-17	503:49	20.2	63-205	.307	43-142	.303	35-46	.761	6	32	38	1.5	31	0	73	22	1	8	204	8.2
12	JONES, Denver	25-23	520:51	20.8	58-146	.397	29-80	.363	48-53	.906	15	31	46	1.8	22	0	35	22	1	16	193	7.7
0	JOHNSON, K.D.	25-1	447:23	17.9	58-148	.392	19-68	.279	53-68	.779	7	39	46	1.8	61	1	33	21	5	34	188	7.5
3	DONALDSON, Tre	25-9	490:21	19.6	71-140	.507	19-50	.380	25-28	.893	11	54	65	2.6	24	0	87	38	0	22	186	7.4
44	CARDWELL, Dylan	25-1	364:25	14.6	50-73	.685	0-2	.000	28-41	.683	46	50	96	3.8	57	0	28	18	39	16	128	5.1
31	JOHNSON, Chaney	25-0	362:13	14.5	40-83	.482	4-21	.190	15-20	.750	25	63	88	3.5	58	1	14	21	9	15	99	4.0
5	MOORE, Chris	25-25	357:40	14.3	19-50	.380	3-18	.167	15-19	.789	21	20	41	1.6	27	0	21	14	10	8	56	2.2
24	BERMAN, Lior	24-0	146:22	6.1	10-28	.357	4-13	.308	10-15	.667	10	17	27	1.1	17	0	5	2	1	1	34	1.4
21	MUSCHALEK, Blake	11-0	16:40	1.5	0-3	.000	0-0	.000	8-13	.615	0	1	1	0.1	0	0	1	1	0	1	8	0.7
23	SCOTT, Addarin	13-0	20:17	1.6	2-2	1.000	0-0	.000	2-2	1.000	2	3	5	0.4	4	0	1	2	3	0	6	0.5
55	HARPER, Jalen	10-0	14:46	1.5	1-8	.125	0-2	.000	0-0	.000	0	0	0	0.0	2	0	1	0	0	0	2	0.2
42	ALEXANDER, Haston	1-0	01:31	1.5	0-0	.000	0-0	.000	0-0	.000	0	1	1	1.0	1	0	0	0	0	0	0	0.0
20	SOBERA, Carter	12-0	18:12	1.5	0-2	.000	0-0	.000	0-0	.000	1	4	5	0.4	0	0	0	0	0	0	0	0.0
Team											37	55	92				8					
<b>Total</b>		<b>25</b>	<b>5000</b>		<b>718-1531</b>	<b>.469</b>	<b>197-583</b>	<b>.338</b>	<b>444-584</b>	<b>.760</b>	<b>295</b>	<b>678</b>	<b>973</b>	<b>38.9</b>	<b>463</b>	<b>4</b>	<b>449</b>	<b>260</b>	<b>150</b>	<b>190</b>	<b>2077</b>	<b>83.1</b>
<b>Opponents</b>		<b>25</b>	<b>5000</b>		<b>553-1458</b>	<b>.379</b>	<b>154-517</b>	<b>.298</b>	<b>412-556</b>	<b>.741</b>	<b>286</b>	<b>572</b>	<b>858</b>	<b>34.3</b>	<b>474</b>	<b>11</b>	<b>245</b>	<b>336</b>	<b>80</b>	<b>162</b>	<b>1672</b>	<b>66.9</b>

### Team Statistics

	AUB	OPP
<b>Scoring</b>	<b>2077</b>	<b>1672</b>
Points per game	83.1	66.9
Scoring margin	+16.2	-
<b>Field goals-att</b>	<b>718-1531</b>	<b>553-1458</b>
Field goal pct	.469	.379
<b>3 point fg-att</b>	<b>197-583</b>	<b>154-517</b>
3-point FG pct	.338	.298
3-pt FG made per game	7.9	6.2
<b>Free throws-att</b>	<b>444-584</b>	<b>412-556</b>
Free throw pct	.760	.741
F-Throws made per game	17.8	16.5
<b>Rebounds</b>	<b>973</b>	<b>858</b>
Rebounds per game	38.9	34.3
Rebounding margin	+4.6	-
<b>Assists</b>	<b>449</b>	<b>245</b>
Assists per game	18.0	9.8
<b>Turnovers</b>	<b>260</b>	<b>336</b>
Turnovers per game	10.4	13.4
Turnover margin	+3.0	-
Assist/turnover ratio	1.7	0.7
<b>Steals</b>	<b>190</b>	<b>162</b>
Steals per game	7.6	6.5
<b>Blocks</b>	<b>150</b>	<b>80</b>
Blocks per game	6.0	3.2
<b>Winning streak</b>	<b>1</b>	<b>-</b>
Home win streak	13	-
<b>Attendance</b>	<b>118573</b>	<b>76424</b>
Home games-Avg/Game	13-9121	7-10918
Neutral site-Avg/Game	-	5-5716

### Team Results

Date	Opponent		Score	Att.
11/07/2023	vs Baylor	L	82-88	3028
11/10/2023	Southeastern La.	W	86-71	9121
11/16/2023	vs Notre Dame	W	83-59	5524
11/17/2023	vs St. Bonaventure	W	77-60	4849
11/21/2023	Alabama A&M	W	84-54	9121
11/29/2023	Virginia Tech	W	74-57	9121
12/03/2023	at App State	L	64-69	7037
12/09/2023	vs Indiana	W	104-76	8623
12/13/2023	vs UNC Asheville	W	87-62	6556
12/17/2023	Southern California	W	91-75	9121
12/22/2023	Alabama St.	W	82-62	9121
12/30/2023	Chattanooga	W	101-66	9121
01/02/2024	Penn	W	88-68	9121
01/06/2024	at Arkansas	W	83-51	19200
01/09/2024	Texas A&M	W	66-55	9121
01/13/2024	LSU	W	93-78	9121
01/17/2024	at Vanderbilt	W	80-65	7099
01/20/2024	Ole Miss	W	82-59	9121
01/24/2024	at Alabama	L	75-79	13474
01/27/2024	at Mississippi St.	L	58-64	9175
01/31/2024	Vanderbilt	W	81-54	9121
02/03/2024	at Ole Miss	W	91-77	9631
02/07/2024	Alabama	W	99-81	9121
02/10/2024	at Florida	L	65-81	10808
02/14/2024	South Carolina	W	101-61	9121



# 2023-24 CONFERENCE STATISTICS

### Game Records

Record	Overall	Home	Away	Neutral
ALL GAMES	9-3	6-0	3-3	0-0
CONFERENCE	9-3	6-0	3-3	0-0
NON-CONFERENCE	0-0	0-0	0-0	0-0

### Score by Periods

Team	1st	2nd	OT	TOT
Auburn	459	515	0	974
Opponents	384	421	0	805

### Team Box Score

No.	Player	Total			3-Point			F-Throw		Rebounds				Other Stats								
		GP-GS	MIN	AVG	FG-FGA	FG%	3FG-3FGA	3FG%	FT-FTA	FT%	OFF	DEF	TOT	AVG	PF	DQ	A	TO	BLK	STL	PTS	AVG
4	BROOME, Johni	12-12	306:42	25.6	76-140	.543	13-26	.500	34-52	.654	24	72	96	8.0	27	1	27	16	33	15	199	16.6
2	WILLIAMS, Jaylin	12-12	323:03	26.9	65-109	.596	17-36	.472	38-45	.844	14	44	58	4.8	21	0	22	15	4	8	185	15.4
10	BAKER-MAZARA, Chad	12-0	268:09	22.3	35-79	.443	15-34	.441	31-37	.838	10	39	49	4.1	36	0	28	17	5	13	116	9.7
12	JONES, Denver	12-11	252:49	21.1	28-70	.400	13-35	.371	20-23	.870	8	5	13	1.1	10	0	13	8	1	9	89	7.4
0	JOHNSON, K.D.	12-1	230:27	19.2	26-73	.356	7-30	.233	30-39	.769	2	19	21	1.8	28	0	15	12	2	18	89	7.4
3	DONALDSON, Tre	12-6	251:57	21.0	34-66	.515	7-20	.350	13-14	.929	4	28	32	2.7	10	0	42	20	0	13	88	7.3
1	HOLLOWAY, Aden	12-6	214:08	17.8	21-82	.256	13-60	.217	12-17	.706	4	17	21	1.8	13	0	22	9	0	4	67	5.6
44	CARDWELL, Dylan	12-0	164:36	13.7	22-32	.688	0-1	.000	15-21	.714	19	24	43	3.6	29	0	16	9	23	6	59	4.9
31	JOHNSON, Chaney	12-0	151:05	12.6	19-35	.543	2-10	.200	7-7	1.000	7	29	36	3.0	26	0	5	8	3	5	47	3.9
24	BERMAN, Lior	12-0	64:42	5.4	5-14	.357	2-6	.333	6-7	.857	3	8	11	0.9	9	0	3	1	0	1	18	1.5
5	MOORE, Chris	12-12	143:07	11.9	4-19	.211	2-8	.250	0-0	.000	10	7	17	1.4	10	0	6	5	4	4	10	0.8
23	SCOTT, Addarin	5-0	08:33	1.7	2-2	1.000	0-0	.000	0-0	.000	0	1	1	0.2	3	0	1	1	2	0	4	0.8
55	HARPER, Jalen	4-0	06:54	1.7	1-3	.333	0-0	.000	0-0	.000	0	0	0	0.0	1	0	1	0	0	0	2	0.5
21	MUSCHALEK, Blake	4-0	06:54	1.7	0-0	.000	0-0	.000	1-2	.500	0	1	1	0.3	0	0	1	1	0	0	1	0.3
20	SOBERA, Carter	4-0	06:54	1.7	0-1	.000	0-0	.000	0-0	.000	1	3	4	1.0	0	0	0	0	0	0	0	0.0
Team											23	24	47				4					
<b>Total</b>		<b>12</b>	<b>2400</b>		<b>338-725</b>	<b>.466</b>	<b>91-266</b>	<b>.342</b>	<b>207-264</b>	<b>.784</b>	<b>129</b>	<b>321</b>	<b>450</b>	<b>37.5</b>	<b>223</b>	<b>1</b>	<b>202</b>	<b>126</b>	<b>77</b>	<b>96</b>	<b>974</b>	<b>81.2</b>
<b>Opponents</b>		<b>12</b>	<b>2400</b>		<b>263-711</b>	<b>.370</b>	<b>74-250</b>	<b>.296</b>	<b>205-278</b>	<b>.737</b>	<b>157</b>	<b>276</b>	<b>433</b>	<b>36.1</b>	<b>225</b>	<b>3</b>	<b>115</b>	<b>159</b>	<b>47</b>	<b>79</b>	<b>805</b>	<b>67.1</b>

### Team Statistics

	AUB	OPP
<b>Scoring</b>	<b>974</b>	<b>805</b>
Points per game	81.2	67.1
Scoring margin	+14.1	-
<b>Field goals-att</b>	<b>338-725</b>	<b>263-711</b>
Field goal pct	.466	.370
<b>3 point fg-att</b>	<b>91-266</b>	<b>74-250</b>
3-point FG pct	.342	.296
3-pt FG made per game	7.6	6.2
<b>Free throws-att</b>	<b>207-264</b>	<b>205-278</b>
Free throw pct	.784	.737
F-Throws made per game	17.3	17.1
<b>Rebounds</b>	<b>450</b>	<b>433</b>
Rebounds per game	37.5	36.1
Rebounding margin	+1.4	-
<b>Assists</b>	<b>202</b>	<b>115</b>
Assists per game	16.8	9.6
<b>Turnovers</b>	<b>126</b>	<b>159</b>
Turnovers per game	10.5	13.3
Turnover margin	+2.8	-
Assist/turnover ratio	1.6	0.7
<b>Steals</b>	<b>96</b>	<b>79</b>
Steals per game	8.0	6.6
<b>Blocks</b>	<b>77</b>	<b>47</b>
Blocks per game	6.4	3.9
<b>Winning streak</b>	<b>1</b>	<b>-</b>
Home win streak	6	-
<b>Attendance</b>	<b>54726</b>	<b>69387</b>
Home games-Avg/Game	6-9121	6-11565
Neutral site-Avg/Game	-	0-0

### Team Results

Date	Opponent	Score	Att.
01/06/2024	at Arkansas	W 83-51	19200
01/09/2024	Texas A&M	W 66-55	9121
01/13/2024	LSU	W 93-78	9121
01/17/2024	at Vanderbilt	W 80-65	7099
01/20/2024	Ole Miss	W 82-59	9121
01/24/2024	at Alabama	L 75-79	13474
01/27/2024	at Mississippi St.	L 58-64	9175
01/31/2024	Vanderbilt	W 81-54	9121
02/03/2024	at Ole Miss	W 91-77	9631
02/07/2024	Alabama	W 99-81	9121
02/10/2024	at Florida	L 65-81	10808
02/14/2024	South Carolina	W 101-61	9121

# TEAM AND OPPONENT SUPERLATIVES

## AUBURN GAME HIGHS

### Auburn - Game Highs

<b>POINTS</b>	104	vs Indiana (N) (12/09/2023)
	101	South Carolina (02/14/2024)
	101	Chattanooga (12/30/2023)
	99	Alabama (02/07/2024)
	93	LSU (01/13/2024)
<b>FIELD GOALS MADE</b>	37	Chattanooga (12/30/2023)
	36	South Carolina (02/14/2024)
<b>FIELD GOAL ATTEMPTS</b>	72	vs Indiana (N) (12/09/2023)
	70	at Arkansas (01/06/2024)
	70	Southeastern La. (11/10/2023)
<b>FIELD GOAL PERCENTAGE</b>	.610 (36-59)	South Carolina (02/14/2024)
	.582 (32-55)	Ole Miss (01/20/2024)
<b>3 PT FG MADE</b>	14	vs Indiana (N) (12/09/2023)
	12	South Carolina (02/14/2024)
	12	at Ole Miss (02/03/2024)
	12	Penn (01/02/2024)
<b>3 PT FG ATTEMPTS</b>	35	Penn (01/02/2024)
	32	Southeastern La. (11/10/2023)
<b>3 PT FG PERCENTAGE</b>	.600 (12-20)	South Carolina (02/14/2024)
	.483 (14-29)	vs Indiana (N) (12/09/2023)
<b>FREE THROWS MADE</b>	40	Alabama (02/07/2024)
	27	LSU (01/13/2024)
<b>FREE THROW ATTEMPTS</b>	50	Alabama (02/07/2024)
	36	Virginia Tech (11/29/2023)
	36	Alabama A&M (11/21/2023)
<b>FREE THROW PERCENTAGE</b>	.909 (10-11)	Ole Miss (01/20/2024)
	.895 (17-19)	South Carolina (02/14/2024)
<b>REBOUNDS</b>	48	at App State (12/03/2023)
	48	Alabama A&M (11/21/2023)
<b>ASSISTS</b>	25	at Ole Miss (02/03/2024)
	25	vs Indiana (N) (12/09/2023)
<b>STEALS</b>	15	LSU (01/13/2024)
	13	Alabama (02/07/2024)
<b>BLOCKED SHOTS</b>	12	Alabama (02/07/2024)
	10	at Alabama (01/24/2024)
	10	vs Baylor (N) (11/07/2023)
<b>TURNOVERS</b>	18	Alabama St. (12/22/2023)
	16	Ole Miss (01/20/2024)
<b>FOULS</b>	32	vs Baylor (N) (11/07/2023)
	28	Alabama (02/07/2024)

## OPPONENT GAME HIGHS

### Opponent - Game Highs

<b>POINTS</b>	88	vs Baylor (N) (11/07/2023)
	81	at Florida (02/10/2024)
	81	Alabama (02/07/2024)
	79	at Alabama (01/24/2024)
	78	LSU (01/13/2024)
<b>FIELD GOALS MADE</b>	28	at Ole Miss (02/03/2024)
	27	at Florida (02/10/2024)
<b>FIELD GOAL ATTEMPTS</b>	68	at Alabama (01/24/2024)
	67	at Florida (02/10/2024)
<b>FIELD GOAL PERCENTAGE</b>	.452 (28-62)	at Ole Miss (02/03/2024)
	.451 (23-51)	vs UNC Asheville (N) (12/13/2023)
<b>3 PT FG MADE</b>	11	at Alabama (01/24/2024)
	11	Chattanooga (12/30/2023)
<b>3 PT FG ATTEMPTS</b>	33	Chattanooga (12/30/2023)
	30	at Alabama (01/24/2024)
<b>3 PT FG PERCENTAGE</b>	.474 (9-19)	vs Baylor (N) (11/07/2023)
	.471 (8-17)	at App State (12/03/2023)
<b>FREE THROWS MADE</b>	28	Alabama (02/07/2024)
	27	vs Baylor (N) (11/07/2023)
<b>FREE THROW ATTEMPTS</b>	35	Alabama (02/07/2024)
	34	vs Baylor (N) (11/07/2023)
<b>FREE THROW PERCENTAGE</b>	.875 (14-16)	Alabama St. (12/22/2023)
	.846 (11-13)	vs St. Bonaventure (N) (11/17/2023)
<b>REBOUNDS</b>	46	at Alabama (01/24/2024)
	45	at Mississippi St. (01/27/2024)
<b>ASSISTS</b>	20	at Ole Miss (02/03/2024)
	16	Chattanooga (12/30/2023)
<b>STEALS</b>	14	Alabama St. (12/22/2023)
	11	Texas A&M (01/09/2024)
<b>BLOCKED SHOTS</b>	7	at Florida (02/10/2024)
	6	at Ole Miss (02/03/2024)
<b>TURNOVERS</b>	21	Virginia Tech (11/29/2023)
	19	Texas A&M (01/09/2024)
<b>FOULS</b>	33	Alabama (02/07/2024)
	26	Alabama A&M (11/21/2023)

## AUBURN GAME LOWS

### Auburn - Game Lows

<b>POINTS</b>	58	at Mississippi St. (01/27/2024)
	64	at App State (12/03/2023)
	65	at Florida (02/10/2024)
	66	Texas A&M (01/09/2024)
	74	Virginia Tech (11/29/2023)
<b>FIELD GOALS MADE</b>	19	at Mississippi St. (01/27/2024)
	20	Texas A&M (01/09/2024)
<b>FIELD GOAL ATTEMPTS</b>	51	Texas A&M (01/09/2024)
	52	vs St. Bonaventure (N) (11/17/2023)
<b>FIELD GOAL PERCENTAGE</b>	.339 (19-56)	at Mississippi St. (01/27/2024)
	.387 (24-62)	Virginia Tech (11/29/2023)
<b>3 PT FG MADE</b>	2	Virginia Tech (11/29/2023)
	3	at Florida (02/10/2024)
	3	at App State (12/03/2023)
<b>3 PT FG ATTEMPTS</b>	16	Virginia Tech (11/29/2023)
	17	at Florida (02/10/2024)
<b>3 PT FG PERCENTAGE</b>	.111 (3-27)	at App State (12/03/2023)
	.125 (2-16)	Virginia Tech (11/29/2023)
<b>FREE THROWS MADE</b>	8	at Arkansas (01/06/2024)
	9	at Ole Miss (02/03/2024)
	9	at App State (12/03/2023)
<b>FREE THROW ATTEMPTS</b>	11	Ole Miss (01/20/2024)
	11	at Arkansas (01/06/2024)
<b>FREE THROW PERCENTAGE</b>	.474 (9-19)	at App State (12/03/2023)
	.538 (14-26)	at Florida (02/10/2024)
<b>REBOUNDS</b>	29	South Carolina (02/14/2024)
	29	Ole Miss (01/20/2024)
<b>ASSISTS</b>	10	at Florida (02/10/2024)
	11	at Alabama (01/24/2024)
<b>STEALS</b>	1	at Florida (02/10/2024)
	3	at App State (12/03/2023)
<b>BLOCKED SHOTS</b>	2	at Florida (02/10/2024)
	2	at App State (12/03/2023)
<b>TURNOVERS</b>	3	vs Indiana (N) (12/09/2023)
	5	Alabama (02/07/2024)
<b>FOULS</b>	11	Penn (01/02/2024)
	13	Alabama St. (12/22/2023)

## OPPONENT GAME LOWS

### Opponent - Game Lows

<b>POINTS</b>	51	at Arkansas (01/06/2024)
	54	Vanderbilt (01/31/2024)
	54	Alabama A&M (11/21/2023)
	55	Texas A&M (01/09/2024)
	57	Virginia Tech (11/29/2023)
<b>FIELD GOALS MADE</b>	14	Virginia Tech (11/29/2023)
	15	Vanderbilt (01/31/2024)
<b>FIELD GOAL ATTEMPTS</b>	51	vs UNC Asheville (N) (12/13/2023)
	51	at App State (12/03/2023)
	51	Virginia Tech (11/29/2023)
<b>FIELD GOAL PERCENTAGE</b>	.268 (15-56)	Vanderbilt (01/31/2024)
	.275 (14-51)	Virginia Tech (11/29/2023)
<b>3 PT FG MADE</b>	2	vs Notre Dame (N) (11/16/2023)
	3	South Carolina (02/14/2024)
	3	Texas A&M (01/09/2024)
	3	Alabama A&M (11/21/2023)
	3	vs St. Bonaventure (N) (11/17/2023)
<b>3 PT FG ATTEMPTS</b>	14	Southeastern La. (11/10/2023)
	15	South Carolina (02/14/2024)
	15	Alabama A&M (11/21/2023)
<b>3 PT FG PERCENTAGE</b>	.077 (2-26)	vs Notre Dame (N) (11/16/2023)
	.125 (3-24)	vs St. Bonaventure (N) (11/17/2023)
<b>FREE THROWS MADE</b>	8	at Arkansas (01/06/2024)
	8	Penn (01/02/2024)
<b>FREE THROW ATTEMPTS</b>	13	vs St. Bonaventure (N) (11/17/2023)
	14	Penn (01/02/2024)
<b>FREE THROW PERCENTAGE</b>	.500 (9-18)	at Mississippi St. (01/27/2024)
	.500 (9-18)	at UNC Asheville (N) (12/13/2023)
<b>REBOUNDS</b>	23	Chattanooga (12/30/2023)
	26	at Ole Miss (02/03/2024)
	26	vs UNC Asheville (N) (12/13/2023)
<b>ASSISTS</b>	4	at Vanderbilt (01/17/2024)
	5	South Carolina (02/14/2024)
<b>STEALS</b>	2	Alabama (02/07/2024)
	2	vs Indiana (N) (12/09/2023)
<b>BLOCKED SHOTS</b>	1	vs UNC Asheville (N) (12/13/2023)
	1	vs St. Bonaventure (N) (11/17/2023)
	1	Southeastern La. (11/10/2023)
<b>TURNOVERS</b>	7	at Florida (02/10/2024)
	7	at App State (12/03/2023)
<b>FOULS</b>	9	vs UNC Asheville (N) (12/13/2023)
	11	at Arkansas (01/06/2024)

# TEAM AND INDIVIDUAL SUPERLATIVES

## AUBURN INDIVIDUAL HIGHS

### Auburn - Individual Game Highs

<b>POINTS</b>	30	Johni Broome vs Virginia Tech (11/29/2023)
	26	Jaylin Williams vs Alabama (02/07/2024)
	25	Johni Broome at Alabama (01/24/2024)
	24	Johni Broome vs Alabama (02/07/2024)
	24	Johni Broome vs Penn (01/02/2024)
	24	Aden Holloway vs Indiana (N) (12/09/2023)
	24	Jaylin Williams vs Indiana (N) (12/09/2023)
<b>FIELD GOALS MADE</b>	11	Johni Broome at Alabama (01/24/2024)
	11	Johni Broome vs Virginia Tech (11/29/2023)
<b>FIELD GOAL ATTEMPTS</b>	19	Johni Broome vs Virginia Tech (11/29/2023)
	17	Johni Broome at Alabama (01/24/2024)
<b>FIELD GOAL PERCENTAGE (min 5 made)</b>	1.000 (9-9)	Jaylin Williams vs Chattanooga (12/30/2023)
	1.000 (7-7)	Jaylin Williams at Vanderbilt (01/17/2024)
<b>3 PT FG MADE</b>	5	Jaylin Williams vs South Carolina (02/14/2024)
	5	Aden Holloway vs Indiana (N) (12/09/2023)
<b>3 PT FG ATTEMPTS</b>	10	Aden Holloway vs LSU (01/13/2024)
	8	Denver Jones vs Vanderbilt (01/31/2024)
	8	Aden Holloway vs Chattanooga (12/30/2023)
	8	Aden Holloway vs Indiana (N) (12/09/2023)
	8	Aden Holloway vs Southeastern La. (11/10/2023)
	8	Aden Holloway vs Baylor (N) (11/07/2023)
<b>3 PT FG PERCENTAGE (min 2 made)</b>	1.000 (3-3)	Chad Baker-Mazara vs UNC Asheville (N) (12/13/2023)
	1.000 (3-3)	Denver Jones vs St. Bonaventure (N) (11/17/2023)
	1.000 (2-2)	Chad Baker-Mazara vs South Carolina (02/14/2024)
	1.000 (2-2)	Johni Broome vs Vanderbilt (01/31/2024)
	1.000 (2-2)	Jaylin Williams at Vanderbilt (01/17/2024)
	1.000 (2-2)	Jaylin Williams vs LSU (01/13/2024)
	1.000 (2-2)	Jaylin Williams vs Chattanooga (12/30/2023)
	1.000 (2-2)	K.D. Johnson vs Chattanooga (12/30/2023)
	1.000 (2-2)	Denver Jones vs Southern California (12/17/2023)
<b>FREE THROWS MADE</b>	9	Johni Broome vs Alabama (02/07/2024)
	9	Jaylin Williams vs Alabama (02/07/2024)
<b>FREE THROW ATTEMPTS</b>	13	Johni Broome vs Virginia Tech (11/29/2023)
	11	Johni Broome vs Alabama (02/07/2024)
	11	Chad Baker-Mazara vs Alabama (02/07/2024)
	11	Johni Broome vs St. Bonaventure (N) (11/17/2023)

## OPPONENT INDIVIDUAL HIGHS

### Opponent - Individual Game Highs

<b>POINTS</b>	28	Ja'Kobe Walter vs Baylor (N) (11/07/2023)
	25	Mark Sears vs Alabama (02/07/2024)
	24	Roger McFarlane vs Southeastern La. (11/10/2023)
	23	Drew Pember vs UNC Asheville (N) (12/13/2023)
	22	Meechie Johnson vs South Carolina (02/14/2024)
	22	Riley Kugel at Florida (02/10/2024)
	22	Mark Sears at Alabama (01/24/2024)
	22	Boogie Ellis vs Southern California (12/17/2023)
<b>FIELD GOALS MADE</b>	9	Mark Sears at Alabama (01/24/2024)
	9	Roger McFarlane vs Southeastern La. (11/10/2023)
<b>FIELD GOAL ATTEMPTS</b>	23	Roger McFarlane vs Southeastern La. (11/10/2023)
	21	Mark Sears at Alabama (01/24/2024)
<b>FIELD GOAL PERCENTAGE (min 5 made)</b>	.875 (7-8)	Chad Venning vs St. Bonaventure (N) (11/17/2023)
	.857 (6-7)	Moussa Cisse at Ole Miss (02/03/2024)
<b>3 PT FG MADE</b>	5	Rylan Griffen at Alabama (01/24/2024)
	4	Rylan Griffen vs Alabama (02/07/2024)
	4	Latrell Wrightsell Jr. at Alabama (01/24/2024)
	4	Tyrell Ward vs LSU (01/13/2024)
	4	Keyon Menifield Jr. at Arkansas (01/06/2024)
	4	Sam Brown vs Penn (01/02/2024)
	4	Honor Huff vs Chattanooga (12/30/2023)
	4	Roger McFarlane vs Southeastern La. (11/10/2023)
	4	Ja'Kobe Walter vs Baylor (N) (11/07/2023)
<b>3 PT FG ATTEMPTS</b>	10	Rylan Griffen at Alabama (01/24/2024)
	9	Josh Hubbard at Mississippi St. (01/27/2024)
	9	Keyon Menifield Jr. at Arkansas (01/06/2024)
<b>3 PT FG PERCENTAGE (min 2 made)</b>	.750 (3-4)	Jaydon Young vs Virginia Tech (11/29/2023)
	.667 (4-6)	Rylan Griffen vs Alabama (02/07/2024)
	.667 (4-6)	Latrell Wrightsell Jr. at Alabama (01/24/2024)
	.667 (4-6)	Sam Brown vs Penn (01/02/2024)
	.667 (2-3)	Allen Flanigan at Ole Miss (02/03/2024)
	.667 (2-3)	Brandon Murray at Ole Miss (02/03/2024)
	.667 (2-3)	Demetrius Davis vs Chattanooga (12/30/2023)
	.667 (2-3)	Gabe Cupps vs Indiana (N) (12/09/2023)
	.667 (2-3)	Myles Tate at App State (12/03/2023)
	.667 (2-3)	CJ Huntley at App State (12/03/2023)
	.667 (2-3)	John Camden vs Virginia Tech (11/29/2023)
<b>FREE THROWS MADE</b>	12	Mark Sears vs Alabama (02/07/2024)
	10	Ja'Kobe Walter vs Baylor (N) (11/07/2023)
<b>FREE THROW ATTEMPTS</b>	13	Mark Sears vs Alabama (02/07/2024)
	12	Grant Nelson vs Alabama (02/07/2024)

# MISCELLANEOUS STATISTICS

## AUBURN'S RECORD IN BRUCE PEARL ERA

Overall (On-Court)	20-5	207-116
Home	13-0	125-31
Away	3-4	45-65
Neutral	4-1	38-20
Conference (On-Court)	9-3	93-81
Home	5-0	58-28
Away	3-3	34-53
Non-Conference (On-Court)	11-2	109-35
Home	7-0	62-3
Away	0-1	9-12
Neutral	4-1	37-20
Overtime	0-0	12-6
Ranked opponents	3-1	21-27
Unranked opponents	17-4	174-89
Wearing white uniforms	14-0	123-41
Wearing navy uniforms	4-3	43-52
Wearing orange uniforms	2-2	29-23
Leading at half	19-1	151-25
Trailing at half	1-3	39-86
Tied at half	0-1	5-5
Leading with 5:00 remaining in second half	20-1	173-7
Trailing with 5:00 remaining in second half	0-3	20-104
Tied with 5:00 remaining in second half	0-1	4-5
Has more rebounds than opponent	13-1	123-28
Has fewer rebounds than opponent	5-3	68-49
Same rebounds as opponent	2-1	4-9
Commits more turnovers than opponent	2-2	45-70
Causes more turnovers than opponent	16-3	133-48
Same turnovers as opponent	2-0	17-8
Has more FT attempts than opponent	11-0	132-42
Has fewer FT attempts than opponent	9-4	61-70
Same FT attempts as opponent	0-1	3-4
Shoots 40% or better from field	18-3	165-52
Shoots less than 40% from field	2-2	30-64
Opponent shoots 40% or better from field	6-4	111-100
Opponent shoots less than 40% from field	14-1	84-16
Shoots better than opponent	20-3	146-22
Opponent shoots better	0-2	47-93
Same FG percentage	0-0	2-1
Auburn bench outscores opponent's bench	20-4	129-41
Opponent's bench outscores Auburn bench	0-1	63-70
Same points off the bench	0-0	2-6
Auburn scores 100 or more	3-0	12-1
Auburn scores between 90-99	4-0	30-2
Auburn scores between 80-89	10-1	75-18
Auburn scores between 70-79	2-1	54-26
Auburn scores between 60-69	1-2	20-41
Auburn scores less than 60	0-1	3-28
Opponent scores 100 or more	0-0	0-5
Opponent scores between 90-99	0-0	3-17
Opponent scores between 80-89	1-2	21-38
Opponent scores between 70-79	5-1	63-32
Opponent scores between 60-69	7-2	67-19
Opponent scores less than 60	7-0	40-5
On Sunday	1-1	7-4
On Monday	0-0	6-5
On Tuesday	3-1	37-24
On Wednesday	6-1	42-25
On Thursday	1-0	12-3
On Friday	3-0	26-6
On Saturday	6-2	65-49
In November	5-1	46-10
In December	5-1	47-14
In January	7-2	48-33
In February	3-1	31-41
In March	0-0	23-17
In April	0-0	0-1
Five-plus players score in double-figures	4-0	45-9
Four players score in double figures	9-0	72-21
Three players score in double figures	5-2	54-46

## MISCELLANEOUS

Largest margin of victory	40 vs. S. Carolina (2/14/24)
Smallest margin of victory	11 vs. Texas A&M (1/9/24)
Largest margin of defeat	16 at Florida (2/10/24)
Smallest margin of defeat	4 at Alabama (1/24/24)
Biggest rebound margin	+23 vs. Chattanooga (12/30/23)
Biggest rebound deficit	-15 at Mississippi State (1/27/24)
Average margin of victory/defeat	+22.0/-7.4
Largest halftime lead	+34 (49-15) vs. Alabama A&M (11/21/23)
Largest halftime lead blown	+9 (43-34) vs. Baylor (11/7/23)
Largest halftime deficit	-16 (42-26) at Florida (2/10/24)
Largest halftime deficit overcome to win	-9 (44-35) at Ole Miss (2/3/24)
Largest overall lead	43 vs. Alabama A&M, 2nd Half (11/21/23)
Largest overall lead blown	9 vs. Baylor, 1st Half (11/7/23)
Largest overall deficit	-29 at Florida, 2nd Half (2/10/24)
Largest deficit overcome to win	-13 at Ole Miss (2/3/24)

## TEAM EXTREMES

Most points scored	104 vs. Indiana (12/9/23)
Fewest points scored	58 at Mississippi State (1/27/24)
Most rebounds	48 at Appalachian St. (12/3/23), vs. Alabama A&M (11/21/23)
Fewest rebounds	29 vs. S. Carolina (2/14/24), vs. Ole Miss (1/20/24)
Most assists	25 at Ole Miss (2/3/24), vs. Indiana (12/9/23)
Fewest assists	9 at Florida (2/10/24)
Most turnovers	18 vs. Alabama State (12/22/23)
Fewest turnovers	3 vs. Indiana (12/9/23) - tied school single-game record
Most steals	15 vs. LSU (1/13/24)
Fewest steals	1 at Florida (2/10/24)
Most blocks	12 vs. Alabama (2/7/24)
Fewest blocks	2 at Florida (2/10/24), at Appalachian State (12/3/23)
Best shooting percentage	.610 (36-59) vs. S. Carolina (2/14/24)
Worst shooting percentage	.339 (19-56) at Mississippi State (1/27/24)
Best 3-pt. percentage	.600 (12-20) vs. S. Carolina (2/14/24)
Worst 3-pt. percentage	.111 (3-27) at Appalachian State (12/3/23)
Best FT percentage	.909 (10-11) vs. Ole Miss (1/20/24)
Worst FT percentage	.474 (9-19) at Appalachian State (12/3/23)
Most points (1st half)	55 vs. Alabama (2/7/24)
Fewest points (1st half)	21 at Mississippi State (1/27/24)
Most points (2nd half)	56 at Ole Miss (2/3/24)
Fewest points (2nd half)	29 vs. St. Bonaventure (11/17/23)
Most points (OT)	
Fewest points (OT)	

## STARTING LINEUPS

### Record when starting lineup is:

Donaldson, Jones, Moore, J. Williams, Broome	5-2
Holloway, Jones, Moore, J. Williams, Broome	14-2
Holloway, Donaldson, Moore, J. Williams, Cardwell	1-0
Donaldson, K. Johnson, Moore, J. Williams, Broome	0-1

### Record when starts (Career):

Johni Broome	19-5 (81-36)
Jaylin Williams	20-5 (52-32)
Chaney Johnson	(49-17)
Denver Jones	19-4 (36-21)
Chris Moore	20-5 (32-8)
K.D. Johnson	0-1 (25-7)
Aden Holloway	15-2 (15-2)
Chad Baker-Mazara	(7-6)
Tre Donaldson	6-3 (6-3)
Dylan Cardwell	1-0 (2-0)

# 2023-24 BOX SCORES

## GAME 1 | #20/17 BAYLOR 88, AUBURN 82

		Official Basketball Box Score - Final <b>Auburn at Baylor</b> 11/07/23 Sanford Pentagon, Sioux Falls 2023-24 Men's Basketball		Game Time: 8:00 PM Game Duration: 2:25 Attendance: 3,028							
Auburn - 82		Record: 0-1		Officials: Doug Simons, Pat Adams, Terry Olesby							
NO. Name	Min	FG M-A	3P M-A	FT M-A	Rebounds OR DR TOT	Fouls PF FD	TP	AS	TO	ST	Blocks BS BA +/-
2 Jaylin Williams	F 26:31	2-6	0-1	0-0	2 4 6	1 1 4	1	1	2	0	1 0 -9
4 Johni Broome	F 25:25	4-10	2-3	6-10	5 6 11	6 7 16	2	1	0	1	1 -9
5 Chris Moore	F 23:04	2-4	0-0	0-0	0 2 2	4 2 4	1	0	0	0	1 -11
3 Tre Donaldson	G 13:56	2-3	0-1	2-2	0 3 3	4 1 6	1	4	0	0	2 -3
12 Denver Jones	G 23:50	4-10	3-5	2-2	0 1 1	2 2 13	2	2	1	0	1 4
0 K.D. Johnson	16:10	3-5	0-1	0-0	0 0 0	4 0 6	0	1	1	0	0 -10
1 Aden Holloway	26:04	6-15	4-8	3-5	0 3 3	0 3 19	6	3	0	1	1 -9
10 Chad Baker-Mazara	12:17	2-4	0-0	3-3	2 0 2	4 3 7	0	1	1	2	0 0 3
31 Chaney Johnson	13:45	1-3	0-0	0-0	1 2 3	2 0 2	2	1	0	0	0 0 1
44 Dylan Cardwell	14:19	2-3	0-0	1-3	2 2 4	4 2 5	4	0	1	5	0 5
24 Lior Berman	04:39	0-0	0-0	0-0	0 0 0	1 0 0	0	0	0	0	0 0 2
<b>Team</b>					2 1 3	0 1 1					
<b>Totals</b>		28-63	9-19	17-25	14 24 38	32 21 82	18	15	5	10	4 -6

Shooting By Period		1st FG% 15-30 50.0% 3PT% 3-6 50.0% FT% 10-13 76.9%		2nd FG% 13-33 39.4% 3PT% 6-13 46.2% FT% 7-12 58.3%		GM FG% 28-63 44.4% 3PT% 9-19 47.4% FT% 17-25 68.0%		Dead Ball Rebounds: 3.1			
Technical Fouls: Broome 2 <sup>nd</sup> Q:27		Biggest lead 9 (1 <sup>st</sup> 0:22) 6 (1 <sup>st</sup> 12:21)		Best Scoring Run 7 (1 <sup>st</sup> 6:16) 11 (2 <sup>nd</sup> 1:25)		Lead Changes 6		Times Tied 5		Time with Lead 25:20 11:08	

## GAME 2 | AUBURN 86, SOUTHEASTERN LOUISIANA 71

		Official Basketball Box Score - Final <b>Southeastern La. at Auburn</b> 11/07/23 Neville Arena, Auburn 2023-24 Men's Basketball		Game Time: 7:00 PM Game Duration: 2:04 Attendance: 9,121							
Southeastern La. - 71		Record: 1-1		Officials: Mike Nance, Garrick Shannon, Hunter Ailen							
NO. Name	Min	FG M-A	3P M-A	FT M-A	Rebounds OR DR TOT	Fouls PF FD	TP	AS	TO	ST	Blocks BS BA +/-
15 Brody Rowbury	F 35:17	2-5	0-0	5-8	1 4 5	1 7 9	1	0	2	0	2 0 0 -6
22 Nick Caldwell	F 18:57	3-6	0-1	4-4	3 3 6	4 2 10	0	0	0	0	0 0 -6
1 Avery Wilson	G 23:44	2-4	0-0	0-0	0 1 1	4 1 4	1	1	0	1	0 0 -6
2 Roscoe Eastmond	G 35:05	5-15	1-2	4-6	2 2 4	2 3 15	2	3	1	0	2 -15
3 Roger McFarlane	G 35:20	9-23	4-7	2-2	2 9 11	1 1 24	0	1	0	0	3 -17
8 Carlos Paez	14:34	1-3	0-1	0-0	0 1 1	3 1 2	0	1	0	0	0 -7
20 Alec Woodard	22:01	3-5	0-1	0-0	2 1 3	5 2 6	0	1	1	0	0 -7
14 Dylan Canoville	03:35	0-0	0-0	0-0	0 0 0	0 0 0	0	0	0	0	0 0 -7
11 Anthony Bitar	04:48	0-0	0-0	1-2	0 0 0	0 1 1	0	1	0	0	0 0 -4
0 Kam Burton	06:39	0-2	0-2	0-0	0 0 0	0 1 0	0	0	1	0	0 0 -1
<b>Team</b>					0 2 2	0 2 0					
<b>Totals</b>		25-63	5-14	16-22	10 23 33	20 19 71	6	9	5	1	7 -15

Shooting By Period		1st FG% 12-34 35.3% 3PT% 4-11 36.4% FT% 6-8 75%		2nd FG% 14-28 50.0% 3PT% 5-8 62.5% FT% 21-26 80.8%		GM FG% 26-60 43.3% 3PT% 9-19 47.4% FT% 27-34 79.4%		Dead Ball Rebounds: 2.2			
Technical Fouls: NONE		Biggest lead 2 (1 <sup>st</sup> 19:08) 17 (2 <sup>nd</sup> 18:41)		Best Scoring Run 8 (1 <sup>st</sup> 6:50) 11 (1 <sup>st</sup> 12:58)		Lead Changes 3		Times Tied 0		Time with Lead 03:39 35:29	

## GAME 3 | AUBURN 83, NOTRE DAME 59

		Official Basketball Box Score - Final <b>Auburn at Notre Dame</b> 11/16/23 Barclays Center, Brooklyn 2023 Vivid Seats Legends Classic Presented by Old Trapper		Game Time: 9:00 PM Game Duration: 1:55 Attendance: 5,324							
Auburn - 83		Record: 2-1		Officials: Matt Potter, AJ Desai, Pat Evans							
NO. Name	Min	FG M-A	3P M-A	FT M-A	Rebounds OR DR TOT	Fouls PF FD	TP	AS	TO	ST	Blocks BS BA +/-
2 Jaylin Williams	F 22:31	5-9	1-3	0-0	1 6 7	0 1 11	2	1	0	2	0 12
4 Johni Broome	F 19:03	7-11	1-2	0-1	2 4 6	4 2 15	4	3	0	0	0 23
5 Chris Moore	F 22:49	3-4	1-1	3-4	1 3 4	0 2 10	2	0	0	0	1 19
1 Aden Holloway	G 22:42	5-9	4-5	1-1	1 0 1	1 1 15	5	2	0	0	0 21
12 Denver Jones	G 17:53	1-5	0-2	0-0	0 2 2	2 2 1	1	1	1	0	0 14
0 K.D. Johnson	22:16	1-6	0-2	6-7	0 3 3	2 5 8	0	1	1	0	1 13
10 Chad Baker-Mazara	18:44	2-3	0-1	2-3	0 2 2	0 3 6	1	1	1	1	0 5
31 Chaney Johnson	13:22	2-2	0-0	0-0	4 4 5	0 4 4	1	0	0	0	0 12
3 Tre Donaldson	16:34	4-6	2-4	0-0	1 1 2	10 5 0	1	1	0	0	3
44 Dylan Cardwell	15:36	1-2	0-0	0-0	1 0 1	2 0 2	1	4	2	1	0 -3
24 Lior Berman	05:34	0-0	0-0	0-0	1 2 3	2 0 0	0	0	0	0	0 1
20 Carter Sobera	00:44	0-0	0-0	0-0	0 0 0	0 0 0	0	0	0	0	0 0
21 Blake Muschalek	00:44	0-1	0-0	0-0	0 0 0	0 0 0	0	0	0	0	0 0
23 Addarin Scott	00:44	0-0	0-0	0-0	0 0 0	0 0 0	0	0	0	0	0 0
55 Jalen Harper	00:44	0-0	0-0	0-0	0 0 0	0 0 0	0	0	0	0	0 0
<b>Team</b>					0 1 1	0 0 0					
<b>Totals</b>		31-58	9-20	12-16	9 26 35	16 16 83	22	13	6	5	2 -24

Shooting By Period		1st FG% 15-35 42.9% 3PT% 2-13 15.4% FT% 1-2 50%		2nd FG% 6-27 22.2% 3PT% 0-13 0.0% FT% 14-17 82.4%		GM FG% 21-62 33.9% 3PT% 2-26 7.7% FT% 15-19 78.9%		Dead Ball Rebounds: 5.0			
Technical Fouls: NONE		Biggest lead 26 (2 <sup>nd</sup> 1:52) 0 (1 <sup>st</sup> 20:00)		Best Scoring Run 13 (2 <sup>nd</sup> 17:07) 7 (1 <sup>st</sup> 2:24)		Lead Changes 0		Times Tied 1		Time with Lead 39:33 00:00	

## GAME 4 | AUBURN 77, ST. BONAVENTURE 60

		Official Basketball Box Score - Final <b>Auburn at St. Bonaventure</b> 11/17/23 Barclays Center, Brooklyn, NY 2023 Vivid Seats Legends Classic Presented by Old Trapper		Game Time: 7:00 PM Game Duration: 1:57 Attendance: 4,849							
Auburn - 77		Record: 3-1		Officials: Nathan Farrell, Byron Jarrett, Evr Burroughs							
NO. Name	Min	FG M-A	3P M-A	FT M-A	Rebounds OR DR TOT	Fouls PF FD	TP	AS	TO	ST	Blocks BS BA +/-
2 Jaylin Williams	F 22:45	4-6	0-1	3-3	3 7 10	2 2 11	1	2	1	0	0 15
4 Johni Broome	F 21:16	7-11	0-2	4-11	1 4 5	3 8 18	1	1	2	0	0 0
5 Chris Moore	F 20:48	1-3	0-1	1-1	1 2 3	0 1 3	2	2	0	0	0 -9
1 Aden Holloway	G 23:50	2-10	2-7	2-2	0 0 0	2 1 8	3	2	0	0	0 18
12 Denver Jones	G 21:29	3-4	3-4	1-1	2 1 2	0 3 12	3	0	0	0	1 13
10 Chad Baker-Mazara	20:24	2-4	1-2	0-0	1 1 2	3 0 5	2	0	0	1	0 23
31 Chaney Johnson	18:53	0-3	0-2	0-0	0 5 5	2 0 2	0	0	2	0	0 10
0 K.D. Johnson	18:31	4-7	1-4	0-0	0 0 0	2 1 9	3	0	1	2	0 4
3 Tre Donaldson	16:10	1-2	1-2	0-0	0 0 0	0 0 0	3	3	0	0	0 -1
44 Dylan Cardwell	15:54	1-2	0-0	6-6	2 2 4	3 4 8	2	0	0	0	0 6
<b>Team</b>					1 1 2	0 0 0					
<b>Totals</b>		25-52	8-24	19-27	11 23 34	17 20 77	20	13	4	3	1 17

Shooting By Period		1st FG% 12-29 41.4% 3PT% 1-10 10.0% FT% 7-14 50.0%		2nd FG% 8-21 38.1% 3PT% 1-10 10.0% FT% 12-17 70.6%		GM FG% 25-52 48.1% 3PT% 8-24 33.3% FT% 19-27 70.4%		Dead Ball Rebounds: 4.0			
Technical Fouls: NONE		Biggest lead 20 (1 <sup>st</sup> 0:04) 2 (1 <sup>st</sup> 19:39)		Best Scoring Run 9 (1 <sup>st</sup> 14:42) 5 (2 <sup>nd</sup> 14:35)		Lead Changes 3		Times Tied 3		Time with Lead 38:06 00:54	

Points from Turnovers		AUB 24 ND 8		Period by Period Scoring		1st 2nd TOT	
Paint		AUB 38 ND 36		AUB 39 ND 44		83	
Second Chance		AUB 13 ND 16		AUB 39 ND 44		83	
Fast Breaks		AUB 7 ND 2		ND 33 ND 26		59	
Bench		AUB 30 ND 21					

Points from Turnovers		AUB 15 BONA 15		Period by Period Scoring		1st 2nd TOT	
Paint		AUB 32 BONA 32		AUB 48 ND 77		77	
Second Chance		AUB 16 BONA 11		BONA 28 ND 32		60	
Fast Breaks		AUB 10 BONA 7					
Bench		AUB 25 BONA 22					

Game Notes: 2023 Legends Classic All Tournament Team: Jayson Small (Oklahoma State) • Markus Burton (Notre Dame) • Mika Adams-Woods (St. Bonaventure) • Jaylin Williams (Auburn) • 2023 Legends Classic MVP - John Broome (Auburn) •

2023-24 BOX SCORES

GAME 5 | AUBURN 84, ALABAMA A&M 54



Official Basketball Box Score - Final
Alabama A&M at Auburn
11/21/23 Neville Arena, Auburn
2023-24 Men's Basketball

Game Time: 7:00 PM
Game Duration: 2:04
Attendance: 9,121

Officials: Pat Adams, Ron Rorker, Doug Simmons

Alabama A&M - 54

Record: 0-3

Box score table for Alabama A&M vs Auburn, listing player stats for FG, 3P, FT, Rebounds, Fouls, TP, AS, TO, ST, Blocks, BS, BA, +/-.

Shooting By Period table showing FG%, 3PT%, FT%, GM FG%, and FT% for each quarter.

Dead Ball Rebounds: 1,2

Technical Fouls: NONE

Auburn - 84

Record: 4-1

Box score table for Auburn vs Alabama A&M, listing player stats for FG, 3P, FT, Rebounds, Fouls, TP, AS, TO, ST, Blocks, BS, BA, +/-.

Shooting By Period table showing FG%, 3PT%, FT%, GM FG%, and FT% for each quarter.

Dead Ball Rebounds: 3,0

Technical Fouls: NONE

Summary table for Auburn vs Alabama A&M, including Biggest lead, Best Scoring Run, Lead Changes, Times Tied, and Time with Lead.

Points from Turnovers, Paint, Second Chance, Fast Breaks, and Bench table.

Period by Period Scoring table showing 1st and 2nd half scores.

GAME 6 | AUBURN 74, VIRGINIA TECH 57



Official Basketball Box Score - Final
Virginia Tech at Auburn
11/23/23 Neville Arena, Auburn
2023-24 Men's Basketball

Game Time: 8:15 PM
Game Duration: 2:18
Attendance: 9,121

Officials: Don Daly, Bert Lenox, Olands Poble

Virginia Tech - 57

Record: 5-3

Box score table for Virginia Tech vs Auburn, listing player stats for FG, 3P, FT, Rebounds, Fouls, TP, AS, TO, ST, Blocks, BS, BA, +/-.

Shooting By Period table showing FG%, 3PT%, FT%, GM FG%, and FT% for each quarter.

Dead Ball Rebounds: 4,0

Technical Fouls: NONE

Auburn - 74

Record: 5-1

Box score table for Auburn vs Virginia Tech, listing player stats for FG, 3P, FT, Rebounds, Fouls, TP, AS, TO, ST, Blocks, BS, BA, +/-.

Shooting By Period table showing FG%, 3PT%, FT%, GM FG%, and FT% for each quarter.

Dead Ball Rebounds: 6,1

Technical Fouls: Johnson 2nd 5:15

Summary table for Auburn vs Virginia Tech, including Biggest lead, Best Scoring Run, Lead Changes, Times Tied, and Time with Lead.

Points from Turnovers, Paint, Second Chance, Fast Breaks, and Bench table.

Period by Period Scoring table showing 1st and 2nd half scores.

GAME 7 | APPALACHIAN STATE 69, AUBURN 64



Official Basketball Box Score - Final
Auburn at App State
12/03/23 Holmes Convocation Center, Boone
2023-24 Men's Basketball

Game Time: 1:00 PM
Game Duration: 2:12
Attendance: 7,037

Officials: Terry Ogleby, Owen Shortt, Vladimir Voyard-Tadal

Auburn - 64

Record: 5-2

Box score table for Auburn vs Appalachian State, listing player stats for FG, 3P, FT, Rebounds, Fouls, TP, AS, TO, ST, Blocks, BS, BA, +/-.

Shooting By Period table showing FG%, 3PT%, FT%, GM FG%, and FT% for each quarter.

Dead Ball Rebounds: 4,0

Technical Fouls: NONE

App State - 69

Record: 6-2

Box score table for Appalachian State vs Auburn, listing player stats for FG, 3P, FT, Rebounds, Fouls, TP, AS, TO, ST, Blocks, BS, BA, +/-.

Shooting By Period table showing FG%, 3PT%, FT%, GM FG%, and FT% for each quarter.

Dead Ball Rebounds: 1,0

Technical Fouls: Harcum 1st 5:00

Summary table for Auburn vs Appalachian State, including Biggest lead, Best Scoring Run, Lead Changes, Times Tied, and Time with Lead.

Points from Turnovers, Paint, Second Chance, Fast Breaks, and Bench table.

Period by Period Scoring table showing 1st and 2nd half scores.

GAME 8 | AUBURN 104, INDIANA 76



Official Basketball Box Score - Final
Auburn at Indiana
12/03/23 State Fair Arena, Atlanta
2023-24 Men's Basketball

Game Time: 2:00 PM
Game Duration: 2:17
Attendance: 8,623

Officials: Anthony Jordan, Todd Austin, Courtney Green

Auburn - 104

Record: 6-2

Box score table for Auburn vs Indiana, listing player stats for FG, 3P, FT, Rebounds, Fouls, TP, AS, TO, ST, Blocks, BS, BA, +/-.

Shooting By Period table showing FG%, 3PT%, FT%, GM FG%, and FT% for each quarter.

Dead Ball Rebounds: 2,0

Technical Fouls: NONE

Indiana - 76

Record: 7-2

Box score table for Indiana vs Auburn, listing player stats for FG, 3P, FT, Rebounds, Fouls, TP, AS, TO, ST, Blocks, BS, BA, +/-.

Shooting By Period table showing FG%, 3PT%, FT%, GM FG%, and FT% for each quarter.

Dead Ball Rebounds: 3,0

Technical Fouls: NONE

Summary table for Auburn vs Indiana, including Biggest lead, Best Scoring Run, Lead Changes, Times Tied, and Time with Lead.

Points from Turnovers, Paint, Second Chance, Fast Breaks, and Bench table.

Period by Period Scoring table showing 1st and 2nd half scores.

# 2023-24 BOX SCORES

## GAME 9 | AUBURN 87, UNC ASHEVILLE 62

UNC Asheville at Auburn  
12/19/23 Von Braun Center, Huntsville  
2023-24 Men's Basketball

Game Time: 7:00 PM  
Game Duration: 1:49  
Attendance: 6,556

Officials: Ron Groover, Lee Cassell, Vlad Vojard-Tadai

Record: 5-6

NO. Name	Min	FG	3P	FT	Rebounds	Fouls	TP	AS	TO	ST	Blocks	+/-
		M-A	M-A	M-A	OR DR TOT	PF					BS BA	
4 Drew Pember	33:21	7-14	3-6	6-8	0 2 2	0 3	23	1	2	2	1 0	-17
13 Nick McMullen	23:57	5-6	0-0	0-0	0 3 3	4 2	10	1	2	1	0 0	-22
1 Jamon Battle	G 29:41	2-5	1-2	1-4	1 4 5	1 2	6	1	0	1	0 2	-9
2 Caleb Burgess	G 26:37	1-5	0-1	0-0	0 2 2	2 2	2	6	4	0	0 1	-18
3 Josh Banks	G 25:56	1-5	1-2	1-2	0 1 1	2 3	4	2	2	1	0 1	-22
5 Fletcher Abee	11:20	1-4	0-1	0-0	0 1 1	0 0	2	0	1	0	0 0	-10
0 Trent Stephney	07:32	1-2	1-1	0-2	0 0 0	0 2	3	1	1	0	0 0	-8
14 Toyay Solomon	17:53	2-2	0-0	0-0	1 3 4	0 0	4	0	1	0	0 0	-12
10 Davon Cunningham	15:07	3-5	1-1	1-2	1 3 4	0 0	1	8	1	0	0 1	-11
12 Evan Johnson	07:35	0-2	0-2	0-0	0 0 0	0 0	0	1	0	1	0 0	4
15 Dean Gabrelcik	01:31	0-1	0-1	0-0	0 0 0	0 0	0	0	0	0	0 0	0
Team					1 3 4		0	1				
Totals	23-51	7-17	9-18	4 22	26 9	15	62	14	18	6	1 5	-25

Shooting By Period  
1st FG% 11-25 44.0%  
3PT% 5-9 55.6%  
FT% 0-4 0%  
2nd FG% 12-26 46.2%  
3PT% 2-8 25.0%  
FT% 9-14 64.3%  
GM FG% 23-51 45.1%  
3PT% 7-17 41.2%  
FT% 9-18 50.0%  
Dead Ball Rebounds: 6, 0

Technical Fouls: NONE

## GAME 10 | AUBURN 91, USC 75

Southern California at Auburn  
12/17/23 Neville Arena, Auburn  
2023-24 Men's Basketball

Game Time: 12:00 PM  
Game Duration: 2:23  
Attendance: 9,121

Officials: Don Daly, Terry Golesty, KB Burdett Jr.

Record: 5-5

NO. Name	Min	FG	3P	FT	Rebounds	Fouls	TP	AS	TO	ST	Blocks	+/-
		M-A	M-A	M-A	OR DR TOT	PF					BS BA	
3 Vincent Iwuchukwu	F 16:55	1-2	0-0	0-0	1 3 4	5	0	2	0	1	0 0	2
10 DJ Rodman	F 16:03	0-1	0-0	2-2	1 2 3	1	2	2	1	1	1 0	-4
0 Kobe Johnson	G 28:13	2-13	0-3	2-2	2 5 7	2	2	6	2	1	0 0	-22
1 Isaiah Collier	G 18:28	4-8	1-2	4-5	0 0 0	5	5	13	3	4	0 0	-6
5 Boogie Ellis	G 37:18	7-15	3-7	5-7	1 4 5	2	4	22	3	5	1 0	-12
24 Joshua Morgan	13:19	0-2	0-0	1-2	2 3 2	3	2	1	0	1	1 3	-19
6 Bronny James	13:59	1-4	0-2	3-4	0 2 2	1	3	5	0	1	0 0	-22
22 Arrinten Page	10:25	1-2	1-2	0-0	0 0 0	0	0	3	0	0	0 0	-14
4 Oziyah Sellers	18:56	5-7	1-2	2-2	0 0 0	1	1	13	0	0	0 0	10
30 Harrison Hornery	09:53	0-2	0-1	2-2	0 3 3	0	2	2	0	1	1 0	0
33 Kijani Wright	16:31	3-4	0-0	0-0	3 3 6	2	0	6	0	0	0 0	6
Team					3 1 4		0					
Totals	24-60	6-19	21-26	13 25	38	22	21	75	9	15	4 3	7-16

Shooting By Period  
1st FG% 10-28 35.7%  
3PT% 4-12 33.3%  
FT% 11-13 84.6%  
2nd FG% 14-32 43.8%  
3PT% 2-7 28.6%  
FT% 10-13 76.9%  
GM FG% 24-60 40.0%  
3PT% 6-19 31.6%  
FT% 21-26 80.8%  
Dead Ball Rebounds: 3, 0

Technical Fouls: NONE

Auburn - 87

Record: 7-2

NO. Name	Min	FG	3P	FT	Rebounds	Fouls	TP	AS	TO	ST	Blocks	+/-
		M-A	M-A	M-A	OR DR TOT	PF					BS BA	
2 Jaylin Williams	F 18:34	3-6	0-0	2-2	1 3 4	1	1	8	3	2	2	0 15
4 Johni Broome	F 19:51	2-3	0-1	2-3	4 4 6	1	2	6	3	0	1	1 18
5 Chris Moore	F 10:13	3-4	0-0	0-0	0 0 0	0	0	6	0	2	0	0 14
1 Aden Holloway	G 20:41	3-11	-1-5	0-0	1 1 2	0	0	7	5	1	0	0 14
12 Denver Jones	G 23:09	4-8	1-4	0-0	5 5 2	0	0	9	1	2	0	1 15
10 Chad Baker-Mazara	19:26	3-6	3-3	2-2	1 6 7	0	1	11	1	1	1	0 15
31 Chaney Johnson	19:55	3-5	0-1	2-2	2 4 4	1	1	8	2	0	0	1 10
0 K.D. Johnson	15:20	2-4	1-2	1-2	0 3 3	2	1	6	2	0	4	0 10
3 Tre Donaldson	19:19	6-8	0-2	3-4	0 0 0	2	3	15	2	1	0	0 11
44 Dylan Cardwell	18:38	3-6	0-0	0-0	1 0 1	1	0	2	6	0	0	1 7
24 Lior Berman	08:50	2-3	1-2	0-0	0 1 1	1	0	5	0	0	0	0 0
20 Carter Sobera	01:31	0-0	0-0	0-0	0 0 0	0	0	0	0	0	0	0 0
21 Blake Muschalek	01:31	0-0	0-0	0-0	0 0 0	0	0	0	0	0	0	0 0
23 Addarin Scott	01:31	0-0	0-0	0-0	0 0 0	0	0	0	0	0	0	1 0
42 Haston Alexander	01:31	0-0	0-0	0-0	0 1 1	1	0	0	0	0	0	0 0
Team					1 1 2		0					
Totals	34-64	7-21	12-15	9 27	36	16	9	87	19	7	9	5 1 25

Shooting By Period  
1st FG% 15-35 42.9%  
3PT% 2-11 18.2%  
FT% 7-8 87.5%  
2nd FG% 19-29 65.5%  
3PT% 5-10 50.0%  
FT% 5-7 71.4%  
GM FG% 34-64 53.1%  
3PT% 7-21 33.3%  
FT% 12-15 80.0%  
Dead Ball Rebounds: 2, 0

Technical Fouls: Broomer 2<sup>nd</sup> 15:58

Auburn - 91

Record: 8-2

NO. Name	Min	FG	3P	FT	Rebounds	Fouls	TP	AS	TO	ST	Blocks	+/-
		M-A	M-A	M-A	OR DR TOT	PF					BS BA	
2 Jaylin Williams	F 25:42	6-9	2-4	0-1	0 3 3	2	1	14	2	0	0	0 16
4 Johni Broome	F 22:41	4-14	0-3	3-3	1 2 3	0	2	11	0	0	4 1 4	
5 Chris Moore	F 10:36	0-2	0-1	3-4	1 1 2	4	2	3	1	1	0 1	-3
1 Aden Holloway	G 23:37	5-10	4-7	1-2	0 2 2	2	3	15	6	0	0 0	10
12 Denver Jones	G 23:08	2-4	2-2	6-6	1 2 3	3	3	12	1	1	1	0 8
10 Chad Baker-Mazara	21:50	1-3	0-1	5-6	1 3 4	1	4	7	0	0	1 0	11
31 Chaney Johnson	14:18	1-3	0-1	1-1	1 2 3	2	1	3	0	1	1	0 0
0 K.D. Johnson	16:52	2-6	0-2	1-2	1 0 1	3	1	5	0	3	1	0 8
3 Tre Donaldson	16:23	4-0	1-1	0 2	0 1 1	1	7	5	1	2	0	0 6
44 Dylan Cardwell	17:19	4-5	0-1	3-4	2 3 5	3	3	11	2	0	3 2	0 12
24 Lior Berman	07:34	1-1	0-0	1-2	1 0 1	2	1	3	1	0	0	0 8
Team					1 5 6		0					
Totals	29-61	8-21	25-32	10 25	35	22	22	91	18	8	9	7 3 16

Shooting By Period  
1st FG% 18-34 52.9%  
3PT% 5-12 41.7%  
FT% 8-11 72.7%  
2nd FG% 11-27 40.7%  
3PT% 3-9 33.3%  
FT% 17-21 81%  
GM FG% 29-61 47.5%  
3PT% 8-21 38.1%  
FT% 25-32 78.1%  
Dead Ball Rebounds: 4, 0

Technical Fouls: Baker-Mazara 2<sup>nd</sup> 17:48

UNCA	AUB
Biggest lead	2 (1 <sup>st</sup> 10:05) 31 (2 <sup>nd</sup> 6:15)
Best Scoring Run	5 (1 <sup>st</sup> 11:22) 11 (1 <sup>st</sup> 3:10)
Lead Changes	4
Times Tied	4
Time with Lead	01:31 35:00

Points from	UNCA	AUB
Turnovers	7	17
Paint	28	50
Second Chance	9	11
Fast Breaks	8	23
Bench	17	51

Period by Period Scoring	UNCA	AUB
1st	27	35
2nd	35	62
TOT	62	97

UNCA	AUB	
Turnovers	7	17
Paint	28	50
Second Chance	9	11
Fast Breaks	8	23
Bench	17	51

USC	AUB
Biggest lead	3 (1 <sup>st</sup> 16:41) 23 (2 <sup>nd</sup> 9:38)
Best Scoring Run	8 (2 <sup>nd</sup> 8:11) 12 (2 <sup>nd</sup> 17:48)
Lead Changes	4
Times Tied	0
Time with Lead	02:27 37:10

Points from	USC	AUB
Turnovers	5	19
Paint	32	42
Second Chance	10	12
Fast Breaks	8	12
Bench	30	36

Period by Period Scoring	USC	AUB
1st	35	40
2nd	40	75
TOT	75	91

USC	AUB	
Turnovers	5	19
Paint	32	42
Second Chance	10	12
Fast Breaks	8	12
Bench	30	36

## GAME 11 | AUBURN 82, ALABAMA STATE 62

Alabama St. at Auburn  
12/22/23 Neville Arena, Auburn  
2023-24 Men's Basketball

Game Time: 7:00 PM  
Game Duration: 2:04  
Attendance: 9,121

Officials: Chuck Jones, Tony Greene, Brian Dorsey

Record: 4-7

NO. Name	Min	FG	3P	FT	Rebounds	Fouls	TP	AS	TO	ST	Blocks	+/-
		M-A	M-A	M-A	OR DR TOT	PF					BS BA	
35 Ubong Okon	C 31:43	1-1	0-0	2-2	4 3 7	3 2	4	1	1	1	3	0 7
3 CJ Hines	G 26:53	1-8	0-2	2-2	1 2 3	3 2	4	1	2	1	0	1 7
11 Micah Octave	G 20:22	1-2	0-1	0-0	0 3 3	3	0	2	1	2	3	0 -10
20 Antonio "TJ" Madlock	G 25:05	5-11	0-1	6-7	0 3 3	3	5	16	1	2	2	0 4
24 Isaiah Range	G 33:13	7-15	2-8	0-1	0 2 2	2	1	16	1	5	2	0 -18
55 Sean Smith	15:19	1-7	0-1	2-2	0 1 1	2	1	4	1	2	1	0 3-20
25 Jasteven Walker	17:23	1-2	0-1	0-0	1 1 1	4	1	2	1	0	2	0 -19
5 Kendall Parker	26:40	5-10	2-4	2-2	0 1 1	4	1	14	1	3	2	0 -26
23 Eric Coleman	00:46	0-0	0-0	0-0	0 0 0	0	0	0	0	0	0	0 -5
10 Jabari Williams	01:18	0-0	0-0	0-0	0 0 0	0	0	0	0	0	0	1 0 4
12 London Coleman	01:18	0-0	0-0	0-0	0 0 0	0	0	0	0	0	0	0 4
Team					1 5 6		0	1				
Totals	22-56	4-18	14-16	6 21	27	24	13					

# 2023-24 BOX SCORES

## GAME 13 | #25 AUBURN 88, PENN 68



Official Basketball Box Score - Final  
**Penn at Auburn**  
 01/02/24 Neville Arena, Auburn  
 2023-24 Men's Basketball

Game Time: 8:00 PM  
 Game Duration: 1:53  
 Attendance: 9,121

Penn - 68 Record: 8-7

NO. Name	Min	FG	3P	FT	Rebounds	Fouls	TP	AS	TO	ST	Blocks	+/-
		M-A	M-A	M-A	OR DR TOT	PF	PF	PF	PF	PF	BS BA	
13 Nick Spinoso	C 31:29	3-11	0-1	2-4	2 5 7	3 2 8	6	4	1	1	2	-11
4 John Perkins	G 34:03	5-16	1-4	2-3	4 4 8	3 3 13	2	3	1	0	0	-9
11 Sam Brown	G 33:44	7-9	4-6	2-4	0 3 3	1 2 20	0	2	0	0	0	-11
15 Andrew Laczowski	G 21:39	3-4	1-2	0-0	3 0 3	0 0 7	0	0	1	0	0	2
40 George Smith	G 27:15	2-7	0-3	0-1	2 1 3	2 2 4	4	1	2	1	1	-13
10 Ed Holland III	12:57	1-3	0-1	2-2	0 2 2	1 1 4	0	0	0	0	1	-24
24 Reese McMullen	08:52	0-1	0-0	1 0 1	0 0 0	0 0 0	0	0	0	0	0	-16
3 Johnnie Walter	08:31	1-2	1-2	0-0	0 2 2	1 1 3	0	0	0	0	0	-9
35 Niklas Polonowski	19:31	3-6	3-6	0-0	0 3 3	1 0 9	1	0	0	0	0	-8
5 Cam Thrower	01:59	0-2	0-2	0-0	0 0 0	0 0 0	0	0	0	0	0	-1
Team					0 3 3				2			
<b>Totals</b>		25-61	10-28	8-14	12 23 35	12 11 88	11	13	4	2	5	-20

Shooting By Period

1st FG%	12-32	37.5%
3PT%	3-14	21.4%
FT%	5-7	71.4%
2nd FG%	13-29	44.8%
3PT%	7-14	50.0%
FT%	3-7	42.9%
GM FG%	25-61	41.0%
3PT%	10-28	35.7%
FT%	8-14	57.1%

Dead Ball Rebounds: 4, 0

Technical Fouls: Brown 1<sup>st</sup>0:03

Auburn - 88 Record: 11-2

NO. Name	Min	FG	3P	FT	Rebounds	Fouls	TP	AS	TO	ST	Blocks	+/-
		M-A	M-A	M-A	OR DR TOT	PF	PF	PF	PF	PF	BS BA	
2 Jaylin Williams	F 27:41	3-7	2-5	0-0	2 1 3	0 1 8	3	1	0	1	0	14
4 John Broome	F 27:57	9-10	3-4	3-4	1 11 12	1 3 24	2	2	1	3	0	12
5 Chris Moore	F 14:43	1-2	0-0	0-0	0 1 1	1 2 0	0	1	2	0	0	8
1 Aden Holloway	G 18:30	1-5	1-5	0-0	0 0 0	1 1 0	3	6	1	1	0	0
12 Denver Jones	G 16:49	4-9	2-7	2-2	1 0 1	1 1 12	1	0	0	0	0	-1
10 Chad Baker-Mazara	19:35	5-10	1-3	5-6	1 0 1	2 2 16	0	0	0	1	1	20
31 Chaney Johnson	14:21	0-2	0-0	1 0 1	0 0 0	0 0 0	0	0	0	0	0	2
0 K.D. Johnson	22:48	3-6	1-4	4-6	2 3 5	1 3 11	4	0	1	0	0	21
3 Tre Donaldson	21:07	2-9	2-5	0-0	1 3 4	0 0 6	3	0	0	1	1	14
44 Dylan Cardwell	09:15	3-3	0-0	0-0	1 2 3	4 0 6	0	0	0	0	0	12
24 Lior Berman	05:42	0-0	0-0	0-0	0 0 0	0 0 0	0	0	0	0	0	-8
20 Carter Sobera	00:23	0-0	0-0	0-0	0 0 0	0 0 0	0	0	0	0	0	0
21 Blake Muschalek	00:23	0-0	0-0	0-0	0 0 0	0 0 0	0	0	0	0	0	0
23 Addarin Scott	00:23	0-0	0-0	0-0	0 0 0	0 0 0	0	0	0	0	0	0
55 Jalen Harper	00:23	0-0	0-0	0-0	0 0 0	0 0 0	0	0	0	0	0	0
Team					1 5 6				0			
<b>Totals</b>		31-63	12-35	14-18	11 26 37	11 11 88	19	6	6	5	2	20

Shooting By Period

1st FG%	16-29	55.2%
3PT%	10-19	52.6%
FT%	9-12	75%
2nd FG%	15-34	44.1%
3PT%	2-16	12.5%
FT%	5-6	83.3%
GM FG%	31-63	49.2%
3PT%	12-35	34.3%
FT%	14-18	77.8%

Dead Ball Rebounds: 2, 0

Technical Fouls: NONE

	PEN	AUB
Biggest lead	0 (1 <sup>st</sup> 20:00)	24 (2 <sup>nd</sup> 8:34)
Best Scoring Run	8 (2 <sup>nd</sup> 6:37)	11 (1 <sup>st</sup> 12:12)
Lead Changes	0	0
Times Tied	0	0
Time with Lead	00:00	39:17

Points from	PEN	AUB
Turnovers	5	15
Paint	26	28
Second Chance	11	10
Fast Breaks	7	11
Bench	16	39

Period by Period Scoring	TOT
1st	32
2nd	36
TOT	68

Points from	AUB	ARK
Turnovers	10	6
Paint	48	18
Second Chance	13	4
Fast Breaks	17	7
Bench	46	9

Period by Period Scoring	TOT
1st	37
2nd	46
TOT	83

## GAME 14 | #25/#24 AUBURN 83, ARKANSAS 51



Official Basketball Box Score - Final  
**Auburn at Arkansas**  
 01/06/24 Bud Walton Arena, Fayetteville, Ark.  
 2023-24 Men's Basketball

Game Time: 1:00 PM  
 Game Duration: 1:54  
 Attendance: 19,200

Auburn - 83 Record: 12-2 (1-0)

NO. Name	Min	FG	3P	FT	Rebounds	Fouls	TP	AS	TO	ST	Blocks	+/-
		M-A	M-A	M-A	OR DR TOT	PF	PF	PF	PF	PF	BS BA	
2 Jaylin Williams	F 24:40	5-9	1-3	0-0	0 3 3	0 0 0	11	1	1	0	0	13
4 John Broome	F 24:49	7-13	0-2	0-0	3 5 8	1 3 14	3	2	2	2	0	7
5 Chris Moore	F 13:54	0-1	0-0	0-0	0 1 0	0 0 0	0	0	2	1	0	1
1 Aden Holloway	G 20:17	2-9	1-4	0-0	1 4 5	1 0 5	0	0	0	0	0	1
12 Denver Jones	G 18:48	2-5	1-1	2-3	0 0 0	0 0 2	7	1	0	1	1	26
10 Chad Baker-Mazara	21:09	5-9	2-3	4-4	1 3 4	0 2 2	16	3	0	0	0	21
0 K.D. Johnson	19:33	2-8	0-2	2-2	2 2 2	2 1 6	2	1	1	0	0	0
3 Tre Donaldson	19:43	5-6	1-1	0-0	0 7 7	1 0 11	4	1	0	0	0	31
31 Chaney Johnson	15:20	2-5	1-1	0-0	0 3 3	3 1 5	0	0	0	0	0	2
44 Dylan Cardwell	13:32	3-3	0-0	0-2	3 5 8	3 1 6	0	0	0	0	2	19
24 Lior Berman	06:36	1-2	0-1	0-0	0 1 1	1 1 2	1	0	0	0	0	10
23 Addarin Scott	01:39	0-0	0-0	0-0	0 1 1	0 0 0	0	0	0	0	0	6
Team					2 1 3				0			
<b>Totals</b>		34-70	7-18	8-11	11 35 46	14 11 83	16	7	5	5	4	32

Shooting By Period

1st FG%	15-37	40.5%
3PT%	2-10	20.0%
FT%	5-6	83.3%
2nd FG%	19-33	57.6%
3PT%	5-8	62.5%
FT%	3-5	60%
GM FG%	34-70	48.6%
3PT%	7-18	38.9%
FT%	8-11	72.7%

Dead Ball Rebounds: 2, 0

Technical Fouls: Baker-Mazara 1<sup>st</sup>12:52 Donaldson 1<sup>st</sup>0:54

Arkansas - 51 Record: 9-5 (0-1)

NO. Name	Min	FG	3P	FT	Rebounds	Fouls	TP	AS	TO	ST	Blocks	+/-
		M-A	M-A	M-A	OR DR TOT	PF	PF	PF	PF	PF	BS BA	
2 Trevon Brazile	F 33:27	5-9	1-5	0-0	1 6 7	1 2 11	0	1	0	1	0	-21
8 Chandler Lawson	F 12:24	1-4	1-3	0-0	0 0 0	2 1 3	0	2	1	0	0	-14
11 Jalen Graham	F 19:50	2-8	0-0	0-0	4 2 6	2 0 4	0	0	0	0	0	1
1 Keyon Menfield Jr.	G 31:17	5-15	4-9	0-3	0 3 3	0 2 14	4	2	1	0	0	-17
12 Tramon Mark	G 29:38	3-8	1-3	3-4	1 4 5	1 3 10	2	1	0	0	0	-14
4 Davonte Davis	25:04	0-4	0-2	2-2	0 1 1	3 2 2	1	2	0	0	0	-22
0 Khalif Battle	16:49	1-4	0-1	2-4	0 2 2	1 1 4	0	1	0	1	0	-17
15 Makhi Mitchell	09:15	1-3	0-0	0-0	0 3 3	1 0 2	1	0	0	0	0	-20
3 El Ellis	07:07	0-2	0-1	0-0	0 1 1	0 0 0	0	0	1	0	0	-13
6 Layden Blocker	02:14	0-0	0-0	0-0	0 0 0	0 0 0	0	0	0	0	0	-3
5 Joseph Pinion	06:00	0-0	0-0	0-0	0 2 2	0 0 0	0	0	2	0	0	-9
7 Denjay Harris	03:12	0-1	0-0	0-0	0 0 0	0 0 0	0	0	0	0	0	-3
10 Baye Fall	03:43	0-0	0-0	1-2	0 0 0	0 1 1	0	0	0	0	0	-8
Team					1 1 2				0			
<b>Totals</b>		18-58	7-24	8-15	7 25 32	11 12 51	8	13	4	4	5	-32

Shooting By Period

1st FG%	12-31	38.7%
3PT%	4-15	26.7%
FT%	2-7	28.6%
2nd FG%	6-27	22.2%
3PT%	3-9	33.3%
FT%	6-8	75%
GM FG%	18-58	31.0%
3PT%	7-24	29.2%
FT%	8-15	53.3%

Dead Ball Rebounds: 5, 1

Technical Fouls: NONE

	AUB	ARK
Biggest lead	32 (2 <sup>nd</sup> 0:26)	6 (1 <sup>st</sup> 14:44)
Best Scoring Run	10 (2 <sup>nd</sup> 13:57)	8 (1 <sup>st</sup> 14:44)
Lead Changes	6	6
Times Tied	6	6
Time with Lead	30:30	05:48

Points from	AUB	ARK
Turnovers	10	6
Paint	48	18
Second Chance	13	4
Fast Breaks	17	7
Bench	46	9

Period by Period Scoring	TOT
1st	37
2nd	46
TOT	83

Game Notes: 1st Half 17:21 Double Personal Foul AR #6, AUB #4 • 1st Half 17:01 Flagrant 1 AR #11 • 1st Half 12:52 Class A Technical Foul AUB #10 • 1st Half 05:46 Class A Technical Foul AUB #3 • 2nd Half 14:11 Flagrant 1 AR #4 •

## GAME 15 | #16/#16 AUBURN 66, TEXAS A&M 55



Official Basketball Box Score - Final  
**Texas A&M at Auburn**  
 01/09/24 Neville Arena, Auburn  
 2023-24 Men's Basketball



# 2023-24 BOX SCORES

## GAME 17 | #13/#11 AUBURN 80, VANDERBILT 65

Official Basketball Box Score - Final  
**Auburn at Vanderbilt**  
 01/17/24 Memorial Gymnasium, Nashville, Tenn.  
 Vanderbilt vs. Auburn  
 Officials: Terry Oglesby, Jeffrey Anderson, Courtney Green  
 Game Time: 8:00 PM  
 Game Duration: 2:01  
 Attendance: 7,099

Auburn - 80		Record: 15-2 (4-0)											
NO.	Name	Min	FG	3P	FT	Rebounds	Fouls	TP	AS	TO	ST	Blocks	+/-
			M-A	M-A	M-A	OR DR TOT	PF					BS BA	
2	Jaylin Williams	F 28:36	7-7	2-2	5-5	2 6 8	1 4	21	3	1	1	1 0	20
4	Johni Broome	F 24:37	6-12	0-2	3-5	5 7 12	2 4	15	2	1	3	1 1	17
5	Chris Moore	F 10:26	1-3	0-1	0-0	0 0 0	1 1	2	1	0	0	0 0	1
1	Aden Holloway	G 18:57	3-8	2-6	2-2	0 1 1	4 1	10	1	1	0	0 0	11
12	Denver Jones	G 23:06	1-5	1-3	0-0	3 1 4	1 0	3	2	0	1	0 0	13
0	K.D. Johnson	16:54	0-4	0-3	2-4	0 1 1	4 2	2	1	1	2	0 1	2
3	Tre Donaldson	21:03	2-3	1-2	0-0	0 2 2	3 1	5	0	3	0	0 0	4
10	Chad Baker-Mazara	24:22	2-6	1-4	0-0	0 0 0	1 1	5	3	2	0	0 0	14
31	Chaney Johnson	11:24	0-2	0-1	0-0	0 1 1	3 0	0	0	0	1	1 0	-5
44	Dylan Cardwell	15:23	4-7	0-0	4-4	3 3 6	1 2	12	0	1	1	2 0	-2
24	Lior Berman	05:12	1-1	1-1	2-2	1 1 2	1 2	5	0	0	0	0 0	0
Team			0	2	2	0	0	0	0	0	0	0	0
<b>Totals</b>			27-58	8-25	18-22	14 25 39	22 18	80	13	10	9	5 2	15

Technical Fouls: NONE

Vanderbilt - 65		Record: 5-12 (0-4)											
NO.	Name	Min	FG	3P	FT	Rebounds	Fouls	TP	AS	TO	ST	Blocks	+/-
			M-A	M-A	M-A	OR DR TOT	PF					BS BA	
2	Ven-Allen Lubin	F 28:36	3-8	1-2	2-2	2 4 6	4 1	9	0	0	1	1 0	-3
13	Malik Presley	F 21:32	3-3	1-1	4-7	4 0 4	3 4	11	0	0	0	0 0	4
24	JaQualon "JQ" Roberts	F 15:20	0-1	0-0	0 0 0	4 4 1	1 0	0	1	1	0	0 0	-2
0	Tyrin Lawrence	G 34:03	3-12	2-6	7-8	1 2 3	2 7	15	2	3	1	2 4	-4
5	Ezra Manjon	G 33:46	5-12	0-1	2-4	1 4 5	1 2	12	1	4	1	0 0	-11
3	Paul Lewis	05:22	0-1	0-1	0-3	0 0 0	1 1	0	0	0	0	0 0	-14
23	Jason Rivera-Torres	20:43	4-7	0-1	6-6	1 2 3	4 4	14	0	1	4	0 0	9
35	Carter Lang	15:28	1-3	0-1	0-0	3 0 3	0 1	2	1	0	0	0 0	-18
21	Tasos Kamateros	10:32	0-4	0-4	0 0 0	1 1 0	0 0	0	0	0	0	1 0	-10
4	Isaiah West	09:22	1-2	0-0	0 0 0	0 0 0	1 1	2	0	2	0	1 1	-2
12	Evan Taylor	02:35	0-0	0-0	0 0 0	0 0 0	0 0	0	0	0	0	0 0	0
10	Jordan Williams	02:41	0-0	0-0	0 0 0	0 0 0	1 0	0	0	0	0	0 0	-1
Team			0	1	1	0	0	0	0	0	0	0	0
<b>Totals</b>			20-53	4-18	21-30	13 17 30	18 22	65	4	11	8	2 5	-15

AU		Vandy		Points from Turnovers		AU		Vandy		Period by Period Scoring		
Biggest lead	22 (2 <sup>nd</sup> 7:39)	2 (1 <sup>st</sup> 12:32)	Turnovers	11	9	1st	41	2nd	39	TOT	80	
Best Scoring Run	13 (1 <sup>st</sup> 8:53)	6 (1 <sup>st</sup> 13:27)	Paint	36	20	Vandy	24	3rd	41	TOT	65	
Lead Changes	2	2	Second Chance	29	16	Fast Breaks	9	Bench	29	18		
Times Tied	2	2	Bench	29	18							
Time with Lead	37:32	01:00										

## GAME 18 | #13/#11 AUBURN 82, OLE MISS 59

Official Basketball Box Score - Final  
**Ole Miss at Auburn**  
 01/20/24 Neville Arena, Auburn  
 2023-24 Men's Basketball  
 Officials: Joe Lindsay, Byron Jarrett, Patrick Evans  
 Game Time: 7:30 PM  
 Game Duration: 1:51  
 Attendance: 9,121

Ole Miss - 59		Record: 15-3 (2-3)											
NO.	Name	Min	FG	3P	FT	Rebounds	Fouls	TP	AS	TO	ST	Blocks	+/-
			M-A	M-A	M-A	OR DR TOT	PF					BS BA	
4	Jaemyn Brakefield	F 23:48	3-10	1-4	0-0	0 2 2	1 0	7	0	1	1	0 1	-10
33	Moussa Cisse	C 18:11	4-4	0-0	0-0	3 2 5	2 3	8	0	1	0	0 0	-10
5	Jaylen Murray	G 26:44	3-6	2-5	0-0	1 0 1	1 0	8	3	2	1	0 0	-30
7	Allen Flanigan	G 28:54	3-10	0-1	4-4	0 4 4	1 5	10	1	3	2	0 1	-21
11	Matthew Murrell	G 29:39	3-8	0-2	2-2	0 1 1	0 1	8	2	2	3	0 0	-27
0	Brandon Murray	21:07	1-5	1-3	2-3	1 0 1	1 1	5	1	3	0	1 0	-10
3	Jamarion Sharp	17:49	2-3	0-0	2-4	5 3 8	2 2	6	1	1	0	2 0	-10
2	TJ Caldwell	13:20	1-7	0-2	0-0	1 1 2	2 0	2	0	0	2	0 0	-6
1	Austin Nunez	11:33	0-2	0-0	0-0	1 1 2	1 0	0	3	1	1	0 0	5
25	Rashaud Marshall	08:56	1-2	0-0	3-5	2 0 2	1 3	5	0	0	0	2 1	7
Team			0	2	2	0	0	0	0	3	0	0	0
<b>Totals</b>			21-57	4-17	13-18	16 14 30	13 17	59	11	17	10	3 5	-23

Technical Fouls: NONE

Auburn - 82		Record: 16-2 (5-0)											
NO.	Name	Min	FG	3P	FT	Rebounds	Fouls	TP	AS	TO	ST	Blocks	+/-
			M-A	M-A	M-A	OR DR TOT	PF					BS BA	
2	Jaylin Williams	F 21:44	5-7	1-1	2-2	1 0 1	2 2	13	1	1	0	1 0	16
4	Johni Broome	F 21:15	5-9	1-2	2-2	2 3 5	2 3	13	2	4	3	1 1	13
5	Chris Moore	F 15:07	1-2	0-0	0-0	0 0 0	0 0	2	0	0	0	0 0	-7
1	Aden Holloway	G 22:01	3-7	1-4	2-2	1 0 1	0 1	9	3	0	1	0 0	14
12	Denver Jones	G 20:09	2-4	1-2	0-0	1 1 0	1 0	5	1	1	0	0 0	12
10	Chad Baker-Mazara	13:38	2-2	1-1	0-0	1 1 1	1 1	5	2	1	1	0 0	20
0	K.D. Johnson	18:49	3-8	1-4	1-1	0 2 2	3 2	8	1	1	2	0 1	11
3	Tre Donaldson	16:57	1-2	1-2	2-2	0 0 0	1 0	3	3	1	1	0 0	9
44	Dylan Cardwell	17:43	5-6	0-0	2-2	2 1 3	1 3	12	3	4	1	0 0	10
31	Chaney Johnson	18:16	3-4	0-0	0 0 0	5 5 2	0 6	2	1	0	1	0 0	7
24	Lior Berman	10:14	1-2	1-2	1-2	1 2 3	3 1	4	0	0	0	0 0	10
20	Carter Sobera	01:02	0-0	0-0	0 0 0	1 1 0	0 0	0	0	0	0	0 0	0
21	Blake Muschalek	01:02	0-0	0-0	0 0 0	0 0 0	0 0	0	0	0	0	0 0	0
23	Addarin Scott	01:02	1-1	0-0	0-0	0 0 0	0 0	1	0	2	0	0 0	0
55	Jalen Harper	01:02	0-1	0-0	0-0	0 0 0	0 0	0	0	0	0	0 0	0
Team			3	3	6	0	0	0	1	1	0	0	0
<b>Totals</b>			32-55	8-18	10-11	10 19 29	17 13	82	19	16	9	5 3	23

OLE		AUB		Points from Turnovers		OLE		AUB		Period by Period Scoring		
Biggest lead	2 (1 <sup>st</sup> 19:27)	35 (2 <sup>nd</sup> 8:14)	Turnovers	17	22	1st	27	2nd	32	TOT	59	
Best Scoring Run	11 (2 <sup>nd</sup> 1:39)	14 (2 <sup>nd</sup> 12:20)	Paint	28	42	Vandy	21	3rd	37	TOT	82	
Lead Changes	1	17 <th>Second Chance</th> <td>17</td> <td>22</td>	Second Chance	17	22							
Times Tied	2	11 <th>Fast Breaks</th> <td>11</td> <td>8</td>	Fast Breaks	11	8							
Time with Lead	00:40	38:05	Bench	18	40							

## GAME 19 | ALABAMA 79, #8/#6 AUBURN 75

Official Basketball Box Score - Final  
**Auburn at Alabama**  
 01/24/24 Coleman Coliseum, Tuscaloosa  
 2023-24 Men's Basketball  
 Officials: Pat Adams, Don Daly, K.B. Burdett Jr  
 Game Time: 6:30 PM  
 Game Duration: 2:41  
 Attendance: 13,474

Auburn - 75		Record: 16-3 (5-1)											
NO.	Name	Min	FG	3P	FT	Rebounds	Fouls	TP	AS	TO	ST	Blocks	+/-
			M-A	M-A	M-A	OR DR TOT	PF					BS BA	
2	Jaylin Williams	F 30:47	3-9	0-3	1-2	2 9 11	1 2	7	0	2	1	0 1	-7
4	Johni Broome	F 25:28	11-17	1-2	2-2	4 10 14	5 3	25	1	1	0	5 0	11
5	Chris Moore	F 10:32	1-1	1-1	0-0	0 0 0	1 0	3	0	0	0	0 0	14
1	Aden Holloway	G 21:56	0-7	0-5	2-3	1 1 2	0 3	2	3	1	0	0 0	8
12	Denver Jones	G 20:55	3-8	1-5	2-2	1 1 2	1 3	9	1	2	3	0 0	0
10	Chad Baker-Mazara	19:57	3-8	0-2	5-7	0 0 0	3 3	11	0	2	3	1 0	-9
0	K.D. Johnson	21:48	3-7	0-4	2-2	0 2 2	4 1	8	2	2	0	1 1	-16
31	Chaney Johnson	11:01	0-1	0-0	0 0 0	2 2 1	0 0	0	0	1	0	1 0	-3
3	Tre Donaldson	18:00	3-5	2-3	0-0	0 1 1	0 1	8	3	0	1	0 0	-11
44	Dylan Cardwell	14:23	1-2	0-0	0 0 0	2 1 3	3 1	2	1	1	1	3 0	-13
24	Lior Berman	07:01	0-2	0-0	0-0	1 1 0	0 0	0	0	0	0	0 0	0
Team			1	2	3	0	0	0	0	0	0	0	0
<b>Totals</b>			28-67	5-25	14-18	12 29 41	20 18	75	11	11	10	3 4	-4

Technical Fouls: NONE

Alabama - 79		Record: 13-6 (5-1)											
NO.	Name	Min	FG	3P	FT	Rebounds	Fouls	TP	AS	TO	ST	Blocks	+/-
			M-A	M-A	M-A	OR DR TOT	PF					BS BA	
2	Grant Nelson	F 30:47	3-8	0-2	8-9	3 8 11							

# 2023-24 BOX SCORES

## GAME 21 | #16/#16 AUBURN 81, VANDERBILT 54

Official Basketball Box Score - Final  
**Vanderbilt at Auburn**  
 01/31/24 Neville Arena, Auburn  
 2023-24 Men's Basketball  
 Game Time: 6:00 PM  
 Game Duration: 2:04  
 Attendance: 9,121  
 Officials: Doug Shows, Terry Oglesby, Ted Valentine

NO. Name	Min	FG			FT			Rebounds		Fouls		TP	AS	TO	ST	Blocks		+/-
		M-A	M-A	M-A	OR	DR	TO	PF	FF	BS	BA							
2 Ven-Allen Lubin	F 28:23	5-11	1-2	6-8	8	4	12	2	5	17	0	2	1	0	2	2	-14	
0 Tyrin Lawrence	G 29:49	2-11	0-3	8-11	0	6	6	2	6	12	0	3	0	2	2	-24		
5 Ezra Manjon	G 29:31	1-8	0-1	3-5	1	3	4	2	6	5	4	1	0	0	2	-22		
10 Jordan Williams	G 22:30	0-1	0-1	0-0	0	3	4	0	0	0	0	1	2	0	0	-27		
12 Evan Taylor	G 22:55	4-9	3-7	3-4	0	3	3	5	2	14	0	2	0	0	0	-22		
23 Jason Rivera-Torres	G 14:16	0-2	0-0	0-0	0	2	2	1	2	0	1	1	1	0	0	-2		
35 Carter Lang	G 07:01	1-2	0-0	0-0	0	1	1	2	0	2	0	0	0	0	0	-4		
3 Paul Lewis	G 19:09	2-7	0-0	0-0	0	0	0	0	0	0	4	1	0	0	0	-18		
24 JaQualon "JQ" Roberts	G 02:36	0-1	0-1	0-0	0	0	0	0	0	0	0	0	0	0	0	-6		
13 Malik Presley	G 10:56	0-0	0-0	0-0	0	0	0	0	0	0	0	0	0	0	0	0		
21 Tasos Kamateros	G 10:40	0-3	0-2	0-0	1	1	2	1	0	0	0	0	0	1	0	-7		
25 Miles Keefle	G 02:14	0-1	0-0	0-0	0	0	0	0	0	0	0	0	0	0	0	0		
Team					1	0	1											
Totals		15-56	4-17	20-28	11	23	34	20	21	54	6	12	6	5	7	-27		

Record: 5-15 (0-7)  
 Shooting By Period: 1st FG% 7-29 24.1%, 3PT% 4-9 44.4%, FT% 9-12 75%, 2nd FG% 8-27 29.6%, 3PT% 0-8 0.0%, FT% 11-16 68.8%, 3PT% 4-17 23.5%, GM FG% 15-56 26.8%, FT% 20-28 71.4%, Dead Ball Rebounds: 3, 1  
 Technical Fouls: NONE

## GAME 22 | #16/#16 AUBURN 91, OLE MISS 77

Official Basketball Box Score - Final  
**Auburn at Ole Miss**  
 02/03/24 The Sandy and John Back Pavilion at Ole Miss, Oxford, MS  
 2023-24 Men's Basketball  
 Game Time: 5:00 PM  
 Game Duration: 2:00  
 Attendance: 9,631  
 Officials: Steven Anderson, Owen Shortt, Anthony Jordan

NO. Name	Min	FG			FT			Rebounds		Fouls		TP	AS	TO	ST	Blocks		+/-
		M-A	M-A	M-A	OR	DR	TO	PF	FF	BS	BA							
2 Jaylin Williams	F 27:42	6-11	1-4	3-4	2	3	5	2	3	16	2	3	0	0	1	9		
4 Johni Broome	F 25:27	7-13	1-3	0-2	2	7	9	4	2	15	7	1	0	3	1	17		
5 Chris Moore	F 10:54	1-2	1-1	0-0	0	2	2	0	0	3	0	0	0	0	0	-2		
3 Tre Donaldson	G 25:04	4-8	2-3	0-0	0	0	0	0	0	10	6	1	1	0	1	5		
12 Denver Jones	G 26:22	4-8	2-5	1-1	2	1	3	1	2	11	1	3	1	0	1	3		
10 Chad Baker-Mazara	G 26:32	5-10	3-6	2-2	1	8	9	4	1	15	2	1	0	1	1	20		
31 Chaney Johnson	G 12:18	2-2	0-0	0-0	1	3	4	2	1	4	0	1	0	0	0	5		
0 K.D. Johnson	G 13:38	4-4	1-1	2-2	1	1	2	2	1	11	3	0	1	0	0	11		
1 Aden Holloway	G 14:56	2-5	1-4	1-2	0	0	0	0	1	6	3	1	0	0	0	9		
44 Dylan Cardwell	G 14:33	0-1	0-0	0-0	1	1	2	0	1	0	1	0	1	2	0	-3		
24 Lior Berman	G 02:34	0-0	0-0	0-0	0	0	0	0	0	0	0	0	0	0	0	-4		
Team					4	2	6											
Totals		35-64	12-27	9-13	14	28	42	16	13	91	25	11	4	6	6	14		

Record: 18-4 (7-2)  
 Shooting By Period: 1st FG% 7-29 24.1%, 3PT% 4-9 44.4%, FT% 9-12 75%, 2nd FG% 8-27 29.6%, 3PT% 0-8 0.0%, FT% 11-16 68.8%, 3PT% 4-17 23.5%, GM FG% 15-56 26.8%, FT% 20-28 71.4%, Dead Ball Rebounds: 3, 1  
 Technical Fouls: NONE

Official Basketball Box Score - Final  
**Auburn - 81**  
 01/31/24 Neville Arena, Auburn  
 2023-24 Men's Basketball  
 Game Time: 6:00 PM  
 Game Duration: 2:06  
 Attendance: 9,121  
 Officials: Doug Shows, Joe Lindsay, Courtney Green

NO. Name	Min	FG			FT			Rebounds		Fouls		TP	AS	TO	ST	Blocks		+/-
		M-A	M-A	M-A	OR	DR	TO	PF	FF	BS	BA							
2 Jaylin Williams	F 27:16	7-9	3-4	4-6	1	1	2	3	5	21	4	1	1	0	0	31		
4 Johni Broome	F 24:11	7-11	2-2	0-0	3	8	11	2	3	16	4	1	1	5	1	14		
5 Chris Moore	F 11:51	0-3	0-0	0-0	2	3	5	1	0	0	0	0	0	1	1	14		
3 Tre Donaldson	G 22:58	1-5	0-1	0-0	2	5	7	1	0	2	5	4	2	0	0	37		
12 Denver Jones	G 23:40	6-11	4-8	3-4	0	0	0	0	0	3	19	0	0	0	1	32		
10 Chad Baker-Mazara	G 20:20	4-8	1-3	2-2	1	4	5	4	1	11	4	0	0	0	1	16		
31 Chaney Johnson	G 10:36	1-3	0-2	0-0	1	1	2	3	0	2	1	2	0	0	0	0		
1 Aden Holloway	G 14:48	0-5	0-5	1-2	0	3	3	1	3	1	2	1	0	0	0	-6		
44 Dylan Cardwell	G 13:35	0-2	0-1	0-2	0	3	3	2	0	0	0	0	0	1	0	-9		
0 K.D. Johnson	G 14:06	0-2	0-0	0-0	0	0	0	1	2	0	2	1	0	0	0	-1		
24 Lior Berman	G 07:49	1-2	0-0	0-0	0	2	2	1	2	5	0	0	0	0	0	-3		
20 Carter Sobera	G 02:14	0-1	0-0	0-0	1	1	0	0	0	0	0	0	0	0	0	-4		
21 Blake Muschalek	G 02:14	0-0	0-0	0-0	0	0	0	0	0	0	0	0	0	0	0	-4		
23 Addarin Scott	G 02:14	1-1	0-0	0-0	0	0	0	2	0	2	0	1	0	0	0	-4		
55 Jalen Harper	G 02:14	0-0	0-0	0-0	0	0	0	0	0	0	0	0	0	0	0	-4		
Team					1	3	4											
Totals		28-63	10-26	15-21	12	33	45	21	20	81	21	13	5	7	5	127		

Record: 17-4 (6-2)  
 Shooting By Period: 1st FG% 12-33 36.4%, 3PT% 5-12 41.7%, FT% 8-12 66.7%, 2nd FG% 16-30 53.3%, 3PT% 5-14 35.7%, FT% 7-9 77.8%, GM FG% 28-63 44.5%, FT% 15-21 71.4%, Dead Ball Rebounds: 5, 2  
 Technical Fouls: NONE

Official Basketball Box Score - Final  
**Ole Miss - 77**  
 02/03/24 The Sandy and John Back Pavilion at Ole Miss, Oxford, MS  
 2023-24 Men's Basketball  
 Game Time: 5:00 PM  
 Game Duration: 2:09  
 Attendance: 10,888  
 Officials: Don Daly, Bari Lenox, Patrick Evans

NO. Name	Min	FG			FT			Rebounds		Fouls		TP	AS	TO	ST	Blocks		+/-
		M-A	M-A	M-A	OR	DR	TO	PF	FF	BS	BA							
4 Jaemyn Brakefield	F 32:32	4-7	1-1	6-6	0	1	1	4	5	15	5	2	0	2	1	-6		
33 Moussa Cisse	C 23:39	6-7	0-0	0-2	2	1	3	2	3	12	0	0	0	4	0	-1		
5 Jaylen Murray	G 32:24	2-12	0-4	0-0	1	0	1	0	0	4	6	1	2	0	2	-14		
7 Allen Flanigan	G 33:18	6-15	2-3	6-7	0	5	5	3	4	20	1	3	1	0	2	-12		
11 Matthew Murrell	G 36:28	7-16	3-7	1-2	3	5	2	1	3	18	3	1	1	0	1	-20		
0 Brandon Murray	G 24:20	3-4	2-3	0-0	0	6	6	1	0	8	2	0	0	0	0	-18		
2 TJ Caldwell	G 12:17	0-1	0-0	0-0	0	0	0	0	0	1	0	0	0	0	0	-4		
25 Rashaud Marshall	G 02:28	0-0	0-0	0-0	0	0	0	0	0	0	0	1	1	0	0	1		
1 Austin Nunez	G 02:34	0-0	0-0	0-0	0	0	0	0	0	0	0	0	0	0	0	0		
Team					3	2	5											
Totals		28-62	8-19	13-17	8	18	26	14	14	77	20	8	5	6	6	-14		

Record: 18-4 (5-4)  
 Shooting By Period: 1st FG% 12-33 36.4%, 3PT% 5-12 41.7%, FT% 8-12 66.7%, 2nd FG% 16-30 53.3%, 3PT% 5-14 35.7%, FT% 7-9 77.8%, GM FG% 28-63 44.5%, FT% 15-21 71.4%, Dead Ball Rebounds: 5, 2  
 Technical Fouls: Brakefield 1<sup>st</sup>; 17

Biggest lead	0 (1 <sup>st</sup> 20:00)	31 (2 <sup>nd</sup> 3:09)
Best Scoring Run	6 (1 <sup>st</sup> 14:22)	11 (2 <sup>nd</sup> 3:09)
Lead Changes	0	
Times Tied	0	
Time with Lead	00:00	39:20

Points from	Turnovers	Paint	Second Chance	Fast Breaks	Bench
VAN 12	AUB 14	VAN 22	AUB 32	VAN 8	AUB 11
VAN 27	AUB 27	VAN 54	AUB 27	VAN 9	AUB 14
VAN 37	AUB 44	VAN 81	AUB 37	VAN 44	AUB 81

Technical Fouls: NONE

Biggest lead	15 (2 <sup>nd</sup> 0:51)	13 (1 <sup>st</sup> 3:29)
Best Scoring Run	8 (2 <sup>nd</sup> 19:07)	7 (1 <sup>st</sup> 6:44)
Lead Changes	5	
Times Tied	4	
Time with Lead	11:46	25:45

Points from	Turnovers	Paint	Second Chance	Fast Breaks	Bench
AU 13	OM 13	AU 44	OM 32	AU 15	OM 9
AU 35	OM 56	AU 91	OM 44	AU 33	OM 77

Technical Fouls: NONE

## GAME 23 | #12/#11 AUBURN 99, #16/16 ALABAMA 81

Official Basketball Box Score - Final  
**Alabama at Auburn**  
 02/07/24 Neville Arena, Auburn  
 2023-24 Men's Basketball  
 Game Time: 6:00 PM  
 Game Duration: 2:26  
 Attendance: 9,121  
 Officials: Doug Shows, Joe Lindsay, Courtney Green

NO. Name	Min	FG			FT			Rebounds		Fouls		TP	AS	TO	ST	Blocks		+/-
		M-A	M-A	M-A	OR	DR	TO	PF	FF	BS	BA							
2 Grant Nelson	F 25:13	3-7	1-4	9-12	2	4	6	5	8	16	2	1	0	2	0	-2		
1 Mark Sears	G 36:41	6-13	1-3	12-13	2	7	9	2	10	25	4	3	0	1	6	-15		
3 Rylan Griffin	G 30:00	5-9	4-6	0-0	1	1	2	4	0	14	3	0	0	1	0	-30		
12 Latrell Wrightsail Jr.	G 26:13	3-9	2-7	0-0	2	4	4	1	8	0	0	0	0	2	-2			
5 Aaron Estrada	G 28:12	4-10	1-3	1-1	0	2	2	5	1	11	1	3	1	0	2	-6		

# 2023-24 BOX SCORES

## GAME 25 | #13/12AUBURN 101 VS. #11/11 SOUTH CAROLINA 61



Official Basketball Box Score - Final  
**South Carolina at Auburn**  
 02/14/24 Neville Arena, Auburn  
 2023-24 Men's Basketball

Game Time: 7:30 PM  
 Game Duration: 2:03  
 Attendance: 9,121

Officials: Terry Oglesby, Keith Kimble, Owen Shortt

South Carolina - 61

Record: 21-4 (9-3)

NO.	Name	Min	FG		3P		FT		Rebounds		Fouls		TP	AS	TO	ST	Blocks		+/-
			M-A	M-A	M-A	M-A	OR	DR	TOT	PF	FD	BS					BA		
2	B.J. Mack	21:12	3-7	1-2	7-8	1	0	1	2	4	14	0	1	0	0	0	0	0	-10
30	Colin Murray-Boyles	26:39	6-10	0-0	7-8	4	3	7	3	4	19	0	4	2	1	1	1	1	-17
5	Meechie Johnson	27:33	8-17	2-6	4-4	0	7	7	3	2	22	2	2	1	0	2	-23		
12	Zachary Davis	18:10	0-2	0-1	1-2	1	2	3	1	1	1	1	1	1	1	0	0	-6	
55	Ta'lon Cooper	33:48	1-6	0-2	2-2	0	2	2	1	2	4	0	1	0	0	0	1	-18	
10	Myles Stute	16:05	0-4	0-1	0-0	1	0	1	2	0	0	0	1	0	1	0	0	-35	
33	Josh Gray	13:39	0-1	0-0	0-0	1	1	2	1	2	0	1	2	0	2	1	-11		
1	Jacobi Wright	20:45	0-3	0-1	0-2	1	0	1	3	2	0	1	0	0	0	1	-33		
15	Morris Ugusuk	12:02	0-2	0-2	0-0	0	0	0	0	0	0	0	0	1	2	0	-22		
4	Stephen Clark	05:59	0-0	0-0	1-2	0	1	1	3	1	1	0	0	0	0	0	-14		
31	Benjamin Bosmans-Verdonk	04:08	0-0	0-0	0-0	0	0	0	0	0	0	0	0	0	0	0	-11		
Team									2	2	4		0	0					
<b>Totals</b>			18-52	3-15	22-28	11	18	29	19	18	61	5	13	6	4	6	-40		

**Shooting By Period**

1<sup>st</sup> FG% 10-28 35.7%  
 3PT% 3-10 30.0%  
 FT% 5-8 62.5%

2<sup>nd</sup> FG% 8-24 33.3%  
 3PT% 0-5 0.0%  
 FT% 17-20 85%

GM FG% 18-52 34.6%  
 3PT% 3-15 20.0%  
 FT% 22-28 78.6%

Dead Ball Rebounds: 3, 1

Technical Fouls: Johnson 2<sup>nd</sup>6:38

Auburn - 101

Record: 20-5 (9-3)

NO.	Name	Min	FG		3P		FT		Rebounds		Fouls		TP	AS	TO	ST	Blocks		+/-
			M-A	M-A	M-A	M-A	OR	DR	TOT	PF	FD	BS					BA		
2	Jaylin Williams	24:06	8-11	5-7	2-2	1	1	2	3	2	23	1	0	2	0	0	0	22	
4	Johni Broome	22:17	8-15	4-5	1-3	0	2	2	1	4	21	0	0	0	2	2	8		
5	Chris Moore	14:58	0-0	0-0	0-0	2	1	3	1	0	0	1	0	0	0	0	6		
3	Tre Donaldson	20:11	5-8	0-0	1-1	0	0	0	1	1	11	4	0	2	0	0	5		
12	Denver Jones	25:26	2-6	0-1	3-3	1	0	1	0	2	7	1	2	0	0	1	6		
0	K.D. Johnson	19:17	2-3	1-2	4-4	0	2	2	4	2	9	1	1	3	0	0	40		
1	Aden Holloway	10:38	1-3	0-2	0-0	0	2	2	0	1	2	3	0	1	0	0	23		
10	Chad Baker-Mazara	15:47	4-4	2-2	0-0	0	5	5	3	2	10	3	3	0	0	0	20		
31	Chaney Johnson	13:40	2-3	0-1	2-2	0	2	2	0	2	6	2	0	1	0	0	15		
44	Dylan Cardwell	15:29	2-3	0-0	4-4	0	0	0	4	2	8	5	0	0	4	0	29		
24	Lior Berman	09:15	1-1	0-0	0-0	0	1	1	1	0	2	1	0	1	0	0	14		
20	Carter Sobera	02:14	0-0	0-0	0-0	0	2	2	0	0	0	0	0	0	0	0	3		
21	Blake Muschalek	02:14	0-0	0-0	0-0	0	1	1	0	0	0	0	0	0	0	0	3		
23	Addarin Scott	02:14	0-0	0-0	0-0	0	0	0	0	0	0	0	0	0	0	0	3		
55	Jalen Harper	02:14	1-2	0-0	0-0	0	0	0	0	0	2	0	0	0	0	1	3		
Team									1	5	6		0	1					
<b>Totals</b>			36-59	12-20	17-19	5	24	29	18	18	101	22	7	10	6	4	40		

**Shooting By Period**

1<sup>st</sup> FG% 19-30 63.3%  
 3PT% 7-11 63.6%  
 FT% 5-6 83.3%

2<sup>nd</sup> FG% 17-29 58.6%  
 3PT% 5-9 55.6%  
 FT% 12-13 92.3%

GM FG% 36-59 61.0%  
 3PT% 12-20 60.0%  
 FT% 17-19 89.5%

Dead Ball Rebounds: 1, 2

Technical Fouls: NONE

	USC	AUB	Points from	USC	AUB	Period by Period Scoring			
Biggest lead	5 (1 <sup>st</sup> 17:48)	41 (2 <sup>nd</sup> 0:49)	Turnovers	8	25	1st	2nd	TOT	
Best Scoring Run	4 (1 <sup>st</sup> 18:32)	14 (2 <sup>nd</sup> 0:49)	Paint	30	36	USC	28	33	61
Lead Changes	1		Second Chance	13	5	AUB	50	51	101
Times Tied	1		Fast Breaks	2	16				
Time with Lead	02:58	35:16	Bench	1	39				