



2023-24 AUBURN MEN'S BASKETBALL

12 NCAA TOURNAMENT APPEARANCES || 2019 FINAL FOUR || 6-TIME SEC CHAMPIONS || AUBURNTIGERS.COM || @AUBURNMBB

2023-24 SCHEDULE

OVERALL: 22-7 || SEC: 11-5
HOME: 14-1 || AWAY: 4-5 || NEUTRAL: 4-1

DATE	OPPONENT (TV)	TIME (CT)
Nov. 7	vs. #20/17 Baylor+ (ESPN)	L, 82-88
Nov. 10	SOUTHEASTERN LOUISIANA (SECN+) W, 86-71	
Nov. 16	vs. Notre Dame* (ESPN2)	W, 83-59
Nov. 17	vs. St. Bonaventure* (ESPN2)	W, 77-60
Nov. 21	ALABAMA A&M (SECN+)	W, 84-54
Nov. 29	VIRGINIA TECH% (ESPN2)	W, 74-57
Dec. 3	at Appalachian State (ESPN2)	L, 64-69
Dec. 9	vs Indiana! (ESPN2)	W, 104-76
Dec. 13	vs. UNC Asheville \$ (SECN+)	W, 87-62
Dec. 17	USC (ESPN)	W, 91-75
Dec. 22	ALABAMA STATE (SECN+)	W, 82-62
Dec. 30	CHATTANOOGA (SECN)	W, 101-66
Jan. 2	PENN (SECN)	W, 88-68
Jan. 6	at Arkansas* (ESPN2)	W, 83-51
Jan. 9	TEXAS A&M* (ESPN2)	W, 66-55
Jan. 13	LSU* (SECN)	W, 93-78
Jan. 17	at Vanderbilt* (SECN)	W, 80-65
Jan. 20	#22/21 OLE MISS* (SECN)	W, 82-59
Jan. 24	at Alabama* (ESPN)	L, 75-79
Jan. 27	at Mississippi State* (SECN)	L, 58-64
Jan. 31	VANDERBILT* (ESPN2)	W, 81-54
Feb. 3	at Ole Miss* (SECN)	W, 91-77
Feb. 7	#16/16 ALABAMA* (ESPN2)	W, 99-81
Feb. 10	at Florida* (SECN)	L, 65-81
Feb. 14	#11/11 SOUTH CAROLINA* (SECN)	W, 101-61
Feb. 17	#22/20 KENTUCKY* (ESPN)	L, 59-70
Feb. 24	at Georgia* (SECN)	W, 97-76
Feb. 28	at #4/4 Tennessee* (ESPN2)	L, 84-92
Mar. 2	MISSISSIPPI STATE* (ESPN2)	W, 78-63
Mar. 5	at Missouri* (SECN)	8 p.m.
Mar. 9	GEORGIA* (SECN)	5:30 p.m.
Mar. 13-17	at SEC Championship (Nashville, Tenn.)	

All Times Listed Central Time Zone
 * Southeastern Conference game
 + Sanford Pentagon (Sioux Falls, S.D.)
 ^ Legends Classic (Brooklyn, N.Y.)
 % ACC/SEC Challenge
 ! Holiday Hoopsgiving (Atlanta, Ga.)
 \$ Rocket City Classic (Huntsville, Ala.)

MEDIA INFORMATION

TV _____ SEC Network
 Play-By-Play _____ Dave Neal
 Color Analyst _____ Jon Sundvold
 Producer _____ Eric Posman

Radio _____ Auburn Sports Network
 Play-By-Play _____ Andy Burcham
 Color Analyst _____ Randall Dickey
 Local _____ WGZZ 94.3 FM
 Satellite _____ SiriusXM 106 or 190
 Online _____ AuburnTigers.com || TuneIn App

Auburn SID Primary Contact _____ Marlene Navor
 Cell Phone _____ 334-750-2381
 E-Mail _____ mnavor@auburn.edu

GAME 30

#13/14
AUBURN (22-7, 11-5 SEC) VS. **MISSOURI** (8-21, 0-16 SEC)

Tuesday, March 5, 2024 || 8:00 p.m. CT
Mizzou Arena (15,061) || Auburn, Ala.
TV: ESPN2 || Radio: Auburn Sports Network



AUBURN

AP Poll/Coaches Poll _____ #13/#14
 2022-23 Record _____ 21-13, 10-8 SEC
 Head Coach _____ Bruce Pearl
 Career Record (Year) _____ 657-263 (29th)
 Record at Auburn (Year) _____ 195-118 (10th)
 Career Record vs. Missouri _____ 7-5

MISSOURI

AP Poll/Coaches Poll _____ None
 2022-23 Record _____ 25-10, 11-7 SEC
 Head Coach _____ Dennis Gates
 Career Record (Year) _____ 83-71 (5th)
 Record at Missouri (Year) _____ 33-31 (2nd)
 Career Record vs. Auburn _____ 0-1

Series History || Auburn Leads 7-6 || Last Meeting: W, 89-56, on Feb. 14, 2023, in Auburn, Ala.

» The final week of the regular season is here and No. 13-ranked Auburn (22-7, 11-5 SEC) looks to finish strong with a road test at Missouri (8-21, 0-16 SEC) on Tuesday night in Columbia.

» While the rest of the student body is on spring break, the Tigers have been hard at work in the gym prepping for this final stretch in conference play.

» They will have played three games in the course of seven short days against the likes of three of the top defensive ballclubs in the league in Tennessee, Mississippi State and Missouri.


» A win on Tuesday would give the Tigers their 12th victory in SEC play – tied for the fifth-most SEC wins in program history since 1949-50. It would also be their 23rd overall victory – the seven most wins in a single season in the 118 years of Auburn Basketball.

» National POTY, COTY and All-America candidate Johni Broome is making a case for those postseason awards with consistent play during his current 20-game double-digit scoring streak (23 points and 9 rebounds at No. 4 Tennessee and 17 points and 6 rebounds vs. Mississippi State).

» Graduate senior guard Lior Berman out for the remainder of the season (and his collegiate career) after suffering an ACL injury in Auburn's 78-63 win over Mississippi State on Saturday. He was a regular member of the team's rotation this season averaging 6.4 minutes per game as a reserve.

» The Tigers are currently tied with Kentucky for fourth in the latest SEC standings with an 11-5 mark. If it can win out at Missouri and versus Georgia on March 9 – Auburn could mathematically still tie for a regular-season title depending on how Tennessee, Alabama, South Carolina, Kentucky and Florida finish the regular season.

PROBABLE AUBURN STARTERS



1
ADEN HOLLOWAY
G • 6-1 • 165 • Fr.
Charlotte, N.C.

PPG 7.9
RPG 1.4
APG 2.7




12
DENVER JONES
G • 6-4 • 205 • Jr.
New Market, Ala.

PPG 8.2
RPG 2.0
APG 1.3



10
CHAD BAKER-MAZARA
F/G • 6-7 • 180 • Jr.
Santo Domingo, DR

PPG 10.2
RPG 3.7
BPG 0.5



2
JAYLIN WILLIAMS
F • 6-8 • 245 • Gr.
Nahunta, Ga.

PPG 12.8
RPG 4.6
BPG 0.5



4
JOHNI BROOME
F/C • 6-10 • 240 • Jr.
Plant City, Fla.

PPG 16.3
RPG 8.6
BPG 2.3

OFF THE BENCH

No.	Pos.	Name	Ht.	Wt.	Year	PPG	RPG	Hometown
0	G	K.D. Johnson	6-0	190	Sr.	7.4	1.7	Atlanta, Ga.
3	G	Tre Donaldson	6-3	200	So.	6.6	2.4	Tallahassee, Fla.
44	C	Dylan Cardwell	6-11	255	Sr.	4.9	3.7	Augusta, Ga.
31	F	Chaney Johnson	6-7	220	Jr.	4.4	3.5	Alabaster, Ala.
5	F	Chris Moore	6-6	205	Jr.	2.0	1.5	New Market, Ala.
23	F	Addarin Scott	6-9	207	Jr.	0.5	0.4	Dallas, Texas

UNIVERSITY INFORMATION

Location _____ Auburn, Ala.
 Founded _____ 1856
 Enrollment _____ 33,015
 Nickname _____ Tigers
 Colors _____ Burnt Orange and Navy Blue
 Conference _____ Southeastern (SEC)

ADMINISTRATION

President _____ Dr. Christopher B. Roberts
 Director of Athletics _____ John Cohen
 Athletics Phone _____ 855-282-2010

COACHING STAFF

Head Coach _____ Bruce Pearl
 Alma Mater _____ Boston College '82
 Career Record _____ 657-263 (.714)
 Seasons _____ 29
 Record at Auburn _____ 195-118 (.623)
 Seasons _____ 10
 Associate Head Coach _____ Steven Pearl
 Alma Mater _____ Tennessee '10
 Assistant Coach _____ Ira Bowman
 Alma Mater _____ Penn '96
 Assistant Coach _____ Corey Williams
 Alma Mater _____ Oklahoma State '02
 Assistant Coach _____ Chad Prewett
 Alma Mater _____ Troy State '94
 Assistant Coach/Offensive Coordinator _____
 _____ Mike Burgomaster
 Alma Mater _____ Miami '16
 Athletic Trainer _____ Clark Pearson
 Alma Mater _____ Kentucky '96
 Strength & Conditioning Coach _____ Damon Davis
 Alma Mater _____ Western Illinois '03
 Director of Player Development _____ Marquis Daniels
 Alma Mater _____ Auburn '03
 Director of Scouting & Recruiting _____ Ian Borders
 Alma Mater _____ Louisville '07
 Director of Operations _____ Maddux Jeffreys
 Alma Mater _____ Auburn '20

PROGRAM HISTORY

First Year of Basketball _____ 1905-06
 All-Time Record _____ 1465-1252-1 (.539)
 All-Time SEC Record _____ 658-775 (.459)
 SEC Championships _____ 4
 _____ (1960, 1999, 2018, 2022)
 SEC Tournament Titles _____ 2 (1985, 2019)
 NCAA Tournament Appearances _____ 12
 NCAA Tournament Record _____ 19-12
 All-Americans _____ 13
 All-SEC Selections _____ 98

TEAM INFORMATION

2022-23 Record _____ 21-13
 SEC Record (Finish) _____ 10-8 (7th)
 Associated Press Final Ranking _____ N/A
 USA TODAY/Coaches Final Ranking _____ N/A
 Letterwinners Returning/Lost _____ 11/7
 Starters Returning/Lost _____ 2/3
 Newcomers _____ 5

ATHLETICS COMMUNICATIONS

Director (MBB Contact) _____ Marlene Navor
 Alma Mater _____ Washington State '00
 Cell _____ 334-750-2381
 E-Mail _____ mnavor@auburn.edu

All interviews with coaches and student-athletes to be arranged in advance with SID.

EYEING THE TIGERS

» Ten of Missouri's 16 SEC losses have been by single digits including an 84-78 (-6) setback to Ole Miss on March 2.

» Missouri has four players scoring in double figures including Sean East II, who is fifth in the SEC averaging 17.5 points per game.

» Missouri ranks 13th nationally shooting 78.4% from the free throw line and it is tied for 28th nationally averaging 4.9 blocks per game.

SERIES HISTORY

» Auburn leads 7-6 in the all-time series with Missouri including wins in three-straight games and six of the last seven over the Tigers.

» AU is 3-4 lifetime on the road in Columbia, Mo. (all meetings since Mizzou became a member of the SEC).

» The last time Auburn traveled to Missouri, the Tigers were ranked No. 1 in the nation for the first time in program history and escaped with a 55-54 win at Mizzou Arena.

LAST FIVE GAMES IN THE SERIES

March 14, 2019	N	W, 81-71
Feb. 15, 2020	A	L, 73-85
Jan. 23, 2021	A	W, 109-86
Jan. 25, 2022	A	W, 55-54
Feb. 14, 2023	H	W, 89-56

AUBURN IN KENPOM RANKINGS

» Auburn is the SEC's second-highest ranked team at No. 6 in the KenPom Rankings behind Tennessee (No. 5) and ahead of Alabama (No. 8). The Tigers are currently rated fifth in adjusted defensive efficiency and 14th in adjusted offensive efficiency.

» The last 21 national championships have all finished in the Top 39 in both offensive and defensive efficiency. All of them have been in the Top 39 in offensive efficiency and the Top 22 in defensive efficiency. All but two of them have finished in the Top 20 in both categories.

FROM THE SIDELINES

» Bruce Pearl is 7-5 lifetime in his coaching career versus the Tigers including 7-4 at Auburn.

» The Tigers claimed an 89-56 victory over Missouri in Neville Arena last season in the only previous meeting between Pearl and second-year Missouri head coach Dennis Gates.

» Missouri associate head coach Charlton "C.Y." Young had two stints as an assistant coach at Auburn (1996-97 and 2000-04). Young's wife, Carolyn, was a two-time All-American at Auburn and was the 1991 SEC Player of the Year and was a member of a pair of Final Four teams during her time on The Plains.

TIGERS FAST BREAKING

» Auburn matched its season high with 26 fast-break points against Alabama on Feb. 7, a mark the Tigers previously set against LSU on Jan. 13. Auburn is 6-0 this season when the Tigers score at least 20 fast-break points.

MOST WINS IN PROGRAM HISTORY

» With its 78-63 win over Mississippi State on March 2, Auburn recorded its 11th season with at least 22 wins in the program's 118-year history including the Tigers' fifth 22-win season in the last seven seasons under head coach Bruce Pearl.

Season	Wins
2018-19	30
1998-99	29
2021-22	26
2017-18	26
2019-20	25
2008-09	24
1999-00	24
2023-24	22
2002-03	22
1985-86	22
1984-85	22
2022-23	21
1983-84	20
1958-59	20
1927-28	20

PLAYER TO WATCH: JOHNI BROOME

» National Player of the Year, National Center of the Year and All-America candidate Johni Broome has scored in double figures in 20-straight games including 17 points on 7-of-13 field goals to go with six rebounds, one assist and one block against Mississippi State on March 2.

» He is averaging 16.9 points (338 total points) on 55.3 percent shooting (131-of-237), 8.6 rebounds (171 total rebounds) and 2.7 blocks per game (54 total blocks) over that period.

» The junior big man has 12 games this season with three-or-more blocked shots. Broome has blocked 32 blocked shots over the last 11 games. His 144 blocked shots in his two years at Auburn are tied with teammate Dylan Cardwell for eighth on the school's all-time career blocks list.

» He is second in the SEC averaging 8.55 rebounds per game and is ninth in scoring at 16.34 points per game. Broome is the only player in the league averaging at least 16.0 points and 8.0 rebounds per game and is the only player ranked in the Top 10 in the SEC in scoring and rebounding. He is also second in the SEC with a 55.1 field-goal percentage, second with 2.28 blocks per game, first with 6.03 defensive rebounds and sixth with 2.52 offensive rebounds per game.

» Broome is currently shooting 24-of-64 (37.5 percent) from long range on the season after making 2-of-5 shots from deep at Tennessee on Feb. 28, his fifth game this season with multiple 3-pointers. He has made a long-range shot in 11 of the last 12 games.



BEST STARTS IN PROGRAM HISTORY

» With a 22-7 overall record, Auburn has the fifth-best record in program history through 29 games. It marks the fourth time in the last seven seasons Auburn has won at least 22 of the first 29 games in a season. Regardless of the outcome of Tuesday's game at Missouri, the Tigers will have the fifth-best 30-game start all-time.

BEST 29-GAME STARTS

Season	Start
1998-99	27-2
2021-22	25-4
2019-20	24-5
2017-18	24-5
2023-24	22-7

BEST 30-GAME STARTS

Season	Start
1998-99	27-3
2021-22	26-4
2019-20	24-6
2017-18	24-6

BENCH PRODUCTION

» Auburn is fifth in the country averaging 34.21 bench points per game for the season, which is 41.4 percent of the Tigers' total points. Auburn's bench has outscored its opponent's bench in all but one game this season including the last 22 contests. The Tigers are 22-6 when outscoring their opponent in bench points.

» AU has outscored an opponent by at least 20 bench points 10 times this season including six times in SEC play. The Tigers, who scored a season-best 51 bench points against UNC Asheville, have scored at least 40 bench points in a game eight times this season including three times in SEC play.

» The Tigers' previous season high was 49 bench points against Alabama A&M. In its first 16 SEC games, Auburn has outscored its opponents in bench points, 503-235, including 49 bench points against LSU and 46 bench points at Arkansas. On Feb. 14, Auburn outscored South Carolina 39-1 in bench points.

» At least 11 Tigers have scored in a game seven times this season including four straight games from Dec. 13-30 against UNC Asheville, USC, Alabama State and Chattanooga as well as against South Carolina on Feb. 14 and Alabama A&M on Nov. 21 and against Ole Miss, when 12 players scored for Auburn for the first time since the Chattanooga game on Dec. 30. Ten different players have scored in double figures at least once for Auburn this season.

GEORGIA PIPELINE

» The state of Georgia is fertile recruiting ground for Coach Pearl and Auburn as four current Tigers hail from the Peach State including Jaylin Williams (Nahunta), K.D. Johnson (Atlanta), Dylan Cardwell (Augusta) and Jalen Harper (Mableton).

» Five of Auburn's six recent NBA Draft picks under Pearl, including four first rounders, were Peach State products - Chuma Okeke (Atlanta), Isaac Okoro (Atlanta), Sharife Cooper (Powder Springs), Jabari Smith (Fayetteville) and Walker Kessler (Newnan).

» Other Auburn standouts, such as Jared Harper, Bryce Brown, Anfernee McLemore, T.J. Dunans and Zep Jasper, call Georgia home.

Player - National Prospect Ranking out of High School (Recruiting Class)	Overall Pick (round) - Team (Year)
Chuma Okeke - 60 (2017)	16 (1) - Orlando (2019)
Isaac Okoro - 37 (2019)	5 (1) - Cleveland (2020)
Sharife Cooper - 27 (2020)	48 (2) - Atlanta (2021)
Jabari Smith - 7 (2021)	3 (1) - Houston (2022)
Walker Kessler - 28 (2020)	22 (1) - Memphis (2022)

*Recruiting rankings from 247Sports Composite

SEASONS WITH DOUBLE-DIGIT SEC WINS

» Auburn's 78-63 win over Mississippi State on March 2, was the Tigers' 11th SEC win of the season. It marked the 19th time since the beginning of the SEC in 1933 that the Tigers have recorded 11 conference wins in a season.

» Auburn's five seasons with 11 SEC wins since 2018 are tied with Kentucky and Tennessee for the most in the league over that period.

» With one more SEC win, the Tigers will reach 12 conference wins for the fourth time over the same span, which would be tied with Kentucky and Tennessee for the most in the league during that time unless the Wildcats win one of their final two games, which would give them their fifth 12-SEC win season since 2018.

Season SEC Wins

2021-22	15
1998-99	14
2017-18	13
1985-86	13
2019-20	12
1983-84	12
1974-75	12
1966-67	12
1959-60	12
1958-59	12
1949-50	12
2023-24	11
2018-19	11
1987-88	11
1975-76	11
1969-70	11
1964-65	11
1961-62	11
1957-58	11
2022-23	10
2008-09	10
1968-69	10
1962-63	10

TEAM	11-WIN SEASONS	TEAM	12-WIN SEASONS (since 2018)
Tennessee	5	Kentucky	4
Auburn	5	Tennessee	4
Kentucky	5	Alabama	3
Alabama	3	Auburn	3
LSU	3	Arkansas	2
Arkansas	2	LSU	2
Florida	2	South Carolina	1
South Carolina	2	Texas A&M	1
Mississippi State	1		
Missouri	1		
Texas A&M	1		
Vanderbilt	1		

SELLING OUT NEVILLE ARENA

» Auburn is one of only 16 NCAA Division I teams at or above 100 percent capacity crowds for the season next to UConn, Dayton, Duke, FAU, Gonzaga, Grand Canyon, Houston, Kansas, Michigan State, Penn State, Purdue, Rutgers, St. John's, Villanova and Xavier.

» A ticket to Neville Arena is a hard one to come by as season tickets have been sold out every year under Bruce Pearl.

» The Tigers have sold out the last 54-consecutive games at Neville Arena.

TOUGHEST HOME COURTS IN THE SEC

» Auburn's Neville Arena has been a rare place where league foes have won along with Kentucky's Rupp Arena, Arkansas' Bud Walton Arena and Tennessee's Thompson-Boling Arena.

» Only 28 SEC teams have come into Neville Arena and left with a win over the last nine-plus seasons since 2014-15. Texas A&M and Ole Miss have been the most successful having won five times each.

SEC vs. Kentucky at Rupp Arena - 13-75 (.148)

SEC vs. Tennessee at Thompson-Boling Arena - 25-63 (.284)

SEC vs. Arkansas at Bud Walton Arena - 27-62 (.303)

SEC vs. Auburn at Neville Arena - 29-59 (.330)

MOST LOPSIDED WINS OVER TWO SEC OPPONENTS

» Two of Auburn's nine SEC wins this season have been the Tigers' largest margin of victory over that opponent all-time. Auburn's 32-point win at Arkansas (83-51) to open SEC play is the Tigers' largest victory over the Razorbacks in the 60-game series history between the two teams and is also Arkansas' largest loss ever in Bud Walton Arena.

» Prior to this season, Auburn's largest win over Arkansas was a 101-76 win on Jan. 6, 1996, in Beard-Eaves Memorial Coliseum. The Tigers knocked off No. 11 South Carolina, 101-61, at Neville Arena. Not only was the 40-point win the largest by either team in the 50-game series history between the Tigers and Gamecocks, it was Auburn's largest victory over an AP Top 25 opponent all-time, topping the Tigers' 97-66 victory over No. 8 Mississippi State on Jan. 3, 1959.

MOST 20-POINT WINS IN THE SEC THIS SEASON

» Auburn's 97-76 victory at Georgia was the Tigers' 12th win by at least 20 points this season, which is the most in the SEC.

» The Tigers have won five SEC games by 20+ points including three of the Tigers' last five home games when they knocked off No. 22 Ole Miss, 82-59, on Jan. 20, Vanderbilt, 81-54, on Jan. 31 and 11th-ranked South Carolina, 101-81, on Feb. 14, which is one behind Tennessee for the most in the league.

» Auburn also picked up an 18-point win over No. 16 Alabama, 99-81, on Feb. 7 at home during this stretch.

» The Tigers' 12 20-point wins this season are the second-most in a single season in program history behind Auburn's 14 20-point wins during its 1998-99 SEC championship campaign. All 21 of AU's victories this season have been by double digits, which is also second in program history, behind the 1998-99 squad, who had 26 double-digit wins.

Team	20-Point Wins	20-Point SEC Wins
Auburn	12	5
Alabama	11	4
Tennessee	10	6
Florida	7	1
Kentucky	8	2
Mississippi State	5	1
LSU	4	1
South Carolina	4	0
Texas A&M	4	0
Missouri	3	0
Ole Miss	3	1
Arkansas	1	0
Georgia	1	0
Vanderbilt	0	0

K.D. BRINGING THE ENERGY OFF THE BENCH

» K.D. Johnson has scored in double figures eight times this season including 10 points (5-of-5 from the foul line) at No. 4 Tennessee. It was Johnson's first game in double figures since he scored in double figures twice in a three-game span on Feb. 10 through Feb. 14.

» He is shooting a career-best 79.5 percent from the free-throw line this season. His previous high mark was 72.1 percent in the 2021-22 season. He has recorded a team-best 37 steals on the season and has registered a steal in 22-of-29 games (including 10 multi-steal games) in seven of the last 15 contests.

TAKING CARE OF THE ROCK

» Auburn committed nine turnovers at Georgia on Feb. 24 and just seven turnovers against South Carolina on Feb. 14. It was the third time this season the Tigers had seven turnovers in a game – versus UNC Asheville and at Arkansas.

» AU is 11-0 this season when it has committed single-digit turnovers including 5-0 in SEC play. The Tigers committed just five turnovers in their win over Alabama on Feb. 7. They tied a school-record with three turnovers against Indiana on Dec. 9. Auburn previously committed eight turnovers against Virginia Tech, USC and LSU as well as nine turnovers against Chattanooga.

» The Tigers closed out non-conference play with six turnovers against Penn.

» Auburn is sixth in the SEC averaging 10.55 turnovers per game this season and second with a +2.59 turnover margin. The Tigers have forced more turnovers than they have committed 19 times this season and have a 16-3 record in those games.

WELCOME TO THE JUNGLE

» Despite its 70-59 loss to No. 22 Kentucky on Feb. 17, Auburn still enjoys one of the best home court advantages in the country.

» The Tigers are 13-1 at home this season and are 43-3 at Neville Arena over the last three seasons. All 13 home victories this season have come by at least 11 points and Auburn has a 19.7 scoring margin when playing on its home court this year.

» The loss to the Wildcats ended Auburn's 16-game win streak at Neville Arena, which was the sixth-longest home court winning streak in program history and the longest since the Tigers won 28-straight games at Neville Arena from 2021-23.

» Auburn went just over a year without losing at home – Feb. 11, 2023, to Feb. 17, 2024. Five of Auburn's nine longest home court winning streaks all-time have come since 2017.

LONGEST HOME-COURT WINNING STREAKS IN AUBURN HISTORY

Streak	Started/Ended
36	W, Georgia Tech on 1/26/1957 to L, Mississippi State on 1/7/1961
30	W, Southern Miss on 3/11/1998 to L, #12 LSU on 3/1/2000
28	W, #25 Tennessee on 2/27/21 to L, Texas A&M on 1/25/2023
19	W, Arkansas on 2/20/2019 to L, Texas A&M on 3/4/2020
17	W, Miss State during 1926-27 season to L, Ole Miss during 1927-28 season
16	W, Missouri on 2/14/2023 to L, Kentucky on 2/17/2024
15	W, Georgia Tech on 2/27/1974 to L, Alabama on 1/10/1976
13	W, Missouri on 3/4/2017 to L, Texas A&M on 2/7/2018

RANKED TEAMS AT NEVILLE ARENA

» Auburn is 9-2 against ranked teams in Neville Arena (2010-Present). The Tigers have won eight of their last nine home meetings against ranked teams.

Date	Opponent	AU Rank/Opponent Rank	Result
11/9/18	Washington	11/25	W, 88-66
1/19/19	Kentucky	14/12	L, 80-82
2/1/20	Kentucky	17/13	W, 75-66
2/8/20	LSU	11/18	W, 91-90 (OT)
12/29/21	LSU	11/16	W, 70-55
1/22/22	Kentucky	2/12	W, 80-71
1/7/23	Arkansas	20/13	W, 72-59
1/20/24	Ole Miss	13/22	W, 82-59
2/7/24	Alabama	12/16	W, 99-81
2/14/24	South Carolina	13/11	W, 101-61
2/17/24	Kentucky	13/22	L, 59-70

DOMINATING THE PAINT

» Auburn has scored at least 40 points in the paint in 11 of the last 25 games including two games of at least 50 paint points (season-high 52 points in the paint against Chattanooga). The Tigers scored 50 points in the paint against UNC Asheville, 46 points in the paint in the SEC opener at Arkansas, 44 points in the paint at Ole Miss, 42 paint points against Virginia Tech, Appalachian State, USC and Ole Miss and 40 paint points against Alabama, Alabama A&M and at Florida.

» For the season, Auburn is averaging 36.6 points per game in the paint (1,062 points in 29 games), which is 44.3 percent of the Tigers total points. The Tigers have outscored their opponent in the paint in 25-of-29 games this season and were even with St. Bonaventure in paint points in one of the other three games.

» Mississippi State (twice) and Kentucky are the only opponents to outscore Auburn in the paint this season. The Bulldogs outscored the Tigers 34-20 in the paint on Jan. 27 and 30-28 on March 2 and the Wildcats outscored them 36-26 in paint points on Feb. 17.

» Auburn is +248 (8.6 ppg) on points in the paint for the season including a +30 (48-18) in its SEC opener at Arkansas. The Tigers are outscoring SEC opponents by 6.1 points in the paint per game (558-460 in 16 games).

PEARL AMONG THE BEST OF THE BEST

» Bruce Pearl ranks No. 13 among active NCAA Division I coaches in career wins (657), third among active SEC men's basketball coaches. He also ranks No. 19 among active NCAA All-Division coaches in career wins (657) and No. 8 all-time among winningest SEC coaches with 340 career wins (UT and AU combined).

MOST OVERALL COLLEGIATE HEAD COACHING WINS AMONG ACTIVE SEC COACHES

Coach	School	Wins
John Calipari	Kentucky	811
Rick Barnes	Tennessee	802
Bruce Pearl	Auburn	657
Buzz Williams	Texas A&M	343
Mike White	Georgia	274

Coach	School	Wins
John Calipari	Kentucky	408
Bruce Pearl	Auburn	340
Rick Barnes	Tennessee	198
Mike White	Georgia	173
Nate Oats	Alabama	112

MOST WINS IN SEC GAMES AMONG ACTIVE SEC COACHES

Coach	School	Win
John Calipari	Kentucky	196
Bruce Pearl	Auburn	153
Rick Barnes	Tennessee	99
Mike White	Georgia	83
Nate Oats	Alabama	61

NO GO FROM 3

» Auburn is second in the SEC in three-point field goal percentage defense, allowing opponents to shoot only 30.5 percent from behind the arc this season. In SEC play, the Tigers are third in the league holding opponents to 30.9 percent shooting from deep, and they are second in the conference giving up 6.1 3-pointers per game in SEC play.

» Auburn has held eight of its first 16 SEC opponents, and 12 opponents overall, to under 30 percent shooting from long range. The Tigers are 18-3 when holding opponents to under 36.0 percent shooting from deep. Auburn has held opponents to just 124-of-433 (28.6%) shooting from deep in its 22 wins, an average of 5.64 3-pointers per game, compared to 53-of-138 (38.4%), an average of 7.6 3-pointers per game, in its seven losses.

» The Tigers held Notre Dame (2) and South Carolina (3) to their season-lows in 3-pointers made to date and held Kentucky (4) and Georgia (3) to season-low-tying 3-point field goal totals.

SHARING THE ROCK

» The Tigers are eighth nationally and first in the SEC with 17.76 assists per game. They also lead the SEC and are 10th nationally with a 1.68 assist-to-turnover ratio. The Tigers have recorded at least 19 assists in 15 games, which is tied for the most in the country. They have dished out at least 17 assists on 19 occasions.

» Auburn matched its season high from the Indiana game on Dec. 9 with 25 assists on 35 made field goals at Ole Miss on Feb. 3, which is the Tigers' most assists since dishing out 26 assists against Nebraska in the 2021 Holiday Hoopsgiving game. Last week, Auburn recorded 22 assists in the Tigers' win over South Carolina. Ten different Tigers recorded an assist in the win over the Gamecocks.

» Despite the loss at No. 4 Tennessee, Auburn dished out 20 assists on 27 makes from the field. It was the 10th time overall this season, and fifth in SEC play, the Tigers have registered 20 assists in a game.

» Eight players have recorded at least 30 assists on the season for Auburn with five of those already topping 50 assists for the year, and nine of the 10 Tigers averaging over 13.0 minutes per game have a positive assist-to-turnover ratio.

» Tre Donaldson leads Auburn and is 14th in the SEC with 3.31 assists per game, while Aden Holloway is averaging 2.72 assists per game.

» Holloway and Donaldson have combined for 97 assists and only 36 turnovers over the last 18 games, and the pair is averaging 6.03 assists and 2.28 turnovers per game for the season.

Teams with 19+ assists in 15+ games this season

Arizona

Auburn

BYU

Purdue

Teams with 18+ assists in 18 games this season

Kansas (19)

Arizona

Auburn

DEFENSE, TIGERS, DEFENSE

» Auburn is tied for second in the SEC forcing 13.14 turnovers per game and second forcing 12.75 turnovers in league play. The Tigers forced Texas A&M into 19 turnovers, which is still a season high for the Aggies and also the most they have forced in an SEC game this season.

» The Tigers forced 16 turnovers against LSU, and scored 24 points off those turnovers. Auburn scored 25 points off of 13 turnovers by South Carolina on Feb. 14, which is the second-most points scored off turnovers this season (30 vs. Virginia Tech).

» Additionally, AU forced 15 Alabama turnovers on Feb. 7, resulting in 22 points. In the first meeting between the two teams this season, Auburn scored 22 points off 17 Ole Miss turnovers.

» The Tigers previously forced 13 turnovers in their SEC opener at Arkansas and 11 at Vanderbilt. Auburn scored 15 points off 14 Alabama turnovers on Jan. 24, forced Mississippi State into 14 turnovers and forced 12 turnovers against Vanderbilt on Jan. 31.

» Auburn held Ole Miss to season-lows in points (59) and first half points (27) in Auburn.

» Auburn held Texas A&M to a season-low 22 first-half points. The Aggies' previous low was 23 points in the first half against No. 3 Houston.

» Auburn held Texas A&M without a field goal over the final 9:15 of the game as the Aggies missed their last 10 field-goal attempts.

» Auburn held Texas A&M to a 29.0 field-goal percentage on the night, which was the lowest the Tigers had held an SEC opponent to since holding Tennessee to 27.0 percent shooting in Knoxville last season until they held Vanderbilt to 26.8 percent shooting on Jan. 31. This is the lowest field-goal percentage Auburn has held an SEC opponent to since holding Georgia to 25.0 percent shooting (13-of-52) on Feb. 1, 2012.

» Auburn held Mississippi State to a season-low 21 first-half points. The Bulldogs' previous low was 26 points at Georgia Tech.

Fewest points Auburn has held an SEC opponent to under Bruce Pearl

Date	Opponent	Points
Feb. 4, 2023	Tennessee	46
Jan. 18, 2023	LSU	49
Jan. 6, 2024	Arkansas	51
Feb. 16, 2019	Vanderbilt	53
Jan. 25, 2022	Missouri	54
Jan. 9, 2024	Texas A&M	55
Dec. 29, 2021	LSU	55

Held league opponent under 60 points this season

Auburn	4
Mississippi State	3
Kentucky	2
Ole Miss	2
South Carolina	2
Tennessee	2
Texas A&M	2
Alabama	1
LSU	1

Games holding opponent to under 60 points in SEC game

2022-23	5
2023-24	4
2021-22	3
2018-19	3
2020-21	1
2019-20	1
2014-15	1
2017-18	0
2016-17	0
2015-16	0

CLEANING THE GLASS

» Auburn ranks sixth in the SEC and is tied for 71st nationally with a +3.7 rebounding margin this season. The Tigers outrebounded Ole Miss, 42-26, on Feb. 3, which is tied as their fifth-best rebounding margin in an SEC game in Bruce Pearl's 10 seasons on The Plains.

» AU outrebounded Arkansas, 46-32, in the SEC opener and outrebounded Vanderbilt by 10.0 boards per game in two victories over the Commodores. The +14 rebounding margin against the Razorbacks is tied as the eighth-best mark in an SEC game under Pearl.

» Auburn outrebounded Alabama, 42-35, on Feb. 7, making it three-straight games the Tigers had outrebounded their opponent prior to getting outrebounded, 43-41, at Florida on Feb. 10. The Tigers are 14-1 when they have outrebounded their opponent this season.

» The Tigers are 48th nationally with a 31.8 offensive rebounding percentage and 61st with a 52.6 total rebounding percentage, per teamrankings.com. They have a +5.6 rebounding margin in their 22 wins and a -2.3 rebounding margin in their seven losses.

AUBURN'S BEST REBOUNDING MARGINS IN AN SEC GAME UNDER BRUCE PEARL

Date	Opponent	AU Reb/Opp Reb	Reb Margin
Feb. 14, 2023	Missouri	48/26	+22
Feb. 8, 2022	Arkansas	60/42	+18
Feb. 4, 2020	Arkansas	44/27	+17
Jan. 16, 2019	Texas A&M	50/33	+17
Feb. 3, 2024	Ole Miss	42/26	+16
March 7, 2020	Tennessee	42/26	+16
Feb. 12, 2020	Alabama	60/44	+16
Jan. 6, 2024	Arkansas	46/32	+14
Feb. 1, 2020	Kentucky	42/28	+14
Jan. 27, 2018	LSU	38/24	+14

MAKING EVERY SHOT COUNT

» After shooting 14-of-26 from the free-throw line at Florida on Feb. 10, Auburn has responded by shooting 83-of-110 (75.5 percent) in the last five games against No. 11 South Carolina, 22nd-ranked Kentucky, at Georgia and No. 4 Tennessee and against Mississippi State. Auburn has made 510 free throws on the season, which is 10th-most in a season in program history.

» The Tigers set a school record for made free throws in a game by going 40-of-50 from the free-throw line against Alabama on Feb. 7. Auburn is fourth in the SEC with a 75.5 free throw percentage for the season, which would rank sixth all-time in the school record books. Of the 10 players averaging over 13.0 minutes per game, seven of them are shooting at least 75.0 percent from the free throw line.

» Auburn is fifth in the SEC shooting 76.9 percent (273-of-355) from the foul line in SEC play, and the Tigers are third in the league averaging 17.06 made free throws per game in league play. Auburn is shooting 400-of-513 (78.0%) in its 22 wins compared to 110-of-162 (67.9%) in its seven losses. That's an average of 18.2-of-23.3 in wins compared to 14.8-of-22.3 in losses.

» The Tigers have shot 49.2 percent (657-of-1336) in their 22 wins compared to 40.0 percent (169-of-423) in their seven losses. Auburn is third in the SEC with a 47.0 field-goal percentage for the season. Auburn has shot at least 50.0 percent from the floor three times in the last five games.

» Auburn shot a season-best 60.0 percent (12-of-20) from 3-point range against No. 11 South Carolina on Feb. 14, which marked its best 3-point percentage since shooting 60.0 percent (12-of-20) at Alabama last season. Last week, the Tigers turned in their second-best mark of the season at UGA by making 53.8 percent (14-of-26) of their long-range shots. Their 14 made 3-pointers versus the Bulldogs tied a season high from the Indiana game on Dec. 9.

» The Tigers recorded their ninth game of the season, including five in SEC play, with double-digit 3-pointers with a season-high-tying 14 triples at Georgia on Feb. 24. Eight of Auburn's nine games this season with double-digit 3-point field goals have come in the last 21 games including the Tigers making 10 3-pointers against Vanderbilt on Jan. 31 and 12 long-range shots at Ole Miss on Feb. 3, compared to just one such game in the first seven contests of the season. It was the first time Auburn has made double-digit 3-pointers in consecutive SEC games since making 10 3-point field goals at Mississippi State and against South Carolina in the final two regular-season games of the 2021-22 season

» The Tigers have made at least 10 3-pointers five times in SEC play (10 vs. LSU). The Tigers have shot 194-of-516 (37.6 percent) from deep in their 22 wins and 39-of-156 (25.0 percent) in their seven losses.

Below is a statistical breakdown comparing Auburn in its 22 wins to the Tigers in their six losses this season.

Category	Wins	Losses
Scoring Offense	86.7	69.6
Scoring Defense	65.0	77.6
Scoring Margin	+21.7	-8.0
Field-Goal Pct.	49.2	40.0
Opp. Field-Goal Pct.	37.4	43.2
3FG Pct.	37.6	25.0
Opp. 3FG Pct.	28.0	38.4
Free-Throw Pct.	78.0	67.9
Rebounding Margin	+5.6	-2.3
Assists	18.9	14.1
Turnover Margin	+3.7	-0.9
Personal Fouls	18.3	20.6

TIGERS PICK UP RARE ROAD WIN

» Auburn's 32-point victory at Arkansas tied for the second-largest margin of victory in an SEC road game in program history next to a 64-32 victory at Sewanee on Jan. 13, 1940, and only two points behind a 92-58 win at Tulane on Jan. 11, 1966. Additionally, the win tied for the seventh-largest overall road win in school history. It was the largest since an 87-52 win at Alabama A&M on Dec. 1, 2009.

» On the flip side, the 32-point loss was Arkansas' largest defeat in the 31-year history of Bud Walton Arena (449 total games, 80th win all-time in the venue's history), topping a 30-point loss to Florida in 2012. It was Auburn's largest win in the 60-game series, surpassing the Tigers' 101-76 victory in Auburn in 1996. The Tigers' previous largest victory at Bud Walton Arena was 73-51 (+22) in 2009.

LARGEST SEC ROAD WINS IN PROGRAM HISTORY

Date	Opponent	Score	Margin
Jan. 11, 1966	Tulane	92-58	34
Jan. 6 2024	Arkansas	83-51	32
Jan. 13, 1940	Sewanee	64-32	32

LARGEST ROAD WINS IN PROGRAM HISTORY

Date	Opponent	Score	Margin
Dec. 20, 1999	Puerto Rico-Mayaguez	109-52	57
Dec. 16, 1976	VCU	109-59	50
1919-20	Clemson	60-12	48
Dec. 28, 1996	Florida A&M	95-57	38
Dec. 1, 2009	Alabama A&M	87-52	35
Jan. 11, 1966	Tulane	92-58	34
Jan. 6 2024	Arkansas	83-51	32
Jan. 13, 1940	Sewanee	64-32	32
Nov. 19, 2007	Charleston Southern	89-59	30
Dec. 20, 2002	Puerto Rico-Mayaguez	94-64	30
Dec. 30, 1995	Florida A&M	84-54	30
Nov. 30, 1951	Howard	69-39	30
1919-20	West Point Athletic Club	38-8	30

THE LAW OFFICES OF CHAD BAKER-MAZARA

» Chad Baker-Mazara is fourth in the SEC shooting 87.4 percent (90-of-103) from the foul line this season including a career-best 9-of-9 from the charity stripe against Kentucky on Feb. 17. Baker-Mazara had a string of 26 straight made free throws snapped at Tennessee on Feb. 28. Wendell Green Jr. holds the Auburn record for consecutive made free throws at 34 in 2023.

» He is currently on pace to finish fourth on Auburn's single-season free-throw percentage list.

» Baker-Mazara has scored in double figures in 11 of Auburn's 16 SEC games including eight of the last nine. During that time, he is averaging 13.0 points on 51.6 shooting from the floor, 54.2 percent from 3-point range and 88.4 percent from the free-throw line.

» CBM has led Auburn in scoring three times in SEC play after scoring 16 points at Arkansas and adding 19 points against LSU. He has 17 games in double figures on the season including 16 in the last 24 games and a current five-game streak.

AUBURN'S SINGLE-SEASON FREE-THROW PERCENTAGE LEADERS

Player	Season	FTM-FTA	Pct.
Eddie Johnson	1974-75	102-116	.879
Danjel Purifoy	2016-17	80-91	.879
Stan Pietkiewicz	1977-78	128-146	.877
Chad Baker-Mazara	2023-24	90-103	.874
KT Harrell	2013-14	134-154	.870
Jimmy Fibbe	1960-61	83-96	.865
Ian Young	2004-05	83-96	.865
Scott Pohlman	1998-99	69-80	.863
Jimmy Montgomery	1965-66	83-97	.856
Lee DeFore	1965-66	133-156	.853
Frankie Sullivan	2009-10	80-94	.851

WELCOME TO AUBURN'S BLOCK PARTY

» Auburn is the only team that has finished in the Top 25 in the country in blocked shots per game in each of the previous seven seasons. No other team has finished in the Top 25 in blocks per game in more than five seasons over that stretch.

» The Tigers, who have blocked a nation's-best 1,462 shots (5.6 bpg) since the start of the 2016-17 season, are fifth nationally averaging 5.9 blocks per game this season. Auburn has recorded five-plus blocked shots in 19 of the last 21 games, including 15-straight games before only registering two blocks at Florida on Feb. 10. The 15-game streak was the Tigers' longest such streak since blocking at least five shots in 17-straight games during the 2021-22 season.

» Auburn has turned in three games this season with double-digit blocks including a season-high 12 blocked shots against Alabama on Feb. 7, which was the Tigers' most blocks in an SEC game since they blocked 14 shots against LSU and Texas A&M during the 2021-22 season.

» The Tigers currently lead the nation with a 10.3 block percentage, according to teamrankings.com.

MOST SEASONS IN TOP 25 IN BLOCKS PER GAME OVER THE LAST SEVEN SEASONS

1. Auburn - 7

2T. Connecticut - 5
 2T. Michigan State - 5
 2T. Washington - 5
 5T. Duke - 4
 5T. Florida State - 4
 5T. Kentucky - 4
 5T. Marshall - 4
 5T. Syracuse - 4
 5T. USC - 4

MOST BLOCKS IN DIVISION I SINCE THE START OF 2016-17 SEASON

Team	Blocks
Auburn	1,462
Duke	1,399
Michigan State	1,303
Kentucky	1,300
UConn	1,298

Season	BPG	DI Rank
2023-24	5.9	5
2022-23	5.1	12
2021-22	8.0	1
2020-21	6.0	1
2019-20	4.9	21
2018-19	4.8	22
2017-18	5.3	14
2016-17	5.1	22

SEC TEAMS ROAD RECORDS FROM 2017-18 TO 2023-24

» Auburn is 35-39 overall on the road since the beginning of the 2017-18 season, which is third-best in the SEC. The Tigers' 29-33 record in SEC road games over that span is fourth best in the league.

OVERALL ROAD RECORD

Team	2017-18	2018-19	2019-20	2020-21	2021-22	2022-23	2023-24	Total
Auburn	7-4	4-6	5-5	3-8	8-3	4-8	4-5	35-39
Alabama	2-8	4-8	4-8	7-3	3-7	9-3	5-4	34-41
Arkansas	3-7	5-8	4-8	5-4	5-4	2-8	2-6	26-45
Florida	5-4	5-6	4-7	5-5	4-7	4-7	3-6	30-42
Georgia	4-9	2-9	2-9	2-6	0-10	1-10	4-5	15-58
Kentucky	4-6	8-2	8-2	4-6	6-5	6-4	6-3	42-28
LSU	3-8	9-1	5-6	4-6	2-8	0-9	3-6	26-43
Miss. State	4-8	5-5	4-7	5-4	1-10	4-6	2-7	25-47
Missouri	5-6	2-8	2-10	6-4	2-10	5-5	2-9	24-52
Ole Miss	1-10	6-5	1-10	5-6	2-7	2-9	4-6	21-53
South Carolina	4-8	4-8	6-6	2-7	4-7	4-8	7-3	31-47
Tennessee	8-4	7-3	4-7	4-4	6-5	4-6	7-3	40-32
Texas A&M	4-7	4-7	5-4	2-4	5-5	7-4	5-6	32-37
Vanderbilt	1-10	1-11	1-9	2-8	5-8	5-6	1-8	16-60

SEC ROAD RECORD

Team	2017-18	2018-19	2019-20	2020-21	2021-22	2022-23	2023-24	Total
Auburn	5-4	4-5	4-5	3-6	6-3	3-6	4-4	29-33
Alabama	2-7	3-6	3-6	7-2	3-6	7-2	5-3	30-32
Arkansas	3-6	3-6	2-7	5-3	5-4	2-7	2-6	22-39
Florida	5-4	5-4	4-5	4-4	4-5	3-6	3-5	28-33
Georgia	2-7	1-8	1-8	2-6	0-9	1-8	3-5	10-51
Kentucky	3-6	7-2	7-2	4-5	5-4	6-3	5-3	37-25
LSU	2-7	9-0	4-5	4-5	2-7	0-9	3-5	23-38
Miss. State	2-7	4-5	3-6	5-4	1-8	3-6	2-6	20-42
Missouri	4-5	2-7	1-8	5-4	2-7	4-5	0-8	18-44
Ole Miss	1-8	5-4	1-8	4-5	2-7	2-7	2-6	17-45
South Carolina	2-7	4-5	3-6	2-6	4-5	3-6	6-2	24-37
Tennessee	5-4	6-3	4-5	4-4	5-4	4-5	6-2	34-27
Texas A&M	3-6	3-6	5-4	1-4	4-5	6-3	3-5	25-33
Vanderbilt	1-8	0-9	1-8	1-7	3-6	4-5	1-7	11-50

HOLD THE WHISTLE

» Auburn was called for no more than 15 fouls in five straight games from Dec. 22-Jan. 9. In 14 games since then, Auburn has been whistled for an average of 19.8 fouls. The Tigers' six lowest foul totals of the season had all come in the eight games prior to travelling to Vanderbilt, during which they were whistled for 15.4 fouls per game, including a season-low 11 fouls in their win over Penn.

» The Tigers set a new season low in fouls committed with 16 fouls against UNC Asheville and then bested that with just 13 fouls against Alabama State and fell just one foul shy of matching that against Chattanooga prior to setting a new season low against Penn. In 16 SEC games, the Tigers have been called for an average of 19.1 fouls, including 18.8 in their five conference losses. Auburn has been called for 18.3 fouls in its 22 wins compared to 20.6 fouls in its seven losses.

AUBURN vs. THE TOP 25

» Auburn is 80-226 against AP Top 25 teams all-time including 21-30 against ranked opponents under Bruce Pearl, including 15-7 at Neville Arena. The Tigers have won 17 of their last 31 games against Top 25 opponents. Auburn is 14-3 in their last 17 games against ranked opponents at Neville Arena.

» The Tigers are 3-1 against ranked opponents at home this season including a 101-61 victory over No. 11-ranked South Carolina on Feb. 14, which marked Auburn's largest margin of victory over a ranked opponent in program history. It surpassed the ninth-ranked Tigers' 97-66 victory over No. 8 Mississippi State on Jan. 3, 1959, in Auburn, Ala. The 101 points were the fourth-most against a ranked opponent in program history.

FRESHMAN PHENOM

» Freshman Aden Holloway scored an SEC career-high 15 points on 5-of-8 shooting from long range and dished out three assists in his first start since Jan. 24 at Georgia. Seven of his nine games in double figures this season have been against power conference opponents. Auburn is 8-1 this season when Holloway scores in double figures including eight-straight victories since the Tigers' season-opening loss to Baylor.

» Holloway scored a career-high 24-points against Indiana as he made 5-of-8 from 3-point range against the Hoosiers. He led Auburn with 19 points and six assists in 26 minutes against No. 20 Baylor in his collegiate debut and then scored 11 points and dished out three assists in Auburn's win over Southeastern Louisiana.

» He has made a 3-pointer in 21-of-29 games this season including a streak of 11-straight contests, which ended at Alabama on Jan. 24. Auburn is 18-3 when Holloway makes a 3-pointer. Over his last 25 games, he has totaled 62 assists and just 18 turnovers for a 3.44 assist-to-turnover ratio. Holloway has more assists than turnovers in all but six games this season. He had an even assist-to-turnover ratio in five other contests.

» Holloway has nine double-figure scoring games and five games with four-plus 3-pointers this season.

» Against Baylor, he was one point shy of becoming the fourth freshman in program history to score 20 points in a debut. His total of 19 points is tied for fifth among all Division I freshmen in a season opener this season.



Freshman Starters Under Bruce Pearl

Player	Season	Starts
Jabari Smith	2021-22	34
Mustapha Heron	2016-17	32
Jared Harper	2016-17	30
Isaac Okoro	2019-20	28
JT Thor	2020-21	27
Danjel Purifoy	2016-17	25
Austin Wiley	2016-17	22
Aden Holloway	2023-24	20
Horace Spencer	2015-16	18
Sharife Cooper	2020-21	12
Bryce Brown	2015-16	11
Justin Powell	2020-21	7
TJ Lang	2014-15	6
Allen Flanigan	2019-20	3
Anfernee McLemore	2016-17	1

Freshman Starts By Season Under Pearl

Season	Starts
2014-15	6
2015-16	29
2016-17	110
2017-18	0
2018-19	0
2019-20	31
2020-21	46
2021-22	34
2022-23	0
2023-24	20

Most 3-pointers made by a freshman in Auburn History

Player	Season	3PT FGM
1. Jabari Smith	2021-22	79
2. Bryce Brown	2015-16	78
3. Ronnie Battle	1989-90	64
4. Toney Douglas	2004-05	62
5. Danjel Purifoy	2016-17	59
6. Daymeon Fishback	1996-97	57
7. Jared Harper	2016-17	54
8. Scott Pohlman	1997-98	53
9. Aden Holloway	2023-24	49
10. Mustapha Heron	2016-17	44

WILLIAMS WINNINGEST PLAYER IN PROGRAM HISTORY

» After graduating with a bachelor's degree in kinesiology in May, Jaylin Williams chose to come back for his fifth and final year on The Plains. Last season, he was the team's second-leading scorer (13.0 ppg) and second-leading rebounder (5.0 rpg) in 2022-23.

» With the Tigers' win over Southeastern Louisiana on Nov. 10 at Neville Arena, Williams became the winningest player in program history with 88 career (and now 109) victories to date. He was previously tied with former Tigers Allen Flanagan (2019-23), Anfernee McLemore (2016-20) and Scott Pohlman (1997-2001).

» Entering the season with 107 career games played, he needed to appear in 20 games this season to crack Auburn's career games played list. He surpassed Frankie Sullivan's school record of 134 games played from 2009-13 with his 135th game played against Mississippi State on March 2.

ALL-TIME WINNINGEST AUBURN PLAYERS (minimum 90 career games played)

1. Jaylin Williams (2019-Present)	109
2T. Allen Flanagan (2019-23)	87
2T. Anfernee McLemore (2016-20)	87
2T. Scott Pohlman (1997-01)	87
5T. Doc Robinson (1996-00)	85
5T. Daymeon Fishback (1996-00)	85
5T. Mamadou N'Diaye (1996-00)	85
8. Mack McGadney (1998-02)	83
9. Chuck Person (1982-86)	79
10. Marquis Daniels (1999-03)	76

DOMINATING NON-CONFERENCE FOES

» Auburn owns an 95-25 (.792) winning record in regular-season games against non-conference opponents under Coach Pearl. The Tigers lead the SEC, with a .853 winning percentage (81-14 record) in regular-season non-conference games over the last seven-plus seasons.

Team	2016-17	2017-18	2018-19	2019-20	2020-21	2021-22	2022-23	2023-24	Total
Auburn	6-2	12-1	11-2	13-0	6-3	12-1	10-3	11-2	81-14 (.853)
Arkansas	11-2	11-2	9-4	12-1	12-3	11-2	11-2	9-4	86-20 (.811)
Miss. State	9-3	12-1	12-1	9-4	10-5	9-4	12-1	11-2	84-21 (.800)
Tennessee	8-5	10-2	12-1	8-5	8-2	9-3	11-2	10-3	76-23 (.768)
LSU	8-4	9-3	10-3	9-4	8-4	12-1	11-2	8-5	75-26 (.743)
Kentucky	10-3	11-2	11-2	10-3	1-7	11-2	9-4	10-3	73-26 (.737)
Georgia	9-4	9-3	9-4	10-3	7-1	5-8	10-3	10-3	69-29 (.704)
Ole Miss	9-4	7-6	10-3	9-4	6-4	9-4	8-5	13-0	71-30 (.703)
Texas A&M	8-4	11-2	7-5	6-6	6-2	11-2	8-5	9-4	66-30 (.688)
Florida	10-3	9-4	8-5	8-5	6-3	10-3	7-6	10-3	68-32 (.680)
Alabama	7-5	9-4	9-4	8-5	10-5	10-3	10-3	8-5	71-34 (.676)
Missouri	5-7	10-3	9-3	8-5	8-2	6-7	12-1	8-5	66-33 (.667)
South Carolina	10-3	9-4	5-8	8-5	2-3	9-3	7-6	12-1	62-33 (.653)
Vanderbilt	7-6	6-7	9-4	8-5	6-3	8-4	7-6	4-8	56-43 (.566)

Year-by-Year Regular-Season Record vs. Non-Conference Opponents Under Bruce Pearl

2014-15	8-5
2015-16	6-6
2016-17	6-2
2017-18	12-1
2018-19	11-2
2019-20	13-0
2020-21	6-3
2021-22	12-1
2022-23	10-3
2023-24	11-2
Totals	95-25 (.792)

FIVE 1,000-CAREER POINT SCORERS

» Auburn is amongst elite company with five 1,000 point scorers on its roster this season. The NCAA compiles a comprehensive list of teams who have multiple 1,000-point scorers on the roster including those who played at any NCAA institution (Division I, II and III) or at the junior college level.

» St. John's (N.Y.) currently boasts six 1,000 point scorers on its roster, while TCU and Auburn are tied for second most in the country with 5.

» K.D. Johnson (Georgia-Auburn combined) and Jaylin Williams both entered the 1,000 Career Point Club against Alabama State on Dec. 22 and have tabulated 1,141 and 1,242 career points to date. Johni Broome (1,925), Chaney Johnson (1,323) and Denver Jones (1,192) reached that same milestone in their combined Morehead State-Auburn, UAH-Auburn and FIU-Auburn careers respectively.

» Williams became the 39th player in program history to gain entrance into the 1,000-Career Point Club – the first in five years since Bryce Brown (8th, 1,673) and Jared Harper (13th, 1,227) did so during their senior campaigns that ended in the 2019 national semifinals. He is currently tied for 22nd on the school's all-time career scoring list.

2024 SIGNING CLASS

The Tigers signed two top recruits in the early signing period – five-star Tahaad Pettiford and Jahki Howard.

Rated the No. 2 point guard and No. 21 overall player in the Class of 2024 by 247 Sports, Pettiford played AAU basketball for New Heights Lightning on the EYBL circuit, shooting 33.5 percent from the 3-point line and averaging 13.3 points per game. He burst onto the scene over the summer as one of the best scoring guards in the country.

One of the most athletic players in his class, Howard is a four-star recruit rated No. 85 overall and No. 20 at his position by 247 Sports. Known as the best dunker in high school basketball going viral on social media, he is currently averaging 15.9 points, 5.3 rebounds, 1.4 assists, 1.9 steals and 0.5 blocks per game in the preseason for Overtime Elite.

Tahaad Pettiford, G, 5-10, 175, Jersey City, N.J. (Hudson Catholic Regional High School)

"Tahaad is a very unique player. He is a gifted scorer with an unlimited range. Instant offense. He has tremendous speed, quickness and athletic jumping ability. Tahaad is a very tough cover and uses that athleticism to be a pest defensively. (Assistant Coach) Ira Bowman did a tremendous job of identifying Tahaad very early on in the recruiting process and developed a close, trusting relationship. Tahaad will have a Pied Piper effect on our program. Guys will want to play with him." – Head Coach Bruce Pearl

Jahki Howard, F, 6-6, 185, Boston, Mass. (Overtime Elite)

"Jahki is one of the most underrated prospects in the 2024 class. We've been watching and recruiting him since his freshman year – seeing so much growth, maturity and commitment to becoming great. His basketball IQ, his athleticism and his motor make him a great fit for our program." – Head Coach Bruce Pearl

ON BOARD

» Junior transfer Chaney Johnson pulled down 11 rebounds off the bench against Southeastern Louisiana on Nov. 10. He is the ninth player in Bruce Pearl's 10 seasons at Auburn to grab at least 11 boards in a game as a reserve and the first since Jaylin Williams had 11 rebounds versus Texas A&M on Feb. 12, 2022. For the season, Johnson is tied for fourth on the team averaging 3.6 boards per game.

Date	Player	Opponent	Rebounds
Nov. 14, 2018	Horace Spencer	Mississippi College	17
Nov. 29, 2017	Anfernee McLemore	Dayton	13
Dec. 22, 2015	Cinmeon Bowers	New Mexico	12
Feb. 27, 2016	Tyler Harris	Alabama	12
Nov. 26, 2020	Jaylin Williams	Saint Joesph's	11
March 5, 2016	Cinmeon Bowers	Mississippi State	11
Jan. 31, 2017	Anfernee McLemore	Tennessee	11
Feb. 12, 2022	Jaylin Williams	Texas A&M	11
Nov. 10, 2023	Chaney Johnson	Southeastern Louisiana	11

NOT NEW KIDS ON THE BLOCK

» Johni Broome, who has blocked a shot in 23 of the last 24 games including the last 13 games and a 10-game stretch from Nov. 29-Jan. 9, has 18 multi-block games during that time. He is second in the SEC averaging 2.28 blocks per game this season. Broome blocked a season-high five shots in the Tigers' first meeting with Alabama, including the 300th block of his career, and then he matched that with five blocks against Vanderbilt on Jan. 31 and Alabama on Feb. 7. He has multiple blocks in nine of the last 11 games and has blocked a total of 31 shots over that period. His 331 career blocks are second among all NCAA Division I players, only trailing the 348 career blocks of Jamarion Sharp of Ole Miss.

» Dylan Cardwell is fifth in the SEC with 1.45 blocks per game. In SEC games, Broome is second in the league with 2.50 blocks and Cardwell is sixth with 1.60 blocked shots per game. Both are tied for eighth on Auburn's career blocked shot list with 144 career blocks to date.

» Auburn is the only team with two of the Top 5 shot blockers in the SEC. Cardwell has tied his career high with five blocks twice this season, against Baylor and LSU, which is tied with Broome's five blocks in both games against Alabama and against Vanderbilt for the most blocks by an Auburn player this season. Cardwell blocked four shots against South Carolina on Feb. 14, his 11th multi-block game this season. Cardwell previously set his career high against South Florida and George Mason in 2022.

ELITE IN THE SEC

» Auburn is second in the SEC with a .721 winning percentage and 165 victories over the last six-plus seasons, two wins behind Tennessee for the top spot in the league. The Tigers have also won the second-most SEC Championship titles (3) and second-most NCAA Tournament games (7) in that span behind Alabama's four titles and Arkansas' eight NCAA Tournament victories.

Team	2017-18	2018-19	2019-20	2020-21	2021-22	2022-23	2023-24	Total
Tennessee	26-9	31-6	17-14	18-9	27-8	25-11	23-6	167-63
Auburn	26-8	30-10	25-6	13-14	28-6	21-13	22-7	165-64
Kentucky	26-11	30-7	25-6	9-16	28-8	22-12	21-8	161-68
Alabama	20-16	18-16	16-15	26-7	19-14	31-6	20-9	150-83
Arkansas	23-12	18-16	20-12	25-7	28-9	22-14	14-15	150-85
Mississippi State	25-12	23-11	20-11	18-15	18-16	21-13	19-10	144-88
LSU	18-15	28-7	21-10	19-10	22-12	14-19	16-13	138-86
Florida	21-13	20-16	19-12	15-10	20-14	16-17	20-9	131-91
Texas A&M	22-13	14-18	16-14	8-10	27-13	25-10	16-13	128-91
Missouri	20-13	15-17	15-16	16-10	12-21	25-10	8-21	111-108
South Carolina	17-16	16-16	18-13	6-15	19-13	11-21	24-5	111-99
Ole Miss	12-20	20-13	15-17	16-12	13-19	12-21	20-9	108-111
Georgia	18-15	11-21	16-16	14-12	6-26	16-16	15-14	96-120
Vanderbilt	12-20	9-23	11-21	9-16	19-17	22-15	8-21	90-133

PEARL MOVING UP IN CAREER COACHING WINS AT AUBURN

» Auburn's win over UNC Asheville in Huntsville on Dec. 13 was Bruce Pearl's 900th career game overall and 180th victory at Auburn. After the Tigers beat LSU on Jan. 13, he moved into second on Auburn's all-time career coaching wins list ahead of former head coach Cliff Ellis, who went 186-125 from 1994-95 to 2003-04.

» Pearl is in his 10th season as Auburn's head coach with a 195-118 record on The Plains. In the team's season opener, he surpassed Sonny Smith, who led Auburn to a 173-154 mark in 11 seasons from 1978-89, for third all-time in program history. Joel Eaves leads the way with 213 wins from 1949-63.

COACH	SEASONS	YEARS	RECORD
1. Joel Eaves	14	1949-50 to 1962-63	213-100
2. Bruce Pearl	10	2014-15 to Present	195-118
3. Cliff Ellis	10	1994-95 to 2003-04	186-125
4. Sonny Smith	11	1978-79 to 1988-89	173-154
5. Bill Lynn	10	1963-64 to 1972-73	130-124

RETURNING PRODUCTION

» Auburn returns 58.1 percent of its minutes, 60.2 percent of its scoring and 61.3 percent of its rebounding from last season. The Tigers return five of their Top 7 scorers – three of the five players, who averaged 20 minutes per game, and three of five players, who recorded at least 100 rebounds last season.

MR. DOUBLE-DOUBLE

» Junior big man Johni Broome recorded his SEC-leading 11th double-double of the season, and fifth in SEC play, with 16 points and 13 rebounds at Georgia on Feb. 24. It was the third time this season he has recorded consecutive double-doubles after posting 14 points and 11 rebounds against Kentucky on Feb. 17. His 11 double-doubles this season are one more than he had all of last season, giving him 21 in his two-year Auburn career.

» Broome has a total of 57 career double-doubles (including his time at Morehead State), which is sixth nationally among active NCAA Division I players. He is currently on a 20-game double-digit scoring streak.

» The National Player of the Year candidate is second in the SEC averaging 8.55 rebounds per game and is ninth in scoring at 16.34 points per game. He is the only SEC player averaging at least 16.0 points and 8.0 rebounds per game and the only player ranked in the Top 10 in both the scoring and rebounding columns.

JOHNI BROOME'S CAREER DOUBLE-DOUBLES BY SEASON

2020-21: 13*

2021-22: 23*

2022-23: 10

2023-24: 11

*at Morehead State

ACTIVE NCAA DIVISION I CAREER DOUBLE-DOUBLE LEADERS

Player	School	Double-Doubles	Games Played
Armando Bacot	North Carolina	82	161
Enrique Freeman	Akron	68	126
Norchad Omier	Miami (Fla.)	65	117
Fardaws Aimaq	California	63	124
Zach Edey	Purdue	60	128
Johni Broome	Auburn	57	126

30-point games in the SEC this season

Date	Player	School	Points	Opponent
2/24	Khalif Battle	Arkansas	42	Missouri
1/16	Wade Taylor IV	Texas A&M	41	Arkansas
2/28	Dalton Knecht	Tennessee	39	Auburn
1/16	Dalton Knecht	Tennessee	39	Florida
11/29	Dalton Knecht	Tennessee	37	North Carolina
1/20	Tamar Bates	Missouri	36	Florida
1/13	Dalton Knecht	Tennessee	36	Georgia
2/3	Rob Dillingham	Kentucky	35	Tennessee
1/27	RJ Melendez	Georgia	35	Florida
1/16	Tramon Mark	Arkansas	35	Texas A&M
12/9	Mark Sears	Alabama	35	Purdue
11/24	Wade Taylor IV	Texas A&M	35	Florida Atlantic
1/20	Jabri Abdur-Rahim	Georgia	34	Kentucky
11/24	Tramon Mark	Arkansas	34	North Carolina
12/16	Wade Taylor IV	Texas A&M	34	Houston
2/24	Sean East II	Missouri	33	Arkansas
12/16	Jordan Wright	LSU	33	Texas
12/30	Keyon Menifield	Arkansas	32	UNCW
2/10	Collin Murray-Boyles	South Carolina	31	Vanderbilt
1/30	Dalton Knecht	Tennessee	31	South Carolina
1/13	Wade Taylor IV	Texas A&M	31	Kentucky
1/9	Mark Sears	Alabama	31	South Carolina
1/27	Wade Taylor IV	Texas A&M	30	Ole Miss
12/21	Antonio Reeves	Kentucky	30	Louisville
11/29	Johni Broome	Auburn	30	Virginia Tech

30-point/10-rebound/3-block games in NCAA Division I this season

Date	Player	School	Points/Rebounds/Blocks	Opponent
1/11	Saint Thomas	Northern Colorado	37/14/3	Montana
2/2	Greg Gordon	Iona	35/12/3	Fairfield
12/1	Zach Edey	Purdue	35/14/3	Northwestern
11/10	Isaiah Cozart	Eastern Kentucky	33/14/4	Wilberforce
2/10	Victor Iwuakor	Southern Miss	31/13/3	Western Michigan
2/8	Max Brooks	UMass-Lowell	31/19/3	UMBC
1/24	Carlton Linguard	UTSA	31/10/3	Tulane
1/16	PJ Hall	Clemson	31/17/3	Georgia Tech
11/6	Quinten Post	Boston College	31/11/4	Fairfield
11/14	Great Osobor	Utah State	31/10/3	Southern Utah
11/29	Johni Broome	Auburn	30/13/3	Virginia Tech
12/9	Tymu Chenery	Binghamton	31/12/4	Le Moyne
12/19	Jalyn McCreary	Mercer	30/12/3	Queens (N.C.)
1/13	Zach Edey	Purdue	30/20/3	Penn State
1/20	Zach Edey	Purdue	30/18/4	Iowa

AUBURN CAREER RECORDS LIST

POINTS

20.	Doc Robinson (1996-00)	1,332
21.	Stan Pietkiewicz (1974-78)	1,265
22T.	Frank Tolbert (2004-08)	1,242
22T.	Jaylin Williams (2019-Present)	1,242
23.	Darrell Lockhart (1979-83)	1,236
25.	Wes Flanigan (1993-97)	1,228
26T.	KT Harrell (2013-15)	1,190
26T.	Chris Denson (2010-14)	1,190
28.	Charles Barkley (1981-84)	1,183
29.	Korvotney Barber (2005-09)	1,151
30.	Lance Weems (1992-96)	1,105
31.	Bryant Smith (1995-99)	1,087
32.	Bubba Price (1976-80)	1,075
33.	Derrick Dennison (1986-90)	1,070
34.	Pat Burke (1993-97)	1,064
35.	Marco Killingsworth (2001-04)	1,041
36.	Franklin Williams (1994-98)	1,027
37.	Bill Alexander (1967-70)	1,026
38.	Mustapha Heron (2016-18)	1,011
39.	Earl Banks (1977-81)	1,004
--	Johni Broome (2022-Present)	941
--	K.D. Johnson (2021-Present)	925

Note: Players' stats during Auburn career only.

BLOCKS

1.	Kyle Davis (2000-04)	360
2.	Mamadou N'diaye (1996-2000)	241
3.	Anfernee McLemore (2016-20)	187
4.	Horace Spencer (2015-19)	170
5.	Walker Kessler (2021-22)	155
5T.	Korvotney Barber (2005-09)	155
7.	Charles Barkley (1981-84)	145
8T.	Johni Broome (2022-Present)	144
8T.	Dylan Cardwell (2020-Present)	144
10.	Chris Morris (1984-88)	141

STEALS

1T.	Quantez Robertson (2005-09)	210
1T.	DeWayne Reed (2006-10)	210
3.	Marquis Daniels (1999-2003)	208
4.	Frankie Sullivan (2008-13)	190
5.	Chris Morris (1984-88)	189
6.	Bryant Smith (1995-99)	186
7.	Reggie Gallon (1989-93)	177
8.	Gerald White (1983-87)	164
10.	Frank Ford (1983-87)	156
--	K.D. Johnson (2021-Present)	137

Note: Figures not available prior to 1978-79 season.



DUNKS

1.	Aaron Swinson (1991-94)	175
--	Dylan Cardwell (2020-Present)	101
--	Jaylin Williams (2019-Present)	73

GAMES PLAYED

1.	Jaylin Williams (2019-Present)	135
2.	Frankie Sullivan (2009-13)	134
3.	Bryce Brown (2018-19)	131
4.	Anfernee McLemore (2016-20)	130
5T.	Scott Pohlman (1997-01)	129
5T.	Frank Ford (1983-87)	129
7T.	Doc Robinson (1996-00)	128
7T.	Mamadou N'diaye (1996-00)	128
7T.	Chris Morris (1984-88)	128
10.	Daymeon Fishback (1996-00)	127
--	Dylan Cardwell (2020-Present)	122
--	Chris Moore (2020-Present)	109

PLAYER NOTES

0

K.D. JOHNSON

	GP-GS	PPG	RPG	FG%	FT%
2023-24	29-1	7.4	1.7	.385	.728
Career	112-32	10.2	2.3	.391	.704

Sr. | G | 6-0 | 190 | Atlanta, Ga. | Georgia

- Averaging 7.4 ppg off the bench. • Leads the team in steals this season (37).
- One of the most energetic and charismatic players on the court.
- 8 games in double figures including 3 in SEC play (Ole Miss, UF and UT).

Career Highs

Pts	27
Reb	8
Ast	7
Stl	5 (2x)
Min	37

1

ADEN HOLLOWAY

	GP-GS	PPG	RPG	FG%	FT%
2023-24	29-20	7.9	1.4	.314	.755
Career	29-20	7.9	1.4	.314	.755

Fr. | G | 6-1 | 178 | Charlotte, N.C. | Prolific Prep

- Boasts a team-leading 3.16 assist-to-turnover ratio (79-25).
- Has started the last 3 games at UGA (15 points), at Tennessee and vs. MSU.
- Auburn's sixth-ever McDonald's High School All-American.

Career Highs

Pts	24
Reb	5
Ast	6 (3x)
Stl	3
Min	28

2

JAYLIN WILLIAMS

	GP-GS	PPG	RPG	FG%	FT%
2023-24	29-20	7.9	1.4	.314	.755
Career	135-87	9.2	3.9	.508	.774

Gr. | F | 6-8 | 245 | Nahunta, Ga. | Brantley County HS

- Set school record for most career games played (135) vs. Mississippi State.
- Has turned in back-to-back games in double figures since his return (knee).
- Winningest player in program history (109 career wins & counting).

Career Highs

Pts	26
Reb	11 (3x)
Ast	4
Stl	8
Min	37

3

TRE DONALDSON

	GP-GS	PPG	RPG	FG%	FT%
2023-24	29-10	6.6	2.4	.480	.839
Career	61-10	4.4	1.9	.449	.725

So. | G | 6-3 | 210 | Tallahassee, Fla. | Florida St. Univ. School

- Four assists away from recording a 100+ assist season (96) averaging 3.3 apg.
- A member of Auburn's 1-2 punch at the point guard position w/ Holloway.
- Nine contests this season with zero turnovers including MSU (6 asts, 0 TOs).

Career Highs

Pts	15
Reb	7 (3x)
Ast	7
Stl	4
Min	29

4

JOHNI BROOME

	GP-GS	PPG	RPG	FG%	FT%
2023-24	29-28	16.3	8.6	.551	.592
Career	126-122	15.3	9.2	.550	.601

Jr. | F/C | 6-10 | 240 | Plant City, Fla. | Morehead State

- Preseason All-SEC First Team selection & John R. Wooden and Naismith POTY Award & COTY Candidate. • 20-game double-digit scoring streak including a team-high 17 points, 6 rebounds and 1 blocked shot vs. MSU.

Career Highs

Pts	32
Reb	18 (2x)
Ast	7
Stl	4
Min	37

5

CHRIS MOORE

	GP-GS	PPG	RPG	FG%	FT%
2023-24	28-26	2.0	1.5	.365	.762
Career	109-42	2.6	1.8	.467	.689

Sr. | F | 6-6 | 220 | West Memphis, Ark. | West Memphis HS

- Started in 26 games of the season averaging 13.5 minutes per contest.
- Does the little things that does not show up in the stat sheet vs. opponents.
- Major vocal presence on the team in the locker room and on the floor.

Career Highs

Pts	16
Reb	7
Ast	5
Stl	3 (3x)
Min	25 (2x)

10

CHAD BAKER-MAZARA

	GP-GS	PPG	RPG	FG%	FT%
2023-24	29-3	10.2	3.7	.458	.874
Career	75-16	8.5	2.8	.440	.870

Jr. | G/F | 6-7 | 180 | Santo Domingo, DR | NW Florida State College

- 5-game double-digit scoring streak including 10 pts and 2 blocks vs. MSU.
- One of the Top 100 JUCO transfers in the country (No. 13).
- 3rd on the team in scoring (10.2 ppg) and tied for 3rd in rebounding (3.7 rpg).

Career Highs

Pts	25
Reb	9
Ast	6
Stl	5
Min	34

12

DENVER JONES

	GP-GS	PPG	RPG	FG%	FT%
2023-24	29-27	8.2	2.0	.409	.905
Career	88-62	13.5	3.2	.433	.875

Jr. | G | 6-4 | 205 | New Market, Ala. | FIU

- Registered 15 points, 4 rebounds and two steals versus Mississippi State.
- Ranked No. 25 nationally last season averaging 20.1 points per game at FIU.
- 2023 All-Conference USA First Team. • Rated No. 26 transfer in the country.

Career Highs

Pts	30
Reb	13
Ast	6 (3x)
Stl	4 (6x)
Min	47

20

CARTER SOBERA

	GP-GS	PPG	RPG	FG%	FT%
2023-24	12-0	0.0	0.4	.000	.000
Career	19-0	0.2	0.5	.333	.333

Sr. | G | 6-5 | 210 | Birmingham, Ala. | Mountain Brook HS

- Awarded scholarship spot after the team's win over LSU on Jan. 13.
- Two-Time SEC Academic Honor Roll and NABC Honors Court student.
- Former walk-on who played HS basketball with teammate Lior Berman.

Career Highs

Pts	3
Reb	2 (2x)
Ast	
Stl	1
Min	2 (3x)

23

ADDARIN SCOTT

	GP-GS	PPG	RPG	FG%	FT%
2023-24	13-0	0.5	0.4	1.000	1.000
Career	13-0	0.5	0.4	1.000	1.000

Jr. | F | 6-9 | 207 | Dallas, Texas | Navarro College

- Goes by the nickname, AD. • One of the Top 100 JUCO transfers in the country (No. 54). • Has played in 13 games this season as a reserve.
- Made his first career NCAA Division I dunk versus Vanderbilt on Jan. 31.

Career Highs

Pts	2 (3x)
Reb	2 (2x)
Ast	1
Stl	
Min	2 (3x)

24

LIOR BERMAN

	GP-GS	PPG	RPG	FG%	FT%
2023-24	28-0	1.7	1.1	.444	.667
Career	86-0	1.8	0.9	.406	.636

Gr. | G | 6-4 | 210 | Birmingham, Ala. | Mountain Brook HS

- Played the last four years and worked his way up from walk-on to consistently being in the rotation. • Season-ending ACL injury vs. Miss. State.
- Graduated summa cum laude w/ a bachelor's degree in industrial design.

Career Highs

Pts	8 (4x)
Reb	4 (2x)
Ast	1 (16x)
Stl	1 (15x)
Min	19

31

CHANEY JOHNSON

	GP-GS	PPG	RPG	FG%	FT%
2023-24	29-2	4.4	3.5	.500	.679
Career	116-68	11.4	4.8	.536	.736

Jr. | F | 6-7 | 220 | Alabaster, Ala. | Alabama-Huntsville

- Came off the bench and added 8 pts, 2 assists and 2 reb in 18 min. vs. MSU.
- One of the top NCAA Division II players in the country. • Named Gulf South Conference POTY in 2022-23. • One of the most athletic players on team.

Career Highs

Pts	35
Reb	12 (2x)
Ast	6
Stl	4
Min	38

44

DYLAN CARDWELL

	GP-GS	PPG	RPG	FG%	FT%
2023-24	29-1	4.9	3.7	.687	.622
Career	122-2	3.8	3.5	.707	.524

Sr. | C | 6-11 | 255 | Augusta, Ga. | McEachern HS

- Graduated magna cum laude from AU's Harbert College of Business.
- Fifth in the league in blocked shots per game (1.45) with 42 this season.
- Interned this summer with Athletes for Israel and was the team host for Kansas State and Arizona on both teams' foreign tour to Israel and UAE.
- With teammate Johni Broome, one of the most formidable front-court duos in the SEC and in the country – a complete unit.

Career Highs

Pts	12 (2x)
Reb	10
Ast	5
Stl	4
Min	29


TV/RADIO ROSTER CHART



K.D. JOHNSON
G • 6-0 • 190 • Sr.
Atlanta, Ga.



ADEN HOLLOWAY
G • 6-1 • 178 • Fr.
Charlotte, N.C.



JAYLIN WILLIAMS
F • 6-8 • 245 • Gr.
Nahunta, Ga.



TRE DONALDSON
G • 6-3 • 200 • So.
Tallahassee, Fla.



JOHNI BROOME
F/C • 6-10 • 240 • Jr.
Plant City, Fla.




CHRIS MOORE
F • 6-6 • 220 • Sr.
West Memphis, Ark.



CHAD BAKER-MAZARA
G/F • 6-7 • 180 • Jr.
Santo Domingo, D.R.



DENVER JONES
G • 6-4 • 205 • Jr.
New Market, Ala.




CJ WILLIAMS
G • 6-2 • 175 • So.
Fayetteville, Ark.



PRESLEY PATTERSON
G • 5-11 • 180 • So.
Knoxville, Tenn.



CARTER SOBERA
G • 6-5 • 210 • Sr.
Birmingham, Ala.



BLAKE MUSCHALEK
G • 6-3 • 178 • Fr.
Dallas, Texas



REED TRAPP
G • 6-6 • 188 • So.
Muscle Shoals, Ala.



ADDARIN SCOTT
F • 6-9 • 207 • Jr.
Dallas, Texas



LIOR BERMAN
G • 6-4 • 210 • Gr.
Birmingham, Ala.



CHANAY JOHNSON
F • 6-7 • 220 • Jr.
Alabaster, Ala.



LUCAS CLANTON
G • 6-1 • 175 • Fr.
Shelbyville, Tenn.



HASTON ALEXANDER
C • 6-10 • 255 • So.
Tuscumbia, Ala.



DYLAN CARDWELL
C • 6-11 • 255 • Sr.
Augusta, Ga.



JALEN HARPER
G • 6-2 • 165 • Gr.
Mableton, Ga.

No.	Name	Pos.	Ht.	Wt.	Cl.	Hometown (Last School)
0	K.D. Johnson	G	6-0	190	Sr.	Atlanta, Ga. (Georgia)
1	Aden Holloway	G	6-1	178	Fr.	Charlotte, N.C. (Prolific Prep)
2	Jaylin Williams	F	6-8	245	Gr.	Nahunta, Ga. (Brantley County HS)
3	Tre Donaldson	G	6-3	200	So.	Tallahassee, Fla. (Florida State Univ. School)
4	Johni Broome	F	6-10	240	Jr.	Plant City, Fla. (Morehead State)
5	Chris Moore	F	6-6	220	Sr.	West Memphis, Ark. (West Memphis HS)
10	Chad Baker-Mazara	G/F	6-7	180	Jr.	Santo Domingo, Dominican Republic (NW Florida State)
12	Denver Jones	G	6-4	205	Jr.	New Market, Ala. (FIU)
13	CJ Williams	G	6-2	175	So.	Fayetteville, Ark. (Fayetteville HS)
14	Presley Patterson	G	5-11	180	So.	Knoxville, Tenn. (Knoxville Catholic HS)
20	Carter Sobera	G	6-5	210	Sr.	Birmingham, Ala. (Mountain Brook HS)
21	Blake Muschalek	G	6-3	178	Fr.	Dallas, Texas (Trinity Christian Academy)
22	Reed Trapp	G	6-6	188	So.	Muscle Shoals, Ala. (Birmingham-Southern College)
23	Addarin Scott	F	6-9	207	Jr.	Dallas, Texas (Navarro College)
24	Lior Berman	G	6-4	210	Gr.	Birmingham, Ala. (Mountain Brook HS)
31	Chaney Johnson	F	6-7	220	Jr.	Alabaster, Ala. (UAH)
33	Lucas Clanton	G	6-1	175	Fr.	Shelbyville, Tenn. (Cascade HS)
42	Haston Alexander	C	6-10	255	So.	Tuscumbia, Ala. (Covenant Christian School)
44	Dylan Cardwell	C	6-11	255	Sr.	Augusta, Ga. (McEachern HS)
55	Jalen Harper	G	6-2	165	Gr.	Mableton, Ga. (Shelton State CC)

Head Coach: Bruce Pearl (Boston College '82) - 10th Season

Associate Head Coach: Steven Pearl (Tennessee '10) - 10th Season

Assistant Coach: Ira Bowman (Penn '96) - Sixth Season

Assistant Coach: Corey Williams (Oklahoma State '02) - First Season

Assistant Coach: Chad Prewett (Troy State '94) - 10th Season

Assistant Coach/Offensive Coordinator: Mike Burgomaster (Miami '16) - Eighth Season

Director of Player Development: Marquis Daniels (Auburn '03) - Sixth Season

Director of Scouting and Recruiting: Ian Borders (Louisville '07) - Sixth Season

Director of Sports Performance: Damon Davis (Western Illinois '03) - 15th Season

Senior Athletic Trainer: Clark Pearson (Kentucky '96) - 15th Season

Executive Assistant to the Head Coach: Bridget Graba - 13th Season

Director of Operations: Maddux Jeffreys (Auburn '20) - Second Season

Director of Creative Content: Steven Leonard (Indiana '17) - Second Season

Chaplain: Jeremy Napier (West Virginia State '07) - Second Season

Graduate Assistant: Geoff Gray (Emerson College '19) - Second Season

Graduate Assistant: Bryant Smith - Second Season

PRONUNCIATION GUIDE

HASTON Alexander	HAY-stun
Chad Baker-MAZARA	MUH-ZARR-UH (like car)
LIOR Berman	LEE-oar
JOHNI Broome	JUH-nye (like dye)
ADEN Holloway	AY-den
Blake MUSCHALEK	MOO-SHUH-lek
ADDARIN Scott	UH-Dare-IN
JAYLIN Williams	JAY-lyn

WEEKLY SCHEDULE

SUNDAY March 3	MONDAY March 4	TUESDAY March 5	WEDNESDAY March 6	THURSDAY March 7	FRIDAY March 8	SATURDAY March 9
Practice at 2:30 p.m. (main floor)	BP Weekly Press Conference at 11:00 a.m. Practice at Noon (main)	Game Day at Missouri 8:00 p.m. CT (Mizzou Arena)	OFF	Practice at 1:00 p.m. (main floor)	BP Weekly Press Conference at Noon Practice at 1:00 p.m. (main)	Game Day vs. Georgia 5:30 p.m. CT (Neville Arena)

HEAD COACH BRUCE PEARL



Auburn Head Coach Bruce Pearl is in his 10th season on The Plains.

He has guided the Tigers to 195 wins in 10 seasons, the program's first-ever No. 1 ranking in both national polls and a memorable run to the NCAA Final Four in 2019.

The three-time SEC Coach of the Year's accomplishments also include two Southeastern Conference regular-

season championships, one SEC Tournament championship and four NCAA Tournament berths with the Tigers.

Pearl currently ranks No. 13 among active NCAA Division I coaches in career wins (656) and No. 8 all-time among winningest SEC coaches with 340 career victories at Auburn and Tennessee combined.

During the 2022-23 season, the Tigers continued to make history finishing the season with a 21-13 overall record – the 11th-most wins in program history. Auburn has now turned in 20-win seasons in five of the last six years and is the second-winningest program in the SEC in that span.

Auburn was ranked a program-best 32-consecutive weeks in The Associated Press Top 25 Poll and as high as No. 11 in the country during the season. It was one of 10 schools to be ranked in the AP Top 25 throughout the 2022 calendar year.

For the third-consecutive school year, the Tigers achieved a team GPA of 3.0 or higher and received the NABC Academic Excellence Award under Pearl.

Six Tigers have been drafted into the NBA and developed by Pearl and his coaching staff including All-Americans Jabari Smith (No. 3 overall in 2022) and Walker Kessler selected (No. 22 overall in 2022). Both are currently playing in the league along with Chuma Okeke (No. 16 overall in 2019), Isaac Okoro (No. 5 overall in 2020), JT Thor (No. 37 overall in 2021) and Sharife Cooper (No. 48 overall in 2021).

Pearl's teams have been just as successful off the court as Auburn has had 39 graduates since 2014 – the most in the SEC.

In 29 seasons as a head coach, he has guided his teams to the NCAA Tournament 21 times and a 657-263 (.714) winning record.

Pearl is the only head coach (football or men's basketball) in SEC history to lead two programs to a No. 1 national ranking (Auburn in 2022 and UT in 2008). Additionally, he is just one of three head coaches to take four programs (three at the Division I level) to the Sweet 16, joining Lon Kruger and Eddie Sutton.

Through the Bruce Pearl Family Foundation, he and his wife, Brandy, remain committed to giving back to those in Alabama, providing support to children and families facing challenging and life-altering illnesses through Children's Harbor.

In 2015-16, Pearl started AUTLIVE at Auburn to benefit patients in the state of Alabama in the fight against cancer. AUTLIVE also raises the awareness of cancer prevention and detection.

A native of Boston, Mass., Pearl graduated cum laude from Boston College in 1982 with a bachelor's degree in business administration. He is the proud father of four children, Jacqui, Steven, Leah and Michael, and enjoys spending time with his grandchildren.

CAREER HONORS

- Three-Time SEC Coach of the Year (2006, 2008 and 2022)
- Three-Time Horizon League Coach of the Year (2002, 2003 and 2005)
- Two-Time GLVC Coach of the Year (1993 and 1994)
- 2019 NCAA Final Four appearance
- 2009 Maccabi Games Gold Medalist (Team USA)
- 2008 Adolph Rupp Cup Award recipient
- 2006 Sporting News Coach of the Year
- 1995 NABC Division II Coach of the Year
- 1995 NCAA Division II National Championship

HEAD COACHING RECORD

Year	School	Record	Postseason
1992-93	Southern Indiana	22-7	NCAA Region 3rd Place
1993-94	Southern Indiana	28-4	NCAA Runner-Up
1994-95	Southern Indiana	29-4	NCAA Champions
1995-96	Southern Indiana	25-4	NCAA Sweet 16
1996-97	Southern Indiana	23-5	NCAA First Round
1997-98	Southern Indiana	27-6	NCAA Sweet 16
1998-99	Southern Indiana	26-6	NCAA Sweet 16
1999-00	Southern Indiana	25-6	NCAA Sweet 16
2000-01	Southern Indiana	26-4	NCAA First Round
Total		231-46	
2001-02	Milwaukee	16-13	-
2002-03	Milwaukee	24-8	NCAA First Round
2003-04	Milwaukee	20-11	NIT First Round
2004-05	Milwaukee	26-6	NCAA Sweet 16
Total		86-38	
2005-06	Tennessee	22-8	NCAA Second Round
2006-07	Tennessee	24-11	NCAA Sweet 16
2007-08	Tennessee	31-5	NCAA Sweet 16
2008-09	Tennessee	21-13	NCAA First Round
2009-10	Tennessee	28-9	NCAA Elite Eight
2010-11	Tennessee	19-15	-
Total		145-61	
2014-15	Auburn	15-20	-
2015-16	Auburn	11-20	-
2016-17	Auburn	6-14 #	-
2017-18	Auburn	26-8	NCAA Second Round
2018-19	Auburn	30-10	NCAA Final Four
2019-20	Auburn	25-6	(Canceled)
2020-21	Auburn	13-14	-
2021-22	Auburn	26-6 %	NCAA Second Round
2022-23	Auburn	21-13	NCAA Second Round
2023-24	Auburn	22-7	-
Total		195-118	
Career		657-263 (.714)	

Denotes vacated games by the NCAA during the 2016-17 season

% Two wins credited to assistant coaches/then-acting head coaches Wes Flanigan and Steven Pearl during the 2021-22 season

TOP PERFORMANCES UNDER PEARL AT AUBURN

MOST POINTS TEAM

- 119, vs. Northwestern State (Nov. 27, 2015)
119, vs. Winthrop (Nov. 24, 2017)
- 117, vs. Coastal Carolina (Dec. 15, 2016)
- 116, vs. CSUN (Nov. 15, 2019)
- 109, vs. UConn (Nov. 24, 2021)
- 109, at South Carolina (Jan. 23, 2021)

MOST POINTS INDIVIDUAL

- 34, Bryce Brown vs. Dayton (Dec. 8, 2018)
- 33, Samir Doughty vs. CSUN (Nov. 15, 2019)
- 32, Samir Doughty at Tennessee (Mar. 7, 2020)
- 31, Jabari Smith vs. Vanderbilt (Feb. 16, 2022)
- 31, Bryce Brown vs. Norfolk State (Nov. 10, 2017)
- 31, Mustapha Heron vs. Winthrop (Nov. 24, 2017)
- 31, Jared Harper at UAB (Dec. 15, 2018)
- 30, Johni Broome vs. Virginia Tech (Nov. 29, 2023)**

MOST REBOUNDS TEAM

- 66, vs. Mississippi College (Nov. 14, 2018)
- 60, at Arkansas [OT] (Feb. 8, 2022)
- 60, vs. Alabama (Feb. 12, 2020)
- 56, vs. Saint Joseph's (Nov. 26, 2020)
- 53, vs. Winthrop (Nov. 15, 2022)

MOST REBOUNDS INDIVIDUAL

- 19, Walker Kessler at Arkansas [OT] (Feb. 8, 2022)
- 19, Cinmeon Bowers at Middle Tennessee (Dec. 12, 2015)
- 18, Johni Broome vs. Georgia (Feb. 1, 2023)
- 18, Cinmeon Bowers vs. Alabama (Jan. 19, 2016)
- 18, Cinmeon Bowers vs. Ole Miss (Feb. 20, 2016)
- 17, Cinmeon Bowers vs. Milwaukee (Nov. 14, 2014)
- 17, Cinmeon Bowers vs. Winthrop (Dec. 17, 2014)
- 17, Cinmeon Bowers vs. Mississippi State (Jan. 21, 2015)
- 17, Horace Spencer vs. Mississippi College (Nov. 14, 2018)
- 17, Austin Wiley vs. Alabama (Feb. 12, 2020)

MOST 3-POINTERS TEAM

- 22, vs. South Alabama (Dec. 4, 2020)
- 21, vs. Coastal Carolina (Dec. 15, 2016)
- 18, vs. South Alabama (Nov. 6, 2018)
- 18, vs. LSU (Feb. 8, 2020)
- 17, vs. Northwestern State (Nov. 27, 2015)
- 17, vs. Vanderbilt (Feb. 3, 2018)
- 17, vs. Arkansas (Feb. 20, 2019)
- 17, vs. North Carolina (Mar. 29, 2019)
- 17, vs. CSUN (Nov. 15, 2019)

MOST 3-POINTERS INDIVIDUAL

- 9, Bryce Brown at Arkansas (Feb. 17, 2016)
- 8, Kareem Canty at Middle Tennessee (Dec. 12, 2015)
- 8, Bryce Brown vs. South Carolina (Mar. 3, 2018)
- 8, Samir Doughty at Tennessee (Mar. 7, 2020)
- 7, Jabari Smith vs. Vanderbilt (Feb. 16, 2022)
- 7, KT Harrell vs. Coastal Carolina (Dec. 5, 2014)
- 7, Bryce Brown at Ole Miss (Jan. 9, 2019)
- 7, Bryce Brown vs. Kansas (Mar. 23, 2019)
- 7, Justin Powell vs. South Alabama (Dec. 4, 2020)

MOST FT MADE TEAM

- 40, vs. Alabama (Feb. 7, 2024)**
- 36, vs. Missouri (Jan. 26, 2021)
- 33, vs. UConn (Nov. 24, 2021)
- 33, vs. Kentucky (Feb. 1, 2020)
- 31, vs. Arkansas (Feb. 10, 2015)
- 31, at Arkansas - Feb. 27, 2018)

MOST FT MADE INDIVIDUAL

- 18, Sharife Cooper vs. Missouri (Jan. 26, 2021)
- 15, KT Harrell vs. Georgia (Mar. 3, 2015)
- 15, Jared Harper at UAB (Dec. 15, 2018)
- 14, Jared Harper vs. Ole Miss (Jan. 7, 2017)
- 14, Samir Doughty vs. Kentucky (Feb. 1, 2020)
- 12, Jabari Smith vs. UConn (Nov. 24, 2001)
- 12, Desean Murray vs. Ole Miss (Jan. 9, 2018)
- 12, Jared Harper vs. South Carolina (Mar. 15, 2019)

MOST FT ATTEMPTED TEAM

- 50, vs. Alabama (Feb. 7, 2024)**
46, at Missouri (Feb. 15, 2020)
- 44, vs. Kentucky (Feb. 1, 2020)
- 44, vs. Missouri (Jan. 26, 2021)
- 43, vs. Saint Joseph's (Nov. 26, 2020)

MOST FT ATTEMPTED INDIVIDUAL

- 21, Sharife Cooper vs. Missouri (Jan. 26, 2021)
- 18, Cinmeon Bowers vs. Missouri (Jan. 10, 2015)
- 18, KT Harrell vs. LSU (Mar. 13, 2015)
- 18, Austin Wiley vs. Alabama (Jan. 21, 2017)
- 17, Jared Harper vs. Ole Miss (Jan. 7, 2017)
- 16, Johni Broome vs. Houston (March 18, 2023)
- 16, K.D. Johnson vs. UConn (Nov. 24, 2021)
- 16, Cinmeon Bowers vs. LSU (Feb. 2, 2016)
- 16, Jared Harper at UAB (Dec. 15, 2018)

MOST ASSISTS TEAM

- 27, vs. CSUN (Nov. 15, 2019)
- 26, vs. Nebraska (Dec. 11, 2021)
- 25, at Ole Miss (Feb. 3, 2024)**
25, vs. Indiana (Dec. 9, 2023)
25, vs. Saint Peter's (Nov. 28, 2018)
- 24, vs. South Alabama (Nov. 6, 2018)
- 24, vs. South Alabama (Dec. 4, 2020)

MOST ASSISTS INDIVIDUAL

- 16, J'Von McCormick vs. CSUN (Nov. 15, 2019)
- 14, Jared Harper vs. Vanderbilt (Feb. 3, 2018)
- 13, Jared Harper vs. South Alabama (Nov. 6, 2018)
- 13, Jared Harper vs. North Carolina (Mar. 29, 2019)
- 12, Wendell Green Jr. at South Carolina (Jan. 21, 2023)

MOST STEALS TEAM

- 20, vs. North Florida (Dec. 29, 2018)
- 18, vs. Tennessee (Feb. 22, 2020)
- 16, vs. Nebraska (Dec. 11, 2021)
- 16, vs. Saint Peter's (Nov. 28, 2018)
- 15, vs. LSU (Jan. 13, 2024)**

MOST STEALS INDIVIDUAL

- 5, Chad Baker-Mazara vs. LSU (Jan. 13, 2024)**
5, Wendell Green Jr. at Mississippi State (March 2, 2022)
- 5, Walker Kessler vs. Nebraska (Dec. 11, 2021)
- 5, Zep Jasper vs. Nebraska (Dec. 11, 2021)
- 5, K.D. Johnson vs. Syracuse (Nov. 26, 2021)
- 5, K.D. Johnson vs. UConn (Nov. 24, 2021)
- 5, K.C. Ross-Miller vs. Oregon State (Nov. 26, 2014)
- 5, K.C. Ross-Miller vs. Middle Tennessee (Dec. 29, 2014)
- 5, Antoine Mason at LSU (Feb. 5, 2015)
- 5, Malik Dunbar vs. UNC Asheville (Dec. 4, 2018)
- 5, Chuma Okeke vs. Murray State (Dec. 22, 2018)
- 5, Chuma Okeke vs. North Florida (Dec. 29, 2018)
- 5, J'Von McCormick vs. Tennessee (Feb. 22, 2020)

MOST BLOCKS TEAM

- 14, vs. Texas A&M (Feb. 12, 2022)
- 14, vs. Yale (Dec. 4, 2021)
- 14, vs. LSU (Dec. 29, 2021)
- 14, at Georgia (Jan. 13, 2021)
- 14, vs. Missouri (Jan. 26, 2021)

MOST BLOCKS INDIVIDUAL

- 12, Walker Kessler vs. Texas A&M (Feb. 12, 2022)
- 11, Walker Kessler vs. LSU (Dec. 29, 2021)
- 9, Walker Kessler vs. Jacksonville State (Mar. 18, 2022)
- 8, Johni Broome vs. Saint Louis (Nov. 27, 2022)
- 8, Walker Kessler vs. Ole Miss (Feb. 23, 2022)
- 8, Walker Kessler vs. Alabama (Feb. 1, 2022)

ASSOCIATED PRESS POLL

RK	TEAM	RECORD	PTS
1	Houston (52)	26-3	1539
2	UConn (6)	26-3	1462
3	Purdue (4)	26-3	1459
4	Tennessee	23-6	1364
5	Arizona	23-6	1252
6	Iowa State	23-6	1212
7	North Carolina	23-6	1201
8	Marquette	22-7	1056
9	Duke	23-6	1051
10	Creighton	22-8	983
11	Baylor	21-8	901
12	Illinois	22-7	834
13	Auburn	22-7	746
14	Kansas	21-8	723
15	Kentucky	21-8	711
16	Alabama	20-9	592
17	South Carolina	24-5	579
18	Washington State	23-7	484
19	Gonzaga	24-6	396
20	BYU	21-8	343
21	San Diego State	22-7	338
22	Utah State	24-5	285
23	Saint Mary's	24-7	268
24	South Florida	22-5	154
25	Dayton	22-6	50

Others receiving votes: Nevada 42, Florida 39, Boise State 26, Texas Tech 10, Texas 10, Indiana State 9, Appalachian State 6, New Mexico 5, Florida Atlantic 4, James Madison 4, Princeton 3, McNeese 2, Villanova 2, Michigan State 2, Colorado State 2, Richmond 1

COACHES POLL

RK	TEAM	RECORD	PTS
1	Houston (28)	26-3	795
2	UConn (3)	26-3	757
3	Purdue (1)	26-3	745
4	Tennessee	23-6	705
5	Arizona	23-6	644
6	Iowa State	23-6	629
7	North Carolina	23-6	628
8	Duke	23-6	541
9	Marquette	22-7	531
10	Creighton	22-8	487
11	Baylor	21-8	452
12	Illinois	22-7	423
13	Kentucky	21-8	396
14	Auburn	22-7	376
15	Kansas	21-8	366
16	South Carolina	24-5	298
17	Alabama	20-9	289
18	Gonzaga	24-6	215
19	San Diego State	22-7	194
20	Washington State	23-7	182
21	Saint Mary's	24-7	175
22	Utah State	24-5	151
23	BYU	21-8	140
24	South Florida	22-5	88
25	Florida	20-9	42

Others receiving votes: Dayton 31, Texas Tech 24, Nevada 24, Boise State 16, Appalachian State 13, James Madison 10, Oklahoma 8, Northwestern 7, Indiana State 5, Clemson 5, TCU 4, Wake Forest 3, Nebraska 1

LAST TIME TEAM


Defeated a ranked team at home _____ **vs. #11 South Carolina (2/14/24)**
 Defeated a ranked team on the road _____ at #24 Alabama (1/11/22)
 Defeated a ranked team at a neutral site _____ vs. #7 Kentucky (3/31/19)
 Defeated a top-10 team at home _____ vs. #5 Tennessee (3/9/19)
 Defeated a top-10 team on the road _____ at #8 Arkansas (1/23/93)
 Defeated a top-10 team at a neutral site _____ vs. #7 Kentucky (3/31/19)
 Won in overtime _____ at Mississippi State, 81-68 (OT) (3/2/22)
 Lost in overtime _____ at #2 Alabama, 90-85 (OT) (3/1/23)
 Won in double overtime _____ at Ole Miss, 83-82 (2OT) (1/28/20)
 Lost in double overtime _____ vs. #22 UConn, 115-109 (2OT) (11/24/21)
 Played back-to-back overtime games _____ at Arkansas, W 79-76 (OT) (2/5/20)
 _____ vs. LSU, W 91-90 (OT) (2/8/20)
 _____ vs. Alabama, W 95-91 (OT) (2/12/20)
 Played in three-straight overtime games _____ at Arkansas, W 79-76 (OT) (2/5/20)
 _____ vs. LSU, W 91-90 (OT) (2/8/20)
 _____ vs. Alabama, W 95-91 (OT) (2/12/20)
 Played at least three overtimes _____ vs. Georgia (SECT) (4OT) (3/1/79)
Shot 70% for a half _____ **73.3% (22-30) at Ole Miss (2nd) (2/3/24)**
Shot 70% for a half (SEC) _____ **73.3% (22-30) at Ole Miss (2nd) (2/3/24)**
Shot 60% for a game _____ **62.1% (36-58) at Georgia (2/24/24)**
Shot 60% for a game (SEC) _____ **62.1% (36-58) at Georgia (2/24/24)**
 Shot less than 30% for game _____ 23.6% (13-55) at Tennessee (2/4/23)
 Shot 100% from the FT line _____ 100% (6-6) vs. Long Beach State (12/23/11)
Shot 60% from 3-point line _____ **60.0% (12-20) vs. #11 South Carolina (2/14/24)**
Shot less than 30% in half _____ **28.1% (9-32) vs. #22 Kentucky (2/17/24)**
 Shot less than 20% in half _____ 16.7% (4-24) vs. #2 Houston (2nd) (3/18/23)
 Shot less than 10% in a half _____ 8.3% (2-24) vs. LSU (1st) (1/8/11)
Attempted 50 free throws _____ **50 vs. #16 Alabama (2/7/24)**
 Attempted 40 free throws _____ 41 vs. #22 UConn (11/24/21)
 Attempted 30 free throws in half _____ 30 vs. #12 Missouri (2nd) (1/26/21)
Made 40 free throws _____ **40 vs. #16 Alabama (2/7/24) *new school record***
 Made 30 free throws _____ 33 vs. #22 UConn (11/24/21)
Made 30 free throws (SEC) _____ **40 vs. #16 Alabama (2/7/24) *new school record***
Made at least 10 3-point field goals _____ **14 at Georgia (2/24/24)**
 Made at least 15 3-point field goals _____ 15 vs. Arkansas (12/30/20)
 Failed to make 3-point field goal _____ vs. Kentucky (0-15) (1/19/13)
 Had at least 60 rebounds _____ 60 at Arkansas [OT] (2/8/22)
 Had at least 50 rebounds _____ 53 vs. Winthrop (11/15/22)
 Had less than 20 rebounds _____ 19 vs. Arkansas (3/9/23)
Had at least 25 assists _____ **25 at Ole Miss (2/3/24)**
Had at least 20 assists _____ **20 at #4 Tennessee (2/28/24)**
Had at least 15 steals _____ **15 vs. LSU (1/13/24)**
Had at least 10 blocks _____ **12 vs. #16 Alabama (2/7/24)**
 Had at least 15 blocks _____ 17 vs. Nicholls State (11/25/11)
 Failed to make a blocked shot _____ 0 at #2 Alabama (3/1/23)
 Had at least 25 lead changes _____ 27 at Arkansas (1/16/13)
Scored 50 points in a half _____ **52 at Georgia (2nd) (2/24/24)**
Scored 50 points in a half (SEC) _____ **52 at Georgia (2nd) (2/24/24)**
 Scored 60 points in a half _____ 66 vs. CSUN (1st) (11/15/19)
 Scored 60 points in a half (SEC) _____ 64 at Tennessee (2nd) (2/15/06)
 Scored 70 points in a half _____ 72 vs. Northwestern State (2nd) (11/27/15)
Scored 100 points _____ **101 vs. #11 South Carolina (2/14/24)**
Scored 100 points (SEC) _____ **101 vs. #11 South Carolina (2/14/24)**
 Scored under 20 points in 1st half _____ 19 at Tennessee (2/4/23),
 _____ vs. Northwestern (11/23/22), vs. Clemson (3/18/18)
 Scored under 20 points in 2nd half _____ 14 vs. Tulsa (11/24/14)
 Scored under 10 points in a half _____ 6 vs. LSU (1st) (1/8/11)
 Scored 35 or under points in a game _____ 35 vs. Tulsa (11/24/14)
 Scored under 50 points in game _____ 43 at Tennessee (2/4/23),
 _____ vs. Northwestern (11/23/22)
 Scored under 50 points in game (SEC) _____ 43 at Tennessee (2/4/23)

LAST TIME INDIVIDUAL

Scored at least 30 points	Johni Broome (30) vs. Virginia Tech (11/29/23)
Scored at least 35 points	Toney Douglas (38) vs. Nicholls State (11/24/04)
Scored at least 40 points	Wesley Person (44) vs. UAB (12/16/93)
Had two players with at least 20 points	Jaylin Williams (23) and Johni Broome (21) vs. #11 South Carolina (2/14/24)
Had three players with at least 20 points	Samir Doughty (26), J'Von McCormick (23), Devan Cambridge (21) vs. LSU (2/8/20)
Had two players with 25 points	Bryce Brown (26), Jared Harper (25) vs. Xavier (OT) (11/19/18)
Had two players with 25 points (SEC)	Chris Denson (30), KT Harrell (26) vs. Mississippi State (2/14/14)
Scored 20 points in a half	Jabari Smith (20, 2nd) at Florida (2/19/22)
Scored 20 points in 1st half	Bryce Brown (20) at Texas A&M (1/16/19)
Scored 20 points in 2nd half	Jabari Smith (20, 2nd) at Florida (2/19/22)
Scored 25 points in a half	Bryce Brown (25, 2nd) vs. Kentucky (1/19/19)
A player had back-to-back 20-point games	Jaylin Williams (20) vs. Alabama State (12/22/23); (21) vs. Chattanooga (12/30/23)
A player three consecutive 20-point games	Jabari Smith (27) at Tennessee (2/26/22); (27) at Mississippi State [OT] (3/2/22); vs. South Carolina (3/5/22)
A player had back-to-back 20-point SEC games	Johni Broome (20) vs. Missouri (2/14/23); (20) at Vanderbilt (2/18/23)
A player had back-to-back 25-point SEC games	Jabari Smith (27) at Tennessee (2/26/22); (27) at Mississippi State [OT] (3/2/22)
A player had three straight 25-point SEC games	Chris Denson (29) at LSU (2/8/14); (26) vs. Kentucky (2/12/14); (30) vs. Mississippi State (2/15/14)
A player had four straight 25-point SEC games	Chris Denson (25) at South Carolina (2/5/14); (29) at LSU (2/8/14); (26) vs. Kentucky (2/12/14); (30) vs. Mississippi State (2/15/14)
A player had five straight 25-point SEC games	Keenan Carpenter (44) vs. LSU (1/8/89); (28) vs. Mississippi State (2/11/89); (33) at Florida (2/15/89); (32) at Ole Miss (2/18/89); (29) vs. Kentucky (2/20/89)
A player had back-to-back 20-point games off the bench	Jamal Johnson (21) at Arkansas (12/30/20); (20) at Texas A&M (1/2/21)
Zero players scored in double figures	at Vanderbilt (1/7/12)
Only one player scored in double figures	Jamal Johnson (18) at UCF (11/30/20)
Five players scored in double figures	Jaylin Williams (12), Johni Broome (23), Chad Baker-Mazara (13), Denver Jones (11) and K.D. Johnson (10) at #4 Tennessee (2/28/24)
Five players scored in double figures (SEC)	Jaylin Williams (12), Johni Broome (23), Chad Baker-Mazara (13), Denver Jones (11) and K.D. Johnson (10) at #4 Tennessee (2/28/24)
All five starters scored in double figures	Allen Flanigan (23), Devan Cambridge (15), Jamal Johnson (14), Jaylin Williams (13), JT Thor (10) vs. Tennessee (2/27/21)
Six players scored in double figures	J. Williams (24), A. Holloway (24), K. Johnson (14), D. Jones (12), C. Baker-Mazara (11) and T. Donaldson (10) vs. Indiana (12/9/23)
Six players scored in double figures (SEC)	J. Smith (12), W. Kessler (15), K.D. Johnson (12), A. Flanigan (10), W. Green Jr. (12), J. Williams (13) vs. Georgia (1/19/22)
Had at least 15 rebounds	Johni Broome (18) vs. Georgia (2/1/23)
Had at least 15 rebounds (SEC)	Johni Broome (18) vs. Georgia (2/1/23)
Had at least 20 rebounds	Kelvin Ardister (20) vs. Tennessee (1/4/89)
Had at least 25 rebounds	Rex Frederick (25) at Ole Miss (1/6/58)
Had at least 20 pts & 20 reb	Kelvin Ardister (22 pts, 20 reb) vs. Tennessee (1/4/89)
Had at least 30 pts & 10 reb	Johni Broome (30 pts, 13 reb) vs. Virginia Tech (11/29/23)
Had two players with at least 10 rebounds	Johni Broome (14) and Jaylin Williams (11) at Alabama (1/24/24)
Had at least three players with 10 rebounds	Korvotney Barber (13), Quantez Robertson (10), Lucas Hargrove (10) at Virginia (12/20/08)
Had a double-double	Johni Broome (16 pts, 13 reb) at Georgia (2/24/24)
Had a double-double before halftime	Johni Broome (13 pts, 12 reb) vs. Georgia (2/1/23)
Had two straight double-doubles	Johni Broome (14 pts, 11 reb) vs. #22 Kentucky (2/17/24); (16 pts, 13 reb) at Georgia (2/24/24)
Had three straight double-doubles	Johni Broome (14 pts, 11 reb) vs. Florida (12/28/22); (22 pts, 12 reb) at Georgia (1/4/23); (10 pts, 10 reb) vs. Arkansas (1/7/23)
Had four straight double-doubles	Johni Broome (14 pts, 11 reb) vs. Florida (12/28/22); (22 pts, 12 reb) at Georgia (1/4/23); (10 pts, 10 reb) vs. Arkansas (1/7/23); (19 pts, 11 reb) at Ole Miss (1/10/23)
Had five straight double-doubles	Jeff Moore (26 pts, 11 reb) vs. Ole Miss (3/2/88); (20 pts, 11 reb) at LSU (3/5/88); (22 pts, 11 reb) vs. Georgia (3/11/88); (13 pts, 13 reb) vs. Bradley (3/17/88); (22 pts, 11 reb) vs. Oklahoma (3/19/88)
Had two players with a double-double	Johni Broome (19 pts, 12 reb); Allen Flanigan (10 pts, 10 reb) vs. Iowa (3/16/23)
Had a double-double with points and assists	Wendell Green Jr. (16 pts, 12 ast) at South Carolina (1/21/23)
Had a triple-double	Walker Kessler (12 pts, 11 reb, 12 blks) vs. Texas A&M (2/12/22)
Had 10 assists	Wendell Green Jr. (12) at South Carolina (1/21/23)
Had 15 assists	J'Von McCormick (16) vs. CSUN (11/15/19)
Had two players with at least five blocks	Devan Cambridge (5) and Jaylin Williams (5) at Georgia (1/13/21)
Had 10 blocks	Walker Kessler (11) vs. LSU (12/29/21)
Had five steals	Chad Baker-Mazara (5) vs. LSU (1/13/24)
Had five steals (SEC)	Chad Baker-Mazara (5) vs. LSU (1/13/24)
Made 30-straight free throws	Wendell Green Jr. (34) (2/22/23-3/16/23)
Hit buzzer-beater shot to win a game	T.J. Dunans vs. Mercer (3-pt FG, 76-74) (12/18/16)
Played more than 40 minutes	Samir Doughty (41) vs. Alabama (OT) (2/12/20)



K.D. JOHNSON
 G | 6-0 | 190 | Sr.
 Atlanta, Ga.
 (Hargrave Military Academy (Va.))



SEASON SUPERLATIVES

Points: 14 vs. Texas A&M (1/9/24), vs. Indiana (12/9/23)
Field Goals Made: 5 vs. Indiana (12/9/23)
Field Goals Attempted: 10 vs. Kentucky (2/17/24), vs. Alabama (2/7/24)
3-Point Field Goals Made: 3 vs. Alabama State (12/22/23)
3-Point Field Goals Attempted:
 5 vs. Alabama State (12/22/23), vs. Southeastern Louisiana (11/10/23)
Free Throws Made: 6 vs. LSU (1/13/24), vs. Notre Dame (11/16/23)
Free Throws Attempted: 7 vs. Notre Dame (11/16/23)
Rebounds: 5 vs. Penn (1/2/24)
Assists: 4 vs. Penn (1/2/24)
Blocks: 2 vs. St. Bonaventure (11/17/23)
Steals: 4 vs. UNC Asheville (12/13/23)
Minutes Played: 25 vs. Kentucky (2/17/24)
Double-Figure Games: 8
20-Point Games: None
10-Rebound Games: None
5-Steal Games: None
Double-Doubles: None
Dunks: 5

CAREER SUPERLATIVES

Points: 27 vs. UConn (11/24/21)
Field Goals Made: 9 at Tennessee (2/10/21), vs. Auburn (1/13/21)
Field Goals Attempted: 22 at Georgia (2/5/22)
3-Point Field Goals Made: 4 (five times)
3-Point Field Goals Attempted: 9 vs. George Mason (11/7/22)
Free Throws Made: 11 vs. UConn (11/24/21)
Free Throws Attempted: 16 vs. UConn (11/24/21)
Rebounds: 8 at Alabama (1/11/22)
Assists: 7 vs. Jacksonville State (3/18/22)
Blocks: 2 vs. St. Bonaventure (11/17/23), vs. Auburn (1/13/21)
Steals: 5 vs. UConn (11/24/21), vs. Syracuse (11/26/21)
Minutes Played: 37 vs. UConn (11/24/21)
Double-Figure Games: 59
20-Point Games: 9
10-Rebound Games: None
5-Steal Games: 2
Double-Doubles: None
Dunks: 11

CAREER HONORS

- 2022-23 Preseason All-SEC Second Team
- 2020-21 SEC All-Freshman Team
- SEC Freshman of the Week (Jan. 18, 2021)

2023-24 GAME-BY-GAME STATISTICS

Opponent	GS	Min.	FG-A	3FG-A	FT-A	O-D-T	PF	A	TO	BLK	STL	PTS
vs. Baylor	16	3-5	0-1	0-0	0-0-0	4	0	1	0	1	6	
SE Louisiana	19	4-9	2-5	3-3	0-2-2	2	3	0	0	0	13	
vs. Notre Dame	22	1-6	0-2	6-7	0-3-3	2	0	1	0	1	8	
vs. St. Bonaventure	18	4-7	1-4	0-0	0-0-0	2	3	0	2	1	9	
Alabama A&M	11	2-4	1-3	1-2	0-2-2	3	1	1	1	0	6	
Virginia Tech	12	1-6	0-3	0-0	0-2-2	6	0	1	0	1	2	
at App State	8	0-3	0-3	0-0	1-1-2	1	1	0	0	1	0	
vs. Indiana	19	5-9	1-2	3-3	0-2-2	3	3	0	0	1	14	
vs. UNC Asheville	15	2-4	1-2	1-2	0-3-3	2	2	0	0	4	6	
USC	17	2-6	0-2	1-2	1-0-1	3	0	3	0	1	5	
Alabama State	15	3-6	3-5	4-4	1-1-2	1	0	1	0	2	13	
Chattanooga	19	2-4	2-2	0-0	0-1-1	3	1	0	0	0	6	
Penn	22	3-6	1-4	4-6	2-3-5	1	4	0	0	1	11	
at Arkansas	19	2-8	0-2	2-2	0-2-2	2	2	1	0	0	6	
Texas A&M	21	4-8	2-3	4-6	1-2-3	0	2	0	0	2	14	
LSU	21	1-6	0-2	6-6	0-3-3	3	1	0	0	0	8	
at Vanderbilt	17	0-4	0-3	2-4	0-1-1	4	1	1	0	2	2	
Ole Miss	19	3-8	1-4	1-1	0-2-2	3	1	1	0	2	8	
at Alabama	22	3-7	0-4	2-2	0-2-2	4	2	2	1	0	8	
at Mississippi St.	22	1-6	0-2	0-0	0-1-1	1	1	1	0	3	2	
Vanderbilt	14	0-2	0-0	2-2	0-0-0	1	0	2	0	1	2	
at Ole Miss	13	4-4	1-1	2-2	1-1-2	2	3	0	0	1	11	
Alabama	21	2-10	1-3	2-4	0-0-0	3	1	0	1	3	7	
at Florida	20	4-7	1-4	3-6	0-3-3	1	0	3	0	0	12	
South Carolina	19	2-3	1-2	4-4	0-2-2	4	1	1	0	3	9	
Kentucky	25	3-10	0-2	0-0	1-1-2	3	1	1	2	1	6	
at Georgia	21	3-6	2-4	0-0	0-1-1	5	3	2	0	0	8	
at Tennessee	16	2-5	1-2	5-5	0-0-0	3	1	1	0	1	10	
Mississippi State	9	1-4	1-4	0-0	0-0-0	0	0	0	1	0	3	
at Missouri												
Georgia												


JOHNSON'S CAREER STATISTICS

SEASON	TEAM	GP-GS	MIN/AVG	Field Goals		3-Point		F-Throws		Rebounds				Scoring						
				FG-FGA	FG%	3FG-3FGA	3FG%	FT-FTA	FT%	OFF	DEF	TOT	AVG	PF-FO	A	TO	BLK	STL	PTS	AVG
2020-21	UGa	16-0	362/22.6	68-161	.422	24-62	.387	56-91	.615	11	33	44	2.8	45-0	19	34	3	29	216	13.5
2021-22	AUB	34-31	941/27.7	133-345	.386	45-155	.290	106-147	.721	19	78	97	2.9	87-0	53	62	2	64	417	12.3
2022-23	AUB	33-0	722/21.9	90-236	.381	36-108	.333	77-111	.694	15	48	63	1.9	76-0	43	50	1	36	293	8.9
2023-24	AUB	29-1	519/17.9	67-173	.387	23-80	.288	58-73	.795	8	41	49	1.7	72-2	38	25	7	37	215	7.4
TOTAL FOR AUB		96-32	2182/22.7	290-754	.385	104-343	.303	241-331	.728	42	167	209	2.2	235-2	134	137	10	137	925	9.6
TOTAL		112-32	2544/22.7	358-915	.391	128-405	.316	297-422	.704	53	200	253	2.3	280-2	153	171	13	166	1141	10.2

1

ADEN HOLLOWAY

G | 6-1 | 178 | Fr.
Charlotte, N.C.
(Prolific Prep)



SEASON SUPERLATIVES

Points: 24 vs. Indiana (12/9/23)
Field Goals Made: 7 vs. Indiana (12/9/23)
Field Goals Attempted: 15 vs. Baylor (11/7/23)
3-Point Field Goals Made: 5 at Georgia (2/24/24), vs. Indiana (12/9/23)
3-Point Field Goals Attempted: 10 vs. LSU (1/13/24)
Free Throws Made: 5 vs. Indiana (12/9/23), vs. Alabama A&M (11/21/23)
Free Throws Attempted: 7 vs. Alabama A&M (11/21/23)
Rebounds: 5 at Arkansas (1/6/24)
Assists: 6 (three times)
Blocks: 1 vs. Baylor (11/7/23)
Steals: 3 vs. Virginia Tech (11/29/23)
Minutes Played: 26 at Appalachian State (12/3/23), vs. Baylor (11/7/23)
Double-Figure Games: 9
20-Point Games: None
10-Rebound Games: None
10-Assist Games: None
5-Steal Games: None
Double-Doubles: None
Dunks: None

CAREER SUPERLATIVES

Points: 24 vs. Indiana (12/9/23)
Field Goals Made: 7 vs. Indiana (12/9/23)
Field Goals Attempted: 15 vs. Baylor (11/7/23)
3-Point Field Goals Made: 5 at Georgia (2/24/24), vs. Indiana (12/9/23)
3-Point Field Goals Attempted: 10 vs. LSU (1/13/24)
Free Throws Made: 5 vs. Indiana (12/9/23), vs. Alabama A&M (11/21/23)
Free Throws Attempted: 7 vs. Alabama A&M (11/21/23)
Rebounds: 5 at Arkansas (1/6/24)
Assists: 6 (three times)
Blocks: 1 vs. Baylor (11/7/23)
Steals: 3 vs. Virginia Tech (11/29/23)
Minutes Played: 26 at Appalachian State (12/3/23), vs. Baylor (11/7/23)
Double-Figure Games: 9
20-Point Games: None
10-Rebound Games: None
10-Assist Games: None
5-Steal Games: None
Double-Doubles: None
Dunks: None

CAREER HONORS

- Two-Time SEC Freshman of the Week (11/13/23 and 12/11/23)
- 2023 McDonald's High School All-American

2023-24 GAME-BY-GAME STATISTICS

Opponent	GS	Min.	FG-A	3FG-A	FT-A	O-D-T	PF	A	TO	BLK	STL	PTS
vs. Baylor		26	6-15	4-8	3-5	0-3-3	0	6	3	1	0	19
SE Louisiana		22	4-10	3-8	0-0	0-0-0	2	3	0	0	0	11
vs. Notre Dame	*	22	5-9	4-5	1-1	1-0-1	1	5	2	0	0	15
vs. St. Bonaventure*		24	2-10	2-7	2-2	0-0-0	2	3	2	0	0	8
Alabama A&M	*	22	3-9	2-7	5-7	0-1-1	1	2	0	0	0	13
Virginia Tech	*	22	0-7	0-2	0-0	0-1-1	2	2	1	0	3	0
at App State	*	26	2-10	0-6	4-5	0-0-0	3	2	1	0	0	8
vs. Indiana	*	22	7-11	5-8	5-5	0-1-1	2	2	0	0	0	24
vs. UNC Asheville	*	20	3-11	1-5	0-0	1-1-2	0	5	1	0	0	7
USC	*	23	5-10	4-7	1-2	0-2-2	2	6	0	0	0	15
Alabama State	*	19	2-6	2-6	0-0	0-1-1	1	4	2	0	0	6
Chattanooga	*	21	2-10	2-8	2-2	0-4-4	1	5	0	0	0	8
Penn	*	18	1-5	1-5	0-0	0-1-1	1	6	1	0	1	3
at Arkansas	*	20	2-9	1-4	0-0	1-4-5	1	0	0	0	0	5
Texas A&M	*	18	2-6	2-6	0-0	0-1-1	1	1	1	0	0	6
LSU	*	22	5-13	3-10	0-0	0-1-1	1	3	1	0	1	13
at Vanderbilt	*	19	3-8	2-6	2-2	0-1-1	4	1	1	0	0	10
Ole Miss	*	22	3-7	1-4	2-2	1-0-1	0	3	0	0	1	9
at Alabama	*	22	0-7	0-5	2-3	1-1-2	0	3	1	0	0	2
at Mississippi St.		19	2-8	2-7	1-2	0-2-2	2	1	3	0	0	7
Vanderbilt		15	0-5	0-5	1-2	0-3-3	1	2	1	0	0	1
at Ole Miss		15	2-5	1-4	1-2	0-0-0	1	3	1	0	0	6
Alabama		15	1-6	1-5	3-4	1-0-1	0	1	0	0	1	6
at Florida		15	0-5	0-2	0-0	0-2-2	2	1	0	0	0	0
South Carolina		10	1-3	0-2	0-0	0-2-2	0	3	0	0	1	2
Kentucky		15	1-5	0-3	2-3	0-2-2	0	0	0	0	1	4
at Georgia	*	28	5-10	5-8	0-0	0-1-1	1	3	1	0	0	15
at Tennessee	*	21	2-5	1-3	0-0	0-0-0	4	2	1	0	0	5
Mississippi State	*	21	0-1	0-0	0-0	0-1-1	1	1	1	0	2	0
at Missouri												
Georgia												

HOLLOWAY'S CAREER STATISTICS

SEASON	TEAM	GP-GS	MIN/AVG	Field Goals		3-Point		F-Throws		Rebounds				Scoring						
				FG-FGA	FG%	3FG-3FGA	3FG%	FT-FTA	FT%	OFF	DEF	TOT	AVG	PF-FO	A	TO	BLK	STL	PTS	AVG
2023-24	AUB	29-20	588/20.3	71-226	.314	49-156	.314	37-49	.755	6	36	42	1.4	37-0	79	25	1	11	228	7.9
TOTAL		29-20	588/20.3	71-226	.314	49-156	.314	37-49	.755	6	36	42	1.4	37-0	79	25	1	11	228	7.9

2

JAYLIN WILLIAMS
 F | 6-8 | 245 | Gr.
 Nahunta, Ga.
 (Brantley County HS)



SEASON SUPERLATIVES

Points: 24 vs. Indiana (12/9/23)
Field Goals Made: 9 vs. Chattanooga (12/30/23)
Field Goals Attempted: 14 vs. Indiana (12/9/23)
3-Point Field Goals Made: 5 vs. South Carolina (2/14/24)
3-Point Field Goals Attempted: 7 vs. South Carolina (2/14/24)
Free Throws Made: 9 vs. Alabama (2/7/24)
Free Throws Attempted: 10 vs. Alabama (2/7/24)
Rebounds: 11 at Alabama (1/24/24)
Assists: 7 vs. Indiana (12/9/23)
Blocks: 2 (four times)
Steals: 3 vs. Alabama A&M (11/21/23)
Minutes Played: 35 vs. Texas A&M (1/9/24)
Double-Figure Games: 18
20-Point Games: 8
10-Rebound Games: 2
5-Steal Games: None
Double-Doubles: 1
Dunks: 28

CAREER SUPERLATIVES

Points: 26 vs. Alabama (2/7/24)
Field Goals Made: 9 vs. Chattanooga (12/30/23), vs. Georgia (2/2/21)
Field Goals Attempted: 15 vs. Mississippi State (1/14/23)
3-Point Field Goals Made: 6 at Ole Miss (1/6/21)
3-Point Field Goals Attempted: 10 at Ole Miss (1/6/21)
Free Throws Made: 9 vs. Alabama (2/7/24)
Free Throws Attempted: 10 vs. Alabama (2/7/24), vs. Tennessee (2/27/21)
Rebounds: 11 (three times)
Assists: 8 vs. Memphis (12/12/20)
Blocks: 5 at Georgia (1/13/21)
Steals: 4 vs. Texas Southern (11/18/22)
Minutes Played: 37 vs. Saint Joseph's (11/26/20)
Double-Figure Games: 60
20-Point Games: 12
10-Rebound Games: 5
Double-Doubles: 2
Dunks: 73

CAREER HONORS

- SEC Player of the Week (12/11/13)
- 2023 Legends Classic All-Tournament Team
- Three-Time SEC Academic Honor Roll (2020-21, 2021-22 and 2022-23)
- 2022-23 SEC Community Service Team
- 2022 Cancun Challenge Tournament MVP (Riviera Division)
- 2022 Cancun Challenge All-Tournament Team (Riviera Division)

2023-24 GAME-BY-GAME STATISTICS

Opponent	GS	Min.	FG-A	3FG-A	FT-A	O-D-T	PF	A	TO	BLK	STL	PTS
vs. Baylor	*	26	2-6	0-1	0-0	2-4-6	1	2	1	0	4	4
SE Louisiana	*	21	2-7	2-5	3-4	2-1-3	1	2	1	2	1	9
vs. Notre Dame	*	22	5-9	1-3	0-0	1-6-7	0	2	1	2	0	11
vs. St. Bonaventure*	*	22	4-6	0-1	3-3	3-7-10	2	1	2	0	1	11
Alabama A&M	*	18	3-4	1-2	3-4	1-5-6	0	1	0	1	3	10
Virginia Tech	*	13	1-4	0-1	1-1	2-3-5	4	2	1	0	2	3
at App State	*	22	3-5	0-1	0-1	0-3-3	2	0	1	0	0	6
vs. Indiana	*	29	8-14	2-4	6-9	2-4-6	3	7	0	1	1	24
vs. UNC Asheville	*	18	3-6	0-0	2-2	1-3-4	1	3	2	0	2	8
USC	*	26	6-9	2-4	0-1	0-3-3	2	2	0	0	0	14
Alabama State	*	20	7-10	0-3	6-6	0-3-3	2	1	2	0	1	20
Chattanooga	*	18	9-9	2-2	1-1	3-2-5	0	1	1	0	1	21
Penn	*	28	3-7	2-5	0-0	2-1-3	0	3	1	1	0	8
at Arkansas	*	25	5-9	1-3	0-0	0-3-3	0	1	1	0	0	11
Texas A&M	*	35	8-10	1-2	5-5	1-7-8	2	3	1	0	0	22
LSU	*	24	2-2	2-2	3-5	1-6-7	3	3	2	0	1	9
at Vanderbilt	*	28	7-7	2-2	5-5	2-6-8	1	3	1	1	1	21
Ole Miss	*	22	5-7	1-1	2-2	1-0-1	2	1	1	1	0	13
at Alabama	*	29	3-9	0-3	1-2	2-9-11	1	0	2	0	1	7
at Mississippi St.	*	26	3-11	0-4	4-4	2-3-5	0	3	1	0	1	10
Vanderbilt	*	27	7-9	3-4	4-6	1-1-2	3	4	1	0	1	21
at Ole Miss	*	28	6-11	1-4	3-4	2-3-5	2	2	3	0	0	16
Alabama	*	31	8-13	1-3	9-10	1-5-6	3	1	0	2	1	26
at Florida	*	21	3-10	0-1	0-0	0-0-0	1	0	2	0	0	6
South Carolina	*	24	8-11	5-7	2-2	1-1-2	3	1	0	0	2	23
Kentucky	*	24	1-5	0-2	1-2	0-0-0	0	1	1	0	1	3
at Georgia	DNP											
at Tennessee		20	4-9	1-4	3-3	1-2-3	3	4	0	0	1	12
Mississippi State	*	22	1-3	0-1	8-8	0-3-3	3	3	1	2	0	10
at Missouri												
at Georgia												

WILLIAMS' CAREER STATISTICS

SEASON	TEAM	GP-GS	MIN/AVG	Field Goals		3-Point		F-Throws		Rebounds				Scoring						
				FG-FGA	FG%	3FG-3FGA	3FG%	FT-FTA	FT%	OFF	DEF	TOT	AVG	PF-FO	A	TO	BLK	STL	PTS	AVG
2019-20	AUB	14-0	100/7.1	15-28	.536	1-9	.111	3-3	1.000	8	17	25	1.8	12-0	6	6	5	6	34	2.4
2020-21	AUB	27-27	713/26.4	116-224	.518	32-94	.340	31-49	.633	36	91	127	4.7	66-0	54	49	39	18	295	10.9
2021-22	AUB	33-0	462/14.0	72-151	.477	15-51	.294	27-33	.818	33	55	88	2.7	57-1	27	30	16	8	186	5.6
2022-23	AUB	33-33	918/27.8	136-292	.466	40-113	.354	56-73	.767	41	113	154	4.7	78-2	74	39	25	35	368	11.2
2023-24	AUB	28-27	675/24.1	127-222	.572	30-75	.400	75-90	.833	34	94	128	4.6	45-0	56	31	14	22	359	12.8
TOTAL		135-87	2868/21.2	466-917	.508	118-342	.345	192-248	.774	152	370	522	3.9	258-3	217	155	99	89	1242	9.2

3

TRE DONALDSON

G | 6-3 | 200 | So.
Tallahassee, Fla.
(Florida State Univ. School)

SEASON SUPERLATIVES

Points: 15 vs. UNC Asheville (12/13/23)
Field Goals Made: 6 vs. UNC Asheville (12/13/23)
FG Attempted: 12 at Appalachian State (12/3/23)
3-Point Field Goals Made: 2 (six times)
3-Point Field Goals Attempted:
 5 vs. Penn (1/2/24), at Appalachian State (12/3/23)
Free Throws Made: 4 (three times)
Free Throws Attempted: 4 (four times)
Rebounds: 7 (three times)
Assists: 6 (three times)
Blocks: None
Steals: 2 (five times)
Minutes Played: 25 at Ole Miss (2/3/24)
Double-Figure Games: 9
20-Point Games: None
10-Rebound Games: None
5-Steal Games: None
Double-Doubles: None
Dunks: 2

CAREER SUPERLATIVES

Points: 15 vs. UNC Asheville (12/13/23)
Field Goals Made: 6 vs. UNC Asheville (12/13/23)
Field Goals Attempted: 12 at Appalachian State (12/3/23)
3-Point Field Goals Made: 3 vs. Iowa (3/16/23)
3-Point Field Goals Attempted:
 5 vs. Penn (1/2/24), at Appalachian State (12/3/23)
Free Throws Made: 4 (three times)
Free Throws Attempted: 4 (four times)
Rebounds: 7 (three times)
Assists: 7 at Washington (12/21/22)
Blocks: 1 vs. Houston (3/18/23)
Steals: 4 at USC (12/18/22)
Minutes Played: 25 at Ole Miss (2/3/24)
Double-Figure Games: 11
20-Point Games: None
10-Rebound Games: None
Double-Doubles: None
Dunks: 4

CAREER HONORS

• 2022-23 First-Year SEC Academic Honor Roll

2023-24 GAME-BY-GAME STATISTICS

Opponent	GS	Min.	FG-A	3FG-A	FT-A	O-D-T	PF	A	TO	BLK	STL	PTS
vs. Baylor	*	14	2-3	0-1	2-2	0-3-3	4	1	4	0	0	6
SE Louisiana	*	18	1-4	1-2	0-0	0-3-3	2	4	1	0	0	3
vs. Notre Dame		16	4-6	2-4	0-0	0-1-1	2	5	0	0	1	10
vs. St. Bonaventure		16	1-2	1-2	0-0	0-0-0	0	3	3	0	0	3
Alabama A&M	*	21	2-5	0-1	2-2	1-2-3	1	3	3	0	0	6
Virginia Tech		18	4-6	1-1	0-0	2-0-2	0	3	0	0	1	9
at App State		23	5-12	2-5	0-0	2-1-3	1	5	2	0	1	12
vs. Indiana		18	4-7	2-4	0-0	0-7-7	1	3	0	0	2	10
vs. UNC Asheville		19	6-8	0-2	3-4	0-0-0	2	2	1	0	0	15
USC		16	3-4	0-0	1-1	0-2-2	0	5	1	0	2	7
Alabama State		20	2-5	1-2	0-1	0-3-3	1	4	3	0	1	5
Chattanooga		16	1-3	0-1	4-4	1-1-2	0	4	0	0	0	6
Penn		21	2-9	2-5	0-0	1-3-4	0	3	0	0	1	6
at Arkansas		20	5-6	1-1	0-0	0-7-7	1	4	1	0	0	11
Texas A&M		21	1-5	0-3	2-2	0-0-0	0	6	3	0	0	4
LSU		17	3-5	0-1	4-4	1-2-3	0	3	1	0	2	10
at Vanderbilt		21	2-3	1-2	0-0	0-2-2	3	0	3	0	0	5
Ole Miss		17	1-2	1-2	0-0	0-0-0	1	3	1	0	1	3
at Alabama		18	3-5	2-3	0-0	0-1-1	0	3	0	0	1	8
at Mississippi St.	*	21	2-5	0-1	2-3	0-3-3	1	2	1	0	2	6
Vanderbilt	*	23	1-5	0-1	0-0	2-5-7	1	5	4	0	2	2
at Ole Miss	*	25	4-8	2-3	0-0	0-0-0	0	6	1	0	1	10
Alabama	*	23	5-9	0-0	4-4	1-5-6	1	4	2	0	1	14
at Florida	*	24	2-5	0-3	0-0	0-3-3	1	2	3	0	1	4
South Carolina	*	20	5-8	0-0	1-1	0-0-0	1	4	0	0	2	11
Kentucky	*	11	0-3	0-1	1-2	0-3-3	4	0	2	0	1	1
at Georgia		12	0-2	0-1	0-1	0-2-2	1	0	0	0	0	0
at Tennessee		17	0-1	0-0	0-0	0-1-1	2	3	1	0	1	0
Mississippi State		19	2-6	0-1	0-0	0-0-0	3	6	0	0	0	4
at Missouri												
Georgia												

DONALDSON'S CAREER STATISTICS

SEASON	TEAM	GP-GS	MIN/AVG	Field Goals		3-Point		F-Throws		Rebounds				Scoring						
				FG-FGA	FG%	3FG-3FGA	3FG%	FT-FTA	FT%	OFF	DEF	TOT	AVG	PF-FO	A	TO	BLK	STL	PTS	AVG
2022-23	AUB	32-0	337/10.5	28-73	.384	13-32	.406	11-20	.550	3	43	46	1.4	32-1	39	19	1	21	80	2.5
2023-24	AUB	29-10	550/19.0	73-152	.480	19-53	.358	26-31	.839	11	60	71	2.4	34-0	96	41	0	24	191	6.6
TOTAL		61-10	887/14.5	101-225	.449	32-85	.376	37-51	.725	14	103	117	1.9	66-1	135	60	1	45	271	4.4

4

JOHNI BROOME

F/C | 6-10 | 240 | Jr.
Plant City, Fla.
(Morehead State)



SEASON SUPERLATIVES

Points: 30 vs. Virginia Tech (11/29/23)
Field Goals Made: 11 at Alabama (1/24/24), vs. Virginia Tech (11/29/23)
Field Goals Attempted: 19 vs. Virginia Tech (11/29/23)
3-Point Field Goals Made: 4 vs. South Carolina (2/14/24)
3-Point Field Goals Attempted: 5 at Tennessee (2/28/24), vs. South Carolina (2/14/24)
Free Throws Made: 9 vs. Alabama (2/7/24)
Free Throws Attempted: 13 vs. Virginia Tech (11/29/23)
Rebounds: 14 at Alabama (1/24/24)
Assists: 7 at Ole Miss (2/3/24)
Blocks: 5 (three times)
Steals: 3 (four times)
Minutes Played: 34 at Mississippi State (1/27/24)
Double-Figure Games: 27
30-Point Games: 1
20-Point Games: 6
10-Rebound Games: 11
Double-Doubles: 11
Dunks: 23

CAREER SUPERLATIVES

Points: 32 vs. Murray State (3/5/22)
Field Goals Made: 13 vs. Murray State (3/5/22)
Field Goals Attempted: 21 at Xavier (12/15/21)
3-Point Field Goals Made: 4 vs. South Carolina (2/14/24)
3-Point Field Goals Attempted: 5 (three times)
Free Throws Made: 9 vs. Alabama (2/7/24), vs. Presbyterian (12/6/21)
Free Throws Attempted: 16 vs. Houston (3/18/23)
Rebounds: 18 vs. Georgia (2/1/23), vs. Belmont (1/20/22)
Assists: 7 at Ole Miss (2/3/24)
Blocks: 12 vs. UT Martin (2/16/22)
Steals: 4 vs. Colgate (12/2/22)
Minutes Played: 37 at Murray State (1/29/22)
Double-Figure Games: 110
30-Point Games: 2
20-Point Games: 28
10-Rebound Games: 57
Double-Doubles: 57
Dunks: 92

CAREER HONORS

- USBWA Oscar Robertson National Player of the Week (Feb. 5, 2024)
- SEC Player of the Week (Feb. 5, 2024)
- 2023-24 John R. Wooden Player of the Year Award Late Season Top 20 Watch List
- 2023 Legends Classic MVP and All-Tournament Team
- 2023-24 Naismith Trophy Player of the Year Watch List
- 2023-24 Preseason All-SEC First Team (Coaches and Media)
- 2023-24 Kareem Abdul-Jabbar Center of the Year Award Top 10 Watch List
- 2022-23 All-SEC Second Team
- 2022-23 USBWA All-District IV Team
- 2022 Cancun Challenge All-Tournament Team (Riviera Division)
- 2022-23 First-Year SEC Academic Honor Roll
- 2023 NABC Honors Court
- Two-Time NABC All-District 18 First Team (2020-21 and 2021-22)
- 2021-22 Ohio Valley Conference Defensive Player of the Year
- 2020-21 OVC Freshman of the Year
- Two-Time All-OVC First Team (2020-21 and 2021-22)
- Two-Time OVC All-Tournament Team (2020-21 and 2021-22)

2023-24 GAME-BY-GAME STATISTICS

Opponent	GS	Min.	FG-A	3FG-A	FT-A	O-D-T	PF	A	TO	BLK	STL	PTS
vs. Baylor	*	25	4-10	2-3	6-10	5-6-11	6	2	1	1	0	16
SE Louisiana	*	24	7-12	1-1	3-3	2-9-11	4	2	2	2	1	18
vs. Notre Dame	*	19	7-11	1-2	0-1	2-4-6	4	4	3	1	0	15
vs. St. Bonaventure*		21	7-11	0-2	4-11	1-4-5	3	1	2	0	0	18
Alabama A&M		21	3-7	0-2	4-6	2-3-5	2	2	2	0	1	10
Virginia Tech	*	26	11-19	0-2	8-13	7-6-13	1	0	2	3	1	30
at App State	*	27	10-16	0-3	1-7	4-9-13	2	1	2	2	0	21
vs. Indiana	*	21	1-6	0-1	0-0	2-5-7	4	3	1	2	2	2
vs. UNC Asheville	*	20	2-3	0-1	2-3	2-4-5	1	3	0	1	1	6
USC	*	23	4-14	0-2	3-3	1-2-3	0	0	0	4	0	11
Alabama State	*	23	5-9	0-2	6-9	3-10-13	2	1	4	3	3	16
Chattanooga	*	20	9-12	0-1	0-1	2-6-8	2	0	1	4	0	18
Penn	*	28	9-10	3-4	3-4	1-11-12	1	2	2	3	1	24
at Arkansas	*	25	7-13	0-2	0-0	3-5-8	1	3	2	2	2	14
Texas A&M	*	28	1-4	0-0	8-10	1-6-7	1	2	2	4	0	10
LSU	*	22	6-12	1-1	5-6	2-5-7	4	1	0	0	3	18
at Vanderbilt	*	24	6-12	0-2	3-5	5-7-12	2	2	1	1	3	15
Ole Miss	*	21	5-9	1-2	2-2	2-3-5	2	2	4	1	3	13
at Alabama	*	25	11-17	1-2	2-2	4-10-14	5	1	1	5	0	25
at Mississippi St.	*	34	5-7	1-1	3-3	0-7-7	2	2	1	3	1	14
Vanderbilt	*	24	7-11	2-2	0-0	3-8-11	2	4	1	5	1	16
at Ole Miss	*	25	7-13	1-3	0-2	2-7-9	4	7	1	3	0	15
Alabama	*	26	7-16	1-4	9-11	1-6-7	0	2	1	5	2	24
at Florida	*	28	6-11	1-2	1-8	1-6-7	3	1	2	2	0	14
South Carolina	*	22	8-15	4-5	1-3	0-2-2	1	0	0	2	0	21
Kentucky	*	31	5-13	0-3	4-4	6-5-11	4	2	1	3	1	14
at Georgia	*	26	7-10	1-2	1-4	5-8-13	3	2	3	2	0	16
at Tennessee	*	33	9-16	2-5	3-7	2-7-9	0	5	3	1	2	23
Mississippi State	*	25	7-13	1-2	2-4	2-4-6	3	1	1	1	0	25
at Missouri												
Georgia												

BROOME'S CAREER STATISTICS

SEASON	TEAM	GP-GS	MIN/AVG	Field Goals		3-Point		F-Throws		Rebounds				Scoring						
				FG-FGA	FG%	3FG-3FGA	3FG%	FT-FTA	FT%	OFF	DEF	TOT	AVG	PF-FO	A	TO	BLK	STL	PTS	AVG
2020-21	More	30-27	776/25.9	172-302	.570	0-0	.000	68-110	.618	91	179	270	9.0	61-0	20	57	56	18	412	13.7
2021-22	More	34-34	961/28.3	244-440	.555	0-5	.000	84-132	.636	112	246	358	10.5	84-1	41	81	131	24	572	16.8
2022-23	AUB	33-33	875/26.5	194-368	.527	9-31	.290	70-125	.560	96	181	277	8.4	99-4	44	57	78	29	467	14.2
2023-24	AUB	29-28	721/24.9	183-332	.551	24-64	.375	84-142	.592	73	175	248	8.6	69-2	58	46	66	28	474	16.3
TOTAL FOR AUB		62-61	1596/25.7	377-700	.539	33-95	.347	154-267	.577	169	356	525	8.5	168-6	102	103	144	57	941	15.2
TOTAL		126-122	3333/26.5	793-1442	.550	33-100	.330	306-509	.601	372	781	1153	9.2	313-7	163	241	331	99	1925	15.3

5

CHRIS MOORE

F | 6-6 | 220 | Sr.
West Memphis, Ark.
(West Memphis HS)



SEASON SUPERLATIVES

Points: 10 vs. Notre Dame (11/16/23)
Field Goals Made: 3 vs. UNC Asheville (12/13/23), vs. Notre Dame (11/16/23)
Field Goals Attempted: 4 (three times)
3-Point Field Goals Made: 1 (three times)
3-Point Field Goals Attempted: 2 at Mississippi State (1/27/24)
Free Throws Made: 4 vs. Alabama State (12/22/23)
Free Throws Attempted: 4 (three times)
Rebounds: 5 (three times)
Assists: 5 vs. Chattanooga (12/30/23)
Blocks: 2 vs. Baylor (11/7/23)
Steals: 3 vs. Alabama (2/7/24)
Minutes Played: 23 vs. Alabama A&M (11/21/23), vs. Baylor (11/7/23)
Double-Figure Games: 1
20-Point Games: None
10-Rebound Games: None
5-Steal Games: None
Double-Doubles: None
Dunks: 2

CAREER SUPERLATIVES

Points: 16 vs. ULM (11/12/21)
Field Goals Made: 5 at Washington (12/21/22), vs. ULM (11/12/21)
Field Goals Attempted: 9 vs. ULM (11/12/21)
3-Point Field Goals Made:
 3 vs. Texas Southern (11/18/22), vs. Missouri (1/26/21)
3-Point Field Goals Attempted:
 4 vs. Georgia (2/1/23), vs. Texas Southern (11/18/22)
Free Throws Made: 6 vs. ULM (11/12/21)
Free Throws Attempted: 6 at USC (12/18/22), vs. ULM (11/12/21)
Rebounds: 7 vs. Texas Southern (11/18/22)
Assists: 5 vs. Chattanooga (12/30/23)
Blocks: 2 vs. Baylor (11/7/23), vs. Yale (12/4/21)
Steals: 3 (three times)
Minutes Played: 25 at Alabama (3/1/23), vs. Florida (12/28/22)
Double-Figure Games: 6
20-Point Games: None
10-Rebound Games: None
Double-Doubles: None
Dunks: 10

2023-24 GAME-BY-GAME STATISTICS

Opponent	GS	Min.	FG-A	3FG-A	FT-A	O-D-T	PF	A	TO	BLK	STL	PTS
vs. Baylor	*	23	2-4	0-0	0-0	0-2-2	4	1	0	2	0	4
SE Louisiana	*	12	1-2	0-1	0-0	1-1-2	0	1	1	1	0	2
vs. Notre Dame	*	22	3-4	1-1	3-4	3-1-4	0	2	0	0	0	10
vs. St. Bonaventure*	*	20	1-3	0-1	1-1	1-2-3	0	2	2	0	0	3
Alabama A&M	*	23	0-1	0-1	0-0	1-4-5	2	2	0	1	0	0
Virginia Tech	*	20	0-2	0-1	0-2	1-0-1	2	0	1	1	0	0
at App State	*	13	0-0	0-0	2-2	2-0-2	1	1	2	0	0	2
vs. Indiana	*	11	1-3	0-1	0-0	0-2-2	1	0	0	0	0	2
vs. UNC Asheville	*	10	3-4	0-1	0-0	0-0-0	0	0	0	0	2	6
USC	*	10	0-2	0-1	3-4	1-1-2	4	1	1	1	0	3
Alabama State	*	14	1-2	0-1	4-4	0-0-0	0	0	0	0	0	6
Chattanooga	*	18	2-2	0-0	2-2	1-0-1	2	5	1	0	0	6
Penn	*	14	1-2	0-1	0-0	0-0-0	1	0	1	0	2	2
at Arkansas	*	14	0-1	0-0	0-0	1-0-1	0	0	2	0	1	0
Texas A&M	*	11	0-2	0-1	0-0	0-0-0	0	0	0	0	0	0
LSU	*	8	0-1	0-1	0-0	0-0-0	1	1	0	1	0	0
at Vanderbilt	*	10	1-3	0-1	0-0	0-0-0	1	1	0	0	0	2
Ole Miss	*	15	1-2	0-0	0-0	0-0-0	0	0	1	0	0	2
at Alabama	*	10	1-1	1-1	0-0	0-0-0	1	0	0	0	0	3
at Mississippi St.	*	11	0-2	0-2	0-0	0-0-0	2	0	0	1	0	0
Vanderbilt	*	12	0-3	0-0	0-0	2-3-5	1	0	0	1	0	0
at Ole Miss	*	11	1-2	1-1	0-0	0-2-2	0	0	0	0	0	3
Alabama	*	15	0-1	0-1	0-0	4-1-5	3	3	2	1	3	0
at Florida	*	11	0-1	0-0	0-0	1-0-1	0	0	0	0	0	0
South Carolina	*	14	0-0	0-0	0-0	2-1-3	1	1	0	0	0	0
Kentucky	*	12	0-1	0-1	1-2	1-1-2	1	0	1	0	1	1
at Georgia		3	0-0	0-0	0-0	0-0-0	0	0	0	0	0	0
at Tennessee	DNP											
Mississippi State		6	0-1	0-0	0-0	0-0-0	0	0	0	0	1	0
at Missouri												
Georgia												

MOORE'S CAREER STATISTICS

SEASON	TEAM	GP-GS	MIN/AVG	Field Goals		3-Point		F-Throws		Rebounds				Scoring						
				FG-FGA	FG%	3FG-3FGA	3FG%	FT-FTA	FT%	OFF	DEF	TOT	AVG	PF-FO	A	TO	BLK	STL	PTS	AVG
2020-21	AUB	25-0	281/11.3	27-48	.563	6-15	.400	11-19	.579	28	23	51	2.0	28-0	12	18	6	8	71	2.8
2021-22	AUB	25-0	185/7.4	16-37	.432	0-5	.000	10-15	.667	20	15	35	1.4	19-0	6	15	4	8	42	1.7
2022-23	AUB	31-16	448/14.5	37-75	.493	9-22	.409	25-35	.714	36	30	66	2.1	47-0	19	21	9	15	108	3.5
2023-24	AUB	28-26	378/13.5	19-52	.365	3-19	.158	16-21	.762	22	21	43	1.5	28-0	21	15	10	10	57	2.0
TOTAL		109-42	1293/11.9	99-212	.467	18-61	.295	62-90	.689	106	89	195	1.8	122-0	58	69	29	41	278	2.6

10

CHAD BAKER-MAZARA

G/F | 6-7 | 180 | Jr.

Santo Domingo, Dominican Republic
(NW Florida State College)



SEASON SUPERLATIVES

Points: 25 at Georgia (2/24/24)
Field Goals Made: 8 at Georgia (2/24/24)
Field Goals Attempted: 12 at Georgia (2/24/24)
3-Point Field Goals Made: 3 (three times)
3-Point Field Goals Attempted: 6 at Ole Miss (2/3/24)
Free Throws Made: 9 vs. Kentucky (2/17/24)
Free Throws Attempted: 11 vs. Alabama (2/7/24)
Rebounds: 9 at Ole Miss (2/3/24)
Assists: 6 vs. Alabama A&M (11/21/23)
Blocks: 2 vs. Mississippi State (3/2/24), vs. Texas A&M (1/9/24)
Steals: 5 vs. LSU (1/13/24)
Minutes Played: 28 at Florida (2/10/24), vs. LSU (1/13/24)
Double-Figure Games: 17
20-Point Games: 1
10-Rebound Games: None
5-Steal Games: 1
Double-Doubles: None
Dunks: 7

CAREER SUPERLATIVES

Points: 25 at Georgia (2/24/24)
Field Goals Made: 8 at Georgia (2/24/24), at Fordham (1/27/21)
Field Goals Attempted: 15 at Fordham (1/27/21)
3-Point Field Goals Made: 7 at Fordham (1/27/21)
3-Point Field Goals Attempted: 11 at Fordham (1/27/21)
Free Throws Made: 9 vs. Kentucky (2/17/24)
Free Throws Attempted: 11 vs. Alabama (2/7/24)
Rebounds: 9 at Ole Miss (2/3/24)
Assists: 6 vs. Alabama A&M (11/21/23)
Blocks: 3 vs. Rhode Island (2/27/21)
Steals: 5 vs. LSU (1/13/24)
Minutes Played: 34 vs. Rhode Island (1/20/21)
Double-Figure Games: 30
20-Point Games: 4
10-Rebound Games: None
5-Steal Games: 1
Double-Doubles: None
Dunks: 20

CAREER HONORS

- 2023 NJCAA Region 8 Most Outstanding Player
- 2023 NJCAA Region 8 All-Tournament Team
- 2023 All-Panhandle Conference First Team
- 2021-22 Mountain West Conference Sixth Man of the Year

2023-24 GAME-BY-GAME STATISTICS

Opponent	GS	Min.	FG-A	3FG-A	FT-A	O-D-T	PF	A	TO	BLK	STL	PTS
vs. Baylor	12	2-4	0-0	3-3	2-0-2	4	0	1	0	2	7	
SE Louisiana	23	3-6	1-3	5-6	0-6-6	3	1	0	0	1	12	
vs. Notre Dame	18	2-3	0-1	2-3	0-2-2	0	1	1	1	1	6	
vs. St. Bonaventure	20	2-4	1-2	0-0	2-1-3	3	2	0	1	0	5	
Alabama A&M	20	1-4	1-3	3-4	1-3-4	2	6	1	0	1	6	
Virginia Tech	23	5-10	0-3	5-5	2-2-4	3	3	0	1	2	15	
at App State	18	2-9	1-5	2-2	1-3-4	3	3	1	0	0	7	
vs. Indiana	22	4-8	1-2	2-2	1-0-1	1	4	0	0	1	11	
vs. UNC Asheville	19	3-6	3-3	2-2	1-6-7	0	1	1	1	0	11	
USC	22	1-3	0-1	5-6	1-3-4	1	0	0	0	1	7	
Alabama State	18	1-5	0-2	1-1	1-2-3	1	3	1	1	0	3	
Chattanooga	15	4-7	3-5	2-2	0-1-1	2	2	1	0	1	13	
Penn	19	5-10	1-3	5-6	1-0-1	2	0	0	1	0	16	
at Arkansas	21	5-9	2-3	4-4	1-3-4	2	3	0	0	0	16	
Texas A&M	27	1-6	0-3	0-1	2-2-4	4	1	3	2	2	2	
LSU	28	5-10	3-4	6-6	0-2-2	3	3	1	1	5	19	
at Vanderbilt	24	2-6	1-4	0-0	0-0-0	1	3	2	0	0	5	
Ole Miss	13	2-2	1-1	0-0	0-1-1	1	2	1	0	1	5	
at Alabama	20	3-8	0-2	5-7	0-0-0	3	0	2	1	3	11	
at Mississippi St.	23	1-6	1-3	0-0	1-5-6	3	1	2	0	1	3	
Vanderbilt	20	4-8	1-3	2-2	1-4-5	4	4	0	0	0	11	
at Ole Miss	26	5-10	3-6	2-2	1-8-9	4	2	1	1	0	15	
Alabama	20	2-5	1-2	8-11	3-3-6	4	2	0	0	1	13	
at Florida	28	1-5	0-1	4-4	1-6-7	4	4	2	0	0	6	
South Carolina	15	4-4	2-2	0-0	0-5-5	3	3	3	0	0	10	
Kentucky	26	2-3	1-1	9-9	1-5-6	1	3	2	1	1	14	
at Georgia	* 27	8-12	2-3	7-7	1-4-5	3	4	0	1	2	25	
at Tennessee	* 31	3-10	2-4	5-6	1-0-1	2	3	4	0	3	13	
Mississippi State	* 27	4-7	1-2	1-2	1-2-3	5	4	4	2	2	10	
at Missouri												
Georgia												

BAKER-MAZARA'S CAREER STATISTICS

SEASON	TEAM	GP-GS	MIN/AVG	Field Goals		3-Point		F-Throws		Rebounds				Scoring						
				FG-FGA	FG%	3FG-3FGA	3FG%	FT-FTA	FT%	OFF	DEF	TOT	AVG	PF-FO	A	TO	BLK	STL	PTS	AVG
2020-21	DU	15-13	364/24.3	46-105	.438	25-60	.417	26-32	.813	10	33	43	2.9	45-4	17	13	13	15	143	9.5
2021-22	SDSU	31-0	399/12.9	66-157	.420	22-56	.393	44-49	.898	9	54	63	2.0	45-0	18	23	14	21	198	6.4
2023-24	AUB	29-3	633/21.8	87-190	.458	33-77	.429	90-103	.874	27	79	106	3.7	72-1	68	34	14	32	297	10.2
TOTAL FOR AUB		29-3	633/21.8	87-190	.458	33-77	.429	90-103	.874	27	79	106	3.7	72-1	68	34	14	32	297	10.2
TOTAL		75-16	1396/18.6	199-452	.440	80-193	.415	160-184	.870	46	166	212	2.8	162-5	103	70	41	68	638	8.5

12

DENVER JONES

G | 6-4 | 205 | Jr.
New Market, Ala.
(FIU)



SEASON SUPERLATIVES

Points: 19 vs. Vanderbilt (1/31/24)
Field Goals Made: 6 vs. Vanderbilt (1/31/24)
Field Goals Attempted: 11 (three times)
3-Point FG Made: 4 vs. Vanderbilt (1/31/24)
3-Point Field Goals Attempted: 8 vs. Vanderbilt (1/31/24)
Free Throws Made: 6 vs. USC (12/17/23), vs. Virginia Tech (11/29/23)
Free Throws Att.: 6 vs. USC (12/17/23), vs. Virginia Tech (11/29/23)
Rebounds: 5 vs. UNC Asheville (12/13/23), vs. Virginia Tech (11/29/23)
Assists: 4 at Appalachian State (12/3/23), vs. SE Louisiana (11/10/23)
Blocks: 1 at Georgia (2/24/24), at Arkansas (1/6/24)
Steals: 3 at Alabama (1/24/24)
Minutes Played: 28 vs. Mississippi State (3/2/24), vs. Kentucky (2/17/24)
Double-Figure Games: 11
20-Point Games: None
10-Rebound Games: None
5-Steal Games: None
Double-Doubles: None
Dunks: 1

CAREER SUPERLATIVES

Points: 30 at Rice (3/4/23)
Field Goals Made: 10 (three times)
Field Goals Attempted: 23 vs. Louisiana Tech (3/8/23)
3-Point Field Goals Made: 7 vs. Southern Miss (2/3/22)
3-Point Field Goals Attempted: 11 at UTSA (1/21/23)
Free Throws Made: 11 vs. UAB (1/7/23)
Free Throws Attempted: 12 vs. Rice (2/19/22)
Rebounds: 13 at Eastern Michigan (12/11/21)
Assists: 6 (three times)
Blocks: 1 (five times)
Steals: 4 (six times)
Minutes Played: 47 at Eastern Michigan (12/11/21)
Double-Figure Games: 57
30-Point Games: 1
20-Point Games: 19
10-Rebound Games: 1
Double-Doubles: 1
Dunks: 10

CAREER HONORS

- 2022-23 All-Conference USA First Team
- Conference USA Freshman of the Week (Dec. 13, 2021)
- 2020-21 Jayhawk Conference Freshman of the Year
- 2020-21 NJCAA All-Region 6 Second Team
- 2020-21 All-Jayhawk Conference First Team

2023-24 GAME-BY-GAME STATISTICS

Opponent	GS	Min.	FG-A	3FG-A	FT-A	O-D-T	PF	A	TO	BLK	STL	PTS
vs. Baylor	*	24	4-10	3-5	2-2	0-1-1	2	2	2	0	1	13
SE Louisiana	*	22	2-5	1-3	3-4	0-2-2	1	4	2	0	0	8
vs. Notre Dame	*	18	1-5	0-2	0-0	0-2-2	0	1	1	0	1	2
vs. St. Bonaventure*	*	21	3-4	3-3	3-4	1-1-2	0	3	0	0	0	12
Alabama A&M	*	17	3-6	1-4	1-1	0-2-2	2	0	1	0	1	8
Virginia Tech	*	24	1-4	0-2	6-6	1-4-5	0	1	0	0	1	8
at App State	*	17	0-5	0-3	0-0	1-3-4	0	4	0	0	0	0
vs. Indiana	*	18	3-6	2-4	4-4	0-1-1	0	2	1	0	0	12
vs. UNC Asheville	*	23	4-8	1-4	0-0	0-5-5	2	1	2	0	0	9
USC	*	23	2-4	2-2	6-6	1-2-3	3	1	1	0	1	12
Alabama State	*	23	1-5	0-2	1-1	1-1-2	1	0	2	0	1	3
Chattanooga	*	19	2-5	1-4	0-0	1-2-3	0	2	2	0	1	5
Penn	*	16	4-9	2-7	2-2	1-0-1	1	1	0	0	0	12
at Arkansas	*	19	2-5	1-1	2-3	0-0-0	0	1	0	1	1	7
Texas A&M	*	19	0-4	0-3	2-2	0-0-0	2	1	0	0	2	2
LSU	*	19	2-5	0-1	0-0	0-1-1	0	2	0	0	1	4
at Vanderbilt	*	23	1-5	1-3	0-0	3-1-4	1	2	0	0	1	3
Ole Miss	*	20	2-4	1-2	0-0	0-1-1	1	1	1	0	0	5
at Alabama	*	21	3-8	1-5	2-2	1-1-2	1	1	2	0	3	9
at Mississippi St.	*	20	2-6	2-3	2-2	0-0-0	1	2	0	0	0	8
Vanderbilt	*	24	6-11	4-8	3-4	0-0-0	0	0	0	0	0	19
at Ole Miss	*	26	4-8	2-5	1-1	2-1-3	1	1	3	0	1	11
Alabama	*	17	1-2	0-1	2-2	0-0-0	0	0	0	0	0	4
at Florida	*	19	3-6	1-2	3-4	1-0-1	0	1	0	0	0	10
South Carolina	*	25	2-6	0-1	3-3	1-0-1	0	1	2	0	0	6
Kentucky	*	28	3-11	3-7	3-4	1-3-4	0	2	2	0	0	12
at Georgia	*	19	3-4	2-3	0-0	0-0-0	3	0	0	1	0	8
at Tennessee	*	25	3-4	1-2	4-4	0-3-3	4	0	0	0	1	11
Mississippi State	*	28	5-11	3-5	2-2	0-4-4	1	1	1	0	2	15
at Missouri												
Georgia												

JONES' CAREER STATISTICS

SEASON	TEAM	GP-GS	MIN/AVG	Field Goals			3-Point		F-Throws		Rebounds				Scoring					
				FG-FGA	FG%	3FG-3FGA	3FG%	FT-FTA	FT%	OFF	DEF	TOT	AVG	PF-FO	A	TO	BLK	STL	PTS	AVG
2021-22	FIU	31-7	832/26.8	114-294	.388	49-142	.345	112-125	.896	22	93	115	3.7	45-0	71	52	2	28	389	12.5
2022-23	FIU	28-28	935/33.4	187-391	.478	59-159	.371	131-155	.845	25	82	107	3.8	45-1	56	90	1	49	564	20.1
2023-24	AUB	29-27	622/21.4	72-176	.409	38-97	.392	57-63	.905	16	41	57	2.0	30-0	38	25	2	19	239	8.2
TOTAL FOR AUB		29-27	622/21.4	72-176	.409	38-97	.392	57-63	.905	16	41	57	2.0	30-0	38	25	2	19	239	8.2
TOTAL		88-62	2389/27.1	373-861	.433	146-398	.367	300-343	.875	63	216	279	3.2	120-1	165	167	5	96	1192	13.5

20

CARTER SOBERA

G | 6-5 | 210 | Sr.
Birmingham, Ala.
Mountain Brook HS



SEASON SUPERLATIVES

Points: None
Field Goals Made: None
Field Goals Attempted:
 1 vs. Vanderbilt (1/31/24), vs. Alabama State (12/22/23)
3-Point Field Goals Made: None
3-Point Field Goals Attempted: None
Free Throws Made: None
Free Throws Attempted: None
Rebounds: 2 vs. South Carolina (2/14/24)
Assists: None
Blocks: None
Steals: None
Minutes Played: 2 (five times)
Double-Figure Games: None
20-Point Games: None
10-Rebound Games: None
5-Steal Games: None
Double-Doubles: None
Dunks: None

CAREER SUPERLATIVES

Points: 3 vs. Alabama (2/1/22)
Field Goals Made: 1 vs. Alabama (2/1/22)
Field Goals Attempted: 1 (three times)
3-Point Field Goals Made: None
3-Point Field Goals Attempted: None
Free Throws Made: 1 vs. Alabama (2/1/22)
Free Throws Attempted: 2 vs. Yale (12/4/21)
Rebounds: 2 vs. South Carolina (2/14/24), vs. Yale (12/4/21)
Assists: None
Blocks: None
Steals: 1 vs. Yale (12/4/21)
Minutes Played: 2 (six times)
20-Point Games: None
10-Rebound Games: None
Double-Doubles: None
Dunks: None

CAREER HONORS

- 2023 NABC Honors Court
- Two-Time SEC Academic Honor Roll (2021-22 and 2022-23)

2023-24 GAME-BY-GAME STATISTICS

Opponent	GS	Min.	FG-A	3FG-A	FT-A	O-D-T	PF	A	TO	BLK	STL	PTS
vs. Baylor	DNP											
SE Louisiana	DNP											
vs. Notre Dame	1	0-0	0-0	0-0	0-0-0	0	0	0	0	0	0	0
vs. St. Bonaventure	DNP											
Alabama A&M	2	0-0	0-0	0-0	0-0	0-1-1	0	0	0	0	0	0
Virginia Tech	1	0-0	0-0	0-0	0-0-0	0	0	0	0	0	0	0
at App State	DNP											
vs. Indiana	2	0-0	0-0	0-0	0-0-0	0	0	0	0	0	0	0
vs. UNC Asheville	1	0-0	0-0	0-0	0-0-0	0	0	0	0	0	0	0
USC	DNP											
Alabama State	1	0-1	0-0	0-0	0-0-0	0	0	0	0	0	0	0
Chattanooga	2	0-0	0-0	0-0	0-0-0	0	0	0	0	0	0	0
Penn	1	0-0	0-0	0-0	0-0-0	0	0	0	0	0	0	0
at Arkansas	DNP											
Texas A&M	DNP											
LSU	DNP											
at Vanderbilt	DNP											
Ole Miss	1	0-0	0-0	0-0	0-1-1	0	0	0	0	0	0	0
at Alabama	DNP											
at Mississippi St.	DNP											
Vanderbilt	2	0-1	0-0	0-0	1-0-1	0	0	0	0	0	0	0
at Ole Miss	DNP											
Alabama	1	0-0	0-0	0-0	0-0-0	0	0	0	0	0	0	0
at Florida	DNP											
South Carolina	2	0-0	0-0	0-0	0-2-2	0	0	0	0	0	0	0
Kentucky	DNP											
at Georgia	DNP											
at Tennessee	DNP											
Mississippi State	DNP											
at Missouri												
Georgia												

SOBERA'S CAREER STATISTICS

SEASON	TEAM	GP-GS	MIN/AVG	Field Goals		3-Point		F-Throws		Rebounds				Scoring						
				FG-FGA	FG%	3FG-3FGA	3FG%	FT-FTA	FT%	OFF	DEF	TOT	AVG	PF-FO	A	TO	BLK	STL	PTS	AVG
2021-22	AUB	4-0	6/1.6	1-1	1.000	0-0	.000	1-3	.333	0	4	4	1.0	1-0	0	1	0	1	3	0.8
2022-23	AUB	3-0	2/0.6	0-0	.000	0-0	.000	0-0	.000	0	0	0	0.0	0-0	0	0	0	0	0	0.0
2023-24	AUB	12-0	18/1.5	0-2	.000	0-0	.000	0-0	.000	1	4	5	0.4	0-0	0	0	0	0	0	0.0
TOTAL		19-0	26/1.4	1-3	.333	0-0	.000	1-3	.333	1	8	9	0.5	1-0	0	1	0	1	3	0.2

23

ADDARIN SCOTT

F | 6-9 | 207 | Jr.
Dallas, Texas
(Navarro College)

SEASON SUPERLATIVES

Points: 2 vs. Ole Miss (1/20/24), vs. Alabama A&M (11/21/23)
Field Goals Made: 1 vs. Vanderbilt (1/31/24), vs. Ole Miss (1/20/24)
Field Goals Attempted: 1 vs. Vanderbilt (1/31/24), vs. Ole Miss (1/20/24)
3-Point Field Goals Made: None
3-Point Field Goals Attempted: None
Free Throws Made: 2 vs. Alabama A&M (11/21/23)
Free Throws Attempted: 2 vs. Alabama A&M (11/21/23)
Rebounds: 2 vs. Chattanooga (12/30/23)
Assists: 1 at Arkansas (1/6/24)
Blocks: 2 vs. Ole Miss (1/20/24)
Steals: None
Minutes Played: 2 (six times)
Double-Figure Games: None
20-Point Games: None
10-Rebound Games: None
5-Steal Games: None
Double-Doubles: None
Dunks: 1

CAREER SUPERLATIVES

Points: 2 vs. Ole Miss (1/20/24), vs. Alabama A&M (11/21/23)
Field Goals Made: 1 vs. Vanderbilt (1/31/24), vs. Ole Miss (1/20/24)
Field Goals Attempted: 1 vs. Vanderbilt (1/31/24), vs. Ole Miss (1/20/24)
3-Point Field Goals Made: None
3-Point Field Goals Attempted: None
Free Throws Made: 2 vs. Alabama A&M (11/21/23)
Free Throws Attempted: 2 vs. Alabama A&M (11/21/23)
Rebounds: 2 vs. Chattanooga (12/30/23)
Assists: 1 at Arkansas (1/6/24)
Blocks: 2 vs. Ole Miss (1/20/24)
Steals: None
Minutes Played: 2 (six times)
Double-Figure Games: None
20-Point Games: None
10-Rebound Games: None
5-Steal Games: None
Double-Doubles: None
Dunks: 1

2023-24 GAME-BY-GAME STATISTICS


Opponent	GS	Min.	FG-A	3FG-A	FT-A	O-D-T	PF	A	TO	BLK	STL	PTS
vs. Baylor	DNP											
SE Louisiana	DNP											
vs. Notre Dame	1		0-0	0-0	0-0	0-0-0	0	0	0	0	0	0
vs. St. Bonaventure	DNP											
Alabama A&M	2		0-0	0-0	2-2	2-0-2	1	0	1	0	0	2
Virginia Tech	1		0-0	0-0	0-0	0-0-0	0	0	0	0	0	0
at App State	DNP											
vs. Indiana	2		0-0	0-0	0-0	0-0-0	0	0	0	0	0	0
vs. UNC Asheville	1		0-0	0-0	0-0	0-0-0	0	0	0	0	0	0
USC	DNP											
Alabama State	1		0-0	0-0	0-0	0-0-0	0	0	0	0	0	0
Chattanooga	2		0-0	0-0	0-0	0-2-2	0	0	0	0	0	0
Penn	1		0-0	0-0	0-0	0-0-0	0	0	0	0	0	0
at Arkansas	2		0-0	0-0	0-0	0-1-1	0	1	0	0	0	0
Texas A&M	DNP											
LSU	DNP											
at Vanderbilt	DNP											
Ole Miss	1		1-1	0-0	0-0	0-0-0	1	0	0	2	0	2
at Alabama	DNP											
at Mississippi St.	DNP											
Vanderbilt	2		1-1	0-0	0-0	0-0-0	2	0	1	0	0	2
at Ole Miss	DNP											
Alabama	1		0-0	0-0	0-0	0-0-0	0	0	0	0	0	0
at Florida	DNP											
South Carolina	2		0-0	0-0	0-0	0-0-0	0	0	0	0	0	0
Kentucky	DNP											
at Georgia	DNP											
at Tennessee	DNP											
Mississippi State	DNP											
at Missouri												
Georgia												

SCOTT'S CAREER STATISTICS

		Field Goals		3-Point		F-Throws		Rebounds				Scoring									
SEASON	TEAM	GP-GS	MIN/AVG	FG-FGA	FG%	3FG-3FGA	3FG%	FT-FTA	FT%	OFF	DEF	TOT	AVG	PF	FO	A	TO	BLK	STL	PTS	AVG
2023-24	AUB	11-0	17/1.5	0-3	.000	0-0	.000	8-13	.615	0	1	1	0.1	0-0	1	1	0	1	8	0.7	
TOTAL		11-0	17/1.5	0-3	.000	0-0	.000	8-13	.615	0	1	1	0.1	0-0	1	1	0	1	8	0.7	

24

LIOR BERMAN
 G | 6-4 | 210 | Gr.
 Birmingham, Ala.
 (Mountain Brook HS)



SEASON SUPERLATIVES

Points: 5 (five times)
Field Goals Made: 2 (three times)
Field Goals Attempted: 4 vs. Chattanooga (12/30/23)
3-Point Field Goals Made: 1 (six times)
3-Point Field Goals Attempted: 2 (five times)
Free Throws Made: 3 vs. Vanderbilt (1/31/24)
Free Throws Attempted: 3 vs. Vanderbilt (1/31/24)
Rebounds: 3 (five times)
Assists: 1 (seven times)
Blocks: 1 vs. Alabama A&M (11/21/23)
Steals: 1 at Tennessee (2/28/24), vs. South Carolina (2/14/24)
Minutes Played: 14 at Appalachian State (12/3/23)
Double-Figure Games: None
20-Point Games: None
10-Rebound Games: None
5-Steal Games: None
Double-Doubles: None
Dunks: None

CAREER SUPERLATIVES

Points: 8 (four times)
Field Goals Made: 3 (four times)
Field Goals Attempted: 6 vs. Nebraska (12/11/21)
3-Point Field Goals Made: 2 (six times)
3-Point Field Goals Attempted: 4 (three times)
Free Throws Made: 3 vs. Vanderbilt (1/31/24)
Free Throws Attempted: 3 vs. Vanderbilt (1/31/24)
Rebounds: 4 vs. Texas A&M (1/25/23), vs. North Alabama (12/14/21)
Assists: 1 (16 times)
Blocks: 1 vs. Alabama A&M (11/21/23), vs. North Alabama (12/14/21)
Steals: 1 (15 times)
Minutes Played: 19 vs. Nebraska (12/11/21)
Double-Figure Games: None
20-Point Games: None
10-Rebound Games: None
Double-Doubles: None
Dunks: 1

CAREER HONORS

- Three-Time SEC Academic Honor Roll (2020-21, 2021-22 and 2022-23)
- 2022 CSC Academic All-District Team
- Three-Time NABC Honors Court (2021, 2022 and 2023)
- 2019-20 First-Year SEC Academic Honor Roll

2023-24 GAME-BY-GAME STATISTICS

Opponent	GS	Min.	FG-A	3FG-A	FT-A	O-D-T	PF	A	TO	BLK	STL	PTS
vs. Baylor	4	0-0	0-0	0-0	0-0	0-0-0	1	0	0	0	0	0
SE Louisiana	2	0-1	0-1	0-0	0-0-0	0	0	0	0	0	0	0
vs. Notre Dame	5	0-0	0-0	0-0	1-2-3	2	0	0	0	0	0	0
vs. St. Bonaventure	DNP											
Alabama A&M	6	0-0	0-0	0-2	0-1-1	0	0	0	1	0	0	0
Virginia Tech	5	0-0	0-0	0-0	0-1-1	0	0	0	0	0	0	0
at App State	14	1-2	0-1	0-0	3-0-3	0	0	0	0	0	0	2
vs. Indiana	8	1-3	1-2	0-0	0-1-1	1	1	0	0	0	0	3
vs. UNC Asheville	9	2-3	1-2	0-0	0-1-1	1	0	0	0	0	0	5
USC	7	1-1	0-0	1-2	1-0-1	2	1	0	0	0	0	3
Alabama State	7	0-0	0-0	2-2	1-1-2	0	0	1	0	0	0	2
Chattanooga	7	0-4	0-1	1-2	1-2-3	1	0	0	0	0	0	1
Penn	5	0-0	0-0	0-0	0-0-0	0	0	0	0	0	0	0
at Arkansas	6	1-2	0-1	0-0	0-1-1	1	1	0	0	0	0	2
Texas A&M	2	0-0	0-0	0-0	0-0-0	0	0	0	0	0	0	0
LSU	4	0-1	0-1	0-0	0-0-0	0	0	1	0	0	0	0
at Vanderbilt	5	1-1	1-1	2-2	1-1-2	1	0	0	0	0	0	5
Ole Miss	10	1-2	1-2	1-2	1-2-3	3	0	0	0	0	0	4
at Alabama	7	0-2	0-0	0-0	1-0-1	0	0	0	0	0	0	0
at Mississippi St.	3	0-1	0-0	0-0	0-1-1	0	0	0	0	0	0	0
Vanderbilt	8	1-2	0-0	3-3	0-2-2	1	0	0	0	0	0	5
at Ole Miss	2	0-0	0-0	0-0	0-0-0	0	0	0	0	0	0	0
Alabama	5	0-1	0-0	0-0	0-0-0	2	1	0	0	0	0	0
at Florida	1	0-1	0-1	0-0	0-0-0	0	0	0	0	0	0	0
South Carolina	9	1-1	0-0	0-0	0-1-1	1	1	0	0	1	2	
Kentucky	3	0-0	0-0	0-0	1-0-1	0	0	0	0	0	0	0
at Georgia	13	2-2	0-0	0-0	0-1-1	2	1	1	0	0	0	4
at Tennessee	9	2-3	1-2	0-0	1-2-3	1	1	1	0	1	5	
Mississippi State	9	2-3	1-2	0-0	0-0-0	0	0	1	0	0	5	
at Missouri												
Georgia												

BERMAN'S CAREER STATISTICS

SEASON	TEAM	GP-GS	MIN/AVG	Field Goals		3-Point		F-Throws		Rebounds				Scoring							
				FG-FGA	FG%	3FG-3FGA	3FG%	FT-FTA	FT%	OFF	DEF	TOT	AVG	PF-FO	A	TO	BLK	STL	PTS	AVG	
2019-20	AUB	2-0	3/1.4	0-1	.000	0-0	.000	0-0	.000	0	0	0	0.0	0-0	0	0	0	0	0	0	0
2020-21	AUB	11-0	29/2.7	4-12	.333	4-11	.364	1-1	1.000	0	2	2	0.2	1-0	0	0	0	0	13	1.2	
2021-22	AUB	20-0	166/8.3	16-40	.400	8-17	.471	0-1	.000	8	6	14	0.7	18-0	6	3	1	5	40	2.0	
2022-23	AUB	25-0	236/9.4	20-49	.408	11-31	.355	3-5	.600	12	17	29	1.2	31-0	3	8	0	8	54	2.2	
2023-24	AUB	28-0	180/6.4	16-36	.444	6-17	.353	10-15	.667	12	20	32	1.1	20-0	7	5	1	2	48	1.7	
TOTAL		86-0	614/7.1	56-138	.406	29-76	.382	14-22	.636	32	45	77	0.9	70-0	16	16	2	15	155	1.8	

31

CHANEY JOHNSON

F | 6-7 | 220 | Jr.
Alabaster, Ala.
(UAH)



SEASON SUPERLATIVES

Points: 16 at Georgia (2/24/24)
Field Goals Made: 6 at Georgia (2/24/24), vs. Alabama A&M (11/21/23)
Field Goals Attempted: 11 vs. Southeastern Louisiana (11/10/23)
3-Point Field Goals Made: 2 vs. Mississippi State (3/2/24)
3-Point Field Goals Attempted: 3 at Georgia (2/24/24), vs. Southeastern Louisiana (11/10/23)
Free Throws Made: 3 at Georgia (2/24/24), vs. Alabama A&M (11/21/23)
Free Throws Attempted: 4 (three times)
Rebounds: 11 vs. Southeastern Louisiana (11/10/23)
Assists: 2 (five times)
Blocks: 2 at Tennessee (2/28/24), vs. Virginia Tech (11/29/23)
Steals: 3 vs. Chattanooga (12/30/23)
Minutes Played: 27 at Georgia (2/24/24)
Double-Figure Games: 2
20-Point Games: None
10-Rebound Games: 2
5-Steal Games: None
Double-Doubles: None
Dunks: 11

CAREER HONORS

- 2023 Alabama Sports Writers Association Small College Athlete of the Year
- 2023 Gulf South Conference Player of the Year
- Two-Time NABC Division II All-District South Team (2022 and 2023)
- Two-Time All-Gulf South Conference First Team (2022 and 2023)
- Three-Time GSC Academic Honor Roll (2020-21, 2021-22, 2022-23)

2023-24 GAME-BY-GAME STATISTICS

Opponent	GS	Min.	FG-A	3FG-A	FT-A	O-D-T	PF	A	TO	BLK	STL	PTS
vs. Baylor	13	1-3	0-0	0-0	1-2-3	2	1	0	0	0	2	
SE Louisiana	18	2-11	0-3	0-0	7-4-11	1	1	3	1	1	4	
vs. Notre Dame	13	2-2	0-0	0-0	0-4-4	5	1	0	0	0	4	
vs. St. Bonaventure	19	0-3	0-2	0-0	0-5-5	2	0	2	0	2	0	
Alabama A&M	17	6-8	0-1	3-4	0-4-4	3	0	1	1	2	15	
Virginia Tech	18	1-4	1-1	0-0	1-2-3	3	1	2	2	0	3	
at App State	18	1-1	0-0	0-2	1-3-4	2	0	0	0	1	2	
vs. Indiana	7	0-0	0-0	0-0	0-0-0	4	0	0	0	0	0	
vs. UNC Asheville	20	3-5	0-1	2-2	2-2-4	4	2	0	1	0	8	
USC	14	1-3	0-1	1-1	1-2-3	2	0	1	0	1	3	
Alabama State	18	1-2	0-0	2-4	3-2-5	2	1	1	0	0	4	
Chattanooga	20	3-4	1-1	0-0	1-4-5	2	2	2	1	3	7	
Penn	14	0-2	0-1	0-0	1-0-1	0	0	1	0	0	0	
at Arkansas	15	2-5	1-1	0-0	0-3-3	3	0	0	0	0	5	
Texas A&M	5	0-3	0-1	0-0	1-1-2	3	0	2	0	0	0	
LSU	15	3-4	1-2	0-0	0-1-1	1	0	1	0	1	7	
at Vanderbilt	11	0-2	0-1	0-0	0-1-1	3	0	0	1	1	0	
Ole Miss	18	3-4	0-0	0-0	0-5-5	2	2	1	1	0	6	
at Alabama	11	0-1	0-0	0-0	0-2-2	2	0	0	0	1	0	
at Mississippi St.	14	3-4	0-1	2-2	1-1-2	0	0	0	1	0	8	
Vanderbilt	10	1-3	0-2	0-0	1-1-2	3	1	2	0	0	2	
at Ole Miss	12	2-2	0-0	0-0	1-3-4	2	0	1	0	0	4	
Alabama	7	0-0	0-0	0-0	0-2-2	4	0	0	0	1	0	
at Florida	18	3-4	0-1	3-3	3-7-10	3	0	1	0	0	9	
South Carolina	13	2-3	0-1	2-2	0-2-2	0	2	0	0	1	6	
Kentucky	16	0-2	0-2	0-1	0-2-2	2	1	0	0	0	0	
at Georgia	* 27	6-9	1-3	3-4	0-4-4	3	1	0	0	1	16	
at Tennessee	* 19	2-4	0-0	1-3	1-5-6	2	0	4	2	0	5	
Mississippi State	18	3-4	2-2	0-0	0-2-2	2	2	1	1	0	8	
at Missouri												
Georgia												

CAREER SUPERLATIVES (DIVISION II and DIVISION I)

Points: 35 vs. Embry-Riddle (11/7/21)
Field Goals Made: 13 vs. Embry-Riddle (11/7/21)
Field Goals Attempted: 23 vs. Lee (2/12/22)
3-Point Field Goals Made: 5 vs. Embry-Riddle (11/7/21)
3-Point Field Goals Attempted: 6 vs. Embry-Riddle (11/7/21)
Free Throws Made: 10 vs. Mississippi College (2/4/23)
Free Throws Attempted: 14 vs. Mississippi College (2/4/23)
Rebounds: 12 vs. Lee (12/2/22), vs. West Georgia (3/1/22)
Assists: 6 vs. Montevallo (1/18/23)
Blocks: 3 at Nova Southeastern (3/14/23), Christian Brothers (1/13/22)
Steals: 4 vs. Union (3/6/22)
Minutes Played: 38 at West Alabama (11/28/22)
Double-Figure Games: 69
30-Point Games: 1
20-Point Games: 17
10-Rebound Games: 8
Double-Doubles: 5
Dunks: 75


JOHNSON'S CAREER STATISTICS (DIVISION II and DIVISION I)

SEASON	TEAM	GP-GS	MIN/AVG	Field Goals			3-Point		F-Throws		Rebounds				Scoring					
				FG-FGA	FG%	3FG-3FGA	3FG%	FT-FTA	FT%	OFF	DEF	TOT	AVG	PF-FO	A	TO	BLK	STL	PTS	AVG
2020-21	UAH	19-0	220/11.6	31-72	.431	11-28	.393	10-20	.500	12	25	37	1.9	31-0	4	19	2	6	83	4.4
2021-22	UAH	33-31	781/23.7	218-372	.586	32-69	.464	86-115	.748	61	126	187	5.7	100-9	39	75	22	26	554	16.8
2022-23	UAH	35-35	891/25.5	203-392	.518	24-81	.296	128-167	.766	49	182	231	6.6	69-1	55	74	18	39	558	15.9
2023-24	AUB	29-2	442/15.3	51-102	.500	7-28	.250	19-28	.679	26	76	102	3.5	67-1	18	26	12	16	128	4.4
TOTAL FOR AUB		29-2	442/15.3	51-102	.500	7-28	.250	19-28	.679	26	76	102	3.5	67-1	18	26	12	16	128	4.4
TOTAL		116-68	2335/20.1	503-938	.536	74-206	.359	243-330	.736	148	409	557	4.8	267-11	116	194	54	87	1323	11.4

44

DYLAN CARDWELL

G | 6-11 | 255 | Sr.
Augusta, Ga.
(McEachern HS)



SEASON SUPERLATIVES

Points: 12 vs. Ole Miss (1/20/24), at Vanderbilt (1/17/24)
Field Goals Made: 5 vs. Ole Miss (1/20/24)
Field Goals Attempted: 7 at Vanderbilt (1/17/24)
3-Point Field Goals Made: 1 at Georgia (2/24/24)
3-Point Field Goals Attempted: 2 at Georgia (2/24/24)
Free Throws Made: 6 vs. St. Bonaventure (11/17/23)
Free Throws Attempted: 6 vs. St. Bonaventure (11/17/23)
Rebounds: 9 vs. Chattanooga (12/30/23), vs. Alabama A&M (11/21/23)
Assists: 5 vs. South Carolina (2/14/24)
Blocks: 5 vs. LSU (1/13/24), vs. Baylor (11/7/23)
Steals: 3 vs. USC (12/17/23)
Minutes Played: 24 at Georgia (2/24/24)
Double-Figure Games: 3
20-Point Games: None
10-Rebound Games: None
5-Block Games: 2
Double-Doubles: None
Dunks: 34

CAREER SUPERLATIVES

Points: 12 vs. Ole Miss (1/20/24), at Vanderbilt (1/17/24)
Field Goals Made: 5 (three times)
Field Goals Attempted: 8 vs. Missouri (2/14/23)
3-Point Field Goals Made: 1 at Georgia (2/24/24), vs. Mississippi State (3/6/21)
3-Point Field Goals Attempted: 2 at Georgia (2/24/24)
Free Throws Made: 6 vs. St. Bonaventure (11/17/23), vs. Missouri (1/26/21)
Free Throws Attempted: 7 vs. Missouri (1/26/21)
Rebounds: 10 vs. Missouri (2/14/23)
Assists: 5 vs. South Carolina (2/14/24)
Blocks: 5 (four times)
Steals: 4 at South Carolina (1/4/22)
Minutes Played: 29 vs. Ole Miss (2/6/21)
Double-Figure Games: 5
20-Point Games: None
10-Rebound Games: 1
5-Block Games: 4
Double-Doubles: None
Dunks: 101

CAREER HONORS

- 2022-23 CSC Academic All-District Team
- 2023 NABC Honors Court
- 2021-22 SEC Community Service Team
- Two-Time SEC Academic Honor Roll (2021-22 and 2022-23)
- 2020-21 First-Year SEC Academic Honor Roll

2023-24 GAME-BY-GAME STATISTICS

Opponent	GS	Min.	FG-A	3FG-A	FT-A	O-D-T	PF	A	TO	BLK	STL	PTS
vs. Baylor	14	2-3	0-0	1-3	2-2-4	4	4	0	5	1	5	
SE Louisiana	16	3-3	0-0	0-0	2-2-4	3	0	0	1	0	6	
vs. Notre Dame	15	1-2	0-0	0-0	1-0-1	2	1	4	1	2	2	
vs. St. Bonaventure	16	1-2	0-0	6-6	2-2-4	3	2	0	0	0	8	
Alabama A&M	17	3-5	0-0	0-0	5-4-9	0	2	3	2	1	6	
Virginia Tech	12	0-0	0-0	2-5	0-0-0	1	2	0	0	0	2	
at App State	13	2-3	0-0	0-0	3-1-4	3	0	1	0	0	4	
vs. Indiana	17	1-2	0-0	0-0	4-4-8	1	0	0	0	1	2	
vs. UNC Asheville	18	3-6	0-0	0-0	1-0-1	2	0	0	1	0	6	
USC	17	4-5	0-1	3-4	2-3-5	3	2	0	2	3	11	
Alabama State	16	2-2	0-0	0-0	0-1-1	1	0	0	2	1	4	
Chattanooga	18	3-5	0-0	1-2	4-5-9	1	1	1	3	1	7	
Penn	9	3-3	0-0	0-0	1-2-3	4	0	0	0	0	6	
at Arkansas	13	3-3	0-0	0-2	3-5-8	3	0	0	2	0	6	
Texas A&M	12	3-3	0-0	0-0	1-4-5	2	2	0	0	1	6	
LSU	17	1-2	0-0	3-4	3-3-6	2	3	1	5	1	5	
at Vanderbilt	15	4-7	0-0	4-4	3-3-6	1	0	1	2	1	12	
Ole Miss	18	5-6	0-0	2-2	2-1-3	1	3	4	0	1	12	
at Alabama	14	1-2	0-0	0-0	2-1-3	3	1	1	3	1	2	
at Mississippi St.	6	0-0	0-0	0-0	0-0-0	4	0	0	1	0	0	
Vanderbilt	13	0-2	-1	0-2	0-3-3	2	0	0	0	1	0	
at Ole Miss	14	0-1	0-0	0-0	1-1-2	0	1	0	2	1	0	
Alabama	13	1-1	0-0	2-2	0-3-3	4	0	0	3	0	4	
at Florida	11	2-2	0-0	0-1	4-0-4	3	1	2	0	0	4	
South Carolina	15	2-3	0-0	4-4	0-0-0	4	5	0	4	0	8	
Kentucky	8	2-2	0-0	0-3	1-0-1	1	1	1	0	0	4	
at Georgia	24	2-3	1-2	0-0	0-3-3	3	2	1	1	0	5	
at Tennessee	7	0-2	0-0	0-0	1-0-1	3	1	0	0	1	0	
Mississippi State	15	3-3	0-0	0-1	2-3-5	1	1	0	2	1	6	
at Missouri												
Georgia												

CARDWELL'S CAREER STATISTICS

SEASON	TEAM	GP-GS	MIN/AVG	Field Goals		3-Point		F-Throws		Rebounds				Scoring						
				FG-FGA	FG%	3FG-3FGA	3FG%	FT-FTA	FT%	OFF	DEF	TOT	AVG	PF-FO	A	TO	BLK	STL	PTS	AVG
2020-21	AUB	27-0	409/15.1	43-61	.705	1-1	1.000	16-28	.571	49	49	98	3.6	57-1	13	41	17	12	103	3.8
2021-22	AUB	34-0	394/11.6	49-71	.690	0-1	.000	4-10	.400	53	49	102	3.0	60-0	18	9	42	18	102	3.0
2022-23	AUB	32-1	428/13.4	56-75	.747	0-1	.000	7-22	.318	54	66	120	3.8	64-0	35	20	43	9	119	3.7
2023-24	AUB	29-1	419/14.5	57-83	.687	1-4	.250	28-45	.622	50	56	106	3.7	65-0	33	20	42	18	143	4.9
TOTAL		122-2	1650/13.5	205-290	.707	2-7	.286	55-105	.524	206	220	426	3.5	246-1	99	90	144	57	467	3.8

2023-24 OVERALL STATISTICS

Game Records

Record	Overall	Home	Away	Neutral
ALL GAMES	22-7	14-1	4-5	4-1
CONFERENCE	11-5	7-1	4-4	0-0
NON-CONFERENCE	11-2	7-0	0-1	4-1

Score by Periods

Team	1st	2nd	OT	TOT
Auburn	1180	1215	0	2395
Opponents	898	1075	0	1973

Team Box Score

No.	Player	Total			3-Point		F-Throw		Rebounds				Other Stats									
		GP-GS	MIN	AVG	FG-FGA	FG%	3FG-3FGA	3FG%	FT-FTA	FT%	OFF	DEF	TOT	AVG	PF	DQ	A	TO	BLK	STL	PTS	AVG
4	BROOME, Johni	29-28	721:26	24.9	183-332	.551	24-64	.375	84-142	.592	73	175	248	8.6	69	2	58	46	66	28	474	16.3
2	WILLIAMS, Jaylin	28-27	674:45	24.1	127-222	.572	30-75	.400	75-90	.833	34	94	128	4.6	45	0	56	31	14	22	359	12.8
10	BAKER-MAZARA, Chad	29-3	632:45	21.8	87-190	.458	33-77	.429	90-103	.874	27	79	106	3.7	72	1	68	34	14	32	297	10.2
12	JONES, Denver	29-27	621:40	21.4	72-176	.409	38-97	.392	57-63	.905	16	41	57	2.0	30	0	38	25	2	19	239	8.2
1	HOLLOWAY, Aden	29-20	588:23	20.3	71-226	.314	49-156	.314	37-49	.755	6	36	42	1.4	37	0	79	25	1	11	228	7.9
0	JOHNSON, K.D.	29-1	519:07	17.9	67-173	.387	23-80	.288	58-73	.795	8	41	49	1.7	72	2	38	25	7	37	215	7.4
3	DONALDSON, Tre	29-10	550:08	19.0	73-152	.480	19-53	.358	26-31	.839	11	60	71	2.4	34	0	96	41	0	24	191	6.6
44	CARDWELL, Dylan	29-1	419:18	14.5	57-83	.687	1-4	.250	28-45	.622	50	56	106	3.7	65	0	33	20	42	18	143	4.9
31	JOHNSON, Chaney	29-2	442:22	15.3	51-102	.500	7-28	.250	19-28	.679	26	76	102	3.5	67	1	18	26	12	16	128	4.4
5	MOORE, Chris	28-26	378:12	13.5	19-52	.365	3-19	.158	16-21	.762	22	21	43	1.5	28	0	21	15	10	10	57	2.0
24	BERMAN, Lior	28-0	180:29	6.4	16-36	.444	6-17	.353	10-15	.667	12	20	32	1.1	20	0	7	5	1	2	48	1.7
21	MUSCHALEK, Blake	11-0	16:40	1.5	0-3	.000	0-0	.000	8-13	.615	0	1	1	0.1	0	0	1	1	0	1	8	0.7
23	SCOTT, Addarin	13-0	20:17	1.6	2-2	1.000	0-0	.000	2-2	1.000	2	3	5	0.4	4	0	1	2	3	0	6	0.5
55	HARPER, Jalen	10-0	14:46	1.5	1-8	.125	0-2	.000	0-0	.000	0	0	0	0.0	2	0	1	0	0	0	2	0.2
42	ALEXANDER, Haston	1-0	01:31	1.5	0-0	.000	0-0	.000	0-0	.000	0	1	1	1.0	1	0	0	0	0	0	0	0.0
20	SOBERA, Carter	12-0	18:12	1.5	0-2	.000	0-0	.000	0-0	.000	1	4	5	0.4	0	0	0	0	0	0	0	0.0
Team											46	60	106					10				
Total		29	5800		826-1759	.470	233-672	.347	510-675	.756	334	768	1102	38.0	546	6	515	306	172	220	2395	82.6
Opponents		29	5800		651-1678	.388	177-581	.305	494-666	.742	327	667	994	34.3	553	13	284	381	92	188	1973	68.0

Team Statistics

	AUB	OPP
Scoring	2395	1973
Points per game	82.6	68.0
Scoring margin	+14.6	-
Field goals-att	826-1759	651-1678
Field goal pct	.470	.388
3 point fg-att	233-672	177-581
3-point FG pct	.347	.305
3-pt FG made per game	8.0	6.1
Free throws-att	510-675	494-666
Free throw pct	.756	.742
F-Throws made per game	17.6	17.0
Rebounds	1102	994
Rebounds per game	38.0	34.3
Rebounding margin	+3.7	-
Assists	515	284
Assists per game	17.8	9.8
Turnovers	306	381
Turnovers per game	10.6	13.1
Turnover margin	+2.6	-
Assist/turnover ratio	1.7	0.7
Steals	220	188
Steals per game	7.6	6.5
Blocks	172	92
Blocks per game	5.9	3.2
Winning streak	1	-
Home win streak	1	-
Attendance	136815	109494
Home games-Avg/Game	15-9121	9-12166
Neutral site-Avg/Game	-	5-5716

Team Results

Date	Opponent		Score	Att.
11/07/2023	vs Baylor	L	82-88	3028
11/10/2023	Southeastern La.	W	86-71	9121
11/16/2023	vs Notre Dame	W	83-59	5524
11/17/2023	vs St. Bonaventure	W	77-60	4849
11/21/2023	Alabama A&M	W	84-54	9121
11/29/2023	Virginia Tech	W	74-57	9121
12/03/2023	at App State	L	64-69	7037
12/09/2023	vs Indiana	W	104-76	8623
12/13/2023	vs UNC Asheville	W	87-62	6556
12/17/2023	Southern California	W	91-75	9121
12/22/2023	Alabama St.	W	82-62	9121
12/30/2023	Chattanooga	W	101-66	9121
01/02/2024	Penn	W	88-68	9121
01/06/2024	at Arkansas	W	83-51	19200
01/09/2024	Texas A&M	W	66-55	9121
01/13/2024	LSU	W	93-78	9121
01/17/2024	at Vanderbilt	W	80-65	7099
01/20/2024	Ole Miss	W	82-59	9121
01/24/2024	at Alabama	L	75-79	13474
01/27/2024	at Mississippi St.	L	58-64	9175
01/31/2024	Vanderbilt	W	81-54	9121
02/03/2024	at Ole Miss	W	91-77	9631
02/07/2024	Alabama	W	99-81	9121
02/10/2024	at Florida	L	65-81	10808
02/14/2024	South Carolina	W	101-61	9121
02/17/2024	Kentucky	L	59-70	9121
02/24/2024	at Georgia	W	97-76	10523
02/28/2024	at Tennessee	L	84-92	22547
03/02/2024	Mississippi St.	W	78-63	9121

2023-24 CONFERENCE STATISTICS

Game Records

Record	Overall	Home	Away	Neutral
ALL GAMES	11-5	7-1	4-4	0-0
CONFERENCE	11-5	7-1	4-4	0-0
NON-CONFERENCE	0-0	0-0	0-0	0-0

Score by Periods

Team	1st	2nd	OT	TOT
Auburn	612	680	0	1292
Opponents	523	583	0	1106

Team Box Score

No.	Player	Total			3-Point		F-Throw		Rebounds				Other Stats									
		GP-GS	MIN	AVG	FG-FGA	FG%	3FG-3FGA	3FG%	FT-FTA	FT%	OFF	DEF	TOT	AVG	PF	DQ	A	TO	BLK	STL	PTS	AVG
4	BROOME, Johni	16-16	422:18	26.4	104-192	.542	17-38	.447	44-71	.620	39	96	135	8.4	37	1	37	24	40	18	269	16.8
2	WILLIAMS, Jaylin	15-14	389:36	26.0	71-126	.563	18-43	.419	50-58	.862	15	49	64	4.3	27	0	30	17	6	10	210	14.0
10	BAKER-MAZARA, Chad	16-3	379:26	23.7	52-111	.468	21-44	.477	53-61	.869	14	50	64	4.0	47	1	42	27	9	21	178	11.1
12	JONES, Denver	16-15	353:38	22.1	42-100	.420	22-52	.423	29-33	.879	9	15	24	1.5	18	0	16	11	2	12	135	8.4
0	JOHNSON, K.D.	16-1	302:11	18.9	35-98	.357	11-42	.262	35-44	.795	3	21	24	1.5	39	1	20	16	4	21	116	7.3
3	DONALDSON, Tre	16-7	311:44	19.5	36-78	.462	7-23	.304	14-17	.824	4	34	38	2.4	20	0	51	23	0	15	93	5.8
1	HOLLOWAY, Aden	16-9	298:42	18.7	29-103	.282	19-74	.257	14-20	.700	4	21	25	1.6	19	0	28	12	0	7	91	5.7
31	JOHNSON, Chaney	16-2	231:14	14.5	30-54	.556	5-17	.294	11-15	.733	8	42	50	3.1	35	0	9	13	6	6	76	4.8
44	CARDWELL, Dylan	16-0	219:30	13.7	29-42	.690	1-3	.333	15-25	.600	23	30	53	3.3	37	0	21	11	26	8	74	4.6
24	BERMAN, Lior	16-0	98:49	6.2	11-22	.500	4-10	.400	6-7	.857	5	11	16	1.0	12	0	5	4	0	2	32	2.0
23	SCOTT, Addarin	5-0	08:33	1.7	2-2	1.000	0-0	.000	0-0	.000	0	1	1	0.2	3	0	1	1	2	0	4	0.8
5	MOORE, Chris	15-13	163:38	10.9	4-21	.190	2-9	.222	1-2	.500	11	8	19	1.3	11	0	6	6	4	6	11	0.7
55	HARPER, Jalen	4-0	06:54	1.7	1-3	.333	0-0	.000	0-0	.000	0	0	0	0.0	1	0	1	0	0	0	2	0.5
21	MUSCHALEK, Blake	4-0	06:54	1.7	0-0	.000	0-0	.000	1-2	.500	0	1	1	0.3	0	0	1	1	0	0	1	0.3
20	SOBERA, Carter	4-0	06:54	1.7	0-1	.000	0-0	.000	0-0	.000	1	3	4	1.0	0	0	0	0	0	0	0	0.0
Team											32	29	61					6				
Total		16	3200		446-953	.468	127-355	.358	273-355	.769	168	411	579	36.2	306	3	268	172	99	126	1292	80.8
Opponents		16	3200		361-931	.388	97-314	.309	287-388	.740	198	371	569	35.6	304	5	154	204	59	105	1106	69.1

Team Statistics

	AUB	OPP
Scoring	1292	1106
Points per game	80.8	69.1
Scoring margin	+11.6	-
Field goals-att	446-953	361-931
Field goal pct	.468	.388
3 point fg-att	127-355	97-314
3-point FG pct	.358	.309
3-pt FG made per game	7.9	6.1
Free throws-att	273-355	287-388
Free throw pct	.769	.740
F-Throws made per game	17.1	17.9
Rebounds	579	569
Rebounds per game	36.2	35.6
Rebounding margin	+0.6	-
Assists	268	154
Assists per game	16.8	9.6
Turnovers	172	204
Turnovers per game	10.8	12.8
Turnover margin	+2.0	-
Assist/turnover ratio	1.6	0.8
Steals	126	105
Steals per game	7.9	6.6
Blocks	99	59
Blocks per game	6.2	3.7
Winning streak	1	-
Home win streak	1	-
Attendance	72968	102457
Home games-Avg/Game	8-9121	8-12807
Neutral site-Avg/Game	-	0-0

Team Results

Date	Opponent		Score	Att.
01/06/2024	at Arkansas	W	83-51	19200
01/09/2024	Texas A&M	W	66-55	9121
01/13/2024	LSU	W	93-78	9121
01/17/2024	at Vanderbilt	W	80-65	7099
01/20/2024	Ole Miss	W	82-59	9121
01/24/2024	at Alabama	L	75-79	13474
01/27/2024	at Mississippi St.	L	58-64	9175
01/31/2024	Vanderbilt	W	81-54	9121
02/03/2024	at Ole Miss	W	91-77	9631
02/07/2024	Alabama	W	99-81	9121
02/10/2024	at Florida	L	65-81	10808
02/14/2024	South Carolina	W	101-61	9121
02/17/2024	Kentucky	L	59-70	9121
02/24/2024	at Georgia	W	97-76	10523
02/28/2024	at Tennessee	L	84-92	22547
03/02/2024	Mississippi St.	W	78-63	9121

TEAM AND OPPONENT SUPERLATIVES

AUBURN GAME HIGHS

Auburn - Game Highs

POINTS	104	vs Indiana (N) (12/09/2023)
	101	South Carolina (02/14/2024)
	101	Chattanooga (12/30/2023)
	99	Alabama (02/07/2024)
	97	at Georgia (02/24/2024)
FIELD GOALS MADE	37	Chattanooga (12/30/2023)
	36	at Georgia (02/24/2024)
	36	South Carolina (02/14/2024)
FIELD GOAL ATTEMPTS	72	vs Indiana (N) (12/09/2023)
	70	at Arkansas (01/06/2024)
	70	Southeastern La. (11/10/2023)
FIELD GOAL PERCENTAGE	.621 (36-58)	at Georgia (02/24/2024)
	.610 (36-59)	South Carolina (02/14/2024)
3 PT FG MADE	14	at Georgia (02/24/2024)
	14	vs Indiana (N) (12/09/2023)
3 PT FG ATTEMPTS	35	Penn (01/02/2024)
	32	Southeastern La. (11/10/2023)
3 PT FG PERCENTAGE	.600 (12-20)	South Carolina (02/14/2024)
	.538 (14-26)	at Georgia (02/24/2024)
FREE THROWS MADE	40	Alabama (02/07/2024)
	27	LSU (01/13/2024)
FREE THROW ATTEMPTS	50	Alabama (02/07/2024)
	36	Virginia Tech (11/29/2023)
	36	Alabama A&M (11/21/2023)
FREE THROW PERCENTAGE	.909 (10-11)	Ole Miss (01/20/2024)
	.895 (17-19)	South Carolina (02/14/2024)
REBOUNDS	48	at App State (12/03/2023)
	48	Alabama A&M (11/21/2023)
ASSISTS	25	at Ole Miss (02/03/2024)
	25	vs Indiana (N) (12/09/2023)
STEALS	15	LSU (01/13/2024)
	13	Alabama (02/07/2024)
BLOCKED SHOTS	12	Alabama (02/07/2024)
	10	at Alabama (01/24/2024)
	10	vs Baylor (N) (11/07/2023)
TURNOVERS	18	Alabama St. (12/22/2023)
	16	at Tennessee (02/28/2024)
	16	Ole Miss (01/20/2024)
FOULS	32	vs Baylor (N) (11/07/2023)
	28	Alabama (02/07/2024)

OPPONENT GAME HIGHS

Opponent - Game Highs

POINTS	92	at Tennessee (02/28/2024)
	88	vs Baylor (N) (11/07/2023)
	81	at Florida (02/10/2024)
	81	Alabama (02/07/2024)
	79	at Alabama (01/24/2024)
FIELD GOALS MADE	28	at Tennessee (02/28/2024)
	28	at Ole Miss (02/03/2024)
FIELD GOAL ATTEMPTS	68	at Alabama (01/24/2024)
	67	at Florida (02/10/2024)
FIELD GOAL PERCENTAGE	.509 (28-55)	at Tennessee (02/28/2024)
	.452 (28-62)	at Ole Miss (02/03/2024)
3 PT FG MADE	11	at Alabama (01/24/2024)
	11	Chattanooga (12/30/2023)
3 PT FG ATTEMPTS	33	Chattanooga (12/30/2023)
	30	at Alabama (01/24/2024)
3 PT FG PERCENTAGE	.529 (9-17)	at Tennessee (02/28/2024)
	.474 (9-19)	vs Baylor (N) (11/07/2023)
FREE THROWS MADE	28	Alabama (02/07/2024)
	27	at Tennessee (02/28/2024)
	27	vs Baylor (N) (11/07/2023)
FREE THROW ATTEMPTS	35	at Tennessee (02/28/2024)
	35	Alabama (02/07/2024)
FREE THROW PERCENTAGE	.875 (14-16)	Alabama St. (12/22/2023)
	.846 (11-13)	vs St. Bonaventure (N) (11/17/2023)
REBOUNDS	46	at Alabama (01/24/2024)
	45	at Mississippi St. (01/27/2024)
ASSISTS	20	at Ole Miss (02/03/2024)
	16	Chattanooga (12/30/2023)
STEALS	14	Alabama St. (12/22/2023)
	11	Texas A&M (01/09/2024)
BLOCKED SHOTS	7	at Florida (02/10/2024)
	6	at Ole Miss (02/03/2024)
TURNOVERS	21	Virginia Tech (11/29/2023)
	19	Texas A&M (01/09/2024)
FOULS	33	Alabama (02/07/2024)
	26	Alabama A&M (11/21/2023)

AUBURN GAME LOWS

Auburn - Game Lows

POINTS	58	at Mississippi St. (01/27/2024)
	59	Kentucky (02/17/2024)
	64	at App State (12/03/2023)
	65	at Florida (02/10/2024)
	66	Texas A&M (01/09/2024)
FIELD GOALS MADE	17	Kentucky (02/17/2024)
	19	at Mississippi St. (01/27/2024)
FIELD GOAL ATTEMPTS	51	Texas A&M (01/09/2024)
	52	vs St. Bonaventure (N) (11/17/2023)
FIELD GOAL PERCENTAGE	.309 (17-55)	Kentucky (02/17/2024)
	.339 (19-56)	at Mississippi St. (01/27/2024)
3 PT FG MADE	2	Virginia Tech (11/29/2023)
	3	at Florida (02/10/2024)
	3	at App State (12/03/2023)
3 PT FG ATTEMPTS	16	Virginia Tech (11/29/2023)
	17	at Florida (02/10/2024)
3 PT FG PERCENTAGE	.111 (3-27)	at App State (12/03/2023)
	.125 (2-16)	Virginia Tech (11/29/2023)
FREE THROWS MADE	8	at Arkansas (01/06/2024)
	9	at Ole Miss (02/03/2024)
	9	at App State (12/03/2023)
FREE THROW ATTEMPTS	11	Ole Miss (01/20/2024)
	11	at Arkansas (01/06/2024)
FREE THROW PERCENTAGE	.474 (9-19)	at App State (12/03/2023)
	.538 (14-26)	at Florida (02/10/2024)
REBOUNDS	29	South Carolina (02/14/2024)
	29	Ole Miss (01/20/2024)
ASSISTS	10	at Florida (02/10/2024)
	11	Kentucky (02/17/2024)
	11	at Alabama (01/24/2024)
STEALS	1	at Florida (02/10/2024)
	3	at Georgia (02/24/2024)
	3	at App State (12/03/2023)
BLOCKED SHOTS	2	at Florida (02/10/2024)
	2	at App State (12/03/2023)
TURNOVERS	3	vs Indiana (N) (12/09/2023)
	5	Alabama (02/07/2024)
FOULS	11	Penn (01/02/2024)
	13	Alabama St. (12/22/2023)

OPPONENT GAME LOWS

Opponent - Game Lows

POINTS	51	at Arkansas (01/06/2024)
	54	Vanderbilt (01/31/2024)
	54	Alabama A&M (11/21/2023)
	55	Texas A&M (01/09/2024)
	57	Virginia Tech (11/29/2023)
FIELD GOALS MADE	14	Virginia Tech (11/29/2023)
	15	Vanderbilt (01/31/2024)
FIELD GOAL ATTEMPTS	51	vs UNC Asheville (N) (12/13/2023)
	51	at App State (12/03/2023)
	51	Virginia Tech (11/29/2023)
FIELD GOAL PERCENTAGE	.268 (15-56)	Vanderbilt (01/31/2024)
	.275 (14-51)	Virginia Tech (11/29/2023)
3 PT FG MADE	2	vs Notre Dame (N) (11/16/2023)
	3	at Georgia (02/24/2024)
	3	South Carolina (02/14/2024)
	3	Texas A&M (01/09/2024)
	3	Alabama A&M (11/21/2023)
	3	vs St. Bonaventure (N) (11/17/2023)
3 PT FG ATTEMPTS	13	Kentucky (02/17/2024)
	14	at Georgia (02/24/2024)
	14	Southeastern La. (11/10/2023)
3 PT FG PERCENTAGE	.077 (2-26)	vs Notre Dame (N) (11/16/2023)
	.125 (3-24)	vs St. Bonaventure (N) (11/17/2023)
FREE THROWS MADE	8	at Arkansas (01/06/2024)
	8	Penn (01/02/2024)
FREE THROW ATTEMPTS	13	vs St. Bonaventure (N) (11/17/2023)
	14	Penn (01/02/2024)
FREE THROW PERCENTAGE	.500 (9-18)	at Mississippi St. (01/27/2024)
	.500 (9-18)	vs UNC Asheville (N) (12/13/2023)
REBOUNDS	23	Chattanooga (12/30/2023)
	24	at Georgia (02/24/2024)
ASSISTS	4	at Vanderbilt (01/17/2024)
	5	at Georgia (02/24/2024)
	5	South Carolina (02/14/2024)
STEALS	2	Alabama (02/07/2024)
	2	vs Indiana (N) (12/09/2023)
BLOCKED SHOTS	1	vs UNC Asheville (N) (12/13/2023)
	1	vs St. Bonaventure (N) (11/17/2023)
	1	Southeastern La. (11/10/2023)
TURNOVERS	6	at Georgia (02/24/2024)
	7	at Florida (02/10/2024)
	7	at App State (12/03/2023)
FOULS	9	vs UNC Asheville (N) (12/13/2023)
	11	at Arkansas (01/06/2024)

TEAM AND INDIVIDUAL SUPERLATIVES

AUBURN INDIVIDUAL HIGHS

Auburn - Individual Game Highs

POINTS	30	Johni Broome vs Virginia Tech (11/29/2023)
	26	Jaylin Williams vs Alabama (02/07/2024)
	25	Chad Baker-Mazara at Georgia (02/24/2024)
	25	Johni Broome at Alabama (01/24/2024)
	24	Johni Broome vs Alabama (02/07/2024)
	24	Johni Broome vs Penn (01/02/2024)
	24	Aden Holloway vs Indiana (N) (12/09/2023)
	24	Jaylin Williams vs Indiana (N) (12/09/2023)
FIELD GOALS MADE	11	Johni Broome at Alabama (01/24/2024)
	11	Johni Broome vs Virginia Tech (11/29/2023)
FIELD GOAL ATTEMPTS	19	Johni Broome vs Virginia Tech (11/29/2023)
	17	Johni Broome at Alabama (01/24/2024)
FIELD GOAL PERCENTAGE (min 5 made)	1.000 (9-9)	Jaylin Williams vs Chattanooga (12/30/2023)
	1.000 (7-7)	Jaylin Williams at Vanderbilt (01/17/2024)
3 PT FG MADE	5	Aden Holloway at Georgia (02/24/2024)
	5	Jaylin Williams vs South Carolina (02/14/2024)
	5	Aden Holloway vs Indiana (N) (12/09/2023)
3 PT FG ATTEMPTS	10	Aden Holloway vs LSU (01/13/2024)
	8	Aden Holloway at Georgia (02/24/2024)
	8	Denver Jones vs Vanderbilt (01/31/2024)
	8	Aden Holloway vs Chattanooga (12/30/2023)
	8	Aden Holloway vs Indiana (N) (12/09/2023)
	8	Aden Holloway vs Southeastern La. (11/10/2023)
	8	Aden Holloway vs Baylor (N) (11/07/2023)
3 PT FG PERCENTAGE (min 2 made)	1.000 (3-3)	Chad Baker-Mazara vs UNC Asheville (N) (12/13/2023)
	1.000 (3-3)	Denver Jones vs St. Bonaventure (N) (11/17/2023)
	1.000 (2-2)	Chaney Johnson vs Mississippi St. (03/02/2024)
	1.000 (2-2)	Chad Baker-Mazara vs South Carolina (02/14/2024)
	1.000 (2-2)	Johni Broome vs Vanderbilt (01/31/2024)
	1.000 (2-2)	Jaylin Williams at Vanderbilt (01/17/2024)
	1.000 (2-2)	Jaylin Williams vs LSU (01/13/2024)
	1.000 (2-2)	Jaylin Williams vs Chattanooga (12/30/2023)
	1.000 (2-2)	K.D. Johnson vs Chattanooga (12/30/2023)
	1.000 (2-2)	Denver Jones vs Southern California (12/17/2023)
FREE THROWS MADE	9	Chad Baker-Mazara vs Kentucky (02/17/2024)
	9	Johni Broome vs Alabama (02/07/2024)
	9	Jaylin Williams vs Alabama (02/07/2024)
FREE THROW ATTEMPTS	13	Johni Broome vs Virginia Tech (11/29/2023)
	11	Johni Broome vs Alabama (02/07/2024)
	11	Chad Baker-Mazara vs Alabama (02/07/2024)
	11	Johni Broome vs St. Bonaventure (N) (11/17/2023)
FREE THROW PERCENTAGE (min 3 made)	1.000 (9-9)	Chad Baker-Mazara vs Kentucky (02/17/2024)
	1.000 (8-8)	Jaylin Williams vs Mississippi St. (03/02/2024)
	1.000 (7-7)	Chad Baker-Mazara at Georgia (02/24/2024)
	1.000 (6-6)	Chad Baker-Mazara vs LSU (01/13/2024)
	1.000 (6-6)	K.D. Johnson vs LSU (01/13/2024)
	1.000 (6-6)	Jaylin Williams vs Alabama St. (12/22/2023)
	1.000 (6-6)	Denver Jones vs Southern California (12/17/2023)
	1.000 (6-6)	Denver Jones vs Virginia Tech (11/29/2023)
	1.000 (6-6)	Dylan Cardwell vs St. Bonaventure (N) (11/17/2023)
	1.000 (5-5)	K.D. Johnson at Tennessee (02/28/2024)
	1.000 (5-5)	Jaylin Williams at Vanderbilt (01/17/2024)
	1.000 (5-5)	Jaylin Williams vs Texas A&M (01/09/2024)
	1.000 (5-5)	Aden Holloway vs Indiana (N) (12/09/2023)
	1.000 (5-5)	Chad Baker-Mazara vs Virginia Tech (11/29/2023)
	1.000 (4-4)	Denver Jones at Tennessee (02/28/2024)
	1.000 (4-4)	Johni Broome vs Kentucky (02/17/2024)
	1.000 (4-4)	K.D. Johnson vs South Carolina (02/14/2024)
	1.000 (4-4)	Dylan Cardwell vs South Carolina (02/14/2024)
	1.000 (4-4)	Chad Baker-Mazara at Florida (02/10/2024)
	1.000 (4-4)	Tre Donaldson vs Alabama (02/07/2024)
REBOUNDS	14	Johni Broome at Alabama (01/24/2024)
	13	Johni Broome at Georgia (02/24/2024)
	13	Johni Broome vs Alabama St. (12/22/2023)
	13	Johni Broome at App State (12/03/2023)
	13	Johni Broome vs Virginia Tech (11/29/2023)
ASSISTS	7	Johni Broome at Ole Miss (02/03/2024)
	7	Jaylin Williams vs Indiana (N) (12/09/2023)
STEALS	5	Chad Baker-Mazara vs LSU (01/13/2024)
	4	K.D. Johnson vs UNC Asheville (N) (12/13/2023)
BLOCKED SHOTS	5	Johni Broome vs Alabama (02/07/2024)
	5	Johni Broome vs Vanderbilt (01/31/2024)
	5	Johni Broome at Alabama (01/24/2024)
	5	Dylan Cardwell vs LSU (01/13/2024)
	5	Dylan Cardwell vs Baylor (N) (11/07/2023)
TURNOVERS	4	Chad Baker-Mazara vs Mississippi St. (03/02/2024)
	4	Chaney Johnson at Tennessee (02/28/2024)
	4	Chad Baker-Mazara at Tennessee (02/28/2024)
	4	Tre Donaldson vs Vanderbilt (01/31/2024)
	4	Johni Broome vs Ole Miss (01/20/2024)
	4	Dylan Cardwell vs Ole Miss (01/20/2024)
	4	Johni Broome vs Alabama St. (12/22/2023)
	4	Dylan Cardwell vs Notre Dame (N) (11/16/2023)
	4	Tre Donaldson vs Baylor (N) (11/07/2023)
FOULS	6	K.D. Johnson vs Virginia Tech (11/29/2023)
	6	Johni Broome vs Baylor (N) (11/07/2023)

OPPONENT INDIVIDUAL HIGHS

Opponent - Individual Game Highs

POINTS	39	Dalton Knecht at Tennessee (02/28/2024)
	28	Ja'Kobe Walter vs Baylor (N) (11/07/2023)
	25	Mark Sears vs Alabama (02/07/2024)
	24	Roger McFarlane vs Southeastern La. (11/10/2023)
	23	Josh Hubbard vs Mississippi St. (03/02/2024)
	23	Drew Pember vs UNC Asheville (N) (12/13/2023)
FIELD GOALS MADE	12	Dalton Knecht at Tennessee (02/28/2024)
	9	Mark Sears at Alabama (01/24/2024)
	9	Roger McFarlane vs Southeastern La. (11/10/2023)
FIELD GOAL ATTEMPTS	23	Roger McFarlane vs Southeastern La. (11/10/2023)
	21	Dalton Knecht at Tennessee (02/28/2024)
	21	Mark Sears at Alabama (01/24/2024)
FIELD GOAL PERCENTAGE (min 5 made)	.875 (7-8)	Chad Venning vs St. Bonaventure (N) (11/17/2023)
	.857 (6-7)	Moussa Cisse at Ole Miss (02/03/2024)
3 PT FG MADE	6	Josh Hubbard vs Mississippi St. (03/02/2024)
	5	Dalton Knecht at Tennessee (02/28/2024)
	5	Rylan Griffen at Alabama (01/24/2024)
3 PT FG ATTEMPTS	11	Josh Hubbard vs Mississippi St. (03/02/2024)
	10	Rylan Griffen at Alabama (01/24/2024)
3 PT FG PERCENTAGE (min 2 made)	1.000 (3-3)	Zakai Zeigler at Tennessee (02/28/2024)
	.750 (3-4)	Jaydon Young vs Virginia Tech (11/29/2023)
FREE THROWS MADE	12	Mark Sears vs Alabama (02/07/2024)
	10	Dalton Knecht at Tennessee (02/28/2024)
	10	Ja'Kobe Walter vs Baylor (N) (11/07/2023)
FREE THROW ATTEMPTS	13	Mark Sears vs Alabama (02/07/2024)
	12	Dalton Knecht at Tennessee (02/28/2024)
	12	Zakai Zeigler at Tennessee (02/28/2024)
	12	Grant Nelson vs Alabama (02/07/2024)
FREE THROW PERCENTAGE (min 3 made)	1.000 (10-10)	Ja'Kobe Walter vs Baylor (N) (11/07/2023)
	1.000 (7-7)	Jordan Wright vs LSU (01/13/2024)
	1.000 (7-7)	Trae Hannibal vs LSU (01/13/2024)
	1.000 (6-6)	Adou Thiero vs Kentucky (02/17/2024)
	1.000 (6-6)	D.J. Wagner vs Kentucky (02/17/2024)
	1.000 (6-6)	Jaemyn Brakefield at Ole Miss (02/03/2024)
	1.000 (6-6)	Jason Rivera-Torres at Vanderbilt (01/17/2024)
	1.000 (5-5)	Riley Kugel at Florida (02/10/2024)
	1.000 (4-4)	Jordan Gainey at Tennessee (02/28/2024)
	1.000 (4-4)	Jabri Abdur-Rahim at Georgia (02/24/2024)
	1.000 (4-4)	Meechie Johnson vs South Carolina (02/14/2024)
	1.000 (4-4)	Zyon Pullin at Florida (02/10/2024)
	1.000 (4-4)	Allen Flanigan vs Ole Miss (01/20/2024)
	1.000 (4-4)	Wade Taylor IV vs Texas A&M (01/09/2024)
	1.000 (4-4)	Trey Bonham vs Chattanooga (12/30/2023)
	1.000 (4-4)	Mackenzie Mgbako vs Indiana (N) (12/09/2023)
	1.000 (4-4)	Terence Harcum at App State (12/03/2023)
	1.000 (4-4)	Nick Caldwell vs Southeastern La. (11/10/2023)
	1.000 (3-3)	Mark Sears at Alabama (01/24/2024)
	1.000 (3-3)	Henry Coleman III vs Texas A&M (01/09/2024)
REBOUNDS	13	Anderson Garcia vs Texas A&M (01/09/2024)
	12	Ven-Allen Lubin vs Vanderbilt (01/31/2024)
	12	D.J. Jeffries at Mississippi St. (01/27/2024)
ASSISTS	9	Zakai Zeigler at Tennessee (02/28/2024)
	8	Mark Sears at Alabama (01/24/2024)
STEALS	5	Reed Sheppard vs Kentucky (02/17/2024)
	4	Silas Demary Jr. at Georgia (02/24/2024)
	4	Jason Rivera-Torres at Vanderbilt (01/17/2024)
	4	Anderson Garcia vs Texas A&M (01/09/2024)
BLOCKED SHOTS	5	Micah Handlogten at Florida (02/10/2024)
	4	Josiah-Jordan James at Tennessee (02/28/2024)
	4	Moussa Cisse at Ole Miss (02/03/2024)
TURNOVERS	7	Henry Coleman III vs Texas A&M (01/09/2024)
	7	Sean Pedulla vs Virginia Tech (11/29/2023)
	7	Rayl Dennis vs Baylor (N) (11/07/2023)
FOULS	5	Jonas Aidoo at Tennessee (02/28/2024)
	5	Justin Edwards vs Kentucky (02/17/2024)
	5	Grant Nelson vs Alabama (02/07/2024)
	5	Aaron Estrada vs Alabama (02/07/2024)
	5	Evan Taylor vs Vanderbilt (01/31/2024)
	5	Vincent Iwuchukwu vs Southern California (12/17/2023)
	5	Isaiah Collier vs Southern California (12/17/2023)
	5	Justin Abson at App State (12/03/2023)
	5	Mekhi Long vs Virginia Tech (11/29/2023)
	5	Robbie Beran vs Virginia Tech (11/29/2023)
	5	Chad Venning vs St. Bonaventure (N) (11/17/2023)
	5	Noel Brown vs St. Bonaventure (N) (11/17/2023)
	5	Alec Woodard vs Southeastern La. (11/10/2023)

MISCELLANEOUS STATISTICS

AUBURN'S RECORD IN BRUCE PEARL ERA

Overall (On-Court)	22-7	209-118
Home	14-1	126-32
Away	4-5	46-66
Neutral	4-1	38-20
Conference (On-Court)	11-5	95-83
Home	6-1	59-29
Away	4-3	35-53
Non-Conference (On-Court)	11-2	109-35
Home	7-0	62-3
Away	0-1	9-12
Neutral	4-1	37-20
Overtime	0-0	12-6
Ranked opponents	3-3	21-29
Unranked opponents	19-4	176-89
Wearing white uniforms	15-1	124-42
Wearing navy uniforms	4-3	43-52
Wearing orange uniforms	3-3	30-24
Leading at half	21-1	153-25
Trailing at half	1-4	39-87
Tied at half	0-1	5-5
Leading with 5:00 remaining in second half	22-1	175-7
Trailing with 5:00 remaining in second half	0-5	20-106
Tied with 5:00 remaining in second half	0-1	4-5
Has more rebounds than opponent	14-1	124-28
Has fewer rebounds than opponent	6-5	69-51
Same rebounds as opponent	2-1	4-9
Commits more turnovers than opponent	3-4	46-72
Causes more turnovers than opponent	17-3	134-48
Same turnovers as opponent	2-0	17-8
Has more FT attempts than opponent	11-1	132-43
Has fewer FT attempts than opponent	11-5	63-71
Same FT attempts as opponent	0-1	3-4
Shoots 40% or better from field	20-4	167-53
Shoots less than 40% from field	2-3	30-65
Opponent shoots 40% or better from field	7-6	112-102
Opponent shoots less than 40% from field	15-1	85-16
Shoots better than opponent	22-3	148-22
Opponent shoots better	0-4	47-95
Same FG percentage	0-0	2-1
Auburn bench outscored opponent's bench	22-6	131-43
Opponent's bench outscored Auburn bench	0-1	63-70
Same points off the bench	0-0	2-6
Auburn scores 100 or more	3-0	12-1
Auburn scores between 90-99	5-0	31-2
Auburn scores between 80-89	10-2	75-19
Auburn scores between 70-79	3-1	55-26
Auburn scores between 60-69	1-2	20-41
Auburn scores less than 60	0-2	3-29
Opponent scores 100 or more	0-0	0-5
Opponent scores between 90-99	0-1	3-18
Opponent scores between 80-89	1-2	21-38
Opponent scores between 70-79	6-2	64-33
Opponent scores between 60-69	8-2	68-19
Opponent scores less than 60	7-0	40-5
On Sunday	1-1	7-4
On Monday	0-0	6-5
On Tuesday	3-1	37-24
On Wednesday	6-2	42-26
On Thursday	1-0	12-3
On Friday	3-0	26-6
On Saturday	8-3	67-50
In November	5-1	46-10
In December	5-1	47-14
In January	7-2	48-33
In February	4-3	32-43
In March	1-0	24-17
In April	0-0	0-1
Five-plus players score in double-figures	4-1	45-10
Four players score in double figures	11-0	74-21
Three players score in double figures	5-3	54-47
Two players score in double figures	2-3	24-32
One player scores in double figures	0-0	1-8

MISCELLANEOUS

Largest margin of victory	40 vs. South Carolina (2/14/24)
Smallest margin of victory	11 vs. Texas A&M (1/9/24)
Largest margin of defeat	16 at Florida (2/10/24)
Smallest margin of defeat	4 at Alabama (1/24/24)
Biggest rebound margin	+23 vs. Chattanooga (12/30/23)
Biggest rebound deficit	-15 at Mississippi State (1/27/24)
Average margin of victory/defeat	+21.7/-8.0
Largest halftime lead	+34 (49-15) vs. Alabama A&M (11/21/23)
Largest halftime lead blown	+9 (43-34) vs. Baylor (11/7/23)
Largest halftime deficit	-16 (42-26) at Florida (2/10/24)
Largest halftime deficit overcome to win	-9 (44-35) at Ole Miss (2/3/24)
Largest overall lead	43 vs. Alabama A&M, 2nd Half (11/21/23)
Largest overall lead blown	9 vs. Baylor, 1st Half (11/7/23)
Largest overall deficit	-29 at Florida, 2nd Half (2/10/24)
Largest deficit overcome to win	-13 at Ole Miss (2/3/24)

TEAM EXTREMES

Most points scored	104 vs. Indiana (12/9/23)
Fewest points scored	58 at Mississippi State (1/27/24)
Most rebounds	48 at Appalachian St. (12/3/23), vs. Alabama A&M (11/21/23)
Fewest rebounds	29 vs. South Carolina (2/14/24), vs. Ole Miss (1/20/24)
Most assists	25 at Ole Miss (2/3/24), vs. Indiana (12/9/23)
Fewest assists	9 at Florida (2/10/24)
Most turnovers	18 vs. Alabama State (12/22/23)
Fewest turnovers	3 vs. Indiana (12/9/23) - tied school single-game record
Most steals	15 vs. LSU (1/13/24)
Fewest steals	1 at Florida (2/10/24)
Most blocks	12 vs. Alabama (2/7/24)
Fewest blocks	2 at Florida (2/10/24), at Appalachian State (12/3/23)
Best shooting percentage	.621 (36-58) at Georgia (2/24/24)
Worst shooting percentage	.309 (17-55) vs. Kentucky (2/17/24)
Best 3-pt. percentage	.600 (12-20) vs. South Carolina (2/14/24)
Worst 3-pt. percentage	.111 (3-27) at Appalachian State (12/3/23)
Best FT percentage	.909 (10-11) vs. Ole Miss (1/20/24)
Worst FT percentage	.474 (9-19) at Appalachian State (12/3/23)
Most points (1st half)	55 vs. Alabama (2/7/24)
Fewest points (1st half)	21 at Mississippi State (1/27/24)
Most points (2nd half)	56 at Ole Miss (2/3/24)
Fewest points (2nd half)	29 vs. St. Bonaventure (11/17/23)
Most points (OT)	
Fewest points (OT)	

STARTING LINEUPS

Record when starting lineup is:

Donaldson, Jones, Moore, J. Williams, Broome	5-3
Holloway, Jones, Moore, J. Williams, Broome	14-2
Holloway, Jones, Baker-Mazara, C. Johnson, Broome	2-1
Holloway, Donaldson, Moore, J. Williams, Cardwell	1-0
Donaldson, K. Johnson, Moore, J. Williams, Broome	0-1

Record when starts (Career):

Johni Broome	21-7 (83-38)
Jaylin Williams	21-6 (53-33)
Chaney Johnson	1-1 (50-18)
Denver Jones	21-6 (38-23)
Chris Moore	20-6 (32-9)
K.D. Johnson	0-1 (25-7)
Aden Holloway	17-3 (17-3)
Chad Baker-Mazara	2-1 (9-7)
Tre Donaldson	6-4 (6-4)
Dylan Cardwell	1-0 (2-0)

2023-24 BOX SCORES

GAME 1 | #20/17 BAYLOR 88, AUBURN 82

Official Basketball Box Score - Final Auburn at Baylor 11/07/23 Sanford Pentagon, Sioux Falls 2023-24 Men's Basketball Officials: Doug Simons, Pat Adams, Terry Ojlesky													Game Time: 8:00 PM Game Duration: 2:25 Attendance: 3,028																																																																																																																																																																																																																																																																										
<table border="1" style="width: 100%; border-collapse: collapse;"> <thead> <tr> <th rowspan="2">NO. Name</th> <th rowspan="2">Min</th> <th colspan="2">FG</th> <th colspan="2">3P</th> <th colspan="2">FT</th> <th colspan="2">Rebounds</th> <th colspan="2">Fouls</th> <th rowspan="2">TP</th> <th rowspan="2">AS</th> <th rowspan="2">TO</th> <th rowspan="2">ST</th> <th colspan="2">Blocks</th> <th rowspan="2">+/-</th> </tr> <tr> <th>M-A</th> <th>M-A</th> <th>M-A</th> <th>M-A</th> <th>OR</th> <th>DR</th> <th>OR</th> <th>DR</th> <th>PF</th> <th>FD</th> <th>BS</th> <th>BA</th> </tr> </thead> <tbody> <tr> <td>2 Jaylin Williams</td> <td>F 26:31</td> <td>2-6</td> <td>0-1</td> <td>0-0</td> <td>2-4</td> <td>6-6</td> <td>1-1</td> <td>4-4</td> <td>1-2</td> <td>0-0</td> <td>2-1</td> <td>1-0</td> <td>2-0</td> <td>1-1</td> <td>0-0</td> <td>0-0</td> <td>0-0</td> <td>-9</td> </tr> <tr> <td>4 Johni Broome</td> <td>F 25:25</td> <td>4-10</td> <td>2-3</td> <td>6-10</td> <td>5-6</td> <td>11-6</td> <td>7-7</td> <td>16-2</td> <td>1-0</td> <td>0-1</td> <td>0-1</td> <td>1-0</td> <td>1-0</td> <td>1-1</td> <td>0-0</td> <td>0-0</td> <td>-9</td> </tr> <tr> <td>5 Chris Moore</td> <td>F 23:04</td> <td>2-4</td> <td>0-0</td> <td>0-0</td> <td>0-0</td> <td>2-2</td> <td>4-4</td> <td>2-4</td> <td>1-0</td> <td>0-0</td> <td>2-1</td> <td>1-0</td> <td>2-1</td> <td>0-0</td> <td>0-0</td> <td>0-0</td> <td>-11</td> </tr> <tr> <td>3 Tre Donaldson</td> <td>G 13:56</td> <td>2-3</td> <td>0-1</td> <td>2-2</td> <td>0-0</td> <td>3-3</td> <td>4-1</td> <td>6-1</td> <td>1-1</td> <td>4-0</td> <td>0-0</td> <td>0-0</td> <td>0-0</td> <td>0-0</td> <td>0-0</td> <td>0-0</td> <td>3</td> </tr> <tr> <td>12 Denver Jones</td> <td>G 23:50</td> <td>4-10</td> <td>3-5</td> <td>2-2</td> <td>0-0</td> <td>1-1</td> <td>2-2</td> <td>13-2</td> <td>2-2</td> <td>1-1</td> <td>0-0</td> <td>1-4</td> <td>0-0</td> <td>0-0</td> <td>0-0</td> <td>0-0</td> <td>4</td> </tr> <tr> <td>0 K.D. Johnson</td> <td>B 16:10</td> <td>3-5</td> <td>0-1</td> <td>0-0</td> <td>0-0</td> <td>0-0</td> <td>4-0</td> <td>6-6</td> <td>0-1</td> <td>1-0</td> <td>0-0</td> <td>0-0</td> <td>1-0</td> <td>0-0</td> <td>0-0</td> <td>0-0</td> <td>-10</td> </tr> <tr> <td>1 Aden Holloway</td> <td>26:04</td> <td>6-15</td> <td>4-8</td> <td>3-5</td> <td>0-0</td> <td>3-3</td> <td>0-0</td> <td>3-19</td> <td>6-3</td> <td>0-0</td> <td>1-1</td> <td>1-9</td> <td>0-0</td> <td>0-0</td> <td>0-0</td> <td>0-0</td> <td>-9</td> </tr> <tr> <td>10 Chad Baker-Mazara</td> <td>12:17</td> <td>2-4</td> <td>0-0</td> <td>3-3</td> <td>2-0</td> <td>2-4</td> <td>3-7</td> <td>0-0</td> <td>1-2</td> <td>0-0</td> <td>0-0</td> <td>0-0</td> <td>0-0</td> <td>0-0</td> <td>0-0</td> <td>0-0</td> <td>3</td> </tr> <tr> <td>31 Chaney Johnson</td> <td>13:45</td> <td>1-3</td> <td>0-0</td> <td>0-0</td> <td>1-2</td> <td>3-3</td> <td>2-0</td> <td>2-1</td> <td>0-0</td> <td>0-0</td> <td>0-0</td> <td>0-0</td> <td>1-0</td> <td>0-0</td> <td>0-0</td> <td>0-0</td> <td>1</td> </tr> <tr> <td>44 Dylan Cardwell</td> <td>14:19</td> <td>2-3</td> <td>0-0</td> <td>1-3</td> <td>2-2</td> <td>4-4</td> <td>2-5</td> <td>4-4</td> <td>0-1</td> <td>1-0</td> <td>1-0</td> <td>5-0</td> <td>0-0</td> <td>0-0</td> <td>0-0</td> <td>0-0</td> <td>5</td> </tr> <tr> <td>24 Lior Berman</td> <td>04:39</td> <td>0-0</td> <td>0-0</td> <td>0-0</td> <td>0-0</td> <td>0-0</td> <td>1-0</td> <td>0-0</td> <td>0-0</td> <td>0-0</td> <td>0-0</td> <td>0-0</td> <td>0-0</td> <td>0-0</td> <td>0-0</td> <td>0-0</td> <td>2</td> </tr> <tr> <td>Team</td> <td></td> <td></td> <td></td> <td></td> <td>2</td> <td>1</td> <td>3</td> <td></td> <td>0</td> <td></td> <td>1</td> <td></td> <td></td> <td></td> <td></td> <td></td> <td></td> <td></td> </tr> <tr> <td>Totals</td> <td></td> <td>28-63</td> <td>9-19</td> <td>17-25</td> <td>14</td> <td>24</td> <td>38</td> <td>32</td> <td>21</td> <td>82</td> <td>18</td> <td>15</td> <td>5</td> <td>10</td> <td>4</td> <td>0</td> <td>-6</td> </tr> </tbody> </table>													NO. Name	Min	FG		3P		FT		Rebounds		Fouls		TP	AS	TO	ST	Blocks		+/-	M-A	M-A	M-A	M-A	OR	DR	OR	DR	PF	FD	BS	BA	2 Jaylin Williams	F 26:31	2-6	0-1	0-0	2-4	6-6	1-1	4-4	1-2	0-0	2-1	1-0	2-0	1-1	0-0	0-0	0-0	-9	4 Johni Broome	F 25:25	4-10	2-3	6-10	5-6	11-6	7-7	16-2	1-0	0-1	0-1	1-0	1-0	1-1	0-0	0-0	-9	5 Chris Moore	F 23:04	2-4	0-0	0-0	0-0	2-2	4-4	2-4	1-0	0-0	2-1	1-0	2-1	0-0	0-0	0-0	-11	3 Tre Donaldson	G 13:56	2-3	0-1	2-2	0-0	3-3	4-1	6-1	1-1	4-0	0-0	0-0	0-0	0-0	0-0	0-0	3	12 Denver Jones	G 23:50	4-10	3-5	2-2	0-0	1-1	2-2	13-2	2-2	1-1	0-0	1-4	0-0	0-0	0-0	0-0	4	0 K.D. Johnson	B 16:10	3-5	0-1	0-0	0-0	0-0	4-0	6-6	0-1	1-0	0-0	0-0	1-0	0-0	0-0	0-0	-10	1 Aden Holloway	26:04	6-15	4-8	3-5	0-0	3-3	0-0	3-19	6-3	0-0	1-1	1-9	0-0	0-0	0-0	0-0	-9	10 Chad Baker-Mazara	12:17	2-4	0-0	3-3	2-0	2-4	3-7	0-0	1-2	0-0	0-0	0-0	0-0	0-0	0-0	0-0	3	31 Chaney Johnson	13:45	1-3	0-0	0-0	1-2	3-3	2-0	2-1	0-0	0-0	0-0	0-0	1-0	0-0	0-0	0-0	1	44 Dylan Cardwell	14:19	2-3	0-0	1-3	2-2	4-4	2-5	4-4	0-1	1-0	1-0	5-0	0-0	0-0	0-0	0-0	5	24 Lior Berman	04:39	0-0	0-0	0-0	0-0	0-0	1-0	0-0	0-0	0-0	0-0	0-0	0-0	0-0	0-0	0-0	2	Team					2	1	3		0		1								Totals		28-63	9-19	17-25	14	24	38	32	21	82	18	15	5	10	4	0	-6
NO. Name	Min	FG		3P		FT		Rebounds		Fouls		TP			AS	TO	ST	Blocks		+/-																																																																																																																																																																																																																																																																			
		M-A	M-A	M-A	M-A	OR	DR	OR	DR	PF	FD		BS	BA																																																																																																																																																																																																																																																																									
2 Jaylin Williams	F 26:31	2-6	0-1	0-0	2-4	6-6	1-1	4-4	1-2	0-0	2-1	1-0	2-0	1-1	0-0	0-0	0-0	-9																																																																																																																																																																																																																																																																					
4 Johni Broome	F 25:25	4-10	2-3	6-10	5-6	11-6	7-7	16-2	1-0	0-1	0-1	1-0	1-0	1-1	0-0	0-0	-9																																																																																																																																																																																																																																																																						
5 Chris Moore	F 23:04	2-4	0-0	0-0	0-0	2-2	4-4	2-4	1-0	0-0	2-1	1-0	2-1	0-0	0-0	0-0	-11																																																																																																																																																																																																																																																																						
3 Tre Donaldson	G 13:56	2-3	0-1	2-2	0-0	3-3	4-1	6-1	1-1	4-0	0-0	0-0	0-0	0-0	0-0	0-0	3																																																																																																																																																																																																																																																																						
12 Denver Jones	G 23:50	4-10	3-5	2-2	0-0	1-1	2-2	13-2	2-2	1-1	0-0	1-4	0-0	0-0	0-0	0-0	4																																																																																																																																																																																																																																																																						
0 K.D. Johnson	B 16:10	3-5	0-1	0-0	0-0	0-0	4-0	6-6	0-1	1-0	0-0	0-0	1-0	0-0	0-0	0-0	-10																																																																																																																																																																																																																																																																						
1 Aden Holloway	26:04	6-15	4-8	3-5	0-0	3-3	0-0	3-19	6-3	0-0	1-1	1-9	0-0	0-0	0-0	0-0	-9																																																																																																																																																																																																																																																																						
10 Chad Baker-Mazara	12:17	2-4	0-0	3-3	2-0	2-4	3-7	0-0	1-2	0-0	0-0	0-0	0-0	0-0	0-0	0-0	3																																																																																																																																																																																																																																																																						
31 Chaney Johnson	13:45	1-3	0-0	0-0	1-2	3-3	2-0	2-1	0-0	0-0	0-0	0-0	1-0	0-0	0-0	0-0	1																																																																																																																																																																																																																																																																						
44 Dylan Cardwell	14:19	2-3	0-0	1-3	2-2	4-4	2-5	4-4	0-1	1-0	1-0	5-0	0-0	0-0	0-0	0-0	5																																																																																																																																																																																																																																																																						
24 Lior Berman	04:39	0-0	0-0	0-0	0-0	0-0	1-0	0-0	0-0	0-0	0-0	0-0	0-0	0-0	0-0	0-0	2																																																																																																																																																																																																																																																																						
Team					2	1	3		0		1																																																																																																																																																																																																																																																																												
Totals		28-63	9-19	17-25	14	24	38	32	21	82	18	15	5	10	4	0	-6																																																																																																																																																																																																																																																																						
Shooting By Period 1st FG% 15-30 50.0% 3PT% 3-6 50.0% FT% 10-13 76.9% 2nd FG% 13-33 39.4% 3PT% 6-13 46.2% FT% 7-12 58.3% GM FG% 28-63 44.4% 3PT% 9-19 47.4% FT% 17-25 68.0% Dead Ball Rebounds: 3, 1																																																																																																																																																																																																																																																																																							
Technical Fouls: Broome 2 nd 0:27																																																																																																																																																																																																																																																																																							

GAME 2 | AUBURN 86, SOUTHEASTERN LOUISIANA 71

Official Basketball Box Score - Final Southeastern La. at Auburn 11/10/23 Neville Arena, Auburn 2023-24 Men's Basketball Officials: Mike Nance, Garrick Shannon, Hunter Allen													Game Time: 7:00 PM Game Duration: 2:04 Attendance: 9,121																																																																																																																																																																																																																																																						
<table border="1" style="width: 100%; border-collapse: collapse;"> <thead> <tr> <th rowspan="2">NO. Name</th> <th rowspan="2">Min</th> <th colspan="2">FG</th> <th colspan="2">3P</th> <th colspan="2">FT</th> <th colspan="2">Rebounds</th> <th colspan="2">Fouls</th> <th rowspan="2">TP</th> <th rowspan="2">AS</th> <th rowspan="2">TO</th> <th rowspan="2">ST</th> <th colspan="2">Blocks</th> <th rowspan="2">+/-</th> </tr> <tr> <th>M-A</th> <th>M-A</th> <th>M-A</th> <th>M-A</th> <th>OR</th> <th>DR</th> <th>OR</th> <th>DR</th> <th>PF</th> <th>FD</th> <th>BS</th> <th>BA</th> </tr> </thead> <tbody> <tr> <td>15 Brody Rowbury</td> <td>F 35:17</td> <td>2-5</td> <td>0-0</td> <td>5-8</td> <td>1-4</td> <td>5-5</td> <td>1-7</td> <td>9-1</td> <td>0-0</td> <td>2-0</td> <td>1-1</td> <td>0-0</td> <td>0-0</td> <td>0-0</td> <td>0-0</td> <td>0-0</td> <td>0-0</td> <td>-6</td> </tr> <tr> <td>22 Nick Caldwell</td> <td>F 18:57</td> <td>3-6</td> <td>0-1</td> <td>4-4</td> <td>3-3</td> <td>6-6</td> <td>4-2</td> <td>10-0</td> <td>0-0</td> <td>0-0</td> <td>0-0</td> <td>0-0</td> <td>0-0</td> <td>0-0</td> <td>0-0</td> <td>0-0</td> <td>-6</td> </tr> <tr> <td>1 Avery Wilson</td> <td>G 23:44</td> <td>2-4</td> <td>0-0</td> <td>0-0</td> <td>0-1</td> <td>1-1</td> <td>4-4</td> <td>4-1</td> <td>1-0</td> <td>1-0</td> <td>1-0</td> <td>0-0</td> <td>0-0</td> <td>0-0</td> <td>0-0</td> <td>0-0</td> <td>-6</td> </tr> <tr> <td>2 Roscoe Eastmond</td> <td>G 35:05</td> <td>5-15</td> <td>1-2</td> <td>4-6</td> <td>2-2</td> <td>4-2</td> <td>2-3</td> <td>15-2</td> <td>3-1</td> <td>0-2</td> <td>2-15</td> <td>0-0</td> <td>0-0</td> <td>0-0</td> <td>0-0</td> <td>0-0</td> <td>-15</td> </tr> <tr> <td>3 Roger McFarlane</td> <td>G 35:20</td> <td>9-23</td> <td>4-7</td> <td>2-2</td> <td>2-9</td> <td>11-11</td> <td>1-1</td> <td>24-0</td> <td>1-0</td> <td>1-0</td> <td>0-3</td> <td>1-17</td> <td>0-0</td> <td>0-0</td> <td>0-0</td> <td>0-0</td> <td>-17</td> </tr> <tr> <td>8 Carlos Paez</td> <td>F 14:34</td> <td>1-3</td> <td>0-1</td> <td>0-0</td> <td>0-1</td> <td>1-1</td> <td>3-1</td> <td>2-2</td> <td>2-1</td> <td>1-0</td> <td>0-1</td> <td>0-0</td> <td>0-0</td> <td>0-0</td> <td>0-0</td> <td>0-0</td> <td>-6</td> </tr> <tr> <td>20 Alec Woodard</td> <td>22:01</td> <td>3-5</td> <td>0-1</td> <td>0-0</td> <td>2-1</td> <td>3-5</td> <td>5-2</td> <td>6-0</td> <td>0-0</td> <td>1-1</td> <td>0-0</td> <td>0-0</td> <td>0-0</td> <td>0-0</td> <td>0-0</td> <td>0-0</td> <td>-7</td> </tr> <tr> <td>13 Dylan Canoville</td> <td>03:35</td> <td>0-0</td> <td>0-0</td> <td>0-0</td> <td>0-0</td> <td>0-0</td> <td>0-0</td> <td>0-0</td> <td>0-0</td> <td>0-0</td> <td>0-0</td> <td>0-0</td> <td>0-0</td> <td>0-0</td> <td>0-0</td> <td>0-0</td> <td>-7</td> </tr> <tr> <td>11 Anthony Bittar</td> <td>04:48</td> <td>0-0</td> <td>0-0</td> <td>1-2</td> <td>0-0</td> <td>0-0</td> <td>0-1</td> <td>1-0</td> <td>0-0</td> <td>0-0</td> <td>0-0</td> <td>0-0</td> <td>0-0</td> <td>0-0</td> <td>0-0</td> <td>0-0</td> <td>-4</td> </tr> <tr> <td>0 Kam Burton</td> <td>06:39</td> <td>0-2</td> <td>0-2</td> <td>0-0</td> <td>0-0</td> <td>0-0</td> <td>0-1</td> <td>0-0</td> <td>0-0</td> <td>0-0</td> <td>0-0</td> <td>0-0</td> <td>0-0</td> <td>0-0</td> <td>0-0</td> <td>0-0</td> <td>-1</td> </tr> <tr> <td>Team</td> <td></td> <td></td> <td></td> <td></td> <td>0</td> <td>2</td> <td>2</td> <td></td> <td>0</td> <td>2</td> <td></td> <td>0</td> <td></td> <td>0</td> <td></td> <td></td> <td></td> </tr> <tr> <td>Totals</td> <td></td> <td>25-63</td> <td>5-14</td> <td>16-22</td> <td>10</td> <td>23</td> <td>33</td> <td>20</td> <td>19</td> <td>71</td> <td>6</td> <td>9</td> <td>5</td> <td>1</td> <td>7</td> <td>15</td> </tr> </tbody> </table>													NO. Name	Min	FG		3P		FT		Rebounds		Fouls		TP	AS	TO	ST	Blocks		+/-	M-A	M-A	M-A	M-A	OR	DR	OR	DR	PF	FD	BS	BA	15 Brody Rowbury	F 35:17	2-5	0-0	5-8	1-4	5-5	1-7	9-1	0-0	2-0	1-1	0-0	0-0	0-0	0-0	0-0	0-0	-6	22 Nick Caldwell	F 18:57	3-6	0-1	4-4	3-3	6-6	4-2	10-0	0-0	0-0	0-0	0-0	0-0	0-0	0-0	0-0	-6	1 Avery Wilson	G 23:44	2-4	0-0	0-0	0-1	1-1	4-4	4-1	1-0	1-0	1-0	0-0	0-0	0-0	0-0	0-0	-6	2 Roscoe Eastmond	G 35:05	5-15	1-2	4-6	2-2	4-2	2-3	15-2	3-1	0-2	2-15	0-0	0-0	0-0	0-0	0-0	-15	3 Roger McFarlane	G 35:20	9-23	4-7	2-2	2-9	11-11	1-1	24-0	1-0	1-0	0-3	1-17	0-0	0-0	0-0	0-0	-17	8 Carlos Paez	F 14:34	1-3	0-1	0-0	0-1	1-1	3-1	2-2	2-1	1-0	0-1	0-0	0-0	0-0	0-0	0-0	-6	20 Alec Woodard	22:01	3-5	0-1	0-0	2-1	3-5	5-2	6-0	0-0	1-1	0-0	0-0	0-0	0-0	0-0	0-0	-7	13 Dylan Canoville	03:35	0-0	0-0	0-0	0-0	0-0	0-0	0-0	0-0	0-0	0-0	0-0	0-0	0-0	0-0	0-0	-7	11 Anthony Bittar	04:48	0-0	0-0	1-2	0-0	0-0	0-1	1-0	0-0	0-0	0-0	0-0	0-0	0-0	0-0	0-0	-4	0 Kam Burton	06:39	0-2	0-2	0-0	0-0	0-0	0-1	0-0	0-0	0-0	0-0	0-0	0-0	0-0	0-0	0-0	-1	Team					0	2	2		0	2		0		0				Totals		25-63	5-14	16-22	10	23	33	20	19	71	6	9	5	1	7	15
NO. Name	Min	FG		3P		FT		Rebounds		Fouls		TP			AS	TO	ST	Blocks		+/-																																																																																																																																																																																																																																															
		M-A	M-A	M-A	M-A	OR	DR	OR	DR	PF	FD		BS	BA																																																																																																																																																																																																																																																					
15 Brody Rowbury	F 35:17	2-5	0-0	5-8	1-4	5-5	1-7	9-1	0-0	2-0	1-1	0-0	0-0	0-0	0-0	0-0	0-0	-6																																																																																																																																																																																																																																																	
22 Nick Caldwell	F 18:57	3-6	0-1	4-4	3-3	6-6	4-2	10-0	0-0	0-0	0-0	0-0	0-0	0-0	0-0	0-0	-6																																																																																																																																																																																																																																																		
1 Avery Wilson	G 23:44	2-4	0-0	0-0	0-1	1-1	4-4	4-1	1-0	1-0	1-0	0-0	0-0	0-0	0-0	0-0	-6																																																																																																																																																																																																																																																		
2 Roscoe Eastmond	G 35:05	5-15	1-2	4-6	2-2	4-2	2-3	15-2	3-1	0-2	2-15	0-0	0-0	0-0	0-0	0-0	-15																																																																																																																																																																																																																																																		
3 Roger McFarlane	G 35:20	9-23	4-7	2-2	2-9	11-11	1-1	24-0	1-0	1-0	0-3	1-17	0-0	0-0	0-0	0-0	-17																																																																																																																																																																																																																																																		
8 Carlos Paez	F 14:34	1-3	0-1	0-0	0-1	1-1	3-1	2-2	2-1	1-0	0-1	0-0	0-0	0-0	0-0	0-0	-6																																																																																																																																																																																																																																																		
20 Alec Woodard	22:01	3-5	0-1	0-0	2-1	3-5	5-2	6-0	0-0	1-1	0-0	0-0	0-0	0-0	0-0	0-0	-7																																																																																																																																																																																																																																																		
13 Dylan Canoville	03:35	0-0	0-0	0-0	0-0	0-0	0-0	0-0	0-0	0-0	0-0	0-0	0-0	0-0	0-0	0-0	-7																																																																																																																																																																																																																																																		
11 Anthony Bittar	04:48	0-0	0-0	1-2	0-0	0-0	0-1	1-0	0-0	0-0	0-0	0-0	0-0	0-0	0-0	0-0	-4																																																																																																																																																																																																																																																		
0 Kam Burton	06:39	0-2	0-2	0-0	0-0	0-0	0-1	0-0	0-0	0-0	0-0	0-0	0-0	0-0	0-0	0-0	-1																																																																																																																																																																																																																																																		
Team					0	2	2		0	2		0		0																																																																																																																																																																																																																																																					
Totals		25-63	5-14	16-22	10	23	33	20	19	71	6	9	5	1	7	15																																																																																																																																																																																																																																																			
Shooting By Period 1st FG% 9-26 34.6% 3PT% 4-8 50.0% FT% 6-9 66.7% 2nd FG% 16-37 43.2% 3PT% 1-6 16.7% FT% 10-13 76.9% GM FG% 25-63 39.7% 3PT% 5-14 35.7% FT% 16-22 72.7% Dead Ball Rebounds: 3, 4																																																																																																																																																																																																																																																																			
Technical Fouls: NONE																																																																																																																																																																																																																																																																			

Official Basketball Box Score - Final Auburn at Baylor 11/07/23 Sanford Pentagon, Sioux Falls 2023-24 Men's Basketball Officials: Doug Simons, Pat Adams, Terry Ojlesky													Game Time: 8:00 PM Game Duration: 2:25 Attendance: 3,028																																																																																																																																																																																																																																																																								
<table border="1" style="width: 100%; border-collapse: collapse;"> <thead> <tr> <th rowspan="2">NO. Name</th> <th rowspan="2">Min</th> <th colspan="2">FG</th> <th colspan="2">3P</th> <th colspan="2">FT</th> <th colspan="2">Rebounds</th> <th colspan="2">Fouls</th> <th rowspan="2">TP</th> <th rowspan="2">AS</th> <th rowspan="2">TO</th> <th rowspan="2">ST</th> <th colspan="2">Blocks</th> <th rowspan="2">+/-</th> </tr> <tr> <th>M-A</th> <th>M-A</th> <th>M-A</th> <th>M-A</th> <th>OR</th> <th>DR</th> <th>OR</th> <th>DR</th> <th>PF</th> <th>FD</th> <th>BS</th> <th>BA</th> </tr> </thead> <tbody> <tr> <td>11 Jalen Bridges</td> <td>F 31:13</td> <td>4-10</td> <td>2-6</td> <td>3-5</td> <td>1-7</td> <td>8-11</td> <td>4-4</td> <td>13-2</td> <td>0-0</td> <td>2-1</td> <td>1-1</td> <td>1-2</td> <td>0-0</td> <td>0-0</td> <td>0-0</td> <td>0-0</td> <td>0-0</td> <td>12</td> </tr> <tr> <td>23 Jonathan Tchamwa Tchatchoua</td> <td>F 06:33</td> <td>0-0</td> <td>0-0</td> <td>0-0</td> <td>1-0</td> <td>1-1</td> <td>0-0</td> <td>0-0</td> <td>0-0</td> <td>0-0</td> <td>0-0</td> <td>0-0</td> <td>0-0</td> <td>0-0</td> <td>0-0</td> <td>0-0</td> <td>-5</td> </tr> <tr> <td>2 Jayden Nunn</td> <td>G 28:58</td> <td>1-8</td> <td>0-1</td> <td>5-6</td> <td>2-4</td> <td>6-6</td> <td>3-5</td> <td>7-3</td> <td>0-0</td> <td>3-1</td> <td>3-1</td> <td>1-5</td> <td>0-0</td> <td>0-0</td> <td>0-0</td> <td>0-0</td> <td>17</td> </tr> <tr> <td>4 Ja'Kobe Walter</td> <td>G 33:25</td> <td>7-13</td> <td>4-7</td> <td>10-10</td> <td>3-3</td> <td>6-6</td> <td>2-8</td> <td>8-0</td> <td>2-0</td> <td>0-0</td> <td>0-0</td> <td>1-9</td> <td>0-0</td> <td>0-0</td> <td>0-0</td> <td>0-0</td> <td>9</td> </tr> <tr> <td>10 RayJ Dennis</td> <td>G 28:51</td> <td>6-10</td> <td>1-1</td> <td>2-2</td> <td>0-0</td> <td>4-4</td> <td>4-1</td> <td>15-2</td> <td>2-7</td> <td>2-0</td> <td>0-0</td> <td>1-10</td> <td>0-0</td> <td>0-0</td> <td>0-0</td> <td>0-0</td> <td>17</td> </tr> <tr> <td>21 Yves Missi</td> <td>17:41</td> <td>3-5</td> <td>0-0</td> <td>4-6</td> <td>0-0</td> <td>0-0</td> <td>4-8</td> <td>10-0</td> <td>1-1</td> <td>2-2</td> <td>1-1</td> <td>0-0</td> <td>0-0</td> <td>0-0</td> <td>0-0</td> <td>0-0</td> <td>1</td> </tr> <tr> <td>13 Langston Love</td> <td>20:23</td> <td>3-9</td> <td>2-4</td> <td>2-3</td> <td>1-1</td> <td>2-1</td> <td>2-10</td> <td>1-0</td> <td>1-1</td> <td>0-0</td> <td>1-9</td> <td>0-0</td> <td>0-0</td> <td>0-0</td> <td>0-0</td> <td>0-0</td> <td>-9</td> </tr> <tr> <td>15 Josh Ojariwuna</td> <td>15:46</td> <td>1-2</td> <td>0-0</td> <td>1-2</td> <td>3-2</td> <td>5-4</td> <td>2-3</td> <td>1-1</td> <td>2-0</td> <td>0-0</td> <td>0-0</td> <td>0-0</td> <td>0-0</td> <td>0-0</td> <td>0-0</td> <td>0-0</td> <td>-6</td> </tr> <tr> <td>1 Miro Little</td> <td>02:09</td> <td>1-1</td> <td>0-0</td> <td>0-0</td> <td>0-1</td> <td>1-1</td> <td>2-0</td> <td>1-2</td> <td>0-0</td> <td>0-0</td> <td>0-0</td> <td>0-0</td> <td>0-0</td> <td>0-0</td> <td>0-0</td> <td>0-0</td> <td>-3</td> </tr> <tr> <td>12 Dantwan Grimes</td> <td>02:32</td> <td>0-2</td> <td>0-0</td> <td>0-0</td> <td>1-0</td> <td>1-1</td> <td>0-0</td> <td>0-0</td> <td>0-0</td> <td>0-0</td> <td>0-0</td> <td>2-5</td> <td>0-0</td> <td>0-0</td> <td>0-0</td> <td>0-0</td> <td>-5</td> </tr> <tr> <td>33 Caleb Lohner</td> <td>12:29</td> <td>0-0</td> <td>0-0</td> <td>0-0</td> <td>1-2</td> <td>0-0</td> <td>0-0</td> <td>0-0</td> <td>0-0</td> <td>0-0</td> <td>0-0</td> <td>0-0</td> <td>0-0</td> <td>0-0</td> <td>0-0</td> <td>0-0</td> <td>-5</td> </tr> <tr> <td>Team</td> <td></td> <td></td> <td></td> <td></td> <td>1</td> <td>2</td> <td></td> <td>0</td> <td></td> <td>1</td> <td></td> <td></td> <td></td> <td></td> <td></td> <td></td> <td></td> </tr> <tr> <td>Totals</td> <td></td> <td>26-60</td> <td>9-19</td> <td>27-34</td> <td>14</td> <td>24</td> <td>38</td> <td>22</td> <td>31</td> <td>88</td> <td>10</td> <td>15</td> <td>10</td> <td>4</td> <td>10</td> <td>6</td> </tr> </tbody> </table>													NO. Name	Min	FG		3P		FT		Rebounds		Fouls		TP	AS	TO	ST	Blocks		+/-	M-A	M-A	M-A	M-A	OR	DR	OR	DR	PF	FD	BS	BA	11 Jalen Bridges	F 31:13	4-10	2-6	3-5	1-7	8-11	4-4	13-2	0-0	2-1	1-1	1-2	0-0	0-0	0-0	0-0	0-0	12	23 Jonathan Tchamwa Tchatchoua	F 06:33	0-0	0-0	0-0	1-0	1-1	0-0	0-0	0-0	0-0	0-0	0-0	0-0	0-0	0-0	0-0	-5	2 Jayden Nunn	G 28:58	1-8	0-1	5-6	2-4	6-6	3-5	7-3	0-0	3-1	3-1	1-5	0-0	0-0	0-0	0-0	17	4 Ja'Kobe Walter	G 33:25	7-13	4-7	10-10	3-3	6-6	2-8	8-0	2-0	0-0	0-0	1-9	0-0	0-0	0-0	0-0	9	10 RayJ Dennis	G 28:51	6-10	1-1	2-2	0-0	4-4	4-1	15-2	2-7	2-0	0-0	1-10	0-0	0-0	0-0	0-0	17	21 Yves Missi	17:41	3-5	0-0	4-6	0-0	0-0	4-8	10-0	1-1	2-2	1-1	0-0	0-0	0-0	0-0	0-0	1	13 Langston Love	20:23	3-9	2-4	2-3	1-1	2-1	2-10	1-0	1-1	0-0	1-9	0-0	0-0	0-0	0-0	0-0	-9	15 Josh Ojariwuna	15:46	1-2	0-0	1-2	3-2	5-4	2-3	1-1	2-0	0-0	0-0	0-0	0-0	0-0	0-0	0-0	-6	1 Miro Little	02:09	1-1	0-0	0-0	0-1	1-1	2-0	1-2	0-0	0-0	0-0	0-0	0-0	0-0	0-0	0-0	-3	12 Dantwan Grimes	02:32	0-2	0-0	0-0	1-0	1-1	0-0	0-0	0-0	0-0	0-0	2-5	0-0	0-0	0-0	0-0	-5	33 Caleb Lohner	12:29	0-0	0-0	0-0	1-2	0-0	0-0	0-0	0-0	0-0	0-0	0-0	0-0	0-0	0-0	0-0	-5	Team					1	2		0		1								Totals		26-60	9-19	27-34	14	24	38	22	31	88	10	15	10	4	10	6
NO. Name	Min	FG		3P		FT		Rebounds		Fouls		TP			AS	TO	ST	Blocks		+/-																																																																																																																																																																																																																																																																	
		M-A	M-A	M-A	M-A	OR	DR	OR	DR	PF	FD		BS	BA																																																																																																																																																																																																																																																																							
11 Jalen Bridges	F 31:13	4-10	2-6	3-5	1-7	8-11	4-4	13-2	0-0	2-1	1-1	1-2	0-0	0-0	0-0	0-0	0-0	12																																																																																																																																																																																																																																																																			
23 Jonathan Tchamwa Tchatchoua	F 06:33	0-0	0-0	0-0	1-0	1-1	0-0	0-0	0-0	0-0	0-0	0-0	0-0	0-0	0-0	0-0	-5																																																																																																																																																																																																																																																																				
2 Jayden Nunn	G 28:58	1-8	0-1	5-6	2-4	6-6	3-5	7-3	0-0	3-1	3-1	1-5	0-0	0-0	0-0	0-0	17																																																																																																																																																																																																																																																																				
4 Ja'Kobe Walter	G 33:25	7-13	4-7	10-10	3-3	6-6	2-8	8-0	2-0	0-0	0-0	1-9	0-0	0-0	0-0	0-0	9																																																																																																																																																																																																																																																																				
10 RayJ Dennis	G 28:51	6-10	1-1	2-2	0-0	4-4	4-1	15-2	2-7	2-0	0-0	1-10	0-0	0-0	0-0	0-0	17																																																																																																																																																																																																																																																																				
21 Yves Missi	17:41	3-5	0-0	4-6	0-0	0-0	4-8	10-0	1-1	2-2	1-1	0-0	0-0	0-0	0-0	0-0	1																																																																																																																																																																																																																																																																				
13 Langston Love	20:23	3-9	2-4	2-3	1-1	2-1	2-10	1-0	1-1	0-0	1-9	0-0	0-0	0-0	0-0	0-0	-9																																																																																																																																																																																																																																																																				
15 Josh Ojariwuna	15:46	1-2	0-0	1-2	3-2	5-4	2-3	1-1	2-0	0-0	0-0	0-0	0-0	0-0	0-0	0-0	-6																																																																																																																																																																																																																																																																				
1 Miro Little	02:09	1-1	0-0	0-0	0-1	1-1	2-0	1-2	0-0	0-0	0-0	0-0	0-0	0-0	0-0	0-0	-3																																																																																																																																																																																																																																																																				
12 Dantwan Grimes	02:32	0-2	0-0	0-0	1-0	1-1	0-0	0-0	0-0	0-0	0-0	2-5	0-0	0-0	0-0	0-0	-5																																																																																																																																																																																																																																																																				
33 Caleb Lohner	12:29	0-0	0-0	0-0	1-2	0-0	0-0	0-0	0-0	0-0	0-0	0-0	0-0	0-0	0-0	0-0	-5																																																																																																																																																																																																																																																																				
Team					1	2		0		1																																																																																																																																																																																																																																																																											
Totals		26-60	9-19	27-34	14	24	38	22	31	88	10	15	10	4	10	6																																																																																																																																																																																																																																																																					
Shooting By Period 1st FG% 12-32 37.5% 3PT% 4-11 36.4% FT% 6-8 75% 2nd FG% 14-28 50.0% 3PT% 5-8 62.5% FT% 21-26 80.8% GM FG% 26-60 43.3% 3PT% 9-19 47.4% FT% 27-34 79.4% Dead Ball Rebounds: 2, 2																																																																																																																																																																																																																																																																																					
Technical Fouls: Walter 2 nd 0:27																																																																																																																																																																																																																																																																																					

Official Basketball Box Score - Final Southeastern La. at Auburn 11/10/23 Neville Arena, Auburn 2023-24 Men's Basketball Officials: Mike Nance, Garrick Shannon, Hunter Allen													Game Time: 7:00 PM Game Duration: 1:57 Attendance: 4,849																																																																																																																																																																																																																																																																							
<table border="1" style="width: 100%; border-collapse: collapse;"> <thead> <tr> <th rowspan="2">NO. Name</th> <th rowspan="2">Min</th> <th colspan="2">FG</th> <th colspan="2">3P</th> <th colspan="2">FT</th> <th colspan="2">Rebounds</th> <th colspan="2">Fouls</th> <th rowspan="2">TP</th> <th rowspan="2">AS</th> <th rowspan="2">TO</th> <th rowspan="2">ST</th> <th colspan="2">Blocks</th> <th rowspan="2">+/-</th> </tr> <tr> <th>M-A</th> <th>M-A</th> <th>M-A</th> <th>M-A</th> <th>OR</th> <th>DR</th> <th>OR</th> <th>DR</th> <th>PF</th> <th>FD</th> <th>BS</th> <th>BA</th> </tr> </thead> <tbody> <tr> <td>2 Jaylin Williams</td> <td>F 21:28</td> <td>2-7</td> <td>2-5</td> <td>3-4</td> <td>2-1</td> <td>3-3</td> <td>1-3</td> <td>9-2</td> <td>1-1</td> <td>2-0</td> <td>9-9</td> <td>2-1</td> <td>1-2</td> <td>0-0</td> <td>0-0</td> <td>0-0</td> <td>9</td> </tr> <tr> <td>4 Johni Broome</td> <td>F 24:09</td> <td>7-12</td> <td>1-1</td> <td>3-3</td> <td>2-9</td> <td>11-4</td> <td>2-2</td> <td>18-2</td> <td>2-1</td> <td>2-0</td> <td>6-6</td> <td>0-0</td> <td>0-0</td> <td>0-0</td> <td>0-0</td> <td>0-0</td> <td>6</td> </tr> <tr> <td>5 Chris Moore</td> <td>F 12:26</td> <td>1-2</td> <td>0-1</td> <td>0-0</td> <td>1-1</td> <td>2-0</td> <td>0-0</td> <td>1-1</td> <td>0-0</td> <td>1-0</td> <td>1-0</td> <td>0-0</td> <td>0-0</td> <td>0-0</td> <td>0-0</td> <td>0-0</td> <td>11</td> </tr> <tr> <td>3 Tre Donaldson</td> <td>G 17:54</td> <td>1-4</td> <td>1-2</td> <td>0-0</td> <td>0-3</td> <td>3-2</td> <td>1-3</td> <td>4-1</td> <td>0-0</td> <td>0-0</td> <td>-2</td> <td>0-0</td> <td>0-0</td> <td>0-0</td> <td>0-0</td> <td>0-0</td> <td>-2</td> </tr> <tr> <td>12 Denver Jones</td> <td>G 22:19</td> <td>2-5</td> <td>1-3</td> <td>3-4</td> <td>0-2</td> <td>2-2</td> <td>1-2</td> <td>8-4</td> <td>2-0</td> <td>0-0</td> <td>13</td> <td>0-0</td> <td>0-0</td> <td>0-0</td> <td>0-0</td> <td>0-0</td> <td>13</td> </tr> <tr> <td>10 Chad Baker-Mazara</td> <td>23:29</td> <td>3-6</td> <td>1-3</td> <td>5-6</td> <td>0-6</td> <td>6-3</td> <td>4-12</td> <td>1-0</td> <td>1-0</td> <td>0-0</td> <td>5</td> <td>0-0</td> <td>0-0</td> <td>0-0</td> <td>0-0</td> <td>0-0</td> <td>9</td> </tr> <tr> <td>31 Chaney Johnson</td> <td>18:32</td> <td>2-11</td> <td>0-3</td> <td>0-0</td> <td>7-4</td> <td>11-12</td> <td>2-4</td> <td>1-1</td> <td>3-0</td> <td>1-0</td> <td>6</td> <td>0-0</td> <td>0-0</td> <td>0-0</td> <td>0-0</td> <td>0-0</td> <td>17</td> </tr> <tr> <td>0 K.D. Johnson</td> <td>19:24</td> <td>4-9</td> <td>2-5</td> <td>3-3</td> <td>0-2</td> <td>2-2</td> <td>13-3</td> <td>1-1</td> <td>3-0</td> <td>0-0</td> <td>1-9</td> <td>0-0</td> <td>0-0</td> <td>0-0</td> <td>0-0</td> <td>0-0</td> <td>9</td> </tr> <tr> <td>1 Aden Holloway</td> <td>22:06</td> <td>1-10</td> <td>3-8</td> <td>0-0</td> <td>0-0</td> <td>0-0</td> <td>2-11</td> <td>3-0</td> <td>0-0</td> <td>0-0</td> <td>0-0</td> <td>0-0</td> <td>0-0</td> <td>0-0</td> <td>0-0</td> <td>0-0</td> <td>17</td> </tr> <tr> <td>44 Dylan Cardwell</td> <td>15:51</td> <td>3-3</td> <td>0-0</td> <td>0-0</td> <td>2-2</td> <td>4-3</td> <td>2-6</td> <td>1-0</td> <td>0-0</td> <td>0-0</td> <td>1-9</td> <td>0-0</td> <td>0-0</td> <td>0-0</td> <td>0-0</td> <td>0-0</td> <td>9</td> </tr> <tr> <td>24 Lior Berman</td> <td>02:22</td> <td>0-1</td> <td>0-1</td> <td>0-0</td> <td>0-0</td> <td>0-0</td> <td>0-1</td> <td>0-0</td> <td>0-0</td> <td>0-0</td> <td>0-0</td> <td>0-0</td> <td>0-0</td> <td>0-0</td> <td>0-0</td> <td>0-0</td> <td>-8</td> </tr> <tr> <td>Team</td> <td></td> <td></td> <td></td> <td></td> <td>1</td> <td>2</td> <td></td> <td>0</td> <td></td> <td>0</td> <td></td> <td></td> <td></td> <td></td> <td></td> <td></td> <td></td> </tr> <tr> <td>Totals</td> <td></td> <td>29-70</td> <td>11-32</td> <td>17-20</td> <td>15</td> <td>31</td> <td>46</td> <td>19</td> <td>20</td> <td>86</td> <td>21</td> <td>11</td> <td>6</td> <td>7</td> <td>1</td> <td>15</td> </tr> </tbody> </table>													NO. Name	Min	FG		3P		FT		Rebounds		Fouls		TP	AS	TO	ST	Blocks		+/-	M-A	M-A	M-A	M-A	OR	DR	OR	DR	PF	FD	BS	BA	2 Jaylin Williams	F 21:28	2-7	2-5	3-4	2-1	3-3	1-3	9-2	1-1	2-0	9-9	2-1	1-2	0-0	0-0	0-0	9	4 Johni Broome	F 24:09	7-12	1-1	3-3	2-9	11-4	2-2	18-2	2-1	2-0	6-6	0-0	0-0	0-0	0-0	0-0	6	5 Chris Moore	F 12:26	1-2	0-1	0-0	1-1	2-0	0-0	1-1	0-0	1-0	1-0	0-0	0-0	0-0	0-0	0-0	11	3 Tre Donaldson	G 17:54	1-4	1-2	0-0	0-3	3-2	1-3	4-1	0-0	0-0	-2	0-0	0-0	0-0	0-0	0-0	-2	12 Denver Jones	G 22:19	2-5	1-3	3-4	0-2	2-2	1-2	8-4	2-0	0-0	13	0-0	0-0	0-0	0-0	0-0	13	10 Chad Baker-Mazara	23:29	3-6	1-3	5-6	0-6	6-3	4-12	1-0	1-0	0-0	5	0-0	0-0	0-0	0-0	0-0	9	31 Chaney Johnson	18:32	2-11	0-3	0-0	7-4	11-12	2-4	1-1	3-0	1-0	6	0-0	0-0	0-0	0-0	0-0	17	0 K.D. Johnson	19:24	4-9	2-5	3-3	0-2	2-2	13-3	1-1	3-0	0-0	1-9	0-0	0-0	0-0	0-0	0-0	9	1 Aden Holloway	22:06	1-10	3-8	0-0	0-0	0-0	2-11	3-0	0-0	0-0	0-0	0-0	0-0	0-0	0-0	0-0	17	44 Dylan Cardwell	15:51	3-3	0-0	0-0	2-2	4-3	2-6	1-0	0-0	0-0	1-9	0-0	0-0	0-0	0-0	0-0	9	24 Lior Berman	02:22	0-1	0-1	0-0	0-0	0-0	0-1	0-0	0-0	0-0	0-0	0-0	0-0	0-0	0-0	0-0	-8	Team					1	2		0		0								Totals		29-70	11-32	17-20	15	31	46	19	20	86	21	11	6	7	1	15
NO. Name	Min	FG		3P		FT		Rebounds		Fouls		TP			AS	TO	ST	Blocks		+/-																																																																																																																																																																																																																																																																
		M-A	M-A	M-A	M-A	OR	DR	OR	DR	PF	FD		BS	BA																																																																																																																																																																																																																																																																						
2 Jaylin Williams	F 21:28	2-7	2-5	3-4	2-1	3-3	1-3	9-2	1-1	2-0	9-9	2-1	1-2	0-0	0-0	0-0	9																																																																																																																																																																																																																																																																			
4 Johni Broome	F 24:09	7-12	1-1	3-3	2-9	11-4	2-2	18-2	2-1	2-0	6-6	0-0	0-0	0-0	0-0	0-0	6																																																																																																																																																																																																																																																																			
5 Chris Moore	F 12:26	1-2	0-1	0-0	1-1	2-0	0-0	1-1	0-0	1-0	1-0	0-0	0-0	0-0	0-0	0-0	11																																																																																																																																																																																																																																																																			
3 Tre Donaldson	G 17:54	1-4	1-2	0-0	0-3	3-2	1-3	4-1	0-0	0-0	-2	0-0	0-0	0-0	0-0	0-0	-2																																																																																																																																																																																																																																																																			
12 Denver Jones	G 22:19	2-5	1-3	3-4	0-2	2-2	1-2	8-4	2-0	0-0	13	0-0	0-0	0-0	0-0	0-0	13																																																																																																																																																																																																																																																																			
10 Chad Baker-Mazara	23:29	3-6	1-3	5-6	0-6	6-3	4-12	1-0	1-0	0-0	5	0-0	0-0	0-0	0-0	0-0	9																																																																																																																																																																																																																																																																			
31 Chaney Johnson	18:32	2-11	0-3	0-0	7-4	11-12	2-4	1-1	3-0	1-0	6	0-0	0-0	0-0	0-0	0-0	17																																																																																																																																																																																																																																																																			
0 K.D. Johnson	19:24	4-9	2-5	3-3	0-2	2-2	13-3	1-1	3-0	0-0	1-9	0-0	0-0	0-0	0-0	0-0	9																																																																																																																																																																																																																																																																			
1 Aden Holloway	22:06	1-10	3-8	0-0	0-0	0-0	2-11	3-0	0-0	0-0	0-0	0-0	0-0	0-0	0-0	0-0	17																																																																																																																																																																																																																																																																			
44 Dylan Cardwell	15:51	3-3	0-0	0-0	2-2	4-3	2-6	1-0	0-0	0-0	1-9	0-0	0-0	0-0	0-0	0-0	9																																																																																																																																																																																																																																																																			
24 Lior Berman	02:22	0-1	0-1	0-0	0-0	0-0	0-1	0-0	0-0	0-0	0-0	0-0	0-0	0-0	0-0	0-0	-8																																																																																																																																																																																																																																																																			
Team					1	2		0		0																																																																																																																																																																																																																																																																										
Totals		29-70	11-32	17-20	15	31	46	19	20	86	21	11	6	7	1	15																																																																																																																																																																																																																																																																				
Shooting By Period 1st FG% 12-34 35.3% 3PT% 4-14 28.6% FT% 11-12 91.7% 2nd FG% 17-36 47.2% 3PT% 7-18 38.9% FT% 6-8 75% GM FG% 29-70 41.4% 3PT% 11-32 34.4% FT% 17-20 85.0% Dead Ball Rebounds: 2, 0																																																																																																																																																																																																																																																																																				
Technical Fouls: NONE																																																																																																																																																																																																																																																																																				

AUBURN		BAYLOR	
Biggest lead 9 (1 st 0:22) 6 (1 st 12:21)	Points from Turnovers 16 18	Period by Period Scoring 1st 2nd TOT AUBURN 43 39 82 BAYLOR 34 54 88	
Best Scoring Run 7 (1 st 6:16) 11 (2 nd 1:25)	Paint 34 32	Second Chance 12 17	
Lead Changes 6	Fast Breaks 14 9	Bench 39 25	
Times Tied 5	Bench 39 25		
Time with Lead 25:20 11:08	Bench 39 25		

SLU	
------------	--

2023-24 BOX SCORES

GAME 5 | AUBURN 84, ALABAMA A&M 54

NCAA logo, Official Basketball Box Score - Final, Alabama A&M at Auburn, 11/21/23 Neville Arena, Auburn, 2023-24 Men's Basketball, Game Time: 7:00 PM, Game Duration: 2:04, Attendance: 9,121, Officials: Pat Adams, Rob Rorke, Doug Simons

Alabama A&M - 54, Record: 0-3. Box score table with columns: NO., Name, Min, FG, 3P, FT, Rebounds, Fouls, TP, AS, TO, ST, Blocks, +/-, Shooting By Period (1st, 2nd, 3rd, GM, FT), Dead Ball Rebounds: 1, 2

GAME 6 | AUBURN 74, VIRGINIA TECH 57

NCAA logo, Official Basketball Box Score - Final, Virginia Tech at Auburn, 11/23/23 Neville Arena, Auburn, 2023-24 Men's Basketball, Game Time: 8:15 PM, Game Duration: 2:18, Attendance: 9,121, Officials: Don Daly, Bart Lenox, Olanis Poole

Virginia Tech - 57, Record: 5-3. Box score table with columns: NO., Name, Min, FG, 3P, FT, Rebounds, Fouls, TP, AS, TO, ST, Blocks, +/-, Shooting By Period (1st, 2nd, 3rd, GM, FT), Dead Ball Rebounds: 4, 0

Auburn - 84, Record: 4-1. Box score table with columns: NO., Name, Min, FG, 3P, FT, Rebounds, Fouls, TP, AS, TO, ST, Blocks, +/-, Shooting By Period (1st, 2nd, 3rd, GM, FT), Dead Ball Rebounds: 3, 0

Summary statistics for Game 5: Biggest lead, Best Scoring Run, Lead Changes, Times Tied, Time with Lead, Points from Turnovers, Paint, Second Chance, Fast Breaks, Bench, Period by Period Scoring, Technical Fouls: NONE

Auburn - 74, Record: 5-1. Box score table with columns: NO., Name, Min, FG, 3P, FT, Rebounds, Fouls, TP, AS, TO, ST, Blocks, +/-, Shooting By Period (1st, 2nd, 3rd, GM, FT), Dead Ball Rebounds: 6, 1

Summary statistics for Game 6: Biggest lead, Best Scoring Run, Lead Changes, Times Tied, Time with Lead, Points from Turnovers, Paint, Second Chance, Fast Breaks, Bench, Period by Period Scoring, Technical Fouls: Johnson 2nd 5:15

GAME 7 | APPALACHIAN STATE 69, AUBURN 64

NCAA logo, Official Basketball Box Score - Final, Auburn at App State, 12/03/23 Holmes Convocation Center, Boone, 2023-24 Men's Basketball, Game Time: 1:00 PM, Game Duration: 2:12, Attendance: 7,037, Officials: Terry Oglesby, Owen Shortt, Vladimir Voyard-Tadai

Auburn - 64, Record: 5-2. Box score table with columns: NO., Name, Min, FG, 3P, FT, Rebounds, Fouls, TP, AS, TO, ST, Blocks, +/-, Shooting By Period (1st, 2nd, 3rd, GM, FT), Dead Ball Rebounds: 4, 0

App State - 69, Record: 6-2. Box score table with columns: NO., Name, Min, FG, 3P, FT, Rebounds, Fouls, TP, AS, TO, ST, Blocks, +/-, Shooting By Period (1st, 2nd, 3rd, GM, FT), Dead Ball Rebounds: 1, 0

Summary statistics for Game 7: Biggest lead, Best Scoring Run, Lead Changes, Times Tied, Time with Lead, Points from Turnovers, Paint, Second Chance, Fast Breaks, Bench, Period by Period Scoring, Technical Fouls: Harcum 1st 5:00

GAME 8 | AUBURN 104, INDIANA 76

NCAA logo, Official Basketball Box Score - Final, Auburn at Indiana, 12/09/23 State Farm Arena, Atlanta, 2023-24 Men's Basketball, Game Time: 2:00 PM, Game Duration: 2:17, Attendance: 8,623, Officials: Anthony Jordan, Todd Austin, Courtney Green

Auburn - 104, Record: 6-2. Box score table with columns: NO., Name, Min, FG, 3P, FT, Rebounds, Fouls, TP, AS, TO, ST, Blocks, +/-, Shooting By Period (1st, 2nd, 3rd, GM, FT), Dead Ball Rebounds: 2, 0

Indiana - 76, Record: 7-2. Box score table with columns: NO., Name, Min, FG, 3P, FT, Rebounds, Fouls, TP, AS, TO, ST, Blocks, +/-, Shooting By Period (1st, 2nd, 3rd, GM, FT), Dead Ball Rebounds: 3, 0

Summary statistics for Game 8: Biggest lead, Best Scoring Run, Lead Changes, Times Tied, Time with Lead, Points from Turnovers, Paint, Second Chance, Fast Breaks, Bench, Period by Period Scoring, Technical Fouls: NONE

2023-24 BOX SCORES

GAME 9 | AUBURN 87, UNC ASHEVILLE 62



Official Basketball Box Score - Final
UNC Asheville at Auburn
 12/13/23 Von Braun Center, Huntsville
 2023-24 Men's Basketball

Game Time: 7:00 PM
 Game Duration: 1:49
 Attendance: 6,556

Officials: Ron Groover, Lee Cassell, Vlad Voyard-Tadai

UNC Asheville - 62

Record: 5-6

NO. Name	Min	FG		3P		FT		Rebounds		Fouls		TP	AS	TO	ST	Blocks		+/-
		M/A	A/A	M/A	A/A	M/A	A/A	OR	DR	PF	FD					BS	BA	
4 Drew Pember	F 33:21	7-14	3-6	6-8	0 2	2 2	3	23	1	2	2	1	0	0	0	0	0	-17
13 Nick McMullen	F 23:57	5-6	0-0	0-0	0 3	3 4	2	10	1	2	1	0	0	0	0	0	0	-22
1 Jamon Battle	G 29:41	2-5	1-2	1-4	1 4	5 1	2	6	1	0	1	0	2	0	0	0	0	-9
2 Caleb Burgess	G 26:37	1-5	0-1	0-0	0 2	2 2	2	2	6	4	0	0	0	0	0	0	0	-18
3 Josh Banks	G 25:56	1-5	1-2	1-2	0 1	1 2	3	4	2	2	1	0	0	0	0	0	0	-22
5 Fletcher Abee	11:20	1-4	0-1	0-0	0 1	1 0	0	2	0	1	0	0	0	0	0	0	0	-10
0 Trent Stephens	07:02	1-2	1-1	0-2	0 0	0 0	2	3	1	1	0	0	0	0	0	0	0	-8
14 Toyaz Solomon	17:53	2-2	0-0	0-0	1 3	4 0	0	4	0	1	0	0	0	0	0	0	0	-12
10 Davon Cunningham	15:07	3-5	1-1	1-2	1 3	4 0	1	8	1	0	0	0	0	0	0	0	0	-11
12 Evan Johnson	07:35	0-2	0-2	0-0	0 0	0 0	0	0	1	0	1	0	0	0	0	0	0	4
15 Dean Gabrelcik	01:31	0-1	0-1	0-0	0 0	0 0	0	0	0	0	0	0	0	0	0	0	0	0
Totals		23-51	7-17	9-18	4 22	26 9	15	62	14	14	6	1	5	1	0	0	0	-25

Shooting By Period

1st FG%	11-25	44.0%
3PT%	5-9	55.6%
FT%	0-4	0.0%
2nd FG%	12-26	46.2%
3PT%	2-8	25.0%
FT%	9-14	64.3%
GM FG%	23-51	45.1%
3PT%	7-17	41.2%
FT%	9-18	50.0%

Dead Ball Rebounds: 6, 0

Auburn - 87

Record: 7-2

Technical Fouls: NONE

NO. Name	Min	FG		3P		FT		Rebounds		Fouls		TP	AS	TO	ST	Blocks		+/-
		M/A	A/A	M/A	A/A	M/A	A/A	OR	DR	PF	FD					BS	BA	
2 Jaylin Williams	F 18:34	3-6	0-0	2-2	1 3	4 1	1	8	3	2	2	0	0	0	0	0	0	15
4 Johni Broome	F 19:51	2-3	0-1	2-3	2 4	6 1	2	6	3	0	1	1	0	0	0	0	0	18
5 Chris Moore	F 10:13	3-4	0-1	0-0	0 0	0 0	0	6	0	2	0	0	0	0	0	0	0	10
1 Aden Holloway	G 20:41	3-11	1-5	0-0	1 1	2 0	0	0	7	5	1	0	0	0	0	0	0	14
12 Denver Jones	G 23:09	4-8	1-4	0-0	0 5	5 2	0	9	1	2	0	0	0	0	0	0	0	15
10 Chad Baker-Mazara	19:26	3-6	3-3	2-2	1 6	7 0	1	11	1	1	0	1	0	0	0	0	0	15
31 Chaney Johnson	19:55	3-5	0-1	2-2	2 2	4 4	1	8	2	0	0	0	0	0	0	0	0	10
0 K.D. Johnson	15:20	2-4	1-2	1-2	0 3	3 2	1	4	1	2	0	0	0	0	0	0	0	10
3 Tre Donaldson	19:19	6-8	0-2	3-4	0 0	2 3	15	2	1	0	0	0	0	0	0	0	0	11
44 Dylan Cardwell	18:38	3-6	0-0	0-0	1 0	1 2	0	6	0	0	0	0	0	0	0	0	0	7
24 Lior Berman	08:50	2-3	1-2	0-0	0 1	1 1	0	5	0	0	0	0	0	0	0	0	0	0
20 Carter Sobera	01:31	0-0	0-0	0-0	0 0	0 0	0	0	0	0	0	0	0	0	0	0	0	0
21 Blake Muschalek	01:31	0-0	0-0	0-0	0 0	0 0	0	0	0	0	0	0	0	0	0	0	0	0
23 Addarin Scott	01:31	0-0	0-0	0-0	0 0	0 0	0	0	0	0	0	0	0	0	0	0	0	0
42 Haston Alexander	01:31	0-0	0-0	0-0	0 0	0 0	0	0	0	0	0	0	0	0	0	0	0	0
Totals		34-64	7-21	12-15	9 27	36 16	9	87	19	7	9	5	1	0	0	0	0	25

Shooting By Period

1st FG%	15-35	42.9%
3PT%	2-11	18.2%
FT%	7-8	87.5%
2nd FG%	19-29	65.5%
3PT%	5-10	50.0%
FT%	5-7	71.4%
GM FG%	34-64	53.1%
3PT%	7-21	33.3%
FT%	12-15	80.0%

Dead Ball Rebounds: 2, 0

	UNCA	AUB
Biggest lead	2 (1st 10:05)	31 (2nd 6:15)
Best Scoring Run	5 (1st 11:22)	11 (1st 3:10)
Lead Changes	4	4
Times Tied	4	4
Time with Lead	01:31	35:00

Points from	UNCA	AUB
Turnovers	7	17
Paint	28	50
Second Chance	9	11
Fast Breaks	8	23
Bench	17	51

Period by Period Scoring	UNCA	AUB
1st	27	35
2nd	35	62
TOT	62	87

GAME 10 | AUBURN 91, USC 75



Official Basketball Box Score - Final
Southern California at Auburn
 12/17/23 Neville Arena, Auburn
 2023-24 Men's Basketball

Game Time: 12:00 PM
 Game Duration: 2:23
 Attendance: 9,121

Officials: Don Daly, Terry Oglesby, KB Burdett, Jr.

Southern California - 75

Record: 5-5

NO. Name	Min	FG		3P		FT		Rebounds		Fouls		TP	AS	TO	ST	Blocks		+/-
		M/A	A/A	M/A	A/A	M/A	A/A	OR	DR	PF	FD					BS	BA	
3 Vincent Iwuchukwu	F 16:55	1-2	0-0	0-0	1 3	4 5	0	2	0	1	0	0	0	0	0	0	0	0
10 DJ Rodman	F 16:03	0-1	0-0	2-2	1 2	3 1	2	2	1	1	1	0	0	0	0	0	0	-4
0 Kobe Johnson	G 28:13	2-13	0-3	2-2	2 5	7 2	2	6	2	1	0	0	3	0	0	0	0	-22
1 Isaiah Collier	G 18:28	4-8	1-2	4-5	0 0	0 5	13	3	4	0	0	2	0	0	0	0	0	-6
5 Boogie Ellis	G 37:18	7-15	3-7	5-7	1 4	5 2	4	22	3	5	1	0	2	0	0	0	0	-12
24 Joshua Morgan	13:19	0-2	0-0	1-2	2 2	4 3	2	1	0	1	1	0	0	0	0	0	0	-19
6 Bronny James	13:59	1-4	0-2	3-4	0 2	2 1	0	3	5	0	1	0	0	0	0	0	0	-22
22 Arrinten Page	10:25	1-2	1-2	0-0	0 0	0 0	0	0	0	0	0	0	0	0	0	0	0	-14
4 Ozyiah Sellers	18:56	5-7	1-2	2-2	0 0	0 0	1	1	13	0	0	0	0	0	0	0	0	10
30 Harrison Hornery	09:53	0-2	0-1	2-2	0 3	0 2	0	0	0	1	1	0	0	0	0	0	0	1
33 Kijani Wright	16:31	3-4	0-0	0-0	3 3	6 2	0	6	0	0	0	0	0	0	0	0	0	6
Totals		24-60	6-19	21-26	13 25	38 22	21	75	9	15	4	3	7	1	0	0	0	-16

Shooting By Period

1st FG%	10-28	35.7%
3PT%	4-12	33.3%
FT%	11-13	84.6%
2nd FG%	14-32	43.8%
3PT%	2-7	28.6%
FT%	10-13	76.9%
GM FG%	24-60	40.0%
3PT%	6-19	31.6%
FT%	21-26	80.8%

Dead Ball Rebounds: 3, 0

Auburn - 91

Record: 8-2

Technical Fouls: NONE

NO. Name	Min	FG		3P		FT		Rebounds		Fouls		TP	AS	TO	ST	Blocks		+/-
		M/A	A/A	M/A	A/A	M/A	A/A	OR	DR	PF	FD					BS	BA	
2 Jaylin Williams	F 25:42	6-9	2-4	0-1	0 3	3 2	1	14	2	0	0	0	0	0	0	0	0	16
4 Johni Broome	F 22:41	4-14	0-2	3-3	1 2	3 2	0	11	0	0	0	0	0	0	0	0	0	4
5 Chris Moore	F 10:36	0-2	0-1	3-4	1 1	2 4	2	3	1	1	0	0	1	0	0	0	0	-3
1 Aden Holloway	G 23:37	5-10	4-7	1-2	0 2	2 2	3	15	6	0	0	0	0	0	0	0	0	10
12 Denver Jones	G 23:08	2-4	2-2	6-6	1 2	3 3	3	12	1	1	1	0	0	0	0	0	0	8
10 Chad Baker-Mazara	21:50	1-3	0-1	5-6	1 3	4 1	4	7	0	0	1	0	0	0	0	0	0	11
31 Chaney Johnson	14:18	1-3	0-1	1-1	1 2	3 2	1	3	0	1	0	0	0	0	0	0	0	0
0 K.D. Johnson	16:52	2-6	0-2	1-2	1 0	1 3	1	5	0	3	1	0	0	0	0	0	0	8
3 Tre Donaldson	16:23	3-4	0-0	1-1	0 2	2 0	1	7	5	1	2	0	0	0	0	0	0	6
44 Dylan Cardwell	17:19	4-5	0-1	3-4	2 3	5 3	3	11	2	0	0	3	2	0	0	0	0	12
24 Lior Berman	07:34	1-1	0-0	1-2	1 0	1 1	2	1	3	1	0	0	0	0	0	0	0	8
Totals		29-61	8-21	25-32	10 25	35 22												

2023-24 BOX SCORES

GAME 13 | #25 AUBURN 88, PENN 68

Official Basketball Box Score - Final
Penn at Auburn
 01/02/24 Neville Arena, Auburn
 2023-24 Men's Basketball

Game Time: 8:00 PM
 Game Duration: 1:53
 Attendance: 9,121

Officials: Pat Adams, Bharat Ramnana, Tony Chizaa

Penn - 68 Record: 9-7

NO. Name	Min	FG	3P	FT	Rebounds	Fouls	TP	AS	TO	ST	Blocks	+/-
		M-A	M-A	M-A	OR DR TOT	PF FD					BS BA	
13 Nick Spinoso	C 31:29	3-11	0-1	2-4	2 5 7	3 2	8	6	4	1	1 2	-11
4 Tyler Perkins	G 34:03	5-16	1-4	2-3	4 4 8	3 3	13	2	3	1	0 0	-9
11 Sam Brown	G 33:44	7-9	4-6	2-4	0 3 3	1 2	20	0	2	0	0 0	-11
15 Andrew Laczakowski	G 21:39	3-4	1-2	0-0	3 0 3	0 0	7	0	0	1	0 0	2
40 George Smith	G 27:15	2-7	0-3	0-1	2 1 3	2 2	4	1	2	1	1 1	-13
10 Ed Holland III	12:57	1-3	0-1	2-2	0 2 2	1 1	4	0	0	0	1 2	-24
24 Reese McMullen	08:52	0-1	0-1	0-0	1 0 1	0 0	0	1	0	0	0 0	-16
3 Johnnie Walter	08:31	1-2	1-2	0-0	0 2 2	1 1	3	0	0	0	0 0	-9
35 Niklas Polonowski	19:31	3-6	3-6	0-0	0 3 3	1 0	9	1	0	0	0 0	-8
5 Cam Thrower	01:59	0-2	0-2	0-0	0 0 0	0 0	0	0	0	0	0 0	-1
Totals		25-61	10-28	8-14	12 23 35	12 11	68	11	13	4	2 5	-20

Technical Fouls: Brown 1st 0:03

Shooting By Period
 1st FG% 12-32 37.5%
 3PT% 3-14 21.4%
 FT% 5-7 71.4%
 2nd FG% 13-29 44.8%
 3PT% 7-14 50.0%
 FT% 3-7 42.9%
 GM FG% 25-61 41.0%
 3PT% 10-28 35.7%
 FT% 8-14 57.1%
 Dead Ball Rebounds: 4, 0

GAME 14 | #25/#24 AUBURN 83, ARKANSAS 51

Official Basketball Box Score - Final
Auburn at Arkansas
 01/06/24 Bud Walton Arena, Fayetteville, Ark.
 2023-24 Men's Basketball

Game Time: 1:00 PM
 Game Duration: 1:54
 Attendance: 19,200

Officials: Doug Shows, K.B. Burdett Jr., Chuck Jones

Auburn - 83 Record: 12-2 (1-0)

NO. Name	Min	FG	3P	FT	Rebounds	Fouls	TP	AS	TO	ST	Blocks	+/-
		M-A	M-A	M-A	OR DR TOT	PF FD					BS BA	
2 Jaylin Williams	F 24:40	5-9	1-3	0-0	0 3 3	0 0	11	1	1	0	0 0	13
4 Johni Broome	F 24:49	7-13	0-2	0-0	3 5 8	1 3	14	3	2	2	0 0	7
5 Chris Moore	F 13:54	0-1	0-0	0-0	1 0 1	0 0	0	0	2	1	0 1	7
1 Aden Holloway	G 20:17	2-9	1-4	0-0	1 4 5	1 0	5	0	0	0	0 0	1
12 Denver Jones	G 18:48	2-5	1-1	2-3	0 0 0	2 2	7	1	0	1	1 1	26
10 Chad Baker-Mazara	21:09	5-9	2-3	4-4	1 3 4	2 2	16	3	0	0	0 0	21
0 K.D. Johnson	19:33	2-8	0-2	2-2	0 2 2	1 1	6	2	1	0	0 0	0
3 Tre Donaldson	19:43	5-6	1-1	0-0	0 7 7	1 0	11	4	1	0	0 0	31
31 Chaney Johnson	15:20	2-5	1-1	0-0	0 3 3	3 1	5	0	0	0	2 1	9
44 Dylan Cardwell	13:32	3-3	0-0	0-2	3 5 8	3 1	6	0	0	0	2 0	19
24 Lior Berman	06:36	1-2	0-1	0-0	1 1 1	1 1	2	1	0	0	0 0	10
23 Addarin Scott	01:39	0-0	0-0	0-0	1 1 1	0 0	0	1	0	0	0 0	6
Totals		34-70	7-18	8-11	11 35 46	14 11	83	16	7	5	5 4	32

Technical Fouls: Baker-Mazara 1st 12:52 Donaldson 1st 0:54

Shooting By Period
 1st FG% 15-37 40.5%
 3PT% 2-10 20.0%
 FT% 5-6 83.3%
 2nd FG% 19-33 57.6%
 3PT% 5-8 62.5%
 FT% 3-5 60%
 GM FG% 34-70 48.6%
 3PT% 7-18 38.9%
 FT% 8-11 72.7%
 Dead Ball Rebounds: 2, 0

Auburn - 88 Record: 11-2

NO. Name	Min	FG	3P	FT	Rebounds	Fouls	TP	AS	TO	ST	Blocks	+/-
		M-A	M-A	M-A	OR DR TOT	PF FD					BS BA	
2 Jaylin Williams	F 27:41	3-7	2-5	0-0	2 1 3	0 1	8	3	1	0	1 0	14
4 Johni Broome	F 27:57	9-10	3-4	3-4	1 11 12	1 3	24	2	2	1	3 0	12
5 Chris Moore	F 14:43	1-2	0-1	0-0	0 0 0	1 1	2	0	1	2	0 0	8
1 Aden Holloway	G 18:30	1-5	1-5	0-0	0 1 1	1 0	3	6	1	1	0 0	6
12 Denver Jones	G 16:49	4-9	2-7	2-2	1 0 1	1 1	12	1	0	0	0 0	-1
10 Chad Baker-Mazara	19:35	5-10	1-3	5-6	1 0 1	2 2	16	0	0	0	1 1	20
31 Chaney Johnson	14:21	0-2	0-1	0-0	1 0 1	0 0	0	1	0	0	0 0	2
0 K.D. Johnson	22:48	3-6	1-4	4-6	2 3 5	1 3	11	4	0	1	0 0	21
3 Tre Donaldson	21:07	2-9	2-5	0-0	1 3 4	0 0	6	3	0	1	0 1	14
44 Dylan Cardwell	09:15	3-3	0-0	0-0	1 2 3	4 0	6	0	0	0	0 0	12
24 Lior Berman	05:42	0-0	0-0	0-0	0 0 0	0 0	0	0	0	0	0 0	-8
20 Carter Sobera	00:23	0-0	0-0	0-0	0 0 0	0 0	0	0	0	0	0 0	0
21 Blake Muschalek	00:23	0-0	0-0	0-0	0 0 0	0 0	0	0	0	0	0 0	0
23 Addarin Scott	00:23	0-0	0-0	0-0	0 0 0	0 0	0	0	0	0	0 0	0
55 Jalen Harper	00:23	0-0	0-0	0-0	0 0 0	0 0	0	0	0	0	0 0	0
Totals		31-63	12-35	14-18	11 26 37	11 11	88	19	6	6	5 2	20

Technical Fouls: NONE

Shooting By Period
 1st FG% 16-29 55.2%
 3PT% 10-19 52.6%
 FT% 9-12 75%
 2nd FG% 15-34 44.1%
 3PT% 2-16 12.5%
 FT% 5-6 83.3%
 GM FG% 31-63 49.2%
 3PT% 12-35 34.3%
 FT% 14-18 77.8%
 Dead Ball Rebounds: 2, 0

Arkansas - 51 Record: 9-5 (0-1)

NO. Name	Min	FG	3P	FT	Rebounds	Fouls	TP	AS	TO	ST	Blocks	+/-
		M-A	M-A	M-A	OR DR TOT	PF FD					BS BA	
2 Trevon Brazile	F 33:27	5-9	1-5	0-0	1 6 7	1 2	11	0	1	0	3 0	-21
8 Chandler Lawson	F 12:24	1-4	1-3	0-0	0 0 0	2 1	3	0	2	1	0 0	-14
11 Jalen Graham	F 19:50	2-8	0-0	0-0	4 2 6	2 0	4	0	2	0	1 0	-1
1 Keyon Menifield Jr.	G 31:17	5-15	4-9	0-3	0 3 3	0 2	14	4	2	1	0 3	17
12 Tramon Mark	G 39:38	3-8	1-3	3-4	1 4 5	1 3	10	2	1	0	0 0	-14
4 Davonte Davis	25:04	0-4	0-2	2-2	0 1 1	3 2	2	1	2	0	0 1	-22
0 Khalif Battle	16:49	1-4	0-1	2-4	0 2 2	1 1	4	0	1	0	1 0	-17
15 Makhi Mitchell	09:15	1-3	0-0	0-0	0 3 3	1 0	2	1	0	0	0 0	-20
3 El Ellis	07:07	0-2	0-1	0-0	0 1 1	0 0	0	0	1	0	0 0	-3
6 Layden Blocker	02:14	0-0	0-0	0-0	0 0 0	0 0	0	0	1	0	0 0	-13
5 Joseph Pinion	06:00	0-0	0-0	0-0	0 2 2	0 0	0	0	2	0	0 0	-9
7 Denijay Harris	03:12	0-1	0-0	0-0	0 0 0	0 0	0	0	0	0	0 0	-3
10 Baye Fall	03:43	0-0	0-0	1-2	0 0 0	1 1	0	0	0	0	0 0	-8
Totals		18-58	7-24	8-15	7 25 32	11 12	51	8	13	4	4 5	-32

Technical Fouls: NONE

Shooting By Period
 1st FG% 12-31 38.7%
 3PT% 4-15 26.7%
 FT% 2-7 28.6%
 2nd FG% 6-27 22.2%
 3PT% 3-9 33.3%
 FT% 6-8 75%
 GM FG% 18-58 31.0%
 3PT% 7-24 29.2%
 FT% 8-15 53.3%
 Dead Ball Rebounds: 5, 1

	PEN	AUB
Biggest lead	0 (1 st 20:00)	24 (2 nd 8:34)
Best Scoring Run	8 (2 nd 6:37)	11 (1 st 12:12)
Lead Changes	0	0
Times Tied	0	0
Time with Lead	00:00	39:17

Points from	PEN	AUB
Turnovers	5	15
Paint	26	28
Second Chance	11	10
Fast Breaks	7	11
Bench	16	39

Period by Period Scoring	1st	2nd	TOT
PEN	32	36	68
AUB	51	37	88

	AUB	ARK
Biggest lead	32 (2 nd 0:26)	6 (1 st 14:44)
Best Scoring Run	10 (2 nd 13:57)	8 (1 st 14:44)
Lead Changes	6	0
Times Tied	6	0
Time with Lead	30:30	05:48

Points from	AUB	ARK
Turnovers	10	6
Paint	48	18
Second Chance	13	4
Fast Breaks	17	7
Bench	46	9

Period by Period Scoring	1st	2nd	TOT
AUB	37	46	83
ARK	30	21	51

Game Notes: 1st Half 17:21 Double Personal Fouls AR #8, AUB #4 • 1st Half 17:01 Flagrant 1 AR #11 • 1st Half 12:52 Class A Technical Fouls AUB #10 • 1st Half 0:54 Class A Technical Fouls AUB #3 • 2nd Half 14:11 Flagrant 1 AR #4

GAME 15 | #16/#16 AUBURN 66, TEXAS A&M 55

Official Basketball Box Score - Final
Texas A&M at Auburn
 01/09/24 Neville Arena, Auburn
 2023-24 Men's Basketball

Game Time: 8:00 PM
 Game Duration: 2:18
 Attendance: 9,121

Officials: Don Daryl, Owen Shortt, Michael Roberts

Texas A&M - 55 Record: 9-6 (2-2)

NO. Name	Min	FG	3P	FT	Rebounds	Fouls	TP	AS	TO	ST	Blocks	+/-
		M-A	M-A	M-A	OR DR TOT	PF FD					BS BA	
10 Willdens Laveque	F 13:25	1-4	0-0	0-0	1 3 4	3 0	2	0	1	0	1 0	-1
15 Henry Coleman III	F 34:49	7-11	0-0	3-3	2 3 5	1 4	17	0	7	1	0 0	-1
2 Hayden Hefner	G 23:09	3-7	1-5	2-2	0 2 2	3 1	8	1	3	0	0 0	2
4 Wade Taylor IV	G 36:15	2-16	0-8	4-4	0 3 3	3 3	8	1	2	3	0 0	-5
23 Tyrrece Radford	G 33:39	4-13	1-2	5-6	3 4 7	2 3	14	3	3	3	0 2	-6
11 Andersson Garcia	30:32	1-4	1-1	3-4	6 7 13	4 3	6	2	2	4	0 2	-16
0 Jace Carter	17:21	0-3	0-1	0-0	2 3 5	3 0	0	0	0	0	0 0	-18
35 Manny Obaseki	04:32	0-2	0-0	0-0	1 0 1	1 0	0	0	0	0	1 0	-10
5 Eli Lawrence	06:18	0-2	0-2	0-0	0 1 1	0 1	0	1	0	0	1 0	0
Totals		18-62	3-19	16-19	19 25 44	20 15	55	8	19	11	2 6	-11

Technical Fouls: NONE

Shooting By Period
 1st FG% 9-35 25.7%
 3PT% 2-12 16.7%
 FT% 7-9 77.8%
 2nd FG% 9-27 33.3%
 3PT% 1-7 14.3%
 FT% 14-15 93.3

2023-24 BOX SCORES

GAME 17 | #13/#11 AUBURN 80, VANDERBILT 65



Official Basketball Box Score - Final
Auburn at Vanderbilt
 01/17/24 Memorial Gymnasium, Nashville, Tenn.
 Vanderbilt vs. Auburn

Game Time: 6:00 PM
 Game Duration: 2:01
 Attendance: 7,099

Officials: Terry Oglesby, Jeffrey Anderson, Courtney Green

Auburn - 80		Record: 15-2 (4-0)												
NO. Name	Min	FG	3P	FT	Rebounds	Fouls	TP	AS	TO	ST	Blocks	BS	BA	+/-
		M-A	M-A	M-A	OR DR TOT	PF	FD				BS	BA		
2 Jaylin Williams	F 28:36	7-7	2-2	5-5	2 6 8	1 4	21	3	1	1	1	0	0	20
4 Johni Broome	F 24:37	6-12	0-2	3-5	5 7 12	2 4 15	2	1	3	1	1	1	1	17
5 Chris Moore	F 10:26	1-3	0-1	0-0	0 0 0	1 1 2	1	0	0	0	0	0	0	1
1 Aden Holloway	G 18:57	3-8	2-6	2-2	0 1 1	4 1 10	1	1	0	0	0	0	0	11
12 Denver Jones	G 23:06	1-5	1-3	0-0	3 1 4	1 0 3	2	0	1	0	0	0	0	13
0 K.D. Johnson	16:54	0-4	0-3	2-4	0 1 1	4 2 2	0	1	1	2	0	1	2	0
3 Tre Donaldson	21:03	2-3	1-2	0-0	0 2 2	3 1 5	0	3	0	0	0	0	0	4
10 Chad Baker-Mazara	24:22	2-6	1-4	0-0	0 0 0	1 1 5	3	2	0	0	0	0	0	14
31 Chaney Johnson	11:24	0-2	0-1	0-0	0 1 1	3 0 0	0	0	1	1	0	0	0	5
44 Dylan Cardwell	15:23	4-7	0-0	4-4	3 3 6	1 2 12	0	1	1	2	0	0	0	-2
24 Lior Berman	05:12	1-1	1-1	2-2	1 1 2	1 2 5	0	0	0	0	0	0	0	0
Team					0 2 2									
Totals		27-58	8-25	18-22	14 25 39	22 18	80	13	10	9	5	2	15	

Shooting By Period	
1 st FG%	13-29 44.8%
3PT%	5-12 41.7%
FT%	10-11 90.9%
2 nd FG%	14-29 48.3%
3PT%	3-13 23.1%
FT%	8-11 72.7%
GM FG%	27-58 46.6%
3PT%	8-25 32.0%
FT%	18-22 81.8%

Dead Ball Rebounds: 4.0

Technical Fouls: NONE

Vanderbilt - 65		Record: 5-12 (0-4)												
NO. Name	Min	FG	3P	FT	Rebounds	Fouls	TP	AS	TO	ST	Blocks	BS	BA	+/-
		M-A	M-A	M-A	OR DR TOT	PF	FD				BS	BA		
2 Ven-Allen Lubin	F 28:36	3-8	1-2	2-2	2 4 6	4 1 9	0	0	1	0	1	0	1	-3
13 Malik Presley	F 21:32	3-3	1-1	4-7	4 0 4	3 4 11	0	0	0	0	0	0	0	4
24 JaQualon "JQ" Roberts	F 15:20	0-1	0-0	0-0	0 4 4	1 1 0	0	1	1	0	0	0	0	-2
0 Tyrin Lawrence	G 34:03	3-12	2-6	7-8	1 2 3	2 7 15	2	3	1	1	2	4	0	-4
5 Ezra Manjon	G 33:46	5-12	0-1	2-4	1 4 5	1 2 12	1	4	1	0	0	0	0	-11
3 Paul Lewis	05:22	0-1	0-0	0-0	0 0 0	1 1 0	0	0	0	0	0	0	0	-14
23 Jason Rivera-Torres	20:43	4-7	0-1	6-6	1 2 3	4 4 14	0	1	4	0	0	0	0	-14
35 Carter Lang	15:28	1-3	0-1	0-0	3 0 3	1 0 1	2	1	0	0	0	0	0	-18
21 Tasos Kamateros	10:32	0-4	0-4	0-0	0 0 0	1 1 0	0	0	0	0	0	0	0	-10
4 Isaiah West	09:22	1-2	0-0	0-0	0 0 0	0 1 2	0	2	0	1	1	0	0	-2
12 Evan Taylor	02:35	0-0	0-0	0-0	0 0 0	0 0 0	0	0	0	0	0	0	0	0
10 Jordan Williams	02:41	0-0	0-0	0-0	0 0 0	1 0 0	0	0	0	0	0	0	0	-1
Team					0 1 1									
Totals		20-53	4-18	21-30	13 17 30	18 22	65	4	11	8	2	5	-15	

Shooting By Period	
1 st FG%	10-27 37.0%
3PT%	2-11 18.2%
FT%	2-5 40%
2 nd FG%	10-26 38.5%
3PT%	2-7 28.6%
FT%	19-25 76%
GM FG%	20-53 37.7%
3PT%	4-18 22.2%
FT%	21-30 70.0%

Dead Ball Rebounds: 4.0

Technical Fouls: NONE

Points from Turnovers		Period by Period Scoring	
AU	Vandy	1st	2nd
11	9	41	39
36	20	24	41
29	16	41	65
29	18		

GAME 18 | #13/#11 AUBURN 82, OLE MISS 59



Official Basketball Box Score - Final
Ole Miss at Auburn
 01/20/24 Neville Arena, Auburn
 2023-24 Men's Basketball

Game Time: 7:30 PM
 Game Duration: 1:51
 Attendance: 9,121

Officials: Joe Lindsay, Byron Jarrett, Patrick Evans

Ole Miss - 59		Record: 15-3 (2-3)												
NO. Name	Min	FG	3P	FT	Rebounds	Fouls	TP	AS	TO	ST	Blocks	BS	BA	+/-
		M-A	M-A	M-A	OR DR TOT	PF	FD				BS	BA		
4 Jaemyn Brakefield	F 23:48	3-10	1-4	0-0	0 2 2	1 0 0	7	0	1	0	0	1	0	-10
33 Moussa Cisse	C 18:11	4-4	0-0	0-0	3 2 5	2 3 0	8	0	1	0	0	0	0	10
5 Jaylen Murray	G 26:44	3-6	2-5	0-0	1 0 1	1 0 0	8	3	2	1	0	0	0	-30
7 Allen Flanigan	G 28:54	3-10	0-1	4-4	0 4 4	1 5 0	10	1	3	2	0	0	1	21
11 Matthew Murrell	G 29:39	3-8	0-2	2-2	0 1 1	0 1 0	8	2	2	3	0	0	0	-27
0 Brandon Murray	21:07	1-5	1-3	2-3	1 0 1	2 3 5	1	5	3	0	1	0	0	-13
3 Jamarrion Sharp	17:49	2-3	0-0	2-4	5 3 8	2 2 0	6	1	1	0	2	0	0	-10
2 TJ Caldwell	13:20	1-7	0-2	0-0	1 1 2	2 0 0	2	0	0	2	0	0	0	-6
1 Austin Nunez	11:33	0-2	0-0	0-0	1 1 2	1 0 0	0	3	1	1	0	0	0	5
25 Rashaud Marshall	08:56	1-2	0-0	3-5	2 0 2	1 3 0	5	0	0	0	0	0	0	7
Team					2 0 2									
Totals		21-57	4-17	13-18	16 14 30	13 17	59	11	17	10	3	5	-23	

Shooting By Period	
1 st FG%	12-26 46.2%
3PT%	2-9 22.2%
FT%	1-2 50%
2 nd FG%	9-31 29.0%
3PT%	2-8 25.0%
FT%	12-16 75%
GM FG%	21-57 36.8%
3PT%	4-17 23.5%
FT%	13-18 72.2%

Dead Ball Rebounds: 5.0

Technical Fouls: NONE

Auburn - 82		Record: 16-2 (5-0)												
NO. Name	Min	FG	3P	FT	Rebounds	Fouls	TP	AS	TO	ST	Blocks	BS	BA	+/-
		M-A	M-A	M-A	OR DR TOT	PF	FD				BS	BA		
2 Jaylin Williams	F 21:44	5-7	1-1	2-2	1 0 1	2 2 0	13	1	1	0	0	1	0	16
4 Johni Broome	F 21:15	5-9	1-2	2-2	2 3 5	2 3 0	13	2	4	3	1	0	1	13
5 Chris Moore	F 15:07	1-2	0-0	0-0	0 0 0	0 0 0	2	0	1	0	0	0	0	-7
1 Aden Holloway	G 22:01	3-7	1-4	2-2	1 0 1	0 1 0	9	3	0	1	0	0	0	-4
12 Denver Jones	G 20:09	2-4	1-2	0-0	0 1 1	1 0 5	5	1	1	0	0	0	0	12
10 Chad Baker-Mazara	13:38	2-2	1-1	0-0	0 1 1	1 1 0	1	5	2	1	0	0	0	20
0 K.D. Johnson	18:49	3-8	1-4	1-1	0 2 2	3 2 8	1	1	2	0	1	1	0	11
3 Tre Donaldson	16:57	1-2	0-0	0-0	0 0 0	1 0 0	3	3	1	1	0	0	0	9
44 Dylan Cardwell	17:43	5-6	0-0	2-2	2 1 3	1 3 0	12	3	4	1	0	0	0	10
31 Chaney Johnson	18:16	3-4	0-0	0-0	0 5 5	2 0 0	6	2	1	0	1	0	0	7
24 Lior Berman	10:14	1-2	1-2	1-2	1 2 3	3 1 4	0	0	0	0	0	0	0	10
20 Carter Sobera	01:02	0-0	0-0	0-0	0 1 0	0 0 0	0	0	0	0	0	0	0	0
21 Blake Muschalek	01:02	0-0	0-0	0-0	0 0 0	0 0 0	0	0	0	0	0	0	0	0
23 Addarin Scott	01:02	1-1	0-0	0-0	0 0 0	0 0 0	1	0	0	0	0	0	0	0
55 Jalen Harper	01:02	0-1	0-0	0-0	0 0 0	0 0 0	0	0	0	0	0	0	0	0
Team					3 3 6									
Totals		32-55	8-18	10-11	10 19 29	17 13	82	19	16	9	5	3	23	

Shooting By Period	
1 st FG%	18-27 66.7%
3PT%	6-10 60%
FT%	4-4 100%
2 nd FG%	14-28 50%
3PT%	2-8 25.0%
FT%	6-7 85.7%
GM FG%	32-55 58.2%
3PT%	8-18 44.4%
FT%	10-11 90.9%

Dead Ball Rebounds: 0.1

Technical Fouls: NONE

Points from Turnovers		Period by Period Scoring	
OLE	AUB	1st	2nd
17	22	28	42
28	42	46	36
17	22	46	82
18	40		

GAME 19 | ALABAMA 79, #8/#6 AUBURN 75



Official Basketball Box Score - Final
Auburn at Alabama
 01/24/24 Coleman Coliseum, Tuscaloosa
 2023-24 Men's Basketball

Game Time: 6:30 PM
 Game Duration: 2:41
 Attendance: 13,474

Officials: Pat Adams, Don Daly, K.B. Burdett Jr

Auburn - 75		Record: 16-3 (5-1)												
NO. Name	Min	FG	3P	FT	Rebounds	Fouls	TP	AS	TO	ST	Blocks	BS	BA	+/-
		M-A	M-A	M-A	OR DR TOT	PF								

2023-24 BOX SCORES

GAME 21 | #16/#16 AUBURN 81, VANDERBILT 54

Official Basketball Box Score - Final
Vanderbilt at Auburn
 01/31/24 Neville Arena, Auburn
 2023-24 Men's Basketball

Game Time: 8:00 PM
 Game Duration: 2:04
 Attendance: 9,121

Officials: Doug Shows, Terry Oglestey, Ted Valentine

Vanderbilt - 54
 Record: 5-15 (0-7)

NO.	Name	Min	FG	3P	FT	Rebounds	Fouls	TP	AS	TO	ST	Blocks	+/-
			M-A	M-A	M-A	OR DR TOT	PF					BS BA	
2	Ven-Allen Lubin	F 28:23	5-11	1-2	6-8	4 12	2 5	17	0	2	1	3	-13
0	Tyrin Lawrence	G 29:49	2-11	0-3	8-11	8 6	6	12	0	3	0	2	-24
5	Ezra Manjon	G 29:31	1-8	0-1	3-5	1 3	4	6	5	4	1	0	-22
10	Jordan Williams	G 22:30	0-1	0-1	0-0	0 3	3	4	0	0	1	2	0
12	Evan Taylor	G 22:50	4-9	3-7	3-4	0 3	3	5	2	14	0	0	-22
23	Jason Rivera-Torres	G 22:55	0-2	0-0	0-0	0 2	2	1	2	0	1	1	-2
35	Carter Lang	G 07:01	1-2	0-0	0-0	0 1	1	2	0	2	0	0	-4
3	Paul Lewis	19:09	2-7	0-0	0-0	0 0	0	0	4	1	0	0	-18
24	JaQualon "JC" Roberts	02:36	0-1	0-1	0-0	0 0	0	0	0	0	0	0	-6
13	Malik Presley	10:56	0-0	0-0	0-0	0 0	0	1	0	0	0	0	7
21	Tasos Kamateros	10:40	0-3	0-2	0-0	1 1	2	1	0	0	0	1	-7
25	Miles Keeffe	02:14	0-1	0-0	0-0	0 0	0	0	0	0	0	0	3
Team						1 0 1							
Totals			15-56	4-17	20-28	11 23 34	20 21	54	6	12	6	5	7

Shooting By Period
 1st FG% 7-29 24.1%
 3PT% 4-9 44.4%
 FT% 9-12 75%
 2nd FG% 8-27 29.6%
 3PT% 0-8 0.0%
 FT% 11-16 68.8%
 GM FG% 15-56 26.8%
 3PT% 4-17 23.5%
 FT% 20-28 71.4%
 Dead Ball Rebounds: 3, 1

Technical Fouls: NONE

GAME 22 | #16/#16 AUBURN 91, OLE MISS 77

Official Basketball Box Score - Final
Auburn at Ole Miss
 02/03/24 The Sandy and John Black Pavilion at Ole Miss, Oxford, MS
 2023-24 Men's Basketball

Game Time: 5:00 PM
 Game Duration: 2:00
 Attendance: 9,631

Officials: Steven Anderson, Owen Shortt, Anthony Jordan

Auburn - 91
 Record: 18-4 (7-2)

NO.	Name	Min	FG	3P	FT	Rebounds	Fouls	TP	AS	TO	ST	Blocks	+/-
			M-A	M-A	M-A	OR DR TOT	PF					BS BA	
2	Jaylin Williams	F 27:42	6-11	1-4	3-4	2 3	5	2	3	16	2	3	0
4	Johni Broome	F 25:27	7-13	1-3	0-2	2 7	9	4	2	15	7	1	0
5	Chris Moore	F 10:54	1-2	1-1	0-0	0 2	2	0	0	3	0	0	0
3	Tre Donaldson	G 25:04	4-8	2-3	0-0	0 0	0	0	0	10	6	1	1
12	Denver Jones	G 26:22	4-8	2-5	1-1	2 3	1	2	1	11	1	3	1
10	Chad Baker-Mazara	26:22	5-10	3-6	2-2	1 8	9	4	1	15	2	1	1
31	Chaney Johnson	12:18	2-2	0-0	1 3	4	2	1	4	0	1	0	0
0	K.D. Johnson	13:38	4-4	1-1	2-2	1 1	2	2	1	11	3	0	1
1	Aden Holloway	14:56	2-5	1-4	1-2	0 0	0	1	1	6	3	1	0
44	Dylan Cardwell	14:33	0-1	0-0	0-0	1 1	2	0	0	1	1	0	0
24	Lior Berman	02:34	0-0	0-0	0-0	0 0	0	0	0	0	0	0	-4
Team						4 2 6							
Totals			35-64	12-27	9-13	14 28 42	16 13	91	25	11	4	6	14

Shooting By Period
 1st FG% 13-34 38.2%
 3PT% 7-19 36.8%
 FT% 2-3 66.7%
 2nd FG% 22-30 73.3%
 3PT% 5-8 62.5%
 FT% 7-10 70%
 GM FG% 35-64 54.7%
 3PT% 12-27 44.4%
 FT% 9-13 69.2%
 Dead Ball Rebounds: 1, 0

Technical Fouls: NONE

Auburn - 81
 Record: 17-4 (6-2)

NO.	Name	Min	FG	3P	FT	Rebounds	Fouls	TP	AS	TO	ST	Blocks	+/-
			M-A	M-A	M-A	OR DR TOT	PF					BS BA	
2	Jaylin Williams	F 27:16	7-9	3-4	4-6	1 1	2	3	21	4	1	1	0
4	Johni Broome	F 24:11	7-11	2-2	0-0	3 8	11	3	16	4	1	1	5
5	Chris Moore	F 11:51	0-3	0-0	0-0	2 3	5	1	0	0	0	0	1
3	Tre Donaldson	G 22:58	1-5	0-1	0-0	2 5	7	1	0	2	5	4	2
12	Denver Jones	G 23:40	6-11	4-8	3-4	0 0	0	3	19	0	0	0	1
10	Chad Baker-Mazara	20:20	4-8	1-3	2-2	1 4	5	4	11	4	0	0	1
31	Chaney Johnson	10:30	1-3	0-2	0-0	1 1	2	3	2	1	2	0	0
1	Aden Holloway	14:48	0-5	0-5	1-2	0 3	3	1	3	1	2	1	0
44	Dylan Cardwell	13:35	0-2	0-1	0-0	3 3	2	2	0	0	0	1	0
0	K.D. Johnson	14:06	0-2	0-0	2-2	0 0	1	1	2	0	2	1	0
24	Lior Berman	07:49	1-2	0-0	0-0	0 2	2	1	2	5	0	0	0
20	Carter Sobera	02:14	0-1	0-0	0-0	1 0	1	0	0	0	0	0	-4
21	Blake Muschalek	02:14	0-0	0-0	0-0	0 0	0	0	0	1	0	0	-4
23	Addarin Scott	02:14	1-1	0-0	0-0	0 0	0	2	0	1	1	0	0
55	Jalen Harper	02:14	0-0	0-0	0-0	0 0	0	0	1	0	0	0	-4
Team						1 3 4							
Totals			28-63	10-26	15-21	12 33 45	21 20	81	21	13	5	7	5

Shooting By Period
 1st FG% 12-33 36.4%
 3PT% 5-12 41.7%
 FT% 8-12 66.7%
 2nd FG% 16-30 53.3%
 3PT% 5-14 35.7%
 FT% 7-9 77.8%
 GM FG% 28-63 44.4%
 3PT% 10-26 38.5%
 FT% 15-21 71.4%
 Dead Ball Rebounds: 5, 2

Technical Fouls: NONE

Ole Miss - 77
 Record: 18-4 (6-4)

NO.	Name	Min	FG	3P	FT	Rebounds	Fouls	TP	AS	TO	ST	Blocks	+/-
			M-A	M-A	M-A	OR DR TOT	PF					BS BA	
4	Jaemyn Brakefield	F 32:32	4-7	1-1	6-6	0 1	1	4	5	15	5	2	0
33	Moussa Cisse	C 23:39	6-7	0-0	0-2	1 3	2	3	12	0	0	0	4
5	Jaylen Murray	G 32:24	2-12	0-4	0-0	1 0	1	0	4	6	1	2	0
7	Allen Flanigan	G 33:18	6-15	2-3	6-7	0 5	5	3	4	20	1	3	1
11	Matthew Murrell	G 36:28	7-16	3-7	1-2	3 5	3	2	1	18	3	1	0
0	Brandon Murray	24:20	3-4	2-3	0-0	6 6	1	0	8	2	1	0	-18
2	TJ Caldwell	12:17	0-1	0-1	0-0	0 0	0	0	1	0	2	0	0
25	Rashaud Marshall	02:28	0-0	0-0	0-0	0 0	0	1	0	1	1	0	0
1	Austin Nunez	02:34	0-0	0-0	0-0	0 0	0	1	0	0	0	0	0
Team						3 2 5							
Totals			28-62	8-19	13-17	8 18 26	14 14	77	20	8	5	6	14

Shooting By Period
 1st FG% 17-33 51.5%
 3PT% 6-12 50.0%
 FT% 4-5 80%
 2nd FG% 11-29 37.9%
 3PT% 2-7 28.6%
 FT% 9-12 75%
 GM FG% 28-62 45.2%
 3PT% 8-19 42.1%
 FT% 13-17 76.5%
 Dead Ball Rebounds: 2, 0

Technical Fouls: Brakefield 1, 4, 17

	VAN	AUB
Biggest lead	0 (1st 20:00)	31 (2nd 3:09)
Best Scoring Run	6 (1st 14:22)	11 (2nd 3:09)
Lead Changes	0	0
Times Tied	0	0
Time with Lead	00:00	39:20

Points from	VAN	AUB
Turnovers	12	14
Paint	22	32
Second Chance	8	11
Fast Breaks	9	14
Bench	6	23

Period by Period Scoring	VAN	AUB
1st	27	27
2nd	27	54
TOT	37	81

Technical Fouls: NONE

	AU	OM
Biggest lead	15 (2nd 0:51)	13 (1st 3:29)
Best Scoring Run	8 (2nd 19:07)	7 (1st 6:44)
Lead Changes	5	9
Times Tied	4	0
Time with Lead	11:46	25:45

Points from	AU	OM
Turnovers	11	13
Paint	44	32
Second Chance	15	9
Fast Breaks	9	10
Bench	36	8

Period by Period Scoring	AU	OM
1st	35	56
2nd	56	91
TOT	44	77

Game Notes: 1st Half, 12:45 - after review AUB foul 1-Holloway upgraded to flagrant 1 • 2nd Half, 19:48 - after review goal tend reversed •

GAME 23 | #12/#11 AUBURN 99, #16/16 ALABAMA 81

Official Basketball Box Score - Final
Alabama at Auburn
 02/07/24 Neville Arena, Auburn
 2023-24 Men's Basketball

Game Time: 6:00 PM
 Game Duration: 2:26
 Attendance: 9,121

Officials: Doug Shows, Joe Lindsay, Courtney Green

Alabama - 81
 Record: 16-7 (8-2)

NO.	Name	Min	FG	3P	FT	Rebounds	Fouls	TP	AS	TO	ST	Blocks	+/-
			M-A	M-A	M-A	OR DR TOT	PF					BS BA	
2	Grant Nelson	F 25:13	5-7	1-4	9-12	2 4	6	5	8	16	2	1	0
1	Mark Sears	G 36:41	6-13	1-3	12-13	2 7	4	2	10	25	4	3	1
3	Rylan Griffon	G 30:09	5-9	4-6	0-0	1 1	2	4	0	14	0	3	0
12	Latrell Wrightsell Jr.	G 26:13	3-9	2-7	0-0	2 2	4	1	0	8	0	0	0
55	Aaron Estrada	G 28:12	4-10	1-3	1-1	0 2	2	5	10	1	3	1	2
15	Jarin Stevenson	20:15	0-3	0-4	0 1	1	2	1	1	1	0	0	-5
11	Mohamed Wague	01:44	0-0	0-0	2-2	1 0	1	3	1	2	0	0	-3
24	Sam Walters	06:53	0-1	0-0	0-0	1 1	4	0	0	1	0	2	-8
23	Nick Pringle	13:46	1-7	0-0	1-3	5 2	7	4	3	0	2	0	-17
10	Mouhamed Dioubate	09:37	0-0	0-0	0-0	1 1	4	1	0	0	1	0	-3
4	Davin Cosby Jr.	01:18	0-0	0-0	0-0	0 0	0	0	0	0	0	0	1
Team						1 0 1							
Totals			22-59	9-26	28-35	14 21 35	33 28	81	8	15	2	5	12

Shooting By Period
 1st FG% 12-28 42.9%
 3PT% 6-15 40.0%
 FT% 11-14 78.6%
 2nd FG% 10-31 32.3%
 3PT% 3-11 27.3%
 FT% 17-21 81%
 GM FG% 22-59 37.3%
 3PT% 9-26 34.6%
 FT% 28-35 80.0%
 Dead Ball Rebounds: 3, 3

Technical Fouls: NONE

Official Basketball Box Score - Final
Auburn at Florida
 02/10/24 Exactech Arena at Stephen C. O'Connell Center, Gainesville
 2023-24 Men's Basketball

Game Time: 3:30 PM
 Game Duration: 2:09
 Attendance: 10,809

Officials: Don Daly, Bart Lenox, Patrick Evans

Auburn - 65
 Record: 19-5 (6-3)

NO.	Name	Min	FG	3P	FT	Rebounds	Fouls	TP	AS	TO	ST	Blocks	+/-
			M-A	M-A	M-A	OR DR TOT	PF					BS BA	
2	Jaylin Williams	F 22:52	3-10	0-1	0-0	0 0	0	1	0	6	0	2	0
4	Johni Broome	F 26:27	6-11	1-2	1-8	1 6	7	3	7	14	1	2	2
5	Chris Moore	F 09:53	0-1	0-0	0-0	1 0	1	0	0	0	0	0	0
3	Tre Donaldson	G 24:17	2-5	0-3	0-0	0 3	3	1	4	2	3	0	-5
12	Denver Jones	G 19:11	3-6	1-2	3-4	1 0							

2023-24 BOX SCORES

GAME 25 | #13/12 AUBURN 101 VS. #11/11 SOUTH CAROLINA 61



Official Basketball Box Score - Final
South Carolina at Auburn
 02/14/24 Neville Arena, Auburn
 2023-24 Men's Basketball

Game Time: 7:30 PM
 Game Duration: 2:03
 Attendance: 9,121

Officials: Terry Oglesby, Keith Kimble, Owen Short

South Carolina - 61		Record: 21-4 (9-3)												
NO. Name	Min	FG	3P	FT	Rebounds	Fouls	TP	AS	TO	ST	Blocks	BS	BA	+/-
		M-A	M-A	M-A	OR DR TOT	PF	FD				BS	BA		
2 B.J. Mack	F 21:12	3-7	1-2	7-8	1 0 1	2 4	14	0	1	0	0	0	0	-10
30 Collin Murray-Boyles	F 21:36	6-10	0-0	7-8	4 0 7	3 4	19	4	4	2	1	1	1	-17
5 Meechie Johnson	G 27:33	8-17	2-6	4-4	0 7 7	3 2	22	2	1	0	2	2	2	-23
12 Zachary Davis	G 18:10	0-2	0-1	1-2	1 2 3	1 1	1	1	1	1	0	0	1	-18
55 Talon Cooper	G 33:48	1-6	0-2	2-2	0 2 2	1 2	4	0	1	0	0	0	1	-18
10 Myles Stute	16:05	0-4	0-1	0-0	1 0 1	2 0	0	0	1	0	1	0	1	-35
33 Josh Gray	13:39	0-1	0-0	0-0	1 1 2	1 2	0	1	2	0	2	1	1	-11
1 Jacobi Wright	20:45	0-3	0-1	0-2	1 0 1	3 2	0	1	0	0	0	0	1	-33
15 Morris Ugusok	12:02	0-2	0-2	0-0	0 0 0	0 0	0	0	1	2	0	0	0	-22
4 Stephen Clark	05:59	0-0	0-0	1-2	0 1 1	3 1	1	0	0	0	0	0	0	-14
31 Benjamin Bosmans-Verdonk	04:08	0-0	0-0	0-0	0 0 0	0 0	0	0	0	0	0	0	0	-11
Team					2 2 4	0	0	0	0	0	0	0	0	
Totals		18-52	3-15	22-28	11 18 29	19 18	61	5	13	6	4	6	4	-40

Technical Fouls:Johnson 2nd6:38

Auburn - 101		Record: 20-5 (9-4)												
NO. Name	Min	FG	3P	FT	Rebounds	Fouls	TP	AS	TO	ST	Blocks	BS	BA	+/-
		M-A	M-A	M-A	OR DR TOT	PF	FD				BS	BA		
2 Jaylin Williams	F 24:06	8-11	5-7	2-2	1 1 2	3 2	23	1	0	2	0	0	0	22
4 Johni Broome	F 22:17	8-15	4-5	1-3	0 2 2	1 4	21	0	0	0	2	2	8	-8
5 Chris Moore	F 14:58	0-0	0-0	0-0	2 1 3	1 0	0	1	0	0	0	0	0	6
3 Tre Donaldson	G 20:11	5-8	0-0	1-1	0 0 0	1 1	11	4	0	2	0	0	0	5
12 Denver Jones	G 25:26	2-6	0-1	3-3	1 0 1	0 2	7	1	2	0	0	0	1	6
0 K.D. Johnson	19:17	2-3	1-2	4-4	0 2 2	4 2	9	1	1	3	0	0	0	40
1 Aden Holloway	10:38	1-3	0-2	0-0	0 2 2	0 1	2	3	0	1	0	0	0	23
10 Chad Baker-Mazara	15:47	4-4	2-2	0-0	5 5 3	2 10	10	3	3	0	0	0	0	20
31 Chaney Johnson	13:40	2-3	0-1	2-2	0 2 2	0 2	6	2	0	1	0	0	0	15
44 Dylan Cardwell	15:29	2-3	0-0	4-4	0 0 0	4 2	8	5	0	0	4	0	29	-9
24 Lior Berman	09:15	1-1	0-0	0-0	0 1 1	1 0	2	1	0	1	0	0	0	14
20 Carter Sobera	02:14	0-0	0-0	0-0	0 2 2	0 0	0	0	0	0	0	0	0	3
21 Blake Muschalek	02:14	0-0	0-0	0-0	0 1 1	0 0	0	0	0	0	0	0	0	3
23 Addarin Scott	02:14	0-0	0-0	0-0	0 0 0	0 0	0	0	0	0	0	0	0	3
55 Jalen Harper	02:14	1-2	0-0	0-0	0 0 0	0 0	2	0	0	0	0	0	1	3
Team					1 5 6	0	0	1	0	0	0	0	0	
Totals		36-59	12-20	17-19	5 24 29	18 18	101	22	7	10	6	4	40	

Technical Fouls:NONE

Biggest lead		Points from Turnovers		Period by Period Scoring		
USC	AUB	USC	AUB	1st	2nd	TOT
5 (1 st 17:48)	41 (2 nd 0:49)	8	25	28	33	61
Best Scoring Run	4 (1 st 18:32)	Paint	30	36		
Lead Changes	1	Second Chance	13	5		
Times Tied	1	Fast Breaks	2	16		
Time with Lead	02:58	Bench	1	39		

GAME 26 | #22/20 KENTUCKY 70, #13/#12 AUBURN 59



Official Basketball Box Score - Final
Kentucky at Auburn
 02/17/24 Neville Arena, Auburn
 2023-24 Men's Basketball

Game Time: 5:00 PM
 Game Duration: 2:18
 Attendance: 9,121

Officials: Steven Anderson, Joe Lindsay, Vladimir Voyard-Tadal

Kentucky - 70		Record: 18-7 (8-4)												
NO. Name	Min	FG	3P	FT	Rebounds	Fouls	TP	AS	TO	ST	Blocks	BS	BA	+/-
		M-A	M-A	M-A	OR DR TOT	PF	FD				BS	BA		
33 Ugonna Onyenso	F 36:10	3-3	0-0	1-2	4 7 11	3 1	7	1	0	0	2	0	0	8
1 Justin Edwards	G 17:40	2-3	0-1	0-0	2 1 3	5 0	4	0	1	0	0	0	0	9
3 Adou Thiero	G 32:36	4-8	0-0	6-6	0 8 8	3 4	14	1	2	0	0	1	7	-2
12 Antonio Reeves	G 33:50	8-20	3-6	3-5	1 4 5	4 4	22	1	0	0	0	0	2	14
21 D.J. Wagner	G 23:51	1-6	0-3	6-6	1 1 2	3 3	8	1	4	1	0	1	1	-1
0 Rob Dillingham	18:11	4-9	1-2	2-5	0 2 2	4 4	11	3	4	1	0	1	0	12
15 Reed Sheppard	29:49	2-5	0-1	0-0	1 4 5	1 0	4	0	3	1	5	0	0	4
23 Jordan Burks	04:03	0-0	0-0	0-0	0 0 0	0 0	0	0	0	0	0	0	0	-3
2 Aaron Bradshaw	03:18	0-0	0-0	0-0	0 0 0	0 0	0	0	0	0	0	0	0	0
44 Zvonimir Ivisic	00:32	0-0	0-0	0-0	0 0 0	0 0	0	0	0	0	0	0	0	-3
Team					1 2 3	0	0	0	0	0	0	0	0	
Totals		24-54	4-13	18-24	10 29 39	23 16	70	10	12	8	3	5	11	

Technical Fouls:NONE

Auburn - 59		Record: 20-6 (9-4)												
NO. Name	Min	FG	3P	FT	Rebounds	Fouls	TP	AS	TO	ST	Blocks	BS	BA	+/-
		M-A	M-A	M-A	OR DR TOT	PF	FD				BS	BA		
2 Jaylin Williams	F 23:42	1-5	0-2	1-2	0 0 0	0 4	3	1	1	1	0	0	0	-4
4 Johni Broome	F 31:22	5-13	0-3	4-4	6 5 11	4 3	14	2	1	1	3	1	0	-5
5 Chris Moore	F 11:37	0-1	0-1	1-2	1 1 2	1 1	1	0	1	1	0	0	0	-9
3 Tre Donaldson	G 11:08	0-1	0-1	1-2	0 3 3	4 1	1	0	2	1	0	0	0	-6
12 Denver Jones	G 27:59	3-11	3-7	3-4	1 3 4	0 3	12	2	2	0	0	0	0	-5
10 Chad Baker-Mazara	26:12	2-3	1-1	9-9	1 5 6	1 6	14	3	2	1	1	0	0	-3
0 K.D. Johnson	25:31	3-10	0-2	0-0	1 2 3	0 0	6	1	1	2	1	1	0	-5
1 Aden Holloway	14:50	1-5	0-3	2-3	0 2 2	0 1	4	0	0	1	0	1	0	-6
31 Chaney Johnson	16:18	0-2	0-2	0-1	0 2 2	2 1	0	1	0	0	0	0	0	-7
44 Dylan Cardwell	08:38	2-2	0-0	0-3	1 0 1	1 2	4	1	1	0	0	0	0	-6
24 Lior Berman	02:43	0-0	0-0	0-0	1 0 1	0 1	0	0	0	0	0	0	0	1
Team					2 0 2	0	0	0	0	0	0	0	0	
Totals		17-55	4-22	21-30	14 22 36	16 23	59	11	11	8	5	3	11	

Technical Fouls:NONE

Biggest lead		Points from Turnovers		Period by Period Scoring		
UKY	AUB	UKY	AUB	1st	2nd	TOT
16 (2 nd 6:05)	0 (1 st 20:00)	23	10	29	31	70
Best Scoring Run	9 (1 st 14:27)	Paint	36	26		
Lead Changes	0	Second Chance	20	10		
Times Tied	1	Fast Breaks	13	9		
Time with Lead	38:39	Bench	15	28		

GAME 27 | #14/14 AUBURN 97, GEORGIA 76



Official Basketball Box Score - Final
Auburn at Georgia
 02/24/24 Stegeman Coliseum, Athens
 2023-24 Men's Basketball

Game Time: 6:00 PM
 Game Duration: 2:08
 Attendance: 10,533

Officials: Pat Adams, Bart Lenox, Todd Austin

Auburn - 97		Record: 21-6 (10-4)												
NO. Name	Min	FG	3P	FT	Rebounds	Fouls	TP	AS	TO	ST	Blocks	BS	BA	+/-
		M-A	M-A	M-A	OR DR TOT	PF	FD				BS	BA		
4 Johni Broome	F 26:17	7-10	1-2	1-4	5 8 13	3 5	16	2	3	0	2	0	2	22
10 Chad Baker-Mazara	F 27:11	8-12	2-3	7-7	1 4 5	3 4	25	4	0	2	1	1	0	20
1 Aden Holloway	G 27:39	5-10	5-8	0-0	1 1 1	1 0	15	3	1	0	0	0	0	24
12 Denver Jones	G 18:55	3-4	2-3	0-0	0 0 0	0 0	8	0	0	0	1	1	1	12
31 Chaney Johnson	G 26:42	6-9	1-3	3-4	0 4 3	3 3	16	1	0	1	0	0	0	14
44 Dylan Cardwell	24:13	2-3	1-2	0-0	0 3 3	3 1	5	2	1	0	1	0	0	10
0 K.D. Johnson	21:05	3-6	2-4	0-0	0 1 1	5 1	8	3	2	0	0	0	0	9
3 Tre Donaldson	12:21	0-2	0-1	0-1	0 2 2	1 1	0	0	0	0	0	0	0	-3
5 Chris Moore	02:40	0-0	0-0	0-0	0 0 0	0 0	0	0	0	0	0	0	0	-3
24 Lior Berman	12:55	2-2	0-0	0-0										

2023-24 BOX SCORES

GAME 29 | #11/11 AUBURN 78, MISSISSIPPI STATE 63



Official Basketball Box Score - Final
Mississippi St. at Auburn
 03/02/24 Neville Arena, Auburn
 2023-24 Men's Basketball

Game Time: 3:00 PM
 Game Duration: 2:12
 Attendance: 9,121

Officials: Terry Oglesby, Mike Nance, Anthony Jordan

Mississippi St. - 63		Record: 19-10 (8-8)															
NO.	Name	Min	FG	3P	FT	Rebounds			Fouls		TP	AS	TO	ST	Blocks		+/-
			M-A	M-A	M-A	OR	DR	TOT	PF	FD					BS	BA	
1	Tolu Smith III	F 33:23	6-15	0-0	2-4	4	6	10	4	2	14	2	3	2	0	3	-6
4	Cameron Matthews	F 29:21	1-3	0-0	1-2	3	7	10	4	5	3	3	1	2	0	1	-15
3	Shakeel Moore	G 27:08	2-6	1-3	1-2	0	0	0	0	1	6	1	2	0	1	2	-4
5	Shawn Jones, Jr.	G 14:54	1-4	0-2	2-2	1	0	1	3	1	4	0	2	0	0	0	-5
13	Josh Hubbard	G 36:01	6-11	5-6	1	2	3	1	5	23	3	2	0	0	2	-14	
0	D.J. Jeffries	17:54	3-6	0-2	0-2	1	3	4	2	2	6	0	0	1	0	0	-7
10	Dashawn Davis	22:29	2-5	0-2	1-2	1	1	2	1	1	5	2	0	0	0	0	-14
12	KeShawn Murphy	13:55	1-1	0-0	0-0	1	2	3	3	0	2	0	0	1	1	0	1
15	Jimmy Bell Jr.	04:55	0-1	0-0	0-0	0	0	0	0	1	0	0	1	0	0	1	-11
Team						2	1	3			0	2					
Totals			22-56	7-20	12-20	14	22	36	18	18	63	11	13	6	2	9	-15

Shooting By Period		
1 st FG%	8-29	27.6%
3PT%	1-10	10.0%
FT%	5-6	83.3%
2 nd FG%	14-27	51.9%
3PT%	6-10	60.0%
FT%	7-14	50%
GM FG%	22-56	39.3%
3PT%	7-20	35.0%
FT%	12-20	60.0%

Dead Ball Rebounds: 5, 1

Auburn - 78		Record: 22-7 (11-5)															
NO.	Name	Min	FG	3P	FT	Rebounds			Fouls		TP	AS	TO	ST	Blocks		+/-
			M-A	M-A	M-A	OR	DR	TOT	PF	FD					BS	BA	
2	Jaylin Williams	F 22:21	1-3	0-1	8-8	0	3	3	3	5	10	3	1	0	2	0	14
4	Johini Broome	F 24:49	7-13	1-2	2-4	2	4	6	3	3	17	1	1	0	1	0	10
10	Chad Baker-Mazara	F 27:02	4-7	1-2	1-2	1	2	3	5	3	10	4	4	2	2	0	15
1	Aden Holloway	G 21:10	0-1	0-0	0-0	0	1	1	1	0	0	1	1	2	0	0	6
12	Denver Jones	G 28:28	5-11	3-5	2-2	0	4	4	1	2	15	1	1	2	0	1	10
3	Tre Donaldson	18:50	2-6	0-1	0-0	0	0	0	3	0	4	6	0	0	0	0	9
31	Chaney Johnson	17:39	3-4	2-2	0-0	0	2	2	2	3	8	2	1	0	1	0	1
24	Lior Berman	09:20	2-3	1-2	0-0	0	0	0	0	1	5	0	1	0	0	0	0
44	Dylan Cardwell	15:11	3-3	0-0	0-1	2	3	5	1	1	6	1	0	1	2	0	5
5	Chris Moore	06:12	0-1	0-0	0-0	0	0	0	0	0	0	0	0	1	0	0	2
0	K.D. Johnson	08:58	1-4	1-4	0-0	0	0	0	0	0	3	0	0	0	1	0	3
Team						3	3	6			0	0					
Totals			28-56	9-19	13-17	8	22	30	19	18	78	19	10	8	9	2	15

Shooting By Period		
1 st FG%	17-31	54.8%
3PT%	4-9	44.4%
FT%	1-2	50%
2 nd FG%	11-25	44.0%
3PT%	5-10	50.0%
FT%	12-15	80%
GM FG%	28-56	50.0%
3PT%	9-19	47.4%
FT%	13-17	76.5%

Dead Ball Rebounds: 1, 1

Technical Fouls: Baker-Mazara 2nd 15:07

	MSU	AUB	Points from		Period by Period Scoring				
Biggest lead	0 (1 st 20:00)	19 (1 st 3:57)	Turnovers	13	8	1st	2nd	TOT	
Best Scoring Run	6 (2 nd 13:28)	8 (2 nd 10:49)	Paint	30	28	MSU	22	41	63
Lead Changes	0	0	Second Chance	10	10	AUB	39	39	78
Times Tied	0	0	Fast Breaks	12	12				
Time with Lead	00:00	39:39	Bench	13	26				