



# AUBURN HOOP HISTORY

## Year-by-Year Record

Year	Coach	Overall			Pct.	SEC		Pct.	Finish
		Won	Lost	Tied		Won	Lost		
1905-06	Mike Donahue	5	1	1	.786				
1906-07	Mike Donahue	4	2		.667				
1907-08	Mike Donahue	6	5		.545				
1908-09	Mike Donahue	4	3		.571				
1909-10	Mike Donahue	11	6		.647				
1910-11	Mike Donahue	3	5		.375				
1911-12	Mike Donahue	2	6		.250				
1912-13	Mike Donahue	6	9		.400				
1913-14	Mike Donahue	3	10		.231				
1914-15	Mike Donahue	3	5		.375				
1915-16	Mike Donahue	3	5		.375				
1916-17	Mike Donahue	2	2		.500				
1917-18	Mike Donahue	2	3		.400				
1918-19	Mike Donahue	4	3		.571				
1919-20	Mike Donahue	11	7		.611				
1920-21	Mike Donahue	5	8		.385				
1921-22	Wilbur Hutsell	5	8		.385				
1922-23	Wilbur Hutsell	7	7		.500				
1923-24	Wilbur Hutsell	4	9		.308				
1924-25	Herb Bunker	3	11		.214				
1925-26	Mike Papke	5	10		.333				
1926-27	Mike Papke	13	6		.684				
1927-28	Mike Papke	20	2		.909				
1928-29	George Bohler	6	15		.286				
1929-30	Hal Lee	1	10		.091				
1930-31	Sam McAllister	9	6		.600				
1931-32	Sam McAllister	12	3		.800				
1932-33	Sam McAllister	4	9		.308	4	7	.364	9th
1933-34	Ralph Jordan	2	11		.154	2	9	.182	12th
1934-35	Ralph Jordan	4	13		.235	3	9	.250	11th
1935-36	Ralph Jordan	10	7		.588	7	4	.636	5th
1936-37	Ralph Jordan	11	4		.733	7	4	.636	4th
1937-38	Ralph Jordan	14	5		.737	6	3	.667	4th
1938-39	Ralph Jordan	16	6		.727	8	4	.667	5th
1939-40	Ralph Jordan	7	10		.412	6	7	.462	8th
1940-41	Ralph Jordan	13	6		.684	6	5	.545	7th
1941-42	Ralph Jordan	11	6		.647	9	5	.643	5th
1942-43	Bob Evans	1	14		.067	1	12	.083	11th
1943-44									No Team
1944-45	Bob Evans	3	14		.176	2	6	.250	9th
1945-46	Ralph Jordan	7	9		.438	7	6	.538	5th
1946-47	V.J. Edney	3	18		.143	1	15	.063	12th
1947-48	Danny Doyle	12	10		.545	7	7	.500	4th
1948-49	Danny Doyle	9	15		.375	5	11	.313	10th
1949-50	Joel Eaves	17	7		.708	12	6	.667	3rd
1950-51	Joel Eaves	12	10		.545	6	8	.429	5th
1951-52	Joel Eaves	14	12		.538	6	8	.429	9th
1952-53	Joel Eaves	13	8		.619	6	7	.462	5th
1953-54	Joel Eaves	16	8		.667	8	6	.571	5th
1954-55	Joel Eaves	11	9		.550	6	8	.429	8th
1955-56	Joel Eaves	11	10		.523	8	6	.571	4th
1956-57	Joel Eaves	13	8		.619	8	6	.571	6th
1957-58	Joel Eaves	16	6		.727	11	3	.786	2nd
1958-59	Joel Eaves	20	2		.909	12	2	.857	2nd
1959-60	Joel Eaves	19	3		.864	12	2	.857	SEC Champs
1960-61	Joel Eaves	15	7		.682	8	6	.571	5th
1961-62	Joel Eaves	18	6		.750	11	3	.786	3rd
1962-63	Joel Eaves	18	4		.818	10	4	.714	2nd
1963-64	Bill Lynn	11	12		.478	6	8	.429	10th
1964-65	Bill Lynn	16	9		.640	11	5	.688	3rd
1965-66	Bill Lynn	16	10		.615	8	8	.500	7th
1966-67	Bill Lynn	17	8		.680	12	6	.667	4th

2008-09 Outlook

2008-09 Tigers

Coaching Staff

Coliseum

2007-08 Review

Tiger Records

AU Hoop History

Tiger Tracks

Administration

# TIGERS



Year	Coach	Overall			SEC			Finish
		Won	Lost	Pct.	Won	Lost	Pct.	
1967-68	Bill Lynn	13	13	.500	8	10	.444	6th
1968-69	Bill Lynn	15	10	.600	10	8	.556	4th
1969-70	Bill Lynn	15	11	.577	11	7	.611	3rd
1970-71	Bill Lynn	11	15	.423	8	10	.445	6th
1971-72	Bill Lynn	10	16	.385	6	12	.333	7th
1972-73	Bill Lynn	6	20	.222	4	14	.222	9th
1973-74	Bob Davis	10	16	.385	5	13	.278	9th
1974-75	Bob Davis	18	8	.692	12	6	.667	3rd
1975-76	Bob Davis	16	10	.615	11	7	.611	4th
1976-77	Bob Davis	13	13	.500	6	12	.333	7th
1977-78	Bob Davis	13	14	.481	8	10	.444	5th
1978-79	Sonny Smith	13	16	.448	5	13	.278	9th
1979-80	Sonny Smith	10	18	.357	5	13	.278	9th
1980-81	Sonny Smith	11	16	.407	4	14	.222	9th
1981-82	Sonny Smith	14	14	.500	7	11	.389	7th
1982-83	Sonny Smith	15	13	.536	8	10	.444	8th
1983-84	Sonny Smith	20	11	.645	12	6	.667	2nd
1984-85	Sonny Smith	22	12	.647	8	10	.444	7th
1985-86	Sonny Smith	22	11	.667	13	5	.722	2nd
1986-87	Sonny Smith	18	13	.581	9	9	.500	5th
1987-88	Sonny Smith	19	11	.633	11	7	.611	2nd
1988-89	Sonny Smith	9	19	.321	2	16	.111	10th
1989-90	Tommy Joe Eagles	13	18	.419	8	10	.444	6th
1990-91	Tommy Joe Eagles	13	16	.448	5	13	.278	7th
1991-92	Tommy Joe Eagles	12	15	.444	5	11	.313	5th-Western
1992-93	Tommy Joe Eagles	15	12	.556	8	8	.500	3rd-Western
1993-94	Tommy Joe Eagles	11	17	.393	3	13	.188	6th-Western
1994-95	Cliff Ellis	16	13	.552	7	9	.438	4th-Western
1995-96	Cliff Ellis	19	13	.594	6	10	.375	t-4th-Western
1996-97	Cliff Ellis	16	15	.516	6	10	.375	t-3rd-Western
1997-98	Cliff Ellis	16	14	.533	7	9	.438	3rd-Western
1998-99	Cliff Ellis	29	4	.879	14	2	.875	SEC Champs
1999-2000	Cliff Ellis	24	10	.706	9	7	.563	2nd-Western
2000-01	Cliff Ellis	18	14	.563	7	9	.438	t-4th-Western
2001-02	Cliff Ellis	12	16	.429	4	12	.250	6th-Western
2002-03	Cliff Ellis	22	12	.647	8	8	.500	t-2nd-Western
2003-04	Cliff Ellis	14	14	.500	5	11	.313	t-4th-Western
2004-05	Jeff Lebo	14	17	.452	4	12	.250	t-5th-Western
2005-06	Jeff Lebo	12	16	.429	4	12	.250	t-5th-Western
2006-07	Jeff Lebo	17	15	.531	7	9	.438	t-3rd-Western
2007-08	Jeff Lebo	14	16	.467	4	12	.250	6th-Western

## Coaching Records

Years	Coach	Seasons	Overall			Pct.	SEC		
			Won	Lost	Tied		Won	Lost	Pct.
1905-06 to 1920-21	Mike Donahue	16	74	80	1	.481			
1921-22 to 1923-24	Wilbur Hutsell	3	16	24		.421			
1924-25	Herb Bunker	1	3	11		.214			
1925-26 to 1927-28	Mike Papke	3	38	18		.679			
1928-29	George Bohler	1	6	15		.286			
1929-30	Hal Lee	1	1	10		.091			
1930-31 to 1932-33	Sam McAllister	3	25	18		.581	4	7	.364
1933-34 to 1941-42, 1945-46	Ralph Jordan	10	95	77		.552	61	56	.521
1942-43, 1944-45	Bob Evans	2	4	28		.125	3	18	.143
1946-47	V.J. Edney	1	3	18		.143	1	15	.063
1947-48 to 1948-49	Danny Doyle	2	21	25		.457	12	18	.400
1949-50 to 1962-63	Joel Eaves	14	213	100		.681	124	75	.623
1963-64 to 1972-73	Bill Lynn	10	130	124		.512	84	88	.488
1973-74 to 1977-78	Bob Davis	5	70	61		.534	42	48	.467
1978	Paul Lambert	2 months							
1978-79 to 1988-89	Sonny Smith	11	173	154		.529	84	114	.424
1989-90 to 1993-94	Tommy Joe Eagles	5	64	78		.451	29	55	.345
1994-95 to 2003-04	Cliff Ellis	10	186	125		.598	73	87	.456
2004-05 to present	Jeff Lebo	4	57	64		.471	19	45	.297
Totals		102 (75 SEC)	1179	1030	1	.534	536	626	.461

## Tournament Participation

### ALL COLLEGE CLASSIC (2-4)

1967— Auburn 65, Arkansas 58  
Oklahoma City 78, Auburn 68  
Auburn 76, Virginia Tech 61  
1948— Baylor 59, Auburn 44  
Colorado A&M 46, Auburn 41  
SMU 59, Auburn 41

### BANK ONE FIESTA BOWL BASKETBALL CLASSIC (1-1)

1993— Michigan 102, Auburn 81  
Auburn 81, Fordham 60

### BAYOU CLASSIC (1-1)

1979— Auburn 74, Cal. St.-Long Beach 69  
SW Louisiana 92, Auburn 75

### BIG APPLE NIT (0-1)

1985— West Virginia 75, Auburn 58

### BIG ISLAND INVITATIONAL (1-2)

1996— Colorado 78, Auburn 72 (OT)  
Auburn 98, Hawaii-Hilo 92 (OT)  
Texas Christian 86, Auburn 66

### BIG SUN TOURNAMENT (2-0)

1978— Auburn 78, Oklahoma 70  
Auburn 63, Navy 57

### BIRMINGHAM CLASSIC (8-2)

1961— Auburn 67, LSU 50  
Auburn 77, VPI 63  
1960— Auburn 76, VPI 73  
Auburn 74, Alabama 62  
1959— Navy 68, Auburn 61  
Auburn 59, Alabama 52  
1958— Auburn 70, Wyoming 47  
Auburn 79, Alabama 60  
1957— Auburn 75, TCU 63  
Miss. State 52, Auburn 37

### BLADE GLASS CLASSIC (1-1)

1980— Air Force 48, Auburn 46 (OT)  
Auburn 63, Columbia 55

### BLUE ANGELS CLASSIC (2-2)

1991— Auburn 93, Slippery Rock 66  
South Alabama 107, Auburn 87  
1989— Auburn 75, Navy 61  
Southern Miss 84, Auburn 73

### BLUEBONNET BOWL TOURNAMENT (1-1)

1964— Houston 50, Auburn 48  
Auburn 94, Rice 71

### BLUE GRAY TOURNAMENT (2-2)

1955— Texas 83, Auburn 76  
Eastern Kentucky 93, Auburn 71  
1954— Auburn 91, Washington & Lee 81  
Auburn 73, Tennessee 64

### CAPITAL CITY CLASSIC (3-1)

1995— Auburn 92, Norfolk State 56  
Auburn 84, Florida A&M 54

1994— Auburn 83, Florida A&M 70  
Kansas State 78, Auburn 75

### CARDINAL VARSITY CLUB CLASSIC (1-1)

1994— Auburn 77, Georgia Southern 45  
Ball State 82, Auburn 74

### CAROLINA INVITATIONAL (1-2)

1951— Auburn 66, Davidson 59  
Georgia Tech 79, Auburn 62  
South Carolina 70, Auburn 67

### CAROUSEL TOURNAMENT (2-1)

1956— Auburn 89, Clemson 64  
Auburn 66, St. Joseph's 64  
Wake Forest 58, Auburn 48

### COLONIAL CLASSIC (1-1)

1983— Auburn 78, Youngstown State 52  
South Alabama 95, Auburn 73

### COTTON STATES CLASSIC (1-1)

1987— Auburn 65, Villanova 64  
Georgia Tech 83, Auburn 72

### COUGAR CLASSIC (1-1)

1997— Pepperdine 62, Auburn 55  
Auburn 63, Weber State 58

### DR. PEPPER CLASSIC (1-1)

1991— Auburn 104, Eastern Kentucky 92  
Tenn.-Chattanooga 87, Auburn 75

### DR. PEPPER INVITATIONAL (2-0)

1995— Auburn 63, Liberty 58  
Auburn 83, Baylor 64

### ENERGIA SYSTEMS THANKGIVING TOURNAMENT (2-1)

2000— Auburn 89, Robert Morris 71  
Toledo 95, Auburn 90 (2OT)  
Auburn 80, Providence 69

### GATOR BOWL TOURNAMENT (1-1)

1983— Wake Forest 76, Auburn 67  
Auburn 95, Villanova 83

### GREAT ALASKA SHOOTOUT (0-3)

1989— Michigan State 92, Auburn 79  
Connecticut 95, Auburn 81  
Alaska-Anchorage 109, Auburn 94

### HOUSTON CLASSIC (0-2)

1961— Texas A&M 62, Auburn 50  
Houston 54, Auburn 49

### ILLINI CLASSIC (1-1)

1987— Auburn 70, San Jose State 65  
Illinois 107, Auburn 103 (OT)

### IPTAY TOURNAMENT (0-2)

1973— Clemson 87, Auburn 72  
Jacksonville 90, Auburn 78

### IRON DUKE CLASSIC (0-2)

1981— William & Mary 58, Auburn 48  
Duke 72, Auburn 71

### KRYSTAL CLASSIC (1-1)

1984— VCU 78, Auburn 59  
Auburn 95, Delaware 63

### LOUISVILLE CLASSIC (1-1)

1976— Creighton 81, Auburn 76  
Auburn 78, Rutgers 75

### MARSHALL MEMORIAL INV. (2-0)

1977— Auburn 66, Southern Illinois 65  
Auburn 112, Oklahoma State 94

### MEMPHIS INVITATIONAL (1-1)

1953— Auburn 78, Memphis State 64  
Ole Miss 65, Auburn 55

### MOBILE CLASSIC (4-0)

1968— Auburn 73, Southern Miss 70  
Auburn 75, Xavier 73  
1966— Auburn 67, Florida State 59  
Auburn 80, TCU 79

### OLD DOMINION TOURNAMENT (1-1)

1970— Auburn 86, Xavier 73  
Old Dominion 89, Auburn 76

### PILLSBURY CLASSIC (1-1)

1974— Clemson 63, Auburn 59  
Auburn 73, Navy 69

### POINSETTIA TOURNAMENT (2-2)

1971— Auburn 103, Furman 78  
Clemson 77, Auburn 67  
1964— Clemson 77, Auburn 65  
Auburn 107, Furman 86

### PUERTO RICO SHOOTOUT (3-0)

1995— Auburn 70, La Salle 60  
Auburn 82, James Madison 71  
Auburn 82, #13 Louisville 78

### RED LOBSTER CLASSIC (3-1)

1988— Villanova 84, Auburn 83  
Auburn 95, Central Florida 68  
1985— Auburn 78, Central Florida 49  
Auburn 89, Boston College 85

### SAN JUAN SHOOTOUT (8-1)

2004— Auburn 74, Delaware 46  
Auburn 79, Middle Tenn. State 74  
Toledo 68, Auburn 65  
2002— AU 94, Puerto Rico-Mayaguez 64  
Auburn 63, Denver 58  
Auburn 94, Troy State 66  
1999— #6 AU 109, P.R.-Mayaguez 52  
#6 Auburn 73, Virginia Tech 63  
#6 Auburn 87, Pepperdine 76

### SHOW ME CLASSIC (0-2)

1979— Arkansas State 69, Auburn 62  
George Washington 71, Auburn 60

### SOUTH PADRE ISLAND INVITATIONAL (2-2)

2006— Auburn 95, Winston-Salem St. 62  
Auburn 64, East Tenn. State 58  
Oklahoma State 66, Auburn 65  
#7 Wisconsin 77, Auburn 63

### SUGAR BOWL TOURNAMENT (4-6)

1990— Villanova 88, Auburn 71  
Auburn 84, Tulane 71  
1977— Southern Cal 85, Auburn 74  
Temple 74, Auburn 73  
1965— Dayton 85, Auburn 71  
Houston 89, Auburn 76  
1963— Duke 84, Auburn 67  
Auburn 62, Loyola (N.O.) 52  
1962— Auburn 64, Xavier 57  
Auburn 71, Houston 69

### SUN BOWL CLASSIC (3-3)

1986— Auburn 89, Iowa State 87  
UTEP 87, Auburn 82  
1975— SMU-87, Auburn 85 (OT)  
Auburn 92, Tulsa 74  
1973— UTEP 68, Auburn 56  
Auburn 88, Lamar 78

### TAMPA INVITATIONAL (3-1)

1967— St. Bonaventure 77, Auburn 73  
Auburn 70, Rutgers 62  
1965— Auburn 76, Columbia 75 (OT)  
Auburn 59, Florida State 58

### TROJAN CLASSIC (0-2)

1972— Southern Cal 73, Auburn 66  
Western Kentucky 87, Auburn 72

### UNITED AIRLINES TIP-OFF CLASSIC (2-0)

1998— Auburn 70, Rutgers 55  
Auburn 84, Hawaii 57

### USAIR EAST COAST CLASSIC (1-1)

1992— Auburn 65, Louisiana Tech 45  
UNC-Wilmington 91, Auburn 80

### UTAH HILTON CLASSIC (2-0)

1982— Auburn 69, Cal State-Fullerton 60  
Auburn 71, Utah 62

### VANDERBILT CLASSIC (2-0)

1969— Auburn 70, St. Louis 66  
Auburn 85, Dartmouth 76

### VOLUNTEER INVITATIONAL (0-2)


1966— Tennessee 73, Auburn 49  
Miami (Fla.) 87, Auburn 73

### WENDY'S CLASSIC (1-1)

1985— Auburn 80, Kentucky Wesleyan 71  
Western Kentucky 71, Auburn 58



Auburn celebrates winning the 1995 Dr. Pepper Inv. in Waco, Texas.



Auburn won the 1995 Puerto Rico Shootout after trailing by 22 points to Louisville.



## AUBURN HOOP HISTORY

# Year-by-Year Tournament Results

### 2006

South Padre Island Invitational in South Padre Island, TX and Auburn, AL  
 Nov. 17—Auburn 95, Winston-Salem 62  
 Nov. 19—Auburn 64, East Tenn. State 58  
 Nov. 24—Oklahoma State 66, Auburn 65  
 Nov. 25—Wisconsin 77, Auburn 63

### 2004

San Juan Shootout in Carolina, P.R.  
 Dec. 20—Auburn 74, Delaware 46  
 Dec. 21—Auburn 79, Middle Tenn. State 74  
 Dec. 22—Toledo 68, Auburn 65  
 (Auburn crowned as Champions via tiebreaker)

### 2002

San Juan Shootout in Caguas, P.R.  
 Dec. 20—Auburn 94, Puerto Rico-Mayaguez 64  
 Dec. 21—Auburn 63, Denver 58  
 Dec. 22—Auburn 94, Troy State 66 (Champs)

### 2000

Energia Systems Thanksgiving Tour. in Kansas City, Mo.  
 Nov. 24—Auburn 89, Robert Morris 71  
 Nov. 25—Toledo 95, Auburn 90 (2OT)  
 Nov. 26—Auburn 80, Providence 69

### 1999

San Juan Shootout in San Juan, P.R.  
 Dec. 20—#6 Auburn 109, P.R.-Mayaguez 52  
 Dec. 21—#6 Auburn 73, Virginia Tech 63  
 Dec. 22—#6 Auburn 87, Pepperdine 76 (Champs)

### 1998

United Airlines Tip-Off Classic in Honolulu, HI  
 Nov. 27—Auburn 70, Rutgers 55  
 Nov. 28—Auburn 84, Hawaii 57 (Champions)

### 1997

Cougar Classic in Provo, Utah  
 December 12—Pepperdine 62, Auburn 55  
 December 13—Auburn 63, Weber State 58

### 1996

Big Island Invitational in Hilo, Hawaii  
 November 29—Colorado 78, Auburn 72 (OT)  
 November 30—Auburn 98, Hawaii-Hilo 92 (OT)  
 December 1—Texas Christian 86, Auburn 66

### 1995

Puerto Rico Shootout in Bayamon, P.R.  
 November 24—Auburn 70, La Salle 60  
 November 25—Auburn 82, James Madison 71  
 November 26—Auburn 82, #13 Louisville 78  
 (Champions)

Dr. Pepper Invitational in Waco, Texas  
 December 8—Auburn 63, Liberty 58  
 December 9—Auburn 83, Baylor 64 (Champions)

Capital City Classic in Tallahassee, Fla.  
 December 29—Auburn 92, Norfolk State 56  
 December 30—Auburn 84, Florida A&M 54  
 (Champions)

### 1994

Cardinal Varsity Club Classic in Muncie, Ind.  
 December 2—Auburn 77, Georgia Southern 45  
 December 3—Ball State 82, Auburn 74

Capital City Classic in Tallahassee, Fla.  
 December 29—Auburn 83, Florida A&M 70  
 December 30—Kansas State 78, Auburn 75

### 1993

Bank One Fiesta Bowl Basketball Classic in Tucson, Ariz.  
 December 28—#7 Michigan 102, Auburn 81  
 December 30—Auburn 81, Fordham 60

### 1992

USAir East Coast Classic in Wilmington, N.C.  
 December 18—Auburn 65, Louisiana Tech 45  
 Dec. 19—UNC-Wilmington 91, Auburn 80

### 1991

Blue Angels Classic in Pensacola, Fla.  
 December 20—Auburn 93, Slippery Rock 66  
 Dec. 21—South Alabama 107, Auburn 87

Dr. Pepper Classic in Chattanooga, Tenn.  
 December 28—Auburn 104, Eastern Kentucky 92  
 December 29—Tenn.-Chattanooga 87, Auburn 75

### 1990

USF&G Sugar Bowl Tourney in New Orleans, La.  
 December 27—Villanova 88, Auburn 71  
 December 28—Auburn 84, Tulane 71

### 1989

Great Alaska Shootout in Anchorage, Alaska  
 November 24—Michigan State 92, Auburn 79  
 November 25—Connecticut 95, Auburn 81  
 Nov. 26—Alaska-Anchorage 109, Auburn 94

Blue Angels Classic in Pensacola, Fla.  
 December 28—Auburn 75, Navy 61  
 December 29—Southern Miss 84, Auburn 73

### 1988

Red Lobster Classic in Orlando, Fla.  
 December 28—Villanova 84, Auburn 83  
 December 29—Auburn 95, Central Florida 68

### 1987

Illini Classic in Champaign, Ill.  
 December 11—Auburn 70, San Jose State 65  
 Dec. 12—Illinois 107, Auburn 103 (OT)

Cotton States Classic in Atlanta, Ga.  
 December 29—Auburn 65, Villanova 64  
 December 30—Georgia Tech 83, Auburn 72

### 1986

Sun Bowl Classic in El Paso, Texas  
 December 28—#5 Auburn 89, Iowa State 87  
 December 29—UTEP 87, Auburn 82

### 1985

Big Apple NIT in Hartford, Conn.  
 Nov. 22—West Virginia 75, #10 Auburn 58

Wendy's Classic in Bowling Green, Ky.  
 December 6—Auburn 80, Kentucky Wesleyan 71  
 Dec. 7—Western Kentucky 71, Auburn 58

Red Lobster Classic in Orlando, Fla.  
 December 22—Auburn 78, Central Florida 49  
 December 23—Auburn 89, Boston College 85  
 (Champions)

### 1984

Krystal Classic in Chattanooga, Tenn.  
 December 21—VCU 78, Auburn 59  
 December 22—Auburn 95, Delaware 63


### 1983

Colonial Classic in Mobile, Ala.  
 Dec. 8—Auburn 78, Youngstown State 52  
 Dec. 9—South Alabama 95, Auburn 73

Gator Bowl Tournament in Jacksonville, Fla.  
 Dec. 27—#10 Wake Forest 76, Auburn 67  
 December 28—Auburn 95, Villanova 83

### 1982

Utah-Hilton Classic in Salt Lake City, Utah  
 Dec. 28—Auburn 69, Cal State-Fullerton 60  
 December 29—Auburn 71, Utah 62 (Champs)



Auburn was ecstatic after erasing a 22-point halftime deficit to win the 1995 Puerto Rico Shootout title with an 82-78 victory over #13 Louisville. It was the Tigers' first tournament title in 10 years.

**1981**

Iron Duke Classic in Durham, N.C.  
 Dec. 29—William & Mary 58, Auburn 48  
 December 30—Duke 72, Auburn 71

**1980**

Blade-Glass Classic in Toledo, Ohio  
 Dec. 29—Air Force 48, Auburn 46 (OT)  
 December 30—Auburn 63, Columbia 55

**1979**

Show Me Classic in Columbia, Mo.  
 December 7—Arkansas State 69, Auburn 62  
 December 8—George Washington 71, Auburn 60

Bayou Classic in Lafayette, La.  
 Dec. 21—Auburn 74, Cal St.-Long Beach 69  
 Dec. 22—Southwestern La. 92, Auburn 75

**1978**

Big Sun Tournament in St. Petersburg, Fla.  
 December 15—Auburn 78, Oklahoma 70  
 December 16—Auburn 63, Navy 57 (Champions)

**1977**

Marshall Memorial Invit. in Huntington, W. Va.  
 December 10—Auburn 66, Southern Illinois 65  
 December 11—Auburn 112, Oklahoma St. 94  
 (Champions)

Sugar Bowl Tournament in New Orleans, La.  
 December 29—Southern Cal 85, Auburn 74  
 December 30—Temple 74, Auburn 73

**1976**

Louisville Classic in Louisville, Ky.  
 December 28—Creighton 81, #20 Auburn 76  
 December 29—#20 Auburn 78, Rutgers 75

**1975**

Sun Carvinal in El Paso, Texas  
 Dec. 19—SMU 87, #17 Auburn 85 (OT)  
 December 20—#17 Auburn 92, Tulsa 74

**1974**

Pillsbury Classic in Minneapolis, Minn.  
 December 27—Clemson 63, Auburn 59  
 December 28—Auburn 73, Navy 69

**1973**

IPTAY Tournament in Clemson, S.C.  
 November 30—Clemson 87, Auburn 72  
 Dec. 1—#17 Jacksonville 90, Auburn 78

Sun Carnival in El Paso, Texas  
 December 21—Texas-El Paso 68, Auburn 56  
 December 22—Auburn 88, Lamar 78

**1972**

Trojan Classic in Los Angeles, Calif.  
 December 15—Southern Cal 73, Auburn 66  
 December 16—Western Kentucky 87, Auburn 72

**1971**

Poinsettia Tournament in Greenville, S.C.  
 December 29—Auburn 103, Furman 78  
 December 30—Clemson 77, Auburn 67

**1970**

Old Dominion Tournament in Norfolk, Va.

December 29—Auburn 86, Xavier 73  
 December 30—Old Dominion 89, Auburn 76

**1969**

Vanderbilt Classic in Nashville, Tenn.  
 December 19—Auburn 70, St. Louis 66  
 Dec. 20—Auburn 85, Dartmouth 76 (Champs)

**1968**

Mobile Classic in Mobile, Ala.  
 December 27—Auburn 73, Southern Miss 70  
 Dec. 28—Auburn 75, Xavier 73 (Champions)

**1967**

Tampa Invitational in Tampa, Fla.  
 December 18—St. Bonaventure 77, Auburn 73  
 December 19—Auburn 70, Rutgers 62

All-College Classic in Oklahoma City, Okla.  
 December 27—Auburn 65, Arkansas 58  
 Dec. 28—Oklahoma City 78, Auburn 68  
 December 29—Auburn 76, Virginia Tech 61

**1966**

Volunteer Invitational in Knoxville, Tenn.  
 December 16—Tennessee 73, Auburn 49  
 December 17—Miami (Fla.) 87, Auburn 73

Mobile Classic in Mobile, Ala.  
 December 27—Auburn 67, Florida State 59  
 December 28—Auburn 80, TCU 79 (Champs)

**1965**

Tampa Invitational in Tampa, Fla.  
 December 20—Auburn 76, Columbia 75 (OT)  
 Dec. 21—Auburn 59, Florida State 58 (Champs)

Sugar Bowl Tournament in New Orleans, La.  
 December 29—Dayton 85, Auburn 71  
 December 30—Houston 89, Auburn 76

**1964**

Bluebonnet Bowl Tournament in Houston, Texas  
 December 15—Houston 50, Auburn 48  
 December 17—Auburn 94, Rice 71

Poinsettia Classic in Greenville, S.C.  
 December 27—Clemson 77, Auburn 65  
 December 29—Auburn 107, Furman 86

**1963**

Sugar Bowl Tournament in New Orleans, La.  
 December 30—Duke 84, Auburn 67  
 December 31—Auburn 62, Loyola (N.O.) 52

**1962**

Sugar Bowl Tournament in New Orleans, La.  
 December 28—Auburn 64, Xavier 57  
 December 29—Auburn 71, Houston 69 (OT)  
 (Champions)

**1961**

Birmingham Classic in Birmingham, Ala.  
 December 15—Auburn 67, LSU 50  
 December 16—Auburn 77, VPI 63 (Champions)

Houston Classic in Houston, Texas  
 December 22—Texas A&M 62, Auburn 50  
 December 23—Houston 54, Auburn 49

**1960**

Birmingham Classic in Birmingham, Ala.  
 December 16—#11 Auburn 76, VPI 73  
 Dec. 17—#11 Auburn 74, Alabama 62 (Champs)

**1959**

Birmingham Classic in Birmingham, Ala.  
 December 18—Navy 68, Auburn 61  
 December 19—Auburn 59, Alabama 52

**1958**

Birmingham Classic in Birmingham, Ala.  
 December 19—#13 Auburn 70, Wyoming 47  
 Dec. 20—#13 Auburn 79, Alabama 60 (Champs)

**1957**

Birmingham Classic in Birmingham, Ala.  
 December 13—Auburn 75, TCU 63  
 December 14—Mississippi State 52, Auburn 37

**1956**

Carousel Tournament in Charlotte, N.C.  
 December 17—Auburn 89, Clemson 64  
 December 18—Auburn 66, St. Joseph's 64  
 December 19—Wake Forest 58, Auburn 48

**1955**

Blue-Gray Tournament in Montgomery, Ala.  
 December 16—Texas 83, Auburn 76  
 December 17—Eastern Ky. 93, Auburn 71

**1954**

Blue-Gray Tournament in Montgomery, Ala.  
 Dec. 17—Auburn 91, Washington & Lee 81  
 Dec. 18—Auburn 73, Tennessee 64 (Champs)

**1953**

Memphis Invitational in Memphis, Tenn.  
 January 2—Auburn 78, Memphis State 64  
 January 3—Ole Miss 65, Auburn 55

**1951**

Carolina Invitational in Charlotte, N.C.  
 December 28—Auburn 66, Davidson 59  
 December 29—Georgia Tech 79, Auburn 62  
 December 29—South Carolina 70, Auburn 67

**1948**

All College Classic in Oklahoma City, Okla.  
 Dec. 27—Baylor 59, Auburn 44  
 Dec. 28—Colorado A&M 46, Auburn 41  
 Dec. 29—SMU 59, Auburn 41



The 1998-99 Tigers pose after winning the 1998 United Airlines Tip-off Classic in Honolulu, Hawaii.



# AUBURN HOOP HISTORY

## SEC Tournament (1933-52, 1979-2008)

### 2008

The Georgia Dome in Atlanta, Ga.  
March 13—#17 Vanderbilt 93, Auburn 82

### 2007

The Georgia Dome in Atlanta, Ga.  
March 8—Georgia 80, Auburn 65

### 2006

Gaylord Entertainment Center in Nashville, Tenn.  
March 9—Vanderbilt 76, Auburn 71

### 2005

The Georgia Dome in Atlanta, Ga.  
March 10—Auburn 77, Vanderbilt 73  
March 11—LSU 89, Auburn 58

### 2004

The Georgia Dome in Atlanta, Ga.  
March 11—Georgia 73, Auburn 59

### 2003

The Louisiana Superdome in New Orleans, La.  
March 13—Auburn 66, Tennessee 53  
March 14—#2 Kentucky 78, Auburn 58

### 2002

The Georgia Dome in Atlanta, Ga.  
March 7—#11 Florida 81, Auburn 63

### 2001

Gaylord Entertainment Center in Nashville, Tenn.  
March 8—#24 Tennessee 73, Auburn 66

### 2000

The Georgia Dome in Atlanta, Ga.  
March 10—#23 Auburn 78, #10 Florida 70  
March 11—#23 Auburn 77, So. Carolina 72 (ot)  
March 12—Arkansas 75, #23 Auburn 67  
(runner-up)

### 1999

The Georgia Dome in Atlanta, Ga.  
March 5—#4 Auburn 93, Alabama 61  
March 6—#14 Kentucky 69, #4 Auburn 57

### 1998

The Georgia Dome in Atlanta, Ga.  
March 5—Florida 68, Auburn 64

### 1997

The Pyramid in Memphis, Tenn.  
March 6—Auburn 67, Tennessee 54  
March 7—#6 Kentucky 92, Auburn 50

### 1996

The Louisiana Superdome in New Orleans, La.  
March 7—Auburn 68, Vanderbilt 65  
March 8—#25 Miss. State 69, Auburn 58

### 1995

The Georgia Dome in Atlanta, Ga.  
March 9—Auburn 81, South Carolina 66  
March 10—#3 Kentucky 93, Auburn 81

### 1994

The Pyramid in Memphis, Tenn.  
March 10—Auburn 81, Vanderbilt 56  
March 11—Alabama 83, Auburn 55

### 1993

Rupp Arena in Lexington, Ky.  
March 11—Tennessee 78, Auburn 76

### 1992

Birmingham-Jefferson Civic Center in B'ham, Ala.  
Ineligible to compete

### 1991

Memorial Gymnasium in Nashville, Tenn.  
March 8—Auburn 92, #16 LSU 77  
March 9—#24 Alabama 77, Auburn 59

### 1990

Orlando Arena in Orlando, Fla.  
March 9—Auburn 78, #11 LSU 76  
March 10—Alabama 87, Auburn 71

### 1989

Thompson-Boling Arena in Knoxville, Tenn.  
March 9—Ole Miss 80, Auburn 68

### 1988

Assembly Center in Baton Rouge, La.  
March 11—Georgia 65, Auburn 60

### 1987

The Omni in Atlanta, Ga.  
March 6—Auburn 79, Kentucky 72  
March 7—#9 Alabama 87, Auburn 68

### 1986

Rupp Arena in Lexington, Ky.  
March 6—Mississippi State 65, Auburn 63

### 1985

Birmingham-Jefferson Civic Center in B'ham, Ala.  
March 6—Auburn 68, Ole Miss 60  
March 7—Auburn 58, LSU 55  
March 8—Auburn 43, Florida 42  
March 9—Auburn 53, Alabama 49 (ot)  
(Champions)

### 1984

Memorial Gymnasium in Nashville, Tenn.  
March 8—Auburn 59, Vanderbilt 58  
March 9—Auburn 60, Tennessee 58  
March 10—#3 Kentucky 51, Auburn 49  
(runner-up)

### 1983

Birmingham-Jefferson Civic Center in B'ham, Ala.  
March 10—Alabama 62, Auburn 61

### 1982

Rupp Arena in Lexington, Ky.  
March 3—Auburn 38, Miss. State 36 (ot)  
March 4—#15 Kentucky 89, Auburn 66

### 1981

Birmingham-Jefferson Civic Center in B'ham, Ala.  
March 4—Florida 50, Auburn 48 (ot)

### 1980

Birmingham-Jefferson Civic Center in B'ham, Ala.  
February 27—Auburn 79, Georgia 71  
February 28—#2 Kentucky 69, Auburn 61

### 1979

Birmingham-Jefferson Civic Center in B'ham, Ala.  
February 28—Auburn 59, Vanderbilt 53  
March 1—Auburn 95, Georgia 91 (4OT)  
March 2—#20 Tennessee 74, Auburn 65

### 1952

Jefferson County Armory in Louisville, Ky.

February 28—Alabama 63, Auburn 49

### 1951

Jefferson County Armory in Louisville, Ky.  
March 2—Kentucky 84, Auburn 54

### 1950

Jefferson County Armory in Louisville, Ky.  
March 3—LSU 73, Auburn 45

### 1949

Jefferson County Armory in Louisville, Ky.  
March 4—Kentucky 70, Auburn 39

### 1948

Jefferson County Armory in Louisville, Ky.  
March 4—Tulane 47, Auburn 40

### 1947

Jefferson County Armory in Louisville, Ky.  
February 28—Kentucky 84, Auburn 18

### 1946

Jefferson County Armory in Louisville, Ky.  
February 28—Kentucky 69, Auburn 24

### 1945

Jefferson County Armory in Louisville, Ky.  
February 29—Tennessee 56, Auburn 24

### 1944

Jefferson County Armory in Louisville, Ky.  
February 24-25—Auburn did not participate due to World War II.

### 1943

Jefferson County Armory in Louisville, Ky.  
February 25—LSU 67, Auburn 38

### 1942

Jefferson County Armory in Louisville, Ky.  
February 26—Auburn 36, Vanderbilt 34  
February 27—Auburn 45, Tulane 36  
February 28—Kentucky 40, Auburn 31

### 1941

Jefferson County Armory in Louisville, Ky.  
February 28—Alabama 38, Auburn 16

### 1940

Alumni Memorial Gymnasium in Knoxville, Tenn.  
February 28—Georgia 48, Auburn 41

### 1939

Alumni Memorial Gymnasium in Knoxville, Tenn.  
March 1—Auburn 43, Tulane 30  
March 2—Tennessee 49, Auburn 35

### 1938

John Parker Agricultural Ctr. in Baton Rouge, La.  
March 3—LSU 60, Auburn 34

### 1937

Alumni Memorial Gymnasium in Knoxville, Tenn.  
Feb. 26-March 1: Auburn did not participate.

### 1936

Alumni Memorial Gymnasium in Knoxville, Tenn.  
February 28—Auburn 43, Georgia 26  
February 29—Tennessee 43, Auburn 25

### 1935

No SEC Tournament held.

2008-09 Outlook  
2008-09 Tigers  
2008-09 Coaching Staff  
Coliseum  
2007-08 Review  
Tiger Records  
AU Hoop History  
Tiger Tracks  
Administration

**1934**

Atlanta Athletic Club in Atlanta, Ga.  
 February 23—Tennessee 43, Auburn 26

**1933**

Atlanta Athletic Club in Atlanta, Ga.  
 February 24—LSU 57, Auburn 33



Frank Ford slams home Auburn's 1985 SEC Tournament Championship with a 53-49 overtime victory over Alabama in Birmingham, Ala. The Tigers, an eighth seed, became the first team in SEC history to win four games in four days to claim the SEC Tournament title.

## Southern Conference Results (1921-32)

**1932**

Southern Conference Tournament in Atlanta, Ga.  
 February 26-29: Auburn 34, N.C. State 33; Auburn 30, LSU 22; North Carolina 52, Auburn 31

**1931**

Southern Conference Tournament in Atlanta, Ga.  
 February 27-March 3: Auburn 33, Virginia 26; Georgia 31, Auburn 27

**1930**

Auburn did not participate.

**1929**

Southern Conference Tournament in Atlanta, Ga.  
 March 1-5: Georgia 42, Auburn 24

**1928**

Southern Conference Tournament in Atlanta, Ga.  
 February 24-28: Auburn 27, Clemson 26; Auburn 30, Georgia Tech 29; Auburn 42, Miss. State 34; Ole Miss 32, Auburn 31

**1927**

Southern Conference Tournament in Atlanta, Ga.  
 February 25-March 5: Auburn 38, VPI 33; North Carolina 28, Auburn 15

**1926**

Southern Conference Tournament in Atlanta, Ga.  
 February 26-March 2: N.C. State 32, Auburn 26

**1925**

Southern Conference Tournament in Atlanta, Ga.  
 February 29-March 5: Virginia 29, Auburn 27

**1924**

Southern Conference Tournament in Atlanta, Ga.  
 February 28-March 4: Auburn 35, Georgia Tech 29; Alabama 40, Auburn 19

**1927**

Southern Intercollegiate Tournament in Atlanta, Ga.  
 February 27-March 3: Mercer 45, Auburn 24

**1922**

Southern Intercollegiate Tournament in Atlanta, Ga.  
 Feb. 24-March 2: Auburn 32, Newberry 21; North Carolina 32, Auburn 27

**1921**

Southern Intercollegiate Tournament in Atlanta, Ga.  
 February 25-March 2: Auburn 45, Clemson 25; Georgia 32, Auburn 24



# AUBURN HOOP HISTORY

## NCAA Tournament

### Results

#### 1984

NCAA East First Round at the Charlotte Coliseum in Charlotte, N.C.  
March 15—Richmond 72, Auburn 71

#### 1985

NCAA Southeast First and Second Rounds at the Athletic and Convocation Center in Notre Dame, Ind.  
March 14—Auburn 59, Purdue 58  
March 16—Auburn 66, Kansas 64  
Southeast Regional at the Birmingham Coliseum in Birmingham, Ala.  
March 22—North Carolina 62, Auburn 56

#### 1986

NCAA West First and Second Rounds at the Long Beach Arena in Long Beach, Calif.  
March 14—Auburn 73, Arizona 63  
March 16—Auburn 81, St. John's 65  
West Regional Semifinals and Finals at The Summit in Houston, Texas  
March 20—Auburn 70, UNLV 63  
March 22—Louisville 84, Auburn 76

#### 1987

NCAA Midwest First and Second Rounds at the Indiana Hoosier Dome in Indianapolis, Ind.  
March 12—Auburn 62, San Diego 61  
March 14—Indiana 107, Auburn 90

#### 1988

NCAA Southeast First and Second Rounds at The Omni in Atlanta, Ga.  
March 17—Auburn 90, Bradley 86  
March 19—Oklahoma 107, Auburn 87

#### 1999

NCAA South First and Second Rounds at the RCA Dome in Indianapolis, Ind.  
March 11—Auburn 80, Winthrop 41  
March 13—Auburn 81, Oklahoma State 74  
South Regional Semifinals at Thompson-Boling Arena in Knoxville, Tenn.  
March 18—Ohio State 72, Auburn 64

#### 2000

NCAA Midwest First and Second Rounds at the Hubert H. Humphrey Metrodome in Minneapolis, Minn.  
March 16—#22 Auburn 72, Creighton 69  
March 17—#6 Iowa State 79, #22 Auburn 60

#### 2003

NCAA East First and Second Rounds at the St. Pete Times Forum in Tampa, Fla.  
March 21—Auburn 65, Saint Joseph's 63 (ot)  
March 23—Auburn 68, #8 Wake Forest 62  
East Regional Semifinals at the Pepsi Arena in Albany, N.Y.  
March 28—#12 Syracuse 79, Auburn 78

**NCAA TOTALS: Won 12, Lost 8 (.600)**

### Records

#### Individual Single Game

**Points**—36, Chris Morris (1988 vs. Bradley)  
**Field Goals**—12, Chuck Person (1986 vs. UNLV and St. John's)  
12, Marquis Daniels (2003 vs. Syracuse)  
**Field Goals Attempted**—25, Chuck Person (1985 vs. North Carolina)  
**3-Pointers Made**—4, Gerald White (1987 vs. Indiana), Daymeon Fishback (2000 vs. Creighton), Nathan Watson (2003 vs. Syracuse)  
**3-Pointers Attempted**—9, Gerald White (1987 vs. Indiana),  
9, Derrick Bird (2003 vs. Syracuse)  
**Free Throws**—12, Jeff Moore (1988 vs. Oklahoma)

12, Chris Morris (1988 vs. Bradley)

**Free Throws Attempted**—13, Jeff Moore (1988 vs. Oklahoma)  
13, Chris Morris (1988 vs. Bradley)

**Rebounds**—17, Charles Barkley (1984 vs. Richmond)

**Assists**—10, Gerald White (1987 vs. Indiana, '86 vs. UNLV)

#### NCAA Tournament

**Points by a Player**—95, Chuck Person (1986, 4 games)

**Field Goals by a Player**—44, Chuck Person (1986, 4 games)

**3-Pointers by a Player**—7, Derrick Bird (2003, 3 games)

**Free Throws by a Player**—16, Chris Morris (1988, 2 games),  
16, Gerald White (1986, 4 games)

**Rebounds by a Player**—38, Chuck Person (1986, 4 games)

**Assists by a Player**—34, Gerald White (1986, 4 games)

**Points by a Team**—300 (1986, 4 games)

**Field Goals by a Team**—126 (1986, 4 games)

**Free Throws by a Team**—48 (1986, 4 games)

**Rebounds by a Team**—143 (1986, 4 games)

#### Career

**Points**—162, Chuck Person (1984, '85, '86, 8 games)

**Field Goals**—76, Chuck Person (1984, '85, '86, 8 games)

**Free Throws**—30, Jeff Moore (1985, '86, '87, '88, 11 games)

**Rebounds**—94, Jeff Moore (1985, '86, '87, '88, 11 games)

**Assists**—63, Gerald White (1984, '85, '86, '87, 10 games)

#### Team Single Game

**Points**—90 (1988 vs. Bradley, 1987 vs. Indiana)

**Field Goals**—36 (1987 vs. Indiana)

**Field Goals Attempted**—86 (1987 vs. Indiana)

**Field Goal Percentage**—.532 (33-62, 1986 vs. Louisville)

**3-Pointers**—11 (2000 vs. Creighton)

**3-Pointers Attempted**—24 (1988 vs. Oklahoma)

**3-Point Percentage**—.524 (11-21, 2000 vs. Winthrop)

**Free Throws**—23 (1988 vs. Bradley)

**Free Throws Attempted**—27 (1988 vs. Bradley)

**Free Throw Percentage**—.923 (12-13, 1987 vs. Indiana)

**Rebounds**—57 (1988 vs. Oklahoma)

**Personal Fouls**—25 (1987 vs. Indiana)

#### Opponent Individual Single Game

**Points**—44, Hersey Hawkins (1988 for Bradley)

**Field Goals**—15, Hersey Hawkins (1988 for Bradley)

**Field Goals Attempted**—25, Hersey Hawkins (1988 for Bradley)

**3-Pointers Made**—7, Steve Alford (1987 for Indiana)

**3-Pointers Attempted**—11, Steve Alford (1987 for Indiana)

**Free Throws**—9, Stacey King (1988 for Oklahoma)

9, Daryl Thomas (1987 for Indiana)

**Free Throws Attempted**—12, Stacey King (1988 for Oklahoma)

**Rebounds**—13, Rick Calloway (1987 for Indiana)

**Assists**—15, Keith Smart (1987 for Indiana)

#### Opponent Team Single Game

**Points**—107 (1988 by Oklahoma, 1987 by Indiana)

**Field Goals**—41 (1988 by Oklahoma)

**Field Goals Attempted**—76 (1988 by Oklahoma)

**Field Goal Percentage**—.603 (38-63, 1987 by Indiana)

**3-Pointers**—12 (2000 by Creighton)

**3-Pointers Attempted**—32 (2000 by Creighton)

**3-Point Percentage**—.538 (7-13, 1987 by Indiana)

**Free Throws**—25 (2000 by #6 Iowa State)

**Free Throws Attempted**—31 (2000 by #6 Iowa State)

**Free Throw Percentage**—.857 (24-28, 1987 by Indiana),

.857 (18-21, 2003 by Wake Forest)

**Rebounds**—45 (1987 by Indiana)

**Personal Fouls**—23 (1988 by Oklahoma and Bradley),

23 (2003 by Wake Forest)



## Box Scores

**Richmond 72, Auburn 71**  
**March 15, 1984**  
**NCAA First Round East Regional**  
**Charlotte Coliseum • Charlotte, N.C.**

Richmond	FG-FGA	FT-FTA	REB	PF	TP	MIN	A	TO	BLK	S
John Newman	11-22	4-5	1	3	26	39	0	3	2	1
John Davis	3-5	0-1	12	4	6	36	4	2	0	2
Bill Flye	8-14	3-4	5	5	19	38	0	4	0	2
Greg Beckwith	1-3	3-4	7	1	5	40	9	1	0	4
Kelvin Johnson	6-10	4-5	2	3	16	40	2	3	0	0
Tim Hardin	0-1	0-0	1	2	0	5	0	0	0	0
Lee Goss	0-0	0-1	0	0	0	2	0	0	0	0
<b>Totals</b>	<b>29-55</b>	<b>14-20</b>	<b>31</b>	<b>18</b>	<b>72</b>	<b>200</b>	<b>15</b>	<b>13</b>	<b>2</b>	<b>9</b>


FG%: 1st Half 18-28 .643, 2nd Half 11-27 .407, Game 29-55 .527; FT%: 1st Half 3-3 1.000, 2nd Half 11-17 .647, Game 14-20 .700; Team Rebounds: 3; Deadball Rebounds: 2.

Auburn	FG-FGA	FT-FTA	REB	PF	TP	MIN	A	TO	BLK	S
Greg Turner	4-9	4-6	3	2	12	32	1	3	1	0
Chuck Person	5-16	0-1	9	5	10	34	1	2	0	1
Charles Barkley	8-10	7-9	17	4	23	32	4	4	2	2
Gerald White	4-10	1-1	0	4	9	33	3	3	0	0
Frank Ford	0-1	0-0	2	0	0	22	2	1	0	0
Paul Daniels	2-3	0-0	1	3	4	25	2	1	1	0
Vern Strickland	5-10	1-2	1	3	11	21	1	1	0	2
Carey Holland	1-1	0-0	0	0	2	1	0	0	0	0
<b>Totals</b>	<b>29-60</b>	<b>13-19</b>	<b>34</b>	<b>21</b>	<b>71</b>	<b>200</b>	<b>14</b>	<b>15</b>	<b>4</b>	<b>5</b>

FG%: 1st Half 10-24 .417, 2nd Half 19-36 .528, Game 29-60 .483; FT%: 1st Half 2-5 .400, 2nd Half 11-14 .786, Game 13-19 .684; Team Rebounds: 1; Deadball Rebounds: 2.

SCORE BY PERIODS	1	2	F	
Richmond	39	33	—	72
Auburn	22	49	—	71

OFFICIALS—Jim Howell, Phil Robinson, Jim Burr  
 TECHNICAL FOULS—None. ATTENDANCE—11,666



Charles Barkley scored 23 points to lead Auburn in its first-ever NCAA Tournament appearance. The fifth-seeded Tigers were upset by 12th-seeded Richmond 72-71.

**Auburn 59, Purdue 58**  
**March 14, 1985**  
**NCAA First Round Southeast Regional**  
**Athletic & Convocation Center • Notre Dame, Ind.**

Auburn	FG-FGA	FT-FTA	REB	PF	TP	MIN	A	TO	BLK	S
Chuck Person	9-17	2-2	8	3	20	39	0	2	1	2
Chris Morris	9-14	1-2	3	1	19	37	0	2	2	0
Jeff Moore	1-5	0-0	7	3	2	28	1	1	1	0
Frank Ford	4-7	1-1	6	2	9	39	3	3	0	3
Gerald White	3-5	1-4	5	1	7	37	4	3	0	0
Carey Holland	1-1	0-0	0	1	2	10	0	0	0	0
Johnny Lynn	0-2	0-0	1	0	0	7	0	0	0	0
Darren Guest	0-1	0-0	0	0	0	3	0	0	0	0
<b>Totals</b>	<b>27-52</b>	<b>5-9</b>	<b>35</b>	<b>11</b>	<b>59</b>	<b>200</b>	<b>8</b>	<b>11</b>	<b>4</b>	<b>5</b>


FG%: 1st Half 14-28 .500, 2nd Half 13-24 .541, Game 27-52 .519; FT%: 1st Half 3-5 .600, 2nd Half 2-4 .500, Game 5-9 .555; Team Rebounds: 5; Deadball Rebounds: 1.

Purdue	FG-FGA	FT-FTA	REB	PF	TP	MIN	A	TO	BLK	S
Mark Atkinson	0-2	0-0	3	4	0	36	2	0	1	1
Todd Mitchell	0-2	0-0	2	2	0	11	0	0	0	2
James Bullock	6-15	1-3	10	4	13	40	0	3	0	0
Troy Lewis	9-17	1-2	2	1	19	30	1	0	0	1
Steve Reid	9-17	0-2	3	4	18	39	6	1	1	2
Mack Gadis	0-1	0-0	0	0	0	10	0	1	0	0
Herb Robinson	0-0	0-0	0	0	0	5	0	0	0	0
Robert Littlejohn	3-5	2-2	9	0	8	29	0	2	0	1
<b>Totals</b>	<b>27-59</b>	<b>4-9</b>	<b>29</b>	<b>15</b>	<b>58</b>	<b>200</b>	<b>9</b>	<b>7</b>	<b>2</b>	<b>7</b>

FG%: 1st Half 12-29 .413, 2nd Half 15-30 .500, Game 27-59 .457; FT%: 1st Half 1-3 .333, 2nd Half 3-6 .500, Game 4-9 .444; Team Rebounds: 0; Deadball Rebounds: 1.

SCORE BY PERIODS	1	2	F	
Auburn	31	28	—	59
Purdue	25	33	—	58

OFFICIALS—Tom Fraim, Rich Eichorst, Ron Labetich  
 TECHNICAL FOULS—None. ATTENDANCE—10,480



Auburn, an 11th-seed, won its first-ever NCAA Tournament game 59-58 over sixth-seeded Purdue. Chris Morris was 9-14 from the field and scored 19 points.



**Auburn 66, #13 Kansas 64**  
**March 16, 1985**  
**NCAA Second Round Southeast Regional**  
**Athletic & Convocation Center • Notre Dame, Ind.**

Auburn	FG-FGA	FT-FTA	REB	PF	TP	MIN	A	TO	BLK	S
Chuck Person	10-19	1-2	5	4	21	31	2	0	0	0
Chris Morris	4-9	0-1	4	1	8	40	1	0	1	0
Jeff Moore	2-7	1-1	5	1	5	25	0	1	1	0
Frank Ford	9-9	5-6	7	3	23	37	1	4	0	0
Gerald White	1-2	7-8	2	3	9	38	5	4	0	0
Carey Holland	0-0	0-0	3	2	0	20	0	1	0	0
Johnny Lynn	0-0	0-0	0	0	0	5	0	0	0	0
Darren Guest	0-3	0-0	5	0	0	4	0	1	1	1
<b>Totals</b>	<b>26-49</b>	<b>14-18</b>	<b>33</b>	<b>14</b>	<b>66</b>	<b>200</b>	<b>9</b>	<b>11</b>	<b>3</b>	<b>1</b>


FG%: 1st Half 13-26 .500, 2nd Half 13-23 .565, Game 26-49 .531; FT%: 1st Half 4-5 .800, 2nd Half 10-13 .769, Game 14-18 .778; Team Rebounds: 2; Deadball Rebounds: 1.

Kansas	FG-FGA	FT-FTA	REB	PF	TP	MIN	A	TO	BLK	S
Danny Manning	3-12	1-2	8	4	7	22	1	0	0	1
Ron Kellogg	8-16	1-1	5	2	17	38	1	0	0	1
Greg Dreiling	1-4	0-0	6	4	2	29	0	3	0	0
Cedric Hunter	4-9	1-2	3	2	9	33	4	0	0	2
Calvin Thompson	10-16	1-2	1	3	21	37	2	1	0	0
Mark Turgeon	1-2	0-0	1	0	2	7	0	1	0	0
Milton Newton	0-1	0-0	1	0	0	4	0	0	0	0
Chris Piper	3-4	0-0	1	3	6	20	1	0	0	2
Tad Boyle	0-0	0-0	0	0	0	2	0	0	0	0
Mark Pellock	0-0	0-0	1	0	0	8	0	0	0	1
<b>Totals</b>	<b>30-64</b>	<b>4-7</b>	<b>30</b>	<b>18</b>	<b>64</b>	<b>200</b>	<b>9</b>	<b>5</b>	<b>0</b>	<b>7</b>

FG%: 1st Half 14-28 .500, 2nd Half 16-36 .444, Game 30-64 .469; FT%: 1st Half 0-0 .000, 2nd Half 4-7 .571, Game 4-7 .571; Team Rebounds: 3; Deadball Rebounds: 0.

SCORE BY PERIODS	1	2	F	
Auburn	30	36	—	66
Kansas	28	36	—	64

OFFICIALS—Tom Fraim, Jim Bain, Larry Lembo  
 TECHNICAL FOULS—None.  
 ATTENDANCE—10,751 (c)



Sonny Smith hugs Frank Ford after Ford scored a game-high 23 points to lead Auburn to a 66-64 upset of third-seeded Kansas.

**#7 North Carolina 62, Auburn 56**  
**March 22, 1985**  
**NCAA Southeast Regional Semifinal**  
**Birmingham Coliseum • Birmingham, Ala.**

Auburn	FG-FGA	FT-FTA	REB	PF	TP	MIN	A	TO	BLK	S
Chuck Person	8-25	0-0	12	4	16	39	3	3	1	2
Chris Morris	3-10	1-2	9	2	7	38	0	0	0	2
Jeff Moore	2-3	0-0	2	3	4	17	1	0	0	0
Frank Ford	8-14	1-2	4	2	17	37	3	2	0	0
Gerald White	2-5	0-0	1	4	4	37	2	0	0	0
Carey Holland	2-2	4-8	1	2	8	22	0	0	1	0
Johnny Lynn	0-0	0-0	0	1	0	5	0	0	0	0
Darren Guest	0-0	0-0	1	0	0	5	0	0	0	0
<b>Totals</b>	<b>25-59</b>	<b>6-12</b>	<b>33</b>	<b>18</b>	<b>56</b>	<b>200</b>	<b>9</b>	<b>5</b>	<b>2</b>	<b>4</b>


FG%: 1st Half 9-27 .333, 2nd Half 16-32 .500, Game 25-59 .424; FT%: 1st Half 5-9 .556, 2nd Half 1-3 .333, Game 6-12 .500; Team Rebounds: 3; Deadball Rebounds: 3.

No. Carolina	FG-FGA	FT-FTA	REB	PF	TP	MIN	A	TO	BLK	S
Dave Popson	2-4	0-0	4	1	4	14	0	0	0	0
Brad Daugherty	5-8	0-2	8	2	10	39	3	2	2	0
Joe Wolf	4-6	2-2	7	3	10	35	3	1	0	0
Buzz Peterson	0-5	0-0	2	2	0	29	2	4	0	0
Kenny Smith	9-12	4-5	3	1	22	38	6	0	0	2
Ranzino Smith	1-5	2-2	2	0	4	14	1	0	0	0
Curtis Hunter	0-1	0-2	1	0	0	5	0	0	0	0
Warren Martin	4-8	4-5	5	3	12	26	1	1	1	0
<b>Totals</b>	<b>25-49</b>	<b>12-18</b>	<b>32</b>	<b>12</b>	<b>62</b>	<b>200</b>	<b>16</b>	<b>8</b>	<b>3</b>	<b>2</b>

FG%: 1st Half 14-27 .519, 2nd Half 11-22 .500, Game 25-49 .510; FT%: 1st Half 5-10 .500, 2nd Half 7-8 .875, Game 12-18 .667; Team Rebounds: 0; Deadball Rebounds: 2.

SCORE BY PERIODS	1	2	F	
Auburn	23	33	—	56
North Carolina	33	29	—	62

OFFICIALS—Tim Higgins, Jim Burr, J.C. Leinbech  
 TECHNICAL FOULS—None. ATTENDANCE—16,843 (c)



Auburn fell to North Carolina, a two seed, 62-56 in the Tigers' first-ever trip to the "Sweet Sixteen." Chuck Person totaled 16 points and 12 rebounds.

**Auburn 73, Arizona 63**  
**March 14, 1986**  
**NCAA First Round West Regional**  
**Long Beach Arena • Long Beach, Calif.**

Arizona	FG-FGA	FT-FTA	REB	PF	TP	MIN	A	TO	BLK	S
Anthony Cook	4-6	0-0	6	2	8	35	0	2	1	0
Sean Elliott	10-17	0-0	6	2	20	38	6	1	0	0
John Edgar	7-11	1-3	2	0	15	35	3	3	1	0
Craig McMillan	3-12	2-4	0	4	8	40	6	3	0	3
Steve Kerr	5-12	0-0	3	4	10	37	3	0	0	2
Joe Turner	1-2	0-0	3	0	2	8	1	0	0	0
Ken Lofton	0-0	0-0	0	3	0	2	1	0	0	0
Rolf Jacobs	0-0	0-0	0	1	0	1	0	0	0	0
Eric Cooper	0-0	0-0	0	1	0	1	0	1	0	0
Bruce Fraser	0-0	0-0	0	0	0	1	0	0	0	0
David Haskin	0-0	0-0	1	0	0	1	0	0	0	0
Bruce Wheatley	0-0	0-0	0	0	0	1	0	0	0	0
<b>Totals</b>	<b>30-60</b>	<b>3-7</b>	<b>23</b>	<b>17</b>	<b>63</b>	<b>200</b>	<b>20</b>	<b>10</b>	<b>2</b>	<b>5</b>


FG%: 1st Half 17-32 .531, 2nd Half 13-28 .464, Game 30-60 .500; FT%: 1st Half 0-1 .000, 2nd Half 3-6 .500, Game 3-7 .429; Team Rebounds: 2; Deadball Rebounds: 2.

Auburn	FG-FGA	FT-FTA	REB	PF	TP	MIN	A	TO	BLK	S
Chris Morris	5-7	0-1	4	1	10	31	2	0	1	0
Chuck Person	9-22	2-2	8	3	20	37	0	4	0	0
Jeff Moore	4-8	3-3	12	3	11	28	3	4	0	1
Gerald White	4-5	4-5	6	1	12	32	6	1	0	1
Frank Ford	3-6	2-3	2	1	8	39	2	0	1	1
Mike Jones	5-6	2-2	3	3	12	21	0	3	1	0
Terrance Howard	0-2	0-0	0	0	0	8	2	0	0	0
Melvin Haralson	0-0	0-0	0	0	0	1	0	0	0	0
Johnny Lynn	0-1	0-1	0	0	0	1	0	0	0	0
Rob Jones	0-0	0-0	1	0	0	1	0	0	0	1
Gary Godfrey	0-0	0-0	0	0	0	1	0	0	0	0
<b>Totals</b>	<b>30-57</b>	<b>13-17</b>	<b>37</b>	<b>12</b>	<b>73</b>	<b>200</b>	<b>15</b>	<b>12</b>	<b>3</b>	<b>4</b>

FG%: 1st Half 15-28 .536, 2nd Half 15-29 .517, Game 30-57 .526; FT%: 1st Half 2-2 1.000, 2nd Half 11-15 .733, Game 13-17 .765; Team Rebounds: 1; Deadball Rebounds: 1.

SCORE BY PERIODS	1	2	F	
Arizona	34	29	—	63
Auburn	32	41	—	73

OFFICIALS—Joe Forte, Rick Wulkow, Tony Stigliano  
 TECHNICAL FOULS—None  
 ATTENDANCE—11,690 (c)



Chris Morris, playing defense against Arizona's Sean Elliott, scored 10 points to help the eighth-seeded Tigers to a 73-63 victory over ninth-seeded Arizona in the NCAA Tournament First Round in Long Beach, Calif.

**Auburn 81, #4 St. John's 65**  
**March 16, 1986**  
**NCAA Second Round West Regional**  
**Long Beach Arena • Long Beach, Calif.**

Auburn	FG-FGA	FT-FTA	REB	PF	TP	MIN	A	TO	BLK	S
Chris Morris	4-8	1-1	5	0	9	36	2	4	0	1
Chuck Person	12-22	3-3	15	1	27	37	1	1	0	2
Jeff Moore	7-14	1-1	5	3	15	26	0	1	0	0
Gerald White	3-5	4-5	3	2	10	30	9	5	0	4
Frank Ford	4-9	0-0	5	1	8	37	2	2	0	0
Terrance Howard	3-4	0-0	2	2	6	14	2	0	0	0
Mike Jones	2-4	2-3	2	2	6	20	0	2	1	0
<b>Totals</b>	<b>35-66</b>	<b>11-13</b>	<b>38</b>	<b>11</b>	<b>81</b>	<b>200</b>	<b>16</b>	<b>15</b>	<b>1</b>	<b>7</b>

FG%: 1st Half 21-40 .525, 2nd Half 14-26 .538, Game 35-66 .530; FT%: 1st Half 2-3 .667, 2nd Half 9-10 .900, Game 11-13 .846; Team Rebounds: 1; Deadball Rebounds: 3.

St. John's	FG-FGA	FT-FTA	REB	PF	TP	MIN	A	TO	BLK	S
Willie Glass	5-9	2-2	1	0	12	32	1	3	0	3
Shelton Jones	3-4	0-0	4	1	6	29	0	2	0	1
Walter Berry	9-14	2-2	7	3	20	39	0	3	1	1
Ron Rowan	6-16	2-2	2	4	14	36	2	3	0	2
Mark Jackson	1-8	1-2	4	4	3	38	12	3	0	1
John Hempel	4-6	0-0	1	2	8	16	0	1	0	1
Terry Bross	1-2	0-0	1	1	2	8	0	1	0	0
Steve Shurina	0-0	0-0	0	1	0	2	0	0	0	0
<b>Totals</b>	<b>29-59</b>	<b>7-8</b>	<b>22</b>	<b>16</b>	<b>65</b>	<b>200</b>	<b>15</b>	<b>16</b>	<b>1</b>	<b>9</b>

FG%: 1st Half 15-30 .500, 2nd Half 14-29 .483, Game 29-59 .492; FT%: 1st Half 2-2 1.000, 2nd Half 5-6 .833, Game 7-8 .875; Team Rebounds: 2; Deadball Rebounds: 3.

SCORE BY PERIODS	1	2	F	
Auburn	44	37	—	81
St. John's	32	33	—	65

OFFICIALS—Paul Hausman, Gene Monje, Mac Chauvin  
 TECHNICAL FOULS—None. ATTENDANCE—11,690 (c)



Sonny Smith and Chuck Person pose with the Auburn cheerleaders following Auburn's stunning 81-65 upset thrashing of No. 1 seed St. John's. Person outdueled Player of the Year Walter Berry with game-highs of 27 points and 15 rebounds.