



# 2023-24 AUBURN MEN'S BASKETBALL

12 NCAA TOURNAMENT APPEARANCES || 2019 FINAL FOUR || 6-TIME SEC CHAMPIONS || AUBURNTIGERS.COM || @AUBURNMBB

## 2023-24 SCHEDULE

OVERALL: 25-7 || SEC: 13-5  
HOME: 15-1 || AWAY: 5-5 || NEUTRAL: 5-1

| DATE    | OPPONENT (TV)                           | TIME (CT) |
|---------|---|-----------|
| Nov. 7  | vs. #20/17 Baylor+ (ESPN)               | L, 82-88  |
| Nov. 10 | SOUTHEASTERN LOUISIANA (SECN+) W, 86-71 |           |
| Nov. 16 | vs. Notre Dame* (ESPN2)                 | W, 83-59  |
| Nov. 17 | vs. St. Bonaventure* (ESPN2)            | W, 77-60  |
| Nov. 21 | ALABAMA A&M (SECN+)                     | W, 84-54  |
| Nov. 29 | VIRGINIA TECH% (ESPN2)                  | W, 74-57  |
| Dec. 3  | at Appalachian State (ESPN2)            | L, 64-69  |
| Dec. 9  | vs Indiana! (ESPN2)                     | W, 104-76 |
| Dec. 13 | vs. UNC Asheville \$ (SECN+)            | W, 87-62  |
| Dec. 17 | USC (ESPN)                              | W, 91-75  |
| Dec. 22 | ALABAMA STATE (SECN+)                   | W, 82-62  |
| Dec. 30 | CHATTANOOGA (SECN)                      | W, 101-66 |
| Jan. 2  | PENN (SECN)                             | W, 88-68  |
| Jan. 6  | at Arkansas* (ESPN2)                    | W, 83-51  |
| Jan. 9  | TEXAS A&M* (ESPN2)                      | W, 66-55  |
| Jan. 13 | LSU* (SECN)                             | W, 93-78  |
| Jan. 17 | at Vanderbilt* (SECN)                   | W, 80-65  |
| Jan. 20 | #22/21 OLE MISS* (SECN)                 | W, 82-59  |
| Jan. 24 | at Alabama* (ESPN)                      | L, 75-79  |
| Jan. 27 | at Mississippi State* (SECN)            | L, 58-64  |
| Jan. 31 | VANDERBILT* (ESPN2)                     | W, 81-54  |
| Feb. 3  | at Ole Miss* (SECN)                     | W, 91-77  |
| Feb. 7  | #16/16 ALABAMA* (ESPN2)                 | W, 99-81  |
| Feb. 10 | at Florida* (SECN)                      | L, 65-81  |
| Feb. 14 | #11/11 SOUTH CAROLINA* (SECN)           | W, 101-61 |
| Feb. 17 | #22/20 KENTUCKY* (ESPN)                 | L, 59-70  |
| Feb. 24 | at Georgia* (SECN)                      | W, 97-76  |
| Feb. 28 | at #4/4 Tennessee* (ESPN2)              | L, 84-92  |
| Mar. 2  | MISSISSIPPI STATE* (ESPN2)              | W, 78-63  |
| Mar. 5  | at Missouri* (SECN)                     | W, 101-74 |
| Mar. 9  | GEORGIA* (SECN)                         | W, 92-78  |
| Mar. 15 | vs. #15/16 South Carolina& (ESPN)       | W, 86-55  |
| Mar. 16 | vs. Mississippi State& (ESPN)           | Noon      |

All Times Listed Central Time Zone  
 \* Southeastern Conference game  
 + Sanford Pentagon (Sioux Falls, S.D.)  
 ^ Legends Classic (Brooklyn, N.Y.)  
 % ACC/SEC Challenge  
 ! Holiday Hoopsgiving (Atlanta, Ga.)  
 \$ Rocket City Classic (Huntsville, Ala.)  
 & SEC Tournament (Nashville, Tenn.)

## MEDIA INFORMATION

TV \_\_\_\_\_ ESPN  
 Play-By-Play \_\_\_\_\_ Tom Hart  
 Color Analyst \_\_\_\_\_ Jimmy Dykes  
 Producer \_\_\_\_\_ Scott Matthews

Radio \_\_\_\_\_ Auburn Sports Network  
 Play-By-Play \_\_\_\_\_ Andy Burcham  
 Color Analyst \_\_\_\_\_ Randall Dickey  
 Local \_\_\_\_\_ WGZZ 94.3 FM  
 Satellite \_\_\_\_\_ SiriusXM 106 or 190  
 Online \_\_\_\_\_ AuburnTigers.com || TuneIn App

Auburn SID Primary Contact \_\_\_\_\_ Marlene Navor  
 Cell Phone \_\_\_\_\_ 334-750-2381  
 E-Mail \_\_\_\_\_ mnavor@auburn.edu

# GAME 33

## #12/#12 AUBURN (25-7) vs. MISSISSIPPI STATE (21-12)

Saturday, March 16, 2024 || 12:00 p.m. CT  
 Bridgestone Arena (18,500) || Nashville, Tenn.  
 TV: ESPN || Radio: Auburn Sports Network



AUBURN

AP Poll/Coaches Poll \_\_\_\_\_ #12/#12  
 2022-23 Record \_\_\_\_\_ 21-13, 10-8 SEC  
 Head Coach \_\_\_\_\_ Bruce Pearl  
 Career Record (Year) \_\_\_\_\_ 660-263 (29th)  
 Record at Auburn (Year) \_\_\_\_\_ 198-118 (10th)  
 Career Record vs. Mississippi State \_\_\_\_\_ 13-6

MISSISSIPPI STATE

AP Poll/Coaches Poll \_\_\_\_\_ None  
 2022-23 Record \_\_\_\_\_ 21-13, 8-10 SEC  
 Head Coach \_\_\_\_\_ Chris Jans  
 Career Record (Year) \_\_\_\_\_ 185-69 (8th)  
 Record at Mississippi State (Year) \_\_\_\_\_ 42-25 (2nd)  
 Career Record vs. Auburn \_\_\_\_\_ 1-3

## Series History || Auburn Leads 82-71 || W, 78-63, on March 2, 2024, in Auburn, Ala.

» Survive and advance. No. 12-ranked and fourth-seeded Auburn (25-7) advanced to the semifinals of the SEC Tournament with a 31-point blowout of No. 15-ranked and fifth-seeded South Carolina (W, 86-55) in quarterfinal action on Friday at Bridgestone Arena. It marked the Tigers' fourth victory over a Top 25 opponent this season.

» Auburn was the lone Top 4 seed to survive on Friday as No. 1 seed Tennessee, No. 2 seed Kentucky and No. 3 seed Alabama were upset by lower-seeded teams - the first time the semifinals will not feature any of the Top 3 seeds since 1983.

» The Tigers get set for a defensive battle with ninth-seeded Mississippi State (21-12) in the semifinals on Saturday. Both teams split the regular-season series.

» This is Auburn's 14th all-time appearance in the semifinals and third under head coach Bruce Pearl (2015, 2019 and 2024).


» AU used a balanced attack on both ends of the floor against the Gamecocks. The Tigers held South Carolina to its second-lowest scoring output of the season (55 points) including 26 first-half points. Auburn is 8-0 when holding opponents to under 60 points in a game.

» The Tigers are the only team ranked nationally in the Top 10 in both adjusted offensive efficiency (10th) and adjusted defensive efficiency (5th) according to KenPom - not the first occasion for this to happen during the season.

» Johni Broome became the 14th player on 16 occasions in program history to be named an All-American, earning a spot on the Sporting News All-America Third Team. He was also honored on the All-SEC First Team and SEC All-Defensive Team. Broome is a semifinalist for the Naismith Defensive Player of the Year Award - the second time in three seasons that Auburn has had a semifinalist for the national honor.

» Broome recorded his 58th career double-double with a game-high 18 points and 10 rebounds in 25 minutes of play versus South Carolina. He was one of three players in double figures along with Chaney Johnson (11 points) and K.D. Johnson (10 points).

## PROBABLE AUBURN STARTERS



**1**  
**ADEN HOLLOWAY**  
 G • 6-1 • 165 • Fr.  
 Charlotte, N.C.

PPG 78  
 RPG 15  
 APG 2.7



**12**  
**DENVER JONES**  
 G • 6-4 • 205 • Jr.  
 New Market, Ala.

PPG 8.7  
 RPG 1.9  
 APG 1.4



**10**  
**CHAD BAKER-MAZARA**  
 F/G • 6-7 • 180 • Jr.  
 Santo Domingo, DR

PPG 10.2  
 RPG 3.8  
 BPG 0.5



**2**  
**JAYLIN WILLIAMS**  
 F • 6-8 • 245 • Gr.  
 Nahunta, Ga.

PPG 12.6  
 RPG 4.4  
 BPG 0.6



**4**  
**JOHNI BROOME**  
 F/C • 6-10 • 240 • Jr.  
 Plant City, Fla.

PPG 16.3  
 RPG 8.5  
 BPG 2.2

## OFF THE BENCH

| No. | Pos. | Name           | Ht.  | Wt. | Year | PPG | RPG | Hometown          |
|-----|------|----------------|------|-----|------|-----|-----|-------------------|
| 0   | G    | K.D. Johnson   | 6-0  | 190 | Sr.  | 7.3 | 1.8 | Atlanta, Ga.      |
| 3   | G    | Tre Donaldson  | 6-3  | 200 | So.  | 6.6 | 2.4 | Tallahassee, Fla. |
| 44  | C    | Dylan Cardwell | 6-11 | 255 | Sr.  | 5.4 | 3.7 | Augusta, Ga.      |
| 31  | F    | Chaney Johnson | 6-7  | 220 | Jr.  | 4.8 | 3.6 | Alabaster, Ala.   |
| 5   | F    | Chris Moore    | 6-6  | 205 | Jr.  | 2.3 | 1.6 | New Market, Ala.  |
| 23  | F    | Addarin Scott  | 6-9  | 207 | Jr.  | 0.4 | 0.4 | Dallas, Texas     |
| 20  | G    | Carter Sobera  | 6-5  | 210 | Sr.  | 0.0 | 0.4 | Birmingham, Ala.  |

**UNIVERSITY INFORMATION**

Location \_\_\_\_\_ Auburn, Ala.  
 Founded \_\_\_\_\_ 1856  
 Enrollment \_\_\_\_\_ 33,015  
 Nickname \_\_\_\_\_ Tigers  
 Colors \_\_\_\_\_ Burnt Orange and Navy Blue  
 Conference \_\_\_\_\_ Southeastern (SEC)

**ADMINISTRATION**

President \_\_\_\_\_ Dr. Christopher B. Roberts  
 Director of Athletics \_\_\_\_\_ John Cohen  
 Athletics Phone \_\_\_\_\_ 855-282-2010

**COACHING STAFF**

Head Coach \_\_\_\_\_ Bruce Pearl  
 Alma Mater \_\_\_\_\_ Boston College '82  
 Career Record \_\_\_\_\_ 660-263 (.715)  
 Seasons \_\_\_\_\_ 29  
 Record at Auburn \_\_\_\_\_ 198-118 (.627)  
 Seasons \_\_\_\_\_ 10  
 Associate Head Coach \_\_\_\_\_ Steven Pearl  
 Alma Mater \_\_\_\_\_ Tennessee '10  
 Assistant Coach \_\_\_\_\_ Ira Bowman  
 Alma Mater \_\_\_\_\_ Penn '96  
 Assistant Coach \_\_\_\_\_ Corey Williams  
 Alma Mater \_\_\_\_\_ Oklahoma State '02  
 Assistant Coach \_\_\_\_\_ Chad Prewett  
 Alma Mater \_\_\_\_\_ Troy State '94  
 Assistant Coach/Offensive Coordinator \_\_\_\_\_  
 \_\_\_\_\_ Mike Burgomaster  
 Alma Mater \_\_\_\_\_ Miami '16  
 Athletic Trainer \_\_\_\_\_ Clark Pearson  
 Alma Mater \_\_\_\_\_ Kentucky '96  
 Strength & Conditioning Coach \_\_\_\_\_ Damon Davis  
 Alma Mater \_\_\_\_\_ Western Illinois '03  
 Director of Player Development \_\_\_\_\_ Marquis Daniels  
 Alma Mater \_\_\_\_\_ Auburn '03  
 Director of Scouting & Recruiting \_\_\_\_\_ Ian Borders  
 Alma Mater \_\_\_\_\_ Louisville '07  
 Director of Operations \_\_\_\_\_ Maddux Jeffreys  
 Alma Mater \_\_\_\_\_ Auburn '20

**PROGRAM HISTORY**

First Year of Basketball \_\_\_\_\_ 1905-06  
 All-Time Record \_\_\_\_\_ 1468-1252-1 (.540)  
 All-Time SEC Record \_\_\_\_\_ 660-775 (.460)  
 SEC Championships \_\_\_\_\_ 4  
 \_\_\_\_\_ (1960, 1999, 2018, 2022)  
 SEC Tournament Titles \_\_\_\_\_ 2 (1985, 2019)  
 NCAA Tournament Appearances \_\_\_\_\_ 12  
 NCAA Tournament Record \_\_\_\_\_ 19-12  
 All-Americans \_\_\_\_\_ 14  
 All-SEC Selections \_\_\_\_\_ 100

**TEAM INFORMATION**

2022-23 Record \_\_\_\_\_ 21-13  
 SEC Record (Finish) \_\_\_\_\_ 10-8 (7th)  
 Associated Press Final Ranking \_\_\_\_\_ N/A  
 USA TODAY/Coaches Final Ranking \_\_\_\_\_ N/A  
 Letterwinners Returning/Lost \_\_\_\_\_ 11/7  
 Starters Returning/Lost \_\_\_\_\_ 2/3  
 Newcomers \_\_\_\_\_ 5

**ATHLETICS COMMUNICATIONS**

Director (MBB Contact) \_\_\_\_\_ Marlene Navor  
 Alma Mater \_\_\_\_\_ Washington State '00  
 Cell \_\_\_\_\_ 334-750-2381  
 E-Mail \_\_\_\_\_ mnavor@auburn.edu

**All interviews with coaches and student-athletes to be arranged in advance with SID.**

**BULLDOG WATCH**

» Mississippi State advanced to the semifinals after upsetting top-seeded Tennessee, 73-56, in the quarters. The Bulldogs held the Vols' top scorer and SEC Player of the Year Dalton Knecht to 14 points on just 4-of-17 shooting from the field and 2-fo-9 from three.

» After dropping its last four SEC regular-season games to Kentucky, Auburn, Texas A&M and South Carolina in overtime, MSU is on a roll in postseason play claiming an opening-round 70-60 victory over LSU on Thursday.

» The Bulldogs are led in scoring by freshman guard Josh Hubbard (17.1 ppg), who was named to the All-SEC Second Team and SEC All-Freshman Team.

**WHAT'S AT STAKE**

» With a win over the Bulldogs, Auburn would advance to the SEC Tournament championship game for the fifth time in program history and the first time since winning the tournament title in 2019.

» The Tigers also made the title game in 1984, 1985 (champions), 2000 and 2019 (champions). If Auburn beats Mississippi State to advance to the championship game, Bruce Pearl will join Sonny Smith, who went 1-1 in championship games, as the only head coaches in program history to lead the Tigers to multiple title games.

**INSIDE THE SERIES**

» Auburn and Mississippi State will meet for the 154th time on the hardwood including the third time this season. The Tigers hold an 82-71 advantage in the all-time series between the two schools.

» The Tigers lead 50-24 in games played on The Plains including a 78-63 victory on March 2 at Neville Arena, while Mississippi State leads, 44-28, when playing each other in Starkville. Auburn leads 4-3 in neutral-site games in the series.

» The two teams have split four games in the SEC Tournament. Both the Tigers and Bulldogs last met in the first round of the 2015 SEC Tournament (W, 74-68) in Nashville.

**WHAT 2 WATCH 4**

» Johni Broome is 26 points away from recording his 2,000th career point. He currently ranks No. 36 among NCAA Division I active career scoring leaders with 1,974 career points to date. There are currently only 29 players who have reached the 2,000-career point mark this season.

» Bruce Pearl is two wins away from career win No. 200 at Auburn – an architect of one of the major program rebuilds over the last decade and a consistent SEC contender.

**SOUTH CAROLINA REWIND**

» Auburn committed just five turnovers in its win over South Carolina. It marked the 12th time this season the Tigers have committed single-digit turnovers including the sixth time against a SEC opponent. Auburn have averaged just 6.0 turnovers in two wins over South Carolina this season.

» It was also the third time the Tigers have committed no more than five turnovers in a game this season (tied school record with three turnovers vs. Indiana and had only five turnovers vs. Alabama).

» The Tigers' 86-55 win over South Carolina was the team's fifth win by at least 30 points this season and a team SEC-best 14th win by 20-plus points. The 31-point win was one point shy of Auburn's largest SEC Tournament win of all-time (93-61 over Alabama in 1999).

## PLAYING IN THE MUSIC CITY

» Auburn is 31-64 (.319) all-time playing in Nashville. The Tigers are 10-10 in SEC Tournament games played in the Music City, while 19-52 in regular-season road meetings at Vanderbilt.

» In neutral-site, non-SEC Tournament games, they are 1-0 vs. Dartmouth, 1-0 vs. Saint Louis, 0-1 vs. MTSU and 0-1 vs. Western Kentucky.

## TIGERS AT THE SEC TOURNAMENT

» Overall, Auburn is now 35-57 (.380) all-time in SEC Tournament play and won its opening game of the tournament for the first time since 2019. The Tigers are 31-40 (.437) in the SEC Tournament since its renewal in 1979.

» Bridgestone Arena has been the scene for two of Auburn's most memorable SEC Tournament runs ever.

» The Tigers are 8-6 all-time in the SEC Tournament under head coach Bruce Pearl including winning four games in four days at the 2019 SEC Tournament to claim the program's second-ever tournament title and first since 1985.

» In Coach Pearl's first season on The Plains in 2015, Auburn advanced to the semifinals with wins over Mississippi State, Texas A&M and LSU, before falling to No.1 Kentucky by winning three games in a single SEC Tournament for the first time since winning four games in four days to claim the tournament championship title in 1985.

## ALL-TIME SEC TOURNAMENT OPPONENT RECORDS

|                   |                     |
|-------------------|---------------------|
| South Carolina    | 4-1 (.800)          |
| Vanderbilt        | 6-2 (.750)          |
| Tulane            | 2-1 (.667)          |
| Florida           | 4-4 (.500)          |
| Mississippi State | 2-2 (.500)          |
| Missouri          | 1-1 (.500)          |
| LSU               | 4-5 (.444)          |
| Georgia           | 3-5 (.375)          |
| Ole Miss          | 1-2 (.333)          |
| Texas A&M         | 1-2 (.333)          |
| Tennessee         | 4-9 (.308)          |
| Alabama           | 2-8 (.200)          |
| Kentucky          | 1-13 (.071)         |
| Arkansas          | 0-2 (.000)          |
| <b>Totals</b>     | <b>35-57 (.380)</b> |

## PLAYER TO WATCH: CHANEY JOHNSON

» Coach Pearl continues to compliment Auburn's front court, which consists of starters Johni Broome and Jaylin Williams as well as reserves Dylan Cardwell and Chaney Johnson. The bigs are contributing to 45 percent of the team's scoring and 53 percent of the team's rebounding this season.

» Johnson came off the bench and scored 11 points on 4-of-8 field goals, including 1-of-1 from deep, and 2-of-2 from the foul line in the win over South Carolina. He also added three rebounds, three assists and two blocks against the Gamecocks. It was Johnson's third double-figure scoring game of the season and the 70th of his career including the second time in SEC play this season (16 points at Georgia).

» He was one of 11 players to contribute in the scoring column against South Carolina - showing Auburn's amazing depth this season.



## AUBURN IN KENPOM RANKINGS

» Auburn is the SEC's highest ranked team at No. 4 in the KenPom Rankings ahead of Tennessee (No. 6) and Alabama (No. 13).

» The last 21 national championships have all finished in the Top 39 in both offensive and defensive efficiency. All of them have been in the Top 39 in offensive efficiency and the Top 22 in defensive efficiency. All but two of them have finished in the Top 20 in both categories.

### SCORING OFFENSE THROUGH 32 GAMES UNDER BRUCE PEARL

**2014-15:** 67.9  
**\*\*2015-16:** 70.7  
**\*\*\*2016-17:** 80.4  
**2017-18:** 83.4  
**2018-19:** 80.1  
**\*\*2019-20:** 78.0  
**\*2020-21:** 77.2  
**2021-22:** 78.7  
**2022-23:** 72.7  
**2023-24:** 83.6

### SCORING DEFENSE THROUGH 32 GAMES UNDER BRUCE PEARL

**2014-15:** 72.0  
**\*\*2015-16:** 78.1  
**\*\*\*2016-17:** 79.6  
**2017-18:** 73.3  
**2018-19:** 68.6  
**\*\*2019-20:** 70.4  
**\*2020-21:** 76.4  
**2021-22:** 67.0  
**2022-23:** 67.1  
**2023-24:** 68.1

\*played a total of 27 games during the 2020-21 season

\*\*played a total of 31 games during the 2015-16 and 2019-20 seasons

\*\*\*played a total of 32 games during the 2016-17 season

## MOST WINS IN PROGRAM HISTORY

» With its 86-55 win over South Carolina in Friday's SEC Tournament quarterfinals, Auburn recorded its sixth season with at least 25 wins in the program's 118-year history including the Tigers' fifth 25-win season in the last seven seasons under head coach Bruce Pearl.

» A win in Saturday's SEC Tournament semifinals would give Auburn its fifth 26-win season in program history including four in the last seven seasons.

| Season         | Wins      |
|----------------|-----------|
| 2018-19        | 30        |
| 1998-99        | 29        |
| 2021-22        | 26        |
| 2017-18        | 26        |
| <b>2023-24</b> | <b>25</b> |
| 2019-20        | 25        |
| 2008-09        | 24        |
| 1999-00        | 24        |
| 2002-03        | 22        |
| 1985-86        | 22        |
| 1984-85        | 22        |
| 2022-23        | 21        |
| 1983-84        | 20        |
| 1958-59        | 20        |
| 1927-28        | 20        |

## TIGERS FAST BREAKING

» Auburn matched its season high with 26 fast-break points against Alabama on Feb. 7, a mark the Tigers previously set against LSU on Jan. 13.

» Auburn outscored Georgia, 20-2, in fast-break points in the regular-season finale on March 9 and has outscored its last two opponents 38-9 on the break. The Tigers are 7-0 this season when the Tigers score at least 20 fast-break points.

## TIGERS IN THE SECOND HALF

» At Missouri on March 5, Auburn surpassed its second-half effort at Ole Miss from earlier in the season by scoring 57 points after halftime. Auburn shot 76.0 percent (19-of-25) from the floor, 66.7 percent (6-of-9) from 3-point range and 81.3 percent (13-of-16) from the free-throw line in the second half in Columbia, Mo.

» It was the most points the Tigers have scored in the second half of a game since scoring 58 second-half points versus Missouri on Jan. 30, 2019 in Auburn.

| POINT HALF | OPPONENT | DATE           |               |
|------------|----------|----------------|---------------|
| 57         | 2        | at Missouri    | March 5, 2024 |
| 56         | 2        | at Ole Miss    | Feb. 3, 2024  |
| 55         | 1        | Alabama        | Feb. 7, 2024  |
| 52         | 2        | at Georgia     | Feb. 24, 2024 |
| 52         | 1        | vs. Indiana    | Dec. 9, 2023  |
| 52         | 2        | vs. Indiana    | Dec. 9, 2023  |
| 52         | 2        | Chattanooga    | Dec. 30, 2023 |
| 51         | 2        | South Carolina | Feb. 14, 2024 |
| 51         | 1        | Penn           | Jan. 2, 2024  |
| 51         | 1        | LSU            | Jan. 13, 2024 |
| 50         | 1        | South Carolina | Feb. 14, 2024 |

## BENCH PRODUCTION

» Auburn entered the SEC Tournament fourth in the country averaging 34.23 bench points per game for the season, which is 41.2 percent of the Tigers' total points. Auburn's bench has outscored its opponent's bench in all but one game this season including the last 25 contests. The Tigers are 25-6 when outscoring their opponent in bench points.

» AU has outscored an opponent by at least 20 bench points 11 times this season including seven times against SEC foes. The Tigers, who scored a season-best 51 bench points against UNC Asheville, have scored at least 40 bench points in a game nine times this season including four times versus SEC opponents.

» The Tigers' previous season high was 49 bench points against Alabama A&M. In its first 16 SEC games, Auburn has outscored its opponents in bench points, 503-235, including 49 bench points against LSU and 46 bench points at Arkansas. On Feb. 14, Auburn outscored South Carolina 39-1 in bench points.

» At least 11 Tigers have scored in a game eight times this season including four straight games from Dec. 13-30 against UNC Asheville, USC, Alabama State and Chattanooga as well as against South Carolina on Feb. 14 and Alabama A&M on Nov. 21 and against Ole Miss, when 12 players scored for Auburn for the first time since the Chattanooga game on Dec. 30.

» Ten different players have scored in double figures at least once for Auburn this season.

## MOST LOPSIDED WINS OVER TWO SEC OPPONENTS

» Two of Auburn's nine SEC wins this season have been the Tigers' largest margin of victory over that opponent all-time. Auburn's 32-point win at Arkansas (83-51) to open SEC play is the Tigers' largest victory over the Razorbacks in the 60-game series history between the two teams and is also Arkansas' largest loss ever in Bud Walton Arena.

» Prior to this season, Auburn's largest win over Arkansas was a 101-76 win on Jan. 6, 1996, in Beard-Eaves Memorial Coliseum. The Tigers knocked off No. 11 South Carolina, 101-61, at Neville Arena. Not only was the 40-point win the largest by either team in the 50-game series history between the Tigers and Gamecocks, it was Auburn's largest victory over an AP Top 25 opponent all-time, topping the Tigers' 97-66 victory over No. 8 Mississippi State on Jan. 3, 1959.

## GEORGIA PIPELINE

» The state of Georgia is fertile recruiting ground for Coach Pearl and Auburn as four current Tigers hail from the Peach State including Jaylin Williams (Nahunta), K.D. Johnson (Atlanta), Dylan Cardwell (Augusta) and Jalen Harper (Mableton).

» Five of Auburn's six recent NBA Draft picks under Pearl, including four first rounders, were Peach State products – Chuma Okeke (Atlanta), Isaac Okoro (Atlanta), Sharife Cooper (Powder Springs), Jabari Smith (Fayetteville) and Walker Kessler (Newnan).

» Other Auburn standouts, such as Jared Harper, Bryce Brown, Anfernee McLemore, T.J. Dunans and Zep Jasper, call Georgia home.

| Player – National Prospect Ranking out of High School (Recruiting Class) | Overall Pick (round) – Team (Year) |
|--|------------------------------------|
| Chuma Okeke – 60 (2017)  | 16 (1) – Orlando (2019)            |
| Isaac Okoro – 37 (2019)  | 5 (1) – Cleveland (2020)           |
| Sharife Cooper – 27 (2020)   | 48 (2) – Atlanta (2021)            |
| Jabari Smith – 7 (2021)  | 3 (1) – Houston (2022)             |
| Walker Kessler – 28 (2020)   | 22 (1) – Memphis (2022)            |

\*Recruiting rankings from 247Sports Composite

## SEASONS WITH DOUBLE-DIGIT SEC WINS

» Auburn finished the season in a four-way tie for second in the Southeastern Conference with a 13-5 league record. It was the fifth time since the beginning of the SEC in 1933 the Tigers have won 13 SEC games in a season including the third time in the last seven seasons.

» AU's three seasons with 13 SEC wins over the last seven seasons are third-most in the league, one behind Kentucky and Tennessee.

| Season         | SEC Wins  |
|----------------|-----------|
| 2021-22        | 15        |
| 1998-99        | 14        |
| <b>2023-24</b> | <b>13</b> |
| 2017-18        | 13        |
| 1985-86        | 13        |
| 2019-20        | 12        |
| 1983-84        | 12        |
| 1974-75        | 12        |
| 1966-67        | 12        |
| 1959-60        | 12        |
| 1958-59        | 12        |
| 1949-50        | 12        |
| 2018-19        | 11        |
| 1987-88        | 11        |
| 1975-76        | 11        |
| 1969-70        | 11        |
| 1964-65        | 11        |
| 1961-62        | 11        |
| 1957-58        | 11        |
| 2022-23        | 10        |
| 2008-09        | 10        |
| 1968-69        | 10        |
| 1962-63        | 10        |

## TEAM 13-WIN SEASONS

|                |          |
|----------------|----------|
| Kentucky       | 4        |
| Tennessee      | 4        |
| <b>Auburn</b>  | <b>3</b> |
| Arkansas       | 2        |
| Alabama        | 2        |
| LSU            | 1        |
| South Carolina | 1        |

## MOST 20-POINT WINS IN THE SEC THIS SEASON

» Auburn's 86-55 victory over South Carolina during Friday's SEC Tournament quarterfinals was the Tigers' 14th win by at least 20 points this season, which is the most in the SEC.

» The Tigers won six SEC games by 20+ points in the regular season including an 83-51 victory at Arkansas in the SEC opener, an 82-59 victory over No. 22 Ole Miss Jan. 20, an 81-54 victory over Vanderbilt on Jan. 31, a 101-61 victory over 11th-ranked South Carolina on Feb. 14 and a 97-76 victory at Georgia on Feb. 24, which was tied with Tennessee for the most in the league.

» Auburn's 14 20-point wins this season are tied for the most in a season in program history with the 1998-99 SEC champion Tigers.

» All 25 of Auburn's victories this season have been by double digits, which is second in program history, behind the 1998-99 squad, who had 26 double-digit wins.

| Team              | 20-Point Wins | 20-Point Wins vs. SEC Wins |
|-------------------|---------------|----------------------------|
| <b>Auburn</b>     | <b>14</b>     | <b>7</b>                   |
| Alabama           | 11            | 4                          |
| Tennessee         | 10            | 6                          |
| Florida           | 7             | 1                          |
| Kentucky          | 8             | 2                          |
| Mississippi State | 5             | 1                          |
| Texas A&M         | 5             | 1                          |
| LSU               | 4             | 1                          |
| South Carolina    | 4             | 0                          |
| Missouri          | 3             | 0                          |
| Ole Miss          | 3             | 1                          |
| Arkansas          | 1             | 0                          |
| Georgia           | 1             | 0                          |
| Vanderbilt        | 0             | 0                          |

## NO GO FROM 3

» Auburn entered the SEC Tournament second in the SEC in three-point field goal percentage defense, allowing opponents to shoot only 30.6 percent from behind the arc this season. In SEC play, the Tigers were second in the league holding opponents to 31.1 percent shooting from deep. They were also second in the conference giving up 6.1 three-pointers per game in SEC play.

» Auburn held eight of its 18 SEC opponents, and 13 opponents overall, to under 30 percent shooting from long range. The Tigers are 21-3 when holding opponents to under 36.0 percent shooting from deep. Auburn has held opponents to just 139-of-482 (28.8 percent) shooting from deep in its 25 wins, an average of 5.56 3-pointers per game, compared to 53-of-138 (38.4 percent), an average of 7.6 3-pointers per game, in its seven losses.

» The Tigers held Notre Dame (2) and South Carolina (3) to their season-lows in 3-pointers made to date and held Kentucky (4) and Georgia (3) to season-low-tying 3-point field goal totals.

## DOMINATING THE PAINT

» Auburn has scored at least 40 points in the paint in 13 of the last 28 games including two games of at least 50 paint points (season-high 52 points in the paint against Chattanooga). The Tigers scored 50 points in the paint against UNC Asheville, 46 points in the paint in the SEC opener at Arkansas, 44 points in the paint at Ole Miss, 42 paint points against Virginia Tech, Appalachian State, USC and Ole Miss and 40 paint points against Alabama, Alabama A&M and at Florida.

» For the season, Auburn is averaging 37.1 points per game in the paint (1,188 points in 32 games), which is 44.4 percent of the Tigers' total points. The Tigers have outscored their opponent in the paint in 27-of-32 games this season and were even with St. Bonaventure in paint points in one of the other three games.

» Mississippi State (twice), Kentucky and Georgia are the only opponents to outscore Auburn in the paint this season. MSU outscored the Tigers, 34-20, in the paint on Jan. 27 and 30-28 on March 2, the Wildcats outscored them, 36-26, in paint points on Feb. 17 and UGA outscored the Tigers, 38-36, in the regular-season file on March 9.

» Auburn is +292 (9.1 ppg) on points in the paint for the season including a +30 (48-18) in its SEC opener at Arkansas. The Tigers outscoring SEC opponents by 7.5 points in the paint per game (684-542 in 19 games).

## SELLING OUT NEVILLE ARENA

» Auburn was one of only 16 NCAA Division I teams at or above 100 percent capacity crowds for the season next to UConn, Dayton, Duke, FAU, Gonzaga, Grand Canyon, Houston, Kansas, Michigan State, Penn State, Purdue, Rutgers, St. John's, Villanova and Xavier.

» A ticket to Neville Arena is a hard one to come by as season tickets have been sold out every year under Bruce Pearl.

» The Tigers sold out the last 55-consecutive games at Neville Arena.

## TOUGHEST HOME COURTS IN THE SEC

» Auburn's Neville Arena has been a rare place where league foes have won along with Kentucky's Rupp Arena, Arkansas' Bud Walton Arena and Tennessee's Thompson-Boling Arena.

» Only 28 SEC teams have come into Neville Arena and left with a win over the last nine-plus seasons since 2014-15. Texas A&M and Ole Miss have been the most successful having won five times each.

SEC vs. Kentucky at Rupp Arena - 13-76 (.146)

SEC vs. Tennessee at Thompson-Boling Arena - 26-63 (.292)

SEC vs. Arkansas at Bud Walton Arena - 27-63 (.300)

SEC vs. Auburn at Neville Arena - 29-60 (.326)

## WELCOME TO THE JUNGLE

» Despite its 70-59 loss to No. 22 Kentucky on Feb. 17, Auburn still enjoys one of the best home court advantages in the country.

» The Tigers went 15-1 at home this season and are 45-3 at Neville Arena over the last three seasons. All 15 home victories this season came by at least 11 points and Auburn had a 19.0 scoring margin when playing on its home court this year.

» The loss to the Wildcats ended Auburn's 16-game win streak at Neville Arena, which was the sixth-longest home court winning streak in program history and the longest since the Tigers won 28-straight games at Neville Arena from 2021-23.

» Auburn went just over a year without losing at home - Feb. 11, 2023, to Feb. 17, 2024. Five of Auburn's nine longest home court winning streaks all-time have come since 2017.

## LONGEST HOME-COURT WINNING STREAKS IN AUBURN HISTORY

| Streak    | Started/Ended  |
|-----------|--|
| 36        | W, Georgia Tech on 1/26/1957 to L, Mississippi State on 1/7/1961         |
| 30        | W, Southern Miss on 3/11/1998 to L, #12 LSU on 3/1/2000                  |
| 28        | W, #25 Tennessee on 2/27/21 to L, Texas A&M on 1/25/2023                 |
| 19        | W, Arkansas on 2/20/2019 to L, Texas A&M on 3/4/2020                     |
| 17        | W, Miss State during 1926-27 season to L, Ole Miss during 1927-28 season |
| <b>16</b> | <b>W, Missouri on 2/14/2023 to L, Kentucky on 2/17/2024</b>              |
| 15        | W, Georgia Tech on 2/27/1974 to L, Alabama on 1/10/1976                  |
| 13        | W, Missouri on 3/4/2017 to L, Texas A&M on 2/7/2018                      |

## RANKED TEAMS AT NEVILLE ARENA

» Auburn is 9-2 against ranked teams in Neville Arena (2010-Present). The Tigers have won eight of their last nine home meetings against ranked teams.

| Date           | Opponent              | AU Rank/Opponent Rank | Result           |
|----------------|-----------------------|-----------------------|------------------|
| 11/9/18        | Washington            | 11/25                 | W, 88-66         |
| 1/19/19        | Kentucky              | 14/12                 | L, 80-82         |
| 2/1/20         | Kentucky              | 17/13                 | W, 75-66         |
| 2/8/20         | LSU                   | 11/18                 | W, 91-90 (OT)    |
| 12/29/21       | LSU                   | 11/16                 | W, 70-55         |
| 1/22/22        | Kentucky              | 2/12                  | W, 80-71         |
| 1/7/23         | Arkansas              | 20/13                 | W, 72-59         |
| <b>1/20/24</b> | <b>Ole Miss</b>       | <b>13/22</b>          | <b>W, 82-59</b>  |
| <b>2/7/24</b>  | <b>Alabama</b>        | <b>12/16</b>          | <b>W, 99-81</b>  |
| <b>2/14/24</b> | <b>South Carolina</b> | <b>13/11</b>          | <b>W, 101-61</b> |
| <b>2/17/24</b> | <b>Kentucky</b>       | <b>13/22</b>          | <b>L, 59-70</b>  |



## PEARL AMONG THE BEST OF THE BEST

» Bruce Pearl ranks No. 13 among active NCAA Division I coaches in career wins (660), third among active SEC men's basketball coaches. He also ranks No. 19 among active NCAA All-Division coaches in career wins (660) and No. 8 all-time among winningest SEC coaches with 343 career wins (UT and AU combined).

### MOST OVERALL COLLEGIATE HEAD COACHING WINS AMONG ACTIVE SEC COACHES

| Coach              | School        | Wins       |
|--------------------|---------------|------------|
| John Calipari      | Kentucky      | 813        |
| Rick Barnes        | Tennessee     | 803        |
| <b>Bruce Pearl</b> | <b>Auburn</b> | <b>660</b> |
| Buzz Williams      | Texas A&M     | 346        |
| Mike White         | Georgia       | 276        |

| Coach              | School        | Wins       |
|--------------------|---------------|------------|
| John Calipari      | Kentucky      | 410        |
| <b>Bruce Pearl</b> | <b>Auburn</b> | <b>343</b> |
| Rick Barnes        | Tennessee     | 199        |
| Mike White         | Georgia       | 175        |
| Nate Oats          | Alabama       | 113        |

### MOST WINS IN SEC GAMES AMONG ACTIVE SEC COACHES

| Coach              | School        | Win        |
|--------------------|---------------|------------|
| John Calipari      | Kentucky      | 198        |
| <b>Bruce Pearl</b> | <b>Auburn</b> | <b>155</b> |
| Rick Barnes        | Tennessee     | 100        |
| Mike White         | Georgia       | 84         |
| Nate Oats          | Alabama       | 62         |

## THE LAW OFFICES OF CHAD BAKER-MAZARA

» Chad Baker-Mazara entered the SEC Tournament third in the SEC shooting 88.1 percent (96-of-109) from the foul line this season including a career-best 9-of-9 from the charity stripe against Kentucky on Feb. 17. He had a string of 26-straight made free throws snapped at Tennessee on Feb. 28. Wendell Green Jr. holds the Auburn record for consecutive made free throws at 34 in 2023.

» He is currently on pace to break the school's single-season free-throw percentage record, which Eddie Johnson set when he shot 87.9 percent from the foul line during the 1974-75 season.

» Baker-Mazara scored in double figures in 12 of Auburn's 18 SEC games including nine of the last 12. He tallied a career-high 25 points on 8-of-12 field goals and 2-of-3 3-pointers to go with his 7-of-7 performance from the free throw line at Georgia on Feb. 24. During that span, he averaged 12.5 points on 49.4 shooting from the floor, 51.6 percent from 3-point range and 89.8 percent from the free throw line.

» CBM has led Auburn in scoring four times in SEC play after scoring 16 points at Arkansas and adding 19 points against LSU. He has 18 games in double figures on the season including 17 in the last 27 games.

### AUBURN'S SINGLE-SEASON FREE-THROW PERCENTAGE LEADERS

| Player                   | Season         | FTM-FTA       | Pct.          |
|--------------------------|----------------|---------------|---------------|
| <b>Chad Baker-Mazara</b> | <b>2023-24</b> | <b>98-111</b> | <b>.88288</b> |
| Eddie Johnson            | 1974-75        | 102-116       | .87931        |
| Danjel Purifoy           | 2016-17        | 80-91         | .87912        |
| Stan Pietkiewicz         | 1977-78        | 128-146       | .877          |
| KT Harrell               | 2013-14        | 134-154       | .870          |
| Jimmy Fibbe              | 1960-61        | 83-96         | .865          |
| Ian Young                | 2004-05        | 83-96         | .865          |
| Scott Pohlman            | 1998-99        | 69-80         | .863          |
| Jimmy Montgomery         | 1965-66        | 83-97         | .856          |
| Lee DeFore               | 1965-66        | 133-156       | .853          |
| Frankie Sullivan         | 2009-10        | 80-94         | .851          |

## TAKING CARE OF THE ROCK

» Auburn committed nine turnovers at Georgia on Feb. 24 and just seven turnovers against South Carolina on Feb. 14. It was the third time this season the Tigers had seven turnovers in a game – versus UNC Asheville and at Arkansas.

» AU is 12-0 this season when it has committed single-digit turnovers including 6-0 against SEC opponents. The Tigers committed just five turnovers in their win over Alabama on Feb. 7 and against South Carolina in the SEC Quarterfinals on March 15. They tied a school-record with three turnovers against Indiana on Dec. 9. Auburn previously committed eight turnovers against Virginia Tech, USC and LSU as well as nine turnovers against Chattanooga.

» The Tigers closed out non-conference play with six turnovers against Penn.

» Auburn entered the SEC Tournament sixth in the SEC averaging 10.58 turnovers per game this season and second with a +2.42 turnover margin. The Tigers have forced more turnovers than they have committed 20 times this season and have a 17-3 record in those games.

## SHARING THE ROCK

» The Tigers entered the SEC Tournament sixth nationally and first in the SEC with 18.06 assists per game. They are first in the SEC and eighth nationally with a 1.71 assist-to-turnover ratio. The Tigers have recorded at least 19 assists in 16 games, which is tied for the most in the country. They have dished out at least 17 assists on 20 occasions.

» Auburn has turned in 11 games with 20-or-more assists this season including six in SEC play. Auburn recorded 20 assists on 27 made field goals at Tennessee on Feb. 28.

» The Tigers recorded 29 assists against Georgia in the regular-season finale, the most assists in a single game during Bruce Pearl's 10 seasons on The Plains. The previous mark was 27 assists against CSUN in 2019. It was also the most assists by any SEC team in a league game this season.

» Eight players have recorded at least 30 assists on the season for Auburn with five of those already topping 50 assists for the year, and nine of the 10 Tigers averaging over 13.0 minutes per game have a positive assist-to-turnover ratio.

» Tre Donaldson entered the SEC Tournament ranked 14th in the SEC with 3.23 assists per game, while Aden Holloway is averaging 2.74 assists per game. Donaldson recorded his first career 100+ assist season with his two assists against UGA on March 9.

» Holloway and Donaldson have combined for 112 assists and only 39 turnovers over the last 21 games, and the pair is averaging 5.94 assists and 2.16 turnovers per game for the season.

### Teams with 19+ assists in 16+ games this season

Purdue (17)

**Auburn**

BYU

### Teams with 18+ assists in 19+ games this season

Arizona

**Auburn**

Kansas

Purdue

### Teams with 17+ assists in 20+ games this season

Kansas (24)

Arizona (21)

**Auburn**

Purdue

Samford

### Teams with 16+ assists in 23+ games this season

Kansas (26)

Arizona

**Auburn**

Colorado State

## DEFENSE, TIGERS, DEFENSE

» Auburn ranks third in the SEC forcing 13.00 turnovers per game and second forcing 12.56 turnovers in league play. The Tigers forced Texas A&M into 19 turnovers, which is still a season high for the Aggies and also the most they have forced in an SEC game this season.

» The Tigers forced 16 turnovers against LSU, and scored 24 points off those turnovers. Auburn scored 25 points off of 13 turnovers by South Carolina on Feb. 14, which is the second-most points scored off turnovers this season (30 vs. Virginia Tech).

» Additionally, AU forced 15 Alabama turnovers on Feb. 7, resulting in 22 points. In the first meeting between the two teams this season, Auburn scored 22 points off 17 Ole Miss turnovers.

» The Tigers previously forced 13 turnovers in their SEC opener at Arkansas and 11 at Vanderbilt. Auburn scored 15 points off 14 Alabama turnovers on Jan. 24, forced Mississippi State into 14 turnovers and forced 12 turnovers against Vanderbilt on Jan. 31.

» Auburn held Ole Miss to season-lows in points (59) and first half points (27) in Auburn.

» Auburn held Texas A&M to a season-low 22 first-half points. The Aggies' previous low was 23 points in the first half against No. 3 Houston.

» Auburn held Texas A&M without a field goal over the final 9:15 of the game as the Aggies missed their last 10 field-goal attempts.

» Auburn held Texas A&M to a 29.0 field-goal percentage on the night, which was the lowest the Tigers had held an SEC opponent to since holding Tennessee to 27.0 percent shooting in Knoxville last season until they held Vanderbilt to 26.8 percent shooting on Jan. 31. This is the lowest field-goal percentage Auburn has held an SEC opponent to since holding Georgia to 25.0 percent shooting (13-of-52) on Feb. 1, 2012.

» Auburn held Mississippi State to a season-low 21 first-half points. The Bulldogs' previous low was 26 points at Georgia Tech.

» On Feb. 17, the Tigers became the third team to hold Kentucky, who came into the game third in the country averaging 88.9 points per game, to no more than 70 points, joining South Carolina and Arkansas.

### Fewest points Auburn has held an SEC opponent to under Bruce Pearl

| Date                 | Opponent              | Points    |
|----------------------|-----------------------|-----------|
| Feb. 4, 2023         | Tennessee             | 46        |
| Jan. 18, 2023        | LSU                   | 49        |
| <b>Jan. 6, 2024</b>  | <b>Arkansas</b>       | <b>51</b> |
| Feb. 16, 2019        | Vanderbilt            | 53        |
| <b>Jan. 31, 2024</b> | <b>Vanderbilt</b>     | <b>54</b> |
| Jan. 25, 2022        | Missouri              | 54        |
| <b>Mar. 15, 2024</b> | <b>South Carolina</b> | <b>55</b> |
| <b>Jan. 9, 2024</b>  | <b>Texas A&amp;M</b>  | <b>55</b> |
| Dec. 29, 2021        | LSU                   | 55        |

### Held league opponent under 60 points this season (includes SEC Tournament)

|                   |          |
|-------------------|----------|
| <b>Auburn</b>     | <b>5</b> |
| Mississippi State | 4        |
| Tennessee         | 3        |
| Kentucky          | 2        |
| Ole Miss          | 2        |
| South Carolina    | 2        |
| Texas A&M         | 2        |
| Alabama           | 1        |
| Georgia           | 1        |
| LSU               | 1        |

### Games holding opponent to under 60 points in SEC game

|         |   |
|---------|---|
| 2023-24 | 5 |
| 2022-23 | 5 |
| 2021-22 | 3 |
| 2018-19 | 3 |
| 2020-21 | 1 |
| 2019-20 | 1 |
| 2014-15 | 1 |
| 2017-18 | 0 |
| 2016-17 | 0 |
| 2015-16 | 0 |

## CLEANING THE GLASS

» Auburn entered the SEC Tournament fifth in the SEC and is tied for 68th nationally with a +3.84 rebounding margin this season. The Tigers outrebounded Ole Miss, 42-26, on Feb. 3, which is tied as their fifth-best rebounding margin in an SEC game in Bruce Pearl's 10 seasons on The Plains.

» AU outrebounded Arkansas, 46-32, in the SEC opener and outrebounded Vanderbilt by 10.0 boards per game in two victories over the Commodores. The +14 rebounding margin against the Razorbacks is tied as the eighth-best mark in an SEC game under Pearl.

» Auburn outrebounded Alabama, 42-35, on Feb. 7, making it three-straight games the Tigers had outrebounded their opponent prior to getting outrebounded, 43-41, at Florida on Feb. 10. The Tigers are 15-1 when they have outrebounded their opponent this season.

» The Tigers ranked 43rd nationally with a 32.0 offensive rebounding percentage and 56th with a 52.7 total rebounding percentage, per teamrankings.com (entering the SEC Tournament). They have a +5.5 rebounding margin in their 25 wins and a -2.3-rebounding margin in their seven losses.

## AUBURN'S BEST REBOUNDING MARGINS IN AN SEC GAME UNDER BRUCE PEARL

| Date                | Opponent        | AU Reb/Opp Reb | Reb Margin |
|---------------------|-----------------|----------------|------------|
| Feb. 14, 2023       | Missouri        | 48/26          | +22        |
| Feb. 8, 2022        | Arkansas        | 60/42          | +18        |
| Feb. 4, 2020        | Arkansas        | 44/27          | +17        |
| Jan. 16, 2019       | Texas A&M       | 50/33          | +17        |
| <b>Feb. 3, 2024</b> | <b>Ole Miss</b> | <b>42/26</b>   | <b>+16</b> |
| March 7, 2020       | Tennessee       | 42/26          | +16        |
| Feb. 12, 2020       | Alabama         | 60/44          | +16        |
| <b>Jan. 6, 2024</b> | <b>Arkansas</b> | <b>46/32</b>   | <b>+14</b> |
| Feb. 1, 2020        | Kentucky        | 42/28          | +14        |
| Jan. 27, 2018       | LSU             | 38/24          | +14        |

## MAKING EVERY SHOT COUNT

» After shooting 14-of-26 from the free-throw line at Florida on Feb. 10, Auburn responded by shooting 108-of-139 (77.7 percent) in the next six games before shooting 24-of-42 from the foul line over the last two games.

» Auburn has made 559 free throws on the season, which is fourth-most in a season in program history, three behind the 2016-17 Tigers for third. The record is 647 made free throws in 2017-18 and 606 made free throws in 2014-15 is second.

» The Tigers set a school record for made free throws in a game by going 40-of-50 from the free-throw line against Alabama on Feb. 7. Of the 10 players averaging over 13.0 minutes per game, seven of them are shooting at least 76.0 percent from the free-throw line.

» Auburn finished fifth in the SEC shooting 76.5 percent (313-of-409) from the foul line in SEC play. The Tigers were also second in the league averaging 17.39 made free throws per game in league play. Auburn is shooting 449-of-584 (76.9%) in its 25 wins compared to 110-of-162 (67.9%) in its seven losses. That's an average of 18.0-of-23.4 in wins compared to 14.8-of-22.3 in losses.

» The Tigers have shot 49.4 percent (758-of-1534) in their 25 wins compared to 40.0 percent (169-of-423) in their seven losses.

» Auburn shot a season-best 60.0 percent (12-of-20) from 3-point range against No. 11 South Carolina on Feb. 14, which marked its best 3-point percentage since shooting 60.0 percent (12-of-20) at Alabama last season. The Tigers turned in their second-best mark of the season at UGA by making 53.8 percent (14-of-26) of their long-range shots on March 2. Their 14 made 3-pointers versus the Bulldogs tied a season high from the Indiana game on Dec. 9.

» Auburn is 11-2 this season when the Tigers make at least 40 percent of their 3-point field goals.

» The Tigers have made at least 10 3-pointers six times in SEC play (10 vs. LSU). The Tigers have shot 222-of-581 (38.2 percent) from deep in their 25 wins and 39-of-156 (25.0 percent) in their seven losses. Auburn's 261 three-point field goals this season rank ninth in program history.

» In SEC play, Chad Baker-Mazara (.471), Denver Jones (.460), Johni Broome (.415) and Jaylin Williams (.413) all shot at least 40.0 percent from deep on at least two 3-point attempts per game. Eight of the Top 12 season 3-point totals in program history have come in Bruce Pearl's 10 seasons on The Plains.

## TIGERS PICK UP RARE ROAD WIN

» Auburn's 32-point victory at Arkansas tied for the second-largest margin of victory in an SEC road game in program history next to a 64-32 victory at Sewanee on Jan. 13, 1940, and only two points behind a 92-58 win at Tulane on Jan. 11, 1966. Additionally, the win tied for the seventh-largest overall road win in school history. It was the largest since an 87-52 win at Alabama A&M on Dec. 1, 2009.

» On the flip side, the 32-point loss was Arkansas' largest defeat in the 31-year history of Bud Walton Arena (449 total games, 80th win all-time in the venue's history), topping a 30-point loss to Florida in 2012. It was Auburn's largest win in the 60-game series, surpassing the Tigers' 101-76 victory in Auburn in 1996. The Tigers' previous largest victory at Bud Walton Arena was 73-51 (+22) in 2009.

### LARGEST SEC ROAD WINS IN PROGRAM HISTORY

| Date               | Opponent        | Score        | Margin    |
|--------------------|-----------------|--------------|-----------|
| Jan. 11, 1966      | Tulane          | 92-58        | 34        |
| <b>Jan. 6 2024</b> | <b>Arkansas</b> | <b>83-51</b> | <b>32</b> |
| Jan. 13, 1940      | Sewanee         | 64-32        | 32        |

### LARGEST ROAD WINS IN PROGRAM HISTORY

| Date               | Opponent                 | Score        | Margin    |
|--------------------|--------------------------|--------------|-----------|
| Dec. 20, 1999      | Puerto Rico-Mayaguez     | 109-52       | 57        |
| Dec. 16, 1976      | VCU                      | 109-59       | 50        |
| 1919-20            | Clemson                  | 60-12        | 48        |
| Dec. 28, 1996      | Florida A&M              | 95-57        | 38        |
| Dec. 1, 2009       | Alabama A&M              | 87-52        | 35        |
| Jan. 11, 1966      | Tulane                   | 92-58        | 34        |
| <b>Jan. 6 2024</b> | <b>Arkansas</b>          | <b>83-51</b> | <b>32</b> |
| Jan. 13, 1940      | Sewanee                  | 64-32        | 32        |
| Nov. 19, 2007      | Charleston Southern      | 89-59        | 30        |
| Dec. 20, 2002      | Puerto Rico-Mayaguez     | 94-64        | 30        |
| Dec. 30, 1995      | Florida A&M              | 84-54        | 30        |
| Nov. 30, 1951      | Howard                   | 69-39        | 30        |
| 1919-20            | West Point Athletic Club | 38-8         | 30        |

## ENERGIZER BUNNY OFF THE BENCH

» K.D. Johnson has scored in double figures nine times this season pouring in 10 points on 4-of-7 field goals and 2-of-3 3-pointers to go with five rebounds and three assists in Auburn's quarterfinal win over South Carolina on March 15. He previously scored 14 points against Texas A&M on Jan. 9, matching his season high from the Indiana game on Dec. 9. Johnson scored 13 points against Southeastern Louisiana on Nov. 10 and Alabama State on Dec. 22.

» He is shooting a career-best 77.9 percent from the free-throw line this season. His previous high mark was 72.1 percent in the 2021-22 season. Johnson has recorded a team-best 38 steals on the season and registered a steal in 23-of-32 games including 10 multi-steal games (in seven of the last 18 contests).

## DENVER JONES IS ON FIRE

» Denver Jones scored a season-high 21 points on 7-of-9 3-pointers to go with three assists, three rebounds, two steals and one block against Georgia on March 9. He became the first Auburn player to make seven 3-point field goals in a game since Jabari Smith did so against Vanderbilt on Feb. 16, 2022.

» Jones has scored in double figures in eight of the last 12 games including 10 points on 3-of-5 field goals and 4-of-4 from the foul line to go with four assists, one rebound and one steal at Missouri on March 5. In the last 12 games, he is averaging 11.3 points and is shooting 51.1 percent from long range. He is shooting 61-of-68 (89.7 pct) from the charity stripe, which would be second in the SEC in free-throw percentage, if he had made enough free throws on the season to reach the qualification of 2.5 made free throws per game.

## WELCOME TO AUBURN'S BLOCK PARTY

» Auburn is the only team that has finished in the Top 25 in the country in blocked shots per game in each of the previous seven seasons. No other team has finished in the Top 25 in blocks per game in more than five seasons over that stretch.

» The Tigers, who have blocked a nation's-best 1,476 shots (5.6 bpg) since the start of the 2016-17 season, are sixth nationally averaging 6.0 blocks per game this season. Auburn has recorded five-plus blocked shots in 22 of the last 24 games, including 15-straight games before only registering two blocks at Florida on Feb. 10. The 15-game streak was the Tigers' longest such streak since blocking at least five shots in 17-straight games during the 2021-22 season.

» Auburn's 194 blocks this season are second most in program history.

» Auburn has turned in three games this season with double-digit blocks including a season-high 12 blocked shots against Alabama on Feb. 7, which was the Tigers' most blocks in an SEC game since they blocked 14 shots against LSU and Texas A&M during the 2021-22 season.

» The Tigers entered the SEC Tournament first in the country with a 10.3 block percentage, according to teamrankings.com.

### MOST SEASONS IN TOP 25 IN BLOCKS PER GAME OVER THE LAST SEVEN SEASONS

#### 1. Auburn - 7

- 2T. Connecticut - 5
- 2T. Michigan State - 5
- 2T. Washington - 5
- 5T. Duke - 4
- 5T. Florida State - 4
- 5T. Kentucky - 4
- 5T. Marshall - 4
- 5T. Syracuse - 4
- 5T. USC - 4

### MOST BLOCKS IN DIVISION I SINCE THE START OF 2016-17 SEASON (at the end of the regular season)

| Team          | Blocks       |
|---------------|--------------|
| <b>Auburn</b> | <b>1,476</b> |
| Duke          | 1,409        |
| UConn         | 1,317        |
| Kentucky      | 1,313        |
| Arkansas      | 1,311        |

| Season  | BPG | DI Rank |
|---------|-----|---------|
| 2023-24 | 6.0 | 6       |
| 2022-23 | 5.1 | 12      |
| 2021-22 | 8.0 | 1       |
| 2020-21 | 6.0 | 1       |
| 2019-20 | 4.9 | 21      |
| 2018-19 | 4.8 | 22      |
| 2017-18 | 5.3 | 14      |
| 2016-17 | 5.1 | 22      |

## SEC TEAMS ROAD RECORDS FROM 2017-18 TO 2023-24

» Auburn is 36-39 overall on the road since the beginning of the 2017-18 season, which is third best in the SEC. The Tigers' 30-33 record in SEC road games over that span is tied for third-best in the league. Auburn joins Alabama, Kentucky and Tennessee as the only teams to have a winning SEC road record at least three times in the last seven seasons.

### OVERALL ROAD RECORD

| Team           | 2017-18    | 2018-19    | 2019-20    | 2020-21    | 2021-22    | 2022-23    | 2023-24    | Total        |
|----------------|------------|------------|------------|------------|------------|------------|------------|--------------|
| <b>Auburn</b>  | <b>7-4</b> | <b>4-6</b> | <b>5-5</b> | <b>3-8</b> | <b>8-3</b> | <b>4-8</b> | <b>5-5</b> | <b>36-39</b> |
| Alabama        | 2-8        | 4-8        | 4-8        | 7-3        | 3-7        | 9-3        | 5-5        | 34-42        |
| Arkansas       | 3-7        | 5-8        | 4-8        | 5-4        | 5-4        | 2-8        | 2-7        | 26-46        |
| Florida        | 5-4        | 5-6        | 4-7        | 5-5        | 4-7        | 4-7        | 3-7        | 30-43        |
| Georgia        | 4-9        | 2-9        | 2-9        | 2-6        | 0-10       | 1-10       | 4-6        | 15-59        |
| Kentucky       | 4-6        | 8-2        | 8-2        | 4-6        | 6-5        | 6-4        | 7-3        | 43-28        |
| LSU            | 3-8        | 9-1        | 5-6        | 4-6        | 2-8        | 0-9        | 3-7        | 26-44        |
| Miss. State    | 4-8        | 5-5        | 4-7        | 5-4        | 1-10       | 4-6        | 2-8        | 25-48        |
| Missouri       | 5-6        | 2-8        | 2-10       | 6-4        | 2-10       | 5-5        | 2-10       | 24-53        |
| Ole Miss       | 1-10       | 6-5        | 1-10       | 5-6        | 2-7        | 2-9        | 4-7        | 21-54        |
| South Carolina | 4-8        | 4-8        | 6-6        | 2-7        | 4-7        | 4-8        | 8-3        | 32-47        |
| Tennessee      | 8-4        | 7-3        | 4-7        | 4-4        | 6-5        | 4-6        | 8-3        | 41-32        |
| Texas A&M      | 4-7        | 4-7        | 5-4        | 2-4        | 5-5        | 7-4        | 6-6        | 33-37        |
| Vanderbilt     | 1-10       | 1-11       | 1-9        | 2-8        | 5-8        | 5-6        | 1-9        | 16-61        |

### SEC ROAD RECORD

| Team           | 2017-18    | 2018-19    | 2019-20    | 2020-21    | 2021-22    | 2022-23    | 2023-24    | Total        |
|----------------|------------|------------|------------|------------|------------|------------|------------|--------------|
| <b>Auburn</b>  | <b>5-4</b> | <b>4-5</b> | <b>4-5</b> | <b>3-6</b> | <b>6-3</b> | <b>3-6</b> | <b>5-4</b> | <b>30-33</b> |
| Alabama        | 2-7        | 3-6        | 3-6        | 7-2        | 3-6        | 7-2        | 5-4        | 30-33        |
| Arkansas       | 3-6        | 3-6        | 2-7        | 5-3        | 5-4        | 2-7        | 2-7        | 22-40        |
| Florida        | 5-4        | 5-4        | 4-5        | 4-4        | 4-5        | 3-6        | 3-6        | 28-34        |
| Georgia        | 2-7        | 1-8        | 1-8        | 2-6        | 0-9        | 1-8        | 3-6        | 10-52        |
| Kentucky       | 3-6        | 7-2        | 7-2        | 4-5        | 5-4        | 6-3        | 6-3        | 38-25        |
| LSU            | 2-7        | 9-0        | 4-5        | 4-5        | 2-7        | 0-9        | 3-6        | 23-39        |
| Miss. State    | 2-7        | 4-5        | 3-6        | 5-4        | 1-8        | 3-6        | 2-7        | 20-43        |
| Missouri       | 4-5        | 2-7        | 1-8        | 5-4        | 2-7        | 4-5        | 0-9        | 18-45        |
| Ole Miss       | 1-8        | 5-4        | 1-8        | 4-5        | 2-7        | 2-7        | 2-7        | 17-46        |
| South Carolina | 2-7        | 4-5        | 3-6        | 2-6        | 4-5        | 3-6        | 7-2        | 25-37        |
| Tennessee      | 5-4        | 6-3        | 4-5        | 4-4        | 5-4        | 4-5        | 7-2        | 35-27        |
| Texas A&M      | 3-6        | 3-6        | 5-4        | 1-4        | 4-5        | 6-3        | 4-5        | 26-33        |
| Vanderbilt     | 1-8        | 0-9        | 1-8        | 1-7        | 3-6        | 4-5        | 1-8        | 11-51        |

### HOLD THE WHISTLE

» Auburn was called for no more than 15 fouls in five-straight games from Dec. 22-Jan. 9. In 16 games since then, Auburn has been whistled for an average of 20.2 fouls. The Tigers' six lowest foul totals of the season had all come in the eight games prior to travelling to Vanderbilt, during which they were whistled for 15.4 fouls per game including a season-low 11 fouls in their win over Penn.

» The Tigers set a new season low in fouls committed with 16 fouls against UNC Asheville and then bested that with just 13 fouls against Alabama State and fell just one foul shy of matching that against Chattanooga prior to setting a new season low against Penn. In 18 SEC games, the Tigers were called for an average of 19.6 fouls including 18.8 in their five conference losses. Auburn has been called for 18.8 fouls in its 25 wins compared to 20.6 fouls in its seven losses.

### AUBURN vs. THE TOP 25

» Auburn is 81-226 against AP Top 25 teams all-time including 22-30 against ranked opponents under Bruce Pearl (15-7 at Neville Arena). The Tigers have won 18 of their last 32 games against Top 25 opponents. Auburn is 14-3 in their last 17 games against ranked opponents at Neville Arena.

» The Tigers are 3-1 against ranked opponents at home this season including a 101-61 victory over No. 11-ranked South Carolina on Feb. 14, which marked Auburn's largest margin of victory over a ranked opponent in program history. It surpassed the ninth-ranked Tigers' 97-66 victory over No. 8 Mississippi State on Jan. 3, 1959, in Auburn, Ala. The 101 points were the fourth-most against a ranked opponent in program history.

## FRESHMAN PHENOM

» Freshman point guard Aden Holloway became the 19th player in school history to be named to the SEC All-Freshman Team. He currently boasts a team-best 3.19 assist-to-turnover ratio (86-to-27) and has started in 23-of-32 games played for the Tigers.

» Holloway is the team's fifth-leading scorer averaging 7.8 points per game and leads the team in 3-pointers made this season (51). He scored an SEC career-high 15 points on 5-of-8 shooting from long range and dished out three assists in his first start since Jan. 24 at Georgia. Seven of his nine games in double figures this season have been against power conference opponents. Auburn is 8-1 this season when Holloway scores in double figures including eight-straight victories since the Tigers' season-opening loss to Baylor.

» Holloway scored a career-high 24-points against Indiana as he made 5-of-8 from 3-point range against the Hoosiers. He led Auburn with 19 points and six assists in 26 minutes against No. 20 Baylor in his collegiate debut and then scored 11 points and dished out three assists in Auburn's win over Southeastern Louisiana.

» He has made a 3-pointer in 23-of-32 games this season including a streak of 11-straight contests, which ended at Alabama on Jan. 24. Auburn is 20-3 when Holloway makes a 3-pointer. Over his last 28 games, he has totaled 69 assists and just 20 turnovers for a 3.45 assist-to-turnover ratio. He has more assists than turnovers in all but seven games this season and had an even assist-to-turnover ratio in five other contests.

» Holloway has nine double-figure scoring games and five games with four-plus 3-pointers this season.

» Against Baylor, he was one point shy of becoming the fourth freshman in program history to score 20 points in a debut. His total of 19 points is tied for fifth among all Division I freshmen in a season opener this season.



### Freshman Starters Under Bruce Pearl

| Player               | Season         | Starts    |
|----------------------|----------------|-----------|
| Jabari Smith         | 2021-22        | 34        |
| Mustapha Heron       | 2016-17        | 32        |
| Jared Harper         | 2016-17        | 30        |
| Isaac Okoro          | 2019-20        | 28        |
| JT Thor              | 2020-21        | 27        |
| Danjel Purifoy       | 2016-17        | 25        |
| <b>Aden Holloway</b> | <b>2023-24</b> | <b>23</b> |
| Austin Wiley         | 2016-17        | 22        |
| Horace Spencer       | 2015-16        | 18        |
| Sharife Cooper       | 2020-21        | 12        |
| Bryce Brown          | 2015-16        | 11        |
| Justin Powell        | 2020-21        | 7         |
| TJ Lang              | 2014-15        | 6         |
| Allen Flanigan       | 2019-20        | 3         |
| Anfernee McLemore    | 2016-17        | 1         |

### Freshman Starts By Season Under Pearl

| Season         | Starts    |
|----------------|-----------|
| 2014-15        | 6         |
| 2015-16        | 29        |
| 2016-17        | 110       |
| 2017-18        | 0         |
| 2018-19        | 0         |
| 2019-20        | 31        |
| 2020-21        | 46        |
| 2021-22        | 34        |
| 2022-23        | 0         |
| <b>2023-24</b> | <b>23</b> |

### Most 3-pointers made by a freshman in Auburn History

| Player                  | Season         | 3PT FGM   |
|-------------------------|----------------|-----------|
| 1. Jabari Smith         | 2021-22        | 79        |
| 2. Bryce Brown          | 2015-16        | 78        |
| 3. Ronnie Battle        | 1989-90        | 64        |
| 4. Toney Douglas        | 2004-05        | 62        |
| 5. Danjel Purifoy       | 2016-17        | 59        |
| 6. Daymeon Fishback     | 1996-97        | 57        |
| 7. Jared Harper         | 2016-17        | 54        |
| 8. Scott Pohlman        | 1997-98        | 53        |
| <b>9. Aden Holloway</b> | <b>2023-24</b> | <b>51</b> |
| 10. Mustapha Heron      | 2016-17        | 44        |



## WILLIAMS WINNINGEST PLAYER IN PROGRAM HISTORY

» After graduating with a bachelor's degree in kinesiology in May, Jaylin Williams chose to come back for his fifth and final year on The Plains. Last season, he was the team's second-leading scorer (13.0 ppg) and second-leading rebounder (5.0 rpg) in 2022-23.

» With the Tigers' win over Southeastern Louisiana on Nov. 10 at Neville Arena, Williams became the winningest player in program history with 88 career (and now 111) victories to date. He was previously tied with former Tigers Allen Flanagan (2019-23), Anfernee McLemore (2016-20) and Scott Pohlman (1997-2001).

» Entering the season with 107 career games played, he needed to appear in 20 games this season to crack Auburn's career games played list. He surpassed Frankie Sullivan's school record of 134 games played from 2009-13 with his 135th game played against Mississippi State on March 2.

## ALL-TIME WINNINGEST AUBURN PLAYERS (minimum 90 career games played)

|  |            |
|--|------------|
| <b>1. Jaylin Williams (2019-Present)</b> | <b>111</b> |
| 2T. Allen Flanagan (2019-23)             | 87         |
| 2T. Anfernee McLemore (2016-20)          | 87         |
| 2T. Scott Pohlman (1997-01)              | 87         |
| 5T. Doc Robinson (1996-00)               | 85         |
| 5T. Daymeon Fishback (1996-00)           | 85         |
| 5T. Mamadou N'Diaye (1996-00)            | 85         |
| 8. Mack McGadney (1998-02)               | 83         |
| 9. Chuck Person (1982-86)                | 79         |
| 10. Marquis Daniels (1999-03)            | 76         |

## DOMINATING NON-CONFERENCE FOES

» Auburn owns an 95-25 (.792) winning record in regular-season games against non-conference opponents under Coach Pearl. The Tigers lead the SEC, with a .853 winning percentage (81-14 record) in regular-season non-conference games over the last seven-plus seasons.

| Team           | 2016-17    | 2017-18     | 2018-19     | 2019-20     | 2020-21    | 2021-22     | 2022-23     | 2023-24     | Total               |
|----------------|------------|-------------|-------------|-------------|------------|-------------|-------------|-------------|---------------------|
| <b>Auburn</b>  | <b>6-2</b> | <b>12-1</b> | <b>11-2</b> | <b>13-0</b> | <b>6-3</b> | <b>12-1</b> | <b>10-3</b> | <b>11-2</b> | <b>81-14 (.853)</b> |
| Arkansas       | 11-2       | 11-2        | 9-4         | 12-1        | 12-3       | 11-2        | 11-2        | 9-4         | 86-20 (.811)        |
| Miss. State    | 9-3        | 12-1        | 12-1        | 9-4         | 10-5       | 9-4         | 12-1        | 11-2        | 84-21 (.800)        |
| Tennessee      | 8-5        | 10-2        | 12-1        | 8-5         | 8-2        | 9-3         | 11-2        | 10-3        | 76-23 (.768)        |
| LSU            | 8-4        | 9-3         | 10-3        | 9-4         | 8-4        | 12-1        | 11-2        | 8-5         | 75-26 (.743)        |
| Kentucky       | 10-3       | 11-2        | 11-2        | 10-3        | 1-7        | 11-2        | 9-4         | 10-3        | 73-26 (.737)        |
| Georgia        | 9-4        | 9-3         | 9-4         | 10-3        | 7-1        | 5-8         | 10-3        | 10-3        | 69-29 (.704)        |
| Ole Miss       | 9-4        | 7-6         | 10-3        | 9-4         | 6-4        | 9-4         | 8-5         | 13-0        | 71-30 (.703)        |
| Texas A&M      | 8-4        | 11-2        | 7-5         | 6-6         | 6-2        | 11-2        | 8-5         | 9-4         | 66-30 (.688)        |
| Florida        | 10-3       | 9-4         | 8-5         | 8-5         | 6-3        | 10-3        | 7-6         | 10-3        | 68-32 (.680)        |
| Alabama        | 7-5        | 9-4         | 9-4         | 8-5         | 10-5       | 10-3        | 10-3        | 8-5         | 71-34 (.676)        |
| Missouri       | 5-7        | 10-3        | 9-3         | 8-5         | 8-2        | 6-7         | 12-1        | 8-5         | 66-33 (.667)        |
| South Carolina | 10-3       | 9-4         | 5-8         | 8-5         | 2-3        | 9-3         | 7-6         | 12-1        | 62-33 (.653)        |
| Vanderbilt     | 7-6        | 6-7         | 9-4         | 8-5         | 6-3        | 8-4         | 7-6         | 4-8         | 56-43 (.566)        |

## Year-by-Year Regular-Season Record vs. Non-Conference Opponents Under Bruce Pearl

|               |                     |
|---------------|---------------------|
| 2014-15       | 8-5                 |
| 2015-16       | 6-6                 |
| 2016-17       | 6-2                 |
| 2017-18       | 12-1                |
| 2018-19       | 11-2                |
| 2019-20       | 13-0                |
| 2020-21       | 6-3                 |
| 2021-22       | 12-1                |
| 2022-23       | 10-3                |
| 2023-24       | 11-2                |
| <b>Totals</b> | <b>95-25 (.792)</b> |

## FIVE 1,000-CAREER POINT SCORERS

» Auburn is amongst elite company with five 1,000 point scorers on its roster this season. The NCAA compiles a comprehensive list of teams who have multiple 1,000-point scorers on the roster including those who played at any NCAA institution (Division I, II and III) or at the junior college level.

» St. John's (N.Y.) currently boasts six 1,000 point scorers on its roster, while TCU and Auburn are tied for second most in the country with 5.

» K.D. Johnson (Georgia-Auburn combined) and Jaylin Williams both entered the 1,000 Career Point Club against Alabama State on Dec. 22 and have tabulated 1,160 and 1,273 career points to date. Johni Broome (1,974), Chaney Johnson (1,349) and Denver Jones (1,230) reached that same milestone in their combined Morehead State-Auburn, UAH-Auburn and FIU-Auburn careers respectively.

» Williams became the 39th player in program history to gain entrance into the 1,000-Career Point Club – the first in five years since Bryce Brown (8th, 1,673) and Jared Harper (13th, 1,227) did so during their senior campaigns that ended in the 2019 national semifinals. He currently ranks 21st on the school's all-time career scoring list.

## 2024 SIGNING CLASS

The Tigers signed two top recruits in the early signing period – five-star Tahaad Pettiford and Jahki Howard.

Rated the No. 2 point guard and No. 21 overall player in the Class of 2024 by 247 Sports, Pettiford played AAU basketball for New Heights Lightning on the EYBL circuit, shooting 33.5 percent from the 3-point line and averaging 13.3 points per game. He burst onto the scene over the summer as one of the best scoring guards in the country.

One of the most athletic players in his class, Howard is a four-star recruit rated No. 85 overall and No. 20 at his position by 247 Sports. Known as the best dunker in high school basketball going viral on social media, he is currently averaging 15.9 points, 5.3 rebounds, 1.4 assists, 1.9 steals and 0.5 blocks per game in the preseason for Overtime Elite.

### Tahaad Pettiford, G, 5-10, 175, Jersey City, N.J. (Hudson Catholic Regional High School)

"Tahaad is a very unique player. He is a gifted scorer with an unlimited range. Instant offense. He has tremendous speed, quickness and athletic jumping ability. Tahaad is a very tough cover and uses that athleticism to be a pest defensively. (Assistant Coach) Ira Bowman did a tremendous job of identifying Tahaad very early on in the recruiting process and developed a close, trusting relationship. Tahaad will have a Pied Piper effect on our program. Guys will want to play with him." – Head Coach Bruce Pearl

### Jahki Howard, F, 6-6, 185, Boston, Mass. (Overtime Elite)

"Jahki is one of the most underrated prospects in the 2024 class. We've been watching and recruiting him since his freshman year – seeing so much growth, maturity and commitment to becoming great. His basketball IQ, his athleticism and his motor make him a great fit for our program." – Head Coach Bruce Pearl

## ON BOARD

» Junior transfer Chaney Johnson pulled down 11 rebounds off the bench against Southeastern Louisiana on Nov. 10. He is the ninth player in Bruce Pearl's 10 seasons at Auburn to grab at least 11 boards in a game as a reserve and the first since Jaylin Williams had 11 rebounds versus Texas A&M on Feb. 12, 2022. For the season, Johnson is tied for fourth on the team averaging 3.6 boards per game.

| Date                 | Player                | Opponent                      | Rebounds  |
|----------------------|-----------------------|-------------------------------|-----------|
| Nov. 14, 2018        | Horace Spencer        | Mississippi College           | 17        |
| Nov. 29, 2017        | Anfernee McLemore     | Dayton                        | 13        |
| Dec. 22, 2015        | Cinmeon Bowers        | New Mexico                    | 12        |
| Feb. 27, 2016        | Tyler Harris          | Alabama                       | 12        |
| Nov. 26, 2020        | Jaylin Williams       | Saint Joesph's                | 11        |
| March 5, 2016        | Cinmeon Bowers        | Mississippi State             | 11        |
| Jan. 31, 2017        | Anfernee McLemore     | Tennessee                     | 11        |
| Feb. 12, 2022        | Jaylin Williams       | Texas A&M                     | 11        |
| <b>Nov. 10, 2023</b> | <b>Chaney Johnson</b> | <b>Southeastern Louisiana</b> | <b>11</b> |

## NOT NEW KIDS ON THE BLOCK

» Johni Broome, who has blocked a shot in 25 of the last 27 games has 20 multi-block games during that time. He entered the SEC Tournament ranked second in the league averaging 2.29 blocks per game this season. Broome blocked a season-high five shots in the Tigers' first meeting with Alabama, including the 300th block of his career, and then he matched that with five blocks against Vanderbilt on Jan. 31 and Alabama on Feb. 7. He has multiple blocks in 10 of the last 14 games. His 336 career blocks are second among all NCAA Division I players, only trailing the 350 career blocks of Jamarion Sharp of Ole Miss. Broome's 71 blocks this season are 10th-most in a season in program history.

» Dylan Cardwell entered the tournament ranked fifth in the SEC with 1.42 blocks per game. In SEC games only, Broome was second in the league with 2.50 blocks and Cardwell sixth with 1.56 blocked shots per game. Broome is eighth on Auburn's career blocked shot list with 149 career blocks and Cardwell is seventh with 150 career blocks.

» Auburn is the only team with two of the Top 5 shot blockers in the SEC. Cardwell has tied his career high with five blocks twice this season, against Baylor and LSU, which is tied with Broome's five blocks in both games against Alabama and against Vanderbilt for the most blocks by an Auburn player this season. Cardwell blocked four shots against South Carolina on Feb. 14, his 11th multi-block game this season. Cardwell previously set his career high against South Florida and George Mason in 2022.

## ELITE IN THE SEC

» Auburn leads the SEC with a .724 winning percentage and is tied with Tennessee with 168 victories over the last six-plus seasons. The Tigers have also won the second-most SEC Championship titles (3) and second-most NCAA Tournament games (7) in that span behind Alabama's four titles and Arkansas' eight NCAA Tournament victories.

| Team              | 2017-18     | 2018-19      | 2019-20     | 2020-21      | 2021-22     | 2022-23      | 2023-24     | Total         |
|-------------------|-------------|--------------|-------------|--------------|-------------|--------------|-------------|---------------|
| <b>Auburn</b>     | <b>26-8</b> | <b>30-10</b> | <b>25-6</b> | <b>13-14</b> | <b>28-6</b> | <b>21-13</b> | <b>25-7</b> | <b>168-64</b> |
| Tennessee         | 26-9        | 31-6         | 17-14       | 18-9         | 27-8        | 25-11        | 24-8        | 168-65        |
| Kentucky          | 26-11       | 30-7         | 25-6        | 9-16         | 28-8        | 22-12        | 23-9        | 163-69        |
| Arkansas          | 23-12       | 18-16        | 20-12       | 25-7         | 28-9        | 22-14        | 16-17       | 152-87        |
| Alabama           | 20-16       | 18-16        | 16-15       | 26-7         | 19-14       | 31-6         | 21-11       | 151-85        |
| Mississippi State | 25-12       | 23-11        | 20-11       | 18-15        | 18-16       | 21-13        | 21-12       | 146-90        |
| LSU               | 18-15       | 28-7         | 21-10       | 19-10        | 22-12       | 14-19        | 17-15       | 139-88        |
| Florida           | 21-13       | 20-16        | 19-12       | 15-10        | 20-14       | 16-17        | 22-10       | 133-92        |
| Texas A&M         | 22-13       | 14-18        | 16-14       | 8-10         | 27-13       | 25-10        | 20-13       | 132-91        |
| South Carolina    | 17-16       | 16-16        | 18-13       | 6-15         | 19-13       | 11-21        | 26-7        | 113-101       |
| Missouri          | 20-13       | 15-17        | 15-16       | 16-10        | 12-21       | 25-10        | 8-24        | 111-111       |
| Ole Miss          | 12-20       | 20-13        | 15-17       | 16-12        | 13-19       | 12-21        | 20-12       | 108-114       |
| Georgia           | 18-15       | 11-21        | 16-16       | 14-12        | 6-26        | 16-16        | 17-16       | 98-122        |
| Vanderbilt        | 12-20       | 9-23         | 11-21       | 9-16         | 19-17       | 22-15        | 9-23        | 91-135        |

## PEARL MOVING UP IN CAREER COACHING WINS AT AUBURN

» Auburn's win over UNC Asheville in Huntsville on Dec. 13 was Bruce Pearl's 900th career game overall and 180th victory at Auburn. After the Tigers beat LSU on Jan. 13, he moved into second on Auburn's all-time career coaching wins list ahead of former head coach Cliff Ellis, who went 186-125 from 1994-95 to 2003-04.

» Pearl is in his 10th season as Auburn's head coach with a 198-118 record on The Plains. In the team's season opener, he surpassed Sonny Smith, who led Auburn to a 173-154 mark in 11 seasons from 1978-89, for third all-time in program history. Joel Eaves leads the way with 213 wins from 1949-63.

| COACH                 | SEASONS   | YEARS                     | RECORD         |
|-----------------------|-----------|---------------------------|----------------|
| 1. Joel Eaves         | 14        | 1949-50 to 1962-63        | 213-100        |
| <b>2. Bruce Pearl</b> | <b>10</b> | <b>2014-15 to Present</b> | <b>198-118</b> |
| 3. Cliff Ellis        | 10        | 1994-95 to 2003-04        | 186-125        |
| 4. Sonny Smith        | 11        | 1978-79 to 1988-89        | 173-154        |
| 5. Bill Lynn          | 10        | 1963-64 to 1972-73        | 130-124        |

## RETURNING PRODUCTION

» Auburn returns 58.1 percent of its minutes, 60.2 percent of its scoring and 61.3 percent of its rebounding from last season. The Tigers return five of their Top 7 scorers – three of the five players, who averaged 20 minutes per game, and three of five players, who recorded at least 100 rebounds last season.

## MR. DOUBLE-DOUBLE

» Junior big man Johni Broome recorded his SEC-leading 12th double-double of the season, and sixth against an SEC opponent, with 18 points and 10 rebounds in Auburn's win over South Carolina in Friday's SEC quarterfinals. His 12 double-doubles this season are one more than he had all of last season, giving him 22 in his two-year Auburn career.

» Broome has a total of 58 career double-doubles (including his time at Morehead State), which is sixth nationally among active NCAA Division I players. He is currently on a 23-game double-digit scoring streak and finished the regular season with 14 points, six rebounds, five assists, two blocks and one steal against Georgia on March 9.

» The National Player of the Year candidate and National Defensive Player of the Year semifinalist entered the SEC Tournament averaging 8.45 rebounds per game and tied for ninth in scoring at 16.29 points per game. He was also the only SEC player averaging at least 16.0 points and 8.0 rebounds per game and the only player ranked in the Top 10 in both the scoring and rebounding columns.

### JOHNI BROOME'S CAREER DOUBLE-DOUBLES BY SEASON

2020-21: 13\*

2021-22: 23\*

2022-23: 10

2023-24: 12

\*at Morehead State

### ACTIVE NCAA DIVISION I CAREER DOUBLE-DOUBLE LEADERS

| Player              | School         | Double-Doubles | Games Played |
|---------------------|----------------|----------------|--------------|
| Armando Bacot       | North Carolina | 82             | 163          |
| Enrique Freeman     | Akron          | 70             | 128          |
| Norchad Omier       | Miami (Fla.)   | 67             | 119          |
| Fardaws Aimaq       | California     | 63             | 125          |
| Zach Edey           | Purdue         | 61             | 130          |
| <b>Johni Broome</b> | <b>Auburn</b>  | <b>58</b>      | <b>129</b>   |

### 30-point games in the SEC this season

| Date         | Player               | School         | Points    | Opponent             |
|--------------|----------------------|----------------|-----------|----------------------|
| 2/24         | Khalif Battle        | Arkansas       | 42        | Missouri             |
| 1/16         | Wade Taylor IV       | Texas A&M      | 41        | Arkansas             |
| 3/9          | Dalton Knecht        | Tennessee      | 40        | Kentucky             |
| 2/28         | Dalton Knecht        | Tennessee      | 39        | Auburn               |
| 1/16         | Dalton Knecht        | Tennessee      | 39        | Florida              |
| 11/29        | Dalton Knecht        | Tennessee      | 37        | North Carolina       |
| 1/20         | Tamar Bates          | Missouri       | 36        | Florida              |
| 1/13         | Dalton Knecht        | Tennessee      | 36        | Georgia              |
| 2/3          | Rob Dillingham       | Kentucky       | 35        | Tennessee            |
| 1/27         | RJ Melendez          | Georgia        | 35        | Florida              |
| 1/16         | Tramon Mark          | Arkansas       | 35        | Texas A&M            |
| 12/9         | Mark Sears           | Alabama        | 35        | Purdue               |
| 11/24        | Wade Taylor IV       | Texas A&M      | 35        | Florida Atlantic     |
| 3/2          | Khalif Battle        | Arkansas       | 34        | Kentucky             |
| 2/27         | Josh Hubbard         | Miss. State    | 34        | Kentucky             |
| 1/20         | Jabri Abdur-Rahim    | Georgia        | 34        | Kentucky             |
| 11/24        | Tramon Mark          | Arkansas       | 34        | North Carolina       |
| 12/16        | Wade Taylor IV       | Texas A&M      | 34        | Houston              |
| 2/24         | Sean East II         | Missouri       | 33        | Arkansas             |
| 12/16        | Jordan Wright        | LSU            | 33        | Texas                |
| 2/27         | Reed Sheppard        | Kentucky       | 32        | Miss. State          |
| 2/24         | Josh Hubbard         | Miss. State    | 32        | LSU                  |
| 1/27         | Dalton Knecht        | Tennessee      | 32        | Vanderbilt           |
| 12/30        | Keyon Menifield      | Arkansas       | 32        | UNCW                 |
| 2/10         | Collin Murray-Boyles | South Carolina | 31        | Vanderbilt           |
| 1/30         | Dalton Knecht        | Tennessee      | 31        | South Carolina       |
| 1/13         | Wade Taylor IV       | Texas A&M      | 31        | Kentucky             |
| 1/9          | Mark Sears           | Alabama        | 31        | South Carolina       |
| 1/27         | Wade Taylor IV       | Texas A&M      | 30        | Ole Miss             |
| 12/21        | Antonio Reeves       | Kentucky       | 30        | Louisville           |
| <b>11/29</b> | <b>Johni Broome</b>  | <b>Auburn</b>  | <b>30</b> | <b>Virginia Tech</b> |

### 30-point/10-rebound/3-block games in NCAA Division I this season

| Date         | Player              | School            | Points/Rebounds/Blocks | Opponent             |
|--------------|---------------------|-------------------|------------------------|----------------------|
| 1/11         | Saint Thomas        | Northern Colorado | 37/14/3                | Montana              |
| 2/2          | Greg Gordon         | Iona              | 35/12/3                | Fairfield            |
| 12/1         | Zach Edey           | Purdue            | 35/14/3                | Northwestern         |
| 11/10        | Isaiah Cozart       | Eastern Kentucky  | 33/14/4                | Wilberforce          |
| 2/10         | Victor Iwuakor      | Southern Miss     | 31/13/3                | Western Michigan     |
| 2/8          | Max Brooks          | UMass-Lowell      | 31/19/3                | UMBC                 |
| 1/24         | Carlton Linguard    | UTSA              | 31/10/3                | Tulane               |
| 1/16         | PJ Hall             | Clemson           | 31/17/3                | Georgia Tech         |
| 11/6         | Quinten Post        | Boston College    | 31/11/4                | Fairfield            |
| 11/14        | Great Osobor        | Utah State        | 31/10/3                | Southern Utah        |
| 12/9         | Tymu Chenery        | Binghamton        | 31/12/4                | Le Moyne             |
| <b>11/29</b> | <b>Johni Broome</b> | <b>Auburn</b>     | <b>30/13/3</b>         | <b>Virginia Tech</b> |
| 12/19        | Jalyn McCreary      | Mercer            | 30/12/3                | Queens (N.C.)        |
| 1/13         | Zach Edey           | Purdue            | 30/20/3                | Penn State           |

# AUBURN CAREER RECORDS LIST

## POINTS

|            |                                       |              |
|------------|---------------------------------------|--------------|
| 18.        | Lee DeFore (1963-66)                  | 1,386        |
| 19.        | Gary Redding (1972-76)                | 1,334        |
| 20.        | Doc Robinson (1996-00)                | 1,332        |
| <b>22.</b> | <b>Jaylin Williams (2019-Present)</b> | <b>1,273</b> |
| 21.        | Stan Pietkiewicz (1974-78)            | 1,265        |
| 23.        | Frank Tolbert (2004-08)               | 1,242        |
| 23.        | Darrell Lockhart (1979-83)            | 1,236        |
| 25.        | Wes Flanigan (1993-97)                | 1,228        |
| 26T.       | KT Harrell (2013-15)                  | 1,190        |
| 26T.       | Chris Denson (2010-14)                | 1,190        |
| 28.        | Charles Barkley (1981-84)             | 1,183        |
| 29.        | Korvotney Barber (2005-09)            | 1,151        |
| 30.        | Lance Weems (1992-96)                 | 1,105        |
| 31.        | Bryant Smith (1995-99)                | 1,087        |
| 32.        | Bubba Price (1976-80)                 | 1,075        |
| 33.        | Derrick Dennison (1986-90)            | 1,070        |
| 34.        | Pat Burke (1993-97)                   | 1,064        |
| 35.        | Marco Killingsworth (2001-04)         | 1,041        |
| 36.        | Franklin Williams (1994-98)           | 1,027        |
| 37.        | Bill Alexander (1967-70)              | 1,026        |
| 38.        | Mustapha Heron (2016-18)              | 1,011        |
| 39.        | Earl Banks (1977-81)                  | 1,004        |
| --         | <b>Johni Broome (2022-Present)</b>    | <b>990</b>   |
| --         | <b>K.D. Johnson (2021-Present)</b>    | <b>944</b>   |

Note: Players' stats during Auburn career only.

## BLOCKS

|           |                                      |            |
|-----------|--------------------------------------|------------|
| 1.        | Kyle Davis (2000-04)                 | 360        |
| 2.        | Mamadou N'diaye (1996-2000)          | 241        |
| 3.        | Anfernee McLemore (2016-20)          | 187        |
| 4.        | Horace Spencer (2015-19)             | 170        |
| 5.        | Walker Kessler (2021-22)             | 155        |
| 5T.       | Korvotney Barber (2005-09)           | 155        |
| <b>7.</b> | <b>Dylan Cardwell (2020-Present)</b> | <b>150</b> |
| <b>8.</b> | <b>Johni Broome (2022-Present)</b>   | <b>149</b> |
| 9.        | Charles Barkley (1981-84)            | 145        |
| 10.       | Chris Morris (1984-88)               | 141        |

## STEALS

|     |                                    |            |
|-----|------------------------------------|------------|
| 1T. | Quantez Robertson (2005-09)        | 210        |
| 1T. | DeWayne Reed (2006-10)             | 210        |
| 3.  | Marquis Daniels (1999-2003)        | 208        |
| 4.  | Frankie Sullivan (2008-13)         | 190        |
| 5.  | Chris Morris (1984-88)             | 189        |
| 6.  | Bryant Smith (1995-99)             | 186        |
| 7.  | Reggie Gallon (1989-93)            | 177        |
| 8.  | Gerald White (1983-87)             | 164        |
| 10. | Frank Ford (1983-87)               | 156        |
| --  | <b>K.D. Johnson (2021-Present)</b> | <b>138</b> |



Note: Figures not available prior to 1978-79 season.

## DUNKS

|    |                                       |            |
|----|---------------------------------------|------------|
| 1. | Aaron Swinson (1991-94)               | 175        |
| -- | <b>Dylan Cardwell (2020-Present)</b>  | <b>107</b> |
| -- | <b>Jaylin Williams (2019-Present)</b> | <b>76</b>  |

## GAMES PLAYED

|           |                                       |            |
|-----------|---------------------------------------|------------|
| <b>1.</b> | <b>Jaylin Williams (2019-Present)</b> | <b>138</b> |
| 2.        | Frankie Sullivan (2009-13)            | 134        |
| 3.        | Bryce Brown (2018-19)                 | 131        |
| 4.        | Anfernee McLemore (2016-20)           | 130        |
| 5T.       | Scott Pohlman (1997-01)               | 129        |
| 5T.       | Frank Ford (1983-87)                  | 129        |
| 7T.       | Doc Robinson (1996-00)                | 128        |
| 7T.       | Mamadou N'diaye (1996-00)             | 128        |
| 7T.       | Chris Morris (1984-88)                | 128        |
| 10.       | Daymeon Fishback (1996-00)            | 127        |
| --        | <b>Dylan Cardwell (2020-Present)</b>  | <b>125</b> |
| --        | <b>Chris Moore (2020-Present)</b>     | <b>112</b> |

# PLAYER NOTES

0

## K.D. JOHNSON

|         | GP-GS  | PPG  | RPG | FG%  | FT%  |
|---------|--------|------|-----|------|------|
| 2023-24 | 32-1   | 7.3  | 1.8 | .384 | .779 |
| Career  | 115-32 | 10.1 | 2.3 | .391 | .702 |

### Sr. | G | 6-0 | 190 | Atlanta, Ga. | Georgia

- Averaging 7.2 ppg off the bench. • Leads the team in steals this season (38).
- One of the most energetic and charismatic players on the court.
- 8 games in double figures including 3 in SEC play (Ole Miss, UF and UT).

#### Career Highs

|     |        |
|-----|--------|
| Pts | 27     |
| Reb | 8      |
| Ast | 7      |
| Stl | 5 (2x) |
| Min | 37     |

1

## ADEN HOLLOWAY

|         | GP-GS | PPG | RPG | FG%  | FT%  |
|---------|-------|-----|-----|------|------|
| 2023-24 | 32-23 | 7.8 | 1.5 | .328 | .765 |
| Career  | 32-23 | 7.8 | 1.5 | .328 | .765 |

### Fr. | G | 6-1 | 178 | Charlotte, N.C. | Prolific Prep

- Boasts a team-leading 3.19 assist-to-turnover ratio (86-27).
- Started last 6 games at UGA (15 pts), at UT, vs. MSU, at Mizzou, vs. UGA and vs. SC.
- Named to the SEC All-Freshman Team. • Leads team in 3PT made (51).

#### Career Highs

|     |        |
|-----|--------|
| Pts | 24     |
| Reb | 5 (2x) |
| Ast | 6 (3x) |
| Stl | 3      |
| Min | 28     |

2

## JAYLIN WILLIAMS

|         | GP-GS  | PPG  | RPG | FG%  | FT%  |
|---------|--------|------|-----|------|------|
| 2023-24 | 32-10  | 12.6 | 4.4 | .577 | .825 |
| Career  | 138-90 | 9.2  | 3.8 | .511 | .773 |

### Gr. | F | 6-8 | 245 | Nahunta, Ga. | Brantley County HS

- School-record holder for most career games played (138). • Honored on the All-SEC Second Team. • Currently ranks 21st all-time in career scoring (1,273).
- Winningest player in program history (111 career wins and counting).

#### Career Highs

|     |         |
|-----|---------|
| Pts | 26      |
| Reb | 11 (3x) |
| Ast | 8       |
| Stl | 4       |
| Min | 37      |

3

## TRE DONALDSON

|         | GP-GS | PPG | RPG | FG%  | FT%  |
|---------|-------|-----|-----|------|------|
| 2023-24 | 32-10 | 6.6 | 2.4 | .474 | .839 |
| Career  | 64-10 | 4.6 | 1.9 | .447 | .725 |

### So. | G | 6-3 | 210 | Tallahassee, Fla. | Florida St. Univ. School

- Recorded his first career 100+ assist season. Is averaging team-best 3.3 apg.
- A member of Auburn's 1-2 punch at the point guard position w/ Holloway.
- 11 games this season with 0 turnovers including vs. South Carolina (4 asts, 0 TOs).

#### Career Highs

|     |        |
|-----|--------|
| Pts | 15     |
| Reb | 7 (3x) |
| Ast | 7      |
| Stl | 4      |
| Min | 29     |

4

## JOHNI BROOME

|         | GP-GS   | PPG  | RPG | FG%  | FT%  |
|---------|---------|------|-----|------|------|
| 2023-24 | 32-31   | 16.3 | 8.5 | .541 | .599 |
| Career  | 129-125 | 15.3 | 9.1 | .547 | .603 |

### Jr. | F/C | 6-10 | 240 | Plant City, Fla. | Morehead State

- All-SEC First Team and SEC All-Defensive Team selection. • 14th player in program history to be named an All-American (Sporting News Third Team).
- 23-game double-digit scoring streak (18 pts, 10 reb vs. SC), 58th career double-double.

#### Career Highs

|     |         |
|-----|---------|
| Pts | 32      |
| Reb | 18 (2x) |
| Ast | 7       |
| Stl | 4       |
| Min | 37      |

5

## CHRIS MOORE

|         | GP-GS  | PPG | RPG | FG%  | FT%  |
|---------|--------|-----|-----|------|------|
| 2023-24 | 31-26  | 2.3 | 1.6 | .424 | .762 |
| Career  | 112-42 | 2.6 | 1.8 | .479 | .689 |

### Sr. | F | 6-6 | 220 | West Memphis, Ark. | West Memphis HS

- Started in 26 games of the season averaging 13.4 minutes per contest.
- One of six seniors on this year's roster. • 6 pts, 2 reb and 1 steal vs. South Carolina.
- Major vocal presence on the team in the locker room and on the floor.

#### Career Highs

|     |         |
|-----|---------|
| Pts | 16      |
| Reb | 7       |
| Ast | 5       |
| Stl | 3 (3x)  |
| Min | 25 (2x) |

10

## CHAD BAKER-MAZARA

|         | GP-GS | PPG  | RPG | FG%  | FT%  |
|---------|-------|------|-----|------|------|
| 2023-24 | 32-6  | 10.2 | 3.8 | .451 | .883 |
| Career  | 78-19 | 8.6  | 2.9 | .438 | .875 |

### Jr. | G/F | 6-7 | 180 | Santo Domingo, DR | NW Florida State College

- 18 double-figure scoring games this year including career-high 25 at UGA.
- One of the Top 100 JUCO transfers in the country (No. 13).
- Third on the team in scoring (10.2 ppg) and third in rebounding (3.8 rpg).

#### Career Highs

|     |    |
|-----|----|
| Pts | 25 |
| Reb | 9  |
| Ast | 6  |
| Stl | 5  |
| Min | 34 |

12

## DENVER JONES

|         | GP-GS | PPG  | RPG | FG%  | FT%  |
|---------|-------|------|-----|------|------|
| 2023-24 | 32-30 | 8.7  | 1.9 | .429 | .897 |
| Career  | 91-65 | 13.5 | 3.1 | .437 | .874 |

### Jr. | G | 6-4 | 205 | New Market, Ala. | FIU

- Scored in double figures in 4 of last 6 including season-high 21 pts vs. UGA.
- Ranked No. 25 nationally last season averaging 20.1 points per game at FIU.
- 2023 All-Conference USA First Team. • Rated No. 26 transfer in the country.

#### Career Highs

|     |        |
|-----|--------|
| Pts | 30     |
| Reb | 13     |
| Ast | 6 (3x) |
| Stl | 4 (6x) |
| Min | 47     |

20

## CARTER SOBERA

|         | GP-GS | PPG | RPG | FG%  | FT%  |
|---------|-------|-----|-----|------|------|
| 2023-24 | 14-0  | 0.0 | 0.4 | .000 | .000 |
| Career  | 21-0  | 0.1 | 0.4 | .333 | .333 |

### Sr. | G | 6-5 | 210 | Birmingham, Ala. | Mountain Brook HS

- Awarded scholarship spot after the team's win over LSU on Jan. 13.
- Two-Time SEC Academic Honor Roll and NABC Honors Court student.
- Former walk-on who played HS basketball with teammate Lior Berman.

#### Career Highs

|     |        |
|-----|--------|
| Pts | 3      |
| Reb | 2 (2x) |
| Ast |        |
| Stl | 1      |
| Min | 2 (4x) |

23

## ADDARIN SCOTT

|         | GP-GS | PPG | RPG | FG%  | FT%   |
|---------|-------|-----|-----|------|-------|
| 2023-24 | 15-0  | 0.4 | 0.4 | .667 | 1.000 |
| Career  | 15-0  | 0.4 | 0.4 | .667 | 1.000 |

### Jr. | F | 6-9 | 207 | Dallas, Texas | Navarro College

- Goes by the nickname, AD. • One of the Top 100 JUCO transfers in the country (No. 54). • Has played in 15 games this season as a reserve.
- Made his first career NCAA Division I dunk versus Vanderbilt on Jan. 31.

#### Career Highs

|     |        |
|-----|--------|
| Pts | 2 (3x) |
| Reb | 2 (2x) |
| Ast | 1      |
| Stl | 1      |
| Min | 2 (4x) |

24

## LIOR BERMAN

|         | GP-GS | PPG | RPG | FG%  | FT%  |
|---------|-------|-----|-----|------|------|
| 2023-24 | 28-0  | 1.7 | 1.1 | .444 | .667 |
| Career  | 86-0  | 1.8 | 0.9 | .406 | .636 |

### Gr. | G | 6-4 | 210 | Birmingham, Ala. | Mountain Brook HS

- Played the last four years and worked his way up from walk-on to consistently being in the rotation. • Season-ending ACL injury vs. Miss. State.
- Graduated summa cum laude w/ a bachelor's degree in industrial design.

#### Career Highs

|     |         |
|-----|---------|
| Pts | 8 (4x)  |
| Reb | 4 (2x)  |
| Ast | 1 (16x) |
| Stl | 1 (15x) |
| Min | 19      |

31

## CHANEY JOHNSON

|         | GP-GS  | PPG  | RPG | FG%  | FT%  |
|---------|--------|------|-----|------|------|
| 2023-24 | 32-2   | 4.8  | 3.6 | .504 | .737 |
| Career  | 119-68 | 11.3 | 4.8 | .536 | .741 |

### Jr. | F | 6-7 | 220 | Alabaster, Ala. | Alabama-Huntsville

- Came off the bench and contributed 11 pts, 3 reb, 3 assists & 2 blocks vs. SC.
- One of the top NCAA Division II players in the country. • Named Gulf South Conference POTY in 2022-23. • One of the most athletic players on team.

#### Career Highs

|     |         |
|-----|---------|
| Pts | 35      |
| Reb | 12 (2x) |
| Ast | 6       |
| Stl | 4       |
| Min | 38      |

44

## DYLAN CARDWELL

|         | GP-GS | PPG | RPG | FG%  | FT%  |
|---------|-------|-----|-----|------|------|
| 2023-24 | 32-1  | 5.4 | 3.7 | .694 | .567 |
| Career  | 125-2 | 4.0 | 3.5 | .708 | .508 |

### Sr. | C | 6-11 | 255 | Augusta, Ga. | McEachern HS

- Graduated magna cum laude from AU's Harbert College of Business.
- Ranks seventh on the school's all-time career blocked shots list (150).
- Interned this summer with Athletes for Israel and was the team host for Kansas State and Arizona on both teams' foreign tour to Israel and UAE.
- With teammate Johni Broome, one of the most formidable front-court duos in the SEC and in the country - a complete unit.

#### Career Highs

|     |         |
|-----|---------|
| Pts | 12 (3x) |
| Reb | 10      |
| Ast | 5 (2x)  |
| Stl | 4       |
| Min | 29      |

# TV/RADIO ROSTER CHART



**K.D. JOHNSON**  
G • 6-0 • 190 • Sr.  
Atlanta, Ga.



**ADEN HOLLOWAY**  
G • 6-1 • 178 • Fr.  
Charlotte, N.C.



**JAYLIN WILLIAMS**  
F • 6-8 • 245 • Gr.  
Nahunta, Ga.



**TRE DONALDSON**  
G • 6-3 • 200 • So.  
Tallahassee, Fla.



**JOHNI BROOME**  
F/C • 6-10 • 240 • Jr.  
Plant City, Fla.




**CHRIS MOORE**  
F • 6-6 • 220 • Sr.  
West Memphis, Ark.



**CHAD BAKER-MAZARA**  
G/F • 6-7 • 180 • Jr.  
Santo Domingo, D.R.



**DENVER JONES**  
G • 6-4 • 205 • Jr.  
New Market, Ala.




**CJ WILLIAMS**  
G • 6-2 • 175 • So.  
Fayetteville, Ark.



**PRESLEY PATTERSON**  
G • 5-11 • 180 • So.  
Knoxville, Tenn.



**CARTER SOBERA**  
G • 6-5 • 210 • Sr.  
Birmingham, Ala.



**BLAKE MUSCHALEK**  
G • 6-3 • 178 • Fr.  
Dallas, Texas



**REED TRAPP**  
G • 6-6 • 188 • So.  
Muscle Shoals, Ala.



**ADDARIN SCOTT**  
F • 6-9 • 207 • Jr.  
Dallas, Texas



**LIOR BERMAN**  
G • 6-4 • 210 • Gr.  
Birmingham, Ala.



**CHANAY JOHNSON**  
F • 6-7 • 220 • Jr.  
Alabaster, Ala.



**LUCAS CLANTON**  
G • 6-1 • 175 • Fr.  
Shelbyville, Tenn.



**HASTON ALEXANDER**  
C • 6-10 • 255 • So.  
Tuscumbia, Ala.



**DYLAN CARDWELL**  
C • 6-11 • 255 • Sr.  
Augusta, Ga.



**JALEN HARPER**  
G • 6-2 • 165 • Gr.  
Mableton, Ga.

| No. | Name              | Pos. | Ht.  | Wt. | Cl. | Hometown (Last School)                               |
|-----|-------------------|------|------|-----|-----|--|
| 0   | K.D. Johnson      | G    | 6-0  | 190 | Sr. | Atlanta, Ga. (Georgia)                               |
| 1   | Aden Holloway     | G    | 6-1  | 178 | Fr. | Charlotte, N.C. (Prolific Prep)                      |
| 2   | Jaylin Williams   | F    | 6-8  | 245 | Gr. | Nahunta, Ga. (Brantley County HS)                    |
| 3   | Tre Donaldson     | G    | 6-3  | 200 | So. | Tallahassee, Fla. (Florida State Univ. School)       |
| 4   | Johni Broome      | F    | 6-10 | 240 | Jr. | Plant City, Fla. (Morehead State)                    |
| 5   | Chris Moore       | F    | 6-6  | 220 | Sr. | West Memphis, Ark. (West Memphis HS)                 |
| 10  | Chad Baker-Mazara | G/F  | 6-7  | 180 | Jr. | Santo Domingo, Dominican Republic (NW Florida State) |
| 12  | Denver Jones      | G    | 6-4  | 205 | Jr. | New Market, Ala. (FIU)                               |
| 13  | CJ Williams       | G    | 6-2  | 175 | So. | Fayetteville, Ark. (Fayetteville HS)                 |
| 14  | Presley Patterson | G    | 5-11 | 180 | So. | Knoxville, Tenn. (Knoxville Catholic HS)             |
| 20  | Carter Sobera     | G    | 6-5  | 210 | Sr. | Birmingham, Ala. (Mountain Brook HS)                 |
| 21  | Blake Muschalek   | G    | 6-3  | 178 | Fr. | Dallas, Texas (Trinity Christian Academy)            |
| 22  | Reed Trapp        | G    | 6-6  | 188 | So. | Muscle Shoals, Ala. (Birmingham-Southern College)    |
| 23  | Addarin Scott     | F    | 6-9  | 207 | Jr. | Dallas, Texas (Navarro College)                      |
| 24  | Lior Berman       | G    | 6-4  | 210 | Gr. | Birmingham, Ala. (Mountain Brook HS)                 |
| 31  | Chaney Johnson    | F    | 6-7  | 220 | Jr. | Alabaster, Ala. (UAH)                                |
| 33  | Lucas Clanton     | G    | 6-1  | 175 | Fr. | Shelbyville, Tenn. (Cascade HS)                      |
| 42  | Haston Alexander  | C    | 6-10 | 255 | So. | Tuscumbia, Ala. (Covenant Christian School)          |
| 44  | Dylan Cardwell    | C    | 6-11 | 255 | Sr. | Augusta, Ga. (McEachern HS)                          |
| 55  | Jalen Harper      | G    | 6-2  | 165 | Gr. | Mableton, Ga. (Shelton State CC)                     |

**Head Coach:** Bruce Pearl (Boston College '82) – 10th Season

**Associate Head Coach:** Steven Pearl (Tennessee '10) – 10th Season

**Assistant Coach:** Ira Bowman (Penn '96) – Sixth Season

**Assistant Coach:** Corey Williams (Oklahoma State '02) – First Season

**Assistant Coach:** Chad Prewett (Troy State '94) – 10th Season

**Assistant Coach/Offensive Coordinator:** Mike Burgomaster (Miami '16) – Eighth Season

**Director of Player Development:** Marquis Daniels (Auburn '03) – Sixth Season

**Director of Scouting and Recruiting:** Ian Borders (Louisville '07) – Sixth Season

**Director of Sports Performance:** Damon Davis (Western Illinois '03) – 15th Season

**Senior Athletic Trainer:** Clark Pearson (Kentucky '96) – 15th Season

**Executive Assistant to the Head Coach:** Bridget Graba – 13th Season

**Director of Operations:** Maddux Jeffreys (Auburn '20) – Second Season

**Director of Creative Content:** Steven Leonard (Indiana '17) – Second Season

**Chaplain:** Jeremy Napier (West Virginia State '07) – Second Season

**Graduate Assistant:** Geoff Gray (Emerson College '19) – Second Season

**Graduate Assistant:** Bryant Smith – Second Season

## PRONUNCIATION GUIDE

|                   |                        |
|-------------------|------------------------|
| HASTON Alexander  | HAY-stun               |
| Chad Baker-MAZARA | MUH-ZARR-UH (like car) |
| LIOR Berman       | LEE-oar                |
| JOHNI Broome      | JUH-nye (like dye)     |
| ADEN Holloway     | AY-den                 |
| Blake MUSCHALEK   | MOO-SHUH-lek           |
| ADDARIN Scott     | UH-Dare-IN             |
| JAYLIN Williams   | JAY-lyn                |

## WEEKLY SCHEDULE

| SUNDAY<br>March 17   | MONDAY<br>March 11                       | TUESDAY<br>March 12                      | WEDNESDAY<br>March 13  | THURSDAY<br>March 14                   | FRIDAY<br>March 15   | SATURDAY<br>March 16   |
|--|--|--|--|--|--|--|
| Possible Game Day<br>vs. TBD<br>Noon CT<br>SEC Championship<br>(Bridgestone Arena) | Practice<br>at 2:30 p.m.<br>(main floor) | Practice<br>at 2:30 p.m.<br>(main floor) | BP Weekly Press<br>Conference<br>at 11:00 a.m.<br>Practice at Noon<br>(main). Team Travel<br>To Nashville. | Closed Practice<br>(Bridgestone Arena) | Game Day<br>vs. South Carolina<br>2:30 p.m. CT<br>SEC Quarterfinals<br>(Bridgestone Arena) | Possible Game Day<br>vs. Mississippi St.<br>Noon CT<br>SEC Semifinals<br>(Bridgestone Arena) |



# HEAD COACH BRUCE PEARL



Auburn Head Coach Bruce Pearl is in his 10th season on The Plains.

He has guided the Tigers to 198 wins in 10 seasons, the program's first-ever No. 1 ranking in both national polls and a memorable run to the NCAA Final Four in 2019.

The three-time SEC Coach of the Year's accomplishments also include two Southeastern Conference regular-

season championships, one SEC Tournament championship and four NCAA Tournament berths with the Tigers.

Pearl currently ranks No. 13 among active NCAA Division I coaches in career wins (660) and No. 8 all-time among winningest SEC coaches with 343 career victories at Auburn and Tennessee combined.

During the 2022-23 season, the Tigers continued to make history finishing the season with a 21-13 overall record – the 11th-most wins in program history. Auburn has now turned in 20-win seasons in five of the last six years and is the second-winningest program in the SEC in that span.

Auburn was ranked a program-best 32-consecutive weeks in The Associated Press Top 25 Poll and as high as No. 11 in the country during the season. It was one of 10 schools to be ranked in the AP Top 25 throughout the 2022 calendar year.

For the third-consecutive school year, the Tigers achieved a team GPA of 3.0 or higher and received the NABC Academic Excellence Award under Pearl.

Six Tigers have been drafted into the NBA and developed by Pearl and his coaching staff including All-Americans Jabari Smith (No. 3 overall in 2022) and Walker Kessler selected (No. 22 overall in 2022). Both are currently playing in the league along with Chuma Okeke (No. 16 overall in 2019), Isaac Okoro (No. 5 overall in 2020), JT Thor (No. 37 overall in 2021) and Sharife Cooper (No. 48 overall in 2021).

Pearl's teams have been just as successful off the court as Auburn has had 39 graduates since 2014 – the most in the SEC.

In 29 seasons as a head coach, he has guided his teams to the NCAA Tournament 21 times and a 660-263 (.715) winning record.

Pearl is the only head coach (football or men's basketball) in SEC history to lead two programs to a No. 1 national ranking (Auburn in 2022 and UT in 2008). Additionally, he is just one of three head coaches to take four programs (three at the Division I level) to the Sweet 16, joining Lon Kruger and Eddie Sutton.

Through the Bruce Pearl Family Foundation, he and his wife, Brandy, remain committed to giving back to those in Alabama, providing support to children and families facing challenging and life-altering illnesses through Children's Harbor.

In 2015-16, Pearl started AURLIVE at Auburn to benefit patients in the state of Alabama in the fight against cancer. AURLIVE also raises the awareness of cancer prevention and detection.

A native of Boston, Mass., Pearl graduated cum laude from Boston College in 1982 with a bachelor's degree in business administration. He is the proud father of four children, Jacqui, Steven, Leah and Michael, and enjoys spending time with his grandchildren.

## CAREER HONORS

- 2024 Naismith Coach of the Year Late Season Watch List
- Three-Time SEC Coach of the Year (2006, 2008 and 2022)
- Three-Time Horizon League Coach of the Year (2002, 2003 and 2005)
- Two-Time GLVC Coach of the Year (1993 and 1994)
- 2019 NCAA Final Four appearance
- 2009 Maccabi Games Gold Medalist (Team USA)
- 2008 Adolph Rupp Cup Award recipient
- 2006 Sporting News Coach of the Year
- 1995 NABC Division II Coach of the Year
- 1995 NCAA Division II National Championship

## HEAD COACHING RECORD

| Year          | School           | Record                | Postseason            |
|---------------|------------------|-----------------------|-----------------------|
| 1992-93       | Southern Indiana | 22-7                  | NCAA Region 3rd Place |
| 1993-94       | Southern Indiana | 28-4                  | NCAA Runner-Up        |
| 1994-95       | Southern Indiana | 29-4                  | NCAA Champions        |
| 1995-96       | Southern Indiana | 25-4                  | NCAA Sweet 16         |
| 1996-97       | Southern Indiana | 23-5                  | NCAA First Round      |
| 1997-98       | Southern Indiana | 27-6                  | NCAA Sweet 16         |
| 1998-99       | Southern Indiana | 26-6                  | NCAA Sweet 16         |
| 1999-00       | Southern Indiana | 25-6                  | NCAA Sweet 16         |
| 2000-01       | Southern Indiana | 26-4                  | NCAA First Round      |
| <b>Total</b>  |                  | <b>231-46</b>         |                       |
| 2001-02       | Milwaukee        | 16-13                 | -                     |
| 2002-03       | Milwaukee        | 24-8                  | NCAA First Round      |
| 2003-04       | Milwaukee        | 20-11                 | NIT First Round       |
| 2004-05       | Milwaukee        | 26-6                  | NCAA Sweet 16         |
| <b>Total</b>  |                  | <b>86-38</b>          |                       |
| 2005-06       | Tennessee        | 22-8                  | NCAA Second Round     |
| 2006-07       | Tennessee        | 24-11                 | NCAA Sweet 16         |
| 2007-08       | Tennessee        | 31-5                  | NCAA Sweet 16         |
| 2008-09       | Tennessee        | 21-13                 | NCAA First Round      |
| 2009-10       | Tennessee        | 28-9                  | NCAA Elite Eight      |
| 2010-11       | Tennessee        | 19-15                 | -                     |
| <b>Total</b>  |                  | <b>145-61</b>         |                       |
| 2014-15       | Auburn           | 15-20                 | -                     |
| 2015-16       | Auburn           | 11-20                 | -                     |
| 2016-17       | Auburn           | 6-14 #                | -                     |
| 2017-18       | Auburn           | 26-8                  | NCAA Second Round     |
| 2018-19       | Auburn           | 30-10                 | NCAA Final Four       |
| 2019-20       | Auburn           | 25-6                  | (Canceled)            |
| 2020-21       | Auburn           | 13-14                 |                       |
| 2021-22       | Auburn           | 26-6 %                | NCAA Second Round     |
| 2022-23       | Auburn           | 21-13                 | NCAA Second Round     |
| 2023-24       | Auburn           | 25-7                  |                       |
| <b>Total</b>  |                  | <b>198-118</b>        |                       |
| <b>Career</b> |                  | <b>660-263 (.715)</b> |                       |

# Denotes vacated games by the NCAA during the 2016-17 season

% Two wins credited to assistant coaches/then-acting head coaches Wes Flanigan and Steven Pearl during the 2021-22 season

# TOP PERFORMANCES UNDER PEARL AT AUBURN

## MOST POINTS TEAM

- 119, vs. Northwestern State (Nov. 27, 2015)  
119, vs. Winthrop (Nov. 24, 2017)
- 117, vs. Coastal Carolina (Dec. 15, 2016)
- 116, vs. CSUN (Nov. 15, 2019)
- 109, vs. UConn (Nov. 24, 2021)
- 109, at South Carolina (Jan. 23, 2021)

## MOST POINTS INDIVIDUAL

- 34, Bryce Brown vs. Dayton (Dec. 8, 2018)
- 33, Samir Doughty vs. CSUN (Nov. 15, 2019)
- 32, Samir Doughty at Tennessee (Mar. 7, 2020)
- 31, Jabari Smith vs. Vanderbilt (Feb. 16, 2022)  
31, Bryce Brown vs. Norfolk State (Nov. 10, 2017)  
31, Mustapha Heron vs. Winthrop (Nov. 24, 2017)  
31, Jared Harper at UAB (Dec. 15, 2018)
- 30, Johni Broome vs. Virginia Tech (Nov. 29, 2023)**

## MOST REBOUNDS TEAM

- 66, vs. Mississippi College (Nov. 14, 2018)
- 60, at Arkansas [OT] (Feb. 8, 2022)  
60, vs. Alabama (Feb. 12, 2020)
- 56, vs. Saint Joseph's (Nov. 26, 2020)
- 53, vs. Winthrop (Nov. 15, 2022)

## MOST REBOUNDS INDIVIDUAL

- 19, Walker Kessler at Arkansas [OT] (Feb. 8, 2022)  
19, Cinmeon Bowers at Middle Tennessee (Dec. 12, 2015)
- 18, Johni Broome vs. Georgia (Feb. 1, 2023)  
18, Cinmeon Bowers vs. Alabama (Jan. 19, 2016)  
18, Cinmeon Bowers vs. Ole Miss (Feb. 20, 2016)
- 17, Cinmeon Bowers vs. Milwaukee (Nov. 14, 2014)  
17, Cinmeon Bowers vs. Winthrop (Dec. 17, 2014)  
17, Cinmeon Bowers vs. Mississippi State (Jan. 21, 2015)  
17, Horace Spencer vs. Mississippi College (Nov. 14, 2018)  
17, Austin Wiley vs. Alabama (Feb. 12, 2020)

## MOST 3-POINTERS TEAM

- 22, vs. South Alabama (Dec. 4, 2020)
- 21, vs. Coastal Carolina (Dec. 15, 2016)
- 18, vs. South Alabama (Nov. 6, 2018)  
18, vs. LSU (Feb. 8, 2020)
- 17, vs. Northwestern State (Nov. 27, 2015)  
17, vs. Vanderbilt (Feb. 3, 2018)  
17, vs. Arkansas (Feb. 20, 2019)  
17, vs. North Carolina (Mar. 29, 2019)  
17, vs. CSUN (Nov. 15, 2019)

## MOST 3-POINTERS INDIVIDUAL

- 9, Bryce Brown at Arkansas (Feb. 17, 2016)
- 8, Kareem Canty at Middle Tennessee (Dec. 12, 2015)  
8, Bryce Brown vs. South Carolina (Mar. 3, 2018)  
8, Samir Doughty at Tennessee (Mar. 7, 2020)
- 7, Denver Jones vs. Georgia (Mar. 9, 2024)**  
7, Jabari Smith vs. Vanderbilt (Feb. 16, 2022)  
7, KT Harrell vs. Coastal Carolina (Dec. 5, 2014)  
7, Bryce Brown at Ole Miss (Jan. 9, 2019)  
7, Bryce Brown vs. Kansas (Mar. 23, 2019)  
7, Justin Powell vs. South Alabama (Dec. 4, 2020)

## MOST FT MADE TEAM

- 40, vs. Alabama (Feb. 7, 2024)**
- 36, vs. Missouri (Jan. 26, 2021)
- 33, vs. UConn (Nov. 24, 2021)  
33, vs. Kentucky (Feb. 1, 2020)
- 31, vs. Arkansas (Feb. 10, 2015)  
31, at Arkansas - Feb. 27, 2018)

## MOST FT MADE INDIVIDUAL

- 18, Sharife Cooper vs. Missouri (Jan. 26, 2021)
- 15, KT Harrell vs. Georgia (Mar. 3, 2015)  
15, Jared Harper at UAB (Dec. 15, 2018)
- 14, Jared Harper vs. Ole Miss (Jan. 7, 2017)  
14, Samir Doughty vs. Kentucky (Feb. 1, 2020)
- 12, Jabari Smith vs. UConn (Nov. 24, 2001)  
12, Desean Murray vs. Ole Miss (Jan. 9, 2018)  
12, Jared Harper vs. South Carolina (Mar. 15, 2019)

## MOST FT ATTEMPTED TEAM

- 50, vs. Alabama (Feb. 7, 2024)**  
46, at Missouri (Feb. 15, 2020)
- 44, vs. Kentucky (Feb. 1, 2020)  
44, vs. Missouri (Jan. 26, 2021)
- 43, vs. Saint Joseph's (Nov. 26, 2020)

## MOST FT ATTEMPTED INDIVIDUAL

- 21, Sharife Cooper vs. Missouri (Jan. 26, 2021)
- 18, Cinmeon Bowers vs. Missouri (Jan. 10, 2015)  
18, KT Harrell vs. LSU (Mar. 13, 2015)  
18, Austin Wiley vs. Alabama (Jan. 21, 2017)
- 17, Jared Harper vs. Ole Miss (Jan. 7, 2017)
- 16, Johni Broome vs. Houston (March 18, 2023)  
16, K.D. Johnson vs. UConn (Nov. 24, 2021)  
16, Cinmeon Bowers vs. LSU (Feb. 2, 2016)  
16, Jared Harper at UAB (Dec. 15, 2018)

## MOST ASSISTS TEAM

- 29, vs. Georgia (Mar. 9, 2024)**
- 27, vs. CSUN (Nov. 15, 2019)
- 26, vs. Nebraska (Dec. 11, 2021)
- 25, at Ole Miss (Feb. 3, 2024)**  
**25, vs. Indiana (Dec. 9, 2023)**  
25, vs. Saint Peter's (Nov. 28, 2018)
- 24, vs. South Alabama (Nov. 6, 2018)  
24, vs. South Alabama (Dec. 4, 2020)

## MOST ASSISTS INDIVIDUAL

- 16, J'Von McCormick vs. CSUN (Nov. 15, 2019)
- 14, Jared Harper vs. Vanderbilt (Feb. 3, 2018)
- 13, Jared Harper vs. South Alabama (Nov. 6, 2018)
- 13, Jared Harper vs. North Carolina (Mar. 29, 2019)
- 12, Wendell Green Jr. at South Carolina (Jan. 21, 2023)

## MOST STEALS TEAM

- 20, vs. North Florida (Dec. 29, 2018)
- 18, vs. Tennessee (Feb. 22, 2020)
- 16, vs. Nebraska (Dec. 11, 2021)  
16, vs. Saint Peter's (Nov. 28, 2018)
- 15, vs. LSU (Jan. 13, 2024)**

## MOST STEALS INDIVIDUAL

- 5, Chad Baker-Mazara vs. LSU (Jan. 13, 2024)**  
5, Wendell Green Jr. at Mississippi State (March 2, 2022)  
5, Walker Kessler vs. Nebraska (Dec. 11, 2021)  
5, Zep Jasper vs. Nebraska (Dec. 11, 2021)  
5, K.D. Johnson vs. Syracuse (Nov. 26, 2021)  
5, K.D. Johnson vs. UConn (Nov. 24, 2021)  
5, K.C. Ross-Miller vs. Oregon State (Nov. 26, 2014)  
5, K.C. Ross-Miller vs. Middle Tennessee (Dec. 29, 2014)  
5, Antoine Mason at LSU (Feb. 5, 2015)  
5, Malik Dunbar vs. UNC Asheville (Dec. 4, 2018)  
5, Chuma Okeke vs. Murray State (Dec. 22, 2018)  
5, Chuma Okeke vs. North Florida (Dec. 29, 2018)  
5, J'Von McCormick vs. Tennessee (Feb. 22, 2020)

## MOST BLOCKS TEAM

- 14, vs. Texas A&M (Feb. 12, 2022)  
14, vs. Yale (Dec. 4, 2021)  
14, vs. LSU (Dec. 29, 2021)  
14, at Georgia (Jan. 13, 2021)  
14, vs. Missouri (Jan. 26, 2021)

## MOST BLOCKS INDIVIDUAL

- 12, Walker Kessler vs. Texas A&M (Feb. 12, 2022)
- 11, Walker Kessler vs. LSU (Dec. 29, 2021)
- 9, Walker Kessler vs. Jacksonville State (Mar. 18, 2022)
- 8, Johni Broome vs. Saint Louis (Nov. 27, 2022)  
8, Walker Kessler vs. Ole Miss (Feb. 23, 2022)  
8, Walker Kessler vs. Alabama (Feb. 1, 2022)

ASSOCIATED PRESS POLL

| RK        | TEAM             | RECORD      | PTS        |
|-----------|------------------|-------------|------------|
| 1         | Houston (52)     | 28-3        | 1540       |
| 2         | UConn (6)        | 28-3        | 1471       |
| 3         | Purdue (4)       | 28-3        | 1453       |
| 4         | North Carolina   | 25-6        | 1361       |
| 5         | Tennessee        | 24-7        | 1291       |
| 6         | Arizona          | 24-7        | 1125       |
| 7         | Iowa State       | 24-7        | 1120       |
| 8         | Creighton        | 23-8        | 1094       |
| 9         | Kentucky         | 23-8        | 1018       |
| 10        | Marquette        | 23-8        | 1011       |
| 11        | Duke             | 24-7        | 976        |
| <b>12</b> | <b>Auburn</b>    | <b>24-7</b> | <b>914</b> |
| 13        | Illinois         | 23-8        | 802        |
| 14        | Baylor           | 22-9        | 786        |
| 15        | South Carolina   | 25-6        | 567        |
| 16        | Kansas           | 22-9        | 558        |
| 17        | Gonzaga          | 24-6        | 511        |
| 18        | Utah State       | 26-5        | 486        |
| 19        | Alabama          | 21-10       | 432        |
| 20        | BYU              | 22-9        | 381        |
| 21        | Saint Mary's     | 24-7        | 306        |
| 22        | Washington State | 23-8        | 239        |
| 23        | Nevada           | 26-6        | 223        |
| 24        | Dayton           | 24-6        | 155        |
| 25        | Texas Tech       | 22-9        | 149        |

Others receiving votes: Boise State 46, South Florida 27, San Diego State 21, Drake 16, James Madison 14, Texas 14, Florida Atlantic 11, Florida 8, Princeton 7, Nebraska 6, New Mexico 4, McNeese 2, Colorado 2, Indiana State 1, Wake Forest 1, Colorado State 1

COACHES POLL

| RK        | TEAM             | RECORD      | PTS        |
|-----------|------------------|-------------|------------|
| 1         | Houston (29)     | 28-3        | 772        |
| 2         | UConn            | 28-3        | 732        |
| 3         | Purdue (2)       | 28-3        | 728        |
| 4         | North Carolina   | 25-6        | 671        |
| 5         | Tennessee        | 24-7        | 653        |
| 6         | Creighton        | 23-8        | 569        |
| 7         | Arizona          | 24-7        | 566        |
| 8         | Iowa State       | 24-7        | 546        |
| 9         | Kentucky         | 23-8        | 513        |
| 10        | Marquette        | 23-8        | 487        |
| 11        | Duke             | 24-7        | 481        |
| <b>12</b> | <b>Auburn</b>    | <b>24-7</b> | <b>423</b> |
| 13        | Baylor           | 22-9        | 387        |
| 14        | Illinois         | 23-8        | 385        |
| 15        | Gonzaga          | 24-6        | 274        |
| 16        | South Carolina   | 25-6        | 273        |
| 17        | Kansas           | 22-9        | 256        |
| 18        | Utah State       | 26-5        | 249        |
| 19        | Alabama          | 21-10       | 217        |
| 20        | Saint Mary's     | 24-7        | 193        |
| 21        | BYU              | 22-9        | 166        |
| 22        | Nevada           | 26-6        | 109        |
| 23        | Texas Tech       | 22-9        | 104        |
| 24        | Dayton           | 24-6        | 103        |
| 25        | Washington State | 23-8        | 82         |

Others receiving votes: Boise State 30, James Madison 19, San Diego State 19, Florida 17, Drake 15, South Florida 11, Nebraska 7, Florida Atlantic 6, Oklahoma 6, Colorado 3, Indiana State 1, Princeton 1, Northwestern 1

LAST TIME TEAM

**Defeated a ranked team at home \_\_\_\_\_ vs. #11 South Carolina (2/14/24)**  
 Defeated a ranked team on the road \_\_\_\_\_ at #24 Alabama (1/11/22)  
**Defeated a ranked team at a neutral site \_\_\_\_\_ vs. #15 South Carolina (3/15/23)**  
 Defeated a top-10 team at home \_\_\_\_\_ vs. #5 Tennessee (3/9/19)  
 Defeated a top-10 team on the road \_\_\_\_\_ at #8 Arkansas (1/23/93)  
 Defeated a top-10 team at a neutral site \_\_\_\_\_ vs. #7 Kentucky (3/31/19)  
 Won in overtime \_\_\_\_\_ at Mississippi State, 81-68 (OT) (3/2/22)  
 Lost in overtime \_\_\_\_\_ at #2 Alabama, 90-85 (OT) (3/1/23)  
 Won in double overtime \_\_\_\_\_ at Ole Miss, 83-82 (2OT) (1/28/20)  
 Lost in double overtime \_\_\_\_\_ vs. #22 UConn, 115-109 (2OT) (11/24/21)  
 Played back-to-back overtime games \_\_\_\_\_ at Arkansas, W 79-76 (OT) (2/5/20)  
 \_\_\_\_\_ vs. LSU, W 91-90 (OT) (2/8/20)  
 \_\_\_\_\_ vs. Alabama, W 95-91 (OT) (2/12/20)  
 Played in three-straight overtime games \_\_\_\_\_ at Arkansas, W 79-76 (OT) (2/5/20)  
 \_\_\_\_\_ vs. LSU, W 91-90 (OT) (2/8/20)  
 \_\_\_\_\_ vs. Alabama, W 95-91 (OT) (2/12/20)  
 Played at least three overtimes \_\_\_\_\_ vs. Georgia (SECT) (4OT) (3/1/79)  
**Shot 70% for a half \_\_\_\_\_ 76.0% (19-25) at Missouri (2nd) (3/5/24)**  
**Shot 70% for a half (SEC) \_\_\_\_\_ 76.0% (19-25) at Missouri (2nd) (3/5/24)**  
**Shot 60% for a game \_\_\_\_\_ 62.1% (36-58) at Georgia (2/24/24)**  
**Shot 60% for a game (SEC) \_\_\_\_\_ 62.1% (36-58) at Georgia (2/24/24)**  
 Shot less than 30% for game \_\_\_\_\_ 23.6% (13-55) at Tennessee (2/4/23)  
 Shot 100% from the FT line \_\_\_\_\_ 100% (6-6) vs. Long Beach State (12/23/11)  
**Shot 60% from 3-point line \_\_\_\_\_ 60.0% (12-20) vs. #11 South Carolina (2/14/24)**  
**Shot less than 30% in half \_\_\_\_\_ 28.1% (9-32) vs. #22 Kentucky (2/17/24)**  
 Shot less than 20% in half \_\_\_\_\_ 16.7% (4-24) vs. #2 Houston (2nd) (3/18/23)  
 Shot less than 10% in a half \_\_\_\_\_ 8.3% (2-24) vs. LSU (1st) (1/8/11)  
**Attempted 50 free throws \_\_\_\_\_ 50 vs. #16 Alabama (2/7/24)**  
 Attempted 40 free throws \_\_\_\_\_ 41 vs. #22 UConn (11/24/21)  
 Attempted 30 free throws in half \_\_\_\_\_ 30 vs. #12 Missouri (2nd) (1/26/21)  
**Made 40 free throws \_\_\_\_\_ 40 vs. #16 Alabama (2/7/24) \*new school record\***  
 Made 30 free throws \_\_\_\_\_ 33 vs. #22 UConn (11/24/21)  
**Made 30 free throws (SEC) \_\_\_\_\_ 40 vs. #16 Alabama (2/7/24) \*new school record\***  
**Made at least 10 3-point field goals \_\_\_\_\_ 11 vs. Georgia (3/9/24)**  
 Made at least 15 3-point field goals \_\_\_\_\_ 15 vs. Arkansas (12/30/20)  
 Failed to make 3-point field goal \_\_\_\_\_ vs. Kentucky (0-15) (1/19/13)  
 Had at least 60 rebounds \_\_\_\_\_ 60 at Arkansas [OT] (2/8/22)  
 Had at least 50 rebounds \_\_\_\_\_ 53 vs. Winthrop (11/15/22)  
 Had less than 20 rebounds \_\_\_\_\_ 19 vs. Arkansas (3/9/23)  
**Had at least 25 assists \_\_\_\_\_ 29 vs. Georgia (3/9/24)**  
**Had at least 20 assists \_\_\_\_\_ 20 at #4 Tennessee (2/28/24)**  
**Had at least 15 steals \_\_\_\_\_ 15 vs. LSU (1/13/24)**  
**Had at least 10 blocks \_\_\_\_\_ 12 vs. #16 Alabama (2/7/24)**  
 Had at least 15 blocks \_\_\_\_\_ 17 vs. Nicholls State (11/25/11)  
 Failed to make a blocked shot \_\_\_\_\_ 0 at #2 Alabama (3/1/23)  
 Had at least 25 lead changes \_\_\_\_\_ 27 at Arkansas (1/16/13)  
**Scored 50 points in a half \_\_\_\_\_ 57 at Missouri (2nd) (3/5/24)**  
**Scored 50 points in a half (SEC) \_\_\_\_\_ 57 at Missouri (2nd) (3/5/24)**  
 Scored 60 points in a half \_\_\_\_\_ 66 vs. CSUN (1st) (11/15/19)  
 Scored 60 points in a half (SEC) \_\_\_\_\_ 64 at Tennessee (2nd) (2/15/06)  
 Scored 70 points in a half \_\_\_\_\_ 72 vs. Northwestern State (2nd) (11/27/15)  
**Scored 100 points \_\_\_\_\_ 101 at Missouri (3/5/24)**  
**Scored 100 points (SEC) \_\_\_\_\_ 101 at Missouri (3/5/24)**  
 Scored under 20 points in 1st half \_\_\_\_\_ 19 at Tennessee (2/4/23),  
 \_\_\_\_\_ vs. Northwestern (11/23/22), vs. Clemson (3/18/18)  
 Scored under 20 points in 2nd half \_\_\_\_\_ 14 vs. Tulsa (11/24/14)  
 Scored under 10 points in a half \_\_\_\_\_ 6 vs. LSU (1st) (1/8/11)  
 Scored 35 or under points in a game \_\_\_\_\_ 35 vs. Tulsa (11/24/14)  
 Scored under 50 points in game \_\_\_\_\_ 43 at Tennessee (2/4/23),  
 \_\_\_\_\_ vs. Northwestern (11/23/22)  
 Scored under 50 points in game (SEC) \_\_\_\_\_ 43 at Tennessee (2/4/23)

# LAST TIME INDIVIDUAL

**Scored at least 30 points** \_\_\_\_\_ **Johni Broome (30) vs. Virginia Tech (11/29/23)**

Scored at least 35 points \_\_\_\_\_ Toney Douglas (38) vs. Nicholls State (11/24/04)

Scored at least 40 points \_\_\_\_\_ Wesley Person (44) vs. UAB (12/16/93)

**Had two players with at least 20 points** \_\_\_\_\_ **Jaylin Williams (23) and Johni Broome (21) vs. #11 South Carolina (2/14/24)**

Had three players with at least 20 points \_\_\_\_\_ Samir Doughty (26), J'Von McCormick (23), Devan Cambridge (21) vs. LSU (2/8/20)

Had two players with 25 points \_\_\_\_\_ Bryce Brown (26), Jared Harper (25) vs. Xavier (OT) (11/19/18)

Had two players with 25 points (SEC) \_\_\_\_\_ Chris Denson (30), KT Harrell (26) vs. Mississippi State (2/14/14)

Scored 20 points in a half \_\_\_\_\_ Jabari Smith (20, 2nd) at Florida (2/19/22)

Scored 20 points in 1st half \_\_\_\_\_ Bryce Brown (20) at Texas A&M (1/16/19)

Scored 20 points in 2nd half \_\_\_\_\_ Jabari Smith (20, 2nd) at Florida (2/19/22)

Scored 25 points in a half \_\_\_\_\_ Bryce Brown (25, 2nd) vs. Kentucky (1/19/19)

**A player had back-to-back 20-point games** \_\_\_\_\_ **Jaylin Williams (20) vs. Alabama State (12/22/23); (21) vs. Chattanooga (12/30/23)**

A player three consecutive 20-point games \_\_\_\_\_ Jabari Smith (27) at Tennessee (2/26/22); (27) at Mississippi State [OT] (3/2/22);

\_\_\_\_\_ vs. South Carolina (3/5/22)

A player had back-to-back 20-point SEC games \_\_\_\_\_ Johni Broome (20) vs. Missouri (2/14/23); (20) at Vanderbilt (2/18/23)

A player had back-to-back 25-point SEC games \_\_\_\_\_ Jabari Smith (27) at Tennessee (2/26/22); (27) at Mississippi State [OT] (3/2/22)

A player had three straight 25-point SEC games \_\_\_\_\_ Chris Denson (29) at LSU (2/8/14);

\_\_\_\_\_ (26) vs. Kentucky (2/12/14); (30) vs. Mississippi State (2/15/14)

A player had four straight 25-point SEC games \_\_\_\_\_ Chris Denson (25) at South Carolina (2/5/14); (29) at LSU (2/8/14);

\_\_\_\_\_ (26) vs. Kentucky (2/12/14); (30) vs. Mississippi State (2/15/14)

A player had five straight 25-point SEC games \_\_\_\_\_ Keenan Carpenter (44) vs. LSU (1/8/89); (28) vs. Mississippi State (2/11/89);

\_\_\_\_\_ (33) at Florida (2/15/89); (32) at Ole Miss (2/18/89); (29) vs. Kentucky (2/20/89)

A player had back-to-back 20-point games off the bench \_\_\_\_\_ Jamal Johnson (21) at Arkansas (12/30/20); (20) at Texas A&M (1/2/21)

Zero players scored in double figures \_\_\_\_\_ at Vanderbilt (1/7/12)

Only one player scored in double figures \_\_\_\_\_ Jamal Johnson (18) at UCF (11/30/20)

**Five players scored in double figures**

\_\_\_\_\_ **Jaylin Williams (15), Johni Broome (17), Chad Baker-Mazara (15), Denver Jones (10) and Dylan Cardwell (12) at Missouri (3/5/24)**

**Five players scored in double figures (SEC)**

\_\_\_\_\_ **Jaylin Williams (15), Johni Broome (17), Chad Baker-Mazara (15), Denver Jones (10) and Dylan Cardwell (12) at Missouri (3/5/24)**

All five starters scored in double figures \_\_\_\_\_ Allen Flanigan (23), Devan Cambridge (15),

\_\_\_\_\_ Jamal Johnson (14), Jaylin Williams (13), JT Thor (10) vs. Tennessee (2/27/21)

**Six players scored in double figures**

\_\_\_\_\_ **J. Williams (24), A. Holloway (24), K. Johnson (14), D. Jones (12), C. Baker-Mazara (11) and T. Donaldson (10) vs. Indiana (12/9/23)**

Six players scored in double figures (SEC)

\_\_\_\_\_ J. Smith (12), W. Kessler (15), K.D. Johnson (12), A. Flanigan (10), W. Green Jr. (12), J. Williams (13) vs. Georgia (1/19/22)

Had at least 15 rebounds \_\_\_\_\_ Johni Broome (18) vs. Georgia (2/1/23)

Had at least 15 rebounds (SEC) \_\_\_\_\_ Johni Broome (18) vs. Georgia (2/1/23)

Had at least 20 rebounds \_\_\_\_\_ Kelvin Ardister (20) vs. Tennessee (1/4/89)

Had at least 25 rebounds \_\_\_\_\_ Rex Frederick (25) at Ole Miss (1/6/58)

Had at least 20 pts & 20 reb \_\_\_\_\_ Kelvin Ardister (22 pts, 20 reb) vs. Tennessee (1/4/89)

**Had at least 30 pts & 10 reb** \_\_\_\_\_ **Johni Broome (30 pts, 13 reb) vs. Virginia Tech (11/29/23)**

**Had two players with at least 10 rebounds** \_\_\_\_\_ **Johni Broome (14) and Jaylin Williams (11) at Alabama (1/24/24)**

Had at least three players with 10 rebounds \_\_\_\_\_ Korvotney Barber (13), Quantez Robertson (10), Lucas Hargrove (10) at Virginia (12/20/08)

**Had a double-double** \_\_\_\_\_ **Johni Broome (16 pts, 13 reb) at Georgia (2/24/24)**

Had a double-double before halftime \_\_\_\_\_ Johni Broome (13 pts, 12 reb) vs. Georgia (2/1/23)

**Had two straight double-doubles** \_\_\_\_\_ **Johni Broome (14 pts, 11 reb) vs. #22 Kentucky (2/17/24); (16 pts, 13 reb) at Georgia (2/24/24)**

Had three straight double-doubles \_\_\_\_\_ Johni Broome (14 pts, 11 reb) vs. Florida (12/28/22); (22 pts, 12 reb) at Georgia (1/4/23);

\_\_\_\_\_ (10 pts, 10 reb) vs. Arkansas (1/7/23)

Had four straight double-doubles \_\_\_\_\_ Johni Broome (14 pts, 11 reb) vs. Florida (12/28/22); (22 pts, 12 reb) at Georgia (1/4/23);

\_\_\_\_\_ (10 pts, 10 reb) vs. Arkansas (1/7/23); (19 pts, 11 reb) at Ole Miss (1/10/23)

Had five straight double-doubles \_\_\_\_\_ Jeff Moore (26 pts, 11 reb) vs. Ole Miss (3/2/88); (20 pts, 11 reb) at LSU (3/5/88);

\_\_\_\_\_ (22 pts, 11 reb) vs. Georgia (3/11/88); (13 pts, 13 reb) vs. Bradley (3/17/88); (22 pts, 11 reb) vs. Oklahoma (3/19/88)

Had two players with a double-double \_\_\_\_\_ Johni Broome (19 pts, 12 reb); Allen Flanigan (10 pts, 10 reb) vs. Iowa (3/16/23)

Had a double-double with points and assists \_\_\_\_\_ Wendell Green Jr. (16 pts, 12 ast) at South Carolina (1/21/23)

Had a triple-double \_\_\_\_\_ Walker Kessler (12 pts, 11 reb, 12 blks) vs. Texas A&M (2/12/22)

Had 10 assists \_\_\_\_\_ Wendell Green Jr. (12) at South Carolina (1/21/23)

Had 15 assists \_\_\_\_\_ J'Von McCormick (16) vs. CSUN (11/15/19)

Had two players with at least five blocks \_\_\_\_\_ Devan Cambridge (5) and Jaylin Williams (5) at Georgia (1/13/21)

Had 10 blocks \_\_\_\_\_ Walker Kessler (11) vs. LSU (12/29/21)

**Had five steals** \_\_\_\_\_ **Chad Baker-Mazara (5) vs. LSU (1/13/24)**

**Had five steals (SEC)** \_\_\_\_\_ **Chad Baker-Mazara (5) vs. LSU (1/13/24)**

Made 30-straight free throws \_\_\_\_\_ Wendell Green Jr. (34) (2/22/23-3/16/23)

Hit buzzer-beater shot to win a game \_\_\_\_\_ T.J. Dunans vs. Mercer (3-pt FG, 76-74) (12/18/16)

Played more than 40 minutes \_\_\_\_\_ Samir Doughty (41) vs. Alabama (OT) (2/12/20)

# AUBURN SEC TOURNAMENT HISTORY

| Seed  | Opponent               | Result        | Round | Site | Date      |
|---|------------------------|---------------|-------|------|-----------|
|   | LSU                    | L 57-33       | 1st   | 15   | 2/24/1933 |
|   | Tennessee              | L 43-26       | 1st   | 15   | 2/23/1934 |
| <b>No Tournament Held 1935</b>                |                        |               |       |      |           |
|   | Georgia                | W 43-26       | 1st   | 16   | 2/28/1936 |
|   | Tennessee              | L 43-25       | 2nd   | 16   | 2/28/1936 |
|   | LSU                    | L 60-34       | 2nd   | 17   | 3/3/1938  |
|   | Tulane                 | W 43-30       | 1st   | 16   | 3/1/1939  |
|   | Tennessee              | L 49-35       | 2nd   | 16   | 3/2/1939  |
|   | Georgia                | L 48-41       | 1st   | 16   | 2/28/1940 |
|   | Alabama                | L 38-16       | 2nd   | 18   | 2/28/1941 |
|   | Vanderbilt             | W 36-34       | 1st   | 18   | 2/26/1942 |
|   | Tulane                 | W 45-36       | 2nd   | 18   | 2/27/1942 |
|   | Kentucky               | L 40-31       | Semis | 18   | 2/28/1942 |
|   | LSU                    | L 67-38       | 1st   | 18   | 2/25/1943 |
|   | Tennessee              | L 56-24       | 2nd   | 18   | 3/2/1945  |
|   | Kentucky               | L 69-24       | 1st   | 18   | 2/28/1946 |
|   | Kentucky               | L 84-18       | 2nd   | 18   | 2/28/1947 |
|   | Tulane                 | L 47-40       | 1st   | 18   | 3/4/1948  |
|   | Kentucky               | L 70-39       | 2nd   | 18   | 3/4/1949  |
|   | LSU                    | L 73-45       | 2nd   | 18   | 3/3/1950  |
|   | Kentucky               | L 84-54       | 2nd   | 18   | 3/2/1951  |
|   | Alabama                | L 63-49       | 1st   | 18   | 2/28/1952 |
| <b>No Tournament Held 1953-78</b>             |                        |               |       |      |           |
| 9   | (3) Vanderbilt         | W 59-53       | 1st   | 1    | 2/28/1979 |
| 9   | (7) Georgia            | W 95-91 (4OT) | 2nd   | 1    | 3/1/1979  |
| 9   | (2) Tennessee          | L 75-64       | Semis | 1    | 3/2/1979  |
| 9   | (8) Georgia            | W 79-71       | 1st   | 1    | 2/27/1980 |
| 9   | (1) Kentucky           | L 69-61       | 2nd   | 1    | 2/28/1980 |
| 9   | (8) Florida            | L 50-48 (OT)  | 1st   | 1    | 3/4/1981  |
| 8   | (9) Mississippi State  | W 38-36 (OT)  | 1st   | 2    | 3/3/1982  |
| 8   | (1) Kentucky           | L 89-66       | 2nd   | 2    | 3/4/1982  |
| 8   | (9) Alabama            | L 62-61       | 1st   | 1    | 3/10/1983 |
| 2   | (7) Vanderbilt         | W 59-58       | 2nd   | 3    | 3/8/1984  |
| 2   | (6) Tennessee          | W 60-58       | Semis | 3    | 3/9/1984  |
| 2   | (1) Kentucky           | L 51-49       | Champ | 3    | 3/10/1984 |
| 8   | (9) Ole Miss           | W 68-60       | 1st   | 1    | 3/6/1985  |
| 8   | (1) LSU                | W 58-55       | 2nd   | 1    | 3/7/1985  |
| 8   | (5) Florida            | W 43-42       | Semis | 1    | 3/8/1985  |
| 8   | (3) Alabama            | W 53-49       | Champ | 1    | 3/9/1985  |
| 2   | (10) Mississippi State | L 65-63       | 2nd   | 2    | 3/6/1986  |
| 5   | (4) Kentucky           | W 79-72       | 2nd   | 4    | 3/6/1987  |
| 5   | (1) Alabama            | L 87-68       | Semis | 4    | 3/7/1987  |
| 2   | (7) Georgia            | L 65-60       | 2nd   | 5    | 3/11/1988 |
| 10  | (7) Ole Miss           | L 80-68       | 1st   | 6    | 3/9/1989  |
| 6   | (3) LSU                | W 78-76       | 2nd   | 7    | 3/9/1990  |
| 6   | (2) Alabama            | L 87-71       | Semis | 7    | 3/10/1990 |
| 7   | (2) LSU                | W 92-77       | 2nd   | 3    | 3/8/1991  |
| 7   | (3) Alabama            | L 77-59       | Semis | 3    | 3/9/1991  |
| <b>Did Not Participate in 1992 Tournament</b> |                        |               |       |      |           |
| W3  | (E6) Tennessee         | L 78-76       | 1st   | 2    | 3/11/1993 |
| W6  | (E3) Vanderbilt        | W 81-56       | 1st   | 8    | 3/10/1994 |
| W6  | (W2) Alabama           | L 83-55       | 2nd   | 8    | 3/11/1994 |
| W4  | (E5) South Carolina    | W 81-66       | 1st   | 9    | 3/9/1995  |
| W4  | (E1) Kentucky          | L 93-81       | 2nd   | 9    | 3/10/1995 |
| W5  | (E4) Vanderbilt        | W 68-65       | 1st   | 10   | 3/7/1996  |
| W5  | (W1) Mississippi State | L 69-58       | 2nd   | 10   | 3/8/1996  |
| W3  | (E6) Tennessee         | W 67-54       | 1st   | 8    | 3/6/1997  |
| W3  | (E2) Kentucky          | L 92-50       | 2nd   | 8    | 3/7/1997  |
| W3  | (E6) Florida           | L 68-64       | 1st   | 9    | 3/5/1998  |
| W1  | (W5) Alabama           | W 93-61       | 2nd   | 9    | 3/5/1999  |
| W1  | (E2) Kentucky          | L 69-57       | Semis | 9    | 3/6/1999  |

| Seed  | Opponent               | Result       | Round    | Site | Date      |
|---|------------------------|--------------|----------|------|-----------|
| W2  | (E3) Florida           | W 78-70      | 2nd      | 9    | 3/10/2000 |
| W2  | (E5) South Carolina    | W 77-72 [OT] | Semis    | 9    | 3/11/2000 |
| W2  | (W3) Arkansas          | L 75-67      | Champ    | 9    | 3/12/2000 |
| W5  | (E4) Tennessee         | L 73-66      | 1st      | 11   | 3/8/2001  |
| W6  | (E3) Florida           | L 81-63      | 1st      | 9    | 3/7/2002  |
| W2  | (E3) Tennessee         | W 66-53      | 2nd      | 10   | 3/14/2003 |
| W2  | (E1) Kentucky          | L 78-58      | Semis    | 10   | 3/15/2003 |
| W4  | (E5) Georgia           | L 73-59      | 1st      | 9    | 3/11/2004 |
| W6  | (E3) Vanderbilt        | W 77-73      | 1st      | 9    | 3/10/2005 |
| W6  | (W2) LSU               | L 76-62      | 2nd      | 9    | 3/11/2005 |
| W5  | (E4) Vanderbilt        | L 76-71      | 1st      | 11   | 3/9/2006  |
| W4  | (E5) Georgia           | L 80-65      | 1st      | 9    | 3/8/2007  |
| W6  | (E3) Vanderbilt        | L 93-82      | 1st      | 9    | 3/13/2008 |
| W2  | (E3) Florida           | W 61-58      | 2nd      | 13   | 3/13/2009 |
| W2  | (E1) Tennessee         | L 94-85      | Semis    | 13   | 3/14/2009 |
| W5  | (E4) Florida           | L 78-69      | 1st      | 11   | 3/11/2010 |
| W5  | (E4) Georgia           | L 69-51      | 1st      | 9    | 3/10/2011 |
| 10  | (7) Ole Miss           | L 68-54      | 1st      | 14   | 3/8/2012  |
| 14  | (11) Texas A&M         | L 71-62      | 1st      | 11   | 3/13/2013 |
| 12  | (13) South Carolina    | L 74-56      | 1st      | 9    | 3/12/2014 |
| 13  | (12) Mississippi State | W 74-68      | 1st      | 11   | 3/11/2015 |
| 13  | (5) Texas A&M          | W 66-59      | 2nd      | 11   | 3/12/2015 |
| 13  | (4) LSU                | W 73-70 [OT] | Quarters | 11   | 3/13/2015 |
| 13  | (1) Kentucky           | L 91-67      | Semis    | 11   | 3/14/2015 |
| 13  | (12) Tennessee         | L 97-59      | 1st      | 11   | 3/9/2016  |
| 11  | (14) Missouri          | L 86-83 [OT] | 1st      | 11   | 3/8/2017  |
| 1   | (9) Alabama            | L 63-81      | Quarters | 19   | 3/9/2018  |
| 5   | (12) Missouri          | W 81-71      | 2nd      | 11   | 3/14/2019 |
| 5   | (4) South Carolina     | W 73-64      | Quarters | 11   | 3/15/2019 |
| 5   | (8) Florida            | W 65-62      | Semis    | 11   | 3/16/2019 |
| 5   | (3) Tennessee          | W 84-64      | Champ    | 11   | 3/17/2019 |
| <b>2020 Tournament Canceled After 1st Round Due To COVID-19</b> |                        |              |          |      |           |
| <b>Did Not Participate in 2021 Tournament</b>                   |                        |              |          |      |           |
| 1   | (8) Texas A&M          | L 62-67      | Quarters | 13   | 3/11/2022 |
| 7   | (10) Arkansas          | L 73-76      | 2nd      | 11   | 3/9/2023  |
| 4   | (5) South Carolina     | W 86-55      | Quarters | 11   | 3/15/2024 |

## SITE KEY

- 1-Birmingham, Ala. (Birmingham-Jefferson Civic Center)
- 2-Lexington, Ky. (Rupp Arena)
- 3-Nashville, Tenn. (Memorial Gymnasium)
- 4-Atlanta, Ga. (The Omni)
- 5-Baton Rouge, La. (LSU Assembly Center)
- 6-Knoxville, Tenn. (Thompson-Boling Arena)
- 7-Orlando, Fla. (Orlando, Arena)
- 8-Memphis, Tenn. (The Pyramid)
- 9-Atlanta, Ga. (Georgia Dome)
- 10-New Orleans, La. (Louisiana Superdome)
- 11-Nashville, Tenn. (Gaylord Entertainment Center/Bridgestone Arena)
- 12-Atlanta, Ga. (Alexander Memorial Coliseum)
- 13-Tampa, Fla. (St. Pete Times Forum/Amalie Arena)
- 14-New Orleans, La. (New Orleans Arena)
- 15-Atlanta Athletic Club (Atlanta, Ga.)
- 16-Alumni Memorial Gym (Knoxville, Tenn.)
- 17-Huey Long Field House (Baton Rouge, La.)
- 18-Jefferson County Armory (Louisville, Ky.)

# AUBURN SEC TOURNAMENT HISTORY

## vs. ALABAMA (2-8)

|          |          |           |            |
|----------|----------|-----------|------------|
| L, 38-16 | 2nd      | 2/28/1941 | Louisville |
| L, 63-49 | 1st      | 2/28/1952 | Louisville |
| L, 62-61 | 1st      | 3/10/1983 | Birmingham |
| W, 53-49 | Champ    | 3/9/1985  | Birmingham |
| L, 87-68 | Semis    | 3/7/1987  | Atlanta    |
| L, 87-71 | Semis    | 3/10/1990 | Orlando    |
| L, 77-59 | Semis    | 3/9/1991  | Nashville  |
| L, 83-55 | 2nd      | 3/11/1994 | Memphis    |
| W, 93-61 | 2nd      | 3/5/1999  | Atlanta    |
| L, 63-81 | Quarters | 3/9/2018  | St. Louis  |

## vs. ARKANSAS (0-2)

|          |       |           |           |
|----------|-------|-----------|-----------|
| L, 75-67 | Champ | 3/12/2000 | Atlanta   |
| L, 73-76 | 2nd   | 3/9/2023  | Nashville |

## vs. FLORIDA (4-4)

|             |       |           |            |
|-------------|-------|-----------|------------|
| L, 50-48 ot | 1st   | 3/4/1981  | Birmingham |
| W, 43-42    | Semis | 3/8/1985  | Birmingham |
| L, 68-64    | 1st   | 3/5/1998  | Atlanta    |
| W, 78-70    | 2nd   | 3/10/2000 | Atlanta    |
| L, 81-63    | 1st   | 3/7/2002  | Atlanta    |
| W, 61-58    | 2nd   | 3/13/2009 | Tampa      |
| L, 78-69    | 1st   | 3/11/2010 | Nashville  |
| W, 65-62    | Semis | 3/16/2019 | Nashville  |

## vs. GEORGIA (3-5)

|              |     |           |             |
|--------------|-----|-----------|-------------|
| W, 43-26     | 1st | 2/28/1936 | Knoxville   |
| L, 48-41     | 1st | 2/28/1940 | Knoxville   |
| W, 95-91 4ot | 2nd | 3/1/1979  | Birmingham  |
| W, 79-71     | 1st | 2/27/1980 | Birmingham  |
| L, 65-60     | 2nd | 3/11/1988 | Baton Rouge |
| L, 73-59     | 1st | 3/11/2004 | Atlanta     |
| L, 80-65     | 1st | 3/8/2007  | Atlanta     |
| L, 69-51     | 1st | 3/10/2011 | Atlanta     |

## vs. KENTUCKY (1-13)

|          |       |           |             |
|----------|-------|-----------|-------------|
| L, 40-31 | Semis | 2/28/1942 | Louisville  |
| L, 69-24 | 1st   | 2/28/1946 | Louisville  |
| L, 84-18 | 2nd   | 2/28/1947 | Louisville  |
| L, 70-39 | 2nd   | 3/4/1949  | Louisville  |
| L, 84-54 | 2nd   | 3/2/1951  | Louisville  |
| L, 69-61 | 2nd   | 2/28/1980 | Birmingham  |
| L, 89-66 | 2nd   | 3/4/1982  | Lexington   |
| L, 51-49 | Champ | 3/10/1984 | Nashville   |
| W, 79-72 | 2nd   | 3/6/1987  | Atlanta     |
| L, 93-81 | 2nd   | 3/10/1995 | Atlanta     |
| L, 92-50 | 2nd   | 3/7/1997  | Memphis     |
| L, 69-57 | Semis | 3/6/1999  | Atlanta     |
| L, 78-58 | Semis | 3/15/2003 | New Orleans |
| L, 91-67 | Semis | 3/14/2015 | Nashville   |

## vs. LSU (4-5)

|             |          |           |             |
|-------------|----------|-----------|-------------|
| L, 57-33    | 1st      | 2/24/1933 | Atlanta     |
| L, 60-34    | 2nd      | 3/3/1938  | Baton Rouge |
| L, 67-38    | 1st      | 2/25/1943 | Louisville  |
| L, 73-45    | 2nd      | 3/3/1950  | Louisville  |
| W, 58-55    | 2nd      | 3/7/1985  | Birmingham  |
| W, 78-76    | 2nd      | 3/9/1990  | Orlando     |
| W, 92-77    | 2nd      | 3/8/1991  | Nashville   |
| L, 76-62    | 2nd      | 3/11/2005 | Atlanta     |
| W, 73-70 ot | Quarters | 3/13/2015 | Nashville   |

## vs. OLE MISS (1-2)

|          |     |          |             |
|----------|-----|----------|-------------|
| W, 68-60 | 1st | 3/6/1985 | Birmingham  |
| L, 80-68 | 1st | 3/9/1989 | Knoxville   |
| L, 68-54 | 1st | 3/8/2012 | New Orleans |

## vs. MISSISSIPPI STATE (2-2)

|             |     |           |             |
|-------------|-----|-----------|-------------|
| W, 38-36 ot | 1st | 3/3/1982  | Lexington   |
| L, 65-63    | 2nd | 3/6/1986  | Lexington   |
| L, 69-58    | 2nd | 3/8/1996  | New Orleans |
| W, 74-68    | 1st | 3/11/2015 | Nashville   |

## vs. MISSOURI (1-1)

|             |     |           |           |
|-------------|-----|-----------|-----------|
| L, 86-83 ot | 1st | 3/8/2017  | Nashville |
| W, 81-71    | 2nd | 3/14/2019 | Nashville |

## vs. SOUTH CAROLINA (4-1)

|             |          |           |           |
|-------------|----------|-----------|-----------|
| W, 81-66    | 1st      | 3/9/1995  | Atlanta   |
| W, 77-72 ot | Semis    | 3/11/2000 | Atlanta   |
| L, 74-56    | 1st      | 3/12/2014 | Atlanta   |
| W, 73-64    | Quarters | 3/15/2019 | Nashville |
| W, 86-55    | Quarters | 3/15/2024 | Nashville |

## vs. TENNESSEE (4-9)

|          |       |           |             |
|----------|-------|-----------|-------------|
| L, 43-26 | 1st   | 2/23/1934 | Atlanta     |
| L, 43-25 | 2nd   | 2/28/1936 | Knoxville   |
| L, 49-35 | 2nd   | 3/2/1939  | Knoxville   |
| L, 56-24 | 2nd   | 3/2/1945  | Louisville  |
| L, 75-64 | Semis | 3/2/1979  | Birmingham  |
| W, 60-58 | Semis | 3/9/1984  | Nashville   |
| L, 78-76 | 1st   | 3/11/1993 | Lexington   |
| W, 67-54 | 1st   | 3/6/1997  | Memphis     |
| L, 73-66 | 1st   | 3/8/2001  | Nashville   |
| W, 66-53 | 2nd   | 3/14/2003 | New Orleans |
| L, 94-85 | Semis | 3/14/2009 | Tampa       |
| L, 97-59 | 1st   | 3/9/2016  | Nashville   |
| W, 84-64 | Champ | 3/17/2019 | Nashville   |

## vs. TEXAS A&M (1-2)

|          |          |           |           |
|----------|----------|-----------|-----------|
| L, 71-62 | 1st      | 3/13/2013 | Nashville |
| W, 66-59 | 2nd      | 3/12/2015 | Nashville |
| L, 62-67 | Quarters | 3/11/2022 | Tampa     |

## vs. TULANE (2-1)

|          |     |           |            |
|----------|-----|-----------|------------|
| W, 43-30 | 1st | 3/1/1939  | Knoxville  |
| W, 45-36 | 2nd | 2/27/1942 | Louisville |
| L, 47-40 | 1st | 3/4/1948  | Louisville |

## vs. VANDERBILT (6-2)

|          |     |           |             |
|----------|-----|-----------|-------------|
| W, 36-34 | 1st | 2/26/1942 | Louisville  |
| W, 59-53 | 1st | 2/28/1979 | Birmingham  |
| W, 59-58 | 2nd | 3/8/1984  | Nashville   |
| W, 81-56 | 1st | 3/10/1994 | Memphis     |
| W, 68-65 | 1st | 3/7/1996  | New Orleans |
| W, 77-73 | 1st | 3/10/2005 | Atlanta     |
| L, 76-71 | 1st | 3/9/2006  | Nashville   |
| L, 93-82 | 1st | 3/13/2008 | Atlanta     |

# AUBURN SEC TOURNAMENT RECORDS

## SINGLE-GAME RECORDS (SINCE 1979)

Points \_\_\_\_\_ 34, Derrick Dennison vs. LSU – 2nd Rnd, 3/9/1990  
 Field Goals \_\_\_\_\_ 13, Derrick Dennison vs. LSU, 3/9/1990  
 Field Goal Attempts \_\_\_\_\_ 21, Wesley Person vs. Vanderbilt, 3/10/1994  
 \_\_\_\_\_ 21, Ronnie Battle vs. LSU, 3/9/1990  
 Field Goal Pct. (Min. 10) \_\_\_\_\_ .900 (9-10), Chris Denson vs. Georgia, 3/10/2011  
 3-Point Field Goals \_\_\_\_\_ 5, seven times, most recent  
 \_\_\_\_\_ Wendell Green Jr. vs. Texas A&M, 3/11/2022  
 3-Point Field Goal Att. \_\_\_\_\_ 14, Bryce Brown vs. South Carolina, 3/15/2019  
 3-Point Field Goal Pct. (Min. 5) \_\_\_\_\_  
 \_\_\_\_\_ .714 (5-7), Jared Harper vs. Florida, 3/16/2019  
 \_\_\_\_\_ .714 (5-7), Derek Caldwell vs. Vanderbilt, 3/7/1996  
 Free Throws Made \_\_\_\_\_ 15, KT Harrell vs. LSU, 3/13/2015  
 Free Throws Attempted \_\_\_\_\_ 18, KT Harrell vs. LSU, 3/13/2015  
 FT Percentage (Min. 10) \_\_\_\_\_ .917 (11-12), KT Harrell vs. Kentucky, 3/14/2015  
 Rebounds \_\_\_\_\_ 15, Charles Barkley vs. Tennessee, 3/9/1984  
 \_\_\_\_\_ 15, Chris Davis vs. South Carolina, 3/9/1995  
 \_\_\_\_\_ 15, Mack McGadney vs. Arkansas, 3/12/2000  
 Assists \_\_\_\_\_ 11, Gerald White vs. Ole Miss, 3/6/1985  
 Blocked Shots \_\_\_\_\_ 7, Asauhn Dixon-Tatum vs. South Carolina, 3/12/2014  
 Steals \_\_\_\_\_ 6, Wesley Person vs. LSU, 3/8/1991  
 Minutes \_\_\_\_\_ 58, Bubba Price vs. Georgia, 3/1/1979

## TOURNAMENT RECORDS (SINCE 1979)

Points \_\_\_\_\_ 86, KT Harrell, 2015 (4 games)  
 Field Goals \_\_\_\_\_ 36, Chuck Person, 1985 (4 games)  
 Field Goal Attempts \_\_\_\_\_ 70, Chuck Person, 1985 (4 games)  
 Field Goal Percentage (Min. 15) \_\_\_\_\_  
 \_\_\_\_\_ .714 (15-21), Korvotney Barber, 2009 (2 games)  
 3-Point Field Goals \_\_\_\_\_ 18, Bryce Brown, 2019 (4 games)  
 3-Point Field Goals Attempts \_\_\_\_\_ 43, Bryce Brown, 2019 (4 games)  
 3-Point Field Goal Pct. (Min. 6) 1.000 (6-6), Wesley Person, 1994 (2 games)  
 Free Throws Made \_\_\_\_\_ 42, KT Harrell, 2015 (4 games)  
 Free Throws Attempts \_\_\_\_\_ 51, KT Harrell, 2015 (4 games)  
 Free Throw Pct. (Min. 15) \_\_\_\_\_ .933 (14-15), Chris Davis, 1995 (2 games)  
 Rebounds \_\_\_\_\_ 29, Chuma Okeke, 2019 (4 games)  
 Assists \_\_\_\_\_ 25, Gerald White, 1985 (4 games)  
 Blocked Shots \_\_\_\_\_ 9, Horace Spencer, 2019 (4 games)  
 Steals \_\_\_\_\_ 9, Horace Spencer, 2019 (4 games)  
 \_\_\_\_\_ 9, Chuma Okeke, 2019 (4 games)  
 Minutes \_\_\_\_\_ 159, Frank Ford, 1985 (4 games)

## CAREER RECORDS (SINCE 1979)

Points \_\_\_\_\_ 159, Chuck Person, 1983-86 (9 games)  
 Field Goals \_\_\_\_\_ 71, Chuck Person, 1983-86 (9 games)  
 Field Goal Attempts \_\_\_\_\_ 133, Chuck Person, 1983-86 (9 games)  
 Field Goal Pct. (Min. 25 FGA): .688 (22-32), Eric Stringer, 1979-81 (6 games)  
 \_\_\_\_\_ 71.0 (22-31), Korvotney Barber, 2006-09 (4 games)  
 3-Point Field Goals \_\_\_\_\_ 24, Bryce Brown, 2016-19 (7 games)  
 3-Point Field Goals Attempts \_\_\_\_\_ 65, Bryce Brown, 2016-19 (7 games)  
 3-PT Field Goal Pct. (Min. 10) \_\_\_\_\_ .458 (11-24), Wesley Person, 1991-94 (5 games)  
 \_\_\_\_\_ .458 (11-24), Jay Heard, 1999-00 (5 games)  
 Free Throws Made \_\_\_\_\_ 44, KT Harrell, 2014-15 (5 games)  
 Free Throws Attempted \_\_\_\_\_ 53, KT Harrell, 2014-15 (5 games)  
 Free Throw Pct. (Min. 20) \_\_\_\_\_ .880 (22-25), Doc Robinson, 1997-00 (8 games)  
 Rebounds \_\_\_\_\_ 61, Jeff Moore, 1985-88 (8 games)  
 Assists \_\_\_\_\_ 56, Gerald White, 1984-87 (10 games)  
 Blocked Shots \_\_\_\_\_ 18, Mamadou N'diaye, 1997-00 (8 games)  
 Steals \_\_\_\_\_ 15, Wesley Person, 1991-94 (5 games)  
 Minutes \_\_\_\_\_ 358, Frank Ford, 1984-87 (10 games)  
 Games Played \_\_\_\_\_ 10, Frank Ford, 1984-87; Gerald White, 1984-87  
 Games Started \_\_\_\_\_ 10, Frank Ford, 1984-87; Gerald White, 1984-87

## TEAM RECORDS (SINCE 1979)

Points \_\_\_\_\_ 95 vs. Georgia, 3/1/79 (4OT)  
 Points (Regulation) \_\_\_\_\_ 93 vs. Alabama, 3/5/99  
 Fewest Points \_\_\_\_\_ 38 vs. Mississippi State, 3/3/1982  
**Winning Margin \_\_\_\_\_ 31 (86-55) vs. South Carolina, 3/15/2024**  
 Smallest Winning Margin \_\_\_\_\_ 1 (59-58) vs. Vanderbilt, 3/8/1984  
 \_\_\_\_\_ 1 (43-42) vs. Florida, 3/8/1985  
 Field Goals \_\_\_\_\_ 38 vs. Georgia, 3/1/79 (4OT)  
 Field Goals (Regulation) \_\_\_\_\_ 38 vs. Florida, 3/11/2010  
 Fewest Field Goals \_\_\_\_\_ 14 vs. Mississippi State, 3/3/1982  
 Field Goal Attempts \_\_\_\_\_ 70 vs. Kentucky, 3/6/1999  
 Fewest Field Goal Attempts \_\_\_\_\_ 31 vs. Mississippi State, 3/3/1982  
 Field Goal Percentage \_\_\_\_\_ .619 (26-42) vs. Vanderbilt, 3/8/1984  
 Lowest Field Goal Percentage \_\_\_\_\_ .298 (17-57) vs. Tennessee, 3/9/2016  
 3-Point Field Goals \_\_\_\_\_ 15 vs. Tennessee, 3/17/2019  
 Fewest 3-Point Field Goals \_\_\_\_\_ 1 vs. Georgia, 3/11/1988  
 3-Point Field Goal Attempts \_\_\_\_\_ 40 vs. Tennessee, 3/17/2019  
 Fewest 3-Point Field Goal Attempts \_\_\_\_\_ 3 vs. Vanderbilt, 3/10/1994  
 3-Point Field Goal Percentage (Min. 7) \_\_\_\_\_ .692 (9-13) vs. LSU, 3/8/1991  
 Lowest 3-Point Field Goal Percentage (Min. 5) \_\_\_\_\_  
 \_\_\_\_\_ .077 (1-13), vs. Georgia, 3/11/1988  
 Free Throws Made \_\_\_\_\_ 32 vs. Florida, 3/10/2000  
 Fewest Free Throws Made \_\_\_\_\_ 2 vs. Florida, 3/16/2019  
 Free Throws Attempts \_\_\_\_\_ 44 vs. Florida, 3/10/2000  
 Fewest Free Throws Attempts \_\_\_\_\_ 5 vs. Florida, 3/4/1981  
 \_\_\_\_\_ 5 vs. Florida, 3/16/19  
 Free Throw Percentage (Min. 15) \_\_\_\_\_ .931 (27-29) vs. Alabama, 3/5/1999  
 Lowest Free Throw Percentage \_\_\_\_\_ .350 (7-20) vs. Kentucky, 3/7/1997  
 Rebounds \_\_\_\_\_ 45 vs. Arkansas, 3/7/1987  
 \_\_\_\_\_ 45 vs. Kentucky, 3/6/1999  
 Fewest Rebounds \_\_\_\_\_ 17 vs. Florida, 3/16/2019  
 Rebound Margin \_\_\_\_\_ 21 (41-20) vs. Arkansas, 3/12/2000  
 Assists \_\_\_\_\_ 18 vs. LSU, 3/8/1991; 18 vs. Georgia, 3/1/1979 (4OT)  
 Fewest Assists \_\_\_\_\_ 4 vs. Tennessee, 3/9/2016  
 Turnovers \_\_\_\_\_ 22 vs. Kentucky, 3/7/1997  
 Fewest Turnovers \_\_\_\_\_ 4 vs. Florida, 3/16/2019  
 Blocked Shots \_\_\_\_\_ 9 vs. South Carolina, 3/12/2014  
 Fewest Blocked Shots \_\_\_\_\_  
 \_\_\_\_\_ 0 on 5 occasions, most recently vs. Kentucky, 3/14/2015  
 Steals \_\_\_\_\_ 14 vs. Tennessee, 3/17/2019; 14 vs. Florida 3/16/2019  
 Fewest Steals \_\_\_\_\_ 0 vs. Tennessee, 3/2/1979  
 Personal Fouls \_\_\_\_\_ 27 vs. LSU, 3/13/15 (OT)  
 Fewest Personal Fouls \_\_\_\_\_ 11 on 3 occasions, most recently  
 \_\_\_\_\_ vs. South Carolina, 3/11/2000 (OT)

## SEC ALL-TOURNAMENT TEAM

1942 \_\_\_\_\_ Shag Hawkins, G  
 1984 \_\_\_\_\_ Charles Barkley, C (MVP)  
 1984 \_\_\_\_\_ Chuck Person, F  
 1985 \_\_\_\_\_ Chuck Person, F (MVP)  
 2000 \_\_\_\_\_ Mack McGadney, F  
 2000 \_\_\_\_\_ Mamadou N'diaye, C  
 2000 \_\_\_\_\_ Doc Robinson, G  
 2015 \_\_\_\_\_ KT Harrell, G  
 2019 \_\_\_\_\_ Bryce Brown, G (MVP)  
 2019 \_\_\_\_\_ Jared Harper, G  
 2019 \_\_\_\_\_ Chuma Okeke, F

# ALL-TIME SEC TOURNAMENT CAREER STATISTICS

| Player                    | Year           | GP-GS      | Min       | Avg         | FG-A         | Pct         | 3FG-A       | Pct         | FT-A        | Pct          | Off Def        | Tot Avg    | PF-FO      | A        | TO       | Blk      | Stl      | Pts       | Avg         |
|---------------------------|----------------|------------|-----------|-------------|--------------|-------------|-------------|-------------|-------------|--------------|----------------|------------|------------|----------|----------|----------|----------|-----------|-------------|
| Allison, Zach             | 2016           | 1-0        | 2         | 2.0         | 0-0          | .000        | 0-0         | .000        | 0-0         | .000         | 0 1 1          | 1.0        | 0-0        | 1        | 0        | 0        | 0        | 0         | 0.0         |
| Anthony, Benny            | 1979-80        | 5-0        | 125       | 25.3        | 18-29        | .563        |             | --          | 8-13        | .600         | -- --          | 22 5.5     | 18-1       | 4        | 5        | 1        | 2        | 44        | 8.8         |
| Armstrong, Ty             | 2010-11        | 2-0        | 12        | 6.0         | 1-3          | .333        | 0-0         | .000        | 0-0         | .000         | 2 1 3          | 1.5        | 4-0        | 0        | 1        | 0        | 0        | 2         | 1.0         |
| Arnold, Zane              | 1989-90-91     | 5-3        | 120       | 24.0        | 12-35        | .343        | 0-0         | .000        | 7-14        | .500         | -- --          | 17 3.4     | 18-0       | 3        | 6        | 1        | 3        | 31        | 6.2         |
| Atewe, Matthew            | 2014           | 1-0        | 7         | 7.0         | 0-0          | .000        | 0-0         | .000        | 0-0         | .000         | 0 1 1          | 1.0        | 5-1        | 0        | 0        | 0        | 1        | 0         | 0.0         |
| <b>Baker-Mazara, Chad</b> | <b>2024</b>    | <b>1-1</b> | <b>21</b> | <b>21.0</b> | <b>3-8</b>   | <b>.375</b> | <b>0-3</b>  | <b>.000</b> | <b>2-2</b>  | <b>1.000</b> | <b>0 3 3</b>   | <b>3.0</b> | <b>1-0</b> | <b>3</b> | <b>0</b> | <b>0</b> | <b>0</b> | <b>8</b>  | <b>8.0</b>  |
| Banks, Earl               | 1979-80-81     | 6-6        | 150       | 25.0        | 20-36        | .556        | --          | --          | 5-13        | .385         | -- --          | 25 4.2     | 20-0       | 4        | 7        | 3        | 4        | 45        | 7.5         |
| Barber, Korvotney         | 2006-07-09     | 4-4        | 107       | 26.8        | 22-31        | .667        | 0-0         | .000        | 7-12        | .583         | 9 18 27        | 6.8        | 12-1       | 2        | 6        | 6        | 2        | 51        | 12.8        |
| Barkley, Charles          | 1982-83-84     | 6-6        | 193       | 32.2        | 30-54        | .556        | --          | --          | 13-19       | .684         | -- --          | 47 7.8     | 23-3       | 8        | 16       | 13       | 6        | 73        | 12.2        |
| Barrett, Rasheem          | 2006-07-08-09  | 5-4        | 163       | 32.6        | 21-58        | .362        | 7-26        |             | 9-11        | .818         | 7 11 18        | 3.6        | 10-0       | 11       | 7        | 1        | 5        | 58        | 14.5        |
| Battle, Ronnie            | 1990-91-93     | 5-5        | 144       | 28.8        | 32-70        | .457        | 12-30       | .400        | 5-7         | .714         | -- --          | 16 3.2     | 10-0       | 8        | 13       | 1        | 4        | 81        | 16.2        |
| Baumgartner, Brian        | 1990           | 1-0        | 1         | 1.0         | 0-1          | .000        | 0-0         | .000        | 2-2         | 1.000        | -- --          | 0 0.0      | 0-0        | 0        | 1        | 0        | 0        | 2         | 2.0         |
| <b>Berman, Lior</b>       | <b>2023</b>    | <b>1-0</b> | <b>5</b>  | <b>5.0</b>  | <b>0-0</b>   | <b>.000</b> | <b>0-0</b>  | <b>.000</b> | <b>0-0</b>  | <b>.000</b>  | <b>0 2 2</b>   | <b>2.0</b> | <b>2-0</b> | <b>0</b> | <b>1</b> | <b>0</b> | <b>1</b> | <b>0</b>  | <b>0.0</b>  |
| Bird, Derrick             | 2002-03        | 3-3        | 93        | 31.0        | 7-27         | .259        | 5-15        | .333        | 2-2         | 1.000        | 1 5 6          | 2.0        | 1-0        | 1        | 5        | 0        | 2        | 21        | 7.0         |
| Blackstock, Cole          | 2016-18        | 2-0        | 2         | 2.0         | 0-0          | .000        | 0-0         | .000        | 0-0         | .000         | 0 0 0          | 0.0        | 1-0        | 0        | 0        | 0        | 0        | 0         | 0.0         |
| Bolling, Bill             | 1982           | 1-0        | 1         | 1.0         | 0-0          | .000        | --          | --          | 0-0         | .000         | -- --          | 0 0.0      | 1-0        | 0        | 0        | 0        | 0        | 0         | 0.0         |
| Bota, Marin               | 2001           | 1-0        | 5         | 5.0         | 1-1          | 1.000       | 0-0         | .000        | 0-0         | .000         | 1 0 1          | 1.0        | 3-0        | 0        | 0        | 0        | 0        | 2         | 2.0         |
| Bowers, Cinmeon           | 2015-16        | 4-3        | 103       | 25.8        | 9-29         | .310        | 0-3         | .000        | 9-21        | .429         | 8 20 28        | 7.0        | 11-0       | 1        | 7        | 0        | 3        | 27        | 6.8         |
| Brandt, Chris             | 1989-90-91     | 5-4        | 88        | 17.6        | 7-21         | .333        | 0-0         | .000        | 6-14        | .429         | -- --          | 20 4.0     | 18-1       | 5        | 4        | 1        | 2        | 20        | 4.0         |
| Brewer, Jamison           | 2000-01        | 3-1        | 50        | 16.7        | 6-11         | .546        | 1-2         | .500        | 5-9         | .556         | 4 4 8          | 2.7        | 3-0        | 2        | 2        | 0        | 2        | 18        | 6.0         |
| <b>Broome, Johni</b>      | <b>2023-24</b> | <b>2-2</b> | <b>51</b> | <b>25.5</b> | <b>12-23</b> | <b>.522</b> | <b>2-6</b>  | <b>.333</b> | <b>5-13</b> | <b>.385</b>  | <b>2 10 12</b> | <b>6.5</b> | <b>5-0</b> | <b>0</b> | <b>1</b> | <b>2</b> | <b>2</b> | <b>31</b> | <b>15.5</b> |
| Brown, Bryce              | 2016-17-18-19  | 7-6        | 217       | 31.0        | 31-79        | .111        | 24-65       | .125        | 11-15       | .733         | 0 10 10        | 1.4        | 9-0        | 8        | 8        | 0        | 8        | 97        | 13.9        |
| Brown, Quinell            | 2004-05        | 3-3        | 61        | 20.3        | 7-24         | .292        | 1-11        | .091        | 2-2         | 1.000        | 4 3 7          | 2.3        | 9-1        | 1        | 3        | 0        | 0        | 17        | 5.7         |
| Burke, Pat                | 1994-95-96-97  | 8-5        | 189       | 23.6        | 31-66        | .470        | 2-7         | .286        | 9-16        | .563         | 0 22 52        | 6.5        | 24-1       | 5        | 17       | 12       | 4        | 72        | 9.0         |
| Cahill, Mark              | 1982-83-84     | 3-0        | 12        | 4.0         | 1-3          | .333        | --          | --          | 0-1         | .000         | -- --          | 2 0.7      | 2-0        | 0        | 1        | 0        | 0        | 2         | 0.7         |
| Caldwell, Derek           | 1996-97        | 4-1        | 65        | 16.3        | 8-25         | .320        | 5-15        | .333        | 1-2         | .500         | -- --          | 5 1.3      | 4-0        | 3        | 3        | 0        | 2        | 22        | 5.5         |
| Calton, Donny             | 2001-02-03     | 4-0        | 36        | 9.0         | 2-7          | .286        | 0-0         | .000        | 0-0         | .000         | 3 2 5          | 1.3        | 10-1       | 1        | 6        | 0        | 3        | 4         | 1.0         |
| Cambridge, Devan          | 2022           | 1-0        | 12        | 12.0        | 0-3          | .000        | 0-2         | .000        | 0-0         | .000         | 2 0 2          | 2.0        | 2-0        | 0        | 0        | 0        | 0        | 0         | 0.0         |
| Cameron, Joey             | 2006           | 1-0        | 17        | 17.0        | 0-0          | .000        | 0-0         | .000        | 1-2         | .500         | 0 3 3          | 3.0        | 3-0        | 1        | 1        | 1        | 0        | 1         | 1.0         |
| Canada, Malcolm           | 2014-15        | 5-1        | 106       | 21.2        | 14-31        | .452        | 3-7         | .429        | 10-11       | .909         | 0 10 10        | 2.0        | 7-0        | 6        | 6        | 2        | 5        | 41        | 8.2         |
| Card, Lewis               | 1979-80        | 5-0        | 28        | 5.6         | 2-4          | .500        | --          | --          | 0-0         | .000         | -- --          | 3 0.6      | 1-0        | 3        | 2        | 0        | 1        | 4         | 0.8         |
| <b>Cardwell, Dylan</b>    | <b>2022-24</b> | <b>3-0</b> | <b>43</b> | <b>14.3</b> | <b>6-10</b>  | <b>.600</b> | <b>0-0</b>  | <b>.000</b> | <b>2-5</b>  | <b>.400</b>  | <b>4 4 8</b>   | <b>4.0</b> | <b>5-0</b> | <b>1</b> | <b>0</b> | <b>6</b> | <b>2</b> | <b>14</b> | <b>4.7</b>  |
| Carpenter, Keenan         | 1988-89        | 2-1        | 38        | 19.0        | 6-18         | .333        | 1-7         | .143        | 5-7         | .714         | -- --          | 2 1.0      | 2-0        | 4        | 3        | 1        | 0        | 18        | 9.0         |
| Carter, Kenny             | 1980           | 1-0        | 4         | 4.0         | 0-1          | .000        | --          | --          | 0-0         | .000         | -- --          | 0 0.0      | 0-0        | 0        | 1        | 0        | 0        | 0         | 0.0         |
| Cattage, Bobby            | 1979-80-81     | 6-5        | 163       | 35.0        | 25-58        | .447        | --          | --          | 10-13       | .909         | -- --          | 33 5.5     | 15-1       | 2        | 7        | 0        | 2        | 60        | 10.0        |
| Caylor, John              | 1987-88-90-91  | 7-3        | 154       | 22.0        | 16-33        | .485        | 6-15        | .400        | 13-19       | .684         | -- --          | 29 4.1     | 11-0       | 7        | 4        | 1        | 6        | 51        | 7.3         |
| Chilliest, Adrian         | 1996-97-98-99  | 6-1        | 67        | 11.2        | 3-8          | .375        | 0-0         | .000        | 5-9         | .556         | -- --          | 11 1.8     | 11-0       | 2        | 7        | 0        | 0        | 11        | 1.8         |
| Chubb, Rob                | 2011-12-13     | 3-2        | 55        | 18.3        | 6-15         | .400        | 0-0         | .000        | 0-2         | .000         | 2 8 10         | 2.0        | 7-0        | 1        | 5        | 4        | 0        | 12        | 4.0         |
| Costner, Jim              | 1994-95        | 4-0        | 28        | 7.0         | 1-3          | .333        | 0-1         | .000        | 1-2         | .500         | 0 6 6          | 1.5        | 5-0        | 0        | 3        | 3        | 0        | 3         | 0.8         |
| Curtis, Dwayne            | 2004           | 1-0        | 26        | 26.0        | 3-4          | .750        | 0-0         | .000        | 1-2         | .500         | 1 5 6          | 6.0        | 4-0        | 1        | 0        | 0        | 0        | 7         | 7.0         |
| Daniels, Marquis          | 2000-01-02-03  | 7-4        | 190       | 27.1        | 27-69        | .391        | 3-12        | .250        | 18-27       | .667         | 7 28 35        | 5.0        | 9-0        | 15       | 21       | 3        | 6        | 75        | 10.7        |
| Daniels, Paul             | 1981-82-83-84  | 7-1        | 110       | 15.7        | 2-4          | .500        | --          | --          | 0-3         | .000         | -- --          | 1 0.1      | 10-0       | 15       | 6        | 0        | 3        | 4         | 0.6         |
| Davis, Chris              | 1995           | 2-2        | 66        | 33.0        | 12-23        | .522        | 0-0         | .000        | 14-15       | .933         | 0 22 22        | 11.0       | 6-0        | 5        | 3        | 1        | 4        | 38        | 19.0        |
| Davis, Kyle               | 2001-03-04     | 4-4        | 66        | 16.5        | 3-9          | .333        | 0-0         | .000        | 0-2         | .000         | 5 8 13         | 3.3        | 12-1       | 0        | 5        | 6        | 1        | 6         | 1.5         |
| Dennison, Derrick         | 1987-88-89-90  | 5-3        | 105       | 21.0        | 24-50        | .480        | 5-15        | .333        | 6-6         | 1.000        | -- --          | 17 3.4     | 13-0       | 10       | 14       | 1        | 8        | 59        | 11.8        |
| Denson, Chris             | 2011-12-13-14  | 4-1        | 111       | 27.8        | 19-34        | .559        | 1-3         | .333        | 22-29       | .759         | 4 7 11         | 2.8        | 13-0       | 4        | 5        | 0        | 2        | 61        | 15.3        |
| Derozan, Kyle             | 2005           | 1-0        | 1         | 1.0         | 0-0          | .000        | 0-0         | .000        | 0-0         | .000         | 0 0 0          | 0.0        | 0-0        | 0        | 0        | 0        | 0        | 0         | 0.0         |
| Diame, Abdou              | 2001           | 1-0        | 22        | 22.0        | 1-6          | .167        | 0-0         | .000        | 2-2         | 1.000        | 0 1 1          | 1.0        | 4-0        | 0        | 0        | 0        | 0        | 4         | 4.0         |
| Dixon-Tatum, Asauhn       | 2013-14        | 2-1        | 43        | 21.5        | 3-7          | .429        | 0-0         | .000        | 7-9         | .778         | 4 5 9          | 4.5        | 6-0        | 0        | 3        | 11       | 1        | 13        | 6.5         |
| Dollard, Josh             | 2007           | 1-1        | 34        | 34.0        | 5-11         | .455        | 3-4         | .750        | 0-3         | .000         | 2 12 14        | 14.0       | 1-0        | 3        | 2        | 2        | 3        | 13        | 13.0        |
| Donald, Ray               | 1995-96        | 4-3        | 83        | 20.8        | 13-30        | .433        | 7-16        | .438        | 5-10        | .500         | 0 9 10         | 2.5        | 3-0        | 10       | 5        | 1        | 3        | 38        | 9.5         |
| <b>Donaldson, Tre</b>     | <b>2023-24</b> | <b>2-0</b> | <b>23</b> | <b>12.5</b> | <b>4-5</b>   | <b>.400</b> | <b>1-11</b> | <b>.000</b> | <b>0-0</b>  | <b>.000</b>  | <b>0 2 2</b>   | <b>1.0</b> | <b>1-0</b> | <b>6</b> | <b>0</b> | <b>0</b> | <b>0</b> | <b>5</b>  | <b>2.5</b>  |
| Doughty, Samir            | 2019           | 4-0        | 94        | 23.5        | 9-22         | .409        | 5-13        | .385        | 9-11        | .818         | 3 9 12         | 3.0        | 4-0        | 7        | 2        | 0        | 6        | 32        | 8.0         |
| Douglas, Toney            | 2005           | 2-2        | 77        | 38.5        | 13-25        | .520        | 3-10        | .300        | 8-11        | .727         | 5 10 15        | 7.5        | 2-0        | 3        | 6        | 0        | 1        | 37        | 18.5        |
| Drum, Jake                | 2011-12        | 2-0        | 1         | 0.5         | 0-0          | .000        | 0-0         | .000        | 0-0         | .000         | 0 0 0          | 0.0        | 1-0        | 0        | 0        | 0        | 0        | 0         | 0.0         |
| Dubar, Malik              | 2018-19        | 5-4        | 86        | 17.2        | 7-21         | .333        | 3-15        | .200        | 4-6         | .667         | 1 11 12        | 2.4        | 10-0       | 0        | 2        | 1        | 1        | 21        | 4.2         |
| Dunans, T.J.              | 2016-17        | 2-1        | 60        | 30.0        | 9-18         | .500        | 1-4         | .250        | 9-12        | .750         | 1 5 6          | 3.0        | 6-0        | 3        | 4        | 1        | 1        | 28        | 14.0        |
| Eaddy, Bill               | 1989           | 1-0        | 2         | 2.0         | 1-1          | 1.000       | 1-1         | 1.000       | 0-0         | .000         | -- --          | 1 1.0      | 0-0        | 0        | 0        | 0        | 0        | 3         | 3.0         |
| Edun, Moses               | 2005           | 2-0        | 16        | 8.0         | 1-4          | .250        | 0-0         | .000        | 0-0         | .000         | 2 1 3          | 1.5        | 2-0        | 0        | 2        | 0        | 0        | 2         | 1.0         |
| Fishback, Daymeon         | 1997-98-99-00  | 8-5        | 233       | 29.1        | 27-74        | .365        | 17-46       | .370        | 16-28       | .571         | 12 12 46       | 5.8        | 14-0       | 4        | 9        | 4        | 4        | 79        | 9.9         |
| Fitten, Sam               | 1982           | 1-0        | 1         | 1.0         | 1-1          | 1.000       | --          | --          | 0-0         | .000         | -- --          | 0 0.0      | 0-0        | 0        | 0        | 0        | 0        | 2         | 2.0         |
| Flanigan, Allen           | 2022-23        | 2-2        | 61        | 30.5        | 8-16         | .500        | 2-7         | .286        | 2-7         | .286         | 2 4 6          | 3.0        | 4-0        | 1        | 3        | 0        | 2        | 20        | 10.0        |
| Flanigan, Wes             | 1994-95-96-97  | 8-5        | 253       | 31.6        | 31-78        | .397        | 3-14        | .214        | 21-28       | .750         | 0 15 30        | 3.8        | 16-0       | 35       | 20       | 1        | 10       | 86        | 10.8        |
| Forbes, Adrian            | 2011-12        | 2-2        | 48        | 24.0        | 2-6          | .333        | 0-0         | .000        | 6-10        | .600         | 5 3 8          | 4.0        | 6-0        | 1        | 2        | 1        | 1        | 10        | 5.0         |
| Ford, Frank               | 1984-85-86-87  | 10-10      | 358       | 35.8        | 39-81        | .482        | 1-4         | .250        | 24-37       | .649         | -- --          | 51 5.1     | 15-1       | 12       | 19       | 1        | 9        | 103       | 10.3        |
| Gabriel, Kenny            | 2010-11-12     | 3-2        | 54        | 18.0        | 10-23        | .435        | 4-14        | .286        | 0-0         | .000         | 0 4 4          | 1.3        | 9-1        | 1        | 4        | 4        | 2        | 24        | 8.0         |
| Gaines, Troy              | 2004-05        | 2-0        | 13        | 6.5         | 2-5          | .400        | 0-2         | .000        | 1-2         | .500         | 0 0 0          | 0.0        | 3-0        | 0        | 2        | 0        | 0        | 5         | 2.5         |
| Gallon, Reggie            | 1990-91-93     | 5-5        | 156       | 31.2        | 10-37        | .270        | 7-22        | .318        | 11-18       | .611         | 0 3 13         | 2.6        | 14-0       | 16       | 13       | 2        | 5        | 38        | 7.6         |
| Geiger, Matt              | 1988-89        | 2-1        | 47        | 23.5        | 9-18         | .500        | 0-0         | .000        | 2-5         | .400         | -- --          | 14 7.0     | 7-1        | 3        | 4        | 5        | 0        | 20        | 10.0        |
| Glass, Lincoln            | 2001           | 1-0        | 17        | 17.0        | 4-12         | .333        | 4-9         | .444        | 2-4         | .500         | 0 1 1          | 1.0        | 0-0        | 1        | 0        | 0        | 0        | 14        | 14.0        |
|                           |                |            |           |             |              |             |             |             |             |              |                |            |            |          |          |          |          |           |             |



# ALL-TIME SEC TOURNAMENT CAREER STATISTICS

| Player                | Year           | GP-GS      | Min       | Avg         | FG-A         | Pct         | 3FG-A       | Pct         | FT-A       | Pct         | Off Def    | Tot Avg       | PF-FO      | A        | TO       | Blk      | Stl      | Pts       | Avg         |
|-----------------------|----------------|------------|-----------|-------------|--------------|-------------|-------------|-------------|------------|-------------|------------|---------------|------------|----------|----------|----------|----------|-----------|-------------|
| Greene Jr., Brian     | 2013           | 1-0        | 3         | 3.0         | 0-0          | .000        | 0-0         | .000        | 0-0        | .000        | 0 0        | 0 0.0         | 0-0        | 0        | 0        | 0        | 0        | 0         | 0.0         |
| Guest, Darren         | 1985           | 4-0        | 26        | 6.5         | 2-5          | .400        | --          | --          | 0-0        | .000        | -- --      | 4 1.0         | 3-0        | 0        | 3        | 0        | 0        | 4         | 1.0         |
| Hamilton, David       | 1999           | 2-0        | 4         | 2.0         | 0-1          | .000        | 0-0         | .000        | 0-0        | .000        | -- --      | 1 0.5         | 1-0        | 0        | 1        | 0        | 0        | 0         | 0.0         |
| Hankton, Kirt         | 1989           | 1-1        | 32        | 32.0        | 4-6          | .667        | 0-0         | .000        | 0-0        | .000        | -- --      | 6 6.0         | 4-0        | 2        | 1        | 0        | 0        | 8         | 8.0         |
| Haralson, Melvin      | 1987           | 1-0        | 1         | 1.0         | 0-0          | .000        | 0-0         | .000        | 0-0        | .000        | -- --      | 0 0.0         | 0-0        | 0        | 0        | 0        | 0        | 0         | 0.0         |
| Hargrove, Lucas       | 2008-09-10     | 4-2        | 98        | 24.5        | 16-36        | .444        | 5-13        | .385        | 4-8        | .500        | 10 14      | 24 6.0        | 12-0       | 6        | 9        | 0        | 5        | 41        | 10.3        |
| Harper, Jared         | 2017-18-19     | 6-6        | 176       | 29.3        | 19-61        | .312        | 12-39       | .308        | 26-33      | .788        | 3 16       | 19 3.2        | 14-0       | 30       | 10       | 0        | 8        | 76        | 12.7        |
| <b>Harper, Jalen</b>  | <b>2024</b>    | <b>1-0</b> | <b>2</b>  | <b>2.0</b>  | <b>1-2</b>   | <b>.500</b> | <b>0-1</b>  | <b>.000</b> | <b>0-0</b> | <b>.000</b> | <b>0 0</b> | <b>0 0.0</b>  | <b>0-0</b> | <b>0</b> | <b>0</b> | <b>0</b> | <b>0</b> | <b>2</b>  | <b>2.0</b>  |
| Harrell, KT           | 2014-15        | 5-5        | 167       | 33.4        | 21-57        | .368        | 13-31       | .419        | 44-53      | .830        | 7 13       | 20 4.0        | 15-0       | 7        | 20       | 1        | 5        | 99        | 19.8        |
| Harrington, Adam      | 2001-02        | 2-2        | 71        | 35.5        | 11-30        | .367        | 4-14        | .286        | 11-12      | .917        | 1 8        | 9 4.5         | 8-0        | 2        | 4        | 0        | 2        | 37        | 18.5        |
| Harris, Tyler         | 2016           | 1-1        | 27        | 27.0        | 5-13         | .385        | 0-0         | .000        | 4-6        | .667        | 4 5        | 9 9.0         | 3-0        | 1        | 2        | 0        | 0        | 14        | 14.0        |
| Hayes, Earl           | 1982-83        | 2-0        | 7         | 3.5         | 0-0          | .000        | --          | --          | 0-1        | .000        | -- --      | 2 1.0         | 0-0        | 0        | 2        | 0        | 0        | 0         | 0.0         |
| Hayles, Daniel        | 2005-06        | 3-0        | 58        | 29.0        | 6-13         | .462        | 0-5         | .000        | 2-2        | 1.000       | 3 5        | 8 2.7         | 6-0        | 4        | 4        | 0        | 1        | 14        | 4.7         |
| Heard, Jay            | 1999-00        | 5-3        | 65        | 13.0        | 15-31        | .484        | 11-24       | .458        | 2-5        | .400        | 1 4        | 10 2.0        | 10-0       | 3        | 7        | 1        | 1        | 43        | 8.6         |
| Henson, Byron         | 1981-82-83     | 4-3        | 111       | 27.8        | 11-22        | .500        | --          | --          | 0-0        | .000        | -- --      | 6 1.5         | 9-0        | 14       | 10       | 0        | 1        | 22        | 5.5         |
| Heramb, Matt          | 2008           | 1-0        | 8         | 8.0         | 1-1          | 1.000       | 0-0         | .000        | 0-0        | .000        | 0 1        | 1 1.0         | 2-0        | 0        | 1        | 0        | 0        | 2         | 2.0         |
| Heron, Mustapha       | 2017-18        | 2-2        | 70        | 35.0        | 9-20         | .450        | 3-6         | .500        | 12-19      | .632        | 4 15       | 19 9.5        | 7-0        | 1        | 9        | 0        | 0        | 33        | 16.5        |
| Hester, Dustin        | 1990           | 1-0        | 2         | 2.0         | 0-0          | .000        | 0-0         | .000        | 0-0        | .000        | -- --      | 0 0.0         | 0-0        | 0        | 0        | 0        | 0        | 0         | 0.0         |
| Holland, Carey        | 1984-85        | 5-0        | 87        | 17.4        | 6-10         | .600        | --          | --          | 5-9        | .556        | -- --      | 15 3.0        | 9-0        | 1        | 4        | 2        | 0        | 17        | 3.4         |
| <b>Holloway, Aden</b> | <b>2024</b>    | <b>1-1</b> | <b>22</b> | <b>22.0</b> | <b>4-8</b>   | <b>.500</b> | <b>1-2</b>  | <b>.500</b> | <b>0-0</b> | <b>.000</b> | <b>2 3</b> | <b>5 5.0</b>  | <b>2-0</b> | <b>1</b> | <b>0</b> | <b>0</b> | <b>0</b> | <b>9</b>  | <b>9.0</b>  |
| Holmes, C.J.          | 2015           | 1-0        | 1         | 1.0         | 0-0          | .000        | 0-0         | .000        | 0-0        | .000        | 0 0        | 0 0.0         | 0-0        | 0        | 0        | 0        | 0        | 0         | 0.0         |
| Howard, Terrance      | 1986-87-88     | 4-1        | 87        | 21.8        | 7-17         | .412        | 0-3         | .000        | 1-2        | .500        | -- --      | 5 1.3         | 9-0        | 5        | 5        | 1        | 2        | 15        | 3.8         |
| Howell, Brett         | 2005-06        | 2-0        | 3         | 1.5         | 0-2          | .000        | 0-2         | .000        | 0-0        | .000        | 0 1        | 1 0.5         | 0-0        | 1        | 0        | 0        | 0        | 0         | 0.0         |
| Hutton, Mark          | 1993           | 1-0        | 17        | 17.0        | 2-6          | .333        | 1-4         | .250        | 0-0        | .000        | 0 5        | 5 5.0         | 4-0        | 0        | 1        | 0        | 1        | 5         | 5.0         |
| James, Tim            | 1982           | 1-0        | 1         | 1.0         | 0-1          | .000        | --          | --          | 0-0        | .000        | -- --      | 0 0.0         | 0-0        | 0        | 0        | 0        | 0        | 0         | 0.0         |
| Jasper, Zep           | 2022-23        | 2-2        | 35        | 17.5        | 2-9          | .222        | 1-5         | .200        | 2-2        | 1.000       | 2 0        | 2 2.0         | 6-0        | 1        | 2        | 0        | 2        | 7         | 3.5         |
| Jefferson, Alvin      | 1996-97        | 4-2        | 88        | 22.0        | 9-14         | .643        | 0-0         | .000        | 1-2        | .500        | -- --      | 9 2.3         | 11-0       | 0        | 12       | 4        | 1        | 23        | 5.8         |
| Johnson, Noel         | 2012-13        | 2-0        | 34        | 17.0        | 2-10         | .200        | 2-8         | .250        | 0-0        | .000        | 0 1        | 1 0.5         | 3-0        | 2        | 1        | 1        | 0        | 6         | 3.0         |
| <b>Johnson, K.D.</b>  | <b>2022-24</b> | <b>3-1</b> | <b>73</b> | <b>24.3</b> | <b>11-31</b> | <b>.355</b> | <b>3-11</b> | <b>.273</b> | <b>5-6</b> | <b>.833</b> | <b>5 8</b> | <b>13 4.3</b> | <b>7-0</b> | <b>6</b> | <b>6</b> | <b>1</b> | <b>3</b> | <b>30</b> | <b>10.0</b> |
| Johnson, Ronnie       | 2017           | 1-0        | 16        | 16.0        | 3-6          | .500        | 2-3         | .667        | 3-4        | .750        | 0 1        | 1 1.0         | 2-0        | 2        | 0        | 0        | 0        | 11        | 11.0        |
| Johnson, Shaquille    | 2013           | 1-0        | 7         | 7.0         | 0-1          | .000        | 0-0         | .000        | 0-0        | .000        | 0 3        | 3 3.0         | 2-0        | 0        | 1        | 0        | 0        | 0         | 0.0         |
| <b>Jones, Denver</b>  | <b>2024</b>    | <b>1-1</b> | <b>20</b> | <b>20.0</b> | <b>3-7</b>   | <b>.429</b> | <b>1-2</b>  | <b>.500</b> | <b>0-1</b> | <b>.000</b> | <b>1 0</b> | <b>1 1.0</b>  | <b>2-0</b> | <b>1</b> | <b>0</b> | <b>0</b> | <b>3</b> | <b>7</b>  | <b>7.0</b>  |
| Jones, Mike           | 1986-87        | 3-2        | 82        | 27.3        | 20-37        | .541        | 0-1         | .000        | 7-7        | 1.000       | -- --      | 18 6.0        | 13-1       | 4        | 5        | 3        | 1        | 37        | 12.3        |
| Jones, Rob            | 1987           | 1-0        | 1         | 1.0         | 0-0          | .000        | 0-0         | .000        | 0-0        | .000        | -- --      | 0 0.0         | 0-0        | 0        | 0        | 0        | 0        | 0         | 0.0         |
| Joyce, Rod            | 1990           | 1-0        | 5         | 5.0         | 0-2          | .000        | 0-0         | .000        | 0-0        | .000        | -- --      | 0 0.0         | 0-0        | 0        | 0        | 0        | 0        | 0         | 0.0         |
| Keim, Patrick         | 2015-16-18     | 3-0        | 6         | 2.0         | 1-3          | .333        | 1-3         | .333        | 0-0        | .000        | 0 1        | 1 0.3         | 0-0        | 0        | 1        | 0        | 1        | 3         | 1.0         |
| Kessler, Walker       | 2022           | 1-1        | 31        | 31          | 6-8          | .750        | 0-2         | .000        | 4-6        | .667        | 3 6        | 9 9.0         | 2-4        | 2        | 0        | 4        | 3        | 16        | 16.0        |
| Killingsworth, Marco  | 2002-03-04     | 4-3        | 117       | 29.3        | 16-32        | .500        | 1-2         | .500        | 13-20      | .650        | 12 12      | 24 6.0        | 15-2       | 7        | 4        | 1        | 0        | 46        | 11.5        |
| Knox, Brendon         | 2009-10        | 3-0        | 36        | 12.0        | 3-4          | .750        | 0-0         | .000        | 1-4        | .250        | 2 6        | 8 2.7         | 3-0        | 0        | 2        | 3        | 0        | 7         | 2.3         |
| Kouassi, Willy        | 2012           | 1-0        | 14        | 14.0        | 0-1          | .000        | 0-0         | .000        | 0-0        | .000        | 1 3        | 4 4.0         | 1-0        | 0        | 0        | 0        | 0        | 0         | 0.0         |
| Lang, TJ              | 2015-16-17     | 6-4        | 126       | 21.0        | 5-16         | .313        | 2-10        | .200        | 3-4        | .750        | 4 7        | 11 1.8        | 17-1       | 6        | 1        | 1        | 2        | 15        | 2.5         |
| Langford, Josh        | 2011           | 1-0        | 12        | 12.0        | 2-4          | .500        | 0-2         | .000        | 1-2        | .500        | 0 2        | 2 2.0         | 2-0        | 0        | 0        | 0        | 1        | 5         | 5.0         |
| LeMelle, Ronny        | 2004-06        | 2-1        | 58        | 29.0        | 8-20         | .400        | 3-7         | .429        | 2-2        | 1.000       | 2 5        | 7 3.5         | 2-0        | 2        | 3        | 0        | 3        | 21        | 10.5        |
| Lett, Johnnie         | 2010           | 1-1        | 10        | 10.0        | 0-0          | .000        | 0-0         | .000        | 0-0        | .000        | 1 2        | 3 3.0         | 4-0        | 0        | 0        | 0        | 0        | 0         | 0.0         |
| Lewis, Kelvin         | 2007           | 1-0        | 4         | 4.0         | 0-2          | .000        | 0-1         | .000        | 0-0        | .000        | 0 0        | 0 0.0         | 0-0        | 0        | 0        | 0        | 0        | 0         | 0.0         |
| Lockhart, Darrell     | 1980-81-82-83  | 6-6        | 205       | 34.2        | 26-53        | .491        | --          | 11          | 14         | .786        | -- --      | 34 5.7        | 19-1       | 7        | 16       | 3        | 2        | 63        | 10.5        |
| Lollar, Chris         | 2003           | 1-0        | 5         | 5.0         | 0-1          | .000        | 0-1         | .000        | 0-0        | .000        | 0 0        | 0 0.0         | 2-0        | 0        | 0        | 0        | 0        | 0         | 0.0         |
| Lynn, Johnny          | 1985           | 4-0        | 36        | 9.0         | 3-5          | .600        | --          | --          | 0-1        | .000        | -- --      | 1 0.3         | 4-0        | 3        | 0        | 0        | 1        | 6         | 1.5         |
| Lynn, Johnny          | 1987-88        | 3-1        | 39        | 13.0        | 1-5          | .200        | 0-1         | .000        | 0-0        | .000        | -- --      | 2 0.7         | 2-0        | 2        | 5        | 0        | 0        | 2         | 0.7         |
| MaCoy, Will           | 2018           | 1-0        | 0         | 0.0         | 0-1          | .000        | 0-1         | .000        | 0-0        | .000        | 0 0        | 0 0.0         | 0-0        | 0        | 0        | 0        | 0        | 0         | 0.0         |
| Malone, Andre         | 2010           | 1-0        | 3         | 3.0         | 0-0          | .000        | 0-0         | .000        | 0-0        | .000        | 0 0        | 0 0.0         | 0-0        | 0        | 0        | 0        | 0        | 0         | 0.0         |
| Mason, Antoine        | 2015           | 4-1        | 99        | 24.8        | 14-36        | .389        | 5-14        | .357        | 8-18       | .444        | 1 8        | 9 2.3         | 8-0        | 2        | 5        | 0        | 0        | 41        | 10.3        |
| McCormick, J'Von      | 2019           | 4-0        | 60        | 15.0        | 8-14         | .571        | 2-4         | .500        | 1-2        | .500        | 0 4        | 4 1.0         | 1-0        | 4        | 3        | 0        | 2        | 19        | 4.8         |
| McGadney, Mack        | 1999-00        | 5-3        | 111       | 22.2        | 15-41        | .366        | 0-2         | .000        | 10-12      | .833        | 11 11      | 33 6.6        | 11-0       | 3        | 7        | 0        | 4        | 40        | 8.0         |
| McGrew, Roy           | 1979           | 2-0        | 11        | 3.7         | 2-4          | .500        | --          | --          | 0-1        | .000        | -- --      | 2 0.7         | 0-0        | 0        | 1        | 0        | 0        | 4         | 1.3         |
| McKie, Robert         | 1989-91        | 3-0        | 40        | 13.3        | 2-14         | .142        | 0-0         | .000        | 2-5        | .400        | -- --      | 11 3.7        | 8-0        | 5        | 6        | 0        | 0        | 6         | 2.0         |
| McLemore, Anfernee    | 2017-19        | 5-4        | 78        | 15.6        | 4-16         | .250        | 3-12        | .250        | 1-2        | .500        | 1 6        | 7 1.4         | 18-0       | 0        | 3        | 1        | 6        | 12        | 2.4         |
| Miaway, Archie        | 2007           | 1-0        | 5         | 5.0         | 1-1          | 1.000       | 0-0         | .000        | 0-0        | .000        | 2 0        | 2 2.0         | 2-0        | 0        | 0        | 0        | 0        | 2         | 2.0         |
| Mitchell, Davion      | 2018           | 1-0        | 18        | 18.0        | 1-4          | .250        | 0-2         | .000        | 0-0        | .000        | 0 2        | 2 2.0         | 2-0        | 1        | 0        | 0        | 3        | 3.0       |             |
| Mitchell, Dwayne      | 2002           | 1-0        | 23        | 23.0        | 3-7          | .429        | 0-2         | .000        | 3-3        | 1.000       | 3 2        | 5 5.0         | 3-0        | 0        | 5        | 0        | 1        | 9         | 9.0         |
| Monroe, Lewis         | 2002-03-04     | 4-4        | 114       | 28.5        | 8-16         | .500        | 2-7         | .286        | 5-6        | .833        | 3 4        | 7 1.8         | 4-0        | 8        | 6        | 0        | 1        | 23        | 5.8         |
| <b>Moore, Chris</b>   | <b>2022-24</b> | <b>3-0</b> | <b>28</b> | <b>9.3</b>  | <b>3-4</b>   | <b>.750</b> | <b>0-0</b>  | <b>.000</b> | <b>1-2</b> | <b>.500</b> | <b>2 1</b> | <b>3 1.0</b>  | <b>2-0</b> | <b>1</b> | <b>0</b> | <b>0</b> | <b>2</b> | <b>7</b>  | <b>2.3</b>  |
| Moore, Jeff           | 1985-86-87-88  | 8-8        | 226       | 28.3        | 30-60        | .500        | 0-1         | .000        | 23-29      | .793        | -- --      | 61 7.6        | 25-0       | 4        | 9        | 3        | 2        | 98        | 12.3        |
| Morris, Chris         | 1985-86-87-88  |            |           |             |              |             |             |             |            |             |            |               |            |          |          |          |          |           |             |

## ALL-TIME SEC TOURNAMENT CAREER STATISTICS

| Player                    | Year           | GP-GS      | Min       | Avg         | FG-A        | Pct         | 3FG-A      | Pct         | FT-A       | Pct          | Off Def      | Tot Avg    | PF-FO      | A        | TO       | Blk      | Stl      | Pts       | Avg        |            |
|---------------------------|----------------|------------|-----------|-------------|-------------|-------------|------------|-------------|------------|--------------|--------------|------------|------------|----------|----------|----------|----------|-----------|------------|------------|
| Norris, Moochie           | 1995           | 2-2        | 74        | 37.0        | 12-22       | .545        | 7-12       | .583        | 7-8        | .875         | 0 6 6        | 3.0        | 4-0        | 6        | 8        | 0        | 4        | 38        | 19.0       |            |
| O'Connor, Michael         | 2005           | 1-0        | 2         | 2.0         | 1-2         | .500        | 1-1        | 1.000       | 0-0        | .000         | 0 0 0        | 0.0        | 1-0        | 0        | 0        | 0        | 0        | 3         | 3.0        |            |
| Okeke, Chuma              | 2018-19        | 5-4        | 125       | 25.0        | 16-36       | .444        | 6-16       | .375        | 9-13       | .692         | 15 18 33     | 6.6        | 13-0       | 5        | 10       | 6        | 9        | 47        | 9.4        |            |
| Patrick, Larry            | 1990-91        | 4-0        | 60        | 15.0        | 7-20        | .350        | 1-6        | .167        | 3-3        | 1.000        | -- --        | 4 1.0      | 7-0        | 2        | 0        | 0        | 1        | 14        | 3.5        |            |
| Payne, Allen              | 2011-13-14     | 3-3        | 62        | 20.7        | 6-15        | .400        | 1-4        | .250        | 0-0        | .000         | 2 4 6        | 2.0        | 7-0        | 2        | 8        | 0        | 1        | 13        | 4.4        |            |
| <b>Patterson, Presley</b> | <b>2024</b>    | <b>1-0</b> | <b>2</b>  | <b>2.0</b>  | <b>0-0</b>  | <b>.000</b> | <b>0-0</b> | <b>.000</b> | <b>0-0</b> | <b>.000</b>  | <b>0 1 1</b> | <b>1.0</b> | <b>0-0</b> | <b>0</b> | <b>0</b> | <b>0</b> | <b>0</b> | <b>0</b>  | <b>0</b>   | <b>0.0</b> |
| Person, Adrian            | 1999           | 2-0        | 14        | 7.0         | 1-7         | .143        | 0-3        | .000        | 0-0        | .000         | -- --        | 5 2.5      | 3-0        | 0        | 1        | 0        | 0        | 2         | 1.0        |            |
| Person, Chuck             | 1983-84-85-86  | 9-9        | 320       | 35.6        | 71-133      | .534        | -- --      | --          | 17-19      | .895         | -- --        | 60 6.7     | 19-1       | 9        | 16       | 2        | 9        | 159       | 17.7       |            |
| Person, Wesley            | 1991-93-94     | 5-5        | 183       | 36.6        | 40-81       | .494        | 11-24      | .458        | 12-20      | .600         | 0 18 35      | 7.0        | 11-0       | 11       | 11       | 5        | 15       | 103       | 20.6       |            |
| Pohlman, Scott            | 1998-99-00-01  | 7-4        | 173       | 24.7        | 19-54       | .352        | 7-27       | .259        | 15-17      | .882         | 2 5 12       | 1.7        | 15-1       | 5        | 11       | 0        | 7        | 60        | 8.6        |            |
| Poindexter, Frank         | 1980-81-82     | 5-1        | 129       | 25.8        | 17-35       | .486        | -- --      | --          | 9-13       | .692         | -- --        | 13 2.6     | 9-0        | 4        | 4        | 0        | 6        | 43        | 8.6        |            |
| Porter, Chris             | 1999           | 2-2        | 60        | 30.0        | 11-26       | .423        | 1-3        | .333        | 11-13      | .846         | -- --        | 14 7.0     | 5-0        | 2        | 4        | 0        | 6        | 34        | 17.0       |            |
| Price, Bubba              | 1979-80        | 5-5        | 201       | 40.2        | 32-50       | .640        | -- --      | --          | 16-26      | .615         | -- --        | 19 3.8     | 13-0       | 24       | 14       | 0        | 10       | 80        | 16.0       |            |
| Price, Jordan             | 2013           | 1-1        | 15        | 15.0        | 2-4         | .500        | 1-2        | .500        | 0-0        | .000         | 1 0 1        | 1.0        | 1-0        | 1        | 1        | 0        | 1        | 5         | 5.0        |            |
| Powell, Quan              | 2007-08        | 2-1        | 35        | 17.5        | 7-8         | .875        | 2-2        | 1.000       | 2-2        | 1.000        | 2 5 7        | 3.5        | 8-1        | 0        | 5        | 0        | 0        | 18        | 9.0        |            |
| Purifoy, Danjel           | 2017-19        | 5-1        | 97        | 19.4        | 11-22       | .500        | 8-17       | .471        | 4-4        | 1.000        | 6 10 16      | 3.2        | 5-0        | 4        | 2        | 2        | 4        | 34        | 6.8        |            |
| Reed, DeWayne             | 2007-08-09-10  | 5-4        | 160       | 32.0        | 18-55       | .327        | 7-30       | .250        | 7-8        | .875         | 0 10 10      | 2.0        | 10-0       | 27       | 11       | 0        | 3        | 50        | 10.0       |            |
| Reed, Trayvon             | 2015           | 1-0        | 13        | 13.0        | 0-0         | .000        | 0-0        | .000        | 1-2        | .500         | 1 1 2        | 2.0        | 3-0        | 0        | 1        | 0        | 0        | 1         | 1.0        |            |
| Rice, T.J.                | 2012           | 1-0        | 0         | 0.0         | 0-0         | .000        | 0-0        | .000        | 0-0        | .000         | 0 0 0        | 0.0        | 0-0        | 0        | 0        | 0        | 0        | 0         | 0.0        |            |
| Robertson, Quantez        | 2006-07-08-09  | 5-5        | 153       | 30.6        | 14-30       | .467        | 4-11       | .364        | 9-12       | .750         | 3 6 9        | 1.8        | 15-1       | 14       | 6        | 1        | 9        | 41        | 8.2        |            |
| Robinson, Brandon         | 2002-03-04     | 4-1        | 83        | 20.8        | 17-29       | .586        | 1-4        | .250        | 3-5        | .600         | 8 9 17       | 4.3        | 10-0       | 2        | 4        | 1        | 3        | 38        | 9.5        |            |
| Robinson, Doc             | 1997-98-99-00  | 8-8        | 249       | 31.1        | 25-75       | .333        | 10-31      | .323        | 22-25      | .880         | 1 9 27       | 3.0        | 16-0       | 27       | 25       | 3        | 4        | 82        | 10.3       |            |
| Rogers, Chris             | 2005           | 1-0        | 2         | 2.0         | 0-0         | .000        | 0-0        | .000        | 0-0        | .000         | 1 0 1        | 1.0        | 0-0        | 1        | 0        | 0        | 0        | 0         | 0.0        |            |
| Ross, Earnest             | 2010-11        | 2-1        | 41        | 20.5        | 1-10        | .100        | 0-5        | .000        | 2-2        | 1.000        | 2 3 5        | 2.5        | 3-0        | 1        | 2        | 0        | 1        | 4         | 2.0        |            |
| Ross-Miller, K.C.         | 2015           | 4-4        | 118       | 29.5        | 9-29        | .310        | 3-5        | .600        | 20-28      | .714         | 5 13 18      | 4.5        | 11-0       | 11       | 8        | 0        | 5        | 41        | 10.3       |            |
| Sawyer, Rick              | 1982           | 1-0        | 1         | 1.0         | 0-0         | .000        | -- --      | --          | 0-0        | .000         | -- --        | 1 0.5      | 0-0        | 0        | 0        | 0        | 0        | 0         | 0.0        |            |
| <b>Scott, Addarin</b>     | <b>2024</b>    | <b>1-0</b> | <b>2</b>  | <b>2.0</b>  | <b>0-1</b>  | <b>.000</b> | <b>0-0</b> | <b>.000</b> | <b>0-0</b> | <b>.000</b>  | <b>0 1 1</b> | <b>1.0</b> | <b>0-0</b> | <b>0</b> | <b>0</b> | <b>0</b> | <b>1</b> | <b>0</b>  | <b>0.0</b> |            |
| Shamsid-Deen, Tahj        | 2014           | 1-1        | 31        | 31.0        | 1-10        | .100        | 1-5        | .200        | 1-2        | .500         | 0 0 0        | 0.0        | 1-0        | 2        | 1        | 0        | 1        | 4         | 4.0        |            |
| Sharp, Reggie             | 1999-00-01     | 5-0        | 57        | 11.4        | 3-12        | .250        | 2-9        | .222        | 0-0        | .000         | 0 2 3        | 0.6        | 3-0        | 4        | 3        | 0        | 1        | 8         | 1.6        |            |
| Smith, Abe                | 1999-00        | 3-0        | 3         | 1.0         | 0-1         | .000        | 0-0        | .000        | 1-2        | .500         | -- --        | 0 0.0      | 0-0        | 0        | 1        | 0        | 0        | 1         | 0.3        |            |
| Smith, Bryant             | 1996-97-98-99  | 7-3        | 17        | 2.4         | 19-43       | .442        | 5-16       | .313        | 9-13       | .692         | -- --        | 26 3.7     | 13-0       | 8        | 9        | 0        | 9        | 52        | 7.4        |            |
| Smith, Jabari             | 2022           | 1-1        | 31        | 31.0        | 5-16        | .313        | 3-10       | .300        | 4-6        | .667         | 1 8 9        | 9.0        | 2-0        | 4        | 1        | 2        | 2        | 17        | 17.0       |            |
| Smith, LaRon              | 2017           | 1-0        | 7         | 7.0         | 0-0         | .000        | 0-0        | .000        | 0-0        | .000         | 0 1 1        | 1.0        | 2-0        | 0        | 0        | 0        | 0        | 0         | 0.0        |            |
| Smith, Leonard            | 1994           | 2-0        | 26        | 13.0        | 0-4         | .000        | 0-0        | .000        | 1-2        | .500         | 0 1 1        | 0.5        | 3-0        | 0        | 1        | 0        | 1        | 1         | 0.5        |            |
| Smith, Richard            | 1990           | 2-0        | 16        | 8.0         | 0-1         | .000        | 0-0        | .000        | 1-2        | .500         | -- --        | 2 1.0      | 3-0        | 0        | 2        | 0        | 0        | 1         | 0.5        |            |
| <b>Sobera, Carter</b>     | <b>2024</b>    | <b>1-0</b> | <b>2</b>  | <b>2.0</b>  | <b>0-0</b>  | <b>.000</b> | <b>0-0</b> | <b>.000</b> | <b>0-0</b> | <b>.000</b>  | <b>0 0 0</b> | <b>0.0</b> | <b>0-0</b> | <b>0</b> | <b>0</b> | <b>0</b> | <b>0</b> | <b>0</b>  | <b>0.0</b> |            |
| Spencer, Dylan            | 2011           | 2-0        | 1         | 1.0         | 0-0         | .000        | 0-0        | .000        | 0-0        | .000         | 0 0 0        | 0.0        | 0-0        | 0        | 0        | 0        | 0        | 0         | 0.0        |            |
| Spencer, Horace           | 2016-18-19     | 6-2        | 136       | 22.7        | 12-25       | .480        | 1-2        | .500        | 9-14       | .643         | 11 15 26     | 4.3        | 17-0       | 2        | 7        | 13       | 11       | 34        | 5.7        |            |
| Stockton, Cole            | 2015-16        | 2-0        | 3         | 1.5         | 1-3         | .333        | 1-2        | .500        | 0-0        | .000         | 0 0 0        | 0.0        | 0-0        | 0        | 0        | 0        | 0        | 3         | 1.5        |            |
| Strickland, Vern          | 1984           | 3-0        | 58        | 19.3        | 5-8         | .625        | -- --      | --          | 0-0        | .000         | -- --        | 10 3.3     | 3-0        | 4        | 2        | 0        | 2        | 10        | 3.3        |            |
| Stringer, Eric            | 1979-80-81     | 6-5        | 213       | 35.5        | 22-32       | .688        | -- --      | --          | 9-15       | .600         | -- --        | 9 1.5      | 11-0       | 27       | 12       | 0        | 8        | 53        | 8.8        |            |
| Stuart, Shawn             | 1994           | 2-2        | 30        | 15.0        | 1-3         | .333        | 1-1        | 1.000       | 0-0        | .000         | 0 2 2        | 1.0        | 9-1        | 4        | 3        | 0        | 1        | 3         | 1.5        |            |
| Sullivan, Frankie         | 2009-10-12-13  | 5-3        | 153       | 30.6        | 27-62       | .436        | 9-38       | .237        | 19-24      | .792         | 3 8 11       | 2.2        | 11-0       | 4        | 11       | 3        | 6        | 82        | 16.4       |            |
| Swinson, Aaron            | 1993-94        | 3-3        | 103       | 34.3        | 19-37       | .514        | 0-0        | .000        | 5-11       | .455         | 0 29 29      | 9.7        | 7-1        | 3        | 7        | 1        | 0        | 43        | 14.3       |            |
| Thompson, Alex            | 2014-15        | 5-0        | 67        | 13.4        | 6-14        | .429        | 3-8        | .375        | 3-7        | .429         | 3 5 8        | 1.6        | 15-0       | 2        | 1        | 2        | 2        | 18        | 3.6        |            |
| Tolbert, Frank            | 2005-06-07-08  | 5-5        | 161       | 32.2        | 20-47       | .426        | 7-19       | .368        | 15-20      | .750         | 14 11 25     | 5.0        | 18-1       | 2        | 15       | 4        | 2        | 62        | 12.4       |            |
| Traore, Yohan             | 2023           | 1-0        | 1         | 1.0         | 0-0         | .000        | 0-0        | .000        | 0-0        | .000         | 0 0 0        | 0.0        | 1-0        | 0        | 0        | 0        | 0        | 0         | 0.0        |            |
| Tucker, Rodney            | 2003           | 1-0        | 2         | 2.0         | 0-2         | .000        | 0-0        | .000        | 0-0        | .000         | 0 0 0        | 0.0        | 0-0        | 0        | 0        | 0        | 0        | 0         | 0.0        |            |
| Turner, Greg              | 1982-83-84     | 6-3        | 151       | 25.2        | 17-36       | .472        | -- --      | --          | 11-20      | .550         | -- --        | 21 3.5     | 15-0       | 3        | 8        | 1        | 1        | 45        | 7.5        |            |
| Valavicius, Rich          | 1979           | 3-3        | 126       | 42.0        | 11-25       | .440        | -- --      | --          | 3-4        | .750         | -- --        | 11 3.7     | 8-0        | 7        | 7        | 1        | 1        | 25        | 8.3        |            |
| Waddell, Devin            | 2015-16        | 5-1        | 72        | 14.4        | 2-8         | .250        | 0-2        | .000        | 2-3        | .667         | 6 7 13       | 2.6        | 13-0       | 3        | 2        | 1        | 0        | 6         | 1.2        |            |
| Wade, Dion                | 2014           | 1-0        | 12        | 12.0        | 1-3         | .333        | 1-2        | .500        | 0-1        | .000         | 0 1 1        | 1.0        | 0-0        | 0        | 0        | 0        | 0        | 3         | 3.0        |            |
| Walker, Jonathan          | 2016           | 1-0        | 2         | 2.0         | 0-0         | .000        | 0-0        | .000        | 0-0        | .000         | 1 1 2        | 2.0        | 0-0        | 0        | 0        | 0        | 0        | 0         | 0.0        |            |
| Wallace, Josh             | 2011-12-13     | 3-3        | 93        | 31.0        | 7-14        | .500        | 0-1        | .000        | 2-2        | 1.000        | 3 8 11       | 3.7        | 8-0        | 12       | 3        | 0        | 4        | 16        | 5.3        |            |
| Waller, Tay               | 2009-10        | 3-3        | 103       | 34.3        | 9-28        | .321        | 7-22       | .318        | 3-5        | .600         | 3 10 13      | 4.3        | 10-0       | 8        | 3        | 0        | 5        | 28        | 9.3        |            |
| Watson, Nathan            | 2003-04-05     | 5-2        | 135       | 19.5        | 14-28       | .500        | 5-12       | .417        | 5-7        | .714         | 6 8 14       | 2.8        | 11-0       | 8        | 9        | 2        | 6        | 38        | 7.6        |            |
| Weems, Lance              | 1993-94-95-96  | 7-5        | 171       | 24.4        | 13-37       | .351        | 9-19       | .474        | 8-19       | .800         | 0 7 12       | 1.7        | 15-0       | 9        | 14       | 3        | 3        | 43        | 6.1        |            |
| White, Gerald             | 1984-85-86-87  | 10-10      | 304       | 30.4        | 20-68       | .294        | 5-12       | .417        | 13-15      | .867         | -- --        | 20 2.0     | 27-0       | 56       | 28       | 0        | 9        | 58        | 5.8        |            |
| Wiley, Aubrey             | 1993-94        | 3-3        | 87        | 29.0        | 15-29       | .517        | 0-1        | .000        | 5-8        | .625         | 0 27 27      | 9.0        | 6-0        | 3        | 3        | 1        | 2        | 35        | 11.7       |            |
| Wiley, Austin             | 2017-19        | 4-1        | 31        | 7.8         | 7-11        | .636        | 0-0        | .000        | 2-2        | 1.000        | 2 3 5        | 1.3        | 6-0        | 1        | 2        | 2        | 1        | 16        | 4.0        |            |
| <b>Williams, Jaylin</b>   | <b>2022-24</b> | <b>3-2</b> | <b>58</b> | <b>19.3</b> | <b>3-10</b> | <b>.300</b> | <b>1-4</b> | <b>.250</b> | <b>4-4</b> | <b>1.000</b> | <b>1 6 7</b> | <b>2.3</b> | <b>2-0</b> | <b>2</b> | <b>3</b> | <b>2</b> | <b>2</b> | <b>11</b> | <b>3.7</b> |            |
| Williams Jr., Larry       | 2008           | 1-0        | 1         | 1.0         | 0-0         | .000        | 0-0        | .000        | 0-0        | .000         | 0 0 0        | 0.0        | 0-0        | 0        | 0        | 0        | 0        | 0         | 0.0        |            |
| Williams, Franklin        | 1995-96-97-98  | 7-1        | 10        |             |             |             |            |             |            |              |              |            |            |          |          |          |          |           |            |            |

## TEAM GAME-BY-GAME

| Opponent              | PTS | FG-A  | Pct. | 3FG-A | Pct. | FT-A  | Pct. | O-D-TOT  | PF | A  | TO | STL | BLK |
|-----------------------|-----|-------|------|-------|------|-------|------|----------|----|----|----|-----|-----|
| Auburn                | 82  | 28-63 | .444 | 9-19  | .474 | 17-25 | .680 | 14-24-38 | 32 | 18 | 15 | 5   | 10  |
| vs. Baylor            | 88  | 26-60 | .433 | 9-19  | .474 | 27-34 | .794 | 14-24-38 | 22 | 10 | 15 | 10  | 4   |
| Auburn                | 86  | 29-70 | .414 | 11-32 | .344 | 17-20 | .850 | 15-31-46 | 19 | 21 | 11 | 6   | 7   |
| vs. SE Louisiana      | 71  | 25-63 | .397 | 5-14  | .357 | 16-22 | .727 | 10-23-33 | 19 | 6  | 9  | 5   | 1   |
| Auburn                | 83  | 31-58 | .534 | 9-20  | .450 | 12-16 | .750 | 9-26-35  | 18 | 22 | 13 | 6   | 5   |
| vs. Notre Dame        | 59  | 21-62 | .339 | 2-26  | .077 | 15-19 | .789 | 14-21-35 | 16 | 9  | 13 | 9   | 2   |
| Auburn                | 77  | 25-52 | .481 | 8-24  | .333 | 19-27 | .704 | 11-23-34 | 17 | 20 | 13 | 4   | 3   |
| vs. St. Bonaventure   | 60  | 23-58 | .397 | 3-24  | .125 | 11-13 | .846 | 12-20-32 | 20 | 12 | 16 | 5   | 1   |
| Auburn                | 84  | 26-55 | .473 | 6-24  | .250 | 26-36 | .722 | 13-35-48 | 17 | 19 | 13 | 9   | 6   |
| vs. Alabama A&M       | 54  | 19-57 | .333 | 3-15  | .200 | 13-17 | .765 | 6-21-27  | 26 | 6  | 14 | 3   | 8   |
| Auburn                | 74  | 24-62 | .387 | 2-16  | .125 | 24-36 | .667 | 17-23-40 | 22 | 12 | 8  | 11  | 7   |
| vs. Virginia Tech     | 57  | 14-51 | .275 | 6-20  | .300 | 23-31 | .742 | 17-27-44 | 25 | 7  | 21 | 5   | 2   |
| Auburn                | 64  | 26-66 | .394 | 3-27  | .111 | 9-19  | .474 | 20-28-48 | 18 | 17 | 10 | 3   | 2   |
| at Appalachian State  | 69  | 22-51 | .431 | 8-17  | .471 | 17-23 | .739 | 6-26-32  | 13 | 9  | 7  | 6   | 2   |
| Auburn                | 104 | 35-72 | .486 | 14-29 | .483 | 20-23 | .870 | 11-28-39 | 21 | 25 | 3  | 8   | 3   |
| vs. Indiana           | 76  | 24-56 | .429 | 6-17  | .353 | 22-29 | .759 | 8-27-35  | 22 | 14 | 12 | 2   | 4   |
| Auburn                | 87  | 34-64 | .531 | 7-21  | .333 | 12-15 | .800 | 9-27-36  | 16 | 19 | 7  | 9   | 5   |
| vs. UNC Asheville     | 62  | 23-51 | .451 | 7-17  | .412 | 9-18  | .500 | 4-22-26  | 9  | 14 | 14 | 6   | 1   |
| Auburn                | 91  | 29-61 | .475 | 8-21  | .381 | 25-32 | .781 | 10-25-35 | 22 | 18 | 8  | 9   | 7   |
| vs. USC               | 75  | 24-60 | .400 | 6-19  | .316 | 21-26 | .808 | 13-25-38 | 22 | 9  | 15 | 4   | 3   |
| Auburn                | 82  | 25-54 | .463 | 6-24  | .250 | 26-32 | .813 | 11-30-41 | 13 | 14 | 18 | 11  | 5   |
| vs. Alabama State     | 62  | 22-56 | .393 | 4-18  | .222 | 14-16 | .875 | 6-21-27  | 24 | 7  | 18 | 14  | 5   |
| Auburn                | 101 | 37-66 | .561 | 11-25 | .440 | 16-21 | .762 | 15-31-46 | 14 | 23 | 9  | 7   | 8   |
| vs. Chattanooga       | 66  | 22-61 | .361 | 11-33 | .333 | 11-16 | .688 | 7-16-23  | 18 | 16 | 10 | 5   | 3   |
| Auburn                | 88  | 31-63 | .492 | 12-35 | .343 | 14-18 | .778 | 11-26-37 | 11 | 19 | 6  | 6   | 5   |
| vs. Penn              | 66  | 25-61 | .410 | 10-28 | .357 | 8-14  | .571 | 12-23-35 | 12 | 11 | 13 | 4   | 2   |
| Auburn                | 83  | 34-70 | .486 | 7-18  | .389 | 8-11  | .727 | 11-35-46 | 14 | 16 | 7  | 5   | 5   |
| at Arkansas           | 51  | 18-58 | .310 | 7-24  | .292 | 8-15  | .533 | 7-25-32  | 11 | 8  | 13 | 4   | 4   |
| Auburn                | 66  | 20-51 | .392 | 5-22  | .227 | 21-26 | .808 | 8-26-34  | 15 | 18 | 12 | 7   | 6   |
| vs. Texas A&M         | 55  | 18-62 | .290 | 3-19  | .158 | 16-19 | .842 | 19-25-44 | 20 | 8  | 19 | 11  | 2   |
| Auburn                | 93  | 28-61 | .459 | 10-25 | .400 | 27-31 | .871 | 8-24-32  | 18 | 20 | 8  | 15  | 7   |
| vs. LSU               | 78  | 25-60 | .417 | 9-23  | .391 | 19-25 | .760 | 12-27-39 | 21 | 12 | 16 | 6   | 3   |
| Auburn                | 80  | 27-58 | .466 | 8-25  | .320 | 18-22 | .818 | 14-25-39 | 22 | 13 | 10 | 9   | 5   |
| at Vanderbilt         | 65  | 20-53 | .377 | 4-18  | .222 | 21-30 | .700 | 13-17-30 | 18 | 4  | 11 | 8   | 2   |
| Auburn                | 82  | 32-55 | .582 | 8-18  | .444 | 10-11 | .909 | 10-19-29 | 17 | 19 | 16 | 9   | 5   |
| vs. Ole Miss          | 59  | 21-57 | .368 | 4-17  | .235 | 13-18 | .722 | 16-14-30 | 13 | 11 | 17 | 10  | 3   |
| Auburn                | 75  | 28-67 | .418 | 5-25  | .200 | 14-18 | .778 | 12-29-41 | 20 | 11 | 11 | 10  | 10  |
| at Alabama            | 79  | 26-68 | .382 | 11-30 | .367 | 16-19 | .842 | 16-30-46 | 19 | 13 | 14 | 6   | 3   |
| Auburn                | 58  | 19-56 | .339 | 6-24  | .250 | 14-16 | .875 | 6-24-30  | 16 | 12 | 11 | 8   | 6   |
| at Mississippi State  | 64  | 25-57 | .439 | 5-21  | .238 | 9-18  | .500 | 14-31-45 | 13 | 11 | 14 | 5   | 3   |
| Auburn                | 81  | 28-63 | .444 | 10-26 | .385 | 15-21 | .714 | 12-33-45 | 21 | 21 | 13 | 5   | 7   |
| vs. Vanderbilt        | 54  | 15-56 | .268 | 4-17  | .235 | 20-28 | .714 | 11-23-34 | 20 | 6  | 12 | 6   | 5   |
| Auburn                | 91  | 35-64 | .547 | 12-27 | .444 | 9-13  | .692 | 14-28-42 | 16 | 25 | 11 | 4   | 6   |
| at Ole Miss           | 77  | 28-62 | .452 | 8-19  | .421 | 13-17 | .765 | 8-18-26  | 14 | 20 | 8  | 5   | 6   |
| Auburn                | 99  | 27-64 | .422 | 5-19  | .263 | 40-50 | .800 | 15-27-42 | 28 | 15 | 5  | 13  | 12  |
| vs. Alabama           | 81  | 22-59 | .373 | 9-26  | .346 | 28-35 | .800 | 14-21-35 | 33 | 8  | 15 | 2   | 5   |
| Auburn                | 65  | 24-57 | .421 | 3-17  | .176 | 14-26 | .538 | 14-27-41 | 18 | 10 | 15 | 1   | 2   |
| at Florida            | 81  | 27-67 | .485 | 7-21  | .333 | 20-26 | .769 | 16-27-43 | 24 | 9  | 7  | 10  | 6   |
| Auburn                | 101 | 36-59 | .633 | 12-20 | .600 | 17-19 | .895 | 5-24-29  | 18 | 22 | 7  | 10  | 6   |
| vs. South Carolina    | 61  | 18-52 | .357 | 3-15  | .200 | 22-28 | .786 | 11-18-29 | 19 | 5  | 13 | 6   | 4   |
| Auburn                | 59  | 17-55 | .309 | 4-22  | .182 | 21-30 | .700 | 14-22-36 | 16 | 11 | 11 | 8   | 5   |
| vs. Kentucky          | 70  | 24-54 | .444 | 4-13  | .308 | 18-24 | .750 | 10-29-39 | 23 | 10 | 12 | 8   | 3   |
| Auburn                | 97  | 36-58 | .621 | 14-26 | .538 | 11-16 | .688 | 8-25-33  | 24 | 16 | 9  | 3   | 5   |
| at Georgia            | 76  | 24-55 | .436 | 3-14  | .214 | 25-31 | .806 | 7-17-24  | 17 | 5  | 6  | 6   | 2   |
| Auburn                | 84  | 27-59 | .458 | 9-22  | .409 | 21-28 | .750 | 9-21-30  | 25 | 20 | 16 | 11  | 3   |
| at Tennessee          | 92  | 28-55 | .509 | 9-17  | .529 | 27-35 | .771 | 10-27-37 | 21 | 13 | 14 | 6   | 5   |
| Auburn                | 78  | 28-56 | .500 | 9-19  | .474 | 13-17 | .765 | 8-22-30  | 19 | 19 | 10 | 8   | 9   |
| vs. Mississippi State | 63  | 22-56 | .393 | 7-20  | .350 | 12-20 | .600 | 14-22-36 | 18 | 11 | 13 | 6   | 2   |
| Auburn                | 101 | 34-65 | .523 | 8-23  | .348 | 25-29 | .862 | 14-27-41 | 25 | 16 | 11 | 4   | 8   |
| at Missouri           | 74  | 19-56 | .339 | 5-15  | .333 | 31-35 | .886 | 10-18-28 | 25 | 7  | 11 | 7   | 6   |
| Auburn                | 92  | 33-64 | .516 | 11-23 | .478 | 15-25 | .600 | 10-26-36 | 21 | 29 | 11 | 8   | 6   |
| vs. Georgia           | 78  | 27-64 | .422 | 7-22  | .318 | 17-30 | .567 | 14-24-38 | 17 | 9  | 11 | 7   | 0   |
| Auburn                | 86  | 34-69 | .529 | 9-19  | .474 | 9-17  | .529 | 12-30-42 | 21 | 18 | 5  | 6   | 8   |
| vs. South Carolina    | 55  | 16-57 | .281 | 3-12  | .250 | 20-28 | .714 | 13-27-40 | 16 | 9  | 10 | 2   | 4   |

# TEAM GAME-BY-GAME | SPECIALTY STATISTICS

| Opponent              | P.O.T. | PAINT | 2ND CH PTS | FTBRK | BENCH | DUNKS | TIME LEADING | TIME TRAILING | TIMES TIED |
|-----------------------|--------|-------|------------|-------|-------|-------|--------------|---------------|------------|
| Auburn                | 16     | 34    | 12         | 14    | 39    | 1     | 25:20        | 11:08         | 5          |
| vs. Baylor            | 18     | 32    | 17         | 9     | 25    | 0     | 11:08        | 25:20         | 5          |
| Auburn                | 10     | 36    | 17         | 12    | 46    | 2     | 35:29        | 3:39          | 0          |
| vs. SE Louisiana      | 12     | 32    | 19         | 11    | 9     | 0     | 3:39         | 35:29         | 0          |
| Auburn                | 24     | 38    | 13         | 7     | 30    | 3     | 39:33        | 0:00          | 1          |
| vs. Notre Dame        | 8      | 36    | 16         | 2     | 21    | 1     | 0:00         | 39:33         | 1          |
| Auburn                | 24     | 32    | 16         | 10    | 25    | 4     | 38:06        | 00:54         | 3          |
| vs. St. Bonaventure   | 15     | 32    | 11         | 7     | 22    | 2     | 00:54        | 38:06         | 3          |
| Auburn                | 13     | 40    | 16         | 20    | 49    | 8     | 39:27        | 0:00          | 0          |
| vs. Alabama A&M       | 15     | 28    | 3          | 13    | 41    | 0     | 0:00         | 39:27         | 0          |
| Auburn                | 30     | 42    | 26         | 13    | 33    | 5     | 39:07        | 0:00          | 0          |
| vs. Virginia Tech     | 5      | 14    | 14         | 3     | 29    | 0     | 0:00         | 39:07         | 0          |
| Auburn                | 10     | 42    | 15         | 6     | 27    | 4     | 8:37         | 26:47         | 7          |
| at Appalachian State  | 15     | 22    | 4          | 7     | 40    | 0     | 26:47        | 8:37          | 7          |
| Auburn                | 15     | 32    | 11         | 20    | 40    | 3     | 27:23        | 10:59         | 2          |
| vs. Indiana           | 2      | 30    | 8          | 10    | 21    | 0     | 10:59        | 27:23         | 2          |
| Auburn                | 17     | 50    | 11         | 23    | 51    | 5     | 35:00        | 1:31          | 4          |
| vs. UNC Asheville     | 7      | 28    | 9          | 8     | 17    | 2     | 1:31         | 35:00         | 4          |
| Auburn                | 19     | 42    | 12         | 12    | 36    | 4     | 37:10        | 2:27          | 0          |
| vs. USC               | 5      | 32    | 10         | 8     | 30    | 1     | 2:27         | 37:10         | 0          |
| Auburn                | 19     | 36    | 15         | 20    | 31    | 3     | 35:37        | 2:05          | 3          |
| vs. Alabama State     | 12     | 22    | 4          | 11    | 20    | 1     | 2:05         | 35:37         | 3          |
| Auburn                | 15     | 52    | 17         | 14    | 43    | 9     | 39:21        | 0:00          | 0          |
| vs. Chattanooga       | 2      | 20    | 4          | 0     | 20    | 2     | 0:00         | 39:21         | 0          |
| Auburn                | 15     | 28    | 10         | 11    | 39    | 3     | 39:17        | 0:00          | 0          |
| vs. Penn              | 5      | 26    | 11         | 7     | 16    | 0     | 0:00         | 39:17         | 0          |
| Auburn                | 10     | 48    | 13         | 17    | 46    | 6     | 30:30        | 5:48          | 6          |
| at Arkansas           | 6      | 18    | 4          | 7     | 9     | 3     | 5:48         | 30:30         | 6          |
| Auburn                | 17     | 28    | 1          | 14    | 26    | 7     | 29:19        | 8:02          | 3          |
| vs. Texas A&M         | 9      | 22    | 10         | 3     | 6     | 0     | 8:02         | 29:19         | 3          |
| Auburn                | 24     | 32    | 10         | 26    | 49    | 6     | 37:02        | 2:07          | 0          |
| vs. LSU               | 10     | 30    | 14         | 12    | 37    | 0     | 2:07         | 37:02         | 0          |
| Auburn                | 11     | 36    | 29         | 9     | 29    | 4     | 37:32        | 1:00          | 2          |
| at Vanderbilt         | 9      | 20    | 16         | 5     | 18    | 0     | 1:00         | 37:32         | 2          |
| Auburn                | 22     | 42    | 22         | 8     | 40    | 5     | 38:05        | 00:40         | 2          |
| vs. Ole Miss          | 17     | 28    | 17         | 11    | 18    | 1     | 00:40        | 38:05         | 2          |
| Auburn                | 15     | 38    | 12         | 8     | 29    | 5     | 7:49         | 31:08         | 2          |
| at Alabama            | 18     | 30    | 21         | 11    | 27    | 4     | 31:08        | 7:49          | 2          |
| Auburn                | 16     | 20    | 3          | 12    | 26    | 4     | 1:49         | 31:18         | 8          |
| at Mississippi State  | 9      | 34    | 12         | 12    | 7     | 3     | 31:18        | 1:49          | 8          |
| Auburn                | 14     | 32    | 11         | 14    | 23    | 3     | 39:20        | 00:00         | 0          |
| vs. Vanderbilt        | 12     | 22    | 8          | 9     | 6     | 0     | 00:00        | 39:20         | 0          |
| Auburn                | 11     | 44    | 15         | 9     | 36    | 5     | 11:46        | 25:45         | 4          |
| at Ole Miss           | 13     | 32    | 9          | 10    | 8     | 2     | 25:45        | 11:46         | 4          |
| Auburn                | 22     | 40    | 24         | 26    | 31    | 2     | 34:56        | 3:43          | 5          |
| vs. Alabama           | 10     | 26    | 12         | 8     | 8     | 1     | 3:43         | 34:56         | 5          |
| Auburn                | 7      | 40    | 14         | 8     | 31    | 4     | 0:00         | 39:39         | 0          |
| at Florida            | 16     | 38    | 14         | 10    | 28    | 2     | 39:39        | 0:00          | 0          |
| Auburn                | 25     | 36    | 5          | 16    | 39    | 5     | 35:16        | 2:58          | 1          |
| vs. South Carolina    | 8      | 30    | 13         | 2     | 1     | 1     | 2:58         | 35:16         | 1          |
| Auburn                | 10     | 26    | 10         | 9     | 28    | 0     | 0:00         | 38:39         | 1          |
| vs. Kentucky          | 23     | 36    | 20         | 13    | 15    | 4     | 38:39        | 0:00          | 1          |
| Auburn                | 8      | 38    | 4          | 17    | 17    | 1     | 38:33        | 0:00          | 3          |
| at Georgia            | 10     | 36    | 11         | 3     | 16    | 0     | 0:00         | 38:33         | 3          |
| Auburn                | 11     | 30    | 13         | 11    | 27    | 1     | 5:27         | 31:57         | 8          |
| at Tennessee          | 18     | 28    | 7          | 8     | 18    | 3     | 31:57        | 5:27          | 8          |
| Auburn                | 8      | 28    | 10         | 12    | 26    | 2     | 39:39        | 0:00          | 0          |
| vs. Mississippi State | 13     | 30    | 10         | 12    | 13    | 4     | 0:00         | 39:39         | 0          |
| Auburn                | 12     | 48    | 22         | 18    | 35    | 4     | 37:09        | 2:05          | 1          |
| at Missouri           | 6      | 22    | 7          | 7     | 19    | 0     | 2:05         | 37:09         | 1          |
| Auburn                | 19     | 36    | 18         | 20    | 34    | 6     | 39:14        | 0:00          | 0          |
| vs. Georgia           | 17     | 38    | 18         | 2     | 21    | 3     | 0:00         | 39:14         | 0          |
| Auburn                | 17     | 42    | 11         | 6     | 41    | 4     | 36:19        | 2:18          | 1          |
| vs. South Carolina    | 2      | 22    | 12         | 4     | 16    | 3     | 2:18         | 36:19         | 1          |



**K.D. JOHNSON**  
 G | 6-0 | 190 | Sr.  
 Atlanta, Ga.  
 (Hargrave Military Academy (Va.))



**SEASON SUPERLATIVES**

**Points:** 14 vs. Texas A&M (1/9/24), vs. Indiana (12/9/23)  
**Field Goals Made:** 5 vs. Indiana (12/9/23)  
**Field Goals Attempted:** 10 vs. Kentucky (2/17/24), vs. Alabama (2/7/24)  
**3-Point Field Goals Made:** 3 vs. Alabama State (12/22/23)  
**3-Point Field Goals Attempted:**  
 5 vs. Alabama State (12/22/23), vs. Southeastern Louisiana (11/10/23)  
**Free Throws Made:** 6 vs. LSU (1/13/24), vs. Notre Dame (11/16/23)  
**Free Throws Attempted:** 7 vs. Notre Dame (11/16/23)  
**Rebounds:** 5 vs. South Carolina (3/15/24), vs. Penn (1/2/24)  
**Assists:** 4 vs. Penn (1/2/24)  
**Blocks:** 2 vs. St. Bonaventure (11/17/23)  
**Steals:** 4 vs. UNC Asheville (12/13/23)  
**Minutes Played:** 25 vs. Kentucky (2/17/24)  
**Double-Figure Games:** 9  
**20-Point Games:** None  
**10-Rebound Games:** None  
**5-Steal Games:** None  
**Double-Doubles:** None  
**Dunks:** 5

**CAREER SUPERLATIVES**

**Points:** 27 vs. UConn (11/24/21)  
**Field Goals Made:** 9 at Tennessee (2/10/21), vs. Auburn (1/13/21)  
**Field Goals Attempted:** 22 at Georgia (2/5/22)  
**3-Point Field Goals Made:** 4 (five times)  
**3-Point Field Goals Attempted:** 9 vs. George Mason (11/7/22)  
**Free Throws Made:** 11 vs. UConn (11/24/21)  
**Free Throws Attempted:** 16 vs. UConn (11/24/21)  
**Rebounds:** 8 at Alabama (1/11/22)  
**Assists:** 7 vs. Jacksonville State (3/18/22)  
**Blocks:** 2 vs. St. Bonaventure (11/17/23), vs. Auburn (1/13/21)  
**Steals:** 5 vs. UConn (11/24/21), vs. Syracuse (11/26/21)  
**Minutes Played:** 37 vs. UConn (11/24/21)  
**Double-Figure Games:** 60  
**20-Point Games:** 9  
**10-Rebound Games:** None  
**5-Steal Games:** 2  
**Double-Doubles:** None  
**Dunks:** 11

**CAREER HONORS**

- 2022-23 Preseason All-SEC Second Team
- 2020-21 SEC All-Freshman Team
- SEC Freshman of the Week (Jan. 18, 2021)

**2023-24 GAME-BY-GAME STATISTICS**

| Opponent              | GS | Min. | FG-A | 3FG-A | FT-A  | O-D-T | PF | A | TO | BLK | STL | PTS |
|-----------------------|----|------|------|-------|-------|-------|----|---|----|-----|-----|-----|
| vs. Baylor            | 16 | 3-5  | 0-1  | 0-0   | 0-0-0 | 4     | 0  | 1 | 0  | 1   | 6   |     |
| SE Louisiana          | 19 | 4-9  | 2-5  | 3-3   | 0-2-2 | 2     | 3  | 0 | 0  | 0   | 13  |     |
| vs. Notre Dame        | 22 | 1-6  | 0-2  | 6-7   | 0-3-3 | 2     | 0  | 1 | 0  | 1   | 8   |     |
| vs. St. Bonaventure   | 18 | 4-7  | 1-4  | 0-0   | 0-0-0 | 2     | 3  | 0 | 2  | 1   | 9   |     |
| Alabama A&M           | 11 | 2-4  | 1-3  | 1-2   | 0-2-2 | 3     | 1  | 1 | 1  | 0   | 6   |     |
| Virginia Tech         | 12 | 1-6  | 0-3  | 0-0   | 0-2-2 | 6     | 0  | 1 | 0  | 1   | 2   |     |
| at App State          | 8  | 0-3  | 0-3  | 0-0   | 1-1-2 | 1     | 1  | 0 | 0  | 1   | 0   |     |
| vs. Indiana           | 19 | 5-9  | 1-2  | 3-3   | 0-2-2 | 3     | 3  | 0 | 0  | 1   | 14  |     |
| vs. UNC Asheville     | 15 | 2-4  | 1-2  | 1-2   | 0-3-3 | 2     | 2  | 0 | 0  | 4   | 6   |     |
| USC                   | 17 | 2-6  | 0-2  | 1-2   | 1-0-1 | 3     | 0  | 3 | 0  | 1   | 5   |     |
| Alabama State         | 15 | 3-6  | 3-5  | 4-4   | 1-1-2 | 1     | 0  | 1 | 0  | 2   | 13  |     |
| Chattanooga           | 19 | 2-4  | 2-2  | 0-0   | 0-1-1 | 3     | 1  | 0 | 0  | 0   | 6   |     |
| Penn                  | 22 | 3-6  | 1-4  | 4-6   | 2-3-5 | 1     | 4  | 0 | 0  | 1   | 11  |     |
| at Arkansas           | 19 | 2-8  | 0-2  | 2-2   | 0-2-2 | 2     | 2  | 1 | 0  | 0   | 6   |     |
| Texas A&M             | 21 | 4-8  | 2-3  | 4-6   | 1-2-3 | 0     | 2  | 0 | 0  | 2   | 14  |     |
| LSU                   | 21 | 1-6  | 0-2  | 6-6   | 0-3-3 | 3     | 1  | 0 | 0  | 0   | 8   |     |
| at Vanderbilt         | 17 | 0-4  | 0-3  | 2-4   | 0-1-1 | 4     | 1  | 1 | 0  | 2   | 2   |     |
| Ole Miss              | 19 | 3-8  | 1-4  | 1-1   | 0-2-2 | 3     | 1  | 1 | 0  | 2   | 8   |     |
| at Alabama            | 22 | 3-7  | 0-4  | 2-2   | 0-2-2 | 4     | 2  | 2 | 1  | 0   | 8   |     |
| at Mississippi St.    | 22 | 1-6  | 0-2  | 0-0   | 0-1-1 | 1     | 1  | 1 | 0  | 3   | 2   |     |
| Vanderbilt            | 14 | 0-2  | 0-0  | 2-2   | 0-0-0 | 1     | 0  | 2 | 0  | 1   | 2   |     |
| at Ole Miss           | 13 | 4-4  | 1-1  | 2-2   | 1-1-2 | 2     | 3  | 0 | 0  | 1   | 11  |     |
| Alabama               | 21 | 2-10 | 1-3  | 2-4   | 0-0-0 | 3     | 1  | 0 | 1  | 3   | 7   |     |
| at Florida            | 20 | 4-7  | 1-4  | 3-6   | 0-3-3 | 1     | 0  | 3 | 0  | 0   | 12  |     |
| South Carolina        | 19 | 2-3  | 1-2  | 4-4   | 0-2-2 | 4     | 1  | 1 | 0  | 3   | 9   |     |
| Kentucky              | 25 | 3-10 | 0-2  | 0-0   | 1-1-2 | 3     | 1  | 1 | 2  | 1   | 6   |     |
| at Georgia            | 21 | 3-6  | 2-4  | 0-0   | 0-1-1 | 5     | 3  | 2 | 0  | 0   | 8   |     |
| at Tennessee          | 16 | 2-5  | 1-2  | 5-5   | 0-0-0 | 3     | 1  | 1 | 0  | 1   | 10  |     |
| Mississippi State     | 9  | 1-4  | 1-4  | 0-0   | 0-0-0 | 0     | 0  | 0 | 1  | 0   | 3   |     |
| at Missouri           | 15 | 1-6  | 0-3  | 1-1   | 0-0-0 | 5     | 2  | 1 | 0  | 0   | 3   |     |
| Georgia               | 14 | 2-6  | 1-3  | 1-2   | 1-2-3 | 2     | 2  | 1 | 0  | 1   | 6   |     |
| vs. South Carolina    | 10 | 4-7  | 2-3  | 0-1   | 1-4-5 | 3     | 3  | 1 | 0  | 0   | 10  |     |
| vs. Mississippi State |    |      |      |       |       |       |    |   |    |     |     |     |

**JOHNSON'S CAREER STATISTICS**


| SEASON               | TEAM | GP-GS         | MIN/AVG          | Field Goals    |             |                | 3-Point     |                | F-Throws    |           | Rebounds   |            |            |              | Scoring    |            |           |            |             |             |
|----------------------|------|---------------|------------------|----------------|-------------|----------------|-------------|----------------|-------------|-----------|------------|------------|------------|--------------|------------|------------|-----------|------------|-------------|-------------|
|                      |      |               |                  | FG-FGA         | FG%         | 3FG-3FGA       | 3FG%        | FT-FTA         | FT%         | OFF       | DEF        | TOT        | AVG        | PF-FO        | A          | TO         | BLK       | STL        | PTS         | AVG         |
| 2020-21              | UGa  | 16-0          | 362/22.6         | 68-161         | .422        | 24-62          | .387        | 56-91          | .615        | 11        | 33         | 44         | 2.8        | 45-0         | 19         | 34         | 3         | 29         | 216         | 13.5        |
| 2021-22              | AUB  | 34-31         | 941/27.7         | 133-345        | .386        | 45-155         | .290        | 106-147        | .721        | 19        | 78         | 97         | 2.9        | 87-0         | 53         | 62         | 2         | 64         | 417         | 12.3        |
| 2022-23              | AUB  | 33-0          | 722/21.9         | 90-236         | .381        | 36-108         | .333        | 77-111         | .694        | 15        | 48         | 63         | 1.9        | 76-0         | 43         | 50         | 1         | 36         | 293         | 8.9         |
| 2023-24              | AUB  | 32-1          | 565/17.7         | 74-192         | .385        | 26-89          | .292        | 60-77          | .779        | 10        | 47         | 57         | 1.8        | 82-3         | 45         | 28         | 7         | 38         | 234         | 7.3         |
| <b>TOTAL FOR AUB</b> |      | <b>99-32</b>  | <b>2229/22.5</b> | <b>297-773</b> | <b>.384</b> | <b>107-352</b> | <b>.304</b> | <b>243-335</b> | <b>.725</b> | <b>44</b> | <b>173</b> | <b>217</b> | <b>2.2</b> | <b>245-3</b> | <b>141</b> | <b>140</b> | <b>10</b> | <b>138</b> | <b>944</b>  | <b>9.5</b>  |
| <b>TOTAL</b>         |      | <b>115-32</b> | <b>2590/22.5</b> | <b>365-934</b> | <b>.391</b> | <b>131-414</b> | <b>.316</b> | <b>299-426</b> | <b>.702</b> | <b>55</b> | <b>206</b> | <b>261</b> | <b>2.3</b> | <b>290-3</b> | <b>160</b> | <b>174</b> | <b>13</b> | <b>167</b> | <b>1160</b> | <b>10.1</b> |

# 1

## ADEN HOLLOWAY

G | 6-1 | 178 | Fr.  
Charlotte, N.C.  
(Prolific Prep)

**\*\*2024 SEC All-Freshman Team\*\***



### SEASON SUPERLATIVES

**Points:** 24 vs. Indiana (12/9/23)  
**Field Goals Made:** 7 vs. Indiana (12/9/23)  
**Field Goals Attempted:** 15 vs. Baylor (11/7/23)  
**3-Point Field Goals Made:** 5 at Georgia (2/24/24), vs. Indiana (12/9/23)  
**3-Point Field Goals Attempted:** 10 vs. LSU (1/13/24)  
**Free Throws Made:** 5 vs. Indiana (12/9/23), vs. Alabama A&M (11/21/23)  
**Free Throws Attempted:** 7 vs. Alabama A&M (11/21/23)  
**Rebounds:** 5 at Arkansas (1/6/24)  
**Assists:** 6 (three times)  
**Blocks:** 1 vs. Baylor (11/7/23)  
**Steals:** 3 vs. Virginia Tech (11/29/23)  
**Minutes Played:** 26 at Appalachian State (12/3/23), vs. Baylor (11/7/23)  
**Double-Figure Games:** 9  
**20-Point Games:** None  
**10-Rebound Games:** None  
**10-Assist Games:** None  
**5-Steal Games:** None  
**Double-Doubles:** None  
**Dunks:** None

### CAREER SUPERLATIVES

**Points:** 24 vs. Indiana (12/9/23)  
**Field Goals Made:** 7 vs. Indiana (12/9/23)  
**Field Goals Attempted:** 15 vs. Baylor (11/7/23)  
**3-Point Field Goals Made:** 5 at Georgia (2/24/24), vs. Indiana (12/9/23)  
**3-Point Field Goals Attempted:** 10 vs. LSU (1/13/24)  
**Free Throws Made:** 5 vs. Indiana (12/9/23), vs. Alabama A&M (11/21/23)  
**Free Throws Attempted:** 7 vs. Alabama A&M (11/21/23)  
**Rebounds:** 5 at Arkansas (1/6/24)  
**Assists:** 6 (three times)  
**Blocks:** 1 vs. Baylor (11/7/23)  
**Steals:** 3 vs. Virginia Tech (11/29/23)  
**Minutes Played:** 26 at Appalachian State (12/3/23), vs. Baylor (11/7/23)  
**Double-Figure Games:** 9  
**20-Point Games:** None  
**10-Rebound Games:** None  
**10-Assist Games:** None  
**5-Steal Games:** None  
**Double-Doubles:** None  
**Dunks:** None

### CAREER HONORS

- 2024 SEC All-Freshman Team
- Two-Time SEC Freshman of the Week (11/13/23 and 12/11/23)
- 2023 McDonald's High School All-American

### 2023-24 GAME-BY-GAME STATISTICS

| Opponent              | GS | Min. | FG-A | 3FG-A | FT-A | O-D-T | PF | A | TO | BLK | STL | PTS |
|-----------------------|----|------|------|-------|------|-------|----|---|----|-----|-----|-----|
| vs. Baylor            |    | 26   | 6-15 | 4-8   | 3-5  | 0-3-3 | 0  | 6 | 3  | 1   | 0   | 19  |
| SE Louisiana          |    | 22   | 4-10 | 3-8   | 0-0  | 0-0-0 | 2  | 3 | 0  | 0   | 0   | 11  |
| vs. Notre Dame        | *  | 22   | 5-9  | 4-5   | 1-1  | 1-0-1 | 1  | 5 | 2  | 0   | 0   | 15  |
| vs. St. Bonaventure*  |    | 24   | 2-10 | 2-7   | 2-2  | 0-0-0 | 2  | 3 | 2  | 0   | 0   | 8   |
| Alabama A&M           | *  | 22   | 3-9  | 2-7   | 5-7  | 0-1-1 | 1  | 2 | 0  | 0   | 0   | 13  |
| Virginia Tech         | *  | 22   | 0-7  | 0-2   | 0-0  | 0-1-1 | 2  | 2 | 1  | 0   | 3   | 0   |
| at App State          | *  | 26   | 2-10 | 0-6   | 4-5  | 0-0-0 | 3  | 2 | 1  | 0   | 0   | 8   |
| vs. Indiana           | *  | 22   | 7-11 | 5-8   | 5-5  | 0-1-1 | 2  | 2 | 0  | 0   | 0   | 24  |
| vs. UNC Asheville     | *  | 20   | 3-11 | 1-5   | 0-0  | 1-1-2 | 0  | 5 | 1  | 0   | 0   | 7   |
| USC                   | *  | 23   | 5-10 | 4-7   | 1-2  | 0-2-2 | 2  | 6 | 0  | 0   | 0   | 15  |
| Alabama State         | *  | 19   | 2-6  | 2-6   | 0-0  | 0-1-1 | 1  | 4 | 2  | 0   | 0   | 6   |
| Chattanooga           | *  | 21   | 2-10 | 2-8   | 2-2  | 0-4-4 | 1  | 5 | 0  | 0   | 0   | 8   |
| Penn                  | *  | 18   | 1-5  | 1-5   | 0-0  | 0-1-1 | 1  | 6 | 1  | 0   | 1   | 3   |
| at Arkansas           | *  | 20   | 2-9  | 1-4   | 0-0  | 1-4-5 | 1  | 0 | 0  | 0   | 0   | 5   |
| Texas A&M             | *  | 18   | 2-6  | 2-6   | 0-0  | 0-1-1 | 1  | 1 | 1  | 0   | 0   | 6   |
| LSU                   | *  | 22   | 5-13 | 3-10  | 0-0  | 0-1-1 | 1  | 3 | 1  | 0   | 1   | 13  |
| at Vanderbilt         | *  | 19   | 3-8  | 2-6   | 2-2  | 0-1-1 | 4  | 1 | 1  | 0   | 0   | 10  |
| Ole Miss              | *  | 22   | 3-7  | 1-4   | 2-2  | 1-0-1 | 0  | 3 | 0  | 0   | 1   | 9   |
| at Alabama            | *  | 22   | 0-7  | 0-5   | 2-3  | 1-1-2 | 0  | 3 | 1  | 0   | 0   | 2   |
| at Mississippi St.    |    | 19   | 2-8  | 2-7   | 1-2  | 0-2-2 | 2  | 1 | 3  | 0   | 0   | 7   |
| Vanderbilt            |    | 15   | 0-5  | 0-5   | 1-2  | 0-3-3 | 1  | 2 | 1  | 0   | 0   | 1   |
| at Ole Miss           |    | 15   | 2-5  | 1-4   | 1-2  | 0-0-0 | 1  | 3 | 1  | 0   | 0   | 6   |
| Alabama               |    | 15   | 1-6  | 1-5   | 3-4  | 1-0-1 | 0  | 1 | 0  | 0   | 1   | 6   |
| at Florida            |    | 15   | 0-5  | 0-2   | 0-0  | 0-2-2 | 2  | 1 | 0  | 0   | 0   | 0   |
| South Carolina        |    | 10   | 1-3  | 0-2   | 0-0  | 0-2-2 | 0  | 3 | 0  | 0   | 1   | 2   |
| Kentucky              |    | 15   | 1-5  | 0-3   | 2-3  | 0-2-2 | 0  | 0 | 0  | 0   | 1   | 4   |
| at Georgia            | *  | 28   | 5-10 | 5-8   | 0-0  | 0-1-1 | 1  | 3 | 1  | 0   | 0   | 15  |
| at Tennessee          | *  | 21   | 2-5  | 1-3   | 0-0  | 0-0-0 | 4  | 2 | 1  | 0   | 0   | 5   |
| Mississippi State     | *  | 21   | 0-1  | 0-0   | 0-0  | 0-1-1 | 1  | 1 | 1  | 0   | 2   | 0   |
| at Missouri           | *  | 22   | 3-5  | 1-3   | 2-2  | 0-2-2 | 2  | 5 | 0  | 0   | 1   | 9   |
| Georgia               | *  | 21   | 2-5  | 0-3   | 0-0  | 0-0-0 | 0  | 1 | 2  | 0   | 1   | 4   |
| vs. South Carolina    | *  | 22   | 4-8  | 1-2   | 0-0  | 2-3-5 | 2  | 1 | 0  | 0   | 0   | 9   |
| vs. Mississippi State |    |      |      |       |      |       |    |   |    |     |     |     |

### HOLLOWAY'S CAREER STATISTICS

| SEASON       | TEAM | GP-GS        | MIN/AVG         | Field Goals   |             | 3-Point       |             | F-Throws     |             | Rebounds |           |           |            | Scoring     |           |           |          |           |            |            |
|--------------|------|--------------|-----------------|---------------|-------------|---------------|-------------|--------------|-------------|----------|-----------|-----------|------------|-------------|-----------|-----------|----------|-----------|------------|------------|
|              |      |              |                 | FG-FGA        | FG%         | 3FG-3FGA      | 3FG%        | FT-FTA       | FT%         | OFF      | DEF       | TOT       | AVG        | PF-FO       | A         | TO        | BLK      | STL       | PTS        | AVG        |
| 2023-24      | AUB  | 32-23        | 653/20.4        | 80-244        | .328        | 51-164        | .311        | 39-51        | .765        | 8        | 41        | 49        | 1.5        | 41-0        | 86        | 27        | 1        | 13        | 250        | 7.8        |
| <b>TOTAL</b> |      | <b>32-23</b> | <b>653/20.4</b> | <b>80-244</b> | <b>.328</b> | <b>51-164</b> | <b>.311</b> | <b>39-51</b> | <b>.765</b> | <b>8</b> | <b>41</b> | <b>49</b> | <b>1.5</b> | <b>41-0</b> | <b>86</b> | <b>27</b> | <b>1</b> | <b>13</b> | <b>250</b> | <b>7.8</b> |

2

# JAYLIN WILLIAMS

F | 6-8 | 245 | Gr.

Nahunta, Ga.

(Brantley County HS)

\*\*2024 All-SEC Second Team\*\*



### SEASON SUPERLATIVES

**Points:** 24 vs. Indiana (12/9/23)  
**Field Goals Made:** 9 vs. Chattanooga (12/30/23)  
**Field Goals Attempted:** 14 vs. Indiana (12/9/23)  
**3-Point Field Goals Made:** 5 vs. South Carolina (2/14/24)  
**3-Point Field Goals Attempted:** 7 vs. South Carolina (2/14/24)  
**Free Throws Made:** 9 vs. Alabama (2/7/24)  
**Free Throws Attempted:** 10 vs. Alabama (2/7/24)  
**Rebounds:** 11 at Alabama (1/24/24)  
**Assists:** 7 vs. Indiana (12/9/23)  
**Blocks:** 2 (five times)  
**Steals:** 3 vs. Alabama A&M (11/21/23)  
**Minutes Played:** 35 vs. Texas A&M (1/9/24)  
**Double-Figure Games:** 20  
**20-Point Games:** 8  
**10-Rebound Games:** 2  
**5-Steal Games:** None  
**Double-Doubles:** 1  
**Dunks:** 31

### CAREER SUPERLATIVES

**Points:** 26 vs. Alabama (2/7/24)  
**Field Goals Made:** 9 vs. Chattanooga (12/30/23), vs. Georgia (2/2/21)  
**Field Goals Attempted:** 15 vs. Mississippi State (1/14/23)  
**3-Point Field Goals Made:** 6 at Ole Miss (1/6/21)  
**3-Point Field Goals Attempted:** 10 at Ole Miss (1/6/21)  
**Free Throws Made:** 9 vs. Alabama (2/7/24)  
**Free Throws Attempted:** 10 vs. Alabama (2/7/24), vs. Tennessee (2/27/21)  
**Rebounds:** 11 (three times)  
**Assists:** 8 vs. Memphis (12/12/20)  
**Blocks:** 5 at Georgia (1/13/21)  
**Steals:** 4 vs. Texas Southern (11/18/22)  
**Minutes Played:** 37 vs. Saint Joseph's (11/26/20)  
**Double-Figure Games:** 62  
**20-Point Games:** 12  
**10-Rebound Games:** 5  
**Double-Doubles:** 2  
**Dunks:** 76

### CAREER HONORS

- 2024 All-SEC Second Team
- SEC Player of the Week (12/11/13)
- 2023 Legends Classic All-Tournament Team
- Three-Time SEC Academic Honor Roll (2020-21, 2021-22 and 2022-23)
- 2022-23 SEC Community Service Team
- 2022 Cancun Challenge Tournament MVP (Riviera Division)
- 2022 Cancun Challenge All-Tournament Team (Riviera Division)

### 2023-24 GAME-BY-GAME STATISTICS

| Opponent              | GS | Min. | FG-A | 3FG-A | FT-A | O-D-T  | PF | A | TO | BLK | STL | PTS |
|-----------------------|----|------|------|-------|------|--------|----|---|----|-----|-----|-----|
| vs. Baylor            | *  | 26   | 2-6  | 0-1   | 0-0  | 2-4-6  | 1  | 1 | 2  | 1   | 0   | 4   |
| SE Louisiana          | *  | 21   | 2-7  | 2-5   | 3-4  | 2-1-3  | 1  | 2 | 1  | 2   | 1   | 9   |
| vs. Notre Dame        | *  | 22   | 5-9  | 1-3   | 0-0  | 1-6-7  | 0  | 2 | 1  | 2   | 0   | 11  |
| vs. St. Bonaventure*  |    | 22   | 4-6  | 0-1   | 3-3  | 3-7-10 | 2  | 1 | 2  | 0   | 1   | 11  |
| Alabama A&M           | *  | 18   | 3-4  | 1-2   | 3-4  | 1-5-6  | 0  | 1 | 0  | 1   | 3   | 10  |
| Virginia Tech         | *  | 13   | 1-4  | 0-1   | 1-1  | 2-3-5  | 4  | 2 | 1  | 0   | 2   | 3   |
| at App State          | *  | 22   | 3-5  | 0-1   | 0-1  | 0-3-3  | 2  | 0 | 1  | 0   | 0   | 6   |
| vs. Indiana           | *  | 29   | 8-14 | 2-4   | 6-9  | 2-4-6  | 3  | 7 | 0  | 1   | 1   | 24  |
| vs. UNC Asheville     | *  | 18   | 3-6  | 0-0   | 2-2  | 1-3-4  | 1  | 3 | 2  | 0   | 2   | 8   |
| USC                   | *  | 26   | 6-9  | 2-4   | 0-1  | 0-3-3  | 2  | 2 | 0  | 0   | 0   | 14  |
| Alabama State         | *  | 20   | 7-10 | 0-3   | 6-6  | 0-3-3  | 2  | 1 | 2  | 0   | 1   | 20  |
| Chattanooga           | *  | 18   | 9-9  | 2-2   | 1-1  | 3-2-5  | 0  | 1 | 1  | 0   | 1   | 21  |
| Penn                  | *  | 28   | 3-7  | 2-5   | 0-0  | 2-1-3  | 0  | 3 | 1  | 1   | 0   | 8   |
| at Arkansas           | *  | 25   | 5-9  | 1-3   | 0-0  | 0-3-3  | 0  | 1 | 1  | 0   | 0   | 11  |
| Texas A&M             | *  | 35   | 8-10 | 1-2   | 5-5  | 1-7-8  | 2  | 3 | 1  | 0   | 0   | 22  |
| LSU                   | *  | 24   | 2-2  | 2-2   | 3-5  | 1-6-7  | 3  | 3 | 2  | 0   | 1   | 9   |
| at Vanderbilt         | *  | 28   | 7-7  | 2-2   | 5-5  | 2-6-8  | 1  | 3 | 1  | 1   | 1   | 21  |
| Ole Miss              | *  | 22   | 5-7  | 1-1   | 2-2  | 1-0-1  | 2  | 1 | 1  | 1   | 0   | 13  |
| at Alabama            | *  | 29   | 3-9  | 0-3   | 1-2  | 2-9-11 | 1  | 0 | 2  | 0   | 1   | 7   |
| at Mississippi St.    | *  | 26   | 3-11 | 0-4   | 4-4  | 2-3-5  | 0  | 3 | 1  | 0   | 1   | 10  |
| Vanderbilt            | *  | 27   | 7-9  | 3-4   | 4-6  | 1-1-2  | 3  | 4 | 1  | 0   | 1   | 21  |
| at Ole Miss           | *  | 28   | 6-11 | 1-4   | 3-4  | 2-3-5  | 2  | 2 | 3  | 0   | 0   | 16  |
| Alabama               | *  | 31   | 8-13 | 1-3   | 9-10 | 1-5-6  | 3  | 1 | 0  | 2   | 1   | 26  |
| at Florida            | *  | 21   | 3-10 | 0-1   | 0-0  | 0-0-0  | 1  | 0 | 2  | 0   | 0   | 6   |
| South Carolina        | *  | 24   | 8-11 | 5-7   | 2-2  | 1-1-2  | 3  | 1 | 0  | 0   | 2   | 23  |
| Kentucky              | *  | 24   | 1-5  | 0-2   | 1-2  | 0-0-0  | 0  | 1 | 1  | 0   | 1   | 3   |
| at Georgia            |    | DNP  |      |       |      |        |    |   |    |     |     |     |
| at Tennessee          |    | 20   | 4-9  | 1-4   | 3-3  | 1-2-3  | 3  | 4 | 0  | 0   | 1   | 12  |
| Mississippi State     | *  | 22   | 1-3  | 0-1   | 8-8  | 0-3-3  | 3  | 3 | 1  | 2   | 0   | 10  |
| at Missouri           | *  | 25   | 5-7  | 0-1   | 5-5  | 0-2-2  | 1  | 0 | 1  | 2   | 0   | 15  |
| Georgia               | *  | 23   | 6-10 | 1-2   | 0-2  | 1-1-2  | 2  | 3 | 0  | 0   | 0   | 13  |
| vs. South Carolina    | *  | 20   | 1-2  | 1-1   | 0-0  | 0-5-5  | 2  | 0 | 1  | 2   | 0   | 3   |
| vs. Mississippi State |    |      |      |       |      |        |    |   |    |     |     |     |

### WILLIAMS' CAREER STATISTICS

| SEASON       | TEAM | GP-GS         | MIN/AVG          | Field Goals    |             | 3-Point        |             | F-Throws       |             | Rebounds   |            |            |            | Scoring      |            |            |            |           |             |            |
|--------------|------|---------------|------------------|----------------|-------------|----------------|-------------|----------------|-------------|------------|------------|------------|------------|--------------|------------|------------|------------|-----------|-------------|------------|
|              |      |               |                  | FG-FGA         | FG%         | 3FG-3FGA       | 3FG%        | FT-FTA         | FT%         | OFF        | DEF        | TOT        | AVG        | PF-FO        | A          | TO         | BLK        | STL       | PTS         | AVG        |
| 2019-20      | AUB  | 14-0          | 100/7.1          | 15-28          | .536        | 1-9            | .111        | 3-3            | 1.000       | 8          | 17         | 25         | 1.8        | 12-0         | 6          | 6          | 5          | 6         | 34          | 2.4        |
| 2020-21      | AUB  | 27-27         | 713/26.4         | 116-224        | .518        | 32-94          | .340        | 31-49          | .633        | 36         | 91         | 127        | 4.7        | 66-0         | 54         | 49         | 39         | 18        | 295         | 10.9       |
| 2021-22      | AUB  | 33-0          | 462/14.0         | 72-151         | .477        | 15-51          | .294        | 27-33          | .818        | 33         | 55         | 88         | 2.7        | 57-1         | 27         | 30         | 16         | 8         | 186         | 5.6        |
| 2022-23      | AUB  | 33-33         | 918/27.8         | 136-292        | .466        | 40-113         | .354        | 56-73          | .767        | 41         | 113        | 154        | 4.7        | 78-2         | 74         | 39         | 25         | 35        | 368         | 11.2       |
| 2023-24      | AUB  | 31-30         | 743/24.0         | 139-241        | .577        | 32-79          | .405        | 80-97          | .825        | 35         | 102        | 137        | 4.4        | 50-0         | 59         | 33         | 18         | 22        | 390         | 12.6       |
| <b>TOTAL</b> |      | <b>138-90</b> | <b>2936/21.3</b> | <b>478-936</b> | <b>.511</b> | <b>120-346</b> | <b>.347</b> | <b>197-255</b> | <b>.773</b> | <b>153</b> | <b>378</b> | <b>531</b> | <b>3.8</b> | <b>263-3</b> | <b>220</b> | <b>157</b> | <b>103</b> | <b>89</b> | <b>1273</b> | <b>9.2</b> |

3

TRE DONALDSON

G | 6-3 | 200 | So.

Tallahassee, Fla.

(Florida State Univ. School)



SEASON SUPERLATIVES

**Points:** 15 vs. UNC Asheville (12/13/23)  
**Field Goals Made:** 6 vs. UNC Asheville (12/13/23)  
**FG Attempted:** 12 at Appalachian State (12/3/23)  
**3-Point Field Goals Made:** 3 at Missouri (3/5/24)  
**3-Point Field Goals Attempted:** 5 (three times)  
**Free Throws Made:** 4 (three times)  
**Free Throws Attempted:** 4 (four times)  
**Rebounds:** 7 (three times)  
**Assists:** 6 (three times)  
**Blocks:** None  
**Steals:** 2 (five times)  
**Minutes Played:** 25 at Ole Miss (2/3/24)  
**Double-Figure Games:** 9  
**20-Point Games:** None  
**10-Rebound Games:** None  
**5-Steal Games:** None  
**Double-Doubles:** None  
**Dunks:** 2

CAREER SUPERLATIVES

**Points:** 15 vs. UNC Asheville (12/13/23)  
**Field Goals Made:** 6 vs. UNC Asheville (12/13/23)  
**Field Goals Attempted:** 12 at Appalachian State (12/3/23)  
**3-Point Field Goals Made:** 3 at Missouri (3/5/24), vs. Iowa (3/16/23)  
**3-Point Field Goals Attempted:** 5 (three times)  
**Free Throws Made:** 4 (three times)  
**Free Throws Attempted:** 4 (four times)  
**Rebounds:** 7 (three times)  
**Assists:** 7 at Washington (12/21/22)  
**Blocks:** 1 vs. Houston (3/18/23)  
**Steals:** 4 at USC (12/18/22)  
**Minutes Played:** 25 at Ole Miss (2/3/24)  
**Double-Figure Games:** 11  
**20-Point Games:** None  
**10-Rebound Games:** None  
**Double-Doubles:** None  
**Dunks:** 4

CAREER HONORS

• 2022-23 First-Year SEC Academic Honor Roll

2023-24 GAME-BY-GAME STATISTICS

| Opponent              | GS | Min. | FG-A | 3FG-A | FT-A | O-D-T | PF | A | TO | BLK | STL | PTS |
|-----------------------|----|------|------|-------|------|-------|----|---|----|-----|-----|-----|
| vs. Baylor            | *  | 14   | 2-3  | 0-1   | 2-2  | 0-3-3 | 4  | 1 | 4  | 0   | 0   | 6   |
| SE Louisiana          | *  | 18   | 1-4  | 1-2   | 0-0  | 0-3-3 | 2  | 4 | 1  | 0   | 0   | 3   |
| vs. Notre Dame        |    | 16   | 4-6  | 2-4   | 0-0  | 0-1-1 | 2  | 5 | 0  | 0   | 1   | 10  |
| vs. St. Bonaventure   |    | 16   | 1-2  | 1-2   | 0-0  | 0-0-0 | 0  | 3 | 3  | 0   | 0   | 3   |
| Alabama A&M           | *  | 21   | 2-5  | 0-1   | 2-2  | 1-2-3 | 1  | 3 | 3  | 0   | 0   | 6   |
| Virginia Tech         |    | 18   | 4-6  | 1-1   | 0-0  | 2-0-2 | 0  | 3 | 0  | 0   | 1   | 9   |
| at App State          |    | 23   | 5-12 | 2-5   | 0-0  | 2-1-3 | 1  | 5 | 2  | 0   | 1   | 12  |
| vs. Indiana           |    | 18   | 4-7  | 2-4   | 0-0  | 0-7-7 | 1  | 3 | 0  | 0   | 2   | 10  |
| vs. UNC Asheville     |    | 19   | 6-8  | 0-2   | 3-4  | 0-0-0 | 2  | 2 | 1  | 0   | 0   | 15  |
| USC                   |    | 16   | 3-4  | 0-0   | 1-1  | 0-2-2 | 0  | 5 | 1  | 0   | 2   | 7   |
| Alabama State         |    | 20   | 2-5  | 1-2   | 0-1  | 0-3-3 | 1  | 4 | 3  | 0   | 1   | 5   |
| Chattanooga           |    | 16   | 1-3  | 0-1   | 4-4  | 1-1-2 | 0  | 4 | 0  | 0   | 0   | 6   |
| Penn                  |    | 21   | 2-9  | 2-5   | 0-0  | 1-3-4 | 0  | 3 | 0  | 0   | 1   | 6   |
| at Arkansas           |    | 20   | 5-6  | 1-1   | 0-0  | 0-7-7 | 1  | 4 | 1  | 0   | 0   | 11  |
| Texas A&M             |    | 21   | 1-5  | 0-3   | 2-2  | 0-0-0 | 0  | 6 | 3  | 0   | 0   | 4   |
| LSU                   |    | 17   | 3-5  | 0-1   | 4-4  | 1-2-3 | 0  | 3 | 1  | 0   | 2   | 10  |
| at Vanderbilt         |    | 21   | 2-3  | 1-2   | 0-0  | 0-2-2 | 3  | 0 | 3  | 0   | 0   | 5   |
| Ole Miss              |    | 17   | 1-2  | 1-2   | 0-0  | 0-0-0 | 1  | 3 | 1  | 0   | 1   | 3   |
| at Alabama            |    | 18   | 3-5  | 2-3   | 0-0  | 0-1-1 | 0  | 3 | 0  | 0   | 1   | 8   |
| at Mississippi St.    | *  | 21   | 2-5  | 0-1   | 2-3  | 0-3-3 | 1  | 2 | 1  | 0   | 2   | 6   |
| Vanderbilt            | *  | 23   | 1-5  | 0-1   | 0-0  | 2-5-7 | 1  | 5 | 4  | 0   | 2   | 2   |
| at Ole Miss           | *  | 25   | 4-8  | 2-3   | 0-0  | 0-0-0 | 0  | 6 | 1  | 0   | 1   | 10  |
| Alabama               | *  | 23   | 5-9  | 0-0   | 4-4  | 1-5-6 | 1  | 4 | 2  | 0   | 1   | 14  |
| at Florida            | *  | 24   | 2-5  | 0-3   | 0-0  | 0-3-3 | 1  | 2 | 3  | 0   | 1   | 4   |
| South Carolina        | *  | 20   | 5-8  | 0-0   | 1-1  | 0-0-0 | 1  | 4 | 0  | 0   | 2   | 11  |
| Kentucky              | *  | 11   | 0-3  | 0-1   | 1-2  | 0-3-3 | 4  | 0 | 2  | 0   | 1   | 1   |
| at Georgia            |    | 12   | 0-2  | 0-1   | 0-1  | 0-2-2 | 1  | 0 | 0  | 0   | 0   | 0   |
| at Tennessee          |    | 17   | 0-1  | 0-0   | 0-0  | 0-1-1 | 2  | 3 | 1  | 0   | 1   | 0   |
| Mississippi State     |    | 19   | 2-6  | 0-1   | 0-0  | 0-0-0 | 3  | 6 | 0  | 0   | 0   | 4   |
| at Missouri           |    | 19   | 3-9  | 3-5   | 0-0  | 0-2-2 | 3  | 2 | 0  | 0   | 1   | 9   |
| Georgia               |    | 19   | 3-7  | 1-2   | 0-0  | 0-2-2 | 0  | 2 | 1  | 0   | 1   | 7   |
| vs. South Carolina    |    | 16   | 2-3  | 1-1   | 0-0  | 0-1-1 | 0  | 4 | 0  | 0   | 0   | 5   |
| vs. Mississippi State |    |      |      |       |      |       |    |   |    |     |     |     |

DONALDSON'S CAREER STATISTICS

| SEASON       | TEAM | GP-GS        | MIN/AVG         | Field Goals    |             | 3-Point      |             | F-Throws     |             | Rebounds  |            |            |            | Scoring     |            |           |          |           |            |            |
|--------------|------|--------------|-----------------|----------------|-------------|--------------|-------------|--------------|-------------|-----------|------------|------------|------------|-------------|------------|-----------|----------|-----------|------------|------------|
|              |      |              |                 | FG-FGA         | FG%         | 3FG-3FGA     | 3FG%        | FT-FTA       | FT%         | OFF       | DEF        | TOT        | AVG        | PF-FO       | A          | TO        | BLK      | STL       | PTS        | AVG        |
| 2022-23      | AUB  | 32-0         | 337/10.5        | 28-73          | .384        | 13-32        | .406        | 11-20        | .550        | 3         | 43         | 46         | 1.4        | 32-1        | 39         | 19        | 1        | 21        | 80         | 2.5        |
| 2023-24      | AUB  | 32-10        | 604/18.9        | 81-171         | .474        | 24-61        | .393        | 26-31        | .839        | 11        | 65         | 76         | 2.4        | 37-0        | 104        | 42        | 0        | 26        | 212        | 6.6        |
| <b>TOTAL</b> |      | <b>64-10</b> | <b>940/14.7</b> | <b>109-244</b> | <b>.447</b> | <b>37-93</b> | <b>.398</b> | <b>37-51</b> | <b>.725</b> | <b>14</b> | <b>108</b> | <b>122</b> | <b>1.9</b> | <b>69-1</b> | <b>143</b> | <b>61</b> | <b>1</b> | <b>47</b> | <b>292</b> | <b>4.6</b> |



4

# JOHNI BROOME

F/C | 6-10 | 240 | Jr.

Plant City, Fla.

(Morehead State)

\*\*2024 All-SEC First Team and SEC All-Defensive Team\*\*

\*\*The Sporting News All-America Third Team\*\*



## SEASON SUPERLATIVES

**Points:** 30 vs. Virginia Tech (11/29/23)  
**Field Goals Made:** 11 at Alabama (1/24/24), vs. Virginia Tech (11/29/23)  
**Field Goals Attempted:** 19 vs. Virginia Tech (11/29/23)  
**3-Point Field Goals Made:** 4 vs. South Carolina (2/14/24)  
**3-Point Field Goals Attempted:** 5 at Tennessee (2/28/24), vs. South Carolina (2/14/24)  
**Free Throws Made:** 9 vs. Alabama (2/7/24)  
**Free Throws Attempted:** 13 vs. Virginia Tech (11/29/23)  
**Rebounds:** 14 at Alabama (1/24/24)  
**Assists:** 7 at Ole Miss (2/3/24)  
**Blocks:** 5 (three times)  
**Steals:** 3 (four times)  
**Minutes Played:** 34 at Mississippi State (1/27/24)  
**Double-Figure Games:** 30  
**30-Point Games:** 1  
**20-Point Games:** 6  
**10-Rebound Games:** 12  
**Double-Doubles:** 12  
**Dunks:** 25

## CAREER SUPERLATIVES

**Points:** 32 vs. Murray State (3/5/22)  
**Field Goals Made:** 13 vs. Murray State (3/5/22)  
**Field Goals Attempted:** 21 at Xavier (12/15/21)  
**3-Point Field Goals Made:** 4 vs. South Carolina (2/14/24)  
**3-Point Field Goals Attempted:** 5 (three times)  
**Free Throws Made:** 9 vs. Alabama (2/7/24), vs. Presbyterian (12/6/21)  
**Free Throws Attempted:** 16 vs. Houston (3/18/23)  
**Rebounds:** 18 vs. Georgia (2/1/23), vs. Belmont (1/20/22)  
**Assists:** 7 at Ole Miss (2/3/24)  
**Blocks:** 12 vs. UT Martin (2/16/22)  
**Steals:** 4 vs. Colgate (12/2/22)  
**Minutes Played:** 37 at Murray State (1/29/22)  
**Double-Figure Games:** 113  
**30-Point Games:** 2  
**20-Point Games:** 28  
**10-Rebound Games:** 58  
**Double-Doubles:** 58  
**Dunks:** 94

## CAREER HONORS

- USBWA Oscar Robertson National Player of the Week (Feb. 5, 2024)
- SEC Player of the Week (Feb. 5, 2024)
- 2023-24 John R. Wooden Player of the Year Award Late Season Top 20 Watch List
- 2023 Legends Classic MVP and All-Tournament Team
- 2023-24 Naismith Trophy Player of the Year Watch List
- 2023-24 Preseason All-SEC First Team (Coaches and Media)
- 2023-24 Kareem Abdul-Jabbar Center of the Year Award Top 10 Watch List
- 2022-23 All-SEC Second Team
- 2022-23 USBWA All-District IV Team
- 2022 Cancun Challenge All-Tournament Team (Riviera Division)
- 2022-23 First-Year SEC Academic Honor Roll
- 2023 NABC Honors Court
- Two-Time NABC All-District 18 First Team (2020-21 and 2021-22)
- 2021-22 Ohio Valley Conference Defensive Player of the Year
- 2020-21 OVC Freshman of the Year
- Two-Time All-OVC First Team (2020-21 and 2021-22)
- Two-Time OVC All-Tournament Team (2020-21 and 2021-22)

## 2023-24 GAME-BY-GAME STATISTICS

| Opponent              | GS | Min. | FG-A  | 3FG-A | FT-A  | O-D-T   | PF | A | TO | BLK | STL | PTS |
|-----------------------|----|------|-------|-------|-------|---------|----|---|----|-----|-----|-----|
| vs. Baylor            | *  | 25   | 4-10  | 2-3   | 6-10  | 5-6-11  | 6  | 2 | 1  | 1   | 0   | 16  |
| SE Louisiana          | *  | 24   | 7-12  | 1-1   | 3-3   | 2-9-11  | 4  | 2 | 2  | 2   | 1   | 18  |
| vs. Notre Dame        | *  | 19   | 7-11  | 1-2   | 0-1   | 2-4-6   | 4  | 4 | 3  | 1   | 0   | 15  |
| vs. St. Bonaventure*  | 21 | 7-11 | 0-2   | 4-11  | 1-4-5 | 3       | 1  | 2 | 0  | 0   | 0   | 18  |
| Alabama A&M           | 21 | 3-7  | 0-2   | 4-6   | 2-3-5 | 2       | 2  | 2 | 0  | 1   | 10  |     |
| Virginia Tech         | *  | 26   | 11-19 | 0-2   | 8-13  | 7-6-13  | 1  | 0 | 2  | 3   | 1   | 30  |
| at App State          | *  | 27   | 10-16 | 0-3   | 1-7   | 4-9-13  | 2  | 1 | 2  | 2   | 0   | 21  |
| vs. Indiana           | *  | 21   | 1-6   | 0-1   | 0-0   | 2-5-7   | 4  | 3 | 1  | 2   | 2   | 2   |
| vs. UNC Asheville     | *  | 20   | 2-3   | 0-1   | 2-3   | 2-4-5   | 1  | 3 | 0  | 1   | 1   | 6   |
| USC                   | *  | 23   | 4-14  | 0-2   | 3-3   | 1-2-3   | 0  | 0 | 0  | 4   | 0   | 11  |
| Alabama State         | *  | 23   | 5-9   | 0-2   | 6-9   | 3-10-13 | 2  | 1 | 4  | 3   | 3   | 16  |
| Chattanooga           | *  | 20   | 9-12  | 0-1   | 0-1   | 2-6-8   | 2  | 0 | 1  | 4   | 0   | 18  |
| Penn                  | *  | 28   | 9-10  | 3-4   | 3-4   | 1-11-12 | 1  | 2 | 2  | 3   | 1   | 24  |
| at Arkansas           | *  | 25   | 7-13  | 0-2   | 0-0   | 3-5-8   | 1  | 3 | 2  | 2   | 2   | 14  |
| Texas A&M             | *  | 28   | 1-4   | 0-0   | 8-10  | 1-6-7   | 1  | 2 | 4  | 0   | 10  | 10  |
| LSU                   | *  | 22   | 6-12  | 1-1   | 5-6   | 2-5-7   | 4  | 1 | 0  | 0   | 3   | 18  |
| at Vanderbilt         | *  | 24   | 6-12  | 0-2   | 3-5   | 5-7-12  | 2  | 2 | 1  | 1   | 3   | 15  |
| Ole Miss              | *  | 21   | 5-9   | 1-2   | 2-2   | 2-3-5   | 2  | 2 | 4  | 1   | 3   | 13  |
| at Alabama            | *  | 25   | 11-17 | 1-2   | 2-2   | 4-10-14 | 5  | 1 | 1  | 5   | 0   | 25  |
| at Mississippi St.    | *  | 34   | 5-7   | 1-1   | 3-3   | 0-7-7   | 2  | 2 | 1  | 3   | 1   | 14  |
| Vanderbilt            | *  | 24   | 7-11  | 2-2   | 0-0   | 3-8-11  | 2  | 4 | 1  | 5   | 1   | 16  |
| at Ole Miss           | *  | 25   | 7-13  | 1-3   | 0-2   | 2-7-9   | 4  | 7 | 1  | 3   | 0   | 15  |
| Alabama               | *  | 26   | 7-16  | 1-4   | 9-11  | 1-6-7   | 0  | 2 | 1  | 5   | 2   | 24  |
| at Florida            | *  | 28   | 6-11  | 1-2   | 1-8   | 1-6-7   | 3  | 1 | 2  | 2   | 0   | 14  |
| South Carolina        | *  | 22   | 8-15  | 4-5   | 1-3   | 0-2-2   | 1  | 0 | 0  | 2   | 0   | 21  |
| Kentucky              | *  | 31   | 5-13  | 0-3   | 4-4   | 6-5-11  | 4  | 2 | 1  | 3   | 1   | 14  |
| at Georgia            | *  | 26   | 7-10  | 1-2   | 1-4   | 5-8-13  | 3  | 2 | 3  | 2   | 0   | 16  |
| at Tennessee          | *  | 33   | 9-16  | 2-5   | 3-7   | 2-7-9   | 0  | 5 | 3  | 1   | 2   | 23  |
| Mississippi State     | *  | 25   | 7-13  | 1-2   | 2-4   | 2-4-6   | 3  | 1 | 1  | 1   | 0   | 25  |
| at Missouri           | *  | 24   | 7-14  | 0-2   | 3-5   | 3-5-8   | 2  | 2 | 1  | 3   | 0   | 17  |
| Georgia               | *  | 25   | 4-10  | 0-1   | 6-8   | 0-6-6   | 3  | 5 | 2  | 2   | 1   | 14  |
| vs. South Carolina    | *  | 21   | 6-14  | 2-5   | 4-7   | 3-7-10  | 2  | 3 | 0  | 0   | 0   | 18  |
| vs. Mississippi State |    |      |       |       |       |         |    |   |    |     |     |     |

## BROOME'S CAREER STATISTICS

| SEASON               | TEAM | GP-GS          | MIN/AVG          | Field Goals     |             | 3-Point       |             | F-Throws       |             | Rebounds   |            |             |            | Scoring      |            |            |            |            |             |             |
|----------------------|------|----------------|------------------|-----------------|-------------|---------------|-------------|----------------|-------------|------------|------------|-------------|------------|--------------|------------|------------|------------|------------|-------------|-------------|
|                      |      |                |                  | FG-FGA          | FG%         | 3FG-3FGA      | 3FG%        | FT-FTA         | FT%         | OFF        | DEF        | TOT         | AVG        | PF-FO        | A          | TO         | BLK        | STL        | PTS         | AVG         |
| 2020-21              | More | 30-27          | 776/25.9         | 172-302         | .570        | 0-0           | .000        | 68-110         | .618        | 91         | 179        | 270         | 9.0        | 61-0         | 20         | 57         | 56         | 18         | 412         | 13.7        |
| 2021-22              | More | 34-34          | 961/28.3         | 244-440         | .555        | 0-5           | .000        | 84-132         | .636        | 112        | 246        | 358         | 10.5       | 84-1         | 41         | 81         | 131        | 24         | 572         | 16.8        |
| 2022-23              | AUB  | 33-33          | 875/26.5         | 194-368         | .527        | 9-31          | .290        | 70-125         | .560        | 96         | 181        | 277         | 8.4        | 99-4         | 44         | 57         | 78         | 29         | 467         | 14.2        |
| 2023-24              | AUB  | 32-31          | 795/24.8         | 200-370         | .541        | 26-72         | .361        | 97-162         | .599        | 79         | 193        | 272         | 8.5        | 76-2         | 68         | 49         | 71         | 29         | 523         | 16.3        |
| <b>TOTAL FOR AUB</b> |      | <b>65-64</b>   | <b>1669/25.7</b> | <b>394-738</b>  | <b>.534</b> | <b>35-103</b> | <b>.340</b> | <b>167-287</b> | <b>.582</b> | <b>175</b> | <b>374</b> | <b>549</b>  | <b>8.4</b> | <b>175-6</b> | <b>112</b> | <b>106</b> | <b>149</b> | <b>58</b>  | <b>990</b>  | <b>15.2</b> |
| <b>TOTAL</b>         |      | <b>129-125</b> | <b>3406/26.4</b> | <b>810-1480</b> | <b>.547</b> | <b>35-108</b> | <b>.324</b> | <b>319-529</b> | <b>.603</b> | <b>378</b> | <b>799</b> | <b>1177</b> | <b>9.1</b> | <b>320-7</b> | <b>173</b> | <b>244</b> | <b>336</b> | <b>100</b> | <b>1974</b> | <b>15.3</b> |

5

**CHRIS MOORE**  
 F | 6-6 | 220 | Sr.  
 West Memphis, Ark.  
 (West Memphis HS)



**SEASON SUPERLATIVES**

**Points:** 10 vs. Notre Dame (11/16/23)  
**Field Goals Made:** 3 vs. South Carolina (3/15/24), vs. UNC Asheville (12/13/23), vs. Notre Dame (11/16/23)  
**Field Goals Attempted:** 4 (three times)  
**3-Point Field Goals Made:** 1 (four times)  
**3-Point Field Goals Attempted:** 2 at Mississippi State (1/27/24)  
**Free Throws Made:** 4 vs. Alabama State (12/22/23)  
**Free Throws Attempted:** 4 (three times)  
**Rebounds:** 5 (three times)  
**Assists:** 5 vs. Chattanooga (12/30/23)  
**Blocks:** 2 vs. Baylor (11/7/23)  
**Steals:** 3 vs. Alabama (2/7/24)  
**Minutes Played:** 23 vs. Alabama A&M (11/21/23), vs. Baylor (11/7/23)  
**Double-Figure Games:** 1  
**20-Point Games:** None  
**10-Rebound Games:** None  
**5-Steal Games:** None  
**Double-Doubles:** None  
**Dunks:** 2

**CAREER SUPERLATIVES**

**Points:** 16 vs. ULM (11/12/21)  
**Field Goals Made:** 5 at Washington (12/21/22), vs. ULM (11/12/21)  
**Field Goals Attempted:** 9 vs. ULM (11/12/21)  
**3-Point Field Goals Made:** 3 vs. Texas Southern (11/18/22), vs. Missouri (1/26/21)  
**3-Point Field Goals Attempted:** 4 vs. Georgia (2/1/23), vs. Texas Southern (11/18/22)  
**Free Throws Made:** 6 vs. ULM (11/12/21)  
**Free Throws Attempted:** 6 at USC (12/18/22), vs. ULM (11/12/21)  
**Rebounds:** 7 vs. Texas Southern (11/18/22)  
**Assists:** 5 vs. Chattanooga (12/30/23)  
**Blocks:** 2 vs. Baylor (11/7/23), vs. Yale (12/4/21)  
**Steals:** 3 (three times)  
**Minutes Played:** 25 at Alabama (3/1/23), vs. Florida (12/28/22)  
**Double-Figure Games:** 6  
**20-Point Games:** None  
**10-Rebound Games:** None  
**Double-Doubles:** None  
**Dunks:** 10

**2023-24 GAME-BY-GAME STATISTICS**

| Opponent              | GS | Min. | FG-A | 3FG-A | FT-A | O-D-T | PF | A | TO | BLK | STL | PTS |
|-----------------------|----|------|------|-------|------|-------|----|---|----|-----|-----|-----|
| vs. Baylor            | *  | 23   | 2-4  | 0-0   | 0-0  | 0-2-2 | 4  | 1 | 0  | 2   | 0   | 4   |
| SE Louisiana          | *  | 12   | 1-2  | 0-1   | 0-0  | 1-1-2 | 0  | 1 | 1  | 1   | 0   | 2   |
| vs. Notre Dame        | *  | 22   | 3-4  | 1-1   | 3-4  | 3-1-4 | 0  | 2 | 0  | 0   | 0   | 10  |
| vs. St. Bonaventure   | *  | 20   | 1-3  | 0-1   | 1-1  | 1-2-3 | 0  | 2 | 2  | 0   | 0   | 3   |
| Alabama A&M           | *  | 23   | 0-1  | 0-1   | 0-0  | 1-4-5 | 2  | 2 | 0  | 1   | 0   | 0   |
| Virginia Tech         | *  | 20   | 0-2  | 0-1   | 0-2  | 1-0-1 | 2  | 0 | 1  | 1   | 0   | 0   |
| at App State          | *  | 13   | 0-0  | 0-0   | 2-2  | 2-0-2 | 1  | 1 | 2  | 0   | 0   | 2   |
| vs. Indiana           | *  | 11   | 1-3  | 0-1   | 0-0  | 0-2-2 | 1  | 0 | 0  | 0   | 0   | 2   |
| vs. UNC Asheville     | *  | 10   | 3-4  | 0-1   | 0-0  | 0-0-0 | 0  | 0 | 0  | 0   | 2   | 6   |
| USC                   | *  | 10   | 0-2  | 0-1   | 3-4  | 1-1-2 | 4  | 1 | 1  | 1   | 0   | 3   |
| Alabama State         | *  | 14   | 1-2  | 0-1   | 4-4  | 0-0-0 | 0  | 0 | 0  | 0   | 0   | 6   |
| Chattanooga           | *  | 18   | 2-2  | 0-0   | 2-2  | 1-0-1 | 2  | 5 | 1  | 0   | 0   | 6   |
| Penn                  | *  | 14   | 1-2  | 0-1   | 0-0  | 0-0-0 | 1  | 0 | 1  | 0   | 2   | 2   |
| at Arkansas           | *  | 14   | 0-1  | 0-0   | 0-0  | 1-0-1 | 0  | 0 | 2  | 0   | 1   | 0   |
| Texas A&M             | *  | 11   | 0-2  | 0-1   | 0-0  | 0-0-0 | 0  | 0 | 0  | 0   | 0   | 0   |
| LSU                   | *  | 8    | 0-1  | 0-1   | 0-0  | 0-0-0 | 1  | 1 | 0  | 1   | 0   | 0   |
| at Vanderbilt         | *  | 10   | 1-3  | 0-1   | 0-0  | 0-0-0 | 1  | 1 | 0  | 0   | 0   | 2   |
| Ole Miss              | *  | 15   | 1-2  | 0-0   | 0-0  | 0-0-0 | 0  | 0 | 1  | 0   | 0   | 2   |
| at Alabama            | *  | 10   | 1-1  | 1-1   | 0-0  | 0-0-0 | 1  | 0 | 0  | 0   | 0   | 3   |
| at Mississippi St.    | *  | 11   | 0-2  | 0-2   | 0-0  | 0-0-0 | 2  | 0 | 0  | 1   | 0   | 0   |
| Vanderbilt            | *  | 12   | 0-3  | 0-0   | 0-0  | 2-3-5 | 1  | 0 | 0  | 1   | 0   | 0   |
| at Ole Miss           | *  | 11   | 1-2  | 1-1   | 0-0  | 0-2-2 | 0  | 0 | 0  | 0   | 0   | 3   |
| Alabama               | *  | 15   | 0-1  | 0-1   | 0-0  | 4-1-5 | 3  | 3 | 2  | 1   | 3   | 0   |
| at Florida            | *  | 11   | 0-1  | 0-0   | 0-0  | 1-0-1 | 0  | 0 | 0  | 0   | 0   | 0   |
| South Carolina        | *  | 14   | 0-0  | 0-0   | 0-0  | 2-1-3 | 1  | 1 | 0  | 0   | 0   | 0   |
| Kentucky              | *  | 12   | 0-1  | 0-1   | 1-2  | 1-1-2 | 1  | 0 | 1  | 0   | 1   | 1   |
| at Georgia            | *  | 3    | 0-0  | 0-0   | 0-0  | 0-0-0 | 0  | 0 | 0  | 0   | 0   | 0   |
| at Tennessee          |    | DNP  |      |       |      |       |    |   |    |     |     |     |
| Mississippi State     |    | 6    | 0-1  | 0-0   | 0-0  | 0-0-0 | 0  | 0 | 0  | 0   | 1   | 0   |
| at Missouri           |    | 13   | 2-3  | 0-1   | 0-0  | 2-1-3 | 1  | 1 | 0  | 0   | 0   | 4   |
| Georgia               |    | 9    | 1-1  | 1-1   | 0-0  | 0-2-2 | 2  | 1 | 1  | 0   | 1   | 3   |
| vs. South Carolina    |    | 17   | 3-3  | 0-0   | 0-0  | 1-1-2 | 2  | 0 | 0  | 0   | 1   | 6   |
| vs. Mississippi State |    |      |      |       |      |       |    |   |    |     |     |     |

**MOORE'S CAREER STATISTICS**

| SEASON       | TEAM | GP-GS         | MIN/AVG          | Field Goals    |             | 3-Point      |             | F-Throws     |             | Rebounds   |           |            |            | Scoring      |           |           |           |           |            |            |
|--------------|------|---------------|------------------|----------------|-------------|--------------|-------------|--------------|-------------|------------|-----------|------------|------------|--------------|-----------|-----------|-----------|-----------|------------|------------|
|              |      |               |                  | FG-FGA         | FG%         | 3FG-3FGA     | 3FG%        | FT-FTA       | FT%         | OFF        | DEF       | TOT        | AVG        | PF-FO        | A         | TO        | BLK       | STL       | PTS        | AVG        |
| 2020-21      | AUB  | 25-0          | 281/11.3         | 27-48          | .563        | 6-15         | .400        | 11-19        | .579        | 28         | 23        | 51         | 2.0        | 28-0         | 12        | 18        | 6         | 8         | 71         | 2.8        |
| 2021-22      | AUB  | 25-0          | 185/7.4          | 16-37          | .432        | 0-5          | .000        | 10-15        | .667        | 20         | 15        | 35         | 1.4        | 19-0         | 6         | 15        | 4         | 8         | 42         | 1.7        |
| 2022-23      | AUB  | 31-16         | 448/14.5         | 37-75          | .493        | 9-22         | .409        | 25-35        | .714        | 36         | 30        | 66         | 2.1        | 47-0         | 19        | 21        | 9         | 15        | 108        | 3.5        |
| 2023-24      | AUB  | 31-26         | 417/13.4         | 25-59          | .424        | 4-21         | .190        | 16-21        | .762        | 25         | 25        | 50         | 1.6        | 33-0         | 23        | 16        | 10        | 12        | 70         | 2.3        |
| <b>TOTAL</b> |      | <b>112-42</b> | <b>1332/11.9</b> | <b>105-219</b> | <b>.479</b> | <b>19-63</b> | <b>.302</b> | <b>62-90</b> | <b>.689</b> | <b>109</b> | <b>93</b> | <b>202</b> | <b>1.8</b> | <b>127-0</b> | <b>60</b> | <b>70</b> | <b>29</b> | <b>43</b> | <b>291</b> | <b>2.6</b> |

# 10

## CHAD BAKER-MAZARA

G/F | 6-7 | 180 | Jr.

Santo Domingo, Dominican Republic  
(NW Florida State College)



### SEASON SUPERLATIVES

**Points:** 25 at Georgia (2/24/24)  
**Field Goals Made:** 8 at Georgia (2/24/24)  
**Field Goals Attempted:** 12 at Georgia (2/24/24)  
**3-Point Field Goals Made:** 3 (four times)  
**3-Point Field Goals Attempted:** 6 at Ole Miss (2/3/24)  
**Free Throws Made:** 9 vs. Kentucky (2/17/24)  
**Free Throws Attempted:** 11 vs. Alabama (2/7/24)  
**Rebounds:** 9 at Ole Miss (2/3/24)  
**Assists:** 6 vs. Alabama A&M (11/21/23)  
**Blocks:** 2 (three times)  
**Steals:** 5 vs. LSU (1/13/24)  
**Minutes Played:** 31 vs. Georgia (3/9/24)  
**Double-Figure Games:** 18  
**20-Point Games:** 1  
**10-Rebound Games:** None  
**5-Steal Games:** 1  
**Double-Doubles:** None  
**Dunks:** 9

### CAREER SUPERLATIVES

**Points:** 25 at Georgia (2/24/24)  
**Field Goals Made:** 8 at Georgia (2/24/24), at Fordham (1/27/21)  
**Field Goals Attempted:** 15 at Fordham (1/27/21)  
**3-Point Field Goals Made:** 7 at Fordham (1/27/21)  
**3-Point Field Goals Attempted:** 11 at Fordham (1/27/21)  
**Free Throws Made:** 9 vs. Kentucky (2/17/24)  
**Free Throws Attempted:** 11 vs. Alabama (2/7/24)  
**Rebounds:** 9 at Ole Miss (2/3/24)  
**Assists:** 6 vs. Alabama A&M (11/21/23)  
**Blocks:** 3 vs. Rhode Island (2/27/21)  
**Steals:** 5 vs. LSU (1/13/24)  
**Minutes Played:** 34 vs. Rhode Island (1/20/21)  
**Double-Figure Games:** 31  
**20-Point Games:** 4  
**10-Rebound Games:** None  
**5-Steal Games:** 1  
**Double-Doubles:** None  
**Dunks:** 22

### CAREER HONORS

- 2023 NJCAA Region 8 Most Outstanding Player
- 2023 NJCAA Region 8 All-Tournament Team
- 2023 All-Panhandle Conference First Team
- 2021-22 Mountain West Conference Sixth Man of the Year

### 2023-24 GAME-BY-GAME STATISTICS

| Opponent              | GS   | Min. | FG-A | 3FG-A | FT-A  | O-D-T | PF | A | TO | BLK | STL | PTS |
|-----------------------|------|------|------|-------|-------|-------|----|---|----|-----|-----|-----|
| vs. Baylor            | 12   | 2-4  | 0-0  | 3-3   | 2-0-2 | 4     | 0  | 1 | 0  | 2   | 7   |     |
| SE Louisiana          | 23   | 3-6  | 1-3  | 5-6   | 0-6-6 | 3     | 1  | 0 | 0  | 1   | 12  |     |
| vs. Notre Dame        | 18   | 2-3  | 0-1  | 2-3   | 0-2-2 | 0     | 1  | 1 | 1  | 1   | 6   |     |
| vs. St. Bonaventure   | 20   | 2-4  | 1-2  | 0-0   | 2-1-3 | 3     | 2  | 0 | 1  | 0   | 5   |     |
| Alabama A&M           | 20   | 1-4  | 1-3  | 3-4   | 1-3-4 | 2     | 6  | 1 | 0  | 1   | 6   |     |
| Virginia Tech         | 23   | 5-10 | 0-3  | 5-5   | 2-2-4 | 3     | 3  | 0 | 1  | 2   | 15  |     |
| at App State          | 18   | 2-9  | 1-5  | 2-2   | 1-3-4 | 3     | 3  | 1 | 0  | 0   | 7   |     |
| vs. Indiana           | 22   | 4-8  | 1-2  | 2-2   | 1-0-1 | 1     | 4  | 0 | 0  | 1   | 11  |     |
| vs. UNC Asheville     | 19   | 3-6  | 3-3  | 2-2   | 1-6-7 | 0     | 1  | 1 | 1  | 0   | 11  |     |
| USC                   | 22   | 1-3  | 0-1  | 5-6   | 1-3-4 | 1     | 0  | 0 | 0  | 1   | 7   |     |
| Alabama State         | 18   | 1-5  | 0-2  | 1-1   | 1-2-3 | 1     | 3  | 1 | 1  | 0   | 3   |     |
| Chattanooga           | 15   | 4-7  | 3-5  | 2-2   | 0-1-1 | 2     | 2  | 1 | 0  | 1   | 13  |     |
| Penn                  | 19   | 5-10 | 1-3  | 5-6   | 1-0-1 | 2     | 0  | 0 | 1  | 0   | 16  |     |
| at Arkansas           | 21   | 5-9  | 2-3  | 4-4   | 1-3-4 | 2     | 3  | 0 | 0  | 0   | 16  |     |
| Texas A&M             | 27   | 1-6  | 0-3  | 0-1   | 2-2-4 | 4     | 1  | 3 | 2  | 2   | 2   |     |
| LSU                   | 28   | 5-10 | 3-4  | 6-6   | 0-2-2 | 3     | 3  | 1 | 1  | 5   | 19  |     |
| at Vanderbilt         | 24   | 2-6  | 1-4  | 0-0   | 0-0-0 | 1     | 3  | 2 | 0  | 0   | 5   |     |
| Ole Miss              | 13   | 2-2  | 1-1  | 0-0   | 0-1-1 | 1     | 2  | 1 | 0  | 1   | 5   |     |
| at Alabama            | 20   | 3-8  | 0-2  | 5-7   | 0-0-0 | 3     | 0  | 2 | 1  | 3   | 11  |     |
| at Mississippi St.    | 23   | 1-6  | 1-3  | 0-0   | 1-5-6 | 3     | 1  | 2 | 0  | 1   | 3   |     |
| Vanderbilt            | 20   | 4-8  | 1-3  | 2-2   | 1-4-5 | 4     | 4  | 0 | 0  | 0   | 11  |     |
| at Ole Miss           | 26   | 5-10 | 3-6  | 2-2   | 1-8-9 | 4     | 2  | 1 | 1  | 0   | 15  |     |
| Alabama               | 20   | 2-5  | 1-2  | 8-11  | 3-3-6 | 4     | 2  | 0 | 0  | 1   | 13  |     |
| at Florida            | 28   | 1-5  | 0-1  | 4-4   | 1-6-7 | 4     | 4  | 2 | 0  | 0   | 6   |     |
| South Carolina        | 15   | 4-4  | 2-2  | 0-0   | 0-5-5 | 3     | 3  | 0 | 0  | 0   | 10  |     |
| Kentucky              | 26   | 2-3  | 1-1  | 9-9   | 1-5-6 | 1     | 3  | 2 | 1  | 1   | 14  |     |
| at Georgia            | * 27 | 8-12 | 2-3  | 7-7   | 1-4-5 | 3     | 4  | 0 | 1  | 2   | 25  |     |
| at Tennessee          | * 31 | 3-10 | 2-4  | 5-6   | 1-0-1 | 2     | 3  | 4 | 0  | 3   | 13  |     |
| Mississippi State     | * 27 | 4-7  | 1-2  | 1-2   | 1-2-3 | 5     | 4  | 4 | 2  | 2   | 10  |     |
| at Missouri           | * 27 | 4-9  | 3-5  | 4-4   | 2-5-7 | 1     | 0  | 1 | 1  | 1   | 15  |     |
| Georgia               | * 31 | 2-6  | 0-2  | 2-2   | 2-5-7 | 4     | 2  | 2 | 2  | 0   | 6   |     |
| vs. South Carolina    | * 21 | 3-8  | 0-3  | 2-2   | 0-3-3 | 1     | 3  | 0 | 0  | 0   | 8   |     |
| vs. Mississippi State |      |      |      |       |       |       |    |   |    |     |     |     |

### BAKER-MAZARA'S CAREER STATISTICS

| SEASON               | TEAM | GP-GS        | MIN/AVG          | Field Goals    |             | 3-Point       |             | F-Throws       |             | Rebounds  |            |            |            | Scoring      |            |           |           |           |            |             |
|----------------------|------|--------------|------------------|----------------|-------------|---------------|-------------|----------------|-------------|-----------|------------|------------|------------|--------------|------------|-----------|-----------|-----------|------------|-------------|
|                      |      |              |                  | FG-FGA         | FG%         | 3FG-3FGA      | 3FG%        | FT-FTA         | FT%         | OFF       | DEF        | TOT        | AVG        | PF-FO        | A          | TO        | BLK       | STL       | PTS        | AVG         |
| 2020-21              | DU   | 15-13        | 364/24.3         | 46-105         | .438        | 25-60         | .417        | 26-32          | .813        | 10        | 33         | 43         | 2.9        | 45-4         | 17         | 13        | 13        | 15        | 143        | 9.5         |
| 2021-22              | SDSU | 31-0         | 399/12.9         | 66-157         | .420        | 22-56         | .393        | 44-49          | .898        | 9         | 54         | 63         | 2.0        | 45-0         | 18         | 23        | 14        | 21        | 198        | 6.4         |
| 2023-24              | AUB  | 32-6         | 713/22.3         | 96-213         | .451        | 36-87         | .414        | 98-111         | .883        | 31        | 92         | 123        | 3.8        | 78-1         | 73         | 37        | 17        | 33        | 326        | 10.2        |
| <b>TOTAL FOR AUB</b> |      | <b>32-6</b>  | <b>713/22.3</b>  | <b>96-213</b>  | <b>.451</b> | <b>36-87</b>  | <b>.414</b> | <b>98-111</b>  | <b>.883</b> | <b>31</b> | <b>92</b>  | <b>123</b> | <b>3.8</b> | <b>78-1</b>  | <b>73</b>  | <b>37</b> | <b>17</b> | <b>33</b> | <b>326</b> | <b>10.2</b> |
| <b>TOTAL</b>         |      | <b>78-19</b> | <b>1476/18.9</b> | <b>208-475</b> | <b>.438</b> | <b>83-203</b> | <b>.409</b> | <b>168-192</b> | <b>.875</b> | <b>50</b> | <b>179</b> | <b>229</b> | <b>2.9</b> | <b>168-5</b> | <b>108</b> | <b>73</b> | <b>44</b> | <b>69</b> | <b>667</b> | <b>8.6</b>  |

# 12

## DENVER JONES

G | 6-4 | 205 | Jr.  
New Market, Ala.  
(FIU)



### SEASON SUPERLATIVES

**Points:** 21 vs. Georgia (3/9/24)  
**Field Goals Made:** 7 vs. Georgia (3/9/24)  
**Field Goals Attempted:** 11 (three times)  
**3-Point FG Made:** 7 vs. Georgia (3/9/24)  
**3-Point Field Goals Attempted:** 9 vs. Georgia (3/9/24)  
**Free Throws Made:** 6 vs. USC (12/17/23), vs. Virginia Tech (11/29/23)  
**Free Throws Att.:** 6 vs. USC (12/17/23), vs. Virginia Tech (11/29/23)  
**Rebounds:** 5 vs. UNC Asheville (12/13/23), vs. Virginia Tech (11/29/23)  
**Assists:** 4 (three times)  
**Blocks:** 1 (three times)  
**Steals:** 3 vs. South Carolina (3/15/24), at Alabama (1/24/24)  
**Minutes Played:** 28 vs. Mississippi State (3/2/24), vs. Kentucky (2/17/24)  
**Double-Figure Games:** 13  
**20-Point Games:** 1  
**10-Rebound Games:** None  
**5-Steal Games:** None  
**Double-Doubles:** None  
**Dunks:** 2

### CAREER SUPERLATIVES

**Points:** 30 at Rice (3/4/23)  
**Field Goals Made:** 10 (three times)  
**Field Goals Attempted:** 23 vs. Louisiana Tech (3/8/23)  
**3-Point Field Goals Made:** 7 vs. Georgia (3/9/24), vs. Southern Miss (2/3/22)  
**3-Point Field Goals Attempted:** 11 at UTSA (1/21/23)  
**Free Throws Made:** 11 vs. UAB (1/7/23)  
**Free Throws Attempted:** 12 vs. Rice (2/19/22)  
**Rebounds:** 13 at Eastern Michigan (12/11/21)  
**Assists:** 6 (three times)  
**Blocks:** 1 (five times)  
**Steals:** 4 (six times)  
**Minutes Played:** 47 at Eastern Michigan (12/11/21)  
**Double-Figure Games:** 59  
**30-Point Games:** 1  
**20-Point Games:** 20  
**10-Rebound Games:** 1  
**Double-Doubles:** 1  
**Dunks:** 11

### CAREER HONORS

- 2022-23 All-Conference USA First Team
- Conference USA Freshman of the Week (Dec. 13, 2021)
- 2020-21 Jayhawk Conference Freshman of the Year
- 2020-21 NJCAA All-Region 6 Second Team
- 2020-21 All-Jayhawk Conference First Team

### 2023-24 GAME-BY-GAME STATISTICS

| Opponent              | GS | Min. | FG-A | 3FG-A | FT-A | O-D-T | PF | A | TO | BLK | STL | PTS |
|-----------------------|----|------|------|-------|------|-------|----|---|----|-----|-----|-----|
| vs. Baylor            | *  | 24   | 4-10 | 3-5   | 2-2  | 0-1-1 | 2  | 2 | 2  | 0   | 1   | 13  |
| SE Louisiana          | *  | 22   | 2-5  | 1-3   | 3-4  | 0-2-2 | 1  | 4 | 2  | 0   | 0   | 8   |
| vs. Notre Dame        | *  | 18   | 1-5  | 0-2   | 0-0  | 0-2-2 | 0  | 1 | 1  | 0   | 1   | 2   |
| vs. St. Bonaventure*  |    | 21   | 3-4  | 3-3   | 3-4  | 1-1-2 | 0  | 3 | 0  | 0   | 0   | 12  |
| Alabama A&M           |    | 17   | 3-6  | 1-4   | 1-1  | 0-2-2 | 2  | 0 | 1  | 0   | 1   | 8   |
| Virginia Tech         | *  | 24   | 1-4  | 0-2   | 6-6  | 1-4-5 | 0  | 1 | 0  | 0   | 1   | 8   |
| at App State          | *  | 17   | 0-5  | 0-3   | 0-0  | 1-3-4 | 0  | 4 | 0  | 0   | 0   | 0   |
| vs. Indiana           | *  | 18   | 3-6  | 2-4   | 4-4  | 0-1-1 | 0  | 2 | 1  | 0   | 0   | 12  |
| vs. UNC Asheville     | *  | 23   | 4-8  | 1-4   | 0-0  | 0-5-5 | 2  | 1 | 2  | 0   | 0   | 9   |
| USC                   | *  | 23   | 2-4  | 2-2   | 6-6  | 1-2-3 | 3  | 1 | 1  | 0   | 1   | 12  |
| Alabama State         | *  | 23   | 1-5  | 0-2   | 1-1  | 1-1-2 | 1  | 0 | 2  | 0   | 1   | 3   |
| Chattanooga           | *  | 19   | 2-5  | 1-4   | 0-0  | 1-2-3 | 0  | 2 | 2  | 0   | 1   | 5   |
| Penn                  | *  | 16   | 4-9  | 2-7   | 2-2  | 1-0-1 | 1  | 1 | 0  | 0   | 0   | 12  |
| at Arkansas           | *  | 19   | 2-5  | 1-1   | 2-3  | 0-0-0 | 0  | 1 | 0  | 1   | 1   | 7   |
| Texas A&M             | *  | 19   | 0-4  | 0-3   | 2-2  | 0-0-0 | 2  | 1 | 0  | 0   | 2   | 2   |
| LSU                   | *  | 19   | 2-5  | 0-1   | 0-0  | 0-1-1 | 0  | 2 | 0  | 0   | 1   | 4   |
| at Vanderbilt         | *  | 23   | 1-5  | 1-3   | 0-0  | 3-1-4 | 1  | 2 | 0  | 0   | 1   | 3   |
| Ole Miss              | *  | 20   | 2-4  | 1-2   | 0-0  | 0-1-1 | 1  | 1 | 1  | 0   | 0   | 5   |
| at Alabama            | *  | 21   | 3-8  | 1-5   | 2-2  | 1-1-2 | 1  | 1 | 2  | 0   | 3   | 9   |
| at Mississippi St.    |    | 20   | 2-6  | 2-3   | 2-2  | 0-0-0 | 1  | 2 | 0  | 0   | 0   | 8   |
| Vanderbilt            | *  | 24   | 6-11 | 4-8   | 3-4  | 0-0-0 | 0  | 0 | 0  | 0   | 0   | 19  |
| at Ole Miss           | *  | 26   | 4-8  | 2-5   | 1-1  | 2-1-3 | 1  | 1 | 3  | 0   | 1   | 11  |
| Alabama               | *  | 17   | 1-2  | 0-1   | 2-2  | 0-0-0 | 0  | 0 | 0  | 0   | 0   | 4   |
| at Florida            | *  | 19   | 3-6  | 1-2   | 3-4  | 1-0-1 | 0  | 1 | 0  | 0   | 0   | 10  |
| South Carolina        | *  | 25   | 2-6  | 0-1   | 3-3  | 1-0-1 | 0  | 1 | 2  | 0   | 0   | 6   |
| Kentucky              | *  | 28   | 3-11 | 3-7   | 3-4  | 1-3-4 | 0  | 2 | 2  | 0   | 0   | 12  |
| at Georgia            | *  | 19   | 3-4  | 2-3   | 0-0  | 0-0-0 | 3  | 0 | 0  | 1   | 0   | 8   |
| at Tennessee          | *  | 25   | 3-4  | 1-2   | 4-4  | 0-3-3 | 4  | 0 | 0  | 0   | 1   | 11  |
| Mississippi State     | *  | 28   | 5-11 | 3-5   | 2-2  | 0-4-4 | 1  | 1 | 1  | 0   | 2   | 15  |
| at Missouri           | *  | 22   | 3-5  | 0-2   | 4-4  | 1-0-1 | 3  | 4 | 1  | 0   | 1   | 10  |
| Georgia               | *  | 26   | 7-10 | 7-9   | 0-0  | 0-3-3 | 1  | 3 | 1  | 1   | 2   | 21  |
| vs. South Carolina    | *  | 20   | 3-7  | 1-2   | 0-1  | 1-0-1 | 2  | 1 | 0  | 0   | 3   | 7   |
| vs. Mississippi State |    |      |      |       |      |       |    |   |    |     |     |     |

### JONES' CAREER STATISTICS

| SEASON               | TEAM | GP-GS        |                  | Field Goals    |             | 3-Point        |             | F-Throws       |             | Rebounds  |            |            |            | Scoring      |            |            |          |            |             |             |    |   |    |     |      |
|----------------------|------|--------------|------------------|----------------|-------------|----------------|-------------|----------------|-------------|-----------|------------|------------|------------|--------------|------------|------------|----------|------------|-------------|-------------|----|---|----|-----|------|
|                      |      | GP           | GS               | FG-FGA         | FG%         | 3FG-3FGA       | 3FG%        | FT-FTA         | FT%         | OFF       | DEF        | TOT        | AVG        | PF-FO        | A          | TO         | BLK      | STL        | PTS         | AVG         |    |   |    |     |      |
| 2021-22              | FIU  | 31           | 7                | 832            | 26.8        | 114            | 294         | .388           | 49          | 142       | .345       | 112        | 125        | .896         | 22         | 93         | 115      | 3.7        | 45-0        | 71          | 52 | 2 | 28 | 389 | 12.5 |
| 2022-23              | FIU  | 28           | 28               | 935            | 33.4        | 187            | 391         | .478           | 59          | 159       | .371       | 131        | 155        | .845         | 25         | 82         | 107      | 3.8        | 45-1        | 56          | 90 | 1 | 49 | 564 | 20.1 |
| 2023-24              | AUB  | 32           | 30               | 690            | 21.6        | 85             | 198         | .429           | 46          | 110       | .418       | 61         | 68         | .897         | 18         | 44         | 62       | 1.9        | 36-0        | 46          | 27 | 3 | 25 | 277 | 8.7  |
| <b>TOTAL FOR AUB</b> |      | <b>32-30</b> | <b>690/21.6</b>  | <b>85-198</b>  | <b>.429</b> | <b>46-110</b>  | <b>.418</b> | <b>61-68</b>   | <b>.897</b> | <b>18</b> | <b>44</b>  | <b>62</b>  | <b>1.9</b> | <b>36-0</b>  | <b>46</b>  | <b>27</b>  | <b>3</b> | <b>25</b>  | <b>277</b>  | <b>8.7</b>  |    |   |    |     |      |
| <b>TOTAL</b>         |      | <b>91-65</b> | <b>2458/27.0</b> | <b>386-883</b> | <b>.437</b> | <b>154-411</b> | <b>.375</b> | <b>304-348</b> | <b>.874</b> | <b>65</b> | <b>219</b> | <b>284</b> | <b>3.1</b> | <b>126-1</b> | <b>173</b> | <b>169</b> | <b>6</b> | <b>102</b> | <b>1230</b> | <b>13.5</b> |    |   |    |     |      |

# 20

## CARTER SOBERA

G | 6-5 | 210 | Sr.  
Birmingham, Ala.  
Mountain Brook HS



### SEASON SUPERLATIVES

**Points:** None  
**Field Goals Made:** None  
**Field Goals Attempted:**  
 1 vs. Vanderbilt (1/31/24), vs. Alabama State (12/22/23)  
**3-Point Field Goals Made:** None  
**3-Point Field Goals Attempted:** None  
**Free Throws Made:** None  
**Free Throws Attempted:** None  
**Rebounds:** 2 vs. South Carolina (2/14/24)  
**Assists:** None  
**Blocks:** None  
**Steals:** None  
**Minutes Played:** 2 (six times)  
**Double-Figure Games:** None  
**20-Point Games:** None  
**10-Rebound Games:** None  
**5-Steal Games:** None  
**Double-Doubles:** None  
**Dunks:** None

### CAREER SUPERLATIVES

**Points:** 3 vs. Alabama (2/1/22)  
**Field Goals Made:** 1 vs. Alabama (2/1/22)  
**Field Goals Attempted:** 1 (three times)  
**3-Point Field Goals Made:** None  
**3-Point Field Goals Attempted:** None  
**Free Throws Made:** 1 vs. Alabama (2/1/22)  
**Free Throws Attempted:** 2 vs. Yale (12/4/21)  
**Rebounds:** 2 vs. South Carolina (2/14/24), vs. Yale (12/4/21)  
**Assists:** None  
**Blocks:** None  
**Steals:** 1 vs. Yale (12/4/21)  
**Minutes Played:** 2 (seven times)  
**20-Point Games:** None  
**10-Rebound Games:** None  
**Double-Doubles:** None  
**Dunks:** None

### CAREER HONORS

- 2023 NABC Honors Court
- Two-Time SEC Academic Honor Roll (2021-22 and 2022-23)

### 2023-24 GAME-BY-GAME STATISTICS

| Opponent              | GS  | Min. | FG-A | 3FG-A | FT-A | O-D-T | PF | A | TO | BLK | STL | PTS |
|-----------------------|-----|------|------|-------|------|-------|----|---|----|-----|-----|-----|
| vs. Baylor            | DNP |      |      |       |      |       |    |   |    |     |     |     |
| SE Louisiana          | DNP |      |      |       |      |       |    |   |    |     |     |     |
| vs. Notre Dame        | 1   | 0-0  | 0-0  | 0-0   | 0-0  | 0-0-0 | 0  | 0 | 0  | 0   | 0   | 0   |
| vs. St. Bonaventure   | DNP |      |      |       |      |       |    |   |    |     |     |     |
| Alabama A&M           | 2   | 0-0  | 0-0  | 0-0   | 0-0  | 0-1-1 | 0  | 0 | 0  | 0   | 0   | 0   |
| Virginia Tech         | 1   | 0-0  | 0-0  | 0-0   | 0-0  | 0-0-0 | 0  | 0 | 0  | 0   | 0   | 0   |
| at App State          | DNP |      |      |       |      |       |    |   |    |     |     |     |
| vs. Indiana           | 2   | 0-0  | 0-0  | 0-0   | 0-0  | 0-0-0 | 0  | 0 | 0  | 0   | 0   | 0   |
| vs. UNC Asheville     | 1   | 0-0  | 0-0  | 0-0   | 0-0  | 0-0-0 | 0  | 0 | 0  | 0   | 0   | 0   |
| USC                   | DNP |      |      |       |      |       |    |   |    |     |     |     |
| Alabama State         | 1   | 0-1  | 0-0  | 0-0   | 0-0  | 0-0-0 | 0  | 0 | 0  | 0   | 0   | 0   |
| Chattanooga           | 2   | 0-0  | 0-0  | 0-0   | 0-0  | 0-0-0 | 0  | 0 | 0  | 0   | 0   | 0   |
| Penn                  | 1   | 0-0  | 0-0  | 0-0   | 0-0  | 0-0-0 | 0  | 0 | 0  | 0   | 0   | 0   |
| at Arkansas           | DNP |      |      |       |      |       |    |   |    |     |     |     |
| Texas A&M             | DNP |      |      |       |      |       |    |   |    |     |     |     |
| LSU                   | DNP |      |      |       |      |       |    |   |    |     |     |     |
| at Vanderbilt         | DNP |      |      |       |      |       |    |   |    |     |     |     |
| Ole Miss              | 1   | 0-0  | 0-0  | 0-0   | 0-0  | 0-1-1 | 0  | 0 | 0  | 0   | 0   | 0   |
| at Alabama            | DNP |      |      |       |      |       |    |   |    |     |     |     |
| at Mississippi St.    | DNP |      |      |       |      |       |    |   |    |     |     |     |
| Vanderbilt            | 2   | 0-1  | 0-0  | 0-0   | 0-0  | 1-0-1 | 0  | 0 | 0  | 0   | 0   | 0   |
| at Ole Miss           | DNP |      |      |       |      |       |    |   |    |     |     |     |
| Alabama               | 1   | 0-0  | 0-0  | 0-0   | 0-0  | 0-0-0 | 0  | 0 | 0  | 0   | 0   | 0   |
| at Florida            | DNP |      |      |       |      |       |    |   |    |     |     |     |
| South Carolina        | 2   | 0-0  | 0-0  | 0-0   | 0-0  | 0-2-2 | 0  | 0 | 0  | 0   | 0   | 0   |
| Kentucky              | DNP |      |      |       |      |       |    |   |    |     |     |     |
| at Georgia            | DNP |      |      |       |      |       |    |   |    |     |     |     |
| at Tennessee          | DNP |      |      |       |      |       |    |   |    |     |     |     |
| Mississippi State     | DNP |      |      |       |      |       |    |   |    |     |     |     |
| at Missouri           | DNP |      |      |       |      |       |    |   |    |     |     |     |
| Georgia               | 1   | 0-0  | 0-0  | 0-0   | 0-0  | 0-0-0 | 0  | 0 | 0  | 0   | 0   | 0   |
| vs. South Carolina    | 2   | 0-0  | 0-0  | 0-0   | 0-0  | 0-0-0 | 0  | 0 | 0  | 0   | 0   | 0   |
| vs. Mississippi State |     |      |      |       |      |       |    |   |    |     |     |     |

### SOBERA'S CAREER STATISTICS

| SEASON       | TEAM | GP-GS       | MIN/AVG       | Field Goals |             | 3-Point    |             | F-Throws   |             | Rebounds |          |          |            | Scoring    |          |          |          |          |          |            |
|--------------|------|-------------|---------------|-------------|-------------|------------|-------------|------------|-------------|----------|----------|----------|------------|------------|----------|----------|----------|----------|----------|------------|
|              |      |             |               | FG-FGA      | FG%         | 3FG-3FGA   | 3FG%        | FT-FTA     | FT%         | OFF      | DEF      | TOT      | AVG        | PF         | FO       | A        | TO       | BLK      | STL      | PTS        |
| 2021-22      | AUB  | 4-0         | 6/1.6         | 1-1         | 1.000       | 0-0        | .000        | 1-3        | .333        | 0        | 4        | 4        | 1.0        | 1-0        | 0        | 1        | 0        | 1        | 3        | 0.8        |
| 2022-23      | AUB  | 3-0         | 2/0.6         | 0-0         | .000        | 0-0        | .000        | 0-0        | .000        | 0        | 0        | 0        | 0.0        | 0-0        | 0        | 0        | 0        | 0        | 0        | 0.0        |
| 2023-24      | AUB  | 14-0        | 20/1.5        | 0-2         | .000        | 0-0        | .000        | 0-0        | .000        | 1        | 4        | 5        | 0.4        | 0-0        | 0        | 0        | 0        | 0        | 0        | 0.0        |
| <b>TOTAL</b> |      | <b>21-0</b> | <b>28/1.4</b> | <b>1-3</b>  | <b>.333</b> | <b>0-0</b> | <b>.000</b> | <b>1-3</b> | <b>.333</b> | <b>1</b> | <b>8</b> | <b>9</b> | <b>0.4</b> | <b>1-0</b> | <b>0</b> | <b>1</b> | <b>0</b> | <b>1</b> | <b>3</b> | <b>0.1</b> |

# 23

## ADDARIN SCOTT

F | 6-9 | 207 | Jr.  
Dallas, Texas  
(Navarro College)



### SEASON SUPERLATIVES

**Points:** 2 vs. Ole Miss (1/20/24), vs. Alabama A&M (11/21/23)  
**Field Goals Made:** 1 vs. Vanderbilt (1/31/24), vs. Ole Miss (1/20/24)  
**Field Goals Attempted:** 1 vs. Vanderbilt (1/31/24), vs. Ole Miss (1/20/24)  
**3-Point Field Goals Made:** None  
**3-Point Field Goals Attempted:** None  
**Free Throws Made:** 2 vs. Alabama A&M (11/21/23)  
**Free Throws Attempted:** 2 vs. Alabama A&M (11/21/23)  
**Rebounds:** 2 vs. Chattanooga (12/30/23)  
**Assists:** 1 at Arkansas (1/6/24)  
**Blocks:** 2 vs. Ole Miss (1/20/24)  
**Steals:** None  
**Minutes Played:** 2 (seven times)  
**Double-Figure Games:** None  
**20-Point Games:** None  
**10-Rebound Games:** None  
**5-Steal Games:** None  
**Double-Doubles:** None  
**Dunks:** 1

### CAREER SUPERLATIVES

**Points:** 2 vs. Ole Miss (1/20/24), vs. Alabama A&M (11/21/23)  
**Field Goals Made:** 1 vs. Vanderbilt (1/31/24), vs. Ole Miss (1/20/24)  
**Field Goals Attempted:** 1 vs. Vanderbilt (1/31/24), vs. Ole Miss (1/20/24)  
**3-Point Field Goals Made:** None  
**3-Point Field Goals Attempted:** None  
**Free Throws Made:** 2 vs. Alabama A&M (11/21/23)  
**Free Throws Attempted:** 2 vs. Alabama A&M (11/21/23)  
**Rebounds:** 2 vs. Chattanooga (12/30/23)  
**Assists:** 1 at Arkansas (1/6/24)  
**Blocks:** 2 vs. Ole Miss (1/20/24)  
**Steals:** None  
**Minutes Played:** 2 (seven times)  
**Double-Figure Games:** None  
**20-Point Games:** None  
**10-Rebound Games:** None  
**5-Steal Games:** None  
**Double-Doubles:** None  
**Dunks:** 1

### 2023-24 GAME-BY-GAME STATISTICS


| Opponent              | GS | Min. | FG-A | 3FG-A | FT-A | O-D-T | PF | A | TO | BLK | STL | PTS |
|-----------------------|----|------|------|-------|------|-------|----|---|----|-----|-----|-----|
| vs. Baylor            |    | DNP  |      |       |      |       |    |   |    |     |     |     |
| SE Louisiana          |    | DNP  |      |       |      |       |    |   |    |     |     |     |
| vs. Notre Dame        | 1  |      | 0-0  | 0-0   | 0-0  | 0-0-0 | 0  | 0 | 0  | 0   | 0   | 0   |
| vs. St. Bonaventure   |    | DNP  |      |       |      |       |    |   |    |     |     |     |
| Alabama A&M           | 2  |      | 0-0  | 0-0   | 2-2  | 2-0-2 | 1  | 0 | 1  | 0   | 0   | 2   |
| Virginia Tech         | 1  |      | 0-0  | 0-0   | 0-0  | 0-0-0 | 0  | 0 | 0  | 0   | 0   | 0   |
| at App State          |    | DNP  |      |       |      |       |    |   |    |     |     |     |
| vs. Indiana           | 2  |      | 0-0  | 0-0   | 0-0  | 0-0-0 | 0  | 0 | 0  | 0   | 0   | 0   |
| vs. UNC Asheville     | 1  |      | 0-0  | 0-0   | 0-0  | 0-0-0 | 0  | 0 | 0  | 0   | 0   | 0   |
| USC                   |    | DNP  |      |       |      |       |    |   |    |     |     |     |
| Alabama State         | 1  |      | 0-0  | 0-0   | 0-0  | 0-0-0 | 0  | 0 | 0  | 0   | 0   | 0   |
| Chattanooga           | 2  |      | 0-0  | 0-0   | 0-0  | 0-2-2 | 0  | 0 | 0  | 0   | 0   | 0   |
| Penn                  | 1  |      | 0-0  | 0-0   | 0-0  | 0-0-0 | 0  | 0 | 0  | 0   | 0   | 0   |
| at Arkansas           | 2  |      | 0-0  | 0-0   | 0-0  | 0-1-1 | 0  | 1 | 0  | 0   | 0   | 0   |
| Texas A&M             |    | DNP  |      |       |      |       |    |   |    |     |     |     |
| LSU                   |    | DNP  |      |       |      |       |    |   |    |     |     |     |
| at Vanderbilt         |    | DNP  |      |       |      |       |    |   |    |     |     |     |
| Ole Miss              | 1  |      | 1-1  | 0-0   | 0-0  | 0-0-0 | 1  | 0 | 0  | 2   | 0   | 2   |
| at Alabama            |    | DNP  |      |       |      |       |    |   |    |     |     |     |
| at Mississippi St.    |    | DNP  |      |       |      |       |    |   |    |     |     |     |
| Vanderbilt            | 2  |      | 1-1  | 0-0   | 0-0  | 0-0-0 | 2  | 0 | 1  | 0   | 0   | 2   |
| at Ole Miss           |    | DNP  |      |       |      |       |    |   |    |     |     |     |
| Alabama               | 1  |      | 0-0  | 0-0   | 0-0  | 0-0-0 | 0  | 0 | 0  | 0   | 0   | 0   |
| at Florida            |    | DNP  |      |       |      |       |    |   |    |     |     |     |
| South Carolina        | 2  |      | 0-0  | 0-0   | 0-0  | 0-0-0 | 0  | 0 | 0  | 0   | 0   | 0   |
| Kentucky              |    | DNP  |      |       |      |       |    |   |    |     |     |     |
| at Georgia            |    | DNP  |      |       |      |       |    |   |    |     |     |     |
| at Tennessee          |    | DNP  |      |       |      |       |    |   |    |     |     |     |
| Mississippi State     |    | DNP  |      |       |      |       |    |   |    |     |     |     |
| at Missouri           |    | DNP  |      |       |      |       |    |   |    |     |     |     |
| Georgia               | 1  |      | 0-0  | 0-0   | 0-0  | 0-0-0 | 0  | 0 | 0  | 0   | 0   | 0   |
| vs. South Carolina    | 2  |      | 0-1  | 0-0   | 0-0  | 0-1-1 | 0  | 0 | 0  | 0   | 0   | 0   |
| vs. Mississippi State |    |      |      |       |      |       |    |   |    |     |     |     |

### SCOTT'S CAREER STATISTICS

| SEASON       | TEAM | GP-GS       | MIN/AVG       | Field Goals |             | 3-Point    |             | F-Throws    |             | Rebounds |          |          |            | Scoring    |          |          |          |          |          |            |
|--------------|------|-------------|---------------|-------------|-------------|------------|-------------|-------------|-------------|----------|----------|----------|------------|------------|----------|----------|----------|----------|----------|------------|
|              |      |             |               | FG-FGA      | FG%         | 3FG-3FGA   | 3FG%        | FT-FTA      | FT%         | OFF      | DEF      | TOT      | AVG        | PF-FO      | A        | TO       | BLK      | STL      | PTS      | AVG        |
| 2023-24      | AUB  | 14-0        | 21/1.5        | 0-3         | .000        | 0-0        | .000        | 8-13        | .615        | 0        | 1        | 1        | 0.1        | 0-0        | 1        | 1        | 0        | 1        | 8        | 0.6        |
| <b>TOTAL</b> |      | <b>14-0</b> | <b>21/1.5</b> | <b>0-3</b>  | <b>.000</b> | <b>0-0</b> | <b>.000</b> | <b>8-13</b> | <b>.615</b> | <b>0</b> | <b>1</b> | <b>1</b> | <b>0.1</b> | <b>0-0</b> | <b>1</b> | <b>1</b> | <b>0</b> | <b>1</b> | <b>8</b> | <b>0.6</b> |

# 24

**LIOR BERMAN**  
 G | 6-4 | 210 | Gr.  
 Birmingham, Ala.  
 (Mountain Brook HS)



**SEASON SUPERLATIVES**

**Points:** 5 (five times)  
**Field Goals Made:** 2 (three times)  
**Field Goals Attempted:** 4 vs. Chattanooga (12/30/23)  
**3-Point Field Goals Made:** 1 (six times)  
**3-Point Field Goals Attempted:** 2 (five times)  
**Free Throws Made:** 3 vs. Vanderbilt (1/31/24)  
**Free Throws Attempted:** 3 vs. Vanderbilt (1/31/24)  
**Rebounds:** 3 (five times)  
**Assists:** 1 (seven times)  
**Blocks:** 1 vs. Alabama A&M (11/21/23)  
**Steals:** 1 at Tennessee (2/28/24), vs. South Carolina (2/14/24)  
**Minutes Played:** 14 at Appalachian State (12/3/23)  
**Double-Figure Games:** None  
**20-Point Games:** None  
**10-Rebound Games:** None  
**5-Steal Games:** None  
**Double-Doubles:** None  
**Dunks:** None

**CAREER SUPERLATIVES**

**Points:** 8 (four times)  
**Field Goals Made:** 3 (four times)  
**Field Goals Attempted:** 6 vs. Nebraska (12/11/21)  
**3-Point Field Goals Made:** 2 (six times)  
**3-Point Field Goals Attempted:** 4 (three times)  
**Free Throws Made:** 3 vs. Vanderbilt (1/31/24)  
**Free Throws Attempted:** 3 vs. Vanderbilt (1/31/24)  
**Rebounds:** 4 vs. Texas A&M (1/25/23), vs. North Alabama (12/14/21)  
**Assists:** 1 (16 times)  
**Blocks:** 1 vs. Alabama A&M (11/21/23), vs. North Alabama (12/14/21)  
**Steals:** 1 (15 times)  
**Minutes Played:** 19 vs. Nebraska (12/11/21)  
**Double-Figure Games:** None  
**20-Point Games:** None  
**10-Rebound Games:** None  
**Double-Doubles:** None  
**Dunks:** 1

**CAREER HONORS**

- Three-Time SEC Academic Honor Roll (2020-21, 2021-22 and 2022-23)
- 2022 CSC Academic All-District Team
- Three-Time NABC Honors Court (2021, 2022 and 2023)
- 2019-20 First-Year SEC Academic Honor Roll

**2023-24 GAME-BY-GAME STATISTICS**

| Opponent              | GS  | Min. | FG-A | 3FG-A | FT-A  | O-D-T | PF | A | TO | BLK | STL | PTS |
|-----------------------|-----|------|------|-------|-------|-------|----|---|----|-----|-----|-----|
| vs. Baylor            | 4   | 0-0  | 0-0  | 0-0   | 0-0   | 0-0-0 | 1  | 0 | 0  | 0   | 0   | 0   |
| SE Louisiana          | 2   | 0-1  | 0-1  | 0-0   | 0-0-0 | 0     | 0  | 0 | 0  | 0   | 0   | 0   |
| vs. Notre Dame        | 5   | 0-0  | 0-0  | 0-0   | 1-2-3 | 2     | 0  | 0 | 0  | 0   | 0   | 0   |
| vs. St. Bonaventure   | DNP |      |      |       |       |       |    |   |    |     |     |     |
| Alabama A&M           | 6   | 0-0  | 0-0  | 0-2   | 0-1-1 | 0     | 0  | 0 | 1  | 0   | 0   | 0   |
| Virginia Tech         | 5   | 0-0  | 0-0  | 0-0   | 0-1-1 | 0     | 0  | 0 | 0  | 0   | 0   | 0   |
| at App State          | 14  | 1-2  | 0-1  | 0-0   | 3-0-3 | 0     | 0  | 0 | 0  | 0   | 0   | 2   |
| vs. Indiana           | 8   | 1-3  | 1-2  | 0-0   | 0-1-1 | 1     | 1  | 0 | 0  | 0   | 0   | 3   |
| vs. UNC Asheville     | 9   | 2-3  | 1-2  | 0-0   | 0-1-1 | 1     | 0  | 0 | 0  | 0   | 0   | 5   |
| USC                   | 7   | 1-1  | 0-0  | 1-2   | 1-0-1 | 2     | 1  | 0 | 0  | 0   | 0   | 3   |
| Alabama State         | 7   | 0-0  | 0-0  | 2-2   | 1-1-2 | 0     | 0  | 1 | 0  | 0   | 0   | 2   |
| Chattanooga           | 7   | 0-4  | 0-1  | 1-2   | 1-2-3 | 1     | 0  | 0 | 0  | 0   | 0   | 1   |
| Penn                  | 5   | 0-0  | 0-0  | 0-0   | 0-0-0 | 0     | 0  | 0 | 0  | 0   | 0   | 0   |
| at Arkansas           | 6   | 1-2  | 0-1  | 0-0   | 0-1-1 | 1     | 1  | 0 | 0  | 0   | 0   | 2   |
| Texas A&M             | 2   | 0-0  | 0-0  | 0-0   | 0-0-0 | 0     | 0  | 0 | 0  | 0   | 0   | 0   |
| LSU                   | 4   | 0-1  | 0-1  | 0-0   | 0-0-0 | 0     | 0  | 1 | 0  | 0   | 0   | 0   |
| at Vanderbilt         | 5   | 1-1  | 1-1  | 2-2   | 1-1-2 | 1     | 0  | 0 | 0  | 0   | 0   | 5   |
| Ole Miss              | 10  | 1-2  | 1-2  | 1-2   | 1-2-3 | 3     | 0  | 0 | 0  | 0   | 0   | 4   |
| at Alabama            | 7   | 0-2  | 0-0  | 0-0   | 1-0-1 | 0     | 0  | 0 | 0  | 0   | 0   | 0   |
| at Mississippi St.    | 3   | 0-1  | 0-0  | 0-0   | 0-1-1 | 0     | 0  | 0 | 0  | 0   | 0   | 0   |
| Vanderbilt            | 8   | 1-2  | 0-0  | 3-3   | 0-2-2 | 1     | 0  | 0 | 0  | 0   | 0   | 5   |
| at Ole Miss           | 2   | 0-0  | 0-0  | 0-0   | 0-0-0 | 0     | 0  | 0 | 0  | 0   | 0   | 0   |
| Alabama               | 5   | 0-1  | 0-0  | 0-0   | 0-0-0 | 2     | 1  | 0 | 0  | 0   | 0   | 0   |
| at Florida            | 1   | 0-1  | 0-1  | 0-0   | 0-0-0 | 0     | 0  | 0 | 0  | 0   | 0   | 0   |
| South Carolina        | 9   | 1-1  | 0-0  | 0-0   | 0-1-1 | 1     | 1  | 0 | 0  | 0   | 1   | 2   |
| Kentucky              | 3   | 0-0  | 0-0  | 0-0   | 1-0-1 | 0     | 0  | 0 | 0  | 0   | 0   | 0   |
| at Georgia            | 13  | 2-2  | 0-0  | 0-0   | 0-1-1 | 2     | 1  | 1 | 0  | 0   | 0   | 4   |
| at Tennessee          | 9   | 2-3  | 1-2  | 0-0   | 1-2-3 | 1     | 1  | 1 | 0  | 1   | 5   | 5   |
| Mississippi State     | 9   | 2-3  | 1-2  | 0-0   | 0-0-0 | 0     | 0  | 1 | 0  | 0   | 0   | 5   |
| at Missouri           | DNP |      |      |       |       |       |    |   |    |     |     |     |
| Georgia               | DNP |      |      |       |       |       |    |   |    |     |     |     |
| vs. South Carolina    | DNP |      |      |       |       |       |    |   |    |     |     |     |
| vs. Mississippi State | DNP |      |      |       |       |       |    |   |    |     |     |     |

**BERMAN'S CAREER STATISTICS**

| SEASON       | TEAM | GP-GS       | MIN/AVG        | Field Goals   |             | 3-Point      |             | F-Throws     |             | Rebounds  |           |           |            | Scoring     |           |           |          |           |            |            |     |
|--------------|------|-------------|----------------|---------------|-------------|--------------|-------------|--------------|-------------|-----------|-----------|-----------|------------|-------------|-----------|-----------|----------|-----------|------------|------------|-----|
|              |      |             |                | FG-FGA        | FG%         | 3FG-3FGA     | 3FG%        | FT-FTA       | FT%         | OFF       | DEF       | TOT       | AVG        | PF-FO       | A         | TO        | BLK      | STL       | PTS        | AVG        |     |
| 2019-20      | AUB  | 2-0         | 3/1.4          | 0-1           | .000        | 0-0          | .000        | 0-0          | .000        | 0         | 0         | 0         | 0.0        | 0-0         | 0         | 0         | 0        | 0         | 0          | 0          | 0.0 |
| 2020-21      | AUB  | 11-0        | 29/2.7         | 4-12          | .333        | 4-11         | .364        | 1-1          | 1.000       | 0         | 2         | 2         | 0.2        | 1-0         | 0         | 0         | 0        | 0         | 0          | 13         | 1.2 |
| 2021-22      | AUB  | 20-0        | 166/8.3        | 16-40         | .400        | 8-17         | .471        | 0-1          | .000        | 8         | 6         | 14        | 0.7        | 18-0        | 6         | 3         | 1        | 5         | 40         | 2.0        |     |
| 2022-23      | AUB  | 25-0        | 236/9.4        | 20-49         | .408        | 11-31        | .355        | 3-5          | .600        | 12        | 17        | 29        | 1.2        | 31-0        | 3         | 8         | 0        | 8         | 54         | 2.2        |     |
| 2023-24      | AUB  | 28-0        | 180/6.4        | 16-36         | .444        | 6-17         | .353        | 10-15        | .667        | 12        | 20        | 32        | 1.1        | 20-0        | 7         | 5         | 1        | 2         | 48         | 1.7        |     |
| <b>TOTAL</b> |      | <b>86-0</b> | <b>614/7.1</b> | <b>56-138</b> | <b>.406</b> | <b>29-76</b> | <b>.382</b> | <b>14-22</b> | <b>.636</b> | <b>32</b> | <b>45</b> | <b>77</b> | <b>0.9</b> | <b>70-0</b> | <b>16</b> | <b>16</b> | <b>2</b> | <b>15</b> | <b>155</b> | <b>1.8</b> |     |

# 31

## CHANEY JOHNSON

F | 6-7 | 220 | Jr.  
Alabaster, Ala.  
(UAH)



### SEASON SUPERLATIVES

**Points:** 16 at Georgia (2/24/24)  
**Field Goals Made:** 6 at Georgia (2/24/24), vs. Alabama A&M (11/21/23)  
**Field Goals Attempted:** 11 vs. Southeastern Louisiana (11/10/23)  
**3-Point Field Goals Made:** 2 vs. Mississippi State (3/2/24)  
**3-Point Field Goals Attempted:** 3 at Georgia (2/24/24), vs. Southeastern Louisiana (11/10/23)  
**Free Throws Made:** 5 at Missouri (3/5/24)  
**Free Throws Attempted:** 6 at Missouri (3/5/24)  
**Rebounds:** 11 vs. Southeastern Louisiana (11/10/23)  
**Assists:** 5 vs. Georgia (3/9/24)  
**Blocks:** 2 at Tennessee (2/28/24), vs. Virginia Tech (11/29/23)  
**Steals:** 3 vs. Chattanooga (12/30/23)  
**Minutes Played:** 27 at Georgia (2/24/24)  
**Double-Figure Games:** 3  
**20-Point Games:** None  
**10-Rebound Games:** 2  
**5-Steal Games:** None  
**Double-Doubles:** None  
**Dunks:** 11

### CAREER HONORS

- 2023 Alabama Sports Writers Association Small College Athlete of the Year
- 2023 Gulf South Conference Player of the Year
- Two-Time NABC Division II All-District South Team (2022 and 2023)
- Two-Time All-Gulf South Conference First Team (2022 and 2023)
- Three-Time GSC Academic Honor Roll (2020-21, 2021-22, 2022-23)

### 2023-24 GAME-BY-GAME STATISTICS

| Opponent              | GS   | Min. | FG-A | 3FG-A | FT-A   | O-D-T | PF | A | TO | BLK | STL | PTS |
|-----------------------|------|------|------|-------|--------|-------|----|---|----|-----|-----|-----|
| vs. Baylor            | 13   | 1-3  | 0-0  | 0-0   | 1-2-3  | 2     | 1  | 0 | 0  | 0   | 2   |     |
| SE Louisiana          | 18   | 2-11 | 0-3  | 0-0   | 7-4-11 | 1     | 1  | 3 | 1  | 1   | 4   |     |
| vs. Notre Dame        | 13   | 2-2  | 0-0  | 0-0   | 0-4-4  | 5     | 1  | 0 | 0  | 0   | 4   |     |
| vs. St. Bonaventure   | 19   | 0-3  | 0-2  | 0-0   | 0-5-5  | 2     | 0  | 2 | 0  | 2   | 0   |     |
| Alabama A&M           | 17   | 6-8  | 0-1  | 3-4   | 0-4-4  | 3     | 0  | 1 | 1  | 2   | 15  |     |
| Virginia Tech         | 18   | 1-4  | 1-1  | 0-0   | 1-2-3  | 3     | 1  | 2 | 2  | 0   | 3   |     |
| at App State          | 18   | 1-1  | 0-0  | 0-2   | 1-3-4  | 2     | 0  | 0 | 0  | 1   | 2   |     |
| vs. Indiana           | 7    | 0-0  | 0-0  | 0-0   | 0-0-0  | 4     | 0  | 0 | 0  | 0   | 0   |     |
| vs. UNC Asheville     | 20   | 3-5  | 0-1  | 2-2   | 2-2-4  | 4     | 2  | 0 | 1  | 0   | 8   |     |
| USC                   | 14   | 1-3  | 0-1  | 1-1   | 1-2-3  | 2     | 0  | 1 | 0  | 1   | 3   |     |
| Alabama State         | 18   | 1-2  | 0-0  | 2-4   | 3-2-5  | 2     | 1  | 1 | 0  | 0   | 4   |     |
| Chattanooga           | 20   | 3-4  | 1-1  | 0-0   | 1-4-5  | 2     | 2  | 2 | 1  | 3   | 7   |     |
| Penn                  | 14   | 0-2  | 0-1  | 0-0   | 1-0-1  | 0     | 0  | 1 | 0  | 0   | 0   |     |
| at Arkansas           | 15   | 2-5  | 1-1  | 0-0   | 0-3-3  | 3     | 0  | 0 | 0  | 0   | 5   |     |
| Texas A&M             | 5    | 0-3  | 0-1  | 0-0   | 1-1-2  | 3     | 0  | 2 | 0  | 0   | 0   |     |
| LSU                   | 15   | 3-4  | 1-2  | 0-0   | 0-1-1  | 1     | 0  | 1 | 0  | 1   | 7   |     |
| at Vanderbilt         | 11   | 0-2  | 0-1  | 0-0   | 0-1-1  | 3     | 0  | 0 | 1  | 1   | 0   |     |
| Ole Miss              | 18   | 3-4  | 0-0  | 0-0   | 0-5-5  | 2     | 2  | 1 | 1  | 0   | 6   |     |
| at Alabama            | 11   | 0-1  | 0-0  | 0-0   | 0-2-2  | 2     | 0  | 0 | 0  | 1   | 0   |     |
| at Mississippi St.    | 14   | 3-4  | 0-1  | 2-2   | 1-1-2  | 0     | 0  | 0 | 1  | 0   | 8   |     |
| Vanderbilt            | 10   | 1-3  | 0-2  | 0-0   | 1-1-2  | 3     | 1  | 2 | 0  | 0   | 2   |     |
| at Ole Miss           | 12   | 2-2  | 0-0  | 0-0   | 1-3-4  | 2     | 0  | 1 | 0  | 0   | 4   |     |
| Alabama               | 7    | 0-0  | 0-0  | 0-0   | 0-2-2  | 4     | 0  | 0 | 0  | 1   | 0   |     |
| at Florida            | 18   | 3-4  | 0-1  | 3-3   | 3-7-10 | 3     | 0  | 1 | 0  | 0   | 9   |     |
| South Carolina        | 13   | 2-3  | 0-1  | 2-2   | 0-2-2  | 0     | 2  | 0 | 0  | 1   | 6   |     |
| Kentucky              | 16   | 0-2  | 0-2  | 0-1   | 0-2-2  | 2     | 1  | 0 | 0  | 0   | 0   |     |
| at Georgia            | * 27 | 6-9  | 1-3  | 3-4   | 0-4-4  | 3     | 1  | 0 | 0  | 1   | 16  |     |
| at Tennessee          | * 19 | 2-4  | 0-0  | 1-3   | 1-5-6  | 2     | 0  | 4 | 2  | 0   | 5   |     |
| Mississippi State     | 18   | 3-4  | 2-2  | 0-0   | 0-2-2  | 2     | 2  | 1 | 1  | 0   | 8   |     |
| at Missouri           | 15   | 1-2  | 0-0  | 5-6   | 0-6-6  | 3     | 0  | 1 | 1  | 0   | 7   |     |
| Georgia               | 17   | 3-5  | 0-0  | 2-2   | 3-1-4  | 4     | 5  | 0 | 0  | 0   | 8   |     |
| vs. South Carolina    | 18   | 4-8  | 1-1  | 2-2   | 2-1-3  | 3     | 3  | 1 | 2  | 0   | 11  |     |
| vs. Mississippi State |      |      |      |       |        |       |    |   |    |     |     |     |

### CAREER SUPERLATIVES (DIVISION II and DIVISION I)

**Points:** 35 vs. Embry-Riddle (11/7/21)  
**Field Goals Made:** 13 vs. Embry-Riddle (11/7/21)  
**Field Goals Attempted:** 23 vs. Lee (2/12/22)  
**3-Point Field Goals Made:** 5 vs. Embry-Riddle (11/7/21)  
**3-Point Field Goals Attempted:** 6 vs. Embry-Riddle (11/7/21)  
**Free Throws Made:** 10 vs. Mississippi College (2/4/23)  
**Free Throws Attempted:** 14 vs. Mississippi College (2/4/23)  
**Rebounds:** 12 vs. Lee (12/2/22), vs. West Georgia (3/1/22)  
**Assists:** 6 vs. Montevallo (1/18/23)  
**Blocks:** 3 at Nova Southeastern (3/14/23), Christian Brothers (1/13/22)  
**Steals:** 4 vs. Union (3/6/22)  
**Minutes Played:** 38 at West Alabama (11/28/22)  
**Double-Figure Games:** 70  
**30-Point Games:** 1  
**20-Point Games:** 17  
**10-Rebound Games:** 8  
**Double-Doubles:** 5  
**Dunks:** 75

### JOHNSON'S CAREER STATISTICS (DIVISION II and DIVISION I)

| SEASON               | TEAM | GP-GS         | MIN/AVG          | Field Goals    |             | 3-Point       |             | F-Throws       |             | Rebounds   |            |            |            | Scoring       |            |            |           |           |             |             |
|----------------------|------|---------------|------------------|----------------|-------------|---------------|-------------|----------------|-------------|------------|------------|------------|------------|---------------|------------|------------|-----------|-----------|-------------|-------------|
|                      |      |               |                  | FG-FGA         | FG%         | 3FG-3FGA      | 3FG%        | FT-FTA         | FT%         | OFF        | DEF        | TOT        | AVG        | PF-FO         | A          | TO         | BLK       | STL       | PTS         | AVG         |
| 2020-21              | UAH  | 19-0          | 220/11.6         | 31-72          | .431        | 11-28         | .393        | 10-20          | .500        | 12         | 25         | 37         | 1.9        | 31-0          | 4          | 19         | 2         | 6         | 83          | 4.4         |
| 2021-22              | UAH  | 33-31         | 781/23.7         | 218-372        | .586        | 32-69         | .464        | 86-115         | .748        | 61         | 126        | 187        | 5.7        | 100-9         | 39         | 75         | 22        | 26        | 554         | 16.8        |
| 2022-23              | UAH  | 35-35         | 891/25.5         | 203-392        | .518        | 24-81         | .296        | 128-167        | .766        | 49         | 182        | 231        | 6.6        | 69-1          | 55         | 74         | 18        | 39        | 558         | 15.9        |
| 2023-24              | AUB  | 32-2          | 492/15.4         | 59-117         | .504        | 8-29          | .276        | 28-38          | .737        | 31         | 84         | 115        | 3.6        | 77-1          | 26         | 28         | 15        | 16        | 154         | 4.8         |
| <b>TOTAL FOR AUB</b> |      | <b>32-2</b>   | <b>492/15.4</b>  | <b>59-117</b>  | <b>.504</b> | <b>8-29</b>   | <b>.276</b> | <b>28-38</b>   | <b>.737</b> | <b>31</b>  | <b>84</b>  | <b>115</b> | <b>3.6</b> | <b>77-1</b>   | <b>26</b>  | <b>28</b>  | <b>15</b> | <b>16</b> | <b>154</b>  | <b>4.8</b>  |
| <b>TOTAL</b>         |      | <b>119-68</b> | <b>2384/20.0</b> | <b>511-953</b> | <b>.536</b> | <b>75-207</b> | <b>.362</b> | <b>252-340</b> | <b>.741</b> | <b>153</b> | <b>417</b> | <b>570</b> | <b>4.8</b> | <b>277-11</b> | <b>124</b> | <b>196</b> | <b>57</b> | <b>87</b> | <b>1349</b> | <b>11.3</b> |



# 44

## DYLAN CARDWELL

G | 6-11 | 255 | Sr.  
Augusta, Ga.  
(McEachern HS)



### SEASON SUPERLATIVES

- Points:** 12 (three times)
- Field Goals Made:** 5 at Missouri (3/5/24), vs. Ole Miss (1/20/24)
- Field Goals Attempted:** 7 at Vanderbilt (1/17/24)
- 3-Point Field Goals Made:** 1 at Missouri (3/5/24), at Georgia (2/24/24)
- 3-Point Field Goals Attempted:** 2 at Georgia (2/24/24)
- Free Throws Made:** 6 vs. St. Bonaventure (11/17/23)
- Free Throws Attempted:** 9 vs. Georgia (3/9/24)
- Rebounds:** 9 vs. Chattanooga (12/30/23), vs. Alabama A&M (11/21/23)
- Assists:** 5 vs. Georgia (3/9/24), vs. South Carolina (2/14/24)
- Blocks:** 5 vs. LSU (1/13/24), vs. Baylor (11/7/23)
- Steals:** 3 vs. USC (12/17/23)
- Minutes Played:** 24 at Georgia (2/24/24)
- Double-Figure Games:** 5
- 20-Point Games:** None
- 10-Rebound Games:** None
- 5-Block Games:** 2
- Double-Doubles:** None
- Dunks:** 40

### CAREER SUPERLATIVES

- Points:** 12 (three times)
- Field Goals Made:** 5 (four times)
- Field Goals Attempted:** 8 vs. Missouri (2/14/23)
- 3-Point Field Goals Made:** 1 (three times)
- 3-Point Field Goals Attempted:** 2 at Georgia (2/24/24)
- Free Throws Made:** 6 vs. St. Bonaventure (11/17/23), vs. Missouri (1/26/21)
- Free Throws Attempted:** 9 vs. Georgia (3/9/24)
- Rebounds:** 10 vs. Missouri (2/14/23)
- Assists:** 5 vs. Georgia (3/9/24), vs. South Carolina (2/14/24)
- Blocks:** 5 (four times)
- Steals:** 4 at South Carolina (1/4/22)
- Minutes Played:** 29 vs. Ole Miss (2/6/21)
- Double-Figure Games:** 7
- 20-Point Games:** None
- 10-Rebound Games:** 1
- 5-Block Games:** 4
- Double-Doubles:** None
- Dunks:** 107

### CAREER HONORS

- 2022-23 CSC Academic All-District Team
- 2023 NABC Honors Court
- 2021-22 SEC Community Service Team
- Two-Time SEC Academic Honor Roll (2021-22 and 2022-23)
- 2020-21 First-Year SEC Academic Honor Roll

### 2023-24 GAME-BY-GAME STATISTICS

| Opponent              | GS | Min. | FG-A | 3FG-A | FT-A  | O-D-T | PF | A | TO | BLK | STL | PTS |
|-----------------------|----|------|------|-------|-------|-------|----|---|----|-----|-----|-----|
| vs. Baylor            | 14 | 2-3  | 0-0  | 1-3   | 2-2-4 | 4     | 4  | 0 | 5  | 1   | 5   |     |
| SE Louisiana          | 16 | 3-3  | 0-0  | 0-0   | 2-2-4 | 3     | 0  | 0 | 1  | 0   | 6   |     |
| vs. Notre Dame        | 15 | 1-2  | 0-0  | 0-0   | 1-0-1 | 2     | 1  | 4 | 1  | 2   | 2   |     |
| vs. St. Bonaventure   | 16 | 1-2  | 0-0  | 6-6   | 2-2-4 | 3     | 2  | 0 | 0  | 0   | 8   |     |
| Alabama A&M *         | 17 | 3-5  | 0-0  | 0-0   | 5-4-9 | 0     | 2  | 3 | 2  | 1   | 6   |     |
| Virginia Tech         | 12 | 0-0  | 0-0  | 2-5   | 0-0-0 | 1     | 2  | 0 | 0  | 0   | 2   |     |
| at App State          | 13 | 2-3  | 0-0  | 0-0   | 3-1-4 | 3     | 0  | 1 | 0  | 0   | 4   |     |
| vs. Indiana           | 17 | 1-2  | 0-0  | 0-0   | 4-4-8 | 1     | 0  | 0 | 0  | 1   | 2   |     |
| vs. UNC Asheville     | 18 | 3-6  | 0-0  | 0-0   | 1-0-1 | 2     | 0  | 0 | 1  | 0   | 6   |     |
| USC                   | 17 | 4-5  | 0-1  | 3-4   | 2-3-5 | 3     | 2  | 0 | 2  | 3   | 11  |     |
| Alabama State         | 16 | 2-2  | 0-0  | 0-0   | 0-1-1 | 1     | 0  | 0 | 2  | 1   | 4   |     |
| Chattanooga           | 18 | 3-5  | 0-0  | 1-2   | 4-5-9 | 1     | 1  | 1 | 3  | 1   | 7   |     |
| Penn                  | 9  | 3-3  | 0-0  | 0-0   | 1-2-3 | 4     | 0  | 0 | 0  | 0   | 6   |     |
| at Arkansas           | 13 | 3-3  | 0-0  | 0-2   | 3-5-8 | 3     | 0  | 0 | 2  | 0   | 6   |     |
| Texas A&M             | 12 | 3-3  | 0-0  | 0-0   | 1-4-5 | 2     | 2  | 0 | 0  | 1   | 6   |     |
| LSU                   | 17 | 1-2  | 0-0  | 3-4   | 3-3-6 | 2     | 3  | 1 | 5  | 1   | 5   |     |
| at Vanderbilt         | 15 | 4-7  | 0-0  | 4-4   | 3-3-6 | 1     | 0  | 1 | 2  | 1   | 12  |     |
| Ole Miss              | 18 | 5-6  | 0-0  | 2-2   | 2-1-3 | 1     | 3  | 4 | 0  | 1   | 12  |     |
| at Alabama            | 14 | 1-2  | 0-0  | 0-0   | 2-1-3 | 3     | 1  | 1 | 3  | 1   | 2   |     |
| at Mississippi St.    | 6  | 0-0  | 0-0  | 0-0   | 0-0-0 | 4     | 0  | 0 | 1  | 0   | 0   |     |
| Vanderbilt            | 13 | 0-2  | 0-1  | 0-2   | 0-3-3 | 2     | 0  | 0 | 0  | 1   | 0   |     |
| at Ole Miss           | 14 | 0-1  | 0-0  | 0-0   | 1-1-2 | 0     | 1  | 0 | 2  | 1   | 0   |     |
| Alabama               | 13 | 1-1  | 0-0  | 2-2   | 0-3-3 | 4     | 0  | 0 | 3  | 0   | 4   |     |
| at Florida            | 11 | 2-2  | 0-0  | 0-1   | 4-0-4 | 3     | 1  | 2 | 0  | 0   | 4   |     |
| South Carolina        | 15 | 2-3  | 0-0  | 4-4   | 0-0-0 | 4     | 5  | 0 | 4  | 0   | 8   |     |
| Kentucky              | 8  | 2-2  | 0-0  | 0-3   | 1-0-1 | 1     | 1  | 1 | 0  | 0   | 4   |     |
| at Georgia            | 24 | 2-3  | 1-2  | 0-0   | 0-3-3 | 3     | 2  | 1 | 1  | 0   | 5   |     |
| at Tennessee          | 7  | 0-2  | 0-0  | 0-0   | 1-0-1 | 3     | 1  | 0 | 0  | 1   | 0   |     |
| Mississippi State     | 15 | 3-3  | 0-0  | 0-1   | 2-3-5 | 1     | 1  | 0 | 2  | 1   | 6   |     |
| at Missouri           | 16 | 5-5  | 1-1  | 1-2   | 4-2-6 | 4     | 0  | 3 | 1  | 0   | 12  |     |
| Georgia               | 15 | 3-4  | 0-0  | 4-9   | 2-1-3 | 3     | 5  | 1 | 1  | 1   | 10  |     |
| vs. South Carolina    | 13 | 3-6  | 0-0  | 1-4   | 2-2-4 | 4     | 0  | 0 | 4  | 1   | 7   |     |
| vs. Mississippi State |    |      |      |       |       |       |    |   |    |     |     |     |

### CARDWELL'S CAREER STATISTICS

| SEASON       | TEAM | GP-GS        | MIN/AVG          | Field Goals    |             | 3-Point    |             | F-Throws      |             | Rebounds   |            |            |            | Scoring      |            |           |            |           |            |            |
|--------------|------|--------------|------------------|----------------|-------------|------------|-------------|---------------|-------------|------------|------------|------------|------------|--------------|------------|-----------|------------|-----------|------------|------------|
|              |      |              |                  | FG-FGA         | FG%         | 3FG-3FGA   | 3FG%        | FT-FTA        | FT%         | OFF        | DEF        | TOT        | AVG        | PF-FO        | A          | TO        | BLK        | STL       | PTS        | AVG        |
| 2020-21      | AUB  | 27-0         | 409/15.1         | 43-61          | .705        | 1-1        | 1.000       | 16-28         | .571        | 49         | 49         | 98         | 3.6        | 57-1         | 13         | 41        | 17         | 12        | 103        | 3.8        |
| 2021-22      | AUB  | 34-0         | 394/11.6         | 49-71          | .690        | 0-1        | .000        | 4-10          | .400        | 53         | 49         | 102        | 3.0        | 60-0         | 18         | 9         | 42         | 18        | 102        | 3.0        |
| 2022-23      | AUB  | 32-1         | 428/13.4         | 56-75          | .747        | 0-1        | .000        | 7-22          | .318        | 54         | 66         | 120        | 3.8        | 64-0         | 35         | 20        | 43         | 9         | 119        | 3.7        |
| 2023-24      | AUB  | 32-1         | 464/14.5         | 68-98          | .694        | 2-5        | .400        | 34-60         | .567        | 58         | 61         | 119        | 3.7        | 76-0         | 38         | 24        | 48         | 20        | 172        | 5.4        |
| <b>TOTAL</b> |      | <b>125-2</b> | <b>1695/13.6</b> | <b>216-305</b> | <b>.708</b> | <b>3-8</b> | <b>.375</b> | <b>61-120</b> | <b>.508</b> | <b>214</b> | <b>225</b> | <b>439</b> | <b>3.5</b> | <b>257-1</b> | <b>104</b> | <b>94</b> | <b>150</b> | <b>59</b> | <b>496</b> | <b>4.0</b> |

# 2023-24 OVERALL STATISTICS

### Game Records

| Record         | Overall | Home | Away | Neutral |
|----------------|---------|------|------|---------|
| ALL GAMES      | 25-7    | 15-1 | 5-5  | 5-1     |
| CONFERENCE     | 13-5    | 8-1  | 5-4  | 0-0     |
| NON-CONFERENCE | 12-2    | 7-0  | 0-1  | 5-1     |

### Score by Periods

| Team      | 1st  | 2nd  | OT | TOT  |
|-----------|------|------|----|------|
| Auburn    | 1315 | 1359 | 0  | 2674 |
| Opponents | 994  | 1186 | 0  | 2180 |

### Team Box Score

| No.              | Player             |           |             |      | Total           |             | 3-Point        |             | F-Throw        |             | Rebounds   |            |             |             |            |           |            |            |            |            |             |             |
|------------------|--------------------|-----------|-------------|------|-----------------|-------------|----------------|-------------|----------------|-------------|------------|------------|-------------|-------------|------------|-----------|------------|------------|------------|------------|-------------|-------------|
|                  |                    | GP-GS     | MIN         | AVG  | FG-FGA          | FG%         | 3FG-3FGA       | 3FG%        | FT-FTA         | FT%         | OFF        | DEF        | TOT         | AVG         | PF         | DQ        | A          | TO         | BLK        | STL        | PTS         | AVG         |
| 4                | BROOME, Johni      | 32-31     | 794:40      | 24.8 | 200-370         | .541        | 26-72          | .361        | 97-162         | .599        | 79         | 193        | 272         | 8.5         | 76         | 2         | 68         | 49         | 71         | 29         | 523         | 16.3        |
| 2                | WILLIAMS, Jaylin   | 31-30     | 742:42      | 24.0 | 139-241         | .577        | 32-79          | .405        | 80-97          | .825        | 35         | 102        | 137         | 4.4         | 50         | 0         | 59         | 33         | 18         | 22         | 390         | 12.6        |
| 10               | BAKER-MAZARA, Chad | 32-6      | 712:37      | 22.3 | 96-213          | .451        | 36-87          | .414        | 98-111         | .883        | 31         | 92         | 123         | 3.8         | 78         | 1         | 73         | 37         | 17         | 33         | 326         | 10.2        |
| 12               | JONES, Denver      | 32-30     | 690:22      | 21.6 | 85-198          | .429        | 46-110         | .418        | 61-68          | .897        | 18         | 44         | 62          | 1.9         | 36         | 0         | 46         | 27         | 3          | 25         | 277         | 8.7         |
| 1                | HOLLOWAY, Aden     | 32-23     | 653:20      | 20.4 | 80-244          | .328        | 51-164         | .311        | 39-51          | .765        | 8          | 41         | 49          | 1.5         | 41         | 0         | 86         | 27         | 1          | 13         | 250         | 7.8         |
| 0                | JOHNSON, K.D.      | 32-1      | 565:29      | 17.7 | 74-192          | .385        | 26-89          | .292        | 60-77          | .779        | 10         | 47         | 57          | 1.8         | 82         | 3         | 45         | 28         | 7          | 38         | 234         | 7.3         |
| 3                | DONALDSON, Tre     | 32-10     | 603:36      | 18.9 | 81-171          | .474        | 24-61          | .393        | 26-31          | .839        | 11         | 65         | 76          | 2.4         | 37         | 0         | 104        | 42         | 0          | 26         | 212         | 6.6         |
| 44               | CARDWELL, Dylan    | 32-1      | 463:53      | 14.5 | 68-98           | .694        | 2-5            | .400        | 34-60          | .567        | 58         | 61         | 119         | 3.7         | 76         | 0         | 38         | 24         | 48         | 20         | 172         | 5.4         |
| 31               | JOHNSON, Chaney    | 32-2      | 491:43      | 15.4 | 59-117          | .504        | 8-29           | .276        | 28-38          | .737        | 31         | 84         | 115         | 3.6         | 77         | 1         | 26         | 28         | 15         | 16         | 154         | 4.8         |
| 5                | MOORE, Chris       | 31-26     | 416:40      | 13.4 | 25-59           | .424        | 4-21           | .190        | 16-21          | .762        | 25         | 25         | 50          | 1.6         | 33         | 0         | 23         | 16         | 10         | 12         | 70          | 2.3         |
| 24               | BERMAN, Lior       | 28-0      | 180:29      | 6.4  | 16-36           | .444        | 6-17           | .353        | 10-15          | .667        | 12         | 20         | 32          | 1.1         | 20         | 0         | 7          | 5          | 1          | 2          | 48          | 1.7         |
| 21               | MUSCHALEK, Blake   | 14-0      | 20:60       | 1.5  | 0-3             | .000        | 0-0            | .000        | 8-13           | .615        | 0          | 1          | 1           | 0.1         | 0          | 0         | 1          | 1          | 0          | 1          | 8           | 0.6         |
| 23               | SCOTT, Addarin     | 15-0      | 22:28       | 1.5  | 2-3             | .667        | 0-0            | .000        | 2-2            | 1.000       | 2          | 4          | 6           | 0.4         | 4          | 0         | 1          | 2          | 3          | 1          | 6           | 0.4         |
| 55               | HARPER, Jalen      | 12-0      | 16:57       | 1.4  | 2-10            | .200        | 0-3            | .000        | 0-0            | .000        | 0          | 0          | 0           | 0.0         | 2          | 0         | 1          | 0          | 0          | 0          | 4           | 0.3         |
| 14               | PATTERSON, Presley | 2-0       | 02:11       | 1.1  | 0-0             | .000        | 0-0            | .000        | 0-0            | .000        | 0          | 1          | 1           | 0.5         | 0          | 0         | 0          | 0          | 0          | 0          | 0           | 0.0         |
| 20               | SOBERA, Carter     | 14-0      | 20:23       | 1.5  | 0-2             | .000        | 0-0            | .000        | 0-0            | .000        | 1          | 4          | 5           | 0.4         | 0          | 0         | 0          | 0          | 0          | 0          | 0           | 0.0         |
| 42               | ALEXANDER, Haston  | 1-0       | 01:31       | 1.5  | 0-0             | .000        | 0-0            | .000        | 0-0            | .000        | 0          | 1          | 1           | 1.0         | 1          | 0         | 0          | 0          | 0          | 0          | 0           | 0.0         |
| Team             |                    |           |             |      |                 |             |                |             |                |             | 49         | 66         | 115         |             |            |           | 14         |            |            |            |             |             |
| <b>Total</b>     |                    | <b>32</b> | <b>6400</b> |      | <b>927-1957</b> | <b>.474</b> | <b>261-737</b> | <b>.354</b> | <b>559-746</b> | <b>.749</b> | <b>370</b> | <b>851</b> | <b>1221</b> | <b>38.2</b> | <b>613</b> | <b>7</b>  | <b>578</b> | <b>333</b> | <b>194</b> | <b>238</b> | <b>2674</b> | <b>83.6</b> |
| <b>Opponents</b> |                    | <b>32</b> | <b>6400</b> |      | <b>713-1855</b> | <b>.384</b> | <b>192-630</b> | <b>.305</b> | <b>562-759</b> | <b>.740</b> | <b>364</b> | <b>736</b> | <b>1100</b> | <b>34.4</b> | <b>610</b> | <b>13</b> | <b>309</b> | <b>413</b> | <b>102</b> | <b>204</b> | <b>2180</b> | <b>68.1</b> |

### Team Statistics

|                        | AUB             | OPP             |
|------------------------|-----------------|-----------------|
| <b>Scoring</b>         | <b>2674</b>     | <b>2180</b>     |
| Points per game        | 83.6            | 68.1            |
| Scoring margin         | +15.4           | -               |
| <b>Field goals-att</b> | <b>927-1957</b> | <b>713-1855</b> |
| Field goal pct         | .474            | .384            |
| <b>3 point fg-att</b>  | <b>261-737</b>  | <b>192-630</b>  |
| 3-point FG pct         | .354            | .305            |
| 3-pt FG made per game  | 8.2             | 6.0             |
| <b>Free throws-att</b> | <b>559-746</b>  | <b>562-759</b>  |
| Free throw pct         | .749            | .740            |
| F-Throws made per game | 17.5            | 17.6            |
| <b>Rebounds</b>        | <b>1221</b>     | <b>1100</b>     |
| Rebounds per game      | 38.2            | 34.4            |
| Rebounding margin      | +3.8            | -               |
| <b>Assists</b>         | <b>578</b>      | <b>309</b>      |
| Assists per game       | 18.1            | 9.7             |
| <b>Turnovers</b>       | <b>333</b>      | <b>413</b>      |
| Turnovers per game     | 10.4            | 12.9            |
| Turnover margin        | +2.5            | -               |
| Assist/turnover ratio  | 1.7             | 0.7             |
| <b>Steals</b>          | <b>238</b>      | <b>204</b>      |
| Steals per game        | 7.4             | 6.4             |
| <b>Blocks</b>          | <b>194</b>      | <b>102</b>      |
| Blocks per game        | 6.1             | 3.2             |
| <b>Winning streak</b>  | <b>4</b>        | <b>-</b>        |
| Home win streak        | 2               | -               |
| <b>Attendance</b>      | <b>145936</b>   | <b>119535</b>   |
| Home games-Avg/Game    | 16-9121         | 10-11954        |
| Neutral site-Avg/Game  | -               | 6-7620          |

### Team Results

| Date       | Opponent            |   | Score  | Att.  |
|------------|---------------------|---|--------|-------|
| 11/07/2023 | vs Baylor           | L | 82-88  | 3028  |
| 11/10/2023 | Southeastern La.    | W | 86-71  | 9121  |
| 11/16/2023 | vs Notre Dame       | W | 83-59  | 5524  |
| 11/17/2023 | vs St. Bonaventure  | W | 77-60  | 4849  |
| 11/21/2023 | Alabama A&M         | W | 84-54  | 9121  |
| 11/29/2023 | Virginia Tech       | W | 74-57  | 9121  |
| 12/03/2023 | at App State        | L | 64-69  | 7037  |
| 12/09/2023 | vs Indiana          | W | 104-76 | 8623  |
| 12/13/2023 | vs UNC Asheville    | W | 87-62  | 6556  |
| 12/17/2023 | Southern California | W | 91-75  | 9121  |
| 12/22/2023 | Alabama St.         | W | 82-62  | 9121  |
| 12/30/2023 | Chattanooga         | W | 101-66 | 9121  |
| 01/02/2024 | Penn                | W | 88-68  | 9121  |
| 01/06/2024 | at Arkansas         | W | 83-51  | 19200 |
| 01/09/2024 | Texas A&M           | W | 66-55  | 9121  |
| 01/13/2024 | LSU                 | W | 93-78  | 9121  |
| 01/17/2024 | at Vanderbilt       | W | 80-65  | 7099  |
| 01/20/2024 | Ole Miss            | W | 82-59  | 9121  |
| 01/24/2024 | at Alabama          | L | 75-79  | 13474 |
| 01/27/2024 | at Mississippi St.  | L | 58-64  | 9175  |
| 01/31/2024 | Vanderbilt          | W | 81-54  | 9121  |
| 02/03/2024 | at Ole Miss         | W | 91-77  | 9631  |
| 02/07/2024 | Alabama             | W | 99-81  | 9121  |
| 02/10/2024 | at Florida          | L | 65-81  | 10808 |
| 02/14/2024 | South Carolina      | W | 101-61 | 9121  |
| 02/17/2024 | Kentucky            | L | 59-70  | 9121  |
| 02/24/2024 | at Georgia          | W | 97-76  | 10523 |
| 02/28/2024 | at Tennessee        | L | 84-92  | 22547 |
| 03/02/2024 | Mississippi St.     | W | 78-63  | 9121  |
| 03/05/2024 | at Missouri         | W | 101-74 | 10041 |
| 03/09/2024 | Georgia             | W | 92-78  | 9121  |
| 03/15/2024 | vs South Carolina   | W | 86-55  | 17137 |

# 2023-24 CONFERENCE STATISTICS

### Game Records

| Record         | Overall | Home | Away | Neutral |
|----------------|---------|------|------|---------|
| ALL GAMES      | 13-5    | 8-1  | 5-4  | 0-0     |
| CONFERENCE     | 13-5    | 8-1  | 5-4  | 0-0     |
| NON-CONFERENCE | 0-0     | 0-0  | 0-0  | 0-0     |

### Score by Periods

| Team      | 1st | 2nd | OT | TOT  |
|-----------|-----|-----|----|------|
| Auburn    | 701 | 784 | 0  | 1485 |
| Opponents | 593 | 665 | 0  | 1258 |

### Team Box Score

| No.              | Player             |           |             |      | Total           |             | 3-Point        |             | F-Throw        |             | Rebounds   |            |            |             |            |          |            |            |            |            |             |             |
|------------------|--------------------|-----------|-------------|------|-----------------|-------------|----------------|-------------|----------------|-------------|------------|------------|------------|-------------|------------|----------|------------|------------|------------|------------|-------------|-------------|
|                  |                    | GP-GS     | MIN         | AVG  | FG-FGA          | FG%         | 3FG-3FGA       | 3FG%        | FT-FTA         | FT%         | OFF        | DEF        | TOT        | AVG         | PF         | DQ       | A          | TO         | BLK        | STL        | PTS         | AVG         |
| 4                | BROOME, Johni      | 18-18     | 470:51      | 26.2 | 115-216         | .532        | 17-41          | .415        | 53-84          | .631        | 42         | 107        | 149        | 8.3         | 42         | 1        | 44         | 27         | 45         | 19         | 300         | 16.7        |
| 2                | WILLIAMS, Jaylin   | 17-16     | 437:05      | 25.7 | 82-143          | .573        | 19-46          | .413        | 55-65          | .846        | 16         | 52         | 68         | 4.0         | 30         | 0        | 33         | 18         | 8          | 10         | 238         | 14.0        |
| 10               | BAKER-MAZARA, Chad | 18-5      | 438:06      | 24.3 | 58-126          | .460        | 24-51          | .471        | 59-67          | .881        | 18         | 60         | 78         | 4.3         | 52         | 1        | 44         | 30         | 12         | 22         | 199         | 11.1        |
| 12               | JONES, Denver      | 18-17     | 402:02      | 22.3 | 52-115          | .452        | 29-63          | .460        | 33-37          | .892        | 10         | 18         | 28         | 1.6         | 22         | 0        | 23         | 13         | 3          | 15         | 166         | 9.2         |
| 0                | JOHNSON, K.D.      | 18-1      | 330:54      | 18.4 | 38-110          | .345        | 12-48          | .250        | 37-47          | .787        | 4          | 23         | 27         | 1.5         | 46         | 2        | 24         | 18         | 4          | 22         | 125         | 6.9         |
| 3                | DONALDSON, Tre     | 18-7      | 349:30      | 19.4 | 42-94           | .447        | 11-30          | .367        | 14-17          | .824        | 4          | 38         | 42         | 2.3         | 23         | 0        | 55         | 24         | 0          | 17         | 109         | 6.1         |
| 1                | HOLLOWAY, Aden     | 18-11     | 341:24      | 19.0 | 34-113          | .301        | 20-80          | .250        | 16-22          | .727        | 4          | 23         | 27         | 1.5         | 21         | 0        | 34         | 14         | 0          | 9          | 104         | 5.8         |
| 44               | CARDWELL, Dylan    | 18-0      | 250:50      | 13.9 | 37-51           | .725        | 2-4            | .500        | 20-36          | .556        | 29         | 33         | 62         | 3.4         | 44         | 0        | 26         | 15         | 28         | 9          | 96          | 5.3         |
| 31               | JOHNSON, Chaney    | 18-2      | 263:06      | 14.6 | 34-61           | .557        | 5-17           | .294        | 18-23          | .783        | 11         | 49         | 60         | 3.3         | 42         | 0        | 14         | 14         | 7          | 6          | 91          | 5.1         |
| 24               | BERMAN, Lior       | 16-0      | 98:49       | 6.2  | 11-22           | .500        | 4-10           | .400        | 6-7            | .857        | 5          | 11         | 16         | 1.0         | 12         | 0        | 5          | 4          | 0          | 2          | 32          | 2.0         |
| 5                | MOORE, Chris       | 17-13     | 185:21      | 10.9 | 7-25            | .280        | 3-11           | .273        | 1-2            | .500        | 13         | 11         | 24         | 1.4         | 14         | 0        | 8          | 7          | 4          | 7          | 18          | 1.1         |
| 23               | SCOTT, Addarin     | 6-0       | 08:41       | 1.4  | 2-2             | 1.000       | 0-0            | .000        | 0-0            | .000        | 0          | 1          | 1          | 0.2         | 3          | 0        | 1          | 1          | 2          | 0          | 4           | 0.7         |
| 55               | HARPER, Jalen      | 5-0       | 07:02       | 1.4  | 1-3             | .333        | 0-0            | .000        | 0-0            | .000        | 0          | 0          | 0          | 0.0         | 1          | 0        | 1          | 0          | 0          | 0          | 2           | 0.4         |
| 21               | MUSCHALEK, Blake   | 6-0       | 09:11       | 1.5  | 0-0             | .000        | 0-0            | .000        | 1-2            | .500        | 0          | 1          | 1          | 0.2         | 0          | 0        | 1          | 1          | 0          | 0          | 1           | 0.2         |
| 14               | PATTERSON, Presley | 1-0       | 00:08       | 0.1  | 0-0             | .000        | 0-0            | .000        | 0-0            | .000        | 0          | 0          | 0          | 0.0         | 0          | 0        | 0          | 0          | 0          | 0          | 0           | 0.0         |
| 20               | SOBERA, Carter     | 5-0       | 07:02       | 1.4  | 0-1             | .000        | 0-0            | .000        | 0-0            | .000        | 1          | 3          | 4          | 0.8         | 0          | 0        | 0          | 0          | 0          | 0          | 0           | 0.0         |
| Team             |                    |           |             |      |                 |             |                |             |                |             | 35         | 34         | 69         |             |            |          | 8          |            |            |            |             |             |
| <b>Total</b>     |                    | <b>18</b> | <b>3600</b> |      | <b>513-1082</b> | <b>.474</b> | <b>146-401</b> | <b>.364</b> | <b>313-409</b> | <b>.765</b> | <b>192</b> | <b>464</b> | <b>656</b> | <b>36.4</b> | <b>352</b> | <b>4</b> | <b>313</b> | <b>194</b> | <b>113</b> | <b>138</b> | <b>1485</b> | <b>82.5</b> |
| <b>Opponents</b> |                    | <b>18</b> | <b>3600</b> |      | <b>407-1051</b> | <b>.387</b> | <b>109-351</b> | <b>.311</b> | <b>335-453</b> | <b>.740</b> | <b>222</b> | <b>413</b> | <b>635</b> | <b>35.3</b> | <b>345</b> | <b>5</b> | <b>170</b> | <b>226</b> | <b>65</b>  | <b>119</b> | <b>1258</b> | <b>69.9</b> |

### Team Statistics

|                        | AUB             | OPP             |
|------------------------|-----------------|-----------------|
| <b>Scoring</b>         | <b>1485</b>     | <b>1258</b>     |
| Points per game        | 82.5            | 69.9            |
| Scoring margin         | +12.6           | -               |
| <b>Field goals-att</b> | <b>513-1082</b> | <b>407-1051</b> |
| Field goal pct         | .474            | .387            |
| <b>3 point fg-att</b>  | <b>146-401</b>  | <b>109-351</b>  |
| 3-point FG pct         | .364            | .311            |
| 3-pt FG made per game  | 8.1             | 6.1             |
| <b>Free throws-att</b> | <b>313-409</b>  | <b>335-453</b>  |
| Free throw pct         | .765            | .740            |
| F-Throws made per game | 17.4            | 18.6            |
| <b>Rebounds</b>        | <b>656</b>      | <b>635</b>      |
| Rebounds per game      | 36.4            | 35.3            |
| Rebounding margin      | +1.2            | -               |
| <b>Assists</b>         | <b>313</b>      | <b>170</b>      |
| Assists per game       | 17.4            | 9.4             |
| <b>Turnovers</b>       | <b>194</b>      | <b>226</b>      |
| Turnovers per game     | 10.8            | 12.6            |
| Turnover margin        | +1.8            | -               |
| Assist/turnover ratio  | 1.6             | 0.8             |
| <b>Steals</b>          | <b>138</b>      | <b>119</b>      |
| Steals per game        | 7.7             | 6.6             |
| <b>Blocks</b>          | <b>113</b>      | <b>65</b>       |
| Blocks per game        | 6.3             | 3.6             |
| <b>Winning streak</b>  | <b>3</b>        | <b>-</b>        |
| Home win streak        | 2               | -               |
| <b>Attendance</b>      | <b>82089</b>    | <b>112498</b>   |
| Home games-Avg/Game    | 9-9121          | 9-12500         |
| Neutral site-Avg/Game  | -               | 0-0             |

### Team Results

| Date       | Opponent           |   | Score  | Att.  |
|------------|--------------------|---|--------|-------|
| 01/06/2024 | at Arkansas        | W | 83-51  | 19200 |
| 01/09/2024 | Texas A&M          | W | 66-55  | 9121  |
| 01/13/2024 | LSU                | W | 93-78  | 9121  |
| 01/17/2024 | at Vanderbilt      | W | 80-65  | 7099  |
| 01/20/2024 | Ole Miss           | W | 82-59  | 9121  |
| 01/24/2024 | at Alabama         | L | 75-79  | 13474 |
| 01/27/2024 | at Mississippi St. | L | 58-64  | 9175  |
| 01/31/2024 | Vanderbilt         | W | 81-54  | 9121  |
| 02/03/2024 | at Ole Miss        | W | 91-77  | 9631  |
| 02/07/2024 | Alabama            | W | 99-81  | 9121  |
| 02/10/2024 | at Florida         | L | 65-81  | 10808 |
| 02/14/2024 | South Carolina     | W | 101-61 | 9121  |
| 02/17/2024 | Kentucky           | L | 59-70  | 9121  |
| 02/24/2024 | at Georgia         | W | 97-76  | 10523 |
| 02/28/2024 | at Tennessee       | L | 84-92  | 22547 |
| 03/02/2024 | Mississippi St.    | W | 78-63  | 9121  |
| 03/05/2024 | at Missouri        | W | 101-74 | 10041 |
| 03/09/2024 | Georgia            | W | 92-78  | 9121  |

# TEAM AND OPPONENT SUPERLATIVES

## AUBURN GAME HIGHS

### Auburn - Game Highs

|                              |              |                               |
|------------------------------|--------------|-------------------------------|
| <b>POINTS</b>                | 104          | vs Indiana (N) (12/09/2023)   |
|                              | 101          | at Missouri (03/05/2024)      |
|                              | 101          | South Carolina (02/14/2024)   |
|                              | 101          | Chattanooga (12/30/2023)      |
|                              | 99           | Alabama (02/07/2024)          |
| <b>FIELD GOALS MADE</b>      | 37           | Chattanooga (12/30/2023)      |
|                              | 36           | at Georgia (02/24/2024)       |
|                              | 36           | South Carolina (02/14/2024)   |
| <b>FIELD GOAL ATTEMPTS</b>   | 72           | vs Indiana (N) (12/09/2023)   |
|                              | 70           | at Arkansas (01/06/2024)      |
|                              | 70           | Southeastern La. (11/10/2023) |
| <b>FIELD GOAL PERCENTAGE</b> | .621 (36-58) | at Georgia (02/24/2024)       |
|                              | .610 (36-59) | South Carolina (02/14/2024)   |
| <b>3 PT FG MADE</b>          | 14           | at Georgia (02/24/2024)       |
|                              | 14           | vs Indiana (N) (12/09/2023)   |
| <b>3 PT FG ATTEMPTS</b>      | 35           | Penn (01/02/2024)             |
|                              | 32           | Southeastern La. (11/10/2023) |
| <b>3 PT FG PERCENTAGE</b>    | .600 (12-20) | South Carolina (02/14/2024)   |
|                              | .538 (14-26) | at Georgia (02/24/2024)       |
| <b>FREE THROWS MADE</b>      | 40           | Alabama (02/07/2024)          |
|                              | 27           | LSU (01/13/2024)              |
| <b>FREE THROW ATTEMPTS</b>   | 50           | Alabama (02/07/2024)          |
|                              | 36           | Virginia Tech (11/29/2023)    |
|                              | 36           | Alabama A&M (11/21/2023)      |
| <b>FREE THROW PERCENTAGE</b> | .909 (10-11) | Ole Miss (01/20/2024)         |
|                              | .895 (17-19) | South Carolina (02/14/2024)   |
| <b>REBOUNDS</b>              | 48           | at App State (12/03/2023)     |
|                              | 48           | Alabama A&M (11/21/2023)      |
| <b>ASSISTS</b>               | 29           | Georgia (03/09/2024)          |
|                              | 25           | at Ole Miss (02/03/2024)      |
|                              | 25           | vs Indiana (N) (12/09/2023)   |
| <b>STEALS</b>                | 15           | LSU (01/13/2024)              |
|                              | 13           | Alabama (02/07/2024)          |
| <b>BLOCKED SHOTS</b>         | 12           | Alabama (02/07/2024)          |
|                              | 10           | at Alabama (01/24/2024)       |
|                              | 10           | vs Baylor (N) (11/07/2023)    |
| <b>TURNOVERS</b>             | 18           | Alabama St. (12/22/2023)      |
|                              | 16           | at Tennessee (02/28/2024)     |
|                              | 16           | Ole Miss (01/20/2024)         |
| <b>FOULS</b>                 | 32           | vs Baylor (N) (11/07/2023)    |
|                              | 28           | Alabama (02/07/2024)          |

## OPPONENT GAME HIGHS

### Opponent - Game Highs

|                              |              |                                 |
|------------------------------|--------------|---------------------------------|
| <b>POINTS</b>                | 92           | at Tennessee (02/28/2024)       |
|                              | 88           | vs Baylor (N) (11/07/2023)      |
|                              | 81           | at Florida (02/10/2024)         |
|                              | 81           | Alabama (02/07/2024)            |
|                              | 79           | at Alabama (01/24/2024)         |
| <b>FIELD GOALS MADE</b>      | 28           | at Tennessee (02/28/2024)       |
|                              | 28           | at Ole Miss (02/03/2024)        |
| <b>FIELD GOAL ATTEMPTS</b>   | 68           | at Alabama (01/24/2024)         |
|                              | 67           | at Florida (02/10/2024)         |
| <b>FIELD GOAL PERCENTAGE</b> | .509 (28-55) | at Tennessee (02/28/2024)       |
|                              | .452 (28-62) | at Ole Miss (02/03/2024)        |
| <b>3 PT FG MADE</b>          | 11           | at Alabama (01/24/2024)         |
|                              | 11           | Chattanooga (12/30/2023)        |
| <b>3 PT FG ATTEMPTS</b>      | 33           | Chattanooga (12/30/2023)        |
|                              | 30           | at Alabama (01/24/2024)         |
| <b>3 PT FG PERCENTAGE</b>    | .529 (9-17)  | at Tennessee (02/28/2024)       |
|                              | .474 (9-19)  | vs Baylor (N) (11/07/2023)      |
| <b>FREE THROWS MADE</b>      | 31           | at Missouri (03/05/2024)        |
|                              | 28           | Alabama (02/07/2024)            |
| <b>FREE THROW ATTEMPTS</b>   | 35           | at Missouri (03/05/2024)        |
|                              | 35           | at Tennessee (02/28/2024)       |
|                              | 35           | Alabama (02/07/2024)            |
| <b>FREE THROW PERCENTAGE</b> | .886 (31-35) | at Missouri (03/05/2024)        |
|                              | .875 (14-16) | Alabama St. (12/22/2023)        |
| <b>REBOUNDS</b>              | 46           | at Alabama (01/24/2024)         |
|                              | 45           | at Mississippi St. (01/27/2024) |
| <b>ASSISTS</b>               | 20           | at Ole Miss (02/03/2024)        |
|                              | 16           | Chattanooga (12/30/2023)        |
| <b>STEALS</b>                | 14           | Alabama St. (12/22/2023)        |
|                              | 11           | Texas A&M (01/09/2024)          |
| <b>BLOCKED SHOTS</b>         | 7            | at Florida (02/10/2024)         |
|                              | 6            | at Missouri (03/05/2024)        |
|                              | 6            | at Ole Miss (02/03/2024)        |
| <b>TURNOVERS</b>             | 21           | Virginia Tech (11/29/2023)      |
|                              | 19           | Texas A&M (01/09/2024)          |
| <b>FOULS</b>                 | 33           | Alabama (02/07/2024)            |
|                              | 26           | Alabama A&M (11/21/2023)        |

## AUBURN GAME LOWS

### Auburn - Game Lows

|                              |              |                                     |
|------------------------------|--------------|-------------------------------------|
| <b>POINTS</b>                | 58           | at Mississippi St. (01/27/2024)     |
|                              | 59           | Kentucky (02/17/2024)               |
|                              | 64           | at App State (12/03/2023)           |
|                              | 65           | at Florida (02/10/2024)             |
|                              | 66           | Texas A&M (01/09/2024)              |
| <b>FIELD GOALS MADE</b>      | 17           | Kentucky (02/17/2024)               |
|                              | 19           | at Mississippi St. (01/27/2024)     |
| <b>FIELD GOAL ATTEMPTS</b>   | 51           | Texas A&M (01/09/2024)              |
|                              | 52           | vs St. Bonaventure (N) (11/17/2023) |
| <b>FIELD GOAL PERCENTAGE</b> | .309 (17-55) | Kentucky (02/17/2024)               |
|                              | .339 (19-56) | at Mississippi St. (01/27/2024)     |
| <b>3 PT FG MADE</b>          | 2            | Virginia Tech (11/29/2023)          |
|                              | 3            | at Florida (02/10/2024)             |
|                              | 3            | at App State (12/03/2023)           |
| <b>3 PT FG ATTEMPTS</b>      | 16           | Virginia Tech (11/29/2023)          |
|                              | 17           | at Florida (02/10/2024)             |
| <b>3 PT FG PERCENTAGE</b>    | .111 (3-27)  | at App State (12/03/2023)           |
|                              | .125 (2-16)  | Virginia Tech (11/29/2023)          |
| <b>FREE THROWS MADE</b>      | 8            | at Arkansas (01/06/2024)            |
|                              | 9            | vs South Carolina (N) (03/15/2024)  |
|                              | 9            | at Ole Miss (02/03/2024)            |
|                              | 9            | at App State (12/03/2023)           |
| <b>FREE THROW ATTEMPTS</b>   | 11           | Ole Miss (01/20/2024)               |
|                              | 11           | at Arkansas (01/06/2024)            |
| <b>FREE THROW PERCENTAGE</b> | .474 (9-19)  | at App State (12/03/2023)           |
|                              | .529 (9-17)  | vs South Carolina (N) (03/15/2024)  |
| <b>REBOUNDS</b>              | 29           | South Carolina (02/14/2024)         |
|                              | 29           | Ole Miss (01/20/2024)               |
| <b>ASSISTS</b>               | 10           | at Florida (02/10/2024)             |
|                              | 11           | Kentucky (02/17/2024)               |
|                              | 11           | at Alabama (01/24/2024)             |
| <b>STEALS</b>                | 1            | at Florida (02/10/2024)             |
|                              | 3            | at Georgia (02/24/2024)             |
|                              | 3            | at App State (12/03/2023)           |
| <b>BLOCKED SHOTS</b>         | 2            | at Florida (02/10/2024)             |
|                              | 2            | at App State (12/03/2023)           |
| <b>TURNOVERS</b>             | 3            | vs Indiana (N) (12/09/2023)         |
|                              | 5            | vs South Carolina (N) (03/15/2024)  |
|                              | 5            | Alabama (02/07/2024)                |
| <b>FOULS</b>                 | 11           | Penn (01/02/2024)                   |
|                              | 13           | Alabama St. (12/22/2023)            |

## OPPONENT GAME LOWS

### Opponent - Game Lows

|                              |              |                                     |
|------------------------------|--------------|-------------------------------------|
| <b>POINTS</b>                | 51           | at Arkansas (01/06/2024)            |
|                              | 54           | Vanderbilt (01/31/2024)             |
|                              | 54           | Alabama A&M (11/21/2023)            |
|                              | 55           | vs South Carolina (N) (03/15/2024)  |
|                              | 55           | Texas A&M (01/09/2024)              |
| <b>FIELD GOALS MADE</b>      | 14           | Virginia Tech (11/29/2023)          |
|                              | 15           | Vanderbilt (01/31/2024)             |
| <b>FIELD GOAL ATTEMPTS</b>   | 51           | vs UNC Asheville (N) (12/13/2023)   |
|                              | 51           | at App State (12/03/2023)           |
|                              | 51           | Virginia Tech (11/29/2023)          |
| <b>FIELD GOAL PERCENTAGE</b> | .268 (15-56) | Vanderbilt (01/31/2024)             |
|                              | .275 (14-51) | Virginia Tech (11/29/2023)          |
| <b>3 PT FG MADE</b>          | 2            | vs Notre Dame (N) (11/16/2023)      |
|                              | 3            | vs South Carolina (N) (03/15/2024)  |
|                              | 3            | at Georgia (02/24/2024)             |
|                              | 3            | South Carolina (02/14/2024)         |
|                              | 3            | Texas A&M (01/09/2024)              |
|                              | 3            | Alabama A&M (11/21/2023)            |
|                              | 3            | vs St. Bonaventure (N) (11/17/2023) |
| <b>3 PT FG ATTEMPTS</b>      | 12           | vs South Carolina (N) (03/15/2024)  |
|                              | 13           | Kentucky (02/17/2024)               |
| <b>3 PT FG PERCENTAGE</b>    | .077 (2-26)  | vs Notre Dame (N) (11/16/2023)      |
|                              | .125 (3-24)  | vs St. Bonaventure (N) (11/17/2023) |
| <b>FREE THROWS MADE</b>      | 8            | at Arkansas (01/06/2024)            |
|                              | 8            | Penn (01/02/2024)                   |
| <b>FREE THROW ATTEMPTS</b>   | 13           | vs St. Bonaventure (N) (11/17/2023) |
|                              | 14           | Penn (01/02/2024)                   |
| <b>FREE THROW PERCENTAGE</b> | .500 (9-18)  | at Mississippi St. (01/27/2024)     |
|                              | .500 (9-18)  | vs UNC Asheville (N) (12/13/2023)   |
| <b>REBOUNDS</b>              | 23           | Chattanooga (12/30/2023)            |
|                              | 24           | at Georgia (02/24/2024)             |
| <b>ASSISTS</b>               | 4            | at Vanderbilt (01/17/2024)          |
|                              | 5            | at Georgia (02/24/2024)             |
|                              | 5            | South Carolina (02/14/2024)         |
| <b>STEALS</b>                | 2            | vs South Carolina (N) (03/15/2024)  |
|                              | 2            | Alabama (02/07/2024)                |
|                              | 2            | vs Indiana (N) (12/09/2023)         |
| <b>BLOCKED SHOTS</b>         | 0            | Georgia (03/09/2024)                |
|                              | 1            | vs UNC Asheville (N) (12/13/2023)   |
|                              | 1            | vs St. Bonaventure (N) (11/17/2023) |
|                              | 1            | Southeastern La. (11/10/2023)       |
| <b>TURNOVERS</b>             | 6            | at Georgia (02/24/2024)             |
|                              | 7            | at Florida (02/10/2024)             |
|                              | 7            | at App State (12/03/2023)           |
| <b>FOULS</b>                 | 9            | vs UNC Asheville (N) (12/13/2023)   |
|                              | 11           | at Arkansas (01/06/2024)            |

# TEAM AND INDIVIDUAL SUPERLATIVES

## AUBURN INDIVIDUAL HIGHS

### Auburn - Individual Game Highs

|   |             |   |
|---|-------------|---|
| <b>POINTS</b>                             | 30          | Johni Broome vs Virginia Tech (11/29/2023)          |
|   | 26          | Jaylin Williams vs Alabama (02/07/2024)             |
|   | 25          | Chad Baker-Mazara at Georgia (02/24/2024)           |
|   | 25          | Johni Broome at Alabama (01/24/2024)                |
|   | 24          | Johni Broome vs Alabama (02/07/2024)                |
|   | 24          | Johni Broome vs Penn (01/02/2024)                   |
|   | 24          | Aden Holloway vs Indiana (N) (12/09/2023)           |
|   | 24          | Jaylin Williams vs Indiana (N) (12/09/2023)         |
| <b>FIELD GOALS MADE</b>                   | 11          | Johni Broome at Alabama (01/24/2024)                |
|   | 11          | Johni Broome vs Virginia Tech (11/29/2023)          |
| <b>FIELD GOAL ATTEMPTS</b>                | 19          | Johni Broome vs Virginia Tech (11/29/2023)          |
|   | 17          | Johni Broome at Alabama (01/24/2024)                |
| <b>FIELD GOAL PERCENTAGE (min 5 made)</b> | 1.000 (9-9) | Jaylin Williams vs Chattanooga (12/30/2023)         |
|   | 1.000 (7-7) | Jaylin Williams at Vanderbilt (01/17/2024)          |
|   | 1.000 (5-5) | Dylan Cardwell at Missouri (03/05/2024)             |
| <b>3 PT FG MADE</b>                       | 7           | Denver Jones vs Georgia (03/09/2024)                |
|   | 5           | Aden Holloway at Georgia (02/24/2024)               |
|   | 5           | Jaylin Williams vs South Carolina (02/14/2024)      |
|   | 5           | Aden Holloway vs Indiana (N) (12/09/2023)           |
| <b>3 PT FG ATTEMPTS</b>                   | 10          | Aden Holloway vs LSU (01/13/2024)                   |
|   | 9           | Denver Jones vs Georgia (03/09/2024)                |
| <b>3 PT FG PERCENTAGE (min 2 made)</b>    | 1.000 (3-3) | Chad Baker-Mazara vs UNC Asheville (N) (12/13/2023) |
|   | 1.000 (3-3) | Denver Jones vs St. Bonaventure (N) (11/17/2023)    |
|   | 1.000 (2-2) | Chaney Johnson vs Mississippi St. (03/02/2024)      |
|   | 1.000 (2-2) | Chad Baker-Mazara vs South Carolina (02/14/2024)    |
|   | 1.000 (2-2) | Johni Broome vs Vanderbilt (01/31/2024)             |
|   | 1.000 (2-2) | Jaylin Williams at Vanderbilt (01/17/2024)          |
|   | 1.000 (2-2) | Jaylin Williams vs LSU (01/13/2024)                 |
|   | 1.000 (2-2) | Jaylin Williams vs Chattanooga (12/30/2023)         |
|   | 1.000 (2-2) | K.D. Johnson vs Chattanooga (12/30/2023)            |
|   | 1.000 (2-2) | Denver Jones vs Southern California (12/17/2023)    |
| <b>FREE THROWS MADE</b>                   | 9           | Chad Baker-Mazara vs Kentucky (02/17/2024)          |
|   | 9           | Johni Broome vs Alabama (02/07/2024)                |
|   | 9           | Jaylin Williams vs Alabama (02/07/2024)             |
| <b>FREE THROW ATTEMPTS</b>                | 13          | Johni Broome vs Virginia Tech (11/29/2023)          |
|   | 11          | Johni Broome vs Alabama (02/07/2024)                |
|   | 11          | Chad Baker-Mazara vs Alabama (02/07/2024)           |
|   | 11          | Johni Broome vs St. Bonaventure (N) (11/17/2023)    |
| <b>FREE THROW PERCENTAGE (min 3 made)</b> | 1.000 (9-9) | Chad Baker-Mazara vs Kentucky (02/17/2024)          |
|   | 1.000 (8-8) | Jaylin Williams vs Mississippi St. (03/02/2024)     |
|   | 1.000 (7-7) | Chad Baker-Mazara at Georgia (02/24/2024)           |
|   | 1.000 (6-6) | Chad Baker-Mazara vs LSU (01/13/2024)               |
|   | 1.000 (6-6) | K.D. Johnson vs LSU (01/13/2024)                    |
|   | 1.000 (6-6) | Jaylin Williams vs Alabama St. (12/22/2023)         |
|   | 1.000 (6-6) | Denver Jones vs Southern California (12/17/2023)    |
|   | 1.000 (6-6) | Denver Jones vs Virginia Tech (11/29/2023)          |
|   | 1.000 (6-6) | Dylan Cardwell vs St. Bonaventure (N) (11/17/2023)  |
|   | 1.000 (5-5) | Jaylin Williams at Missouri (03/05/2024)            |
|   | 1.000 (5-5) | K.D. Johnson at Tennessee (02/28/2024)              |
|   | 1.000 (5-5) | Jaylin Williams at Vanderbilt (01/17/2024)          |
|   | 1.000 (5-5) | Jaylin Williams vs Texas A&M (01/09/2024)           |
|   | 1.000 (5-5) | Aden Holloway vs Indiana (N) (12/09/2023)           |
|   | 1.000 (5-5) | Chad Baker-Mazara vs Virginia Tech (11/29/2023)     |
|   | 1.000 (4-4) | Chad Baker-Mazara at Missouri (03/05/2024)          |
|   | 1.000 (4-4) | Denver Jones at Tennessee (02/28/2024)              |
|   | 1.000 (4-4) | Johni Broome vs Kentucky (02/17/2024)               |
|   | 1.000 (4-4) | Johni Broome vs South Carolina (02/14/2024)         |
| <b>REBOUNDS</b>                           | 14          | Johni Broome at Alabama (01/24/2024)                |
|   | 13          | Johni Broome at Georgia (02/24/2024)                |
|   | 13          | Johni Broome vs Alabama St. (12/22/2023)            |
|   | 13          | Johni Broome at App State (12/03/2023)              |
|   | 13          | Johni Broome vs Virginia Tech (11/29/2023)          |
| <b>ASSISTS</b>                            | 7           | Johni Broome at Ole Miss (02/03/2024)               |
|   | 7           | Jaylin Williams vs Indiana (N) (12/09/2023)         |
| <b>STEALS</b>                             | 5           | Chad Baker-Mazara vs LSU (01/13/2024)               |
|   | 4           | K.D. Johnson vs UNC Asheville (N) (12/13/2023)      |
| <b>BLOCKED SHOTS</b>                      | 5           | Johni Broome vs Alabama (02/07/2024)                |
|   | 5           | Johni Broome vs Vanderbilt (01/31/2024)             |
|   | 5           | Johni Broome at Alabama (01/24/2024)                |
|   | 5           | Dylan Cardwell vs LSU (01/13/2024)                  |
|   | 5           | Dylan Cardwell vs Baylor (N) (11/07/2023)           |
| <b>TURNOVERS</b>                          | 4           | Chad Baker-Mazara vs Mississippi St. (03/02/2024)   |
|   | 4           | Chaney Johnson at Tennessee (02/28/2024)            |
|   | 4           | Chad Baker-Mazara at Tennessee (02/28/2024)         |
|   | 4           | Tre Donaldson vs Vanderbilt (01/31/2024)            |
|   | 4           | Johni Broome vs Ole Miss (01/20/2024)               |
|   | 4           | Dylan Cardwell vs Ole Miss (01/20/2024)             |
|   | 4           | Johni Broome vs Alabama St. (12/22/2023)            |
|   | 4           | Dylan Cardwell vs Notre Dame (N) (11/16/2023)       |
|   | 4           | Tre Donaldson vs Baylor (N) (11/07/2023)            |
| <b>FOULS</b>                              | 6           | K.D. Johnson vs Virginia Tech (11/29/2023)          |
|   | 6           | Johni Broome vs Baylor (N) (11/07/2023)             |

## OPPONENT INDIVIDUAL HIGHS

### Opponent - Individual Game Highs

|   |               |   |
|---|---------------|---|
| <b>POINTS</b>                             | 39            | Dalton Knecht at Tennessee (02/28/2024)                 |
|   | 28            | Ja'Kobe Walter vs Baylor (N) (11/07/2023)               |
|   | 25            | Mark Sears vs Alabama (02/07/2024)                      |
|   | 24            | Roger McFarlane vs Southeastern La. (11/10/2023)        |
|   | 23            | Josh Hubbard vs Mississippi St. (03/02/2024)            |
|   | 23            | Drew Pember vs UNC Asheville (N) (12/13/2023)           |
| <b>FIELD GOALS MADE</b>                   | 12            | Dalton Knecht at Tennessee (02/28/2024)                 |
|   | 9             | Mark Sears at Alabama (01/24/2024)                      |
|   | 9             | Roger McFarlane vs Southeastern La. (11/10/2023)        |
| <b>FIELD GOAL ATTEMPTS</b>                | 23            | Roger McFarlane vs Southeastern La. (11/10/2023)        |
|   | 21            | Dalton Knecht at Tennessee (02/28/2024)                 |
|   | 21            | Mark Sears at Alabama (01/24/2024)                      |
| <b>FIELD GOAL PERCENTAGE (min 5 made)</b> | .875 (7-8)    | Chad Venning vs St. Bonaventure (N) (11/17/2023)        |
|   | .857 (6-7)    | Moussa Cisse at Ole Miss (02/03/2024)                   |
| <b>3 PT FG MADE</b>                       | 6             | Josh Hubbard vs Mississippi St. (03/02/2024)            |
|   | 5             | Dalton Knecht at Tennessee (02/28/2024)                 |
|   | 5             | Rylan Griffen at Alabama (01/24/2024)                   |
| <b>3 PT FG ATTEMPTS</b>                   | 11            | Josh Hubbard vs Mississippi St. (03/02/2024)            |
|   | 10            | Rylan Griffen at Alabama (01/24/2024)                   |
| <b>3 PT FG PERCENTAGE (min 2 made)</b>    | 1.000 (3-3)   | Silas Demary Jr. vs Georgia (03/09/2024)                |
|   | 1.000 (3-3)   | Zakai Zeigler at Tennessee (02/28/2024)                 |
|   | 1.000 (2-2)   | Ta'lon Cooper vs South Carolina (N) (03/15/2024)        |
| <b>FREE THROWS MADE</b>                   | 12            | Sean East II at Missouri (03/05/2024)                   |
|   | 12            | Mark Sears vs Alabama (02/07/2024)                      |
| <b>FREE THROW ATTEMPTS</b>                | 13            | Sean East II at Missouri (03/05/2024)                   |
|   | 13            | Mark Sears vs Alabama (02/07/2024)                      |
| <b>FREE THROW PERCENTAGE (min 3 made)</b> | 1.000 (10-10) | Ja'Kobe Walter vs Baylor (N) (11/07/2023)               |
|   | 1.000 (8-8)   | B.J. Mack vs South Carolina (N) (02/15/2024)            |
|   | 1.000 (7-7)   | Jordan Wright vs LSU (01/13/2024)                       |
|   | 1.000 (7-7)   | Trae Hannibal vs LSU (01/13/2024)                       |
|   | 1.000 (6-6)   | Adou Thiero vs Kentucky (02/17/2024)                    |
|   | 1.000 (6-6)   | D.J. Wagner vs Kentucky (02/17/2024)                    |
|   | 1.000 (6-6)   | Jaemyn Brakefield at Ole Miss (02/03/2024)              |
|   | 1.000 (6-6)   | Jason Rivera-Torres at Vanderbilt (01/17/2024)          |
|   | 1.000 (5-5)   | Riley Kugel at Florida (02/10/2024)                     |
|   | 1.000 (4-4)   | Anthony Robinson II at Missouri (03/05/2024)            |
|   | 1.000 (4-4)   | Jordan Gainey at Tennessee (02/28/2024)                 |
|   | 1.000 (4-4)   | Jabri Abdur-Rahim at Georgia (02/24/2024)               |
|   | 1.000 (4-4)   | Meechie Johnson vs South Carolina (02/14/2024)          |
|   | 1.000 (4-4)   | Zyon Pullin at Florida (02/10/2024)                     |
|   | 1.000 (4-4)   | Allen Flanigan vs Ole Miss (01/20/2024)                 |
|   | 1.000 (4-4)   | Wade Taylor IV vs Texas A&M (01/09/2024)                |
|   | 1.000 (4-4)   | Trey Bonham vs Chattanooga (12/30/2023)                 |
|   | 1.000 (4-4)   | Mackenzie Mgbako vs Indiana (N) (12/09/2023)            |
|   | 1.000 (4-4)   | Terence Harcum at App State (12/03/2023)                |
|   | 1.000 (4-4)   | Nick Caldwell vs Southeastern La. (11/10/2023)          |
| <b>REBOUNDS</b>                           | 13            | Andersson Garcia vs Texas A&M (01/09/2024)              |
|   | 12            | Ven Allen Lubin vs Vanderbilt (01/31/2024)              |
|   | 12            | D.J. Jeffries at Mississippi St. (01/27/2024)           |
| <b>ASSISTS</b>                            | 9             | Zakai Zeigler at Tennessee (02/28/2024)                 |
|   | 8             | Mark Sears at Alabama (01/24/2024)                      |
| <b>STEALS</b>                             | 5             | Reed Sheppard vs Kentucky (02/17/2024)                  |
|   | 4             | Silas Demary Jr. at Georgia (02/24/2024)                |
|   | 4             | Jason Rivera-Torres at Vanderbilt (01/17/2024)          |
|   | 4             | Andersson Garcia vs Texas A&M (01/09/2024)              |
| <b>BLOCKED SHOTS</b>                      | 5             | Micah Handlogten at Florida (02/10/2024)                |
|   | 4             | Collin Murray-Boyles vs South Carolina (N) (03/15/2024) |
|   | 4             | Josiah-Jordan James at Tennessee (02/28/2024)           |
|   | 4             | Moussa Cisse at Ole Miss (02/03/2024)                   |
| <b>TURNOVERS</b>                          | 7             | Henry Coleman III vs Texas A&M (01/09/2024)             |
|   | 7             | Sean Pedulla vs Virginia Tech (11/29/2023)              |
|   | 7             | Rayl Dennis vs Baylor (N) (11/07/2023)                  |
| <b>FOULS</b>                              | 5             | Jonas Aidoo at Tennessee (02/28/2024)                   |
|   | 5             | Justin Edwards vs Kentucky (02/17/2024)                 |
|   | 5             | Grant Nelson vs Alabama (02/07/2024)                    |
|   | 5             | Aaron Estrada vs Alabama (02/07/2024)                   |
|   | 5             | Evan Taylor vs Vanderbilt (01/31/2024)                  |
|   | 5             | Vincent Iwuchukwu vs Southern California (12/17/2023)   |
|   | 5             | Isaiah Collier vs Southern California (12/17/2023)      |
|   | 5             | Justin Abson at App State (12/03/2023)                  |
|   | 5             | Mekhi Long vs Virginia Tech (11/29/2023)                |
|   | 5             | Robbie Beran vs Virginia Tech (11/29/2023)              |
|   | 5             | Noel Brown vs St. Bonaventure (N) (11/17/2023)          |
|   | 5             | Chad Venning vs St. Bonaventure (N) (11/17/2023)        |
|   | 5             | Alec Woodard vs Southeastern La. (11/10/2023)           |

# MISCELLANEOUS STATISTICS

## AUBURN'S RECORD IN BRUCE PEARL ERA

|   |      |         |
|---|------|---------|
| Overall (On-Court)                          | 25-7 | 212-118 |
| Home  | 15-1 | 127-32  |
| Away  | 5-5  | 47-66   |
| Neutral                                     | 5-1  | 39-20   |
| Conference (On-Court)                       | 13-5 | 97-83   |
| Home  | 8-1  | 61-29   |
| Away  | 5-4  | 36-54   |
| Non-Conference (On-Court)                   | 12-2 | 110-35  |
| Home  | 7-0  | 62-3    |
| Away  | 0-1  | 9-12    |
| Neutral                                     | 5-1  | 37-20   |
| Overtime                                    | 0-0  | 12-6    |
| Ranked opponents                            | 5-3  | 23-29   |
| Unranked opponents                          | 20-4 | 177-89  |
| Wearing white uniforms                      | 17-1 | 126-42  |
| Wearing navy uniforms                       | 5-3  | 44-52   |
| Wearing orange uniforms                     | 3-3  | 30-24   |
| Leading at half                             | 24-1 | 156-25  |
| Trailing at half                            | 1-5  | 39-88   |
| Tied at half                                | 0-1  | 5-5     |
| Leading with 5:00 remaining in second half  | 25-1 | 178-7   |
| Trailing with 5:00 remaining in second half | 0-5  | 20-106  |
| Tied with 5:00 remaining in second half     | 0-1  | 4-5     |
| Has more rebounds than opponent             | 16-1 | 126-28  |
| Has fewer rebounds than opponent            | 7-5  | 70-51   |
| Same rebounds as opponent                   | 2-1  | 4-9     |
| Commits more turnovers than opponent        | 3-4  | 46-72   |
| Causes more turnovers than opponent         | 18-3 | 135-48  |
| Same turnovers as opponent                  | 4-0  | 19-8    |
| Has more FT attempts than opponent          | 11-1 | 132-43  |
| Has fewer FT attempts than opponent         | 14-5 | 66-71   |
| Same FT attempts as opponent                | 0-1  | 3-4     |
| Shoots 40% or better from field             | 23-4 | 170-53  |
| Shoots less than 40% from field             | 2-3  | 30-65   |
| Opponent shoots 40% or better from field    | 8-6  | 113-102 |
| Opponent shoots less than 40% from field    | 17-1 | 87-16   |
| Shoots better than opponent                 | 25-3 | 151-22  |
| Opponent shoots better                      | 0-4  | 47-95   |
| Same FG percentage                          | 0-0  | 2-1     |
| Auburn bench outscores opponent's bench     | 25-6 | 134-43  |
| Opponent's bench outscores Auburn bench     | 0-1  | 63-70   |
| Same points off the bench                   | 0-0  | 2-6     |
| Auburn scores 100 or more                   | 4-0  | 13-1    |
| Auburn scores between 90-99                 | 6-0  | 32-2    |
| Auburn scores between 80-89                 | 11-2 | 76-19   |
| Auburn scores between 70-79                 | 3-1  | 55-26   |
| Auburn scores between 60-69                 | 1-2  | 20-41   |
| Auburn scores less than 60                  | 0-2  | 3-29    |
| Opponent scores 100 or more                 | 0-0  | 0-5     |
| Opponent scores between 90-99               | 0-1  | 3-18    |
| Opponent scores between 80-89               | 1-2  | 21-38   |
| Opponent scores between 70-79               | 8-2  | 66-33   |
| Opponent scores between 60-69               | 8-2  | 68-19   |
| Opponent scores less than 60                | 8-0  | 41-5    |
| On Sunday                                   | 1-1  | 7-4     |
| On Monday                                   | 0-0  | 6-5     |
| On Tuesday                                  | 4-1  | 38-24   |
| On Wednesday                                | 6-2  | 42-26   |
| On Thursday                                 | 1-0  | 12-3    |
| On Friday                                   | 4-0  | 27-6    |
| On Saturday                                 | 9-3  | 68-50   |
| In November                                 | 5-1  | 46-10   |
| In December                                 | 5-1  | 47-14   |
| In January                                  | 7-2  | 48-33   |
| In February                                 | 4-3  | 32-43   |
| In March                                    | 4-0  | 27-17   |
| In April                                    | 0-0  | 0-1     |
| Five-plus players score in double-figures   | 5-1  | 46-10   |
| Four players score in double figures        | 12-0 | 75-21   |
| Three players score in double figures       | 6-3  | 55-47   |
| Two players score in double figures         | 2-3  | 24-32   |
| One player scores in double figures         | 0-0  | 1-8     |

## MISCELLANEOUS

|  |   |
|--|---|
| Largest margin of victory                | 40 vs. South Carolina (2/14/24)         |
| Smallest margin of victory               | 11 vs. Texas A&M (1/9/24)               |
| Largest margin of defeat                 | 16 at Florida (2/10/24)                 |
| Smallest margin of defeat                | 4 at Alabama (1/24/24)                  |
| Biggest rebound margin                   | +23 vs. Chattanooga (12/30/23)          |
| Biggest rebound deficit                  | -15 at Mississippi State (1/27/24)      |
| Average margin of victory/defeat         | +22.0/-8.0                              |
| Largest halftime lead                    | +34 (49-15) vs. Alabama A&M (11/21/23)  |
| Largest halftime lead blown              | +9 (43-34) vs. Baylor (11/7/23)         |
| Largest halftime deficit                 | -16 (42-26) at Florida (2/10/24)        |
| Largest halftime deficit overcome to win | -9 (44-35) at Ole Miss (2/3/24)         |
| Largest overall lead                     | 43 vs. Alabama A&M, 2nd Half (11/21/23) |
| Largest overall lead blown               | 9 vs. Baylor, 1st Half (11/7/23)        |
| Largest overall deficit                  | -29 at Florida, 2nd Half (2/10/24)      |
| Largest deficit overcome to win          | -13 at Ole Miss (2/3/24)                |

## TEAM EXTREMES

|                           |   |
|---------------------------|---|
| Most points scored        | 104 vs. Indiana (12/9/23)                                   |
| Fewest points scored      | 58 at Mississippi State (1/27/24)                           |
| Most rebounds             | 48 at Appalachian St. (12/3/23), vs. Alabama A&M (11/21/23) |
| Fewest rebounds           | 29 vs. South Carolina (2/14/24), vs. Ole Miss (1/20/24)     |
| Most assists              | 29 vs. Georgia (3/9/24)                                     |
| Fewest assists            | 9 at Florida (2/10/24)                                      |
| Most turnovers            | 18 vs. Alabama State (12/22/23)                             |
| Fewest turnovers          | 3 vs. Indiana (12/9/23) - tied school single-game record    |
| Most steals               | 15 vs. LSU (1/13/24)  |
| Fewest steals             | 1 at Florida (2/10/24)                                      |
| Most blocks               | 12 vs. Alabama (2/7/24)                                     |
| Fewest blocks             | 2 at Florida (2/10/24), at Appalachian State (12/3/23)      |
| Best shooting percentage  | .621 (36-58) at Georgia (2/24/24)                           |
| Worst shooting percentage | .309 (17-55) vs. Kentucky (2/17/24)                         |
| Best 3-pt. percentage     | .600 (12-20) vs. South Carolina (2/14/24)                   |
| Worst 3-pt. percentage    | .111 (3-27) at Appalachian State (12/3/23)                  |
| Best FT percentage        | .909 (10-11) vs. Ole Miss (1/20/24)                         |
| Worst FT percentage       | .474 (9-19) at Appalachian State (12/3/23)                  |
| Most points (1st half)    | 55 vs. Alabama (2/7/24)                                     |
| Fewest points (1st half)  | 21 at Mississippi State (1/27/24)                           |
| Most points (2nd half)    | 56 at Ole Miss (2/3/24)                                     |
| Fewest points (2nd half)  | 29 vs. St. Bonaventure (11/17/23)                           |
| Most points (OT)          |   |
| Fewest points (OT)        |   |

## STARTING LINEUPS

### Record when starting lineup is:

|   |      |
|---|------|
| Donaldson, Jones, Moore, J. Williams, Broome      | 5-3  |
| Holloway, Jones, Moore, J. Williams, Broome       | 14-2 |
| Holloway, Jones, Baker-Mazara, C. Johnson, Broome | 5-1  |
| Holloway, Donaldson, Moore, J. Williams, Cardwell | 1-0  |
| Donaldson, K. Johnson, Moore, J. Williams, Broome | 0-1  |

### Record when starts (Career):

|                   |              |
|-------------------|--------------|
| Johni Broome      | 24-7 (86-38) |
| Jaylin Williams   | 24-6 (56-33) |
| Chaney Johnson    | 1-1 (50-18)  |
| Denver Jones      | 24-6 (41-23) |
| Chris Moore       | 20-6 (32-9)  |
| K.D. Johnson      | 0-1 (25-7)   |
| Aden Holloway     | 20-3 (20-3)  |
| Chad Baker-Mazara | 5-1 (12-7)   |
| Tre Donaldson     | 6-4 (6-4)    |
| Dylan Cardwell    | 1-0 (2-0)    |

# 2023-24 BOX SCORES

## GAME 1 | #20/17 BAYLOR 88, AUBURN 82

Official Basketball Box Score - Final  
**Auburn at Baylor**  
 11/07/23 Sanford Pentagon, Sioux Falls  
 2023-24 Men's Basketball

Game Time: 8:00 PM  
 Game Duration: 2:25  
 Attendance: 3,028

Officials: Doug Simons, Pat Adams, Terry Oglesby

| NO. Name             | Min     | FG    |      |       | Rebounds |    |     | Fouls |    |    | TP | AS | TO | ST | Blocks |     |    | +/- |
|----------------------|---------|-------|------|-------|----------|----|-----|-------|----|----|----|----|----|----|--------|-----|----|-----|
|                      |         | M-A   | M-A  | M-A   | OR       | DR | TOT | PF    | FD | FF |    |    |    |    | BS     | BA  | BA |     |
| 2 Jaylin Williams    | F 26:31 | 2-6   | 0-1  | 0-0   | 2        | 4  | 6   | 1     | 4  | 1  | 2  | 0  | 1  | 0  | 0      | 0   | -9 |     |
| 4 Johni Broome       | F 25:25 | 4-10  | 2-3  | 6-10  | 5        | 6  | 11  | 6     | 7  | 16 | 2  | 1  | 0  | 1  | 1      | -9  |    |     |
| 5 Chris Moore        | F 23:04 | 2-4   | 0-0  | 0-0   | 0        | 2  | 2   | 4     | 2  | 4  | 1  | 0  | 0  | 0  | 2      | -11 |    |     |
| 3 Tre Donaldson      | G 13:56 | 2-3   | 0-1  | 2-2   | 0        | 3  | 3   | 4     | 1  | 6  | 1  | 4  | 0  | 0  | 1      | -3  |    |     |
| 12 Denver Jones      | G 23:50 | 4-10  | 3-5  | 2-2   | 0        | 1  | 1   | 2     | 2  | 13 | 2  | 2  | 1  | 0  | 1      | 4   |    |     |
| 0 K.D. Johnson       | 16:10   | 3-5   | 0-1  | 0-0   | 0        | 0  | 0   | 4     | 0  | 6  | 0  | 1  | 1  | 0  | 0      | -10 |    |     |
| 1 Aden Holloway      | 26:04   | 6-15  | 4-8  | 3-5   | 0        | 3  | 3   | 0     | 3  | 19 | 6  | 3  | 0  | 1  | 1      | -9  |    |     |
| 10 Chad Baker-Mazara | 12:17   | 2-4   | 0-0  | 3-3   | 2        | 0  | 2   | 4     | 3  | 7  | 0  | 1  | 2  | 0  | 0      | 3   |    |     |
| 31 Chaney Johnson    | 13:45   | 1-3   | 0-0  | 0-0   | 1        | 2  | 3   | 2     | 2  | 2  | 1  | 0  | 0  | 0  | 0      | 1   |    |     |
| 44 Dylan Cardwell    | 14:19   | 2-3   | 0-0  | 1-3   | 2        | 2  | 4   | 4     | 2  | 5  | 4  | 0  | 1  | 5  | 0      | 5   |    |     |
| 24 Lior Berman       | 04:39   | 0-0   | 0-0  | 0-0   | 0        | 0  | 0   | 1     | 0  | 0  | 0  | 0  | 0  | 0  | 0      | 2   |    |     |
| <b>Team</b>          |         |       |      |       | 2        | 1  | 3   |       |    | 0  |    | 1  |    |    |        |     |    |     |
| <b>Totals</b>        |         | 28-63 | 9-19 | 17-25 | 14       | 24 | 38  | 32    | 21 | 82 | 18 | 15 | 5  | 10 | 4      | -6  |    |     |

**Shooting By Period**

|         |       |       |
|---------|-------|-------|
| 1st FG% | 15-30 | 50.0% |
| 3PT%    | 3-6   | 50.0% |
| FT%     | 10-13 | 76.9% |
| 2nd FG% | 13-33 | 39.4% |
| 3PT%    | 6-13  | 46.2% |
| FT%     | 7-12  | 58.3% |
| GM FG%  | 28-63 | 44.4% |
| 3PT%    | 9-19  | 47.4% |
| FT%     | 17-25 | 68.0% |

Dead Ball Rebounds: 3.1

**Technical Fouls:** Broome 2<sup>nd</sup>Q:27

| Biggest lead     | AUBURN                   |                           | BAYLOR |    | Points from Turnovers | Paint | Second Chance | Fast Breaks | Bench | Period by Period Scoring |     |     |
|------------------|--------------------------|---------------------------|--------|----|-----------------------|-------|---------------|-------------|-------|--------------------------|-----|-----|
|                  | 9 (1 <sup>st</sup> 0:22) | 6 (1 <sup>st</sup> 12:21) | 16     | 18 |                       |       |               |             |       | 1st                      | 2nd | TOT |
| Best Scoring Run | 7 (1 <sup>st</sup> 6:16) | 11 (2 <sup>nd</sup> 1:25) | 34     | 32 | AUBURN                | 43    | 82            | BAYLOR      | 34    | 54                       | 88  |     |
| Lead Changes     | 6                        |                           | 12     | 17 |                       |       |               |             |       |                          |     |     |
| Times Tied       | 5                        |                           | 14     | 9  |                       |       |               |             |       |                          |     |     |
| Time with Lead   | 25:20                    | 11:08                     | 39     | 25 |                       |       |               |             |       |                          |     |     |

## GAME 2 | AUBURN 86, SOUTHEASTERN LOUISIANA 71

Official Basketball Box Score - Final  
**Southeastern La. at Auburn**  
 11/07/23 Neville Arena, Auburn  
 2023-24 Men's Basketball

Game Time: 7:00 PM  
 Game Duration: 2:04  
 Attendance: 9,121

Officials: Mike Nance, Garrick Shannon, Hunter Ailen

| NO. Name           | Min     | FG    |      |       | Rebounds |    |     | Fouls |    |    | TP | AS | TO | ST | Blocks |     |    | +/- |
|--------------------|---------|-------|------|-------|----------|----|-----|-------|----|----|----|----|----|----|--------|-----|----|-----|
|                    |         | M-A   | M-A  | M-A   | OR       | DR | TOT | PF    | FD | FF |    |    |    |    | BS     | BA  | BA |     |
| 15 Brody Rowbury   | F 35:17 | 2-5   | 0-0  | 5-8   | 1        | 4  | 5   | 1     | 7  | 9  | 1  | 0  | 2  | 0  | 0      | -6  |    |     |
| 22 Nick Caldwell   | F 18:57 | 3-6   | 0-1  | 4-4   | 3        | 3  | 6   | 4     | 2  | 10 | 0  | 0  | 0  | 0  | -6     |     |    |     |
| 1 Avery Wilson     | G 23:44 | 2-4   | 0-0  | 0-0   | 0        | 1  | 1   | 4     | 1  | 4  | 1  | 0  | 1  | 0  | -6     |     |    |     |
| 2 Roscoe Eastmond  | G 35:05 | 5-15  | 1-2  | 4-6   | 2        | 2  | 4   | 2     | 3  | 15 | 2  | 3  | 1  | 0  | -15    |     |    |     |
| 3 Roger McFarlane  | G 35:20 | 9-23  | 4-7  | 2-2   | 2        | 9  | 11  | 1     | 1  | 24 | 0  | 1  | 0  | 0  | -17    |     |    |     |
| 8 Carlos Paez      | 14:34   | 1-3   | 0-1  | 0-0   | 0        | 1  | 1   | 3     | 1  | 2  | 1  | 0  | 0  | 0  | -16    |     |    |     |
| 20 Alec Woodard    | 22:01   | 3-5   | 0-1  | 0-0   | 2        | 1  | 3   | 5     | 2  | 6  | 0  | 1  | 1  | 0  | -7     |     |    |     |
| 14 Dylan Canoville | 03:35   | 0-0   | 0-0  | 0-0   | 0        | 0  | 0   | 0     | 0  | 0  | 0  | 0  | 0  | 0  | -7     |     |    |     |
| 11 Anthony Bitar   | 04:48   | 0-0   | 0-0  | 1-2   | 0        | 0  | 0   | 0     | 1  | 1  | 0  | 1  | 0  | 0  | -4     |     |    |     |
| 0 Kam Burton       | 06:39   | 0-2   | 0-2  | 0-0   | 0        | 0  | 0   | 0     | 0  | 0  | 0  | 1  | 0  | 0  | -1     |     |    |     |
| <b>Team</b>        |         |       |      |       | 0        | 2  | 2   |       |    | 0  |    | 0  |    |    |        |     |    |     |
| <b>Totals</b>      |         | 25-63 | 5-14 | 16-22 | 10       | 23 | 33  | 20    | 19 | 71 | 6  | 9  | 5  | 1  | 7      | -15 |    |     |

**Shooting By Period**

|         |       |       |
|---------|-------|-------|
| 1st FG% | 12-34 | 35.3% |
| 3PT%    | 4-11  | 36.4% |
| FT%     | 6-8   | 75%   |
| 2nd FG% | 14-28 | 50.0% |
| 3PT%    | 5-8   | 62.5% |
| FT%     | 21-26 | 80.8% |
| GM FG%  | 26-60 | 43.3% |
| 3PT%    | 9-19  | 47.4% |
| FT%     | 27-34 | 79.4% |

Dead Ball Rebounds: 2.2

**Technical Fouls:** NONE

| Biggest lead     | SLU                       |                            | AUB |    | Points from Turnovers | Paint | Second Chance | Fast Breaks | Bench | Period by Period Scoring |     |     |
|------------------|---------------------------|----------------------------|-----|----|-----------------------|-------|---------------|-------------|-------|--------------------------|-----|-----|
|                  | 2 (1 <sup>st</sup> 19:08) | 17 (2 <sup>nd</sup> 18:41) | 12  | 10 |                       |       |               |             |       | 1st                      | 2nd | TOT |
| Best Scoring Run | 8 (1 <sup>st</sup> 6:50)  | 11 (1 <sup>st</sup> 12:58) | 32  | 36 | AUB                   | 39    | 43            | 71          |       |                          |     |     |
| Lead Changes     | 3                         |                            | 19  | 17 |                       |       |               |             |       |                          |     |     |
| Times Tied       | 0                         |                            | 11  | 12 |                       |       |               |             |       |                          |     |     |
| Time with Lead   | 03:39                     | 35:29                      | 9   | 46 |                       |       |               |             |       |                          |     |     |

## GAME 3 | AUBURN 83, NOTRE DAME 59

Official Basketball Box Score - Final  
**Auburn at Notre Dame**  
 11/16/23 Barclays Center, Brooklyn  
 2023 Vivid Seats Legends Classic Presented by Old Trapper

Game Time: 9:00 PM  
 Game Duration: 1:55  
 Attendance: 5,324

Officials: Matt Potter, AJ Desai, Pat Evans

| NO. Name             | Min     | FG    |      |       | Rebounds |    |     | Fouls |    |    | TP | AS | TO | ST | Blocks |    |    | +/- |
|----------------------|---------|-------|------|-------|----------|----|-----|-------|----|----|----|----|----|----|--------|----|----|-----|
|                      |         | M-A   | M-A  | M-A   | OR       | DR | TOT | PF    | FD | FF |    |    |    |    | BS     | BA | BA |     |
| 2 Jaylin Williams    | F 22:31 | 5-9   | 1-3  | 0-0   | 1        | 6  | 7   | 0     | 1  | 11 | 2  | 1  | 0  | 2  | 0      | 12 |    |     |
| 4 Johni Broome       | F 19:03 | 7-11  | 1-2  | 0-1   | 2        | 4  | 6   | 4     | 2  | 15 | 4  | 3  | 0  | 1  | 0      | 23 |    |     |
| 5 Chris Moore        | F 22:49 | 3-4   | 1-1  | 3-4   | 1        | 3  | 4   | 0     | 2  | 10 | 2  | 0  | 0  | 0  | 1      | 19 |    |     |
| 1 Aden Holloway      | G 22:42 | 5-9   | 4-5  | 1-1   | 1        | 0  | 1   | 1     | 1  | 15 | 5  | 2  | 0  | 0  | 0      | 21 |    |     |
| 12 Denver Jones      | G 17:53 | 1-5   | 0-2  | 0-0   | 0        | 2  | 2   | 0     | 2  | 2  | 1  | 1  | 1  | 0  | 0      | 14 |    |     |
| 0 K.D. Johnson       | 22:16   | 1-6   | 0-2  | 6-7   | 0        | 3  | 3   | 2     | 5  | 8  | 0  | 1  | 1  | 0  | 1      | 13 |    |     |
| 10 Chad Baker-Mazara | 18:44   | 2-3   | 0-1  | 2-3   | 0        | 2  | 2   | 0     | 3  | 6  | 1  | 1  | 1  | 1  | 0      | 5  |    |     |
| 31 Chaney Johnson    | 13:22   | 2-2   | 0-0  | 0-0   | 4        | 4  | 5   | 0     | 4  | 5  | 0  | 1  | 0  | 0  | 0      | 12 |    |     |
| 3 Tre Donaldson      | 16:34   | 4-6   | 2-4  | 0-0   | 1        | 1  | 2   | 0     | 10 | 5  | 0  | 1  | 0  | 0  | 3      |    |    |     |
| 44 Dylan Cardwell    | 15:36   | 1-2   | 0-0  | 0-0   | 1        | 0  | 1   | 2     | 0  | 2  | 1  | 4  | 2  | 1  | 0      | -3 |    |     |
| 24 Lior Berman       | 05:34   | 0-0   | 0-0  | 0-0   | 1        | 2  | 3   | 0     | 0  | 0  | 0  | 0  | 0  | 0  | 0      | 1  |    |     |
| 20 Carter Sobera     | 00:44   | 0-0   | 0-0  | 0-0   | 0        | 0  | 0   | 0     | 0  | 0  | 0  | 0  | 0  | 0  | 0      | 0  |    |     |
| 21 Blake Muschalek   | 00:44   | 0-1   | 0-0  | 0-0   | 0        | 0  | 0   | 0     | 0  | 0  | 0  | 0  | 0  | 0  | 0      | 0  |    |     |
| 23 Addarin Scott     | 00:44   | 0-0   | 0-0  | 0-0   | 0        | 0  | 0   | 0     | 0  | 0  | 0  | 0  | 0  | 0  | 0      | 0  |    |     |
| 55 Jalen Harper      | 00:44   | 0-0   | 0-0  | 0-0   | 0        | 0  | 0   | 0     | 0  | 0  | 0  | 0  | 0  | 0  | 0      | 0  |    |     |
| <b>Team</b>          |         |       |      |       | 0        | 1  | 1   |       |    | 0  |    | 0  |    |    |        |    |    |     |
| <b>Totals</b>        |         | 31-58 | 9-20 | 12-16 | 9        | 26 | 35  | 16    | 16 | 83 | 22 | 13 | 6  | 5  | 2      | 24 |    |     |

**Shooting By Period**

|         |       |       |
|---------|-------|-------|
| 1st FG% | 15-35 | 42.9% |
| 3PT%    | 2-13  | 15.4% |
| FT%     | 1-2   | 50%   |
| 2nd FG% | 6-27  | 22.2% |
| 3PT%    | 0-13  | 0.0%  |
| FT%     | 14-17 | 82.4% |
| GM FG%  | 21-62 | 33.9% |
| 3PT%    | 2-26  | 7.7%  |
| FT%     | 15-19 | 78.9% |

Dead Ball Rebounds: 5.0

**Technical Fouls:** NONE

| Biggest lead     | Aub                        |                           | ND |    | Points from Turnovers | Paint | Second Chance | Fast Breaks | Bench | Period by Period Scoring |     |     |
|------------------|----------------------------|---------------------------|----|----|-----------------------|-------|---------------|-------------|-------|--------------------------|-----|-----|
|                  | 26 (2 <sup>nd</sup> 1:52)  | 0 (1 <sup>st</sup> 20:00) | 24 | 8  |                       |       |               |             |       | 1st                      | 2nd | TOT |
| Best Scoring Run | 13 (2 <sup>nd</sup> 17:07) | 7 (1 <sup>st</sup> 2:24)  | 38 | 36 | Aub                   | 39    | 44            | 83          |       |                          |     |     |
| Lead Changes     | 0                          |                           | 13 | 16 |                       |       |               |             |       |                          |     |     |
| Times Tied       | 1                          |                           | 7  | 2  |                       |       |               |             |       |                          |     |     |
| Time with Lead   | 39:33                      | 00:00                     | 30 | 21 | ND                    | 33    | 26            | 59          |       |                          |     |     |

## GAME 4 | AUBURN 77, ST. BONAVENTURE 60

Official Basketball Box Score - Final  
**Auburn at St. Bonaventure**  
 11/17/23 Barclays Center, Brooklyn, NY  
 2023 Vivid Seats Legends Classic Presented by Old Trapper

Game Time: 7:00 PM  
 Game Duration: 1:57  
 Attendance: 4,849

Officials: Nathan Farrell, Byron Jarrett, Evr Burroughs

| NO. Name             | Min     | FG   |     |      | Rebounds |    |     | Fouls |    |    | TP | AS | TO | ST | Blocks |    |    | +/- |
|----------------------|---------|------|-----|------|----------|----|-----|-------|----|----|----|----|----|----|--------|----|----|-----|
|                      |         | M-A  | M-A | M-A  | OR       | DR | TOT | PF    | FD | FF |    |    |    |    | BS     | BA | BA |     |
| 2 Jaylin Williams    | F 22:45 | 4-6  | 0-1 | 3-3  | 3        | 7  | 10  | 2     | 2  | 11 | 1  | 2  | 1  | 0  | 0      | 15 |    |     |
| 4 Johni Broome       | F 21:16 | 7-11 | 0-2 | 4-11 | 1        | 4  | 5   | 3     | 8  | 18 | 1  | 2  | 0  | 0  | 0      | 0  |    |     |
| 5 Chris Moore        | F 20:48 | 1-3  | 0-1 | 1-1  | 1        | 2  | 3   | 0     | 1  | 3  | 2  | 0  | 0  | 0  | -3     |    |    |     |
| 1 Aden Holloway      | G 23:50 | 2-10 | 2-7 | 2-2  | 0        | 0  | 0   | 2     | 1  | 8  | 3  | 2  | 0  | 0  | 0      | 18 |    |     |
| 12 Denver Jones      | G 21:29 | 3-4  | 3-3 | 3-4  | 1        | 1  | 2   | 0     | 3  | 12 | 3  | 0  | 0  | 0  | 1      | 13 |    |     |
| 10 Chad Baker-Mazara | 20:24   | 2-4  | 1-2 | 0-0  | 2        | 1  | 3   | 0     | 5  | 2  | 0  | 0  | 1  | 0  | 0      | 23 |    |     |
| 31 Chaney Johnson    | 18:53   | 0-3  | 0-2 | 0-0  | 0        | 5  | 5   | 2     | 0  | 0  | 2  | 2  | 0  | 0  | 0      | 10 |    |     |
| 0 K.D. Johnson       | 18:31   | 4-7  | 1-4 | 0-0  | 0        | 0  | 0   | 2     | 1  | 9  | 3  | 0  | 1  | 2  | 0      | 4  |    |     |
| 3 Tre Donaldson      | 16:10   | 1-2  | 1-2 | 0-0  | 0        | 0  | 0   | 0     | 0  | 3  | 3  | 3  | 0  | 0  | 0      | -1 |    |     |
| 44 Dylan Cardwell    | 15:54   | 1-2  | 0-0 | 6-6  | 2        | 2  | 4   | 3     | 4  | 8  | 2  | 0  | 0  | 0  | 0      | 6  |    |     |
| <b>Team</b>          |         |      |     |      |          |    |     |       |    |    |    |    |    |    |        |    |    |     |

# 2023-24 BOX SCORES

## GAME 5 | AUBURN 84, ALABAMA A&M 54



Official Basketball Box Score - Final  
**Alabama A&M at Auburn**  
11/29/23 Neville Arena, Auburn  
2023-24 Men's Basketball

Game Time: 7:00 PM  
Game Duration: 2:04  
Attendance: 9,121

Officials: Pat Adams, Rob Rorker, Doug Simmons

| NO.    | Name            | Min     | FG    |      | 3P    |     | FT  |     | Rebounds |    | Fouls |    | TP | AS | TO | ST | Blocks |     | +/- |     |
|--------|-----------------|---------|-------|------|-------|-----|-----|-----|----------|----|-------|----|----|----|----|----|--------|-----|-----|-----|
|        |                 |         | M/A   | A/A  | M/A   | A/A | M/A | A/A | OR       | DR | PF    | FT |    |    |    |    | BS     | BA  |     |     |
| 2      | Omarri Peek     | F 21:33 | 1-7   | 0-2  | 2-2   | 1-1 | 0-3 | 4   | 0        | 3  | 4     | 0  | 0  | 1  | 0  | 1  | 0      | 1   | 0   | -30 |
| 34     | EU Williams     | C 13:40 | 1-3   | 0-0  | 0-0   | 1-0 | 1   | 2   | 1        | 3  | 0     | 0  | 0  | 0  | 0  | 0  | 0      | 0   | 0   | -19 |
| 4      | Caleb Blackwell | G 22:28 | 0-4   | 0-3  | 0-0   | 0-1 | 1   | 3   | 1        | 0  | 0     | 1  | 0  | 2  | 0  | 0  | 0      | 0   | -37 |     |
| 15     | Dalain Smith    | F 18:21 | 3-8   | 0-1  | 1-1   | 1-0 | 1   | 3   | 1        | 7  | 0     | 1  | 0  | 1  | 0  | 0  | 0      | 0   | -7  |     |
| 22     | Lorenzo Downey  | G 19:03 | 0-4   | 0-2  | 0-0   | 0   | 2   | 2   | 1        | 0  | 1     | 2  | 1  | 0  | 0  | 0  | 0      | 0   | -31 |     |
| 30     | William Tavares | 12:48   | 1-1   | 1-1  | 0-0   | 0   | 3   | 3   | 1        | 3  | 0     | 0  | 1  | 0  | 1  | 0  | 0      | 8   |     |     |
| 23     | Chad Moodie     | 17:58   | 2-5   | 0-0  | 5-6   | 2   | 5   | 7   | 1        | 3  | 9     | 2  | 1  | 2  | 1  | 2  | 1      | 5   |     |     |
| 0      | Jayland Randall | 16:39   | 1-5   | 0-0  | 0-0   | 0   | 0   | 0   | 4        | 0  | 2     | 0  | 0  | 0  | 0  | 0  | 0      | -12 |     |     |
| 10     | AC Bryant       | 17:08   | 2-5   | 0-1  | 3-6   | 0   | 3   | 3   | 2        | 4  | 7     | 1  | 0  | 3  | 1  | 0  | 1      | 4   |     |     |
| 13     | Darius Osborne  | 07:18   | 0-1   | 0-1  | 0-0   | 0   | 1   | 1   | 2        | 0  | 0     | 0  | 0  | 0  | 0  | 0  | 0      | -11 |     |     |
| 24     | Eric Lee        | 10:38   | 4-7   | 0-0  | 0-0   | 1   | 2   | 1   | 1        | 8  | 0     | 0  | 1  | 0  | 1  | 0  | 2      | 5   |     |     |
| 12     | Dylan Mclean    | 14:15   | 2-5   | 1-3  | 2-2   | 0   | 1   | 1   | 3        | 1  | 7     | 0  | 1  | 0  | 0  | 1  | 0      | -13 |     |     |
| 5      | London Riley    | 05:50   | 1-1   | 1-1  | 0-0   | 0   | 0   | 0   | 1        | 0  | 3     | 0  | 1  | 0  | 0  | 0  | 0      | -7  |     |     |
| 1      | Joshua Hughley  | 02:21   | 1-1   | 0-0  | 0-0   | 0   | 0   | 0   | 1        | 0  | 2     | 0  | 0  | 0  | 0  | 0  | 0      | 3   |     |     |
| Team   |                 |         |       |      |       |     |     |     |          |    |       |    |    |    |    |    |        |     |     |     |
| Totals |                 |         | 19-57 | 3-15 | 13-17 | 6   | 21  | 27  | 26       | 17 | 54    | 6  | 14 | 8  | 3  | 6  | 30     |     |     |     |

Shooting By Period

|         |       |       |
|---------|-------|-------|
| 1st FG% | 6-26  | 23.1% |
| 3PT%    | 1-5   | 20.0% |
| FT%     | 2-4   | 50%   |
| 2nd FG% | 13-31 | 41.9% |
| 3PT%    | 2-10  | 20.0% |
| FT%     | 11-13 | 84.6% |
| GM FG%  | 19-57 | 33.3% |
| 3PT%    | 3-15  | 20.0% |
| FT%     | 13-17 | 76.5% |

Dead Ball Rebounds: 1, 2

Technical Fouls: NONE

Auburn - 84 Record: 4-1

| NO.    | Name              | Min     | FG    |      | 3P    |     | FT  |     | Rebounds |    | Fouls |    | TP | AS | TO | ST | Blocks |    | +/- |
|--------|-------------------|---------|-------|------|-------|-----|-----|-----|----------|----|-------|----|----|----|----|----|--------|----|-----|
|        |                   |         | M/A   | A/A  | M/A   | A/A | M/A | A/A | OR       | DR | PF    | FT |    |    |    |    | BS     | BA |     |
| 2      | Jaylin Williams   | F 17:41 | 3-4   | 1-2  | 3-4   | 1   | 5   | 6   | 0        | 2  | 10    | 1  | 0  | 3  | 1  | 0  | 0      | 5  |     |
| 5      | Chris Moore       | F 23:02 | 0-1   | 0-1  | 0-0   | 1   | 4   | 5   | 2        | 2  | 0     | 2  | 0  | 0  | 1  | 0  | 0      | 9  |     |
| 44     | Dylan Cardwell    | C 16:49 | 3-5   | 0-0  | 0-0   | 5   | 4   | 9   | 0        | 1  | 6     | 2  | 3  | 1  | 1  | 0  | 0      | 26 |     |
| 1      | Aden Holloway     | G 21:45 | 3-9   | 2-7  | 5-7   | 0   | 1   | 1   | 1        | 4  | 13    | 2  | 0  | 0  | 0  | 0  | 1      | 39 |     |
| 3      | Tre Donaldson     | G 21:09 | 2-5   | 0-1  | 2-2   | 1   | 2   | 3   | 1        | 2  | 6     | 3  | 3  | 0  | 0  | 0  | 1      | 5  |     |
| 10     | Chad Baker-Mazara | 19:50   | 1-4   | 1-3  | 3-4   | 1   | 3   | 4   | 2        | 3  | 6     | 1  | 1  | 1  | 0  | 0  | 0      | 18 |     |
| 12     | Denver Jones      | 17:09   | 3-6   | 1-4  | 1-1   | 0   | 2   | 2   | 2        | 9  | 0     | 1  | 1  | 0  | 0  | 0  | 0      | 15 |     |
| 4      | Johri Broome      | 20:50   | 3-7   | 0-2  | 4-8   | 2   | 3   | 5   | 2        | 3  | 10    | 2  | 2  | 1  | 0  | 0  | 0      | 7  |     |
| 0      | K.D. Johnson      | 11:37   | 2-4   | 1-3  | 1-2   | 0   | 2   | 2   | 3        | 1  | 6     | 1  | 1  | 0  | 1  | 0  | 0      | -1 |     |
| 31     | Chaney Johnson    | 17:08   | 6-8   | 0-1  | 3-4   | 0   | 4   | 4   | 3        | 3  | 15    | 0  | 1  | 2  | 1  | 0  | 0      | 30 |     |
| 24     | Lior Berman       | 06:29   | 0-0   | 0-0  | 0-2   | 0   | 1   | 1   | 0        | 1  | 0     | 0  | 0  | 0  | 0  | 0  | 0      | 6  |     |
| 21     | Blake Muschalek   | 02:21   | 0-2   | 0-0  | 2-2   | 0   | 0   | 0   | 0        | 1  | 2     | 0  | 0  | 0  | 0  | 0  | 0      | -3 |     |
| 23     | Addarin Scott     | 02:21   | 0-0   | 0-0  | 2-2   | 0   | 0   | 2   | 1        | 1  | 2     | 0  | 1  | 0  | 0  | 0  | 0      | -3 |     |
| 20     | Carter Sobera     | 01:49   | 0-0   | 0-0  | 0-0   | 0   | 1   | 1   | 0        | 0  | 0     | 0  | 0  | 0  | 0  | 0  | 0      | -3 |     |
| Team   |                   |         |       |      |       |     |     |     |          |    |       |    |    |    |    |    |        |    |     |
| Totals |                   |         | 26-55 | 6-24 | 26-36 | 13  | 35  | 48  | 17       | 26 | 84    | 19 | 13 | 9  | 6  | 3  | 30     |    |     |

Shooting By Period

|         |       |       |
|---------|-------|-------|
| 1st FG% | 18-34 | 52.9% |
| 3PT%    | 4-13  | 30.8% |
| FT%     | 9-14  | 64.3% |
| 2nd FG% | 8-21  | 38.1% |
| 3PT%    | 2-11  | 18.2% |
| FT%     | 17-22 | 77.3% |
| GM FG%  | 26-55 | 47.3% |
| 3PT%    | 6-24  | 25.0% |
| FT%     | 26-36 | 72.2% |

Dead Ball Rebounds: 3, 0

Technical Fouls: NONE

|                  |  | AAM           | AUB            |
|------------------|--|---------------|----------------|
| Biggest lead     |  | 0 (1st 20:00) | 43 (2nd 13:44) |
| Best Scoring Run |  | 7 (2nd 10:35) | 19 (1st 0:50)  |
| Lead Changes     |  | 0             | 0              |
| Times Tied       |  | 0             | 0              |
| Time with Lead   |  | 00:00         | 39:27          |

|               |  | Points from Turnovers |     | Period by Period Scoring |     |     |
|---------------|--|-----------------------|-----|--------------------------|-----|-----|
|               |  | AAM                   | AUB | 1st                      | 2nd | TOT |
| Paint         |  | 28                    | 40  |                          |     |     |
| Second Chance |  | 3                     | 16  |                          |     |     |
| Fast Breaks   |  | 13                    | 20  |                          |     |     |
| Bench         |  | 41                    | 49  |                          |     |     |
| AAM           |  | 15                    | 39  | 54                       |     |     |
| AUB           |  | 49                    | 35  | 84                       |     |     |

## GAME 6 | AUBURN 74, VIRGINIA TECH 57



Official Basketball Box Score - Final  
**Virginia Tech at Auburn**  
11/29/23 Neville Arena, Auburn  
2023-24 Men's Basketball

Game Time: 8:15 PM  
Game Duration: 2:18  
Attendance: 9,121

Officials: Don Daly, Bart Lenox, Olands Poble

| NO.    | Name                | Min     | FG    |      | 3P    |     | FT  |     | Rebounds |    | Fouls |    | TP | AS | TO | ST | Blocks |     | +/- |
|--------|---------------------|---------|-------|------|-------|-----|-----|-----|----------|----|-------|----|----|----|----|----|--------|-----|-----|
|        |                     |         | M/A   | A/A  | M/A   | A/A | M/A | A/A | OR       | DR | PF    | FT |    |    |    |    | BS     | BA  |     |
| 23     | Tyler Nickel        | F 19:29 | 0-5   | 0-3  | 0-0   | 1   | 0   | 1   | 0        | 1  | 3     | 1  | 0  | 0  | 0  | 0  | 0      | 0   | -24 |
| 31     | Robbie Beran        | F 10:48 | 0-1   | 0-1  | 2-2   | 0   | 2   | 2   | 5        | 1  | 2     | 0  | 1  | 0  | 1  | 0  | 0      | -5  |     |
| 15     | Lynn Kidd           | C 29:17 | 2-6   | 0-0  | 2-2   | 2   | 5   | 7   | 1        | 1  | 6     | 1  | 2  | 2  | 1  | 1  | 0      | -7  |     |
| 0      | Hunter Cattoor      | G 31:57 | 4-11  | 1-6  | 7-9   | 1   | 5   | 6   | 3        | 5  | 16    | 1  | 3  | 0  | 0  | 0  | 0      | -16 |     |
| 3      | Sean Pedulla        | G 27:42 | 0-9   | 0-2  | 4-6   | 1   | 1   | 2   | 1        | 5  | 4     | 1  | 7  | 1  | 0  | 0  | 0      | -20 |     |
| 4      | Mekhi Long          | F 18:23 | 1-2   | 0-0  | 3-5   | 3   | 4   | 7   | 5        | 4  | 5     | 0  | 2  | 0  | 0  | 0  | 0      | -4  |     |
| 34     | Myljael Poteat      | 09:11   | 1-4   | 0-0  | 2-2   | 1   | 1   | 2   | 2        | 4  | 0     | 0  | 0  | 0  | 0  | 0  | 0      | -9  |     |
| 13     | Jaydon Young        | 18:23   | 3-6   | 3-4  | 0-0   | 0   | 1   | 1   | 2        | 1  | 0     | 9  | 1  | 1  | 0  | 0  | 0      | -4  |     |
| 10     | Brandon Rechsteiner | 12:18   | 1-2   | 0-1  | 0     | 0   | 1   | 0   | 1        | 2  | 0     | 2  | 2  | 1  | 0  | 0  | 0      | 3   |     |
| 11     | John Camden         | 15:01   | 2-4   | 2-3  | 3-5   | 2   | 4   | 6   | 2        | 2  | 9     | 1  | 1  | 1  | 0  | 0  | 0      | 2   |     |
| 5      | Patrick Wessler     | 01:32   | 0-1   | 0-0  | 0-0   | 0   | 1   | 1   | 0        | 0  | 0     | 0  | 0  | 0  | 0  | 0  | 0      | -1  |     |
| Team   |                     |         |       |      |       |     |     |     |          |    |       |    |    |    |    |    |        |     |     |
| Totals |                     |         | 14-51 | 6-20 | 23-31 | 17  | 27  | 44  | 25       | 21 | 57    | 7  | 21 | 5  | 2  | 7  | 17     |     |     |

Shooting By Period

|         |       |       |
|---------|-------|-------|
| 1st FG% | 7-21  | 33.3% |
| 3PT%    | 1-7   | 14.3% |
| FT%     | 9-14  | 64.3% |
| 2nd FG% | 7-30  | 23.3% |
| 3PT%    | 5-13  | 38.5% |
| FT%     | 14-17 | 82.4% |
| GM FG%  | 14-51 | 27.5% |
| 3PT%    | 6-20  | 30.0% |
| FT%     | 23-31 | 74.2% |

Dead Ball Rebounds: 4, 0

Technical Fouls: NONE

Auburn - 74 Record: 5-1

| NO. | Name              | Min     | FG    |     | 3P   |     | FT  |     | Rebounds |    | Fouls |    | TP | AS | TO | ST | Blocks |    | +/- |
|-----|-------------------|---------|-------|-----|------|-----|-----|-----|----------|----|-------|----|----|----|----|----|--------|----|-----|
|     |                   |         | M/A   | A/A | M/A  | A/A | M/A | A/A | OR       | DR | PF    | FT |    |    |    |    | BS     | BA |     |
| 2   | Jaylin Williams   | F 12:41 | 1-4   | 0-1 | 1-1  | 2   | 3   | 5   | 4        | 2  | 3     | 2  | 1  | 2  | 0  | 0  | 0      | 0  | 14  |
| 4   | Johri Broome      | F 26:24 | 11-19 | 0-2 | 8-13 | 7   | 6   | 13  | 1        | 7  | 30    | 0  | 2  | 1  | 3  | 1  | 0      | 12 |     |
| 5   | Chris Moore       | F 19:50 | 0-2   | 0-1 | 0-2  | 1   | 0   | 1   | 2        | 0  | 0     | 0  | 1  | 0  | 1  | 1  | 0      | -2 |     |
| 44  | Dylan Cardwell    | G 24:57 | 0-7   | 0-2 | 0-0  | 0   | 1   | 1   | 2        | 0  | 0     | 2  | 1  | 3  | 0  | 0  | 0      | 12 |     |
| 1   | Aden Holloway     | G 21:05 | 1-4   | 0-2 | 6-6  | 1   | 4   | 5   | 0        | 5  | 8     | 1  | 0  | 1  | 0  | 0  | 0      | 14 |     |
| 12  | Denver Jones      | G 24:05 | 1-7   | 0-2 | 6-6  | 1   | 4   | 5   | 0        | 5  | 8     | 1  | 0  | 1  | 0  | 0  | 0      | 14 |     |
| 10  | Chad Baker-Mazara | 23:16   | 5-10  | 0-3 | 5-5  | 2   | 2   | 4   | 3        | 3  | 15    | 3  | 1  | 2  | 1  | 0  | 0      | 17 |     |
| 31  | Chaney Johnson    | 17:54   | 1-4   | 1-1 | 0-0  | 1   | 2   | 3   | 3        | 3  | 3     | 0  | 2  | 0  | 2  | 0  | 0      | 4  |     |
| 0   | K.D. Johnson      | 12:19   | 1-6   | 0-3 | 0-0  | 0   | 2   | 2   | 6        | 0  | 2     | 0  | 1  | 1  | 0  | 0  | 0      | 10 |     |
| 3   | Tre Donaldson     | 18:23   | 4-6   | 1-1 | 0-0  | 2   | 0   | 2   | 0        | 0  | 9     | 3  | 0  | 1  | 0  | 0  | 0      | 0  |     |
| 44  | Dylan Cardwell    | 12:04   | 0-0   | 0-0 | 2-5  | 0   | 0   | 0   | 1        | 3  | 2     | 0  | 0  | 0  | 0  | 0  |        |    |     |



# 2023-24 BOX SCORES

## GAME 9 | AUBURN 87, UNC ASHEVILLE 62



Official Basketball Box Score - Final  
**UNC Asheville at Auburn**  
 12/19/23 Von Braun Center, Huntsville  
 2023-24 Men's Basketball

Game Time: 7:00 PM  
 Game Duration: 1:49  
 Attendance: 6,556

Officials: Ron Groover, Lee Cassell, Vlad Vojard-Tadai

| UNC Asheville - 62 |                  |         |       |      |      |           |       |    |    |    |    |        |     |     |
|--------------------|------------------|---------|-------|------|------|-----------|-------|----|----|----|----|--------|-----|-----|
| Record: 5-6        |                  |         |       |      |      |           |       |    |    |    |    |        |     |     |
| NO.                | Name             | Min     | FG    | 3P   | FT   | Rebounds  | Fouls | TP | AS | TO | ST | Blocks | +/- |     |
|                    |                  |         | M-A   | M-A  | M-A  | OR DR TOT | PF    |    |    |    |    | BS BA  |     |     |
| 4                  | Drew Pember      | F 33:21 | 7-14  | 3-6  | 6-8  | 0 2 2     | 0 3   | 23 | 1  | 2  | 2  | 1      | 0   | -17 |
| 13                 | Nick McMullen    | F 23:57 | 5-6   | 0-0  | 0-0  | 0 3 3     | 4 2   | 10 | 1  | 2  | 1  | 0      | 0   | -22 |
| 1                  | Jamon Battle     | G 29:41 | 2-5   | 1-2  | 1-4  | 1 4 5     | 1 2   | 6  | 1  | 0  | 1  | 0      | 2   | -9  |
| 2                  | Caleb Burgess    | G 26:37 | 1-5   | 0-1  | 0-0  | 0 2 2     | 2 2   | 2  | 6  | 4  | 0  | 0      | 1   | -18 |
| 3                  | Josh Banks       | G 25:56 | 1-5   | 1-2  | 1-2  | 0 1 1     | 1 2   | 3  | 4  | 2  | 2  | 1      | 0   | -22 |
| 5                  | Fletcher Abee    | 11:20   | 1-4   | 0-1  | 0-0  | 0 1 1     | 0 0   | 2  | 0  | 1  | 0  | 0      | 0   | -10 |
| 0                  | Trent Stephney   | 07:32   | 1-2   | 1-1  | 0-2  | 0 0 0     | 0 2   | 3  | 1  | 1  | 0  | 0      | 0   | -8  |
| 14                 | Troya Solomon    | 17:53   | 2-2   | 0-0  | 0-0  | 1 3 4     | 0 0   | 4  | 0  | 1  | 0  | 0      | 0   | -12 |
| 10                 | Davon Cunningham | 15:07   | 3-5   | 1-1  | 1-2  | 1 3 4     | 0 0   | 1  | 8  | 1  | 0  | 0      | 1   | -11 |
| 12                 | Evan Johnson     | 07:35   | 0-2   | 0-2  | 0-0  | 0 0 0     | 0 0   | 0  | 1  | 0  | 1  | 0      | 0   | 4   |
| 15                 | Dean Gabrelcik   | 01:31   | 0-1   | 0-1  | 0-0  | 0 0 0     | 0 0   | 0  | 0  | 0  | 0  | 0      | 0   | 0   |
| Team               |                  |         |       |      |      | 1 3 4     | 0     | 0  | 1  |    |    |        |     |     |
| <b>Totals</b>      |                  |         | 23-51 | 7-17 | 9-18 | 4 22 26   | 9 15  | 62 | 14 | 14 | 6  | 1      | 5   | -25 |

| Shooting By Period  |       |       |
|---------------------|-------|-------|
| 1 <sup>st</sup> FG% | 11-25 | 44.0% |
| 3PT%                | 5-9   | 55.6% |
| FT%                 | 0-4   | 0%    |
| 2 <sup>nd</sup> FG% | 12-26 | 46.2% |
| 3PT%                | 2-8   | 25.0% |
| FT%                 | 9-14  | 64.3% |
| GM FG%              | 23-51 | 45.1% |
| 3PT%                | 7-17  | 41.2% |
| FT%                 | 9-18  | 50.0% |

Dead Ball Rebounds: 6, 0

Technical Fouls: NONE

| Auburn - 87   |                   |         |       |      |       |           |       |    |    |    |    |        |     |    |
|---------------|-------------------|---------|-------|------|-------|-----------|-------|----|----|----|----|--------|-----|----|
| Record: 7-2   |                   |         |       |      |       |           |       |    |    |    |    |        |     |    |
| NO.           | Name              | Min     | FG    | 3P   | FT    | Rebounds  | Fouls | TP | AS | TO | ST | Blocks | +/- |    |
|               |                   |         | M-A   | M-A  | M-A   | OR DR TOT | PF    |    |    |    |    | BS BA  |     |    |
| 2             | Jaylin Williams   | F 18:34 | 3-6   | 0-0  | 2-2   | 1 3 4     | 1 1   | 8  | 3  | 2  | 2  | 0      | 0   | 15 |
| 4             | Johni Broome      | F 19:51 | 2-3   | 0-1  | 2-3   | 2 4 6     | 1 2   | 6  | 3  | 0  | 1  | 1      | 0   | 18 |
| 5             | Chris Moore       | F 10:13 | 3-4   | 0-0  | 0-0   | 0 0 0     | 0 0   | 6  | 0  | 2  | 0  | 0      | 0   | 14 |
| 1             | Aden Holloway     | G 20:41 | 3-11  | -1-5 | 0-1   | 1 2 0     | 0 0   | 7  | 5  | 1  | 0  | 0      | 0   | 10 |
| 12            | Denver Jones      | G 23:09 | 4-8   | 1-4  | 0-0   | 5 5 2     | 0 0   | 9  | 1  | 2  | 0  | 0      | 1   | 15 |
| 10            | Chad Baker-Mazara | F 19:26 | 3-6   | 3-3  | 2-2   | 1 6 7     | 0 1   | 11 | 1  | 1  | 1  | 0      | 1   | 15 |
| 31            | Chaney Johnson    | F 19:55 | 3-5   | 0-1  | 2-2   | 2 4 4     | 1 1   | 8  | 2  | 0  | 0  | 1      | 0   | 10 |
| 0             | K.D. Johnson      | 15:20   | 2-4   | 1-2  | 1-2   | 0 3 3     | 2 1   | 6  | 2  | 0  | 4  | 0      | 0   | 10 |
| 3             | Tre Donaldson     | F 19:19 | 6-8   | 0-2  | 3-4   | 0 0 0     | 2 3   | 15 | 2  | 1  | 0  | 0      | 0   | 11 |
| 44            | Dylan Cardwell    | 18:38   | 3-6   | 0-0  | 0-0   | 1 0 1     | 1 0   | 2  | 6  | 0  | 0  | 0      | 1   | 7  |
| 24            | Lior Berman       | 08:50   | 2-3   | 1-2  | 0-0   | 0 1 1     | 1 0   | 5  | 0  | 0  | 0  | 0      | 0   | 0  |
| 20            | Carter Sobera     | 01:31   | 0-0   | 0-0  | 0-0   | 0 0 0     | 0 0   | 0  | 0  | 0  | 0  | 0      | 0   | 0  |
| 21            | Blake Muschalek   | 01:31   | 0-0   | 0-0  | 0-0   | 0 0 0     | 0 0   | 0  | 0  | 0  | 0  | 0      | 0   | 0  |
| 23            | Addarin Scott     | 01:31   | 0-0   | 0-0  | 0-0   | 0 0 0     | 0 0   | 0  | 0  | 0  | 0  | 0      | 1   | 0  |
| 42            | Haston Alexander  | 01:31   | 0-0   | 0-0  | 0-0   | 0 1 1     | 1 0   | 0  | 0  | 0  | 0  | 0      | 0   | 0  |
| Team          |                   |         |       |      |       | 1 1 2     | 0     | 0  | 0  | 0  | 0  | 0      | 0   | 0  |
| <b>Totals</b> |                   |         | 34-64 | 7-21 | 12-15 | 9 27 36   | 16 9  | 87 | 19 | 7  | 9  | 5      | 1   | 25 |

| Shooting By Period  |       |       |
|---------------------|-------|-------|
| 1 <sup>st</sup> FG% | 15-35 | 42.9% |
| 3PT%                | 2-11  | 18.2% |
| FT%                 | 7-8   | 87.5% |
| 2 <sup>nd</sup> FG% | 19-29 | 65.5% |
| 3PT%                | 5-10  | 50.0% |
| FT%                 | 5-7   | 71.4% |
| GM FG%              | 34-64 | 53.1% |
| 3PT%                | 7-21  | 33.3% |
| FT%                 | 12-15 | 80.0% |

Dead Ball Rebounds: 2, 0

Technical Fouls: Broome 2<sup>nd</sup> 15:58

| UNC Asheville    |                           | AUBURN                    |  |
|------------------|---------------------------|---------------------------|--|
| Biggest lead     | 2 (1 <sup>st</sup> 10:05) | 31 (2 <sup>nd</sup> 6:15) |  |
| Best Scoring Run | 5 (1 <sup>st</sup> 11:22) | 11 (1 <sup>st</sup> 3:10) |  |
| Lead Changes     | 4                         | 4                         |  |
| Times Tied       | 4                         | 4                         |  |
| Time with Lead   | 01:31                     | 35:00                     |  |

| Points from   |    | UNC Asheville |  | AUBURN |  |
|---------------|----|---------------|--|--------|--|
| Turnovers     | 7  | 17            |  |        |  |
| Paint         | 28 | 50            |  |        |  |
| Second Chance | 9  | 11            |  |        |  |
| Fast Breaks   | 8  | 23            |  |        |  |
| Bench         | 17 | 51            |  |        |  |

| Period by Period Scoring |                 |                 |     |
|--------------------------|-----------------|-----------------|-----|
|                          | 1 <sup>st</sup> | 2 <sup>nd</sup> | TOT |
| UNC Asheville            | 27              | 35              | 62  |
| AUBURN                   | 39              | 48              | 87  |

## GAME 10 | AUBURN 91, USC 75



Official Basketball Box Score - Final  
**Southern California at Auburn**  
 12/17/23 Neville Arena, Auburn  
 2023-24 Men's Basketball

Game Time: 12:00 PM  
 Game Duration: 2:23  
 Attendance: 9,121

Officials: Don Daly, Terry Glesby, KB Burdett Jr.

| Southern California - 75 |                   |         |       |      |       |           |       |    |    |    |    |        |     |     |
|--------------------------|-------------------|---------|-------|------|-------|-----------|-------|----|----|----|----|--------|-----|-----|
| Record: 5-5              |                   |         |       |      |       |           |       |    |    |    |    |        |     |     |
| NO.                      | Name              | Min     | FG    | 3P   | FT    | Rebounds  | Fouls | TP | AS | TO | ST | Blocks | +/- |     |
|                          |                   |         | M-A   | M-A  | M-A   | OR DR TOT | PF    |    |    |    |    | BS BA  |     |     |
| 3                        | Vincent Iwuchukwu | F 16:55 | 1-2   | 0-0  | 0-0   | 1 3 4     | 5 0   | 2  | 0  | 1  | 0  | 0      | 0   | 2   |
| 10                       | DJ Rodman         | F 16:03 | 0-1   | 0-0  | 2-2   | 1 2 3     | 1 2   | 2  | 1  | 1  | 1  | 0      | 0   | -4  |
| 0                        | Kobe Johnson      | G 28:13 | 2-13  | 0-3  | 2-2   | 2 5 7     | 2 2   | 6  | 2  | 1  | 0  | 0      | 3   | -22 |
| 1                        | Isaiah Collier    | G 18:28 | 4-8   | 1-2  | 4-5   | 0 0 0     | 5 5   | 13 | 3  | 4  | 0  | 0      | 2   | -6  |
| 5                        | Boogie Ellis      | G 37:18 | 7-15  | 3-7  | 5-7   | 1 4 5     | 2 4   | 22 | 3  | 5  | 1  | 0      | 2   | -12 |
| 24                       | Joshua Morgan     | 13:19   | 0-2   | 0-0  | 1-2   | 2 3 2     | 3 2   | 1  | 0  | 1  | 1  | 3      | 0   | -19 |
| 6                        | Bronny James      | 13:59   | 1-4   | 0-2  | 3-4   | 0 2 2     | 1 3   | 5  | 0  | 1  | 0  | 0      | 0   | -22 |
| 22                       | Arinten Page      | 10:25   | 1-2   | 1-2  | 0-0   | 0 0 0     | 0 0   | 3  | 0  | 0  | 0  | 0      | 0   | -14 |
| 4                        | Oziyah Sellers    | 18:56   | 5-7   | 1-2  | 2-2   | 0 0 0     | 1 1   | 13 | 0  | 0  | 0  | 0      | 0   | 10  |
| 30                       | Harrison Hornery  | 09:53   | 0-2   | 0-1  | 2-2   | 0 3 3     | 0 2   | 2  | 0  | 1  | 1  | 0      | 0   | 1   |
| 33                       | Kijani Wright     | 16:31   | 3-4   | 0-0  | 0-0   | 3 3 6     | 2 0   | 6  | 0  | 0  | 0  | 0      | 0   | 6   |
| Team                     |                   |         |       |      |       | 3 1 4     | 0     | 0  |    |    |    |        |     |     |
| <b>Totals</b>            |                   |         | 24-60 | 6-19 | 21-26 | 13 25 38  | 22 21 | 75 | 9  | 15 | 4  | 3      | 7   | -16 |

| Shooting By Period  |       |       |
|---------------------|-------|-------|
| 1 <sup>st</sup> FG% | 10-28 | 35.7% |
| 3PT%                | 4-12  | 33.3% |
| FT%                 | 11-13 | 84.6% |
| 2 <sup>nd</sup> FG% | 14-32 | 43.8% |
| 3PT%                | 2-7   | 28.6% |
| FT%                 | 10-13 | 76.9% |
| GM FG%              | 24-60 | 40.0% |
| 3PT%                | 6-19  | 31.6% |
| FT%                 | 21-26 | 80.8% |

Dead Ball Rebounds: 3, 0

Technical Fouls: NONE

| Auburn - 91   |                   |         |       |      |       |           |       |    |    |    |    |        |     |    |
|---------------|-------------------|---------|-------|------|-------|-----------|-------|----|----|----|----|--------|-----|----|
| Record: 8-2   |                   |         |       |      |       |           |       |    |    |    |    |        |     |    |
| NO.           | Name              | Min     | FG    | 3P   | FT    | Rebounds  | Fouls | TP | AS | TO | ST | Blocks | +/- |    |
|               |                   |         | M-A   | M-A  | M-A   | OR DR TOT | PF    |    |    |    |    | BS BA  |     |    |
| 2             | Jaylin Williams   | F 25:42 | 6-9   | 2-4  | 0-1   | 0 3 3     | 2 1   | 14 | 2  | 0  | 0  | 0      | 0   | 16 |
| 4             | Johni Broome      | F 22:41 | 4-14  | 0-2  | 3-3   | 1 2 3     | 0 2   | 11 | 0  | 0  | 4  | 1      | 4   |    |
| 5             | Chris Moore       | F 10:36 | 0-2   | 0-1  | 3-4   | 1 1 2     | 4 2   | 3  | 1  | 1  | 0  | 0      | 0   | -3 |
| 1             | Aden Holloway     | G 23:37 | 5-10  | 4-7  | 1-2   | 0 2 2     | 2 3   | 15 | 6  | 0  | 0  | 0      | 0   | 10 |
| 12            | Denver Jones      | G 23:08 | 2-4   | 2-2  | 6-6   | 1 2 3     | 3 3   | 12 | 1  | 1  | 1  | 0      | 1   | 8  |
| 10            | Chad Baker-Mazara | F 21:50 | 1-3   | 0-1  | 5-6   | 1 3 4     | 1 4   | 7  | 0  | 0  | 1  | 0      | 1   | 11 |
| 31            | Chaney Johnson    | 14:18   | 1-3   | 0-1  | 1-1   | 1 2 3     | 2 1   | 3  | 0  | 1  | 1  | 0      | 0   | 0  |
| 0             | K.D. Johnson      | 16:52   | 2-6   | 0-2  | 1-2   | 1 0 1     | 3 1   | 5  | 0  | 3  | 1  | 0      | 0   | 8  |
| 3             | Tre Donaldson     | 16:23   | 3-0   | 0-0  | 1-1   | 0 2 0     | 1 1   | 7  | 5  | 1  | 2  | 0      | 0   | 6  |
| 44            | Dylan Cardwell    | 17:19   | 4-5   | 0-1  | 3-4   | 2 3 5     | 3 3   | 11 | 2  | 0  | 3  | 2      | 0   | 12 |
| 24            | Lior Berman       | 07:34   | 1-1   | 0-0  | 1-2   | 1 0 1     | 2 1   | 3  | 1  | 0  | 0  | 0      | 0   | 8  |
| Team          |                   |         |       |      |       | 1 5 6     | 0     | 0  | 1  |    |    |        |     |    |
| <b>Totals</b> |                   |         | 29-61 | 8-21 | 25-32 | 10 25 35  | 22 22 | 91 | 18 | 8  | 9  | 7      | 3   | 16 |

| Shooting By Period  |       |       |
|---------------------|-------|-------|
| 1 <sup>st</sup> FG% | 18-34 | 52.9% |
| 3PT%                | 5-12  | 41.7% |
| FT%                 | 8-11  | 72.7% |
| 2 <sup>nd</sup> FG% | 11-27 | 40.7% |
| 3PT%                | 3-9   | 33.3% |
| FT%                 | 17-21 | 81%   |
| GM FG%              | 29-61 | 47.5% |
| 3PT%                | 8-21  | 38.1% |
| FT%                 | 25-32 | 78.1% |

Dead Ball Rebounds: 4, 0

Technical Fouls: Baker-Mazara 2<sup>nd</sup> 17:48

| USC              |                           | AUBURN                     |  |
|------------------|---------------------------|----------------------------|--|
| Biggest lead     | 3 (1 <sup>st</sup> 16:41) | 23 (2 <sup>nd</sup> 9:38)  |  |
| Best Scoring Run | 8 (2 <sup>nd</sup> 8:11)  | 12 (2 <sup>nd</sup> 17:48) |  |
| Lead Changes     | 4                         | 4                          |  |
| Times Tied       | 0                         | 0                          |  |
| Time with Lead   | 02:27                     | 37:10                      |  |

| Points from   |    | USC |  | AUBURN |  |
|---------------|----|-----|--|--------|--|
| Turnovers     | 5  | 19  |  |        |  |
| Paint         | 32 | 42  |  |        |  |
| Second Chance | 10 | 12  |  |        |  |
| Fast Breaks   | 8  |     |  |        |  |

# 2023-24 BOX SCORES

## GAME 13 | #25 AUBURN 88, PENN 68



Official Basketball Box Score - Final  
**Penn at Auburn**  
01/06/24 Neville Arena, Auburn  
2023-24 Men's Basketball

Game Time: 8:00 PM  
Game Duration: 1:53  
Attendance: 9,121

| NO. Name             | Min | FG    | 3P    | FT   | Rebounds  | Fouls | TP | AS | TO | ST | Blocks | BS | BA | +/- |     |     |
|----------------------|-----|-------|-------|------|-----------|-------|----|----|----|----|--------|----|----|-----|-----|-----|
|                      |     | M-A   | M-A   | M-A  | OR DR TOT | PF    | FD |    |    |    | BS     | BA |    |     |     |     |
| 13 Nick Spinoso      | C   | 31:29 | 3-11  | 0-1  | 2-4       | 2 5 7 | 3  | 2  | 8  | 6  | 4      | 1  | 1  | 2   | -11 |     |
| 4 John Perkins       | G   | 34:03 | 5-16  | 1-4  | 2-3       | 4 4 8 | 3  | 3  | 13 | 2  | 3      | 1  | 0  | -9  |     |     |
| 11 Sam Brown         | G   | 33:44 | 7-9   | 4-6  | 2-4       | 0 3 3 | 1  | 2  | 20 | 0  | 2      | 0  | 0  | -11 |     |     |
| 15 Andrew Laczowski  | G   | 21:39 | 3-4   | 1-2  | 0-0       | 3 0 3 | 0  | 0  | 7  | 0  | 0      | 1  | 0  | 2   |     |     |
| 40 George Smith      | G   | 27:15 | 2-7   | 0-3  | 0-1       | 2 1 3 | 2  | 2  | 4  | 1  | 2      | 1  | 1  | -13 |     |     |
| 10 Ed Holland III    | G   | 12:57 | 1-3   | 0-1  | 2-2       | 0 2 2 | 1  | 1  | 4  | 0  | 0      | 0  | 1  | -24 |     |     |
| 24 Reese McMullen    | G   | 08:52 | 0-1   | 0-0  | 1 0 1     | 0 0 0 | 0  | 0  | 1  | 0  | 0      | 0  | 0  | -16 |     |     |
| 3 Johnnie Walter     | G   | 08:31 | 1-2   | 1-2  | 0-0       | 0 2 2 | 1  | 1  | 3  | 0  | 0      | 0  | 0  | -9  |     |     |
| 35 Niklas Polonowski | G   | 19:31 | 3-6   | 3-6  | 0-0       | 0 3 3 | 1  | 0  | 9  | 1  | 0      | 0  | 0  | -8  |     |     |
| 5 Cam Thrower        | G   | 01:59 | 0-2   | 0-0  | 0-0       | 0 0 0 | 0  | 0  | 0  | 0  | 0      | 0  | 0  | -1  |     |     |
| <b>Team</b>          |     |       |       |      |           |       |    |    |    |    |        |    |    |     |     |     |
| <b>Totals</b>        |     | 25-61 | 10-28 | 8-14 | 12        | 23    | 35 | 12 | 11 | 68 | 11     | 13 | 4  | 2   | 5   | -20 |

Officials: Pat Adams, Bharat Ramana, Tony Chiazza

| Shooting By Period  |             |
|---------------------|-------------|
| 1 <sup>st</sup> FG% | 12-32 37.5% |
| 3PT%                | 3-14 21.4%  |
| FT%                 | 5-7 71.4%   |
| 2 <sup>nd</sup> FG% | 13-29 44.8% |
| 3PT%                | 7-14 50.0%  |
| FT%                 | 3-7 42.9%   |
| GM FG%              | 25-61 41.0% |
| 3PT%                | 10-28 35.7% |
| FT%                 | 8-14 57.1%  |

Dead Ball Rebounds: 4, 0

Technical Fouls:Brown 1<sup>st</sup>0:03

| NO. Name             | Min | FG    | 3P    | FT    | Rebounds  | Fouls   | TP | AS | TO | ST | Blocks | BS | BA | +/- |    |    |
|----------------------|-----|-------|-------|-------|-----------|---------|----|----|----|----|--------|----|----|-----|----|----|
|                      |     | M-A   | M-A   | M-A   | OR DR TOT | PF      | FD |    |    |    | BS     | BA |    |     |    |    |
| 2 Jaylin Williams    | F   | 27:41 | 3-7   | 2-5   | 0-0       | 2 1 3   | 0  | 1  | 8  | 3  | 1      | 0  | 1  | 0   | 14 |    |
| 8 Chandler Lawson    | F   | 27:57 | 9-10  | 3-4   | 3-4       | 1 11 12 | 1  | 3  | 24 | 2  | 2      | 1  | 3  | 0   | 12 |    |
| 5 Chris Moore        | F   | 14:43 | 1-2   | 0-0   | 0-0       | 0 1 1   | 1  | 2  | 0  | 1  | 2      | 0  | 0  | 8   |    |    |
| 1 Aden Holloway      | G   | 18:30 | 1-5   | 1-5   | 0-0       | 0 1 1   | 1  | 0  | 3  | 6  | 1      | 1  | 0  | 0   | 6  |    |
| 12 Denver Jones      | G   | 16:49 | 4-9   | 2-7   | 2-2       | 1 0 1   | 1  | 1  | 12 | 1  | 0      | 0  | 0  | -1  |    |    |
| 10 Chad Baker-Mazara | G   | 19:35 | 5-10  | 1-3   | 5-6       | 1 0 1   | 2  | 2  | 16 | 0  | 0      | 0  | 1  | 20  |    |    |
| 31 Chaney Johnson    | G   | 14:21 | 0-2   | 0-1   | 0-0       | 1 0 1   | 0  | 0  | 1  | 0  | 0      | 0  | 0  | 2   |    |    |
| 0 K.D. Johnson       | G   | 22:48 | 3-6   | 1-4   | 4-6       | 2 3 5   | 1  | 3  | 11 | 4  | 0      | 1  | 0  | 21  |    |    |
| 3 Tre Donaldson      | G   | 21:07 | 2-9   | 2-5   | 0-0       | 1 3 4   | 0  | 0  | 6  | 3  | 0      | 0  | 1  | 14  |    |    |
| 44 Dylan Cardwell    | G   | 09:15 | 3-3   | 0-0   | 0-0       | 1 2 3   | 4  | 0  | 6  | 0  | 0      | 0  | 0  | 12  |    |    |
| 24 Lior Berman       | G   | 05:42 | 0-0   | 0-0   | 0-0       | 0 0 0   | 0  | 0  | 0  | 0  | 0      | 0  | 0  | -8  |    |    |
| 20 Carter Sobera     | G   | 00:23 | 0-0   | 0-0   | 0-0       | 0 0 0   | 0  | 0  | 0  | 0  | 0      | 0  | 0  | 0   |    |    |
| 21 Blake Muschalek   | G   | 00:23 | 0-0   | 0-0   | 0-0       | 0 0 0   | 0  | 0  | 0  | 0  | 0      | 0  | 0  | 0   |    |    |
| 23 Addarin Scott     | G   | 00:23 | 0-0   | 0-0   | 0-0       | 0 0 0   | 0  | 0  | 0  | 0  | 0      | 0  | 0  | 0   |    |    |
| 55 Jalen Harper      | G   | 00:23 | 0-0   | 0-0   | 0-0       | 0 0 0   | 0  | 0  | 0  | 0  | 0      | 0  | 0  | 0   |    |    |
| <b>Team</b>          |     |       |       |       |           |         |    |    |    |    |        |    |    |     |    |    |
| <b>Totals</b>        |     | 31-63 | 12-35 | 14-18 | 11        | 26      | 37 | 11 | 11 | 88 | 19     | 6  | 6  | 5   | 2  | 20 |

Technical Fouls:NONE

|                  | PEN                       | AUB                        |
|------------------|---------------------------|----------------------------|
| Biggest lead     | 0 (1 <sup>st</sup> 20:00) | 24 (2 <sup>nd</sup> 8:34)  |
| Best Scoring Run | 8 (2 <sup>nd</sup> 6:37)  | 11 (1 <sup>st</sup> 12:12) |
| Lead Changes     | 0                         | 0                          |
| Times Tied       | 0                         | 0                          |
| Time with Lead   | 00:00                     | 39:17                      |

| Points from   | PEN | AUB |
|---------------|-----|-----|
| Turnovers     | 5   | 15  |
| Paint         | 26  | 28  |
| Second Chance | 11  | 10  |
| Fast Breaks   | 7   | 11  |
| Bench         | 16  | 39  |

| Period by Period Scoring | 1st | 2nd | TOT |
|--------------------------|-----|-----|-----|
| PEN                      | 32  | 36  | 68  |
| AUB                      | 51  | 37  | 88  |

## GAME 14 | #25/#24 AUBURN 83, ARKANSAS 51



Official Basketball Box Score - Final  
**Auburn at Arkansas**  
01/06/24 Bud Walton Arena, Fayetteville, Ark.  
2023-24 Men's Basketball

Game Time: 1:00 PM  
Game Duration: 1:54  
Attendance: 19,200

| NO. Name             | Min | FG    | 3P   | FT   | Rebounds  | Fouls | TP | AS | TO | ST | Blocks | BS | BA | +/- |   |    |
|----------------------|-----|-------|------|------|-----------|-------|----|----|----|----|--------|----|----|-----|---|----|
|                      |     | M-A   | M-A  | M-A  | OR DR TOT | PF    | FD |    |    |    | BS     | BA |    |     |   |    |
| 2 Jaylin Williams    | F   | 24:40 | 5-9  | 1-3  | 0-0       | 0 3 3 | 0  | 0  | 11 | 1  | 1      | 0  | 0  | 13  |   |    |
| 4 Johni Broome       | F   | 24:49 | 7-13 | 0-2  | 0-0       | 3 5 8 | 1  | 3  | 14 | 3  | 2      | 2  | 0  | 7   |   |    |
| 5 Chris Moore        | F   | 13:54 | 0-1  | 0-0  | 0-0       | 0 1 0 | 0  | 0  | 0  | 0  | 2      | 1  | 0  | 1   |   |    |
| 1 Aden Holloway      | G   | 20:17 | 2-9  | 1-4  | 0-0       | 1 4 5 | 1  | 0  | 5  | 0  | 0      | 0  | 0  | 1   |   |    |
| 12 Denver Jones      | G   | 18:48 | 2-5  | 1-1  | 2-3       | 0 0 0 | 0  | 2  | 7  | 1  | 0      | 1  | 1  | 26  |   |    |
| 10 Chad Baker-Mazara | G   | 21:09 | 5-9  | 2-3  | 4-4       | 1 3 4 | 0  | 2  | 16 | 3  | 0      | 0  | 0  | 21  |   |    |
| 0 K.D. Johnson       | G   | 19:33 | 2-8  | 0-2  | 2-2       | 2 2 2 | 2  | 1  | 6  | 2  | 1      | 1  | 0  | 0   |   |    |
| 3 Tre Donaldson      | G   | 19:43 | 5-6  | 1-1  | 0-0       | 0 7 7 | 1  | 0  | 11 | 4  | 1      | 0  | 0  | 31  |   |    |
| 31 Chaney Johnson    | G   | 15:20 | 2-5  | 1-1  | 0-0       | 0 3 3 | 3  | 1  | 5  | 0  | 0      | 0  | 0  | 2   |   |    |
| 44 Dylan Cardwell    | G   | 13:32 | 3-3  | 0-0  | 0-2       | 3 5 8 | 3  | 1  | 6  | 0  | 0      | 0  | 2  | 19  |   |    |
| 24 Lior Berman       | G   | 06:36 | 1-2  | 0-1  | 0-0       | 1 1 1 | 1  | 1  | 2  | 1  | 0      | 0  | 0  | 10  |   |    |
| 23 Addarin Scott     | G   | 01:39 | 0-0  | 0-0  | 0-0       | 0 1 1 | 0  | 0  | 1  | 0  | 0      | 0  | 0  | 6   |   |    |
| <b>Team</b>          |     |       |      |      |           |       |    |    |    |    |        |    |    |     |   |    |
| <b>Totals</b>        |     | 34-70 | 7-18 | 8-11 | 11        | 35    | 46 | 14 | 11 | 83 | 16     | 7  | 5  | 5   | 4 | 32 |

Officials: Doug Shoves, K.B. Burdett Jr., Chuck Jones

| Shooting By Period  |             |
|---------------------|-------------|
| 1 <sup>st</sup> FG% | 15-37 40.5% |
| 3PT%                | 2-10 20.0%  |
| FT%                 | 5-6 83.3%   |
| 2 <sup>nd</sup> FG% | 19-33 57.6% |
| 3PT%                | 5-8 62.5%   |
| FT%                 | 3-5 60%     |
| GM FG%              | 34-70 48.6% |
| 3PT%                | 7-18 38.9%  |
| FT%                 | 8-11 72.7%  |

Dead Ball Rebounds: 2, 0

Technical Fouls:Baker-Mazara 1<sup>st</sup>12:52Donaldson 1<sup>st</sup>0:54

| NO. Name             | Min | FG    | 3P   | FT   | Rebounds  | Fouls | TP | AS | TO | ST | Blocks | BS | BA | +/- |     |     |
|----------------------|-----|-------|------|------|-----------|-------|----|----|----|----|--------|----|----|-----|-----|-----|
|                      |     | M-A   | M-A  | M-A  | OR DR TOT | PF    | FD |    |    |    | BS     | BA |    |     |     |     |
| 2 Trevon Brazile     | F   | 33:27 | 5-9  | 1-5  | 0-0       | 1 6 7 | 1  | 2  | 11 | 0  | 1      | 0  | 3  | 0   | -21 |     |
| 8 Chandler Lawson    | F   | 12:24 | 1-4  | 1-3  | 0-0       | 0 0 0 | 2  | 1  | 3  | 0  | 2      | 1  | 0  | -14 |     |     |
| 11 Jalen Graham      | F   | 19:50 | 2-8  | 0-0  | 0-0       | 4 2 6 | 2  | 0  | 4  | 0  | 0      | 0  | 0  | 1   |     |     |
| 1 Keyon Menfield Jr. | G   | 31:17 | 5-15 | 4-9  | 0-3       | 0 3 3 | 0  | 2  | 14 | 4  | 2      | 1  | 0  | -17 |     |     |
| 12 Tramon Mark       | G   | 29:38 | 3-8  | 1-3  | 3-4       | 1 4 5 | 1  | 3  | 10 | 2  | 1      | 0  | 0  | -14 |     |     |
| 4 Davonte Davis      | G   | 25:04 | 0-4  | 0-2  | 2-2       | 1 1 1 | 3  | 2  | 1  | 2  | 0      | 0  | 1  | -22 |     |     |
| 0 Khalif Battle      | G   | 16:49 | 1-4  | 0-1  | 2-4       | 0 2 2 | 1  | 1  | 4  | 0  | 1      | 0  | 1  | -17 |     |     |
| 15 Makhi Mitchell    | G   | 09:15 | 1-3  | 0-0  | 0-0       | 0 3 3 | 1  | 0  | 2  | 1  | 0      | 0  | 0  | -20 |     |     |
| 3 El Ellis           | G   | 07:07 | 0-2  | 0-1  | 0-0       | 1 1 1 | 0  | 0  | 0  | 0  | 1      | 0  | 0  | -13 |     |     |
| 6 Layden Blocker     | G   | 02:14 | 0-0  | 0-0  | 0-0       | 0 0 0 | 0  | 0  | 0  | 0  | 0      | 0  | 0  | -3  |     |     |
| 5 Joseph Pinion      | G   | 06:00 | 0-0  | 0-0  | 0-0       | 0 2 2 | 0  | 0  | 0  | 0  | 2      | 0  | 0  | -9  |     |     |
| 7 Denjay Harris      | G   | 03:12 | 0-1  | 0-0  | 0-0       | 0 0 0 | 0  | 0  | 0  | 0  | 0      | 0  | 0  | -3  |     |     |
| 10 Baye Fall         | G   | 03:43 | 0-0  | 0-0  | 1-2       | 0 0 0 | 0  | 1  | 1  | 0  | 0      | 0  | 0  | -8  |     |     |
| <b>Team</b>          |     |       |      |      |           |       |    |    |    |    |        |    |    |     |     |     |
| <b>Totals</b>        |     | 18-58 | 7-24 | 8-15 | 7         | 25    | 32 | 11 | 12 | 51 | 8      | 13 | 4  | 4   | 5   | -32 |

Technical Fouls:NONE

|                  | AUB                        | ARK                       |
|------------------|----------------------------|---------------------------|
| Biggest lead     | 32 (2 <sup>nd</sup> 0:26)  | 6 (1 <sup>st</sup> 14:44) |
| Best Scoring Run | 10 (2 <sup>nd</sup> 13:57) | 8 (1 <sup>st</sup> 14:44) |
| Lead Changes     | 6                          | 6                         |
| Times Tied       | 6                          | 6                         |
| Time with Lead   | 30:30                      | 05:48                     |

| Points from   | AUB | ARK |
|---------------|-----|-----|
| Turnovers     | 10  | 6   |
| Paint         | 48  | 18  |
| Second Chance | 13  | 4   |
| Fast Breaks   | 17  | 7   |
| Bench         | 46  | 9   |

| Period by Period Scoring | 1st | 2nd | TOT |
|--------------------------|-----|-----|-----|
| AUB                      | 37  | 46  | 83  |
| ARK                      | 30  | 21  | 51  |

Game Notes:1st Half 17:21 Double Personal Fouls AR #6, AUB #4 • 1st Half 17:01 Flagrant 1 AR #11 • 1st Half 12:52 Class A Technical Foul AUB #10 • 1st Half 05:46 Class A Technical Foul AUB #3 • 2nd Half 14:11 Flagrant 1 AR #4

## GAME 15 | #16/#16 AUBURN 66, TEXAS A&M 55



Official Basketball Box Score - Final  
**Texas A&M at Auburn**  
01/09/24 Neville Arena, Auburn  
2023-24 Men's Basketball

Game Time: 8:00 PM  
Game Duration: 2:18  
Attendance: 9,121

| NO. Name             | Min | FG    | 3P   | FT  | Rebounds  | Fouls | TP | AS | TO | ST | Blocks | BS | BA | +/- |
|----------------------|-----|-------|------|-----|-----------|-------|----|----|----|----|--------|----|----|-----|
|                      |     | M-A   | M-A  | M-A | OR DR TOT | PF    | FD |    |    |    | BS     | BA |    |     |
| 10 Wildens Leveque   | F   | 13:25 | 1-4  | 0-0 | 0-0       | 1 3 4 | 3  | 0  | 2  | 0  | 1      | 0  | 0  | -1  |
| 15 Henry Coleman III | F   | 34:49 | 7-11 | 0-0 | 3-3       |       |    |    |    |    |        |    |    |     |

2023-24 BOX SCORES

GAME 17 | #13/#11 AUBURN 80, VANDERBILT 65

Official Basketball Box Score - Final Auburn at Vanderbilt. Game Time: 8:00 PM. Game Duration: 2:01. Attendance: 7,099. Records: Auburn - 80, Vanderbilt - 65. Includes player stats for both teams.

Technical Fouls: NONE. Shooting By Period. Includes summary statistics for fouls, shooting percentages, and lead changes.

Summary statistics including Biggest lead, Best Scoring Run, Lead Changes, Times Tied, and Time with Lead for Game 17.

GAME 18 | #13/#11 AUBURN 82, OLE MISS 59

Official Basketball Box Score - Final Ole Miss at Auburn. Game Time: 7:30 PM. Game Duration: 1:51. Attendance: 9,121. Records: Auburn - 82, Ole Miss - 59. Includes player stats for both teams.

Technical Fouls: NONE. Shooting By Period. Includes summary statistics for fouls, shooting percentages, and lead changes.

Summary statistics including Biggest lead, Best Scoring Run, Lead Changes, Times Tied, and Time with Lead for Game 18.

GAME 19 | ALABAMA 79, #8/#6 AUBURN 75

Official Basketball Box Score - Final Auburn at Alabama. Game Time: 6:30 PM. Game Duration: 2:41. Attendance: 13,474. Records: Auburn - 75, Alabama - 79. Includes player stats for both teams.

Technical Fouls: SEARS 1^2:30. Shooting By Period. Includes summary statistics for fouls, shooting percentages, and lead changes.

Summary statistics including Biggest lead, Best Scoring Run, Lead Changes, Times Tied, and Time with Lead for Game 19.

GAME 20 | MISSISSIPPI STATE 64, #8/#6 AUBURN 58

Official Basketball Box Score - Final Auburn at Mississippi St. Game Time: 2:31 PM. Game Duration: 2:01. Attendance: 9,175. Records: Auburn - 58, Mississippi St. - 64. Includes player stats for both teams.

Technical Fouls: NONE. Shooting By Period. Includes summary statistics for fouls, shooting percentages, and lead changes.

Summary statistics including Biggest lead, Best Scoring Run, Lead Changes, Times Tied, and Time with Lead for Game 20.

# 2023-24 BOX SCORES

## GAME 21 | #16/#16 AUBURN 81, VANDERBILT 54



Official Basketball Box Score - Final  
**Vanderbilt at Auburn**  
01/31/24 Neville Arena, Auburn  
2023-24 Men's Basketball

Game Time: 6:00 PM  
Game Duration: 2:04  
Attendance: 9,121

Officials: Doug Shows, Terry Oglesby, Ted Valentine

| NO. Name                 | Min     | FG    |      |       | FT |    |    | Rebounds |    | Fouls |    | TP | AS | TO | ST | Blocks |     | +/- |
|--------------------------|---------|-------|------|-------|----|----|----|----------|----|-------|----|----|----|----|----|--------|-----|-----|
|                          |         | M/A   | M/A  | M/A   | OR | DR | TO | PF       | FT | BS    | BA |    |    |    |    |        |     |     |
| 2 Ven-Allen Lubin        | F 28:23 | 5-11  | 1-2  | 6-8   | 8  | 4  | 12 | 2        | 5  | 17    | 0  | 2  | 1  | 0  | 2  | 2      | -14 |     |
| 0 Tyrin Lawrence         | G 29:49 | 2-11  | 0-3  | 8-11  | 0  | 6  | 6  | 2        | 6  | 12    | 0  | 3  | 0  | 2  | 2  | -24    |     |     |
| 5 Ezra Manjon            | G 29:31 | 1-8   | 0-1  | 3-5   | 1  | 3  | 4  | 2        | 6  | 5     | 4  | 1  | 0  | 0  | 2  | -22    |     |     |
| 10 Jordan Williams       | G 22:30 | 0-1   | 0-1  | 0-0   | 0  | 3  | 4  | 0        | 0  | 0     | 0  | 1  | 2  | 0  | 0  | -27    |     |     |
| 12 Evan Taylor           | G 22:55 | 4-9   | 3-7  | 3-4   | 0  | 3  | 3  | 5        | 2  | 14    | 0  | 2  | 0  | 0  | 0  | -22    |     |     |
| 23 Jason Rivera-Torres   | 14:16   | 0-2   | 0-0  | 0-0   | 0  | 2  | 2  | 1        | 2  | 0     | 1  | 1  | 1  | 0  | 0  | -2     |     |     |
| 35 Carter Lang           | 07:01   | 1-2   | 0-0  | 0-0   | 0  | 1  | 1  | 2        | 0  | 2     | 0  | 0  | 0  | 0  | 0  | -4     |     |     |
| 3 Paul Lewis             | 19:09   | 2-7   | 0-0  | 0-0   | 0  | 0  | 0  | 0        | 0  | 0     | 4  | 1  | 0  | 0  | 0  | -18    |     |     |
| 24 JaQualon "JQ" Roberts | 02:36   | 0-1   | 0-1  | 0-0   | 0  | 0  | 0  | 0        | 0  | 0     | 0  | 0  | 0  | 0  | 0  | -6     |     |     |
| 13 Malik Presley         | 10:56   | 0-0   | 0-0  | 0-0   | 0  | 0  | 0  | 0        | 0  | 0     | 0  | 0  | 0  | 0  | 0  | 0      |     |     |
| 21 Tasos Kamateros       | 10:40   | 0-3   | 0-2  | 0-0   | 1  | 1  | 2  | 1        | 0  | 0     | 0  | 0  | 0  | 1  | 0  | -7     |     |     |
| 25 Miles Keefe           | 02:14   | 0-1   | 0-0  | 0-0   | 0  | 0  | 0  | 0        | 0  | 0     | 0  | 0  | 0  | 0  | 0  | 0      |     |     |
| Team                     |         |       |      |       | 1  | 0  | 1  |          |    |       |    |    |    |    |    |        |     |     |
| <b>Totals</b>            |         | 15-56 | 4-17 | 20-28 | 11 | 23 | 34 | 20       | 21 | 54    | 6  | 12 | 6  | 5  | 7  | -27    |     |     |

Technical Fouls:NONE

Auburn - 81 Record: 17-4 (6-2)

| NO. Name             | Min     | FG    |       |       | FT |    |    | Rebounds |    | Fouls |    | TP | AS | TO | ST | Blocks |    | +/- |
|----------------------|---------|-------|-------|-------|----|----|----|----------|----|-------|----|----|----|----|----|--------|----|-----|
|                      |         | M/A   | M/A   | M/A   | OR | DR | TO | PF       | FT | BS    | BA |    |    |    |    |        |    |     |
| 2 Jaylin Williams    | F 27:16 | 7-9   | 3-4   | 4-6   | 1  | 1  | 2  | 3        | 5  | 21    | 4  | 1  | 1  | 0  | 0  | 0      | 31 |     |
| 4 Johni Broome       | F 24:11 | 7-11  | 2-2   | 0-0   | 3  | 8  | 11 | 2        | 3  | 16    | 4  | 1  | 1  | 5  | 1  | 0      |    |     |
| 5 Chris Moore        | F 11:51 | 0-3   | 0-0   | 0-0   | 2  | 3  | 5  | 1        | 0  | 0     | 0  | 0  | 0  | 1  | 1  | 14     |    |     |
| 3 Tre Donaldson      | G 22:58 | 1-5   | 0-1   | 0-0   | 2  | 5  | 7  | 1        | 0  | 2     | 5  | 4  | 2  | 0  | 0  | 37     |    |     |
| 12 Denver Jones      | G 23:40 | 6-11  | 4-8   | 3-4   | 0  | 0  | 0  | 0        | 3  | 19    | 0  | 0  | 0  | 0  | 1  | 32     |    |     |
| 10 Chad Baker-Mazara | 20:20   | 4-8   | 1-3   | 2-2   | 1  | 4  | 5  | 4        | 1  | 11    | 4  | 0  | 0  | 0  | 0  | 16     |    |     |
| 31 Chaney Johnson    | 10:30   | 1-3   | 0-2   | 0-0   | 1  | 1  | 2  | 3        | 0  | 2     | 1  | 2  | 0  | 0  | 0  | 0      |    |     |
| 1 Aden Holloway      | 14:48   | 0-5   | 0-5   | 1-2   | 0  | 3  | 3  | 1        | 3  | 1     | 2  | 1  | 0  | 0  | 0  | -6     |    |     |
| 44 Dylan Cardwell    | 13:35   | 0-2   | 0-1   | 0-2   | 0  | 3  | 3  | 2        | 0  | 0     | 0  | 0  | 0  | 1  | 0  | -9     |    |     |
| 0 K.D. Johnson       | 14:06   | 0-2   | 0-0   | 2-2   | 0  | 0  | 0  | 1        | 1  | 2     | 0  | 2  | 1  | 0  | 0  | -1     |    |     |
| 24 Lior Berman       | 07:49   | 1-2   | 0-0   | 3-3   | 0  | 2  | 2  | 1        | 2  | 5     | 0  | 0  | 0  | 0  | 0  | -3     |    |     |
| 20 Carter Sobera     | 02:14   | 0-1   | 0-0   | 0-0   | 1  | 1  | 0  | 0        | 0  | 0     | 0  | 0  | 0  | 0  | 0  | -4     |    |     |
| 21 Blake Muschalek   | 02:14   | 0-0   | 0-0   | 0-0   | 0  | 0  | 0  | 0        | 0  | 0     | 0  | 0  | 0  | 1  | 0  | -4     |    |     |
| 23 Addarin Scott     | 02:14   | 1-1   | 0-0   | 0-0   | 0  | 0  | 0  | 2        | 0  | 2     | 0  | 1  | 0  | 0  | 0  | -4     |    |     |
| 55 Jalen Harper      | 02:14   | 0-0   | 0-0   | 0-0   | 0  | 0  | 0  | 0        | 0  | 0     | 0  | 0  | 0  | 0  | 0  | -4     |    |     |
| Team                 |         |       |       |       | 1  | 3  | 4  |          |    |       |    |    |    |    |    |        |    |     |
| <b>Totals</b>        |         | 28-63 | 10-26 | 15-21 | 12 | 33 | 45 | 21       | 20 | 81    | 21 | 13 | 5  | 7  | 5  | 127    |    |     |

Technical Fouls:NONE

| Biggest lead              | VAN                       | AUB                       | Points from   | VAN | AUB | Period by Period Scoring |     |     |    |
|---------------------------|---------------------------|---------------------------|---------------|-----|-----|--------------------------|-----|-----|----|
|                           |                           |                           |               |     |     | 1st                      | 2nd | TOT |    |
| 0 (1 <sup>st</sup> 20:00) | 31                        | 27                        | Turnovers     | 12  | 14  | VAN                      | 27  | 27  | 54 |
| Best Scoring Run          | 6 (1 <sup>st</sup> 14:22) | 11 (2 <sup>nd</sup> 3:09) | Paint         | 22  | 32  |                          |     |     |    |
| Lead Changes              | 0                         | 0                         | Second Chance | 8   | 11  |                          |     |     |    |
| Times Tied                | 0                         | 0                         | Fast Breaks   | 9   | 14  |                          |     |     |    |
| Time with Lead            | 00:00                     | 39:20                     | Bench         | 6   | 23  |                          |     |     |    |

## GAME 22 | #16/#16 AUBURN 91, OLE MISS 77



Official Basketball Box Score - Final  
**Auburn at Ole Miss**  
02/03/24 The Sandy and John Back Pavilion at Ole Miss, Oxford, MS  
2023-24 Men's Basketball

Game Time: 5:00 PM  
Game Duration: 2:00  
Attendance: 9,631

Officials: Steven Anderson, Owen Shortt, Anthony Jordan

| NO. Name             | Min     | FG    |       |      | FT |    |    | Rebounds |    | Fouls |    | TP | AS | TO | ST | Blocks |  | +/- |
|----------------------|---------|-------|-------|------|----|----|----|----------|----|-------|----|----|----|----|----|--------|--|-----|
|                      |         | M/A   | M/A   | M/A  | OR | DR | TO | PF       | FT | BS    | BA |    |    |    |    |        |  |     |
| 2 Jaylin Williams    | F 27:42 | 6-11  | 1-4   | 3-4  | 2  | 3  | 5  | 2        | 3  | 16    | 2  | 3  | 0  | 0  | 1  | 9      |  |     |
| 4 Johni Broome       | F 25:27 | 7-13  | 1-3   | 0-2  | 2  | 7  | 9  | 4        | 2  | 15    | 7  | 1  | 0  | 3  | 1  | 17     |  |     |
| 5 Chris Moore        | F 10:54 | 1-2   | 1-1   | 0-0  | 0  | 2  | 2  | 0        | 0  | 3     | 0  | 0  | 0  | 0  | 0  | -2     |  |     |
| 3 Tre Donaldson      | G 25:04 | 4-8   | 2-3   | 0-0  | 0  | 0  | 0  | 0        | 0  | 10    | 6  | 1  | 1  | 0  | 1  | 5      |  |     |
| 12 Denver Jones      | G 26:22 | 4-8   | 2-5   | 1-1  | 2  | 1  | 3  | 1        | 2  | 11    | 1  | 3  | 1  | 0  | 1  | 3      |  |     |
| 10 Chad Baker-Mazara | 26:32   | 5-10  | 3-6   | 2-2  | 1  | 8  | 9  | 4        | 1  | 15    | 2  | 1  | 0  | 1  | 1  | 20     |  |     |
| 31 Chaney Johnson    | 12:18   | 2-2   | 0-0   | 0-0  | 1  | 3  | 4  | 2        | 1  | 4     | 0  | 1  | 0  | 0  | 0  | 5      |  |     |
| 0 K.D. Johnson       | 13:38   | 4-4   | 1-1   | 2-2  | 1  | 1  | 2  | 2        | 1  | 11    | 3  | 0  | 1  | 0  | 0  | 11     |  |     |
| 1 Aden Holloway      | 14:56   | 2-5   | 1-4   | 1-2  | 0  | 0  | 0  | 1        | 1  | 6     | 3  | 1  | 0  | 0  | 0  | 9      |  |     |
| 44 Dylan Cardwell    | 14:33   | 0-1   | 0-0   | 0-0  | 1  | 1  | 2  | 0        | 0  | 1     | 0  | 1  | 0  | 2  | 0  | -3     |  |     |
| 24 Lior Berman       | 02:34   | 0-0   | 0-0   | 0-0  | 0  | 0  | 0  | 0        | 0  | 0     | 0  | 0  | 0  | 0  | 0  | -4     |  |     |
| Team                 |         |       |       |      | 4  | 2  | 6  |          |    |       |    |    |    |    |    |        |  |     |
| <b>Totals</b>        |         | 35-64 | 12-27 | 9-13 | 14 | 28 | 42 | 16       | 13 | 91    | 25 | 11 | 4  | 6  | 6  | 14     |  |     |

Technical Fouls:Broome 1<sup>st</sup>4;17;Johnson 2<sup>nd</sup>0;21

Ole Miss - 77 Record: 18-4 (5-4)

| NO. Name             | Min     | FG    |      |       | FT |    |    | Rebounds |    | Fouls |    | TP | AS | TO | ST | Blocks |  | +/- |
|----------------------|---------|-------|------|-------|----|----|----|----------|----|-------|----|----|----|----|----|--------|--|-----|
|                      |         | M/A   | M/A  | M/A   | OR | DR | TO | PF       | FT | BS    | BA |    |    |    |    |        |  |     |
| 4 Jaemynn Brakefield | F 32:32 | 4-7   | 1-1  | 6-6   | 0  | 1  | 1  | 4        | 5  | 15    | 5  | 2  | 0  | 2  | 1  | -6     |  |     |
| 33 Moussa Cisse      | C 23:39 | 6-7   | 0-0  | 0-2   | 2  | 1  | 3  | 2        | 3  | 12    | 0  | 0  | 0  | 4  | 0  | -1     |  |     |
| 5 Jaylen Murray      | G 32:24 | 2-12  | 0-4  | 0-0   | 1  | 0  | 1  | 0        | 0  | 4     | 6  | 1  | 2  | 0  | 0  | -14    |  |     |
| 7 Allen Flanigan     | G 33:18 | 6-15  | 2-3  | 6-7   | 0  | 5  | 5  | 3        | 4  | 20    | 1  | 3  | 1  | 0  | 0  | -12    |  |     |
| 11 Matthew Murrell   | G 36:28 | 7-16  | 3-7  | 1-2   | 3  | 5  | 2  | 1        | 3  | 18    | 3  | 1  | 1  | 0  | 0  | -20    |  |     |
| 0 Brandon Murray     | 24:20   | 3-4   | 2-3  | 0-0   | 0  | 6  | 6  | 1        | 0  | 8     | 2  | 0  | 0  | 0  | 0  | -18    |  |     |
| 2 TJ Caldwell        | 12:17   | 0-1   | 0-0  | 0-0   | 0  | 0  | 0  | 0        | 0  | 2     | 0  | 0  | 0  | 0  | 0  | -4     |  |     |
| 25 Rashaud Marshall  | 02:28   | 0-0   | 0-0  | 0-0   | 0  | 0  | 0  | 0        | 0  | 1     | 0  | 1  | 0  | 0  | 0  | 1      |  |     |
| 1 Austin Nunez       | 02:34   | 0-0   | 0-0  | 0-0   | 0  | 0  | 0  | 0        | 0  | 0     | 0  | 0  | 0  | 0  | 0  | 0      |  |     |
| Team                 |         |       |      |       | 3  | 2  | 5  |          |    |       |    |    |    |    |    |        |  |     |
| <b>Totals</b>        |         | 28-62 | 8-19 | 13-17 | 8  | 18 | 26 | 14       | 14 | 77    | 20 | 8  | 5  | 6  | 6  | -14    |  |     |

Technical Fouls:Brakefield 1<sup>st</sup>4;17

| Biggest lead              | AU                        | OM                       | Points from   | AU | OM | Period by Period Scoring |     |     |    |
|---------------------------|---------------------------|--------------------------|---------------|----|----|--------------------------|-----|-----|----|
|                           |                           |                          |               |    |    | 1st                      | 2nd | TOT |    |
| 15 (2 <sup>nd</sup> 0:51) | 13                        | 13                       | Turnovers     | 11 | 13 | AU                       | 35  | 56  | 91 |
| Best Scoring Run          | 8 (2 <sup>nd</sup> 19:07) | 7 (1 <sup>st</sup> 6:44) | Paint         | 44 | 32 |                          |     |     |    |
| Lead Changes              | 5                         | 0                        | Second Chance | 15 | 9  |                          |     |     |    |
| Times Tied                | 4                         | 0                        | Fast Breaks   | 9  | 10 |                          |     |     |    |
| Time with Lead            | 11:46                     | 25:45                    | Bench         | 36 | 8  |                          |     |     |    |

Game Notes: 1st Hal. 12:45 - after review AUB BJ 1-Holloway upgraded to flagrant 1 2nd Hal. 19:48 - after review goal tend reversed

## GAME 23 | #12/#11 AUBURN 99, #16/16 ALABAMA 81



Official Basketball Box Score - Final  
**Alabama at Auburn**  
02/07/24 Neville Arena, Auburn  
2023-24 Men's Basketball

Game Time: 6:00 PM  
Game Duration: 2:26  
Attendance: 9,121

Officials: Doug Shows, Joe Lindsay, Courtney Green

| NO. Name                  | Min     | FG   |     |       | FT |    |    | Rebounds |    | Fouls |    | TP | AS | TO | ST | Blocks |  | +/- |
|---------------------------|---------|------|-----|-------|----|----|----|----------|----|-------|----|----|----|----|----|--------|--|-----|
|                           |         | M/A  | M/A | M/A   | OR | DR | TO | PF       | FT | BS    | BA |    |    |    |    |        |  |     |
| 2 Grant Nelson            | F 25:13 | 3-7  | 1-4 | 9-12  | 2  | 4  | 6  | 5        | 8  | 16    | 2  | 1  | 0  | 2  | 0  | -2     |  |     |
| 1 Mark Sears              | G 36:41 | 6-13 | 1-3 | 12-13 | 2  | 7  | 9  | 2        | 10 | 25    | 4  | 3  | 0  | 1  | 0  | -15    |  |     |
| 3 Rylan Griffin           | G 30:09 | 5-9  | 4-6 | 0-0   | 1  | 1  | 2  | 4        | 0  | 14    | 3  | 0  | 0  | 1  | 0  | -30    |  |     |
| 12 Latrell Wrightsail Jr. | G 26:13 | 3-9  | 2-7 | 0-0   | 2  | 4  | 4  | 1        | 8  | 0     | 0  | 0  | 0  | 2  | -2 |        |  |     |
| 5 Aaron Estrada           | G 28:12 | 4-10 | 1-3 | 1-1   | 0  | 2  | 2  | 5        | 1  | 11    | 1  | 3  | 1  | 0  | 2  | -6     |  |     |
| 15 Jarin Stevenson        | 20:15   | 0-3  | 0-3 | 0-1   | 1  | 2  | 3  | 1        | 1  | 0     | 0  | 0  | 0  | 0  | 0  | -      |  |     |



