



# NCAA TOURNAMENT NOTES

AUBURN MEN'S BASKETBALL 2024



**JAYLIN WILLIAMS**  
ALL-SEC SECOND TEAM

*Jaylin #2*

**ADEN HOLLOWAY**  
SEC ALL-FRESHMAN TEAM

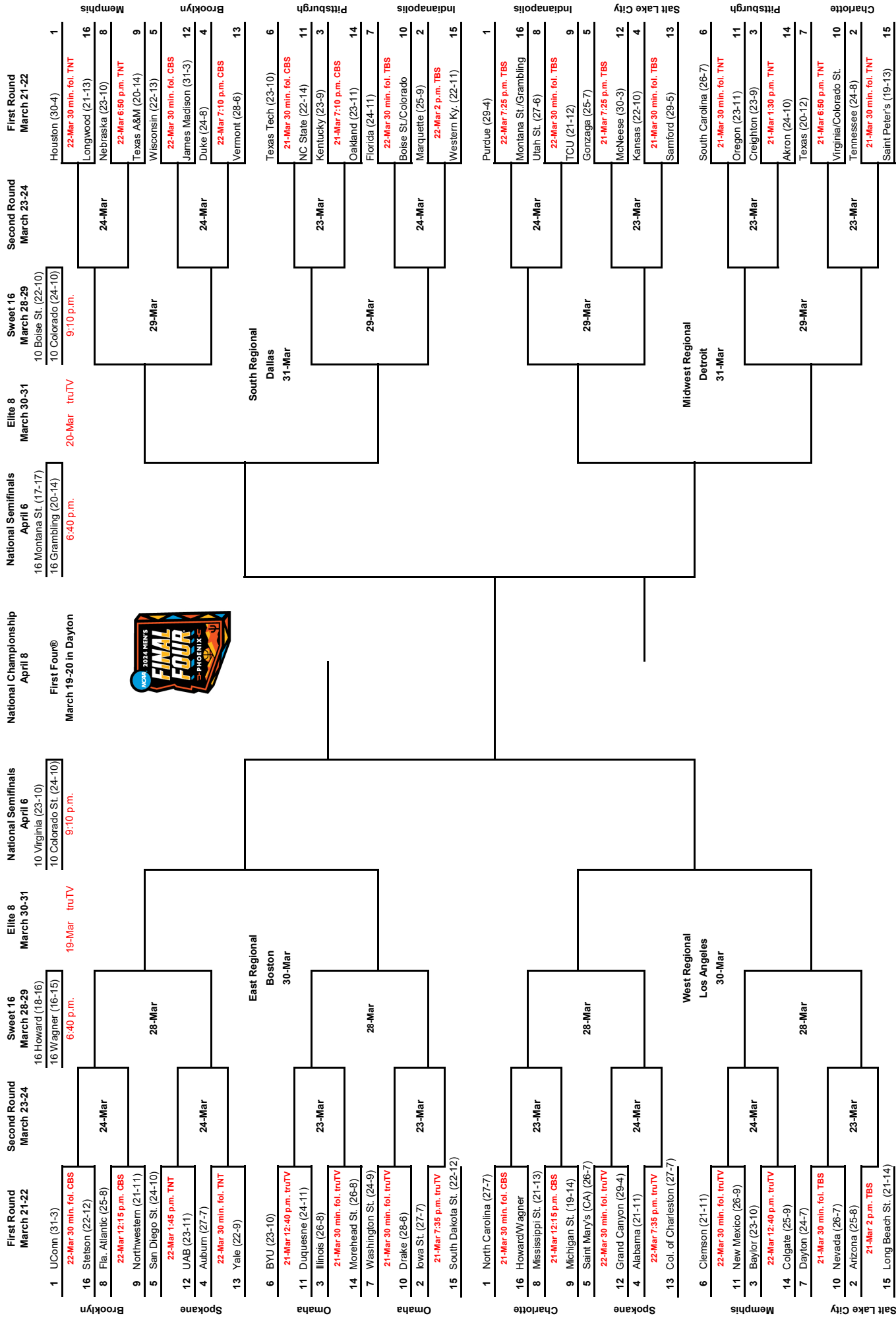
*Aden*

**JOHNI BROOME**  
ALL-SEC FIRST TEAM  
SEC ALL-DEFENSIVE TEAM  
THIRD TEAM ALL-AMERICA  
SEC TOURNAMENT MVP  
SEC ALL-TOURNAMENT TEAM

*Johni #4*



# 2024 NCAA Division I Men's Basketball Championship



First- and second-round sites for March 21 and 23 include Charlotte, Omaha, Pittsburgh and Salt Lake City. First- and second-round sites for March 22 and 24 include Brooklyn, Indianapolis, Memphis and Spokane. Regional sites for March 28 and 30 are Boston and Los Angeles. Regional sites for March 29 and 31 are Dallas and Detroit.



# 2023-24 AUBURN MEN'S BASKETBALL

13 NCAA TOURNAMENT APPEARANCES || 2019 FINAL FOUR || 7-TIME SEC CHAMPIONS || AUBURNTIGERS.COM || @AUBURNMBB

## 2023-24 SCHEDULE

OVERALL: 27-7 || SEC: 13-5  
HOME: 15-1 || AWAY: 5-5 || NEUTRAL: 7-1

DATE	OPPONENT (TV)	TIME (CT)
Nov. 7	vs. #20/17 Baylor+ (ESPN)	L, 82-88
Nov. 10	SOUTHEASTERN LOUISIANA (SECN+) (ESPN2)	W, 86-71
Nov. 16	vs. Notre Dame* (ESPN2)	W, 83-59
Nov. 17	vs. St. Bonaventure* (ESPN2)	W, 77-60
Nov. 21	ALABAMA A&M (SECN+)	W, 84-54
Nov. 29	VIRGINIA TECH% (ESPN2)	W, 74-57
Dec. 3	at Appalachian State (ESPN2)	L, 64-69
Dec. 9	vs Indiana! (ESPN2)	W, 104-76
Dec. 13	vs. UNC Asheville \$ (SECN+)	W, 87-62
Dec. 17	USC (ESPN)	W, 91-75
Dec. 22	ALABAMA STATE (SECN+)	W, 82-62
Dec. 30	CHATTANOOGA (SECN)	W, 101-66
Jan. 2	PENN (SECN)	W, 88-68
Jan. 6	at Arkansas* (ESPN2)	W, 83-51
Jan. 9	TEXAS A&M* (ESPN2)	W, 66-55
Jan. 13	LSU* (SECN)	W, 93-78
Jan. 17	at Vanderbilt* (SECN)	W, 80-65
Jan. 20	#22/21 OLE MISS* (SECN)	W, 82-59
Jan. 24	at Alabama* (ESPN)	L, 75-79
Jan. 27	at Mississippi State* (SECN)	L, 58-64
Jan. 31	VANDERBILT* (ESPN2)	W, 81-54
Feb. 3	at Ole Miss* (SECN)	W, 91-77
Feb. 7	#16/16 ALABAMA* (ESPN2)	W, 99-81
Feb. 10	at Florida* (SECN)	L, 65-81
Feb. 14	#11/11 SOUTH CAROLINA* (SECN)	W, 101-61
Feb. 17	#22/20 KENTUCKY* (ESPN)	L, 59-70
Feb. 24	at Georgia* (SECN)	W, 97-76
Feb. 28	at #4/4 Tennessee* (ESPN2)	L, 84-92
Mar. 2	MISSISSIPPI STATE* (ESPN2)	W, 78-63
Mar. 5	at Missouri* (SECN)	W, 101-74
Mar. 9	GEORGIA* (SECN)	W, 92-78
Mar. 15	vs. #15/16 South Carolina& (ESPN)	W, 86-55
Mar. 16	vs. Mississippi State& (ESPN)	W, 73-66
Mar. 17	vs. Florida& (ESPN)	W, 86-67
Mar. 22	vs. Yale@ (TNT)	3:15 p.m.

All Times Listed Central Time Zone  
 \* Southeastern Conference game  
 + Sanford Pentagon (Sioux Falls, S.D.)  
 ^ Legends Classic (Brooklyn, N.Y.)  
 % ACC/SEC Challenge  
 ! Holiday Hoopsgiving (Atlanta, Ga.)  
 \$ Rocket City Classic (Huntsville, Ala.)  
 & SEC Tournament (Nashville, Tenn.)  
 @ NCAA Tournament (Spokane, Wash.)

## MEDIA INFORMATION

TV \_\_\_\_\_ TNT  
 Play-By-Play \_\_\_\_\_ Lisa Byington  
 Color Analyst \_\_\_\_\_ Steve Smith and Robbie Hummel  
 Sideline Reporter \_\_\_\_\_ Lauren Shehadi  
 Producer \_\_\_\_\_ Bert Bondi

Radio \_\_\_\_\_ Auburn Sports Network  
 Play-By-Play \_\_\_\_\_ Andy Burcham  
 Color Analyst \_\_\_\_\_ Randall Dickey  
 Local \_\_\_\_\_ WGZZ 94.3 FM  
 Satellite \_\_\_\_\_ SiriusXM 210 or 203  
 Online \_\_\_\_\_ AuburnTigers.com || TuneIn App

Auburn SID Primary Contact \_\_\_\_\_ Marlene Navor  
 Cell Phone \_\_\_\_\_ 334-750-2381  
 E-Mail \_\_\_\_\_ mnavor@auburn.edu

**GAME** #7/#7  
**35** No. 4 AUBURN (27-7) vs. No. 13 YALE (22-9)  
 Friday, March 22, 2024 || 3:15 p.m. CT / 1:15 p.m. PT  
 Spokane Arena (12,210) || Spokane, Wash.  
 TV: TNT || Radio: Auburn Sports Network



AUBURN

AP Poll/Coaches Poll \_\_\_\_\_ #7/#7  
 2022-23 Record \_\_\_\_\_ 21-13, 10-8 SEC  
 Head Coach \_\_\_\_\_ Bruce Pearl  
 Career Record (Year) \_\_\_\_\_ 662-263 (29th)  
 Record at Auburn (Year) \_\_\_\_\_ 200-118 (10th)  
 Career Record vs. Yale \_\_\_\_\_ 1-0

YALE

AP Poll/Coaches Poll \_\_\_\_\_ None  
 2022-23 Record \_\_\_\_\_ 21-9, 10-4 Ivy League  
 Head Coach \_\_\_\_\_ James Jones  
 Career Record (Year) \_\_\_\_\_ 412-317 (25th)  
 Record at Yale (Year) \_\_\_\_\_ 412-317 (25th)  
 Career Record vs. Auburn \_\_\_\_\_ 0-1

## Series History || Auburn Leads 1-0 || W, 86-64, on Dec. 4, 2021, in Auburn, Ala.

» It's March and it's time to usher in the madness. The 2024 NCAA Division I Men's Basketball Championship tips off this week and SEC Tournament champion Auburn (27-7) is the No. 4 seed in the East Region set to play 13th-seeded Yale (22-9), the Ivy League Tournament champion, in the opening round of 64 on Friday afternoon at Spokane Arena in Spokane, Wash. The winner will face either fifth-seeded San Diego State (24-10) or 12th-seeded UAB (23-11) in the round of 32 on Sunday.

» Auburn is making its 13th all-time NCAA Tournament appearance earning the automatic bid as the Southeastern Conference Tournament champion. The Tigers won their seventh all-time SEC Championship title (third tournament and four regular season) after being picked to finish sixth in the preseason coaches poll.


» Head Coach Bruce Pearl claimed his 200th career win at Auburn with the Tigers' win over Florida (W, 86-67) in the championship game of the SEC Tournament on March 17 at Bridgestone Arena in Nashville, Tenn.

» This is the Tigers' second-ever trip to the Pacific Northwest and Evergreen State having last played at Washington in a true non-conference road test (W, 84-61) on Dec. 21, 2022 in Seattle.

» AU enters the NCAA Tournament leading the SEC and ranked No. 7 in the country with a scoring margin of +15.3, which is on pace to be the third-best mark in program history and the best since setting a school record with a +19.6 scoring margin during the 1998-99 season. The Tigers are No. 3 in the country with a +9.7 scoring margin in the first half.

» Auburn is the only team in the country to rank in the Top 10 in offensive efficiency (No. 10) and defensive efficiency (No. 4) according to KenPom rankings.

## PROBABLE AUBURN STARTERS



**1** ADEN HOLLOWAY  
 G • 6-1 • 165 • Fr.  
 Charlotte, N.C.

PPG 7.6  
 RPG 1.5  
 APG 2.8




**12** DENVER JONES  
 G • 6-4 • 205 • Jr.  
 New Market, Ala.

PPG 8.9  
 RPG 2.0  
 APG 1.4



**10** CHAD BAKER-MAZARA  
 F/G • 6-7 • 180 • Jr.  
 Santo Domingo, DR

PPG 10.3  
 RPG 3.8  
 BPG 0.5



**2** JAYLIN WILLIAMS  
 F • 6-8 • 245 • Gr.  
 Nahunta, Ga.

PPG 12.4  
 RPG 4.4  
 BPG 0.7



**4** JOHNI BROOME  
 F/C • 6-10 • 240 • Jr.  
 Plant City, Fla.

PPG 16.2  
 RPG 8.4  
 BPG 2.3

## OFF THE BENCH

No.	Pos.	Name	Ht.	Wt.	Year	PPG	RPG	Hometown
0	G	K.D. Johnson	6-0	190	Sr.	7.1	1.8	Atlanta, Ga.
3	G	Tre Donaldson	6-3	200	So.	6.8	2.3	Tallahassee, Fla.
44	C	Dylan Cardwell	6-11	255	Sr.	5.4	3.7	Augusta, Ga.
31	F	Chaney Johnson	6-7	220	Jr.	4.7	3.5	Alabaster, Ala.
5	F	Chris Moore	6-6	205	Jr.	2.5	1.8	New Market, Ala.
23	F	Addarin Scott	6-9	207	Jr.	0.4	0.4	Dallas, Texas
20	G	Carter Sobera	6-5	210	Sr.	0.0	0.3	Birmingham, Ala.

**UNIVERSITY INFORMATION**

Location \_\_\_\_\_ Auburn, Ala.  
 Founded \_\_\_\_\_ 1856  
 Enrollment \_\_\_\_\_ 33,015  
 Nickname \_\_\_\_\_ Tigers  
 Colors \_\_\_\_\_ Burnt Orange and Navy Blue  
 Conference \_\_\_\_\_ Southeastern (SEC)

**ADMINISTRATION**

President \_\_\_\_\_ Dr. Christopher B. Roberts  
 Director of Athletics \_\_\_\_\_ John Cohen  
 Athletics Phone \_\_\_\_\_ 855-282-2010

**COACHING STAFF**

Head Coach \_\_\_\_\_ Bruce Pearl  
 Alma Mater \_\_\_\_\_ Boston College '82  
 Career Record \_\_\_\_\_ 662-263 (.716)  
 Seasons \_\_\_\_\_ 29  
 Record at Auburn \_\_\_\_\_ 200-118 (.629)  
 Seasons \_\_\_\_\_ 10  
 Associate Head Coach \_\_\_\_\_ Steven Pearl  
 Alma Mater \_\_\_\_\_ Tennessee '10  
 Assistant Coach \_\_\_\_\_ Ira Bowman  
 Alma Mater \_\_\_\_\_ Penn '96  
 Assistant Coach \_\_\_\_\_ Corey Williams  
 Alma Mater \_\_\_\_\_ Oklahoma State '02  
 Assistant Coach \_\_\_\_\_ Chad Prewett  
 Alma Mater \_\_\_\_\_ Troy State '94  
 Assistant Coach/Offensive Coordinator \_\_\_\_\_  
 \_\_\_\_\_ Mike Burgomaster  
 Alma Mater \_\_\_\_\_ Miami '16  
 Athletic Trainer \_\_\_\_\_ Clark Pearson  
 Alma Mater \_\_\_\_\_ Kentucky '96  
 Strength & Conditioning Coach \_\_\_\_\_ Damon Davis  
 Alma Mater \_\_\_\_\_ Western Illinois '03  
 Director of Player Development \_\_\_\_\_ Marquis Daniels  
 Alma Mater \_\_\_\_\_ Auburn '03  
 Director of Scouting & Recruiting \_\_\_\_\_ Ian Borders  
 Alma Mater \_\_\_\_\_ Louisville '07  
 Director of Operations \_\_\_\_\_ Maddux Jeffreys  
 Alma Mater \_\_\_\_\_ Auburn '20

**PROGRAM HISTORY**

First Year of Basketball \_\_\_\_\_ 1905-06  
 All-Time Record \_\_\_\_\_ 1470-1252-1 (.540)  
 All-Time SEC Record \_\_\_\_\_ 660-775 (.460)  
 SEC Championships \_\_\_\_\_ 4  
 \_\_\_\_\_ (1960, 1999, 2018, 2022)  
 SEC Tournament Titles \_\_\_\_\_ 3 (1985, 2019, 2024)  
 NCAA Tournament Appearances \_\_\_\_\_ 13  
 NCAA Tournament Record \_\_\_\_\_ 19-12  
 All-Americans \_\_\_\_\_ 14  
 All-SEC Selections \_\_\_\_\_ 100

**TEAM INFORMATION**

2022-23 Record \_\_\_\_\_ 21-13  
 SEC Record (Finish) \_\_\_\_\_ 10-8 (7th)  
 Associated Press Final Ranking \_\_\_\_\_ N/A  
 USA TODAY/Coaches Final Ranking \_\_\_\_\_ N/A  
 Letterwinners Returning/Lost \_\_\_\_\_ 11/7  
 Starters Returning/Lost \_\_\_\_\_ 2/3  
 Newcomers \_\_\_\_\_ 5

**ATHLETICS COMMUNICATIONS**

Director (MBB Contact) \_\_\_\_\_ Marlene Navor  
 Alma Mater \_\_\_\_\_ Washington State '00  
 Cell \_\_\_\_\_ 334-750-2381  
 E-Mail \_\_\_\_\_ mnavor@auburn.edu

**All interviews with coaches and student-athletes to be arranged in advance with SID.**

**QUITE THE ACCOMPLISHMENT**

» This week, the Tigers finished No. 7 in the final Associated Press and Coaches Top 25 Polls. It marked the 10th time for Auburn to be ranked in the final AP Poll next to the 1957-58, 1958-59, 1959-60, 1998-99, 1999-00, 2017-18, 2018-19, 2019-20 and 2021-22 seasons – the second-highest finish in those campaigns behind No. 4 in 1998-99.

» It was also tied as the second-best finish in the Coaches Poll behind the program's magical 2019 NCAA Final Four run (No. 5) and 1998-99 NCAA Sweet 16 run (No. 7). Current Auburn graduate assistant Bryant Smith was the starting forward (11.0 ppg and 6.2 rpg) on that 1998-99 squad which beat Winthrop and Oklahoma State in the first and second rounds, before falling to Ohio State in the regional semifinals.

» Of note, Auburn was one of two schools not ranked in the preseason Top 25, to finish in the final Top 10 – Iowa State (NR, No. 4) and Auburn (RV, No. 7).

» South Carolina (NR, No. 16), Utah State (NR, No. 20), BYU (NR, No. 21), Texas Tech (NR, No. 22 and Washington State (NR, No. 25) were the other schools not ranked in the preseason to make the biggest improvements this season.

**MARCH COMING IN LIKE A TIGER**

» Auburn looks to continue its winning ways in postseason play. The Tigers carry a six-game win streak into the NCAA Tournament and are perfect in the month of March (6-0).

» The Tigers' six-game win streak is tied as the eighth-longest in NCAA Division I with Morehead State. James Madison leads the nation having won 13-straight games and the Sun Belt Conference Tournament title, followed by College of Charleston's 12-straight games and the Coastal Athletic Association Tournament title.

» Auburn has shot 50.7 percent during its current win streak, shooting at least 50 percent in five of the six games and 49.3 percent against South Carolina in the SEC Quarterfinals on March 15. It is the second time this season the Tigers have won at least six-straight games after they won 11-straight games from Dec. 9-Jan. 20.

**NCAA DIVISION I ACTIVE WIN STREAKS**

1. James Madison (13)
2. College of Charleston (12)
3. McNeese State (11)
4. Vermont (10)
- 5T. Duquesne (8)
- 5T. South Dakota State (8)
7. UConn (7)
- 8T. Auburn (6)**
- 8T. Morehead State (6)

**AUBURN D**

» The Tigers are playing their best basketball of the season on both ends of the floor. They currently rank second in the country behind Houston (37.9%) in field-goal percentage defense holding opponents to 38.4 percent shooting.

» In the SEC Tournament, the Auburn defense held each of its three opponents to a combined 35.2 accuracy from the field, 62.7 points per game and 17.5 percent from long range (7-of-40 attempts).

» South Carolina only managed 55 points on 28.1 percent shooting from the floor and 3-of-12 from beyond the arc, Mississippi State (66 points and 3-of-15 from 3PT) and Florida (67 points on 36.4 shooting and 1-of-13 from 3PT).

## TIGERS IN THE NCAA TOURNAMENT

» The Tigers are 19-12 all-time in NCAA Tournament play and 7-4 under head coach Bruce Pearl. Last year, they beat Iowa and lost to top-seeded Houston in the Round of 32 in Birmingham, Ala.

» This is the 13th all-time NCAA Tournament appearance for Auburn next to 1984, 1985, 1986, 1987, 1988, 1999, 2000, 2003, 2018, 2019, 2022 and 2023. It is the program's fifth berth in the last six tournaments.

» This is the fourth time in Auburn's 13 NCAA trips to head out West next to the 1986 first and second rounds in Long Beach, Calif., 2018 first and second rounds in San Diego, Calif., and 2019 first and second rounds in Salt Lake City, Utah.

» For the second time in program history, Auburn is a No. 4 seed. The Tigers defeated 13th-seeded College of Charleston 62-58 in San Diego, Calif., in the first round of the Midwest Region before falling 84-53 to No. 5 seed Clemson in the second round in 2018.

» Auburn has won its opening game in the NCAA Tournament in 11-straight appearances since the fifth-seeded Tigers lost to No. 12 seed Richmond, 72-71, in Charlotte, N.C., in the first round of the 1984 East Region in the program's first-ever tournament game.

## BULLDOG WATCH

» The Bulldogs reached the NCAA Tournament on a buzzer beater versus Brown in the championship game of the Ivy League Tournament (W, 62-61). This is Yale's third March Madness appearance in the last four seasons under head coach James Jones, who has been at the school all 25 years of his coaching career.

» Like Auburn (8th, 1.70), Yale takes care of the basketball ranking No. 16 nationally in assist-to-turnover ratio (1.61) led by junior guard Bez Mbeng (2.43 assist-to-turnover ratio and 4.2 assists per game). The Bulldogs are also No. 11 in turnovers per game (9.5).

» Sophomore forward Danny Wolf is the Ivy League's top rebounder averaging 9.8 boards per contest including 7.77 on the defensive end and 2.07 on the offensive glass.

## PLAYER TO WATCH: JOHNI BROOME

» After leading the Tigers to its third-ever Southeastern Conference Tournament title and being named tournament most valuable player over the weekend in Nashville, Broome continues to rack up national accolades as one of the best big men in all of college basketball this season.

» He became the 14th player in program history to receive an All-America nod (consensus third team by the Associated Press, NABC and USBWA) and heads into this week's NCAA Tournament as one of the top players to watch during March Madness. Broome is averaging a team-leading 16.2 points, 8.4 rebounds and 2.3 blocks per game.

» The junior forward/center was crowned the SEC Tournament MVP and earned a spot on the SEC All-Tournament Team long with junior teammate Chad Baker-Mazara (who previously was the Mountain West Conference Sixth Man of the Year at San Diego State in 2021-22). Broome became the third player in program history to earn SEC Tournament MVP honors next to Charles Barkley in 1984 and Bryce Brown in 2019.

» He recorded his 2,000th career point in the SEC Championship game versus Florida with 19 points and 11 rebounds – his 59th career double-double, which ranks sixth nationally among active NCAA career leaders. Broome is currently on a 25-game double-digit scoring streak. He has tabulated 2,003 career points, 1,191 rebounds, 178 assists, 342 blocks and 100 steals to date.

» Broome's streak is tied for the 23rd-longest in the nation and longest scoring streak in the SEC ahead of Florida's Zion Pullin (23) and Kentucky's Antonio Reeves (22).



## SERIES HISTORY

» This will be the second all-time meeting between Auburn and Yale. In their first and only meeting, the Tigers prevailed with an 86-64 victory over the Bulldogs on Dec. 4, 2021, at Neville Arena.

» The eventual SEC regular season champions placed five players in double figures led by K.D. Johnson with 19 points versus the Bulldogs. Jabari Smith (No. 3 overall pick in the 2022 NBA Draft) finished with 17 points and seven rebounds, while Devan Cambridge, Dylan Cardwell and Zep Jasper scored 10 points apiece.

» In that game, the Tigers made 12 three-pointers and blocked 14 shots in the victory, which is tied for the most in Coach Pearl's 10 seasons on The Plains.

» Auburn is 6-1 (.857) all-time against the Ivy League having played Columbia (2-0), Cornell (1-0), Dartmouth (1-0), Harvard (0-1), Penn (1-0) and Yale (1-0).

» Friday's game is AU's first-ever NCAA Tournament game against a team from the Ivy League. Yale is the 30th different opponent the Tigers have faced in the tournament.

## AGAINST THE NCAA TOURNAMENT FIELD

» The top four seeds in the East Region - UConn (BIG EAST), Iowa State (Big 12), Illinois (Big Ten) and Auburn (SEC) - are all power conference champions.

» Auburn is 7-7 against this year's NCAA Tournament field including Alabama (1-1), Baylor (0-1), Florida (1-1), Kentucky (0-2), Mississippi State (2-1), South Carolina (2-0), Tennessee (0-1) and Texas A&M (1-0).

» The Tigers are 18-13 all-time versus the seven other schools in their half of the East Region bracket having played four of those teams (UAB in 2018, Yale in 2021, UConn in 2021 and Northwestern in 2022) in the last six years in non-conference play.

» Should Auburn advance on Friday, it would be a first-time meeting with San Diego State or the 22nd all-time meeting with UAB (AU leads 11-10).

» The Tigers have won six-straight games in the series with the Blazers including all four meetings under Coach Pearl. Auburn defeated UAB, 75-71, in overtime on Dec. 15, 2018 at Legacy Arena in Birmingham, the last time the two teams faced off on the hardwood.

## PEARL IN THE NCAA TOURNAMENT

» Bruce Pearl is 17-12 lifetime in the NCAA Tournament including 7-4 at Auburn. Making his fifth tournament appearance with the Tigers, Pearl matches legendary head coach Sonny Smith for the most NCAA Tournament appearances in program history.

» A win over Yale in the first round would mark his eighth tournament win at Auburn which would pass Smith (7-5) for the most tournament wins in 118 years of Auburn Basketball.

## IT JUST MEANS MORE

» The SEC tied the Big 12 for the most teams in the 2024 NCAA Tournament with 8. This comes after the SEC tied the Big Ten for the most teams in the 2023 NCAA Tournament (8).

» Over the last two seasons, the SEC has placed more teams in the NCAA Tournament (16) than any other conference, followed by the Big 12 (15 teams) and Big Ten (14 teams).

» The SEC champion has come out of the state of Alabama over the last seven years as Auburn and archrival Alabama each have the most hardware in their trophy cases during that span of any league team. Auburn won the SEC regular season in 2018 and 2022 as well as the SEC Tournament in 2019 and 2024. Alabama has done the same sweeping both titles in 2021 and 2023.

» This is the second-straight year that Auburn and Alabama has played at the same first-and-second round site next to the 2023 NCAA Tournament First and Second Rounds in Birmingham, Ala.

## AUBURN IN KENPOM RANKINGS

» Auburn is the SEC's highest ranked team at No. 4 in the KenPom Rankings ahead of Tennessee (No. 7) and Alabama (No. 13).

» The last 21 national championships have all finished in the Top 39 in both offensive and defensive efficiency. All of them have been in the Top 39 in offensive efficiency and the Top 22 in defensive efficiency. All but two of them have finished in the Top 20 in both categories.

## MOST WINS IN PROGRAM HISTORY

» Auburn enters the NCAA Tournament having already won the third-most games in program history with 27 victories on the season. The Tigers' 27 wins match the 1998-99 Tigers for the most victories before the NCAA Tournament.

» With a pair of wins during the opening weekend of the NCAA Tournament, Auburn would match the 1998-99 squad for the second-most wins in school history.

» The Tigers are currently three wins behind the 2019 Final Four team's school record 30 victories. This season marks the fifth time Auburn has won at least 25 games over the last seven years and the seventh time in the program's 118-year history.

Season	Wins
2018-19	30
1998-99	29
<b>2023-24</b>	<b>27</b>
2021-22	26
2017-18	26
2019-20	25
2008-09	24
1999-00	24
2002-03	22
1985-86	22
1984-85	22
2022-23	21
1983-84	20
1958-59	20
1927-28	20

## LOYALTY TO THE PROGRAM

» Graduate senior forward Jaylin Williams is the team's second-leading scorer and rebounder averaging 12.4 points and 4.4 rebounds per game. The All-SEC Second Team selection has scored in double figures 21 times this season and 63 times in his career.

» In the age of the transfer portal, Williams is one of only three five-year seniors in the SEC to play their entire careers at the same school next to Josiah Jordan-James and Santiago Vescovi from Tennessee. He has played in the most career games (140) and won the most games (113) of any player in program history.

## BENCH PRODUCTION

» Auburn enters the NCAA Tournament fourth in the country averaging 34.06 bench points per game for the season. The Tigers' reserves have scored 40.9 percent of Auburn's total points. Auburn's bench has outscored its opponent's bench in all but one game this season including the last 27 contests. The Tigers are 27-6 when outscoring their opponent in bench points.

» AU has outscored an opponent by at least 20 bench points 11 times this season including seven times against SEC foes (SEC Quarterfinals win over South Carolina). The Tigers, who scored a season-best 51 bench points against UNC Asheville, have scored at least 40 bench points in a game nine times this season including four times versus SEC opponents.

» The Tigers' previous season high was 49 bench points against Alabama A&M. In its first 16 SEC games, Auburn has outscored its opponents in bench points, 503-235, including 49 bench points against LSU and 46 bench points at Arkansas. On Feb. 14, Auburn outscored South Carolina 39-1 in bench points.

» At least 11 Tigers have scored in a game eight times this season including four straight games from Dec. 13-30 against UNC Asheville, USC, Alabama State and Chattanooga as well as against South Carolina on Feb. 14 and Alabama A&M on Nov. 21 and against Ole Miss, when 12 players scored for Auburn for the first time since the Chattanooga game on Dec. 30.

» Ten different players have scored in double figures at least once for Auburn this season.

## TIGERS FAST BREAKING

» Auburn matched its season high with 26 fast-break points against Alabama on Feb. 7, a mark the Tigers previously set against LSU on Jan. 13.

» Auburn outscored Georgia, 20-2, in fast-break points in the regular-season finale on March 9 and has outscored its last two opponents 38-9 on the break. The Tigers are 7-0 this season when the Tigers score at least 20 fast-break points.

## TIGERS IN THE SECOND HALF

» At Missouri on March 5, Auburn surpassed its second-half effort at Ole Miss from earlier in the season by scoring 57 points after halftime. Auburn shot 76.0 percent (19-of-25) from the floor, 66.7 percent (6-of-9) from 3-point range and 81.3 percent (13-of-16) from the free-throw line in the second half in Columbia, Mo.

» It was the most points the Tigers have scored in the second half of a game since scoring 58 second-half points versus Missouri on Jan. 30, 2019 in Auburn.

POINT HALF	OPPONENT	DATE	
57	2	at Missouri	March 5, 2024
56	2	at Ole Miss	Feb. 3, 2024
55	1	Alabama	Feb. 7, 2024
52	2	at Georgia	Feb. 24, 2024
52	1	vs. Indiana	Dec. 9, 2023
52	2	vs. Indiana	Dec. 9, 2023
52	2	Chattanooga	Dec. 30, 2023
51	2	South Carolina	Feb. 14, 2024
51	1	Penn	Jan. 2, 2024
51	1	LSU	Jan. 13, 2024
50	1	South Carolina	Feb. 14, 2024

## MOST LOPSIDED WINS OVER TWO SEC OPPONENTS

» Two of Auburn's nine SEC wins this season have been the Tigers' largest margin of victory over that opponent all-time. Auburn's 32-point win at Arkansas (83-51) to open SEC play is the Tigers' largest victory over the Razorbacks in the 60-game series history between the two teams and is also Arkansas' largest loss ever in Bud Walton Arena.

» Prior to this season, Auburn's largest win over Arkansas was a 101-76 win on Jan. 6, 1996, in Beard-Eaves Memorial Coliseum. The Tigers knocked off No. 11 South Carolina, 101-61, at Neville Arena. Not only was the 40-point win the largest by either team in the 50-game series history between the Tigers and Gamecocks, it was Auburn's largest victory over an AP Top 25 opponent all-time, topping the Tigers' 97-66 victory over No. 8 Mississippi State on Jan. 3, 1959.

## GEORGIA PIPELINE

» The state of Georgia is fertile recruiting ground for Coach Pearl and Auburn as four current Tigers hail from the Peach State including Jaylin Williams (Nahunta), K.D. Johnson (Atlanta), Dylan Cardwell (Augusta) and Jalen Harper (Mableton).

» Five of Auburn's six recent NBA Draft picks under Pearl, including four first rounders, were Peach State products – Chuma Okeke (Atlanta), Isaac Okoro (Atlanta), Sharife Cooper (Powder Springs), Jabari Smith (Fayetteville) and Walker Kessler (Newnan).

» Other Auburn standouts, such as Jared Harper, Bryce Brown, Anfernee McLemore, T.J. Dunans and Zep Jasper, call Georgia home.

Player – National Prospect Ranking out of High School (Recruiting Class)	Overall Pick (round) – Team (Year)
Chuma Okeke – 60 (2017)	16 (1) – Orlando (2019)
Isaac Okoro – 37 (2019)	5 (1) – Cleveland (2020)
Sharife Cooper – 27 (2020)	48 (2) – Atlanta (2021)
Jabari Smith – 7 (2021)	3 (1) – Houston (2022)
Walker Kessler – 28 (2020)	22 (1) – Memphis (2022)

\*Recruiting rankings from 247Sports Composite



## MOST 20-POINT WINS IN THE SEC THIS SEASON

» Auburn's 86-55 victory over South Carolina during the SEC Tournament Quarterfinals was the Tigers' 14th win by at least 20 points this season, which is the most in the SEC.

» The Tigers won six SEC games by 20+ points in the regular season including an 83-51 victory at Arkansas in the SEC opener, an 82-59 victory over No. 22 Ole Miss Jan. 20, an 81-54 victory over Vanderbilt on Jan. 31, a 101-61 victory over 11th-ranked South Carolina on Feb. 14 and a 97-76 victory at Georgia on Feb. 24, which was tied with Tennessee for the most in the league.

» Auburn's 14 20-point wins this season are tied for the most in a season in program history with the 1998-99 SEC champion Tigers.

» All but one of Auburn's 27 victories this season (+7 versus Mississippi State in the SEC Semifinals on March 16) have been by double digits, which is tied in program history, behind the 1998-99 squad, who had 26 double-digit wins.

Team	20-Point Wins	20-Point Wins vs. SEC Wins
<b>Auburn</b>	<b>14</b>	<b>7</b>
Alabama	11	4
Tennessee	10	6
Florida	7	1
Kentucky	8	2
Mississippi State	5	1
Texas A&M	5	1
LSU	4	1
South Carolina	4	0
Missouri	3	0
Ole Miss	3	1
Arkansas	1	0
Georgia	1	0
Vanderbilt	0	0

## DOMINATING THE PAINT

» Auburn has scored at least 40 points in the paint in 14 of the last 30 games including two games of at least 50 paint points (season-high 52 points in the paint against Chattanooga). The Tigers scored 50 points in the paint against UNC Asheville, 46 points in the paint in the SEC opener at Arkansas, 44 points in the paint at Ole Miss, 42 paint points against Virginia Tech, Appalachian State, USC and Ole Miss and 40 paint points against Alabama, Alabama A&M and at Florida.

» For the season, Auburn is averaging 37.1 points per game in the paint (1,260 points in 34 games), which is 44.5 percent of the Tigers' total points. The Tigers have outscored their opponent in the paint in 28-of-34 games this season and were even with St. Bonaventure and Mississippi State in the SEC Semifinals in paint points.

» Mississippi State (twice), Kentucky and Georgia are the only opponents to outscore Auburn in the paint this season. MSU outscored the Tigers, 34-20, in the paint on Jan. 27 and 30-28 on March 2, the Wildcats outscored them, 36-26, in paint points on Feb. 17 and UGA outscored the Tigers, 38-36, in the regular-season file on March 9.

» Auburn is +294 (8.6 ppg) in points in the paint for the season including a +30 (48-18) in its SEC opener at Arkansas. The Tigers are outscoring SEC opponents by 6.9 points in the paint per game (756-612 in 21 games).

## NO GO FROM 3

» Auburn enters the NCAA Tournament second in the SEC in three-point field goal percentage defense, allowing opponents to shoot only 29.8 percent from behind the arc this season. In SEC play, the Tigers were second in the league holding opponents to 31.1 percent shooting from deep. They were also second in the conference giving up 6.1 three-pointers per game in SEC play.

» Auburn held eight of its 18 SEC opponents, and 15 opponents overall, to under 30 percent shooting from long range. The Tigers are 24-3 when holding opponents to under 36.0 percent shooting from deep. Auburn has held opponents to just 143-of-510 (28.0 percent) shooting from deep in its 27 wins, an average of 5.30 3-pointers per game, compared to 53-of-138 (38.4 percent), an average of 7.6 3-pointers per game, in its seven losses.

» The Tigers held Florida (1) and Notre Dame (2) to their season-lows in 3-pointers made to date and held Kentucky (4), Georgia (3), Mississippi State (3) and South Carolina [twice] (3) to season-low-tying 3-point field goal totals.

## SEASONS WITH DOUBLE-DIGIT SEC WINS

» Auburn finished the season in a four-way tie for second in the Southeastern Conference with a 13-5 league record. It was the fifth time since the beginning of the SEC in 1933 the Tigers have won 13 SEC games in a season including the third time in the last seven seasons.

» AU's three seasons with 13 SEC wins over the last seven seasons are third-most in the league, one behind Kentucky and Tennessee.

Season	SEC Wins
2021-22	15
1998-99	14
<b>2023-24</b>	<b>13</b>
2017-18	13
1985-86	13
2019-20	12
1983-84	12
1974-75	12
1966-67	12
1959-60	12
1958-59	12
1949-50	12
2018-19	11
1987-88	11
1975-76	11
1969-70	11
1964-65	11
1961-62	11
1957-58	11
2022-23	10
2008-09	10
1968-69	10
1962-63	10

## TEAM 13-WIN SEASONS

Kentucky	4
Tennessee	4
<b>Auburn</b>	<b>3</b>
Arkansas	2
Alabama	2
LSU	1
South Carolina	1

## SELLING OUT NEVILLE ARENA

» Auburn was one of only 16 NCAA Division I teams at or above 100 percent capacity crowds for the season next to UConn, Dayton, Duke, FAU, Gonzaga, Grand Canyon, Houston, Kansas, Michigan State, Penn State, Purdue, Rutgers, St. John's, Villanova and Xavier.

» A ticket to Neville Arena is a hard one to come by as season tickets have been sold out every year under Bruce Pearl.

» The Tigers sold out the last 55-consecutive games at Neville Arena.

## TOUGHEST HOME COURTS IN THE SEC

» Auburn's Neville Arena has been a rare place where league foes have won along with Kentucky's Rupp Arena, Arkansas' Bud Walton Arena and Tennessee's Thompson-Boling Arena.

» Only 28 SEC teams have come into Neville Arena and left with a win over the last nine-plus seasons since 2014-15. Texas A&M and Ole Miss have been the most successful having won five times each.

SEC vs. Kentucky at Rupp Arena - 13-76 (.146)
SEC vs. Tennessee at Thompson-Boling Arena - 26-63 (.292)
SEC vs. Arkansas at Bud Walton Arena - 27-63 (.300)
SEC vs. Auburn at Neville Arena - 29-60 (.326)

## WELCOME TO THE JUNGLE

- » Despite its 70-59 loss to No. 22 Kentucky on Feb. 17, Auburn still enjoys one of the best home court advantages in the country.
- » The Tigers went 15-1 at home this season and are 45-3 at Neville Arena over the last three seasons. All 15 home victories this season came by at least 11 points and Auburn had a 19.0 scoring margin when playing on its home court this year.
- » The loss to the Wildcats ended Auburn's 16-game win streak at Neville Arena, which was the sixth-longest home court winning streak in program history and the longest since the Tigers won 28-straight games at Neville Arena from 2021-23.
- » Auburn went just over a year without losing at home - Feb. 11, 2023, to Feb. 17, 2024. Five of Auburn's nine longest home court winning streaks all-time have come since 2017.

## LONGEST HOME-COURT WINNING STREAKS IN AUBURN HISTORY

Streak	Started/Ended
36	W, Georgia Tech on 1/26/1957 to L, Mississippi State on 1/7/1961
30	W, Southern Miss on 3/11/1998 to L, #12 LSU on 3/1/2000
28	W, #25 Tennessee on 2/27/21 to L, Texas A&M on 1/25/2023
19	W, Arkansas on 2/20/2019 to L, Texas A&M on 3/4/2020
17	W, Miss State during 1926-27 season to L, Ole Miss during 1927-28 season
<b>16</b>	<b>W, Missouri on 2/14/2023 to L, Kentucky on 2/17/2024</b>
15	W, Georgia Tech on 2/27/1974 to L, Alabama on 1/10/1976
13	W, Missouri on 3/4/2017 to L, Texas A&M on 2/7/2018

## PEARL AMONG THE BEST OF THE BEST

- » Bruce Pearl ranks No. 13 among active NCAA Division I coaches in career wins (662), third among active SEC men's basketball coaches. He also ranks No. 19 among active NCAA All-Division coaches in career wins (662) and No. 8 all-time among winningest SEC coaches with 345 career wins (UT and AU combined).

## MOST OVERALL COLLEGIATE HEAD COACHING WINS AMONG ACTIVE SEC COACHES

Coach	School	Wins
John Calipari	Kentucky	813
Rick Barnes	Tennessee	803
<b>Bruce Pearl</b>	<b>Auburn</b>	<b>662</b>
Buzz Williams	Texas A&M	346
Mike White	Georgia	276

Coach	School	Wins
John Calipari	Kentucky	410
<b>Bruce Pearl</b>	<b>Auburn</b>	<b>345</b>
Rick Barnes	Tennessee	199
Mike White	Georgia	175
Nate Oats	Alabama	113

## MOST WINS IN SEC GAMES AMONG ACTIVE SEC COACHES

Coach	School	Win
John Calipari	Kentucky	198
<b>Bruce Pearl</b>	<b>Auburn</b>	<b>155</b>
Rick Barnes	Tennessee	100
Mike White	Georgia	84
Nate Oats	Alabama	62

## TAKING CARE OF THE ROCK

» Auburn is 12-0 this season when it has committed single-digit turnovers including 6-0 against SEC opponents. The Tigers committed just five turnovers in their win over Alabama on Feb. 7 and against South Carolina in the SEC Quarterfinals on March 15. They tied a school-record with three turnovers against Indiana on Dec. 9. Auburn previously committed eight turnovers against Virginia Tech, USC and LSU as well as nine turnovers against Chattanooga.

» The Tigers closed out non-conference play with six turnovers against Penn.

» Auburn enters the NCAA Tournament fifth in the SEC averaging 10.6 turnovers per game this season and second with a +2.3 turnover margin. The Tigers have forced more turnovers than they have committed 20 times this season and have a 17-3 record in those games.

## THE LAW OFFICES OF CHAD BAKER-MAZARA

» Chad Baker-Mazara enters the NCAA Tournament third in the SEC shooting 87.6 percent (106-of-121) from the foul line this season including a career-best 9-of-9 from the charity stripe against Kentucky on Feb. 17. He had a string of 26-straight made free throws snapped at Tennessee on Feb. 28. Wendell Green Jr. holds the Auburn record for consecutive made free throws at 34 in 2023. He is currently on pace to finish fourth on the program's single-season free-throw percentage list.

» Baker-Mazara scored in double figures in 12 of Auburn's 18 SEC games including 10 of the last 13. He tallied a career-high 25 points on 8-of-12 field goals and 2-of-3 3-pointers to go with his 7-of-7 performance from the free throw line at Georgia on Feb. 24. During that span, he averaged 12.5 points on 49.4 shooting from the floor, 51.6 percent from 3-point range and 89.8 percent from the free throw line.

» CBM led Auburn in scoring four times in SEC play after scoring 16 points at Arkansas and adding 19 points against LSU. He has 20 games in double figures on the season including 19 in the last 29 games.

### AUBURN'S SINGLE-SEASON FREE-THROW PERCENTAGE LEADERS (min. 80 attempts)

Player	Season	FTM-FTA	Pct.
Eddie Johnson	1974-75	102-116	.87931
Danjel Purifoy	2016-17	80-91	.87912
Stan Pietkiewicz	1977-78	128-146	.877
<b>Chad Baker-Mazara</b>	<b>2023-24</b>	<b>106-121</b>	<b>.876</b>
KT Harrell	2013-14	134-154	.870
Jimmy Fibbe	1960-61	83-96	.865
Ian Young	2004-05	83-96	.865
Scott Pohlman	1998-99	69-80	.863
Jimmy Montgomery	1965-66	83-97	.856
Lee DeFore	1965-66	133-156	.853
Frankie Sullivan	2009-10	80-94	.851

## CLEANING THE GLASS

» Auburn enters the NCAA Tournament sixth in the SEC and tied for 76th nationally with a +3.3 rebounding margin this season. The Tigers outrebounded Ole Miss, 42-26, on Feb. 3, which is tied as their fifth-best rebounding margin in an SEC game in Bruce Pearl's 10 seasons on The Plains.

» AU outrebounded Arkansas, 46-32, in the SEC opener and outrebounded Vanderbilt by 10.0 boards per game in two victories over the Commodores. The +14 rebounding margin against the Razorbacks is tied as the eighth-best mark in an SEC game under Pearl.

» Auburn outrebounded Alabama, 42-35, on Feb. 7, making it three-straight games the Tigers had outrebounded their opponent prior to getting outrebounded, 43-41, at Florida on Feb. 10. The Tigers are 15-1 when they have outrebounded their opponent this season.

» Entering the NCAA Tournament, the Tigers are 58th nationally with a 31.3 offensive rebounding percentage and 65th with a 52.3 total rebounding percentage, per teamrankings.com.

» The Tigers have a +4.8 rebounding margin in their 27 wins and a -2.3 rebounding margin in their seven losses.

**AUBURN'S BEST REBOUNDING MARGINS IN AN SEC GAME UNDER BRUCE PEARL**

Date	Opponent	AU Reb/Opp Reb	Reb Margin
Feb. 14, 2023	Missouri	48/26	+22
Feb. 8, 2022	Arkansas	60/42	+18
Feb. 4, 2020	Arkansas	44/27	+17
Jan. 16, 2019	Texas A&M	50/33	+17
<b>Feb. 3, 2024</b>	<b>Ole Miss</b>	<b>42/26</b>	<b>+16</b>
March 7, 2020	Tennessee	42/26	+16
Feb. 12, 2020	Alabama	60/44	+16
<b>Jan. 6, 2024</b>	<b>Arkansas</b>	<b>46/32</b>	<b>+14</b>
Feb. 1, 2020	Kentucky	42/28	+14
Jan. 27, 2018	LSU	38/24	+14

**SHARING THE ROCK**

» Auburn enters the NCAA Tournament seventh nationally and first in the SEC with 18.0 assists per game and first in the SEC and eighth nationally with a 1.70 assist-to-turnover ratio.

» The Tigers have recorded at least 19 assists in 16 games, which is tied for the second most in the country, and have dished out at least 17 assists 22 times (including 18 times against South Carolina in the SEC Tournament Quarterfinals and Florida in the SEC Tournament Championship Game).

» Auburn has turned in 11 games with 20-or-more assists this season including six in SEC play. Auburn recorded 20 assists on 27 made field goals at Tennessee on Feb. 28.

» The Tigers recorded 29 assists against Georgia in the regular-season finale, the most assists in a single game during Bruce Pearl's 10 seasons on The Plains. The previous mark was 27 assists against CSUN in 2019. It was also the most assists by any SEC team in a league game this season.

» Eight players have recorded at least 40 assists on the season for Auburn with five of those already topping 50 assists for the year, and nine of the 10 Tigers averaging over 13.0 minutes per game have a positive assist-to-turnover ratio.

» Tre Donaldson enters the NCAA Tournament leading Auburn and 14th in the SEC with 3.2 assists per game, while Aden Holloway was averaging 2.8 assists per game.

» Holloway and Donaldson have combined for 124 assists and only 45 turnovers over the last 23 games, and the pair is averaging 5.94 assists and 2.21 turnovers per game for the season.

**Teams with 19+ assists in 16+ games through the end of the regular season**

Purdue (17)

**Auburn**

BYU

**Teams with 18+ assists in 19+ games through the end of the regular season**

Arizona

**Auburn**

Kansas

Purdue

**Teams with 17+ assists in 20+ games through the end of the regular season**

Kansas (24)

Arizona (21)

**Auburn**

Purdue

Samford

**Teams with 16+ assists in 23+ games through the end of the regular season**

Kansas (26)

Arizona

**Auburn**

Colorado State

## DEFENSE, TIGERS, DEFENSE

» Auburn enters the NCAA Tournament third in the SEC forcing 12.88 turnovers per game and second forcing 12.56 turnovers in league play. The Tigers forced Texas A&M into 19 turnovers, which is still a season high for the Aggies and also the most they have forced in an SEC game this season.

» The Tigers forced 16 turnovers against LSU, and scored 24 points off those turnovers. Auburn scored 25 points off of 13 turnovers by South Carolina on Feb. 14, which is the second-most points scored off turnovers this season (30 vs. Virginia Tech).

» Additionally, AU forced 15 Alabama turnovers on Feb. 7, resulting in 22 points. In the first meeting between the two teams this season, Auburn scored 22 points off 17 Ole Miss turnovers.

» The Tigers previously forced 13 turnovers in their SEC opener at Arkansas and 11 at Vanderbilt. Auburn scored 15 points off 14 Alabama turnovers on Jan. 24, forced Mississippi State into 14 turnovers and forced 12 turnovers against Vanderbilt on Jan. 31.

» Auburn held Ole Miss to season-lows in points (59) and first half points (27) in Auburn.

» Auburn held Texas A&M to a season-low 22 first-half points. The Aggies' previous low was 23 points in the first half against No. 3 Houston.

» Auburn held Texas A&M without a field goal over the final 9:15 of the game as the Aggies missed their last 10 field-goal attempts.

» Auburn held Texas A&M to a 29.0 field-goal percentage on the night, which was the lowest the Tigers had held an SEC opponent to since holding Tennessee to 27.0 percent shooting in Knoxville last season until they held Vanderbilt to 26.8 percent shooting on Jan. 31. This is the lowest field-goal percentage Auburn has held an SEC opponent to since holding Georgia to 25.0 percent shooting (13-of-52) on Feb. 1, 2012.

» Auburn held Mississippi State to a season-low 21 first-half points. The Bulldogs' previous low was 26 points at Georgia Tech.

» On Feb. 17, the Tigers became the third team to hold Kentucky, who came into the game third in the country averaging 88.9 points per game, to no more than 70 points, joining South Carolina and Arkansas.

» Auburn held Florida to 1-of-13 from 3-point range in the SEC Tournament Championship. The Gators' one 3-pointer is the fewest by a Tigers opponent since they held Mississippi State to 0-of-18 shooting from deep on Jan. 14, 2023.

### Fewest points Auburn has held an SEC opponent to under Bruce Pearl

Date	Opponent	Points
Feb. 4, 2023	Tennessee	46
Jan. 18, 2023	LSU	49
<b>Jan. 6, 2024</b>	<b>Arkansas</b>	<b>51</b>
Feb. 16, 2019	Vanderbilt	53
<b>Jan. 31, 2024</b>	<b>Vanderbilt</b>	<b>54</b>
Jan. 25, 2022	Missouri	54
<b>Mar. 15, 2024</b>	<b>South Carolina</b>	<b>55</b>
<b>Jan. 9, 2024</b>	<b>Texas A&amp;M</b>	<b>55</b>
Dec. 29, 2021	LSU	55

### Held league opponent under 60 points this season (includes SEC Tournament)

<b>Auburn</b>	<b>5</b>
Mississippi State	4
Tennessee	3
Kentucky	2
Ole Miss	2
South Carolina	2
Texas A&M	2
Alabama	1
Georgia	1
LSU	1

\*includes SEC Tournament

**Games holding opponent to under 60 points in SEC game**

2023-24	5
2022-23	5
2021-22	3
2018-19	3
2020-21	1
2019-20	1
2014-15	1
2017-18	0
2016-17	0
2015-16	0

**FINDING THEIR SHOOTING TOUCH**

» Auburn has shot 50.7 percent during its current six-game winning streak, shooting at least 50.0 percent in five of those games. For the season, the Tigers have shot 49.5 percent (814-of-1645) in their 27 wins compared to 40.0 percent (169-of-423) in their seven losses.

» AU is third in the SEC with a 47.5 field-goal percentage on the season. The Tigers have shot at least 50.0 percent from the floor seven times in the last 10 games (including the final three games of the regular season). Against Mississippi State in the SEC Tournament Semifinals, the Tigers went 25-of-50 (50.0%) from the floor. In the tournament title game versus Florida (31-of-61, 50.8%).

» The final three regular-season games mark the first time Auburn has shot at least 50 percent in three-straight games since doing so from Feb. 3-Feb. 10, 2018. That season, Auburn shot 56.1 percent against Vanderbilt, 52.0 percent vs. Texas A&M and 50.9 percent at Georgia.

» The Tigers set what was a then-season-high by shooting 61.0 percent (36-of-59) from the floor against South Carolina on Feb. 14 and then topped it by shooting 62.1 percent at Georgia on Feb. 24, which is the Tigers' best field-goal percentage since they shot 65.4 percent (34-of-52) against Arkansas-Pine Bluff on Dec. 30, 2013. It was also the best field-goal percentage of any SEC team in a conference road game and the second-best mark by an SEC team in any league game this season. The Tigers are 12-0 when shooting at least 50.0 percent this season.

» Auburn shot a season-best 60.0 percent (12-of-20) from 3-point range against No. 11 South Carolina on Feb. 14, which marked its best 3-point percentage since shooting 60.0 percent (12-of-20) at Alabama last season. The Tigers turned in their second-best mark of the season at UGA by making 53.8 percent (14-of-26) of their long-range shots on March 2. Their 14 made 3-pointers versus the Bulldogs tied a season high from the Indiana game on Dec. 9.

» Auburn is 11-2 this season when the Tigers make at least 40 percent of their 3-point field goals.

» The Tigers have made at least 10 3-pointers six times in SEC play. The Tigers have shot 234-of-619 (37.8 percent) from deep in their 27 wins and 39-of-156 (25.0 percent) in their seven losses. Auburn's 273 three-point field goals this season ranks seventh in program history.

» In SEC play, Chad Baker-Mazara (.471), Denver Jones (.460), Johni Broome (.415) and Jaylin Williams (.413) all shot at least 40.0 percent from deep on at least two 3-point attempts per game. Eight of the top 12 season 3-point totals in program history have come in Bruce Pearl's 10 seasons on the Plains.

**MOST TEAM 3-POINT FIELD GOALS MADE IN A SEASON IN PROGRAM HISTORY**

1. 454 (2018-19)
2. 324 (2017-18)
3. 289 (2016-17)
4. 287 (1995-96)
5. 278 (2008-09)
6. 274 (2021-22)
- 7. 273 (2023-24)**
8. 272 (2015-16)
9. 271 (2009-10)
10. 259 (2004-05)

## MAKING EVERY SHOT COUNT

» After shooting 14-of-26 from the free-throw line at Florida on Feb. 10, Auburn responded by shooting 108-of-139 (77.7 percent) in the next six games before shooting 24-of-42 from the foul line against Georgia in the regular-season finale and South Carolina in the SEC Tournament Quarterfinals.

» In the SEC Tournament semifinals and finals, Auburn shot 35-of-44 (79.5%).

» Auburn has made 594 free throws on the season, which is the third most in a season in program history. The record is 647 made free throws in 2017-18 and 606 made free throws in 2014-15 is second. On Feb. 7 against Alabama, the Tigers set a school record for made free throws in a game by going 40-of-50 from the free-throw line against the Crimson Tide.

» AU entered the SEC Tournament fifth in the SEC with a 75.2 free-throw percentage for the season, which would rank sixth all-time at Auburn. Of the 10 players averaging over 13.0 minutes per game, seven of them are shooting over 77.0 percent from the free-throw line.

» Auburn finished fifth in the SEC shooting 76.5 percent (313-of-409) from the foul line in SEC play. The Tigers were second in the league averaging 17.39 made free throws per game in league play. Auburn is shooting 484-of-628 (77.1%) in its 27 wins compared to 110-of-162 (67.9%) in its seven losses. That's an average of 17.9-of-23.3 in wins compared to 14.8-of-22.3 in losses.

## MOST TEAM FREE THROWS MADE IN A SEASON IN PROGRAM HISTORY

1. 647 (2017-18)
2. 606 (2014-15)
- 3. 594 (2023-24)**
4. 562 (2016-17)
5. 551 (2019-20)
6. 541 (1989-90)
7. 540 (2018-19)
8. 532 (1953-54)
9. 526 (2013-14)
10. 514 (1958-59)
11. 503 (2022-23)

## TIGERS PICK UP RARE ROAD WIN

» Auburn's 32-point victory at Arkansas tied for the second-largest margin of victory in an SEC road game in program history next to a 64-32 victory at Sewanee on Jan. 13, 1940, and only two points behind a 92-58 win at Tulane on Jan. 11, 1966. Additionally, the win tied for the seventh-largest overall road win in school history. It was the largest since an 87-52 win at Alabama A&M on Dec. 1, 2009.

» On the flip side, the 32-point loss was Arkansas' largest defeat in the 31-year history of Bud Walton Arena (449 total games, 80th win all-time in the venue's history), topping a 30-point loss to Florida in 2012. It was Auburn's largest win in the 60-game series, surpassing the Tigers' 101-76 victory in Auburn in 1996. The Tigers' previous largest victory at Bud Walton Arena was 73-51 (+22) in 2009.

## LARGEST SEC ROAD WINS IN PROGRAM HISTORY

Date	Opponent	Score	Margin
Jan. 11, 1966	Tulane	92-58	34
<b>Jan. 6 2024</b>	<b>Arkansas</b>	<b>83-51</b>	<b>32</b>
Jan. 13, 1940	Sewanee	64-32	32

## LARGEST ROAD WINS IN PROGRAM HISTORY

Date	Opponent	Score	Margin
Dec. 20, 1999	Puerto Rico-Mayaguez	109-52	57
Dec. 16, 1976	VCU	109-59	50
1919-20	Clemson	60-12	48
Dec. 28, 1996	Florida A&M	95-57	38
Dec. 1, 2009	Alabama A&M	87-52	35
Jan. 11, 1966	Tulane	92-58	34
<b>Jan. 6 2024</b>	<b>Arkansas</b>	<b>83-51</b>	<b>32</b>
Jan. 13, 1940	Sewanee	64-32	32
Nov. 19, 2007	Charleston Southern	89-59	30
Dec. 20, 2002	Puerto Rico-Mayaguez	94-64	30
Dec. 30, 1995	Florida A&M	84-54	30
Nov. 30, 1951	Howard	69-39	30
1919-20	West Point Athletic Club	38-8	30



## WELCOME TO AUBURN'S BLOCK PARTY

» Auburn is the only team that has finished in the Top 25 in the country in blocked shots per game in each of the previous seven seasons. No other team has finished in the Top 25 in blocks per game in more than five seasons over that stretch.

» The Tigers blocked a nation's-best 1,476 shots (5.6 bpg) since the start of the 2016-17 season through the end of the regular season.

» Entering the NCAA Tournament, they are fourth nationally averaging 6.2 blocks per game this season. Auburn has recorded five-plus blocked shots in 24 of the last 26 games, including 15-straight games before only registering two blocks at Florida on Feb. 10. The 15-game streak was the Tigers' longest such streak since blocking at least five shots in 17-straight games during the 2021-22 season.

» Auburn blocked eight shots in its SEC Tournament semifinal win over Mississippi State to give the Tigers 202 blocks on the season, becoming the second team in program history to block at least 200 shots in a season (272 blocks in 2021-22). Seven of the top eight team block totals for a season have come under head coach Bruce Pearl.

» Auburn has four games this season with double-digit blocks, including a season-high 12 blocked shots against Alabama on Feb. 7, which is the Tigers' most blocks in an SEC game since they blocked 14 shots against LSU and Texas A&M during the 2021-22 season. Auburn blocked a school SEC Tournament record 10 shots against Florida in the championship game on March 17.

» The Tigers enter the NCAA Tournament first in the country with a 10.7 block percentage, according to teamrankings.com

### MOST SEASONS IN TOP 25 IN BLOCKS PER GAME OVER THE LAST SEVEN SEASONS

#### 1. Auburn - 7

- 2T. Connecticut - 5
- 2T. Michigan State - 5
- 2T. Washington - 5
- 5T. Duke - 4
- 5T. Florida State - 4
- 5T. Kentucky - 4
- 5T. Marshall - 4
- 5T. Syracuse - 4
- 5T. USC - 4

### MOST BLOCKS IN DIVISION I SINCE THE START OF 2016-17 SEASON (at the end of the regular season)

Team	Blocks
<b>Auburn</b>	<b>1,476</b>
Duke	1,409
UConn	1,317
Kentucky	1,313
Arkansas	1,311

Season	BPG	DI Rank
<b>2023-24</b>	<b>6.2</b>	<b>4</b>
2022-23	5.1	12
2021-22	8.0	1
2020-21	6.0	1
2019-20	4.9	21
2018-19	4.8	22
2017-18	5.3	14
2016-17	5.1	22

## SEC TEAMS ROAD RECORDS FROM 2017-18 TO 2023-24

» Auburn is 36-39 overall on the road since the beginning of the 2017-18 season, which is third best in the SEC. The Tigers' 30-33 record in SEC road games over that span is tied for third-best in the league. Auburn joins Alabama, Kentucky and Tennessee as the only teams to have a winning SEC road record at least three times in the last seven seasons.

### OVERALL ROAD RECORD

Team	2017-18	2018-19	2019-20	2020-21	2021-22	2022-23	2023-24	Total
<b>Auburn</b>	<b>7-4</b>	<b>4-6</b>	<b>5-5</b>	<b>3-8</b>	<b>8-3</b>	<b>4-8</b>	<b>5-5</b>	<b>36-39</b>
Alabama	2-8	4-8	4-8	7-3	3-7	9-3	5-5	34-42
Arkansas	3-7	5-8	4-8	5-4	5-4	2-8	2-7	26-46
Florida	5-4	5-6	4-7	5-5	4-7	4-7	3-7	30-43
Georgia	4-9	2-9	2-9	2-6	0-10	1-10	4-6	15-59
Kentucky	4-6	8-2	8-2	4-6	6-5	6-4	7-3	43-28
LSU	3-8	9-1	5-6	4-6	2-8	0-9	3-7	26-44
Miss. State	4-8	5-5	4-7	5-4	1-10	4-6	2-8	25-48
Missouri	5-6	2-8	2-10	6-4	2-10	5-5	2-10	24-53
Ole Miss	1-10	6-5	1-10	5-6	2-7	2-9	4-7	21-54
South Carolina	4-8	4-8	6-6	2-7	4-7	4-8	8-3	32-47
Tennessee	8-4	7-3	4-7	4-4	6-5	4-6	8-3	41-32
Texas A&M	4-7	4-7	5-4	2-4	5-5	7-4	6-6	33-37
Vanderbilt	1-10	1-11	1-9	2-8	5-8	5-6	1-9	16-61

### SEC ROAD RECORD

Team	2017-18	2018-19	2019-20	2020-21	2021-22	2022-23	2023-24	Total
<b>Auburn</b>	<b>5-4</b>	<b>4-5</b>	<b>4-5</b>	<b>3-6</b>	<b>6-3</b>	<b>3-6</b>	<b>5-4</b>	<b>30-33</b>
Alabama	2-7	3-6	3-6	7-2	3-6	7-2	5-4	30-33
Arkansas	3-6	3-6	2-7	5-3	5-4	2-7	2-7	22-40
Florida	5-4	5-4	4-5	4-4	4-5	3-6	3-6	28-34
Georgia	2-7	1-8	1-8	2-6	0-9	1-8	3-6	10-52
Kentucky	3-6	7-2	7-2	4-5	5-4	6-3	6-3	38-25
LSU	2-7	9-0	4-5	4-5	2-7	0-9	3-6	23-39
Miss. State	2-7	4-5	3-6	5-4	1-8	3-6	2-7	20-43
Missouri	4-5	2-7	1-8	5-4	2-7	4-5	0-9	18-45
Ole Miss	1-8	5-4	1-8	4-5	2-7	2-7	2-7	17-46
South Carolina	2-7	4-5	3-6	2-6	4-5	3-6	7-2	25-37
Tennessee	5-4	6-3	4-5	4-4	5-4	4-5	7-2	35-27
Texas A&M	3-6	3-6	5-4	1-4	4-5	6-3	4-5	26-33
Vanderbilt	1-8	0-9	1-8	1-7	3-6	4-5	1-8	11-51

### HOLD THE WHISTLE

» Auburn was called for no more than 15 fouls in five-straight games from Dec. 22-Jan. 9. In 19 games since then, Auburn has been whistled for an average of 20.2 fouls. The Tigers' six lowest foul totals of the season all came in the eight games prior to travelling to Vanderbilt, during which they were whistled for 15.4 fouls per game including a season-low 11 fouls in their win over Penn.

» The Tigers set a new season low in fouls committed with 16 fouls against UNC Asheville and then bested that with just 13 fouls against Alabama State and fell just one foul shy of matching that against Chattanooga prior to setting a new season low against Penn.

» In 18 SEC games, the Tigers were called for an average of 19.6 fouls including 18.8 in their five conference losses and were called for 61 fouls in three games in the SEC Tournament. Auburn has been called for 18.9 fouls in its 27 wins compared to 20.6 fouls in its seven losses.

### AUBURN vs. THE TOP 25

» Auburn is 81-226 against AP Top 25 teams all-time including 22-30 against ranked opponents under Bruce Pearl (15-7 at Neville Arena). The Tigers have won 18 of their last 32 games against Top 25 opponents. Auburn is 14-3 in their last 17 games against ranked opponents at Neville Arena.

» The Tigers are 3-1 against ranked opponents at home this season including a 101-61 victory over No. 11-ranked South Carolina on Feb. 14, which marked Auburn's largest margin of victory over a ranked opponent in program history. It surpassed the ninth-ranked Tigers' 97-66 victory over No. 8 Mississippi State on Jan. 3, 1959, in Auburn, Ala. The 101 points were the fourth-most against a ranked opponent in program history.

## FRESHMAN PHENOM

» Freshman point guard Aden Holloway became the 19th player in school history to be named to the SEC All-Freshman Team. He currently boasts a team-best 3.13 assist-to-turnover ratio (94-to-30) and has started in 25-of-34 games played for the Tigers.

» Holloway is the team's fifth-leading scorer averaging 7.6 points per game and leads the team in 3-pointers made this season (52). He scored an SEC career-high 15 points on 5-of-8 shooting from long range and dished out three assists in his first start since Jan. 24 at Georgia. Seven of his nine games in double figures this season have been against power conference opponents. Auburn is 8-1 this season when Holloway scores in double figures including eight-straight victories since the Tigers' season-opening loss to Baylor.

» Holloway scored a career-high 24-points against Indiana as he made 5-of-8 from 3-point range against the Hoosiers. He led Auburn with 19 points and six assists in 26 minutes against No. 20 Baylor in his collegiate debut and then scored 11 points and dished out three assists in Auburn's win over Southeastern Louisiana.

» He has made a 3-pointer in 24-of-34 games this season including a streak of 11-straight contests, which ended at Alabama on Jan. 24. Auburn is 21-3 when Holloway makes a 3-pointer. Over his last 30 games, he has totaled 77 assists and just 23 turnovers for a 3.35 assist-to-turnover ratio. Holloway has more assists than turnovers in all but seven games this season. He had an even assist-to-turnover ratio in five other contests.

» Holloway has nine double-figure scoring games and five games with four-plus 3-pointers this season.

» Against Baylor, he was one point shy of becoming the fourth freshman in program history to score 20 points in a debut. His total of 19 points is tied for fifth among all Division I freshmen in a season opener this season.



### Freshman Starters Under Bruce Pearl

Player	Season	Starts
Jabari Smith	2021-22	34
Mustapha Heron	2016-17	32
Jared Harper	2016-17	30
Isaac Okoro	2019-20	28
JT Thor	2020-21	27
Danjel Purifoy	2016-17	25
<b>Aden Holloway</b>	<b>2023-24</b>	<b>25</b>
Austin Wiley	2016-17	22
Horace Spencer	2015-16	18
Sharife Cooper	2020-21	12
Bryce Brown	2015-16	11
Justin Powell	2020-21	7
TJ Lang	2014-15	6
Allen Flanigan	2019-20	3
Anfernee McLemore	2016-17	1

### Freshman Starts By Season Under Pearl

Season	Starts
2014-15	6
2015-16	29
2016-17	110
2017-18	0
2018-19	0
2019-20	31
2020-21	46
2021-22	34
2022-23	0
<b>2023-24</b>	<b>25</b>

### Most 3-pointers made by a freshman in Auburn History

Player	Season	3PT FGM
1. Jabari Smith	2021-22	79
2. Bryce Brown	2015-16	78
3. Ronnie Battle	1989-90	64
4. Toney Douglas	2004-05	62
5. Danjel Purifoy	2016-17	59
6. Daymeon Fishback	1996-97	57
7. Jared Harper	2016-17	54
8. Scott Pohlman	1997-98	53
<b>9. Aden Holloway</b>	<b>2023-24</b>	<b>52</b>
10. Mustapha Heron	2016-17	44

## WILLIAMS WINNINGEST PLAYER IN PROGRAM HISTORY

» After graduating with a bachelor's degree in kinesiology in May, Jaylin Williams chose to come back for his fifth and final year on The Plains. Last season, he was the team's second-leading scorer (13.0 ppg) and second-leading rebounder (5.0 rpg) in 2022-23.

» With the Tigers' win over Southeastern Louisiana on Nov. 10 at Neville Arena, Williams became the winningest player in program history with 88 career (and now 113) victories to date. He was previously tied with former Tigers Allen Flanigan (2019-23), Anfernee McLemore (2016-20) and Scott Pohlman (1997-2001).

» Entering the season with 107 career games played, he needed to appear in 20 games this season to crack Auburn's career games played list. He surpassed Frankie Sullivan's school record of 134 games played from 2009-13 with his 135th game played against Mississippi State on March 2.

### ALL-TIME WINNINGEST AUBURN PLAYERS (minimum 90 career games played)

<b>1. Jaylin Williams (2019-Present)</b>	<b>113</b>
2T. Allen Flanigan (2019-23)	87
2T. Anfernee McLemore (2016-20)	87
2T. Scott Pohlman (1997-01)	87
5T. Doc Robinson (1996-00)	85
5T. Daymeon Fishback (1996-00)	85
5T. Mamadou N'Diaye (1996-00)	85
8. Mack McGadney (1998-02)	83
9. Chuck Person (1982-86)	79
10. Marquis Daniels (1999-03)	76

## DOMINATING NON-CONFERENCE FOES

» Auburn owns an 95-25 (.792) winning record in regular-season games against non-conference opponents under Coach Pearl. The Tigers lead the SEC, with a .853 winning percentage (81-14 record) in regular-season non-conference games over the last seven-plus seasons.

Team	2016-17	2017-18	2018-19	2019-20	2020-21	2021-22	2022-23	2023-24	Total
<b>Auburn</b>	<b>6-2</b>	<b>12-1</b>	<b>11-2</b>	<b>13-0</b>	<b>6-3</b>	<b>12-1</b>	<b>10-3</b>	<b>11-2</b>	<b>81-14 (.853)</b>
Arkansas	11-2	11-2	9-4	12-1	12-3	11-2	11-2	9-4	86-20 (.811)
Miss. State	9-3	12-1	12-1	9-4	10-5	9-4	12-1	11-2	84-21 (.800)
Tennessee	8-5	10-2	12-1	8-5	8-2	9-3	11-2	10-3	76-23 (.768)
LSU	8-4	9-3	10-3	9-4	8-4	12-1	11-2	8-5	75-26 (.743)
Kentucky	10-3	11-2	11-2	10-3	1-7	11-2	9-4	10-3	73-26 (.737)
Georgia	9-4	9-3	9-4	10-3	7-1	5-8	10-3	10-3	69-29 (.704)
Ole Miss	9-4	7-6	10-3	9-4	6-4	9-4	8-5	13-0	71-30 (.703)
Texas A&M	8-4	11-2	7-5	6-6	6-2	11-2	8-5	9-4	66-30 (.688)
Florida	10-3	9-4	8-5	8-5	6-3	10-3	7-6	10-3	68-32 (.680)
Alabama	7-5	9-4	9-4	8-5	10-5	10-3	10-3	8-5	71-34 (.676)
Missouri	5-7	10-3	9-3	8-5	8-2	6-7	12-1	8-5	66-33 (.667)
South Carolina	10-3	9-4	5-8	8-5	2-3	9-3	7-6	12-1	62-33 (.653)
Vanderbilt	7-6	6-7	9-4	8-5	6-3	8-4	7-6	4-8	56-43 (.566)

### Year-by-Year Regular-Season Record vs. Non-Conference Opponents Under Bruce Pearl

2014-15	8-5
2015-16	6-6
2016-17	6-2
2017-18	12-1
2018-19	11-2
2019-20	13-0
2020-21	6-3
2021-22	12-1
2022-23	10-3
2023-24	11-2
<b>Totals</b>	<b>95-25 (.792)</b>

## FIVE 1,000-CAREER POINT SCORERS

» Auburn is amongst elite company with five 1,000 point scorers on its roster this season. The NCAA compiles a comprehensive list of teams who have multiple 1,000-point scorers on the roster including those who played at any NCAA institution (Division I, II and III) or at the junior college level.

» St. John's (N.Y.) currently boasts six 1,000 point scorers on its roster, while TCU and Auburn are tied for second most in the country with 5.

» K.D. Johnson (Georgia-Auburn combined) and Jaylin Williams both entered the 1,000 Career Point Club against Alabama State on Dec. 22 and have tabulated 1,168 and 1,292 career points to date. Johni Broome (2,003), Chaney Johnson (1,356) and Denver Jones (1,254) reached that same milestone in their combined Morehead State-Auburn, UAH-Auburn and FIU-Auburn careers respectively.

» Williams became the 39th player in program history to gain entrance into the 1,000-Career Point Club – the first in five years since Bryce Brown (8th, 1,673) and Jared Harper (13th, 1,227) did so during their senior campaigns that ended in the 2019 national semifinals. He currently ranks 21st on the school's all-time career scoring list. Broome became the 40th vs. Mississippi State in the SEC Semifinals on March 16.

## 2024 SIGNING CLASS

The Tigers signed two top recruits in the early signing period – five-star Tahaad Pettiford and Jahki Howard.

Rated the No. 2 point guard and No. 21 overall player in the Class of 2024 by 247 Sports, Pettiford played AAU basketball for New Heights Lightning on the EYBL circuit, shooting 33.5 percent from the 3-point line and averaging 13.3 points per game. He burst onto the scene over the summer as one of the best scoring guards in the country.

One of the most athletic players in his class, Howard is a four-star recruit rated No. 85 overall and No. 20 at his position by 247 Sports. Known as the best dunker in high school basketball going viral on social media, he is currently averaging 15.9 points, 5.3 rebounds, 1.4 assists, 1.9 steals and 0.5 blocks per game in the preseason for Overtime Elite.

### Tahaad Pettiford, G, 5-10, 175, Jersey City, N.J. (Hudson Catholic Regional High School)

"Tahaad is a very unique player. He is a gifted scorer with an unlimited range. Instant offense. He has tremendous speed, quickness and athletic jumping ability. Tahaad is a very tough cover and uses that athleticism to be a pest defensively. (Assistant Coach) Ira Bowman did a tremendous job of identifying Tahaad very early on in the recruiting process and developed a close, trusting relationship. Tahaad will have a Pied Piper effect on our program. Guys will want to play with him." – Head Coach Bruce Pearl

### Jahki Howard, F, 6-6, 185, Boston, Mass. (Overtime Elite)

"Jahki is one of the most underrated prospects in the 2024 class. We've been watching and recruiting him since his freshman year – seeing so much growth, maturity and commitment to becoming great. His basketball IQ, his athleticism and his motor make him a great fit for our program." – Head Coach Bruce Pearl

## ON BOARD

» Junior transfer Chaney Johnson pulled down 11 rebounds off the bench against Southeastern Louisiana on Nov. 10. He is the ninth player in Bruce Pearl's 10 seasons at Auburn to grab at least 11 boards in a game as a reserve and the first since Jaylin Williams had 11 rebounds versus Texas A&M on Feb. 12, 2022. For the season, Johnson is tied for fourth on the team averaging 3.6 boards per game.

Date	Player	Opponent	Rebounds
Nov. 14, 2018	Horace Spencer	Mississippi College	17
Nov. 29, 2017	Anfernee McLemore	Dayton	13
Dec. 22, 2015	Cinmeon Bowers	New Mexico	12
Feb. 27, 2016	Tyler Harris	Alabama	12
Nov. 26, 2020	Jaylin Williams	Saint Joesph's	11
March 5, 2016	Cinmeon Bowers	Mississippi State	11
Jan. 31, 2017	Anfernee McLemore	Tennessee	11
Feb. 12, 2022	Jaylin Williams	Texas A&M	11
<b>Nov. 10, 2023</b>	<b>Chaney Johnson</b>	<b>Southeastern Louisiana</b>	<b>11</b>

## NOT NEW KIDS ON THE BLOCK

» Johni Broome, who has blocked a shot in 27 of the last 29 games, has 22 multi-block games during that time. He enters the NCAA Tournament ranked second in the SEC averaging 2.26 blocks per game this season. Broome blocked a season-high five shots in the Tigers' first meeting with Alabama, including the 300th block of his career, and then he matched that with five blocks against Vanderbilt on Jan. 31 and Alabama on Feb. 7. He has multiple blocks in 12 of the last 16 games. His 342 career blocks are second among all NCAA Division I players, only trailing the 354 career blocks of Jamarion Sharp of Ole Miss. Broome's 77 blocks this season are sixth-most in a season in program history.

» Dylan Cardwell enters the NCAA Tournament ranked fourth in the SEC with 1.62 blocks per game after blocking an Auburn SEC Tournament record 11 shots in three games (South Carolina, Mississippi State and Florida). In SEC games only, Broome was second in the league with 2.50 blocks and Cardwell sixth with 1.56 blocked shots per game. Broome is tied for sixth on Auburn's career blocked shot list with 155 career blocks and Cardwell is fifth with 157 career blocks.

» Auburn enters the NCAA Tournament as the only team with two of the Top 6 shot blockers in the SEC. Cardwell has tied his career high with five blocks twice this season, against Baylor and LSU, which is tied with Broome's five blocks in both games against Alabama and against Vanderbilt for the most blocks by an Auburn player this season. Cardwell blocked four shots against South Carolina on Feb. 14. Cardwell previously set his career high against South Florida and George Mason in 2022.

» Cardwell has 15 multi-block games this season (nine games with 3+ blocks, five games with 4+ blocks and two games with 5 blocks) including at least three blocks in all three SEC Tournament games (11 total blocks).

## ELITE IN THE SEC

» Auburn leads the SEC with a .726 winning percentage and 170 victories since the start of the 2017-18 season. The Tigers have also won the most SEC Championship titles (4) and second-most NCAA Tournament games (7) in that span tied with Alabama's four titles and behind Arkansas' eight NCAA Tournament victories.

Team	2017-18	2018-19	2019-20	2020-21	2021-22	2022-23	2023-24	Total
<b>Auburn</b>	<b>26-8</b>	<b>30-10</b>	<b>25-6</b>	<b>13-14</b>	<b>28-6</b>	<b>21-13</b>	<b>27-7</b>	<b>170-64</b>
Tennessee	26-9	31-6	17-14	18-9	27-8	25-11	24-8	168-65
Kentucky	26-11	30-7	25-6	9-16	28-8	22-12	23-9	163-69
Arkansas	23-12	18-16	20-12	25-7	28-9	22-14	16-17	152-87
Alabama	20-16	18-16	16-15	26-7	19-14	31-6	21-11	151-85
Mississippi State	25-12	23-11	20-11	18-15	18-16	21-13	21-13	146-91
LSU	18-15	28-7	21-10	19-10	22-12	14-19	17-15	139-88
Florida	21-13	20-16	19-12	15-10	20-14	16-17	24-11	135-93
Texas A&M	22-13	14-18	16-14	8-10	27-13	25-10	20-14	132-92
South Carolina	17-16	16-16	18-13	6-15	19-13	11-21	26-7	113-101
Missouri	20-13	15-17	15-16	16-10	12-21	25-10	8-24	111-111
Ole Miss	12-20	20-13	15-17	16-12	13-19	12-21	20-12	108-114
Georgia	18-15	11-21	16-16	14-12	6-26	16-16	17-16	98-122
Vanderbilt	12-20	9-23	11-21	9-16	19-17	22-15	9-23	91-135

## PEARL MOVING UP IN CAREER COACHING WINS AT AUBURN

» Auburn's win over UNC Asheville in Huntsville on Dec. 13 was Bruce Pearl's 900th career game overall and 180th victory at Auburn. After the Tigers beat LSU on Jan. 13, he moved into second on Auburn's all-time career coaching wins list ahead of former head coach Cliff Ellis, who went 186-125 from 1994-95 to 2003-04.

» Pearl is in his 10th season as Auburn's head coach with a 200-118 record on The Plains. In the team's season opener, he surpassed Sonny Smith, who led Auburn to a 173-154 mark in 11 seasons from 1978-89, for third all-time in program history. Joel Eaves leads the way with 213 wins from 1949-63.

» Pearl claimed his 200th career victory at Auburn, after the Tigers defeated Florida for the SEC Tournament title on March 17.

COACH	SEASONS	YEARS	RECORD
1. Joel Eaves	14	1949-50 to 1962-63	213-100
<b>2. Bruce Pearl</b>	<b>10</b>	<b>2014-15 to Present</b>	<b>200-118</b>
3. Cliff Ellis	10	1994-95 to 2003-04	186-125
4. Sonny Smith	11	1978-79 to 1988-89	173-154
5. Bill Lynn	10	1963-64 to 1972-73	130-124

## MR. DOUBLE-DOUBLE

» Junior big man Johni Broome recorded his SEC-leading 13th double-double of the season, and seventh against an SEC opponent, with a game-high 19 points and 11 rebounds against Florida in the championship game of the SEC Tournament on March 17. His 13 double-doubles this season are three more than he had all of last season, giving him 23 in his two-year Auburn career.

» Broome has a total of 59 career double-doubles (including his time at Morehead State), which is sixth nationally among active NCAA Division I players. He is currently on a 25-game double-digit scoring streak. He is averaging 16.6 points (416 total points) on 54.3 percent shooting (159-of-293), 8.4 rebounds (209 total rebounds) and 2.6 blocks per game (65 total blocks) over his double-figure scoring streak.

» The National Player of the Year candidate and National Defensive Player of the Year semifinalist enters the NCAA Tournament second in the SEC averaging 8.4 rebounds per game and eighth in scoring at 16.2 points per game. Broome is the only player in the league averaging at least 16.0 points and 8.0 rebounds per game and the only player ranked in the Top 10 in the SEC in scoring and rebounding. He is also second in the SEC with a 54.4 field-goal percentage, second with 2.26 blocks per game, first with 6.06 defensive rebounds and 10th with 2.35 offensive rebounds per game.

### JOHNI BROOME'S CAREER DOUBLE-DOUBLES BY SEASON

2020-21: 13\*

2021-22: 23\*

2022-23: 10

2023-24: 13

\*at Morehead State

### ACTIVE NCAA DIVISION I CAREER DOUBLE-DOUBLE LEADERS

Player	School	Double-Doubles	Games Played
Armando Bacot	North Carolina	85	166
Enrique Freeman	Akron	72	131
Norchad Omier	Miami (Fla.)	68	120
Fardaws Aimaq	California	63	126
Zach Edey	Purdue	63	132
<b>Johni Broome</b>	<b>Auburn</b>	<b>59</b>	<b>131</b>

### 30-point games in the SEC this season

Date	Player	School	Points	Opponent
2/24	Khalif Battle	Arkansas	42	Missouri
1/16	Wade Taylor IV	Texas A&M	41	Arkansas
3/9	Dalton Knecht	Tennessee	40	Kentucky
2/28	Dalton Knecht	Tennessee	39	Auburn
1/16	Dalton Knecht	Tennessee	39	Florida
11/29	Dalton Knecht	Tennessee	37	North Carolina
1/20	Tamar Bates	Missouri	36	Florida
1/13	Dalton Knecht	Tennessee	36	Georgia
2/3	Rob Dillingham	Kentucky	35	Tennessee
1/27	RJ Melendez	Georgia	35	Florida
1/16	Tramon Mark	Arkansas	35	Texas A&M
12/9	Mark Sears	Alabama	35	Purdue
11/24	Wade Taylor IV	Texas A&M	35	Florida Atlantic
3/2	Khalif Battle	Arkansas	34	Kentucky
2/27	Josh Hubbard	Miss. State	34	Kentucky
1/20	Jabri Abdur-Rahim	Georgia	34	Kentucky
11/24	Tramon Mark	Arkansas	34	North Carolina
12/16	Wade Taylor IV	Texas A&M	34	Houston
2/24	Sean East II	Missouri	33	Arkansas
12/16	Jordan Wright	LSU	33	Texas
2/27	Reed Sheppard	Kentucky	32	Miss. State
2/24	Josh Hubbard	Miss. State	32	LSU
1/27	Dalton Knecht	Tennessee	32	Vanderbilt
12/30	Keyon Menifield	Arkansas	32	UNCW
2/10	Collin Murray-Boyles	South Carolina	31	Vanderbilt
1/30	Dalton Knecht	Tennessee	31	South Carolina
1/13	Wade Taylor IV	Texas A&M	31	Kentucky
1/9	Mark Sears	Alabama	31	South Carolina
1/27	Wade Taylor IV	Texas A&M	30	Ole Miss
12/21	Antonio Reeves	Kentucky	30	Louisville
<b>11/29</b>	<b>Johni Broome</b>	<b>Auburn</b>	<b>30</b>	<b>Virginia Tech</b>

### 30-point/10-rebound/3-block games in NCAA Division I this season

Date	Player	School	Points/Rebounds/Blocks	Opponent
1/11	Saint Thomas	Northern Colorado	37/14/3	Montana
2/2	Greg Gordon	Iona	35/12/3	Fairfield
12/1	Zach Edey	Purdue	35/14/3	Northwestern
11/10	Isaiah Cozart	Eastern Kentucky	33/14/4	Wilberforce
2/10	Victor Iwuakor	Southern Miss	31/13/3	Western Michigan
2/8	Max Brooks	UMass-Lowell	31/19/3	UMBC
1/24	Carlton Liguard	UTSA	31/10/3	Tulane
1/16	PJ Hall	Clemson	31/17/3	Georgia Tech
11/6	Quinten Post	Boston College	31/11/4	Fairfield
11/14	Great Osobor	Utah State	31/10/3	Southern Utah
12/9	Tymu Chenery	Binghamton	31/12/4	Le Moyne
<b>11/29</b>	<b>Johni Broome</b>	<b>Auburn</b>	<b>30/13/3</b>	<b>Virginia Tech</b>

# AUBURN CAREER RECORDS LIST

## POINTS

18.	Lee DeFore (1963-66)	1,386
19.	Gary Redding (1972-76)	1,334
20.	Doc Robinson (1996-00)	1,332
<b>21.</b>	<b>Jaylin Williams (2019-Present)</b>	<b>1,292</b>
22.	Stan Pietkiewicz (1974-78)	1,265
23.	Frank Tolbert (2004-08)	1,242
23.	Darrell Lockhart (1979-83)	1,236
25.	Wes Flanigan (1993-97)	1,228
26T.	KT Harrell (2013-15)	1,190
26T.	Chris Denson (2010-14)	1,190
28.	Charles Barkley (1981-84)	1,183
29.	Korvotney Barber (2005-09)	1,151
30.	Lance Weems (1992-96)	1,105
31.	Bryant Smith (1995-99)	1,087
32.	Bubba Price (1976-80)	1,075
33.	Derrick Dennison (1986-90)	1,070
34.	Pat Burke (1993-97)	1,064
35.	Marco Killingsworth (2001-04)	1,041
36.	Franklin Williams (1994-98)	1,027
37.	Bill Alexander (1967-70)	1,026
38.	Mustapha Heron (2016-18)	1,011
39.	Earl Banks (1977-81)	1,004
<b>40.</b>	<b>Johni Broome (2022-Present)</b>	<b>1,019</b>
--	<b>K.D. Johnson (2021-Present)</b>	<b>952</b>

Note: Players' stats during Auburn career only.

## BLOCKS

1.	Kyle Davis (2000-04)	360
2.	Mamadou N'diaye (1996-2000)	241
3.	Anfernee McLemore (2016-20)	187
4.	Horace Spencer (2015-19)	170
<b>5.</b>	<b>Dylan Cardwell (2020-Present)</b>	<b>157</b>
6T.	Walker Kessler (2021-22)	155
6T.	Korvotney Barber (2005-09)	155
<b>6T.</b>	<b>Johni Broome (2022-Present)</b>	<b>155</b>
9.	Charles Barkley (1981-84)	145
10.	Chris Morris (1984-88)	141

## STEALS

1T.	Quantez Robertson (2005-09)	210
1T.	DeWayne Reed (2006-10)	210
3.	Marquis Daniels (1999-2003)	208
4.	Frankie Sullivan (2008-13)	190
5.	Chris Morris (1984-88)	189
6.	Bryant Smith (1995-99)	186
7.	Reggie Gallon (1989-93)	177
8.	Gerald White (1983-87)	164
10.	Frank Ford (1983-87)	156
--	<b>K.D. Johnson (2021-Present)</b>	<b>139</b>



Note: Figures not available prior to 1978-79 season.

## DUNKS

1.	Aaron Swinson (1991-94)	175
--	<b>Dylan Cardwell (2020-Present)</b>	<b>110</b>
--	<b>Jaylin Williams (2019-Present)</b>	<b>77</b>

## GAMES PLAYED

<b>1.</b>	<b>Jaylin Williams (2019-Present)</b>	<b>139</b>
2.	Frankie Sullivan (2009-13)	134
3.	Bryce Brown (2018-19)	131
4.	Anfernee McLemore (2016-20)	130
5T.	Scott Pohlman (1997-01)	129
5T.	Frank Ford (1983-87)	129
7T.	Doc Robinson (1996-00)	128
7T.	Mamadou N'diaye (1996-00)	128
7T.	Chris Morris (1984-88)	128
<b>10T.</b>	<b>Dylan Cardwell (2020-Present)</b>	<b>127</b>
10T.	Daymeon Fishback (1996-00)	127
--	<b>Chris Moore (2020-Present)</b>	<b>114</b>



# PLAYER NOTES

0

## K.D. JOHNSON

	GP-GS	PPG	RPG	FG%	FT%
2023-24	34-1	7.1	1.8	.380	.780
Career	117-32	10.0	2.3	.390	.703

## Sr. | G | 6-0 | 190 | Atlanta, Ga. | Georgia

- Averaging 7.1 ppg off the bench. • Leads the team in steals this season (39).
- One of the most energetic and charismatic players on the court.
- 8 games in double figures including 3 in SEC play (Ole Miss, UF and UT).

Career Highs	
Pts	27
Reb	8
Ast	7
Stl	5 (2x)
Min	37

1

## ADEN HOLLOWAY

	GP-GS	PPG	RPG	FG%	FT%
2023-24	34-25	7.6	1.5	.324	.774
Career	34-25	7.6	1.5	.324	.774

## Fr. | G | 6-1 | 178 | Charlotte, N.C. | Prolific Prep

- Boasts team-leading 3.13 assist-to-turnover ratio (94-30). • 6 assists away from his 1st career 100+ assist season. • Dished out 6 assists with 2 turnovers in SEC Semifinals.
- Named to the SEC All-Freshman Team. • Leads team in 3PT made (52).

Career Highs	
Pts	24
Reb	5 (2x)
Ast	6 (4x)
Stl	3
Min	28

2

## JAYLIN WILLIAMS

	GP-GS	PPG	RPG	FG%	FT%
2023-24	33-32	12.4	4.4	.570	.832
Career	140-92	9.2	3.9	.510	.776

## Gr. | F | 6-8 | 245 | Nahunta, Ga. | Brantley County HS

- School-record holder for most career games played (140). • Honored on the All-SEC Second Team. • Currently ranks 21st all-time in career scoring (1,292).
- Winningest player in program history (113 career wins and counting).

Career Highs	
Pts	26
Reb	11 (3x)
Ast	8
Stl	4
Min	37

3

## TRE DONALDSON

	GP-GS	PPG	RPG	FG%	FT%
2023-24	34-10	6.8	2.3	.478	.829
Career	66-10	4.7	1.9	.451	.727

## So. | G | 6-3 | 210 | Tallahassee, Fla. | Florida St. Univ. School

- Recorded his first career 100+ assist season. Is averaging team-best 3.2 apg.
- Turned in double figures for the 10th time this season w/ 10 pts vs. Miss State.
- 11 games this season with 0 turnovers including vs. South Carolina (4 asts, 0 TOs).

Career Highs	
Pts	15
Reb	7 (3x)
Ast	7
Stl	4
Min	29

4

## JOHNI BROOME

	GP-GS	PPG	RPG	FG%	FT%
2023-24	34-33	16.2	8.4	.544	.602
Career	131-127	15.3	9.1	.548	.604

## Jr. | F/C | 6-10 | 240 | Plant City, Fla. | Morehead State

- SEC Tournament MVP and SEC All-Tournament Team. • 14th player in program history to be named an All-American (consensus third team).
- 25-game double-digit scoring streak and 58 career double-doubles.

Career Highs	
Pts	32
Reb	18 (2x)
Ast	7
Stl	4
Min	37

5

## CHRIS MOORE

	GP-GS	PPG	RPG	FG%	FT%
2023-24	33-26	2.5	1.8	.469	.773
Career	114-42	2.7	1.9	.491	.692

## Sr. | F | 6-6 | 220 | West Memphis, Ark. | West Memphis HS

- Started in 26 games of the season. • Averaging 13.7 minutes per contest.
- One of six seniors on this year's roster. • 7 pts & 6 rebounds vs. UF in SEC title game.
- Major vocal presence on the team in the locker room and on the floor.

Career Highs	
Pts	16
Reb	7
Ast	5
Stl	3 (3x)
Min	25 (2x)

10

## CHAD BAKER-MAZARA

	GP-GS	PPG	RPG	FG%	FT%
2023-24	34-8	10.3	3.7	.452	.876
Career	80-21	8.6	2.9	.439	.871

## Jr. | G/F | 6-7 | 180 | Santo Domingo, DR | NW Florida State College

- Honored on the SEC All-Tournament Team. • 20 double-figure scoring games this season. • One of the Top 100 JUCO transfers in the country (No. 13). • Third on the team in scoring (10.3 ppg) and third in rebounding (3.7 rpg).

Career Highs	
Pts	25
Reb	9
Ast	6
Stl	5
Min	34

12

## DENVER JONES

	GP-GS	PPG	RPG	FG%	FT%
2023-24	34-32	8.9	2.0	.433	.878
Career	93-67	13.5	3.1	.438	.870

## Jr. | G | 6-4 | 205 | New Market, Ala. | FIU

- Scored in double figures in 6 of last 8 including 11 points in SEC title game.
- Ranked No. 25 nationally last season averaging 20.1 points per game at FIU.
- 2023 All-Conference USA First Team. • Rated No. 26 transfer in the country.

Career Highs	
Pts	30
Reb	13
Ast	6 (3x)
Stl	4 (6x)
Min	47

20

## CARTER SOBERA

	GP-GS	PPG	RPG	FG%	FT%
2023-24	15-0	0.0	0.3	.000	.000
Career	22-0	0.1	0.4	.333	.333

## Sr. | G | 6-5 | 210 | Birmingham, Ala. | Mountain Brook HS

- Awarded scholarship spot after the team's win over LSU on Jan. 13.
- Two-Time SEC Academic Honor Roll and NABC Honors Court student.
- Former walk-on who played HS basketball with teammate Lior Berman.

Career Highs	
Pts	3
Reb	2 (2x)
Ast	
Stl	1
Min	2 (4x)

23

## ADDARIN SCOTT

	GP-GS	PPG	RPG	FG%	FT%
2023-24	15-0	0.4	0.4	.667	1.000
Career	15-0	0.4	0.4	.667	1.000

## Jr. | F | 6-9 | 207 | Dallas, Texas | Navarro College

- Goes by the nickname, AD. • One of the Top 100 JUCO transfers in the country (No. 54). • Has played in 15 games this season as a reserve.
- Made his first career NCAA Division I dunk versus Vanderbilt on Jan. 31.

Career Highs	
Pts	2 (3x)
Reb	2 (2x)
Ast	1
Stl	1
Min	2 (4x)

24

## LIOR BERMAN

	GP-GS	PPG	RPG	FG%	FT%
2023-24	28-0	1.7	1.1	.444	.667
Career	86-0	1.8	0.9	.406	.636

## Gr. | G | 6-4 | 210 | Birmingham, Ala. | Mountain Brook HS

- Played the last four years and worked his way up from walk-on to consistently being in the rotation. • Season-ending ACL injury vs. Miss. State.
- Graduated summa cum laude w/ a bachelor's degree in industrial design.

Career Highs	
Pts	8 (4x)
Reb	4 (2x)
Ast	1 (16x)
Stl	1 (15x)
Min	19

31

## CHANEY JOHNSON

	GP-GS	PPG	RPG	FG%	FT%
2023-24	34-2	4.7	3.5	.500	.737
Career	121-68	11.2	4.8	.535	.741

## Jr. | F | 6-7 | 220 | Alabaster, Ala. | Alabama-Huntsville

- Came off the bench and contributed 11 pts, 3 reb, 3 assists & 2 blocks vs. SC.
- One of the top NCAA Division II players in the country. • Named Gulf South Conference POTY in 2022-23. • One of the most athletic players on team.

Career Highs	
Pts	35
Reb	12 (2x)
Ast	6
Stl	4
Min	38

44

## DYLAN CARDWELL

	GP-GS	PPG	RPG	FG%	FT%
2023-24	34-1	5.4	3.7	.706	.587
Career	127-2	4.0	3.5	.712	.520

## Sr. | C | 6-11 | 255 | Augusta, Ga. | McEachern HS

- Graduated magna cum laude from AU's Harbert College of Business.
- Ranks fifth on the school's all-time career blocked shots list (155). Reset Auburn individual SEC Tournament blocks record (11 blocks over 3 games).
- Interned this summer with Athletes for Israel and was the team host for Kansas State and Arizona on both teams' foreign tour to Israel and UAE.
- With teammate Johni Broome, one of the most formidable front-court duos in the SEC and in the country - a complete unit.

Career Highs	
Pts	12 (3x)
Reb	10
Ast	5 (2x)
Stl	4
Min	29

# TV/RADIO ROSTER CHART



**K.D. JOHNSON**  
G • 6-0 • 190 • Sr.  
Atlanta, Ga.



**ADEN HOLLOWAY**  
G • 6-1 • 178 • Fr.  
Charlotte, N.C.



**JAYLIN WILLIAMS**  
F • 6-8 • 245 • Gr.  
Nahunta, Ga.



**TRE DONALDSON**  
G • 6-3 • 200 • So.  
Tallahassee, Fla.



**JOHNI BROOME**  
F/C • 6-10 • 240 • Jr.  
Plant City, Fla.




**CHRIS MOORE**  
F • 6-6 • 220 • Sr.  
West Memphis, Ark.



**CHAD BAKER-MAZARA**  
G/F • 6-7 • 180 • Jr.  
Santo Domingo, D.R.



**DENVER JONES**  
G • 6-4 • 205 • Jr.  
New Market, Ala.




**CJ WILLIAMS**  
G • 6-2 • 175 • So.  
Fayetteville, Ark.



**PRESLEY PATTERSON**  
G • 5-11 • 180 • So.  
Knoxville, Tenn.



**CARTER SOBERA**  
G • 6-5 • 210 • Sr.  
Birmingham, Ala.



**BLAKE MUSCHALEK**  
G • 6-3 • 178 • Fr.  
Dallas, Texas



**REED TRAPP**  
G • 6-6 • 188 • So.  
Muscle Shoals, Ala.



**ADDARIN SCOTT**  
F • 6-9 • 207 • Jr.  
Dallas, Texas



**LIOR BERMAN**  
G • 6-4 • 210 • Gr.  
Birmingham, Ala.



**CHANAY JOHNSON**  
F • 6-7 • 220 • Jr.  
Alabaster, Ala.



**LUCAS CLANTON**  
G • 6-1 • 175 • Fr.  
Shelbyville, Tenn.



**HASTON ALEXANDER**  
C • 6-10 • 255 • So.  
Tuscumbia, Ala.



**DYLAN CARDWELL**  
C • 6-11 • 255 • Sr.  
Augusta, Ga.



**JALEN HARPER**  
G • 6-2 • 165 • Gr.  
Mableton, Ga.

No.	Name	Pos.	Ht.	Wt.	Cl.	Hometown (Last School)
0	K.D. Johnson	G	6-0	190	Sr.	Atlanta, Ga. (Georgia)
1	Aden Holloway	G	6-1	178	Fr.	Charlotte, N.C. (Prolific Prep)
2	Jaylin Williams	F	6-8	245	Gr.	Nahunta, Ga. (Brantley County HS)
3	Tre Donaldson	G	6-3	200	So.	Tallahassee, Fla. (Florida State Univ. School)
4	Johni Broome	F	6-10	240	Jr.	Plant City, Fla. (Morehead State)
5	Chris Moore	F	6-6	220	Sr.	West Memphis, Ark. (West Memphis HS)
10	Chad Baker-Mazara	G/F	6-7	180	Jr.	Santo Domingo, Dominican Republic (NW Florida State)
12	Denver Jones	G	6-4	205	Jr.	New Market, Ala. (FIU)
13	CJ Williams	G	6-2	175	So.	Fayetteville, Ark. (Fayetteville HS)
14	Presley Patterson	G	5-11	180	So.	Knoxville, Tenn. (Knoxville Catholic HS)
20	Carter Sobera	G	6-5	210	Sr.	Birmingham, Ala. (Mountain Brook HS)
21	Blake Muschalek	G	6-3	178	Fr.	Dallas, Texas (Trinity Christian Academy)
22	Reed Trapp	G	6-6	188	So.	Muscle Shoals, Ala. (Birmingham-Southern College)
23	Addarin Scott	F	6-9	207	Jr.	Dallas, Texas (Navarro College)
24	Lior Berman	G	6-4	210	Gr.	Birmingham, Ala. (Mountain Brook HS)
31	Chaney Johnson	F	6-7	220	Jr.	Alabaster, Ala. (UAH)
33	Lucas Clanton	G	6-1	175	Fr.	Shelbyville, Tenn. (Cascade HS)
42	Haston Alexander	C	6-10	255	So.	Tuscumbia, Ala. (Covenant Christian School)
44	Dylan Cardwell	C	6-11	255	Sr.	Augusta, Ga. (McEachern HS)
55	Jalen Harper	G	6-2	165	Gr.	Mableton, Ga. (Shelton State CC)

**Head Coach:** Bruce Pearl (Boston College '82) - 10th Season

**Associate Head Coach:** Steven Pearl (Tennessee '10) - 10th Season

**Assistant Coach:** Ira Bowman (Penn '96) - Sixth Season

**Assistant Coach:** Corey Williams (Oklahoma State '02) - First Season

**Assistant Coach:** Chad Prewett (Troy State '94) - 10th Season

**Assistant Coach/Offensive Coordinator:** Mike Burgomaster (Miami '16) - Eighth Season

**Director of Player Development:** Marquis Daniels (Auburn '03) - Sixth Season

**Director of Scouting and Recruiting:** Ian Borders (Louisville '07) - Sixth Season

**Director of Sports Performance:** Damon Davis (Western Illinois '03) - 15th Season

**Senior Athletic Trainer:** Clark Pearson (Kentucky '96) - 15th Season

**Executive Assistant to the Head Coach:** Bridget Graba - 13th Season

**Director of Operations:** Maddux Jeffreys (Auburn '20) - Second Season

**Director of Creative Content:** Steven Leonard (Indiana '17) - Second Season

**Chaplain:** Jeremy Napier (West Virginia State '07) - Second Season

**Graduate Assistant:** Geoff Gray (Emerson College '19) - Second Season

**Graduate Assistant:** Bryant Smith - Second Season

## PRONUNCIATION GUIDE

HASTON Alexander	HAY-stun
Chad Baker-MAZARA	MUH-ZARR-UH (like car)
LIOR Berman	LEE-oar
JOHNI Broome	JUH-nye (like dye)
ADEN Holloway	AY-den
Blake MUSCHALEK	MOO-SHUH-lek
ADDARIN Scott	UH-Dare-IN
JAYLIN Williams	JAY-lyn

## WEEKLY SCHEDULE

SUNDAY March 24	MONDAY March 18	TUESDAY March 19	WEDNESDAY March 20	THURSDAY March 21	FRIDAY March 22	SATURDAY March 23
Possible Game Day vs. TBD TBD CT NCAA 2nd Round (Spokane Arena)	Practice at 2:30 p.m. (main floor)	BP Weekly Press Conference at 10:30 a.m. Practice at 11:00 a.m. (main). Team Travel to Spokane, Wash.	Closed Practice	NCAA Press Conferences and Open Practice (Spokane Arena)	Game Day vs. Yale 3:15 p.m. CT NCAA 1st Round (Spokane Arena)	NCAA Press Conferences and Closed Practice (Spokane Arena)

# HEAD COACH BRUCE PEARL



Auburn Head Coach Bruce Pearl is in his 10th season on The Plains.

He has guided the Tigers to 200 wins in 10 seasons, the program's first-ever No. 1 ranking in both national polls and a memorable run to the NCAA Final Four in 2019.

The three-time SEC Coach of the Year's accomplishments also include two Southeastern Conference regular-

season championships, one SEC Tournament championship and four NCAA Tournament berths with the Tigers.

Pearl currently ranks No. 13 among active NCAA Division I coaches in career wins (662) and No. 8 all-time among winningest SEC coaches with 345 career victories at Auburn and Tennessee combined.

During the 2022-23 season, the Tigers continued to make history finishing the season with a 21-13 overall record – the 11th-most wins in program history. Auburn has now turned in 20-win seasons in five of the last six years and is the second-winningest program in the SEC in that span.

Auburn was ranked a program-best 32-consecutive weeks in The Associated Press Top 25 Poll and as high as No. 11 in the country during the season. It was one of 10 schools to be ranked in the AP Top 25 throughout the 2022 calendar year.

For the third-consecutive school year, the Tigers achieved a team GPA of 3.0 or higher and received the NABC Academic Excellence Award under Pearl.

Six Tigers have been drafted into the NBA and developed by Pearl and his coaching staff including All-Americans Jabari Smith (No. 3 overall in 2022) and Walker Kessler selected (No. 22 overall in 2022). Both are currently playing in the league along with Chuma Okeke (No. 16 overall in 2019), Isaac Okoro (No. 5 overall in 2020), JT Thor (No. 37 overall in 2021) and Sharife Cooper (No. 48 overall in 2021).

Pearl's teams have been just as successful off the court as Auburn has had 39 graduates since 2014 – the most in the SEC.

In 29 seasons as a head coach, he has guided his teams to the NCAA Tournament 21 times and a 662-263 (.716) winning record.

Pearl is the only head coach (football or men's basketball) in SEC history to lead two programs to a No. 1 national ranking (Auburn in 2022 and UT in 2008). Additionally, he is just one of three head coaches to take four programs (three at the Division I level) to the Sweet 16, joining Lon Kruger and Eddie Sutton.

Through the Bruce Pearl Family Foundation, he and his wife, Brandy, remain committed to giving back to those in Alabama, providing support to children and families facing challenging and life-altering illnesses through Children's Harbor.

In 2015-16, Pearl started AURLIVE at Auburn to benefit patients in the state of Alabama in the fight against cancer. AURLIVE also raises the awareness of cancer prevention and detection.

A native of Boston, Mass., Pearl graduated cum laude from Boston College in 1982 with a bachelor's degree in business administration. He is the proud father of four children, Jacqui, Steven, Leah and Michael, and enjoys spending time with his grandchildren.

## CAREER HONORS

- 2024 Naismith Coach of the Year Late Season Watch List
- Three-Time SEC Coach of the Year (2006, 2008 and 2022)
- Three-Time Horizon League Coach of the Year (2002, 2003 and 2005)
- Two-Time GLVC Coach of the Year (1993 and 1994)
- 2019 NCAA Final Four appearance
- 2009 Maccabi Games Gold Medalist (Team USA)
- 2008 Adolph Rupp Cup Award recipient
- 2006 Sporting News Coach of the Year
- 1995 NABC Division II Coach of the Year
- 1995 NCAA Division II National Championship

HEAD COACHING RECORD			
Year	School	Record	Postseason
1992-93	Southern Indiana	22-7	NCAA Region 3rd Place
1993-94	Southern Indiana	28-4	NCAA Runner-Up
1994-95	Southern Indiana	29-4	NCAA Champions
1995-96	Southern Indiana	25-4	NCAA Sweet 16
1996-97	Southern Indiana	23-5	NCAA First Round
1997-98	Southern Indiana	27-6	NCAA Sweet 16
1998-99	Southern Indiana	26-6	NCAA Sweet 16
1999-00	Southern Indiana	25-6	NCAA Sweet 16
2000-01	Southern Indiana	26-4	NCAA First Round
<b>Total</b>		<b>231-46</b>	
2001-02	Milwaukee	16-13	-
2002-03	Milwaukee	24-8	NCAA First Round
2003-04	Milwaukee	20-11	NIT First Round
2004-05	Milwaukee	26-6	NCAA Sweet 16
<b>Total</b>		<b>86-38</b>	
2005-06	Tennessee	22-8	NCAA Second Round
2006-07	Tennessee	24-11	NCAA Sweet 16
2007-08	Tennessee	31-5	NCAA Sweet 16
2008-09	Tennessee	21-13	NCAA First Round
2009-10	Tennessee	28-9	NCAA Elite Eight
2010-11	Tennessee	19-15	-
<b>Total</b>		<b>145-61</b>	
2014-15	Auburn	15-20	-
2015-16	Auburn	11-20	-
2016-17	Auburn	6-14 #	-
2017-18	Auburn	26-8	NCAA Second Round
2018-19	Auburn	30-10	NCAA Final Four
2019-20	Auburn	25-6	(Canceled)
2020-21	Auburn	13-14	
2021-22	Auburn	26-6 %	NCAA Second Round
2022-23	Auburn	21-13	NCAA Second Round
2023-24	Auburn	27-7	
<b>Total</b>		<b>200-118</b>	
<b>Career</b>		<b>662-263 (.716)</b>	

# Denotes vacated games by the NCAA during the 2016-17 season  
 % Two wins credited to assistant coaches/then-acting head coaches Wes Flanigan and Steven Pearl during the 2021-22 season

# TOP PERFORMANCES UNDER PEARL AT AUBURN

## MOST POINTS TEAM

- 119, vs. Northwestern State (Nov. 27, 2015)  
119, vs. Winthrop (Nov. 24, 2017)
- 117, vs. Coastal Carolina (Dec. 15, 2016)
- 116, vs. CSUN (Nov. 15, 2019)
- 109, vs. UConn (Nov. 24, 2021)
- 109, at South Carolina (Jan. 23, 2021)

## MOST POINTS INDIVIDUAL

- 34, Bryce Brown vs. Dayton (Dec. 8, 2018)
- 33, Samir Doughty vs. CSUN (Nov. 15, 2019)
- 32, Samir Doughty at Tennessee (Mar. 7, 2020)
- 31, Jabari Smith vs. Vanderbilt (Feb. 16, 2022)  
31, Bryce Brown vs. Norfolk State (Nov. 10, 2017)  
31, Mustapha Heron vs. Winthrop (Nov. 24, 2017)  
31, Jared Harper at UAB (Dec. 15, 2018)
- 30, Johni Broome vs. Virginia Tech (Nov. 29, 2023)**

## MOST REBOUNDS TEAM

- 66, vs. Mississippi College (Nov. 14, 2018)
- 60, at Arkansas [OT] (Feb. 8, 2022)  
60, vs. Alabama (Feb. 12, 2020)
- 56, vs. Saint Joseph's (Nov. 26, 2020)
- 53, vs. Winthrop (Nov. 15, 2022)

## MOST REBOUNDS INDIVIDUAL

- 19, Walker Kessler at Arkansas [OT] (Feb. 8, 2022)  
19, Cinmeon Bowers at Middle Tennessee (Dec. 12, 2015)
- 18, Johni Broome vs. Georgia (Feb. 1, 2023)  
18, Cinmeon Bowers vs. Alabama (Jan. 19, 2016)  
18, Cinmeon Bowers vs. Ole Miss (Feb. 20, 2016)
- 17, Cinmeon Bowers vs. Milwaukee (Nov. 14, 2014)  
17, Cinmeon Bowers vs. Winthrop (Dec. 17, 2014)  
17, Cinmeon Bowers vs. Mississippi State (Jan. 21, 2015)  
17, Horace Spencer vs. Mississippi College (Nov. 14, 2018)  
17, Austin Wiley vs. Alabama (Feb. 12, 2020)

## MOST 3-POINTERS TEAM

- 22, vs. South Alabama (Dec. 4, 2020)
- 21, vs. Coastal Carolina (Dec. 15, 2016)
- 18, vs. South Alabama (Nov. 6, 2018)  
18, vs. LSU (Feb. 8, 2020)
- 17, vs. Northwestern State (Nov. 27, 2015)  
17, vs. Vanderbilt (Feb. 3, 2018)  
17, vs. Arkansas (Feb. 20, 2019)  
17, vs. North Carolina (Mar. 29, 2019)  
17, vs. CSUN (Nov. 15, 2019)

## MOST 3-POINTERS INDIVIDUAL

- 9, Bryce Brown at Arkansas (Feb. 17, 2016)
- 8, Kareem Canty at Middle Tennessee (Dec. 12, 2015)  
8, Bryce Brown vs. South Carolina (Mar. 3, 2018)  
8, Samir Doughty at Tennessee (Mar. 7, 2020)
- 7, Denver Jones vs. Georgia (Mar. 9, 2024)**  
7, Jabari Smith vs. Vanderbilt (Feb. 16, 2022)  
7, KT Harrell vs. Coastal Carolina (Dec. 5, 2014)  
7, Bryce Brown at Ole Miss (Jan. 9, 2019)  
7, Bryce Brown vs. Kansas (Mar. 23, 2019)  
7, Justin Powell vs. South Alabama (Dec. 4, 2020)

## MOST FT MADE TEAM

- 40, vs. Alabama (Feb. 7, 2024)**
- 36, vs. Missouri (Jan. 26, 2021)
- 33, vs. UConn (Nov. 24, 2021)  
33, vs. Kentucky (Feb. 1, 2020)
- 31, vs. Arkansas (Feb. 10, 2015)  
31, at Arkansas - Feb. 27, 2018)

## MOST FT MADE INDIVIDUAL

- 18, Sharife Cooper vs. Missouri (Jan. 26, 2021)
- 15, KT Harrell vs. Georgia (Mar. 3, 2015)  
15, Jared Harper at UAB (Dec. 15, 2018)
- 14, Jared Harper vs. Ole Miss (Jan. 7, 2017)  
14, Samir Doughty vs. Kentucky (Feb. 1, 2020)
- 12, Jabari Smith vs. UConn (Nov. 24, 2001)  
12, Desean Murray vs. Ole Miss (Jan. 9, 2018)  
12, Jared Harper vs. South Carolina (Mar. 15, 2019)

## MOST FT ATTEMPTED TEAM

- 50, vs. Alabama (Feb. 7, 2024)**  
46, at Missouri (Feb. 15, 2020)
- 44, vs. Kentucky (Feb. 1, 2020)  
44, vs. Missouri (Jan. 26, 2021)
- 43, vs. Saint Joseph's (Nov. 26, 2020)

## MOST FT ATTEMPTED INDIVIDUAL

- 21, Sharife Cooper vs. Missouri (Jan. 26, 2021)
- 18, Cinmeon Bowers vs. Missouri (Jan. 10, 2015)  
18, KT Harrell vs. LSU (Mar. 13, 2015)  
18, Austin Wiley vs. Alabama (Jan. 21, 2017)
- 17, Jared Harper vs. Ole Miss (Jan. 7, 2017)
- 16, Johni Broome vs. Houston (March 18, 2023)  
16, K.D. Johnson vs. UConn (Nov. 24, 2021)  
16, Cinmeon Bowers vs. LSU (Feb. 2, 2016)  
16, Jared Harper at UAB (Dec. 15, 2018)

## MOST ASSISTS TEAM

- 29, vs. Georgia (Mar. 9, 2024)**
- 27, vs. CSUN (Nov. 15, 2019)
- 26, vs. Nebraska (Dec. 11, 2021)
- 25, at Ole Miss (Feb. 3, 2024)**  
**25, vs. Indiana (Dec. 9, 2023)**  
25, vs. Saint Peter's (Nov. 28, 2018)
- 24, vs. South Alabama (Nov. 6, 2018)  
24, vs. South Alabama (Dec. 4, 2020)

## MOST ASSISTS INDIVIDUAL

- 16, J'Von McCormick vs. CSUN (Nov. 15, 2019)
- 14, Jared Harper vs. Vanderbilt (Feb. 3, 2018)
- 13, Jared Harper vs. South Alabama (Nov. 6, 2018)
- 13, Jared Harper vs. North Carolina (Mar. 29, 2019)
- 12, Wendell Green Jr. at South Carolina (Jan. 21, 2023)

## MOST STEALS TEAM

- 20, vs. North Florida (Dec. 29, 2018)
- 18, vs. Tennessee (Feb. 22, 2020)
- 16, vs. Nebraska (Dec. 11, 2021)  
16, vs. Saint Peter's (Nov. 28, 2018)
- 15, vs. LSU (Jan. 13, 2024)**

## MOST STEALS INDIVIDUAL

- 5, Chad Baker-Mazara vs. LSU (Jan. 13, 2024)**  
5, Wendell Green Jr. at Mississippi State (March 2, 2022)  
5, Walker Kessler vs. Nebraska (Dec. 11, 2021)  
5, Zep Jasper vs. Nebraska (Dec. 11, 2021)  
5, K.D. Johnson vs. Syracuse (Nov. 26, 2021)  
5, K.D. Johnson vs. UConn (Nov. 24, 2021)  
5, K.C. Ross-Miller vs. Oregon State (Nov. 26, 2014)  
5, K.C. Ross-Miller vs. Middle Tennessee (Dec. 29, 2014)  
5, Antoine Mason at LSU (Feb. 5, 2015)  
5, Malik Dunbar vs. UNC Asheville (Dec. 4, 2018)  
5, Chuma Okeke vs. Murray State (Dec. 22, 2018)  
5, Chuma Okeke vs. North Florida (Dec. 29, 2018)  
5, J'Von McCormick vs. Tennessee (Feb. 22, 2020)

## MOST BLOCKS TEAM

- 14, vs. Texas A&M (Feb. 12, 2022)  
14, vs. Yale (Dec. 4, 2021)  
14, vs. LSU (Dec. 29, 2021)  
14, at Georgia (Jan. 13, 2021)  
14, vs. Missouri (Jan. 26, 2021)

## MOST BLOCKS INDIVIDUAL

- 12, Walker Kessler vs. Texas A&M (Feb. 12, 2022)
- 11, Walker Kessler vs. LSU (Dec. 29, 2021)
- 9, Walker Kessler vs. Jacksonville State (Mar. 18, 2022)
- 8, Johni Broome vs. Saint Louis (Nov. 27, 2022)  
8, Walker Kessler vs. Ole Miss (Feb. 23, 2022)  
8, Walker Kessler vs. Alabama (Feb. 1, 2022)

ASSOCIATED PRESS POLL

RK	TEAM	RECORD	PTS
1	UConn (61)	31-3	1549
2	Houston (1)	30-4	1460
3	Purdue	29-4	1436
4	Iowa State	27-7	1342
5	North Carolina	27-7	1325
6	Tennessee	24-8	1158
7	<b>Auburn</b>	<b>27-7</b>	<b>1096</b>
8	Marquette	25-9	1082
9	Arizona	25-8	1080
10	Illinois	26-8	1040
11	Creighton	23-9	920
12	Kentucky	23-9	866
13	Duke	24-8	834
14	Baylor	23-10	806
15	Saint Mary's	26-7	568
16	South Carolina	26-7	527
17	Kansas	22-10	445
18	Gonzaga	25-7	413
19	Alabama	21-11	380
20	Utah State	27-6	346
21	BYU	23-10	310
22	Texas Tech	23-10	205
23	Wisconsin	22-13	175
24	San Diego State	24-10	158
25	Washington St.	24-9	138

Others receiving votes: New Mexico 134, Florida 120, Nevada 51, NC State 36, James Madison 31, Dayton 27, Drake 26, Oregon 12, Colorado 10, Texas 7, Nebraska 7, McNeese 6, Boise State 6, Mississippi State 5, Clemson 5, South Florida 3, Colorado State 3, Florida Atlantic 2

COACHES POLL

RK	TEAM	RECORD	PTS
1	UConn (32)	31-3	800
2	Houston	30-4	752
3	Purdue	29-4	740
4	Iowa State	27-7	697
5	North Carolina	27-7	672
6	Tennessee	24-8	595
7	<b>Auburn</b>	<b>27-7</b>	<b>573</b>
8	Marquette	25-9	560
9	Arizona	25-8	544
10	Illinois	26-8	508
11	Creighton	23-9	506
12	Kentucky	23-9	415
13	Baylor	23-10	411
14	Duke	24-8	400
15	Saint Mary's	26-7	297
16	Gonzaga	25-7	220
17	South Carolina	26-7	218
18	Alabama	21-11	197
19	Utah State	27-6	193
20	Kansas	22-10	188
21	BYU	23-10	182
22	Texas Tech	23-10	134
23	Florida	24-11	130
24	Wisconsin	22-13	110
25	San Diego State	24-10	74

Others receiving votes: New Mexico 68, Washington State 63, Dayton 30, James Madison 30, Nevada 29, Drake 29, Nebraska 12, NC State 11, Colorado 4, Indiana State 2, Boise State 2, McNeese 1, Grand Canyon 1, Pittsburgh 1, Michigan State 1

LAST TIME TEAM

Defeated a ranked team at home \_\_\_\_\_ vs. **#11 South Carolina (2/14/24)**  
 Defeated a ranked team on the road \_\_\_\_\_ at #24 Alabama (1/11/22)  
 Defeated a ranked team at a neutral site \_\_\_\_\_ vs. **#15 South Carolina (3/15/23)**  
 Defeated a top-10 team at home \_\_\_\_\_ vs. #5 Tennessee (3/9/19)  
 Defeated a top-10 team on the road \_\_\_\_\_ at #8 Arkansas (1/23/93)  
 Defeated a top-10 team at a neutral site \_\_\_\_\_ vs. #7 Kentucky (3/31/19)  
 Won in overtime \_\_\_\_\_ at Mississippi State, 81-68 (OT) (3/2/22)  
 Lost in overtime \_\_\_\_\_ at #2 Alabama, 90-85 (OT) (3/1/23)  
 Won in double overtime \_\_\_\_\_ at Ole Miss, 83-82 (2OT) (1/28/20)  
 Lost in double overtime \_\_\_\_\_ vs. #22 UConn, 115-109 (2OT) (11/24/21)  
 Played back-to-back overtime games \_\_\_\_\_ at Arkansas, W 79-76 (OT) (2/5/20)  
 \_\_\_\_\_ vs. LSU, W 91-90 (OT) (2/8/20)  
 \_\_\_\_\_ vs. Alabama, W 95-91 (OT) (2/12/20)  
 Played in three-straight overtime games \_\_\_\_\_ at Arkansas, W 79-76 (OT) (2/5/20)  
 \_\_\_\_\_ vs. LSU, W 91-90 (OT) (2/8/20)  
 \_\_\_\_\_ vs. Alabama, W 95-91 (OT) (2/12/20)  
 Played at least three overtimes \_\_\_\_\_ vs. Georgia (SECT) (3/1/79)  
**Shot 70% for a half \_\_\_\_\_ 76.0% (19-25) at Missouri (2nd) (3/5/24)**  
**Shot 70% for a half (SEC) \_\_\_\_\_ 76.0% (19-25) at Missouri (2nd) (3/5/24)**  
**Shot 60% for a game \_\_\_\_\_ 62.1% (36-58) at Georgia (2/24/24)**  
**Shot 60% for a game (SEC) \_\_\_\_\_ 62.1% (36-58) at Georgia (2/24/24)**  
 Shot less than 30% for game \_\_\_\_\_ 23.6% (13-55) at Tennessee (2/4/23)  
 Shot 100% from the FT line \_\_\_\_\_ 100% (6-6) vs. Long Beach State (12/23/11)  
**Shot 60% from 3-point line \_\_\_\_\_ 60.0% (12-20) vs. #11 South Carolina (2/14/24)**  
**Shot less than 30% in half \_\_\_\_\_ 28.1% (9-32) vs. #22 Kentucky (2/17/24)**  
 Shot less than 20% in half \_\_\_\_\_ 16.7% (4-24) vs. #2 Houston (2nd) (3/18/23)  
 Shot less than 10% in a half \_\_\_\_\_ 8.3% (2-24) vs. LSU (1st) (1/8/11)  
**Attempted 50 free throws \_\_\_\_\_ 50 vs. #16 Alabama (2/7/24)**  
 Attempted 40 free throws \_\_\_\_\_ 41 vs. #22 UConn (11/24/21)  
 Attempted 30 free throws in half \_\_\_\_\_ 30 vs. #12 Missouri (2nd) (1/26/21)  
**Made 40 free throws \_\_\_\_\_ 40 vs. #16 Alabama (2/7/24) \*new school record\***  
 Made 30 free throws \_\_\_\_\_ 33 vs. #22 UConn (11/24/21)  
**Made 30 free throws (SEC) \_\_\_\_\_ 40 vs. #16 Alabama (2/7/24) \*new school record\***  
**Made at least 10 3-point field goals \_\_\_\_\_ 11 vs. Georgia (3/9/24)**  
 Made at least 15 3-point field goals \_\_\_\_\_ 15 vs. Arkansas (12/30/20)  
 Failed to make 3-point field goal \_\_\_\_\_ vs. Kentucky (0-15) (1/19/13)  
 Had at least 60 rebounds \_\_\_\_\_ 60 at Arkansas [OT] (2/8/22)  
 Had at least 50 rebounds \_\_\_\_\_ 53 vs. Winthrop (11/15/22)  
 Had less than 20 rebounds \_\_\_\_\_ 19 vs. Arkansas (3/9/23)  
**Had at least 25 assists \_\_\_\_\_ 29 vs. Georgia (3/9/24)**  
**Had at least 20 assists \_\_\_\_\_ 20 at #4 Tennessee (2/28/24)**  
**Had at least 15 steals \_\_\_\_\_ 15 vs. LSU (1/13/24)**  
**Had at least 10 blocks \_\_\_\_\_ 10 vs. Florida (3/17/24)**  
 Had at least 15 blocks \_\_\_\_\_ 17 vs. Nicholls State (11/25/11)  
 Failed to make a blocked shot \_\_\_\_\_ 0 at #2 Alabama (3/1/23)  
 Had at least 25 lead changes \_\_\_\_\_ 27 at Arkansas (1/16/13)  
**Scored 50 points in a half \_\_\_\_\_ 57 at Missouri (2nd) (3/5/24)**  
**Scored 50 points in a half (SEC) \_\_\_\_\_ 57 at Missouri (2nd) (3/5/24)**  
 Scored 60 points in a half \_\_\_\_\_ 66 vs. CSUN (1st) (11/15/19)  
 Scored 60 points in a half (SEC) \_\_\_\_\_ 64 at Tennessee (2nd) (2/15/06)  
 Scored 70 points in a half \_\_\_\_\_ 72 vs. Northwestern State (2nd) (11/27/15)  
**Scored 100 points \_\_\_\_\_ 101 at Missouri (3/5/24)**  
**Scored 100 points (SEC) \_\_\_\_\_ 101 at Missouri (3/5/24)**  
 Scored under 20 points in 1st half \_\_\_\_\_ 19 at Tennessee (2/4/23),  
 \_\_\_\_\_ vs. Northwestern (11/23/22), vs. Clemson (3/18/18)  
 Scored under 20 points in 2nd half \_\_\_\_\_ 14 vs. Tulsa (11/24/14)  
 Scored under 10 points in a half \_\_\_\_\_ 6 vs. LSU (1st) (1/8/11)  
 Scored 35 or under points in a game \_\_\_\_\_ 35 vs. Tulsa (11/24/14)  
 Scored under 50 points in game \_\_\_\_\_ 43 at Tennessee (2/4/23),  
 \_\_\_\_\_ vs. Northwestern (11/23/22)  
 Scored under 50 points in game (SEC) \_\_\_\_\_ 43 at Tennessee (2/4/23)

# LAST TIME INDIVIDUAL

Scored at least 30 points	<b>Johni Broome (30) vs. Virginia Tech (11/29/23)</b>
Scored at least 35 points	Toney Douglas (38) vs. Nicholls State (11/24/04)
Scored at least 40 points	Wesley Person (44) vs. UAB (12/16/93)
Had two players with at least 20 points	<b>Jaylin Williams (23) and Johni Broome (21) vs. #11 South Carolina (2/14/24)</b>
Had three players with at least 20 points	Samir Doughty (26), J'Von McCormick (23), Devan Cambridge (21) vs. LSU (2/8/20)
Had two players with 25 points	Bryce Brown (26), Jared Harper (25) vs. Xavier (OT) (11/19/18)
Had two players with 25 points (SEC)	Chris Denson (30), KT Harrell (26) vs. Mississippi State (2/14/14)
Scored 20 points in a half	Jabari Smith (20, 2nd) at Florida (2/19/22)
Scored 20 points in 1st half	Bryce Brown (20) at Texas A&M (1/16/19)
Scored 20 points in 2nd half	Jabari Smith (20, 2nd) at Florida (2/19/22)
Scored 25 points in a half	Bryce Brown (25, 2nd) vs. Kentucky (1/19/19)
A player had back-to-back 20-point games	<b>Jaylin Williams (20) vs. Alabama State (12/22/23); (21) vs. Chattanooga (12/30/23)</b>
A player three consecutive 20-point games	Jabari Smith (27) at Tennessee (2/26/22); (27) at Mississippi State [OT] (3/2/22); vs. South Carolina (3/5/22)
A player had back-to-back 20-point SEC games	Johni Broome (20) vs. Missouri (2/14/23); (20) at Vanderbilt (2/18/23)
A player had back-to-back 25-point SEC games	Jabari Smith (27) at Tennessee (2/26/22); (27) at Mississippi State [OT] (3/2/22)
A player had three straight 25-point SEC games	Chris Denson (29) at LSU (2/8/14); (26) vs. Kentucky (2/12/14); (30) vs. Mississippi State (2/15/14)
A player had four straight 25-point SEC games	Chris Denson (25) at South Carolina (2/5/14); (29) at LSU (2/8/14); (26) vs. Kentucky (2/12/14); (30) vs. Mississippi State (2/15/14)
A player had five straight 25-point SEC games	Keenan Carpenter (44) vs. LSU (1/8/89); (28) vs. Mississippi State (2/11/89); (33) at Florida (2/15/89); (32) at Ole Miss (2/18/89); (29) vs. Kentucky (2/20/89)
A player had back-to-back 20-point games off the bench	Jamal Johnson (21) at Arkansas (12/30/20); (20) at Texas A&M (1/2/21)
Zero players scored in double figures	at Vanderbilt (1/7/12)
Only one player scored in double figures	Jamal Johnson (18) at UCF (11/30/20)
Five players scored in double figures	<b>Jaylin Williams (13), Johni Broome (10), Chad Baker-Mazara (14), Denver Jones (13) and Tre Donaldson (10) vs. Mississippi State (3/16/24)</b>
Five players scored in double figures (SEC)	<b>Jaylin Williams (15), Johni Broome (17), Chad Baker-Mazara (15), Denver Jones (10) and Dylan Cardwell (12) at Missouri (3/5/24)</b>
All five starters scored in double figures	Allen Flanigan (23), Devan Cambridge (15), Jamal Johnson (14), Jaylin Williams (13), JT Thor (10) vs. Tennessee (2/27/21)
Six players scored in double figures	<b>J. Williams (24), A. Holloway (24), K. Johnson (14), D. Jones (12), C. Baker-Mazara (11) and T. Donaldson (10) vs. Indiana (12/9/23)</b>
Six players scored in double figures (SEC)	J. Smith (12), W. Kessler (15), K.D. Johnson (12), A. Flanigan (10), W. Green Jr. (12), J. Williams (13) vs. Georgia (1/19/22)
Had at least 15 rebounds	Johni Broome (18) vs. Georgia (2/1/23)
Had at least 15 rebounds (SEC)	Johni Broome (18) vs. Georgia (2/1/23)
Had at least 20 rebounds	Kelvin Ardister (20) vs. Tennessee (1/4/89)
Had at least 25 rebounds	Rex Frederick (25) at Ole Miss (1/6/58)
Had at least 20 pts & 20 reb	Kelvin Ardister (22 pts, 20 reb) vs. Tennessee (1/4/89)
Had at least 30 pts & 10 reb	<b>Johni Broome (30 pts, 13 reb) vs. Virginia Tech (11/29/23)</b>
Had two players with at least 10 rebounds	<b>Johni Broome (14) and Jaylin Williams (11) at Alabama (1/24/24)</b>
Had at least three players with 10 rebounds	Korvotney Barber (13), Quantez Robertson (10), Lucas Hargrove (10) at Virginia (12/20/08)
Had a double-double	<b>Johni Broome (19 pts, 11 reb) vs. Florida (3/17/24)</b>
Had a double-double before halftime	Johni Broome (13 pts, 12 reb) vs. Georgia (2/1/23)
Had two straight double-doubles	<b>Johni Broome (14 pts, 11 reb) vs. #22 Kentucky (2/17/24); (16 pts, 13 reb) at Georgia (2/24/24)</b>
Had three straight double-doubles	Johni Broome (14 pts, 11 reb) vs. Florida (12/28/22); (22 pts, 12 reb) at Georgia (1/4/23); (10 pts, 10 reb) vs. Arkansas (1/7/23)
Had four straight double-doubles	Johni Broome (14 pts, 11 reb) vs. Florida (12/28/22); (22 pts, 12 reb) at Georgia (1/4/23); (10 pts, 10 reb) vs. Arkansas (1/7/23); (19 pts, 11 reb) at Ole Miss (1/10/23)
Had five straight double-doubles	Jeff Moore (26 pts, 11 reb) vs. Ole Miss (3/2/88); (20 pts, 11 reb) at LSU (3/5/88); (22 pts, 11 reb) vs. Georgia (3/11/88); (13 pts, 13 reb) vs. Bradley (3/17/88); (22 pts, 11 reb) vs. Oklahoma (3/19/88)
Had two players with a double-double	Johni Broome (19 pts, 12 reb); Allen Flanigan (10 pts, 10 reb) vs. Iowa (3/16/23)
Had a double-double with points and assists	Wendell Green Jr. (16 pts, 12 ast) at South Carolina (1/21/23)
Had a triple-double	Walker Kessler (12 pts, 11 reb, 12 blks) vs. Texas A&M (2/12/22)
Had 10 assists	Wendell Green Jr. (12) at South Carolina (1/21/23)
Had 15 assists	J'Von McCormick (16) vs. CSUN (11/15/19)
Had two players with at least five blocks	Devan Cambridge (5) and Jaylin Williams (5) at Georgia (1/13/21)
Had 10 blocks	Walker Kessler (11) vs. LSU (12/29/21)
Had five steals	<b>Chad Baker-Mazara (5) vs. LSU (1/13/24)</b>
Had five steals (SEC)	<b>Chad Baker-Mazara (5) vs. LSU (1/13/24)</b>
Made 30-straight free throws	Wendell Green Jr. (34) (2/22/23-3/16/23)
Hit buzzer-beater shot to win a game	T.J. Dunans vs. Mercer (3-pt FG, 76-74) (12/18/16)
Played more than 40 minutes	Samir Doughty (41) vs. Alabama (OT) (2/12/20)

# AUBURN NCAA TOURNAMENT HISTORY

## 1984 | NO. 5 SEED | EAST REGION

Date	Opponent	Location	Result
Feb. 24	Richmond (No. 12 Seed)	Charlotte, N.C.	L, 71-72

## 1985 | NO. 11 SEED | SOUTHEAST REGION

Date	Opponent	Location	Result
March 14	Purdue (No. 6 Seed)	South Bend, Ind.	W, 59-58
March 16	Kansas (No. 3 Seed)	South Bend, Ind.	W, 66-64
March 22	North Carolina (No. 2 Seed)	Birmingham, Ala.	L, 56-62

## 1986 | NO. 8 SEED | WEST REGION

Date	Opponent	Location	Result
March 14	Arizona (No. 9 Seed)	Long Beach, Calif.	W, 73-63
March 16	St. John's (No. 1 Seed)	Long Beach, Calif.	W, 81-65
March 20	UNLV (No. 4 Seed)	Houston, Texas	W, 70-63
March 22	Louisville (No. 2 Seed)	Houston, Texas	L, 76-84

## 1987 | NO. 8 SEED | MIDWEST REGION

Date	Opponent	Location	Result
March 12	San Diego (No. 9 Seed)	Indianapolis, Ind.	W, 62-61
March 14	Indiana (No. 1 Seed)	Indianapolis, Ind.	L, 90-107

## 1988 | NO. 8 SEED | SOUTHEAST REGION

Date	Opponent	Location	Result
March 17	Bradley (No. 9 Seed)	Atlanta, Ga.	W, 90-86
March 19	Oklahoma (No. 1 Seed)	Atlanta, Ga.	L, 87-107

## 1999 | NO. 1 SEED | SOUTH REGION

Date	Opponent	Location	Result
March 11	Winthrop (No. 16 Seed)	Indianapolis, Ind.	W, 80-41
March 13	Oklahoma State (No. 9 Seed)	Indianapolis, Ind.	W, 81-74
March 18	Ohio State (No. 4 Seed)	Knoxville, Tenn.	L, 64-72

## 2000 | NO. 7 SEED | MIDWEST REGION

Date	Opponent	Location	Result
March 16	Creighton (No. 10 Seed)	Minneapolis, Minn.	W, 72-69
March 17	Iowa State (No. 2 Seed)	Minneapolis, Minn.	L, 60-79

## 2003 | NO. 10 SEED | EAST REGION

Date	Opponent	Location	Result
March 21	Saint Joseph's (No. 7 Seed)	Tampa, Fla.	W, 65-63 (OT)
March 23	Wake Forest (No. 2 Seed)	Tampa, Fla.	W, 68-62
March 28	Syracuse (No. 3 Seed)	Albany, N.Y.	L, 78-79

## 2018 | NO. 4 SEED | MIDWEST REGION

Date	Opponent	Location	Result
March 16	College of Charleston (No. 13 Seed)	San Diego, Calif.	W, 62-58
March 18	Clemson (No. 5 Seed)	San Diego, Calif.	L, 53-84

## 2019 | NO. 5 SEED | MIDWEST REGION

Date	Opponent	Location	Result
March 21	New Mexico State (No. 12 Seed)	Salt Lake City, Utah	W, 78-77
March 23	Kansas (No. 4 Seed)	Salt Lake City, Utah	W, 89-75
March 29	North Carolina (No. 1 Seed)	Kansas City, Mo.	W, 97-80
March 31	Kentucky (No. 2 Seed)	Kansas City, Mo.	W, 77-71 (OT)
April 6	Virginia (No. 1 Seed)	Minneapolis, Minn.	L, 62-63

## 2022 | NO. 2 SEED | MIDWEST REGION

Date	Opponent	Location	Result
March 18	Jacksonville State (No. 15 Seed)	Greenville, S.C.	W, 80-61
March 20	Miami, Fla. (No. 10 Seed)	Greenville, S.C.	L, 61-79

## 2023 | NO. 9 SEED | MIDWEST REGION

Date	Opponent	Location	Result
March 16	Iowa (No. 8 Seed)	Birmingham, Ala.	W, 83-75
March 18	Houston (No. 1 Seed)	Birmingham, Ala.	L, 65-81

## AUBURN RECORD BY SEED AND VS. SEED

Overall	19-12	Overall	19-12
As 1 seed	2-1	vs. 1 seed	2-4
As 2 seed	1-1	vs. 2 seed	2-3
As 3 seed	0-0	vs. 3 seed	1-1
As 4 seed	1-1	vs. 4 seed	2-1
As 5 seed	4-2	vs. 5 seed	0-1
As 6 seed	0-0	vs. 6 seed	1-0
As 7 seed	1-1	vs. 7 seed	1-0
As 8 seed	5-3	vs. 8 seed	1-0
As 9 seed	1-1	vs. 9 seed	4-0
As 10 seed	2-1	vs. 10 seed	1-1
As 11 seed	2-1	vs. 11 seed	0-0
As 12 seed	0-0	vs. 12 seed	1-1
As 13 seed	0-0	vs. 13 seed	1-0
As 14 seed	0-0	vs. 14 seed	0-0
As 15 seed	0-0	vs. 15 seed	1-0
As 16 seed	0-0	vs. 16 seed	1-0

## AUBURN'S RECORD VS. OPPONENTS

Arizona	1-0	North Carolina	1-1
Bradley	1-0	Ohio State	0-1
College of Charleston	1-0	Oklahoma	0-1
Clemson	0-1	Oklahoma State	1-0
Creighton	1-0	Purdue	1-0
Houston	0-1	Richmond	0-1
Indiana	0-1	St. John's	1-0
Iowa	1-0	Saint Joseph's	1-0
Iowa State	0-1	San Diego	1-0
Jacksonville State	1-0	Syracuse	0-1
Kansas	2-0	UNLV	1-0
Kentucky	1-0	Virginia	0-1
Louisville	0-1	Wake Forest	1-0
Miami (Fla.)	0-1	Winthrop	1-0
New Mexico State	1-0		

## AUBURN IN MARCH MADNESS BY REGION

Region	App.	Games	Record	Season(s)
East	2	4	2-2	1984, 2003
Midwest	6	15	9-6	1987, 2000, '18, '19, '22, '23
South	1	3	2-1	1999
Southeast	2	5	3-2	1985, 1988
West	1	4	3-1	1986

## AUBURN COACHES IN NCAA TOURNAMENT

Coach	App.	Record	Sweet Elite Final			Season(s)
			16	8	4	
Bruce Pearl	4	7-4	1	1	1	2018, '19, '22, '23
Cliff Ellis	3	5-3	2	--	--	1999, 2000, '03
Sonny Smith	5	7-5	2	1	--	1984, '85, '86, '87, '88



# AUBURN NCAA TOURNAMENT GAME RECORDS

## INDIVIDUAL RECORDS

### POINTS

Player	Pts	Opponent	Date	Location	Round
1. Chris Morris	36	Bradley	3/17/1988	Atlanta, GA	First
2. Mike Jones	30	Indiana	3/14/1987	Indianapolis, IN	Second
3. Scott Pohlman	28	Oklahoma St.	3/13/1999	Indianapolis, IN	Second
4. Jared Harper	26	Kentucky (OT)	3/31/2019	Kansas City, MO	Elite 8
Marquis Daniels	27	Syracuse	3/28/2003	Albany, NY	Sweet 16
Chuck Person	27	St. John's	3/16/1986	Long Beach, CA	Second
7. Bryce Brown	25	Kansas	3/23/2019	Salt Lake City, UT	Second
Marquis Daniels	25	St. Joseph's	3/21/2003	Tampa, FL	First
Chuck Person	25	UNLV	3/20/1986	Houston, TX	Sweet 16
10. Bryce Brown	24	Kentucky (OT)	3/31/2019	Kansas City, MO	Elite 8
Jeff Moore	24	Indiana	3/14/1987	Indianapolis, IN	Second
Mike Jones	24	San Diego	3/12/1987	Indianapolis, IN	First
13. Chuck Person	23	Louisville	3/22/1986	Houston, TX	Elite 8
Frank Ford	23	Kansas	3/16/1985	South Bend, IN	Second
Charles Barkley	23	Richmond	3/15/1984	Charlotte, NC	First

### REBOUNDS

Player	Reb	Opponent	Date	Location	Round
1. Charles Barkley	17	Richmond	3/15/1984	Charlotte, NC	First
2. Chuck Person	15	St. John's	3/16/1986	Long Beach, CA	Second
Jabari Smith	15	Miami (Fla.)	3/20/2022	Greenville, SC	Second
4. Jabari Smith	14	Jacksonville St.	3/18/2022	Greenville, SC	First
5. Jeff Moore	14	San Diego	3/12/1987	Indianapolis, IN	First
6. Jeff Moore	13	Bradley	3/17/1988	Atlanta, GA	First
7. Johni Broome	12	Iowa	3/16/2023	Birmingham, AL	First
Anfernee McLemore	12	Virginia	4/6/2019	Minneapolis, MN	Final 4
Chris Morris	12	Bradley	3/17/1988	Atlanta, GA	First
Jeff Moore	12	Arizona	3/14/1986	Long Beach, CA	First
Chuck Person	12	North Carolina	3/22/1985	Birmingham, AL	Sweet 16
12. Chuma Okeke	11	North Carolina	3/29/2019	Kansas City, MO	Sweet 16
Mamadou N'diaye	11	Creighton	3/16/2000	Minneapolis, MN	First
Chris Porter	11	Ohio State	3/18/1999	Knoxville, TN	Sweet 16
Mamadou N'diaye	11	Ohio State	3/18/1999	Knoxville, TN	Sweet 16
Jeff Moore	11	Oklahoma	3/19/1988	Atlanta, GA	Second
Chris Morris	11	San Diego	3/12/1987	Indianapolis, IN	First
Chuck Person	11	UNLV	3/20/1986	Houston, TX	Sweet 16

### ASSISTS

Player	Ast	Opponent	Date	Location	Round
1. Jared Harper	11	North Carolina	3/29/2019	Kansas City, MO	Sweet 16
2. Gerald White	10	Indiana	3/14/1987	Indianapolis, IN	Second
Gerald White	10	UNLV	3/20/1986	Houston, TX	Sweet 16
4. Gerald White	9	Louisville	3/22/1986	Houston, TX	Elite 8
Gerald White	9	St. John's	3/16/1986	Long Beach, CA	Second
6. Terrance Howard	8	Oklahoma	3/19/1988	Atlanta, GA	Second
7. K.D. Johnson	7	Jacksonville St.	3/18/2022	Greenville, SC	First
Johnny Lynn	7	Bradley	3/17/1988	Atlanta, GA	First
9. Wendell Green Jr.	6	Jacksonville St.	3/18/2022	Greenville, SC	First
Jared Harper	6	Kansas	3/23/2019	Salt Lake City, UT	Second
Doc Robinson	6	Creighton	3/16/2000	Minneapolis, MN	First
Doc Robinson	6	Ohio State	3/18/1999	Knoxville, TN	Sweet 16
Gerald White	6	Arizona	3/14/1986	Long Beach, CA	First

### STEALS

Player	Stl	Opponent	Date	Location	Round
1. Frank Ford	5	UNLV	3/20/1986	Houston, TX	Sweet 16
2. Chuma Okeke	4	Kansas	3/23/2019	Salt Lake City, UT	Second
Chris Porter	4	Winthrop	3/11/1999	Indianapolis, IN	First
Jay Heard	4	Winthrop	3/11/1999	Indianapolis, IN	First
Gerald White	4	St. John's	3/16/1986	Long Beach, CA	Second
Chris Morris	4	Louisville	3/22/1986	Houston, TX	Elite 8
7. 9 times	3	most recent occurrences:			
Wendell Green Jr.	3	Iowa	3/16/2023	Birmingham, AL	Second
Jared Haper	3	Kentucky (OT)	3/31/2019	Kansas City, MO	Elite 8
Bryce Brown	3	Kentucky (OT)	3/31/2019	Kansas City, MO	Elite 8
Chuma Okeke	3	New Mexico St.	3/21/2019	Salt Lake City, UT	First

### BLOCKS

Player	Bks	Opponent	Date	Location	Round
1. Walker Kessler	9	Jacksonville St.	3/18/2022	Greenville, SC	First
2. Johni Broome	5	Iowa	3/16/2023	Birmingham, AL	First
3. Kyle Davis	4	Syracuse	3/28/2003	Albany, NY	Sweet 16
Kyle Davis	4	Wake Forest	3/23/2003	Tampa, FL	Second
Kyle Davis	4	St. Joseph's	3/21/2003	Tampa, FL	First
6. Jabari Smith	3	Miami (Fla.)	3/20/2022	Greenville, SC	Second
Horace Spencer	3	North Carolina	3/29/2019	Kansas City, MO	Sweet 16
Mamadou N'diaye	3	Creighton	3/16/2000	Minneapolis, MN	First
Mamadou N'diaye	3	Ohio State	3/18/1999	Knoxville, TN	Sweet 16
Chris Morris	3	Oklahoma	3/19/1988	Atlanta, GA	Second
Chris Morris	3	Bradley	3/17/1988	Atlanta, GA	First

### FIELD GOALS MADE

Player	FGM	Opponent	Date	Location	Round
1. Marquis Daniels	12	Syracuse	3/28/2003	Albany, NY	Sweet 16
Chuck Person	12	UNLV	3/20/1986	Houston, TX	Sweet 16
Chuck Person	12	St. John's	3/16/1986	Long Beach, CA	Second
4. Scott Pohlman	11	Oklahoma State	3/13/1999	Indianapolis, IN	Second
Chris Morris	11	Bradley	3/17/1988	Atlanta, GA	First
Jeff Moore	11	Indiana	3/14/1987	Indianapolis, IN	Second
Mike Jones	11	San Diego	3/12/1987	Indianapolis, IN	First
Chuck Person	11	Louisville	3/22/1986	Houston, TX	Elite 8
9. Marquis Daniels	10	St. Joseph's	3/21/2003	Tampa, FL	First
Mike Jones	10	Indiana	3/14/1987	Indianapolis, IN	Second
Chuck Person	10	Kansas	3/16/1985	South Bend, IN	Second

### FIELD GOALS ATTEMPTED

Player	FGA	Opponent	Date	Location	Round
1. Chuck Person	25	North Carolina	3/22/1985	Birmingham, AL	Sweet 16
2. Chuck Person	24	Louisville	3/22/1986	Houston TX	Elite 8
3. Chris Morris	23	Bradley	3/17/1988	Atlanta, GA	First
4. Mike Jones	22	Indiana	3/14/1987	Indianapolis, IN	Second
Chuck Person	22	UNLV	3/20/1986	Houston, TX	Sweet 16
Chuck Person	22	St. John's	3/16/1986	Long Beach, CA	Second
Chuck Person	22	Arizona	3/14/1986	Long Beach, CA	First
8. Marquis Daniels	21	Syracuse	3/28/2003	Albany, NY	Sweet 16
9. Jeff Moore	20	Indiana	3/14/1987	Indianapolis, IN	Second
10. Marquis Daniels	19	St. Joseph's	3/21/2003	Tampa, FL	First
Chuck Person	19	Kansas	3/16/1985	South Bend, IN	Second

### 3PT FIELD GOALS MADE

Player	3FGM	Opponent	Date	Location	Round
1. Bryce Brown	7	Kansas	3/23/2019	Salt Lake City, UT	Second
2. Jabari Smith	4	Jacksonville St.	3/18/2022	Greenville, SC	First
Bryce Brown	4	Virginia	4/6/2019	Minneapolis, MN	Final 4
Bryce Brown	4	Kentucky (OT)	3/31/2019	Kansas City, MO	Elite 8
Danjel Purifoy	4	North Carolina	3/29/2019	Kansas City, MO	Sweet 16
Jared Harper	4	New Mexico St.	3/21/2019	Salt Lake City, UT	First
Daymeon Fishback	4	Creighton	3/16/2000	Minneapolis, MN	First
Nathan Watson	4	Syracuse	3/28/2003	Albany, NY	Sweet 16
Gerald White	4	Indiana	3/14/1987	Indianapolis, IN	Second
10. 12 times	3	most recent occurrences:			
Tre Donaldson	3	Iowa	3/16/2023	Birmingham, AL	First
Chuma Okeke	3	North Carolina	3/29/2019	Kansas City, MO	Sweet 16
Malik Dunbar	3	North Carolina	3/29/2019	Kansas City, MO	Sweet 16

### 3PT FIELD GOALS ATTEMPTED

Player	3FGA	Opponent	Date	Location	Round
1. Bryce Brown	11	Kansas	3/23/2019	Salt Lake City, UT	Second
2. Bryce Brown	10	Virginia	4/6/2019	Minneapolis, MN	Final 4
Bryce Brown	10	Charleston	3/16/2018	San Diego, CA	First
4. Bryce Brown	9	Clemson	3/18/2018	San Diego, CA	Second
Derrick Bird	9	Syracuse	3/28/2003	Albany, NY	Sweet 16
Gerald White	9	Indiana	3/14/1987	Indianapolis, IN	Second
7. Jabari Smith	8	Miami (Fla.)	3/20/2022	Greenville, SC	Second
Daymeon Fishback	8	Iowa State	3/18/2000	Minneapolis, MN	Second
Doc Robinson	8	Iowa State	3/18/2000	Minneapolis, MN	Second
9. Jabari Smith	7	Jacksonville St.	3/18/2022	Greenville, SC	First
Bryce Brown	7	Kentucky (OT)	3/31/2019	Kansas City, MO	Elite 8
Malik Dunbar	7	North Carolina	3/29/2019	Kansas City, MO	Sweet 16
Nathan Watson	7	Syracuse	3/28/2003	Albany, NY	Sweet 16

# AUBURN NCAA TOURNAMENT GAME RECORDS

## FREE THROWS MADE

Player	FTM	Opponent	Date	Location	Round
1. Chris Morris	12	Bradley	3/17/1988	Atlanta, GA	First
Jeff Moore	12	Oklahoma	3/19/1988	Atlanta, GA	Second
3. Jared Harper	11	Kentucky (OT)	3/31/2019	Kansas City, MO	Elite 8
4. Mike Jones	9	Indiana	3/14/1987	Indianapolis, IN	Second
5. Wendell Green Jr.	8	Iowa	3/16/2023	Birmingham, AL	First
6. Mamadou N'diaye	7	Creighton	3/16/2000	Minneapolis, MN	First
Gerald White	7	Kansas	3/16/1985	South Bend, IN	Second
Charles Barkley	7	Richmond	3/15/1984	Charlotte, NC	First
9. Johni Broome	6	Houston	3/18/2023	Birmingham, AL	Second
Lewis Monroe	6	Wake Forest	3/23/2003	Tampa, FL	Second
Jeff Moore	6	San Diego	3/12/1987	Indianapolis, IN	First
Gerald White	6	UNLV	3/20/1986	Houston, TX	Sweet 16

## FREE THROWS ATTEMPTED

Player	FTA	Opponent	Date	Location	Round
1. Johni Broome	16	Houston	3/18/2023	Birmingham, AL	Second
2. Jeff Moore	13	Oklahoma	3/19/1988	Atlanta, GA	Second
Chris Morris	13	Bradley	3/17/1988	Atlanta, GA	First
4. Jared Harper	11	Kentucky (OT)	3/31/2019	Kansas City, MO	Elite 8
5. Mamadou N'diaye	9	Creighton	3/16/2000	Minneapolis, MN	First
Mike Jones	9	Indiana	3/14/1987	Indianapolis, IN	Second
Charles Barkley	9	Richmond	3/15/1984	Charlotte, NC	First
8. Wendell Green Jr.	8	Iowa	3/16/2023	Birmingham, AL	First
Carey Holland	8	North Carolina	3/22/1985	Birmingham, AL	Sweet 16
Gerald White	8	Kansas	3/16/1985	South Bend, IN	Second

## TEAM RECORDS

### POINTS

Points	Opponent	Date	Location	Round
1. 97	North Carolina	3/29/2019	Kansas City, MO	Sweet 16
2. 90	Bradley	3/17/1988	Atlanta, GA	First
90	Indiana	3/14/1987	Indianapolis, IN	Second
4. 89	Kansas	3/23/2019	Salt Lake City, UT	Second
5. 87	Oklahoma	3/19/1988	Atlanta, GA	Second
6. 83	Iowa	3/16/2023	Birmingham, AL	First
7. 81	Oklahoma State	3/13/1999	Indianapolis, IN	Second
81	St. John's	3/16/1986	Long Beach, CA	Second
9. 80	Jacksonville State	3/18/2022	Greenville, SC	First
80	Winthrop	3/11/1999	Indianapolis, IN	First
11. 78	New Mexico State	3/21/2019	Salt Lake City, UT	First
78	Syracuse	3/28/2003	Albany, NY	Sweet 16

### REBOUNDS

Reb	Opponent	Date	Location	Round
1. 57	Oklahoma	3/19/1988	Atlanta, GA	Second
2. 55	Winthrop	3/11/1999	Indianapolis, IN	First
3. 50	Jacksonville State	3/18/2022	Greenville, SC	First
4. 47	Miami (Fla.)	3/20/2022	Greenville, SC	Second
5. 44	Bradley	3/17/1988	Atlanta, GA	First
6. 42	San Diego	3/12/1987	Indianapolis, IN	First
7. 41	UNLV	3/20/1986	Houston, TX	Sweet 16
41	Ohio State	3/18/1999	Knoxville, TN	Sweet 16
9. 40	Syracuse	3/28/2003	Albany, NY	Sweet 16
10. 38	Iowa	3/16/2023	Birmingham, AL	First
38	Saint Joseph's	3/21/2003	Tampa, FL	First
38	Creighton	3/16/2000	Minneapolis, MN	First
38	St. John's	3/16/1986	Long Beach, CA	Second

### ASSISTS

Assists	Opponent	Date	Location	Round
1. 23	Jacksonville State	3/18/2022	Greenville, SC	First
23	Bradley	3/17/1988	Atlanta, GA	First
3. 21	North Carolina	3/29/2019	Kansas City, MO	Sweet 16
4. 20	Louisville	3/22/1986	Houston, TX	Elite 8
5. 18	Oklahoma	3/19/1988	Atlanta, GA	Second
6. 17	Kansas	3/23/2019	Salt Lake City, UT	Second
17	UNLV	3/20/1986	Houston, TX	Sweet 16
8. 16	St. John's	3/16/1986	Long Beach, CA	Second
9. 15	Syracuse	3/28/2003	Albany, NY	Sweet 16
15	Indiana	3/14/1987	Indianapolis, IN	Second
15	Arizona	3/14/1986	Long Beach, CA	First

### STEALS

Steals	Opponent	Date	Location	Round
1. 16	Winthrop	3/11/1999	Indianapolis, IN	First
2. 10	Kentucky (OT)	3/31/2019	Kansas City, MO	Elite 8
10	Charleston	3/16/2018	San Diego, CA	First
10	UNLV	3/20/1986	Houston, TX	Sweet 16
5. 9	Kansas	3/23/2019	Salt Lake City, UT	Second
9	New Mexico State	3/21/2019	Salt Lake City, UT	First
9	Wake Forest	3/23/2003	Tampa, FL	Second
9	Bradley	3/17/1988	Atlanta, GA	First
9. 8	North Carolina	3/29/2019	Kansas City, MO	Sweet 16
10. 7	St. John's	3/16/1986	Long Beach, CA	Second

### BLOCKS

Blocks	Opponent	Date	Location	Round
1. 10	Jacksonville State	3/18/2022	Greenville, SC	First
2. 8	Miami (Fla.)	3/20/2022	Greenville, SC	Second
3. 7	Kentucky (OT)	3/31/2019	Kansas City, MO	Elite 8
4. 6	North Carolina	3/29/2019	Kansas City, MO	Sweet 16
6	Wake Forest	3/23/2003	Tampa, FL	Second
6	Creighton	3/16/2000	Minneapolis, MN	First
7. 5	Iowa	3/16/2023	Birmingham, AL	First
5	Syracuse	3/28/2003	Albany, NY	Sweet 16
5	Saint Joseph's	3/21/2003	Tampa, FL	First
10. 4	6 times, most recent occurrence:			
4	Charleston	3/16/2018	San Diego, CA	First

# AUBURN NCAA TOURNAMENT GAME RECORDS

## FIELD GOALS MADE

	FGM	Opponent	Date	Location	Round
1.	36	North Carolina	3/29/2019	Kansas City, MO	Sweet 16
	36	Indiana	3/14/1987	Indianapolis, IN	Second
3.	35	St. John's	3/16/1986	Long Beach, CA	Second
4.	33	Oklahoma State	3/13/1999	Indianapolis, IN	Second
	33	Louisville	3/22/1986	Houston, TX	Elite 8
6.	32	Kansas	3/23/2019	Salt Lake City, UT	Second
7.	30	Bradley	3/17/1988	Atlanta, GA	First
	30	Arizona	3/14/1986	Long Beach, CA	First
9.	29	Iowa	3/16/2023	Birmingham, AL	First
	29	Oklahoma	3/19/1988	Atlanta, GA	Second
	29	Richmond	3/15/1984	Charlotte, NC	First

## FIELD GOALS ATTEMPTED

	FGM	Opponent	Date	Location	Round
1.	86	Indiana	3/14/1987	Indianapolis, IN	Second
2.	84	Oklahoma	3/19/1988	Atlanta, GA	Second
3.	74	Winthrop	3/11/1999	Indianapolis, IN	First
4.	72	Bradley	3/17/1988	Atlanta, GA	First
5.	69	Miami (Fla.)	3/20/2022	Greenville, SC	Second
6.	66	North Carolina	3/29/2019	Kansas City, MO	Sweet 16
	66	St. John's	3/16/1986	Long Beach, CA	Second
8.	65	Kentucky (OT)	3/31/2019	Kansas City, MO	Elite 8
9.	64	Oklahoma State	3/13/1999	Indianapolis, IN	Second
10.	63	Iowa	3/16/2023	Birmingham, AL	First
	63	Jacksonville State	3/18/2022	Greenville, SC	First
	63	Syracuse	3/28/2003	Albany, NY	Sweet 16
	63	Iowa State	3/18/2000	Minneapolis, MN	Second

## FIELD GOAL PERCENTAGE

	3FG Pct.	Opponent	Date	Location	Round	
1.	.545	36-66	North Carolina	3/29/2019	Kansas City, MO	Sweet 16
2.	.532	33-62	Louisville	3/22/1986	Houston, TX	Elite 8
3.	.531	26-49	Kansas	3/16/1985	South Bend, IN	Second
4.	.530	35-66	St. John's	3/16/1986	Long Beach, CA	Second
5.	.526	30-57	Arizona	3/14/1986	Long Beach, CA	First
6.	.525	32-61	Kansas	3/23/2019	Salt Lake City, UT	Second
7.	.519	27-52	Purdue	3/14/1985	South Bend, IN	First
8.	.516	33-64	Oklahoma State	3/13/1999	Indianapolis, IN	Second
9.	.500	25-50	Creighton	3/16/2000	Minneapolis, MN	First
10.	.483	28-58	UNLV	3/20/1986	Houston, TX	Sweet 16
	.483	29-60	Richmond	3/15/1984	Charlotte, NC	First

## 3PT FIELD GOALS MADE

	3FGM	Opponent	Date	Location	Round
1.	17	North Carolina	3/29/2019	Kansas City, MO	Sweet 16
2.	13	Kansas	3/23/2019	Salt Lake City, UT	Second
3.	12	New Mexico State	3/21/2019	Salt Lake City, UT	First
4.	11	Virginia	4/6/2019	Minneapolis, MN	Final 4
	11	Creighton	3/16/2000	Minneapolis, MN	First
6.	10	Syracuse	3/28/2003	Albany, NY	Sweet 16
	10	Winthrop	3/11/1999	Indianapolis, IN	First
8.	9	Jacksonville State	3/18/2022	Greenville, SC	First
9.	8	Iowa	3/16/2023	Birmingham, AL	First
	8	Ohio State	3/18/1999	Knoxville, TN	Sweet 16
	8	Oklahoma	3/19/1988	Atlanta, GA	Second

## 3PT FIELD GOALS ATTEMPTED

	3FGA	Opponent	Date	Location	Round
1.	37	North Carolina	3/29/2019	Kansas City, MO	Sweet 16
2.	32	Clemson	3/18/2018	San Diego, CA	Second
3.	31	New Mexico State	3/21/2019	Salt Lake City, UT	First
4.	30	Kansas	3/23/2019	Salt Lake City, UT	Second
5.	26	Miami (Fla.)	3/20/2022	Greenville, SC	Second
6.	24	Jacksonville State	3/18/2022	Greenville, SC	First
	24	Charleston	3/16/2018	San Diego, CA	First
	24	Iowa State	3/18/2000	Minneapolis, MN	Second
	24	Oklahoma	3/19/1988	Atlanta, GA	Second
10.	23	Kentucky (OT)	3/31/2019	Kansas City, MO	Elite 8
	23	Winthrop	3/11/1999	Indianapolis, IN	First

## 3PT FIELD GOAL PERCENTAGE

	3FG Pct.	Opponent	Date	Location	Round	
1.	.524	11-21	Creighton	3/16/2000	Minneapolis, MN	First
2.	.459	17-37	North Carolina	3/29/2019	Kansas City, MO	Sweet 16
3.	.455	10-22	Syracuse	3/28/2003	Albany, NY	Sweet 16
4.	.435	10-23	Winthrop	3/11/1999	Indianapolis, IN	First
5.	.433	13-30	Kansas	3/23/2019	Salt Lake City, UT	Second
6.	.429	6-14	Indiana	3/14/1987	Indianapolis, IN	Second
7.	.389	7-18	Saint Joseph's	3/21/2003	Tampa, FL	First
	.389	7-18	Bradley	3/17/1988	Atlanta, GA	First
9.	.387	12-31	New Mexico St.	3/21/2019	Salt Lake City, UT	First
10.	.375	9-24	Jacksonville St.	3/18/2022	Greenville, SC	First

## FREE THROWS MADE

	FTM	Opponent	Date	Location	Round
1.	23	Bradley	3/17/1988	Atlanta, GA	First
2.	21	Oklahoma	3/19/1988	Atlanta, GA	Second
3.	19	Houston	3/18/2023	Birmingham, AL	Second
4.	18	Kentucky (OT)	3/31/2019	Kansas City, MO	Elite 8
5.	17	Iowa	3/16/2023	Birmingham, AL	First
6.	16	Wake Forest	3/23/2003	Tampa, FL	Second
7.	15	Jacksonville State	3/18/2022	Greenville, SC	First
	15	College of Charleston	3/16/2018	San Diego, CA	First
9.	14	Miami (Fla.)	3/20/2022	Greenville, SC	Second
	14	New Mexico State	3/21/2019	Salt Lake City, UT	First
	14	Syracuse	3/28/2003	Albany, NY	Sweet 16
	14	Winthrop	3/11/1999	Indianapolis, IN	First
	14	UNLV	3/20/1986	Houston, TX	Sweet 16
	14	Kansas	3/16/1985	South Bend, IN	Second

## FREE THROWS ATTEMPTED

	FTM	Opponent	Date	Location	Round
1.	36	Houston	3/18/2023	Birmingham, AL	Second
2.	32	College of Charleston	3/16/2018	San Diego, CA	First
3.	27	Bradley	3/17/1988	Atlanta, GA	First
4.	24	Kentucky (OT)	3/31/2019	Kansas City, MO	Elite 8
5.	23	Oklahoma	3/19/1988	Atlanta, GA	Second
6.	22	Iowa	3/16/2023	Birmingham, AL	First
	22	Jacksonville State	3/18/2022	Greenville, SC	First
	22	Winthrop	3/11/1999	Indianapolis, IN	First
9.	21	New Mexico State	3/21/2019	Salt Lake City, UT	First
10.	20	Wake Forest	3/23/2003	Tampa, FL	Second

## FREE THROW PERCENTAGE

	FT Pct.	Opponent	Date	Location	Round	
1.	.923	12-13	Indiana	3/14/1987	Indianapolis, IN	Second
2.	.913	21-23	Oklahoma	3/19/1988	Atlanta, GA	Second
3.	.852	23-27	Bradley	3/17/1988	Atlanta, GA	First
4.	.846	11-13	St. John's	3/16/1986	Long Beach, CA	Second
5.	.833	10-12	Oklahoma State	3/13/1999	Indianapolis, IN	Second
6.	.824	14-17	Syracuse	3/28/2003	Albany, NY	Sweet 16
7.	.800	16-20	Wake Forest	3/23/2003	Tampa, FL	Second
	.800	12-15	Kansas	3/23/2019	Salt Lake City, UT	Second
	.800	12-15	Clemson	3/18/2018	San Diego, CA	Second
10.	.786	11-14	Virginia	4/6/2019	Minneapolis, MN	Final 4

# NCAA TOURNAMENT RECORDS

## SINGLE-GAME RECORDS

Points \_\_\_\_\_ 36, Chris Morris vs. Bradley, 3/17/88  
 Field Goals \_\_\_\_\_ 12, Marquis Daniels vs. Syracuse, 3/28/03  
 \_\_\_\_\_ 12, Chuck Person vs. St. Johns, 3/16/86  
 \_\_\_\_\_ 12, Chuck Person vs. UNLV, 3/20/86  
 Field Goal Attempts \_\_\_\_\_ 25, Chuck Person vs. North Carolina, 3/22/85  
 Field Goal Pct. (Min. 10) \_\_\_\_\_ .727 (8-11), Chuma Okeke vs. North Carolina, 3/29/19  
 3-Point Field Goals \_\_\_\_\_ 7, Bryce Brown vs. Kansas, 3/23/19  
 3-Point Field Goal Att. \_\_\_\_\_ 11, Bryce Brown vs. Kansas, 3/23/19  
 3-Point Field Goal Pct. (Min. 5) \_\_\_\_\_ .800 (4-5), D. Fishback vs. Creighton, 3/16/00  
 Free Throws Made \_\_\_\_\_ 12, Jeff Moore vs. Oklahoma, 3/19/88  
 \_\_\_\_\_ 12, Chris Morris vs. Bradley, 3/17/88  
 Free Throws Attempted \_\_\_\_\_ 16, Johni Broome vs. Houston, 3/18/23  
 Free Throw Pct. (Min. 10) \_\_\_\_\_ 1.000 (11-11), Jared Harper vs. Kentucky, 3/31/19 (OT)  
 Rebounds \_\_\_\_\_ 17, Charles Barkley vs. Richmond, 3/15/84  
 Assists \_\_\_\_\_ 11, Jared Harper vs. North Carolina, 3/29/19  
 Blocked Shots \_\_\_\_\_ 9, Walker Kessler vs. Jacksonville State, 3/22/22  
 Steals \_\_\_\_\_ 5, Frank Ford vs. UNLV, 3/20/86  
 Minutes \_\_\_\_\_ 42, Marquis Daniels vs. Saint Joseph's, 3/21/03 (OT)  
 Minutes (Regulation) \_\_\_\_\_ 40, Frank Ford vs. San Diego, 3/12/87  
 \_\_\_\_\_ 40, Chris Morris vs. Kansas, 3/16/85

## TOURNAMENT RECORDS

Points \_\_\_\_\_ 95, Chuck Person, 1986 (4 games)  
 Field Goals \_\_\_\_\_ 44, Chuck Person, 1986 (4 games)  
 Field Goal Attempts \_\_\_\_\_ 90, Chuck Person, 1986 (4 games)  
 Field Goal Percentage (Min. 15) \_\_\_\_\_ .700 (21-30), Frank Ford, 1985 (3 games)  
 3-Point Field Goals \_\_\_\_\_ 19, Bryce Brown, 2019 (5 games)  
 3-Point Field Goals Attempts \_\_\_\_\_ 42, Bryce Brown, 2019 (5 games)  
 3-Point Field Goal Pct. (Min. 6) \_\_\_\_\_ .571 (4-7), Johnny Lynn, 1988 (2 games)  
 Free Throws Made \_\_\_\_\_ 19, Jared Harper, 2019 (5 games)  
 Free Throws Attempts \_\_\_\_\_ 22, Jared Harper, 2019 (5 games)  
 Free Throw Pct. (Min. 15) \_\_\_\_\_ .941 (16-17), Chris Morris, 1988 (2 games)  
 Rebounds \_\_\_\_\_ 38, Chuck Person, 1986 (4 games)  
 Assists \_\_\_\_\_ 34, Gerald White, 1986 (4 games)  
 Blocked Shots \_\_\_\_\_ 12, Kyle Davis, 2003 (3 games)  
 Steals \_\_\_\_\_ 9, Chuma Okeke, 2019 (3 games)  
 Minutes \_\_\_\_\_ 165, Bryce Brown, 2019 (5 games)

## CAREER RECORDS

Points \_\_\_\_\_ 162, Chuck Person, 1984-86 (8 games)  
 Field Goals \_\_\_\_\_ 76, Chuck Person, 1984-86 (8 games)  
 Field Goal Attempts \_\_\_\_\_ 167, Chuck Person, 1984-86 (8 games)  
 Field Goal Pct. (Min. 25 FGA): .564 (31-55), Mike Jones, 1986-87 (6 games)  
 3-Point Field Goals \_\_\_\_\_ 25, Bryce Brown, 2018-19 (7 games)  
 3-Point Field Goals Attempts \_\_\_\_\_ 61, Bryce Brown, 2018-19 (7 games)  
 3-Point Field Goal Pct. (Min. 10) \_\_\_\_\_  
 \_\_\_\_\_ .538 (7-13), Nathan Watson, 2003 (3 games)  
 Free Throws Made \_\_\_\_\_ 30, Jeff Moore, 1985-88 (11 games)  
 Free Throws Attempted \_\_\_\_\_ 35, Jeff Moore, 1985-88 (11 games)  
 Free Throw Pct. (Min. 20) \_\_\_\_\_ .857 (30-35), Jeff Moore, 1985-88 (11 games)  
 Rebounds \_\_\_\_\_ 94, Jeff Moore, 1985-88 (11 games)  
 Assists \_\_\_\_\_ 63, Gerald White, 1984-87 (10 games)  
 Blocked Shots \_\_\_\_\_ 14, Chris Morris, 1985-88 (11 games)  
 Steals \_\_\_\_\_ 13, Frank Ford, 1984-87 (10 games)  
 Minutes \_\_\_\_\_ 375, Chris Morris, 1985-88 (11 games)  
 Games Played \_\_\_\_\_ 11, Jeff Moore, 1985-88; Chris Morris, 1985-88  
 Games Started \_\_\_\_\_ 11, Jeff Moore, 1985-88; Chris Morris, 1985-88

## TEAM SINGLE-GAME RECORDS

Points \_\_\_\_\_ 97 vs. North Carolina, 3/29/19  
 Fewest Points \_\_\_\_\_ 53 vs. Clemson, 3/18/18  
 Winning Margin \_\_\_\_\_ 39 (80-41) vs. Winthrop, 3/11/99  
 Smallest Winning Margin \_\_\_\_\_ 1 (78-77) vs. New Mexico State, 3/21/19  
 \_\_\_\_\_ 1 (62-61) vs. San Diego, 3/12/87  
 \_\_\_\_\_ 1 (59-58) vs. Purdue, 3/14/85  
 Field Goals \_\_\_\_\_ 36 vs. North Carolina, 3/29/19  
 Fewest Field Goals \_\_\_\_\_ 20 vs. Houston, 3/18/23  
 Field Goal Attempts \_\_\_\_\_ 86 vs. Indiana, 3/14/87  
 Fewest Field Goal Attempts \_\_\_\_\_ 49 vs. Kansas, 3/16/85  
 Field Goal Percentage \_\_\_\_\_ .545 (36-66) vs. North Carolina, 3/29/19  
 Lowest Field Goal Percentage \_\_\_\_\_ .258 (17-66) vs. Clemson, 3/18/18  
 3-Point Field Goals \_\_\_\_\_ 17 vs. North Carolina, 3/29/19  
 Fewest 3-Point Field Goals \_\_\_\_\_ 1 vs. San Diego, 3/12/87  
 3-Point Field Goal Attempts \_\_\_\_\_ 37 vs. North Carolina, 3/29/19  
 Fewest 3-Point Field Goal Attempts \_\_\_\_\_ 9 vs. San Diego, 3/12/87  
 3-Point Field Goal Percentage (Min. 7) \_\_\_\_\_ .524 (11-21) vs. Creighton, 3/16/00  
 Lowest 3-Point Field Goal Pct. (Min. 5) \_\_\_\_\_ .111 (1-9) vs. San Diego, 3/12/87  
 Free Throws Made \_\_\_\_\_ 23 vs. Bradley, 3/17/88  
 Fewest Free Throws Made \_\_\_\_\_ 5 vs. Purdue, 3/14/85  
 Free Throws Attempts \_\_\_\_\_ 36 vs. Houston, 3/18/23  
 Fewest Free Throws Attempts \_\_\_\_\_ 9 vs. Purdue, 3/14/85  
 Free Throw Percentage (Min. 15) \_\_\_\_\_ .913 (21-23) vs. Oklahoma, 3/19/88  
 Lowest Free Throw Percentage \_\_\_\_\_ .469 (15-32) vs. Col. of Charleston, 3/16/18  
 Rebounds \_\_\_\_\_ 57 vs. Oklahoma, 3/19/88  
 Fewest Rebounds \_\_\_\_\_ 24 vs. New Mexico State, 3/21/19  
 Rebound Margin \_\_\_\_\_ +18 (50-32) vs. Jacksonville State, 3/18/22  
 \_\_\_\_\_ +18 (57-39) vs. Oklahoma, 3/19/88  
 Assists \_\_\_\_\_ 23 vs. Bradley, 3/17/88  
 Fewest Assists \_\_\_\_\_ 8 vs. Kentucky, 3/31/19  
 \_\_\_\_\_ 8 vs. Purdue, 3/14/85  
 Turnovers \_\_\_\_\_ 25 vs. Oklahoma, 3/19/88  
 Fewest Turnovers \_\_\_\_\_ 5 vs. Virginia, 4/6/19  
 \_\_\_\_\_ 5 vs. North Carolina, 3/22/85  
 Blocked Shots \_\_\_\_\_ 10 vs. Jacksonville State, 3/22/22  
 Fewest Blocked Shots \_\_\_\_\_ 1, 3x most recent vs. Oklahoma State, 3/13/99  
 Steals \_\_\_\_\_ 16 vs. Winthrop, 3/11/99  
 Fewest Steals \_\_\_\_\_ 1, 4x most recent vs. vs. Houston, 3/18/23  
 Personal Fouls \_\_\_\_\_ 25 vs. Indiana, 3/14/87  
 Fewest Personal Fouls \_\_\_\_\_ 9 vs. Creighton, 3/16/00

# ALL-TIME NCAA TOURNAMENT CAREER STATISTICS

Player	Year	GP-GS	Min	Avg	FG-A	Pct	3FG-A	Pct	FT-A	Pct	Off	Def	Tot	Avg	PF-FO	A	TO	Blk	Stl	Pts	Avg
Akingbola, Babatunde	2022	1-0	1	1.0	0-0	.000	0-0	.000	0-0	.000	0	0	0	0.0	0-0	0	0	0	0	0	0.0
Barker, Charlton	1999	2-0	4	2.0	0-0	.000	0-0	.000	4-8	.500	--	--	4	2.0	0-0	0	0	0	0	4	2.0
Barkley, Charles	1984	1-1	32	32.0	8-10	.800	--	---	7-9	.778	--	--	17	17.0	4-0	4	4	2	2	23	23.0
<b>Berman, Lior</b>	<b>2022-23</b>	<b>4-0</b>	<b>25</b>	<b>6.3</b>	<b>1-7</b>	<b>.143</b>	<b>0-4</b>	<b>.000</b>	<b>0-0</b>	<b>.000</b>	<b>1</b>	<b>0</b>	<b>2</b>	<b>0.5</b>	<b>2-0</b>	<b>0</b>	<b>0</b>	<b>0</b>	<b>1</b>	<b>2</b>	<b>0.3</b>
Bird, Derrick	2003	3-3	108	36.0	9-28	.321	6-21	.286	7-8	.875	1	6	7	2.3	9-0	6	5	1	0	31	10.3
Blackstock, Cole	2018-19	3-0	4	1.3	0-0	.000	0-0	.000	0-0	.000	0	0	0	0.0	2-0	0	0	0	0	0	0.0
Brewer, Jamison	2000	1-0	3	3.0	0-1	.000	0-0	.000	4-5	.800	0	0	0	0.0	0-0	0	1	0	0	4	4.0
<b>Broome, Johni</b>	<b>2023</b>	<b>2-2</b>	<b>62</b>	<b>31.0</b>	<b>11-22</b>	<b>.500</b>	<b>1-2</b>	<b>.500</b>	<b>10-22</b>	<b>.455</b>	<b>7</b>	<b>11</b>	<b>18</b>	<b>9.0</b>	<b>5-0</b>	<b>2</b>	<b>3</b>	<b>6</b>	<b>0</b>	<b>33</b>	<b>16.5</b>
Brown, Bryce	2018-19	7-7	229	32.7	35-80	.438	25-61	.410	12-18	.667	6	12	18	2.6	6-0	13	6	0	8	107	15.3
Calton, Donny	2003	1-0	0	0.0	0-0	.000	0-0	.000	0-0	.000	0	0	0	0.0	1-0	0	0	0	0	0	0.0
Cambridge, Devin	2022	2-0	29	14.8	3-8	.375	0-4	.000	1-2	.500	3	6	9	4.5	5-0	0	0	1	0	7	3.5
<b>Cardwell, Dylan</b>	<b>2022-23</b>	<b>4-0</b>	<b>38</b>	<b>9.5</b>	<b>3-5</b>	<b>.600</b>	<b>0-0</b>	<b>.000</b>	<b>0-0</b>	<b>.000</b>	<b>3</b>	<b>4</b>	<b>7</b>	<b>1.8</b>	<b>4-0</b>	<b>1</b>	<b>0</b>	<b>3</b>	<b>0</b>	<b>6</b>	<b>1.5</b>
Carpenter, Keenan	1988	2-0	40	20.0	5-18	.278	0-5	.000	2-2	1.000	--	--	4	2.0	4-0	0	0	0	1	12	6.0
Caylor, John	1987-88	4-2	74	18.5	11-20	.550	5-11	.455	5-6	.833	--	--	14	3.5	9-1	4	8	0	4	32	8.0
Chilliest, Adrian	1999	3-0	14	4.7	1-2	.500	0-0	.000	0-0	.000	--	--	2	0.7	1-0	0	3	0	0	2	0.7
Cook, Preston	2022	2-0	2	0.7	0-2	.000	0-1	.000	0-0	.000	0	0	0	0.0	0-0	0	0	0	0	0	0.0
Daniels, Marquis	2000-03	5-3	150	30.0	36-66	.546	5-12	.417	10-18	.556	10	18	28	5.6	12-0	9	13	0	9	87	17.4
Daniels, Paul	1984	1-0	25	25.0	2-3	.667	--	---	0-0	.000	--	--	1	1.0	3-0	2	1	1	0	4	4.0
Davis, Kyle	2003	3-3	79	26.3	5-14	.357	0-0	.000	1-2	.500	7	12	19	6.3	9-0	2	8	12	1	11	3.7
Dennison, Derrick	1987-88	3-2	42	14.0	4-16	.250	2-3	.667	2-3	.667	--	--	8	2.7	5-0	3	5	0	2	12	4.0
<b>Donaldson, Tre</b>	<b>2023</b>	<b>2-0</b>	<b>21</b>	<b>10.5</b>	<b>5-6</b>	<b>.833</b>	<b>5-5</b>	<b>1.000</b>	<b>2-4</b>	<b>.500</b>	<b>0</b>	<b>3</b>	<b>3</b>	<b>1.5</b>	<b>2-0</b>	<b>2</b>	<b>1</b>	<b>1</b>	<b>0</b>	<b>17</b>	<b>8.5</b>
Doughty, Samir	2019	5-0	123	24.6	11-25	.440	5-11	.455	7-13	.538	3	16	19	3.8	6-0	5	3	0	3	34	6.8
Dunbar, Malik	2018-19	7-5	109	15.6	13-30	.433	5-19	.263	5-9	.556	4	10	14	2.0	10-0	3	2	1	2	36	5.1
Fishback, Daymeon	1999-00	5-2	113	22.6	14-38	.368	10-24	.417	3-4	.750	6	6	27	5.4	6-0	5	7	0	1	42	8.4
Flanigan, Allen	2022-23	4-4	113	28.3	12-35	.343	0-6	.000	11-16	.689	7	25	32	8.0	8-0	8	5	0	2	35	8.8
Ford, Frank	1984-85-86-87	10-10	352	35.2	43-84	.512	1-4	.250	15-22	.681	--	--	43	4.3	20-1	22	21	1	13	102	10.2
Gaines, Troy	2003	1-0	0	0.0	0-0	.000	0-0	.000	0-0	.000	0	0	0	0.0	0-0	1	0	0	0	0	0.0
Geiger, Matt	1988	2-0	22	11.0	1-4	.250	0-0	.000	3-5	.600	--	--	6	3.0	6-0	2	2	0	1	5	2.5
Godfrey, Gary	1986	1-0	1	1.0	0-0	.000	--	---	0-0	.000	--	--	0	0.0	0-0	0	0	0	0	0	0.0
Green Jr., Wendell	2022-23	4-2	111	27.8	14-38	.368	4-15	.267	12-12	1.000	1	9	10	2.5	10-0	18	9	0	3	44	11.0
Guest, Darren	1985	3-0	12	4.0	0-4	.000	--	---	0-0	.000	--	--	6	2.0	0-0	0	1	1	1	0	0.0
Haralson, Melvin	1986	1-0	1	1.0	0-0	.000	--	---	0-0	.000	--	--	0	0.0	0-0	0	0	0	0	0	0.0
Harper, Jared	2018-19	7-7	212	30.3	29-79	.357	12-42	.286	22-28	.786	2	10	12	1.7	18-1	32	17	2	5	92	13.1
Heard, Jay	1999-00	5-2	73	14.6	9-23	.391	5-14	.357	2-5	.400	0	2	14	2.8	6-0	7	3	1	8	25	5.0
Heron, Mustapha	2018	2-2	61	30.5	9-25	.360	1-7	.143	9-12	.750	0	6	6	3.0	6-1	3	5	0	3	28	14.0
Hester, Dustin	1988	1-0	1	1.0	0-0	.000	0-0	.000	0-0	.000	--	--	0	0.0	0-0	0	0	0	0	0	0.0
Holland, Carey	1984-85	4-0	53	13.3	4-4	1.000	--	---	4-8	.500	--	--	4	1.0	5-0	0	1	1	0	12	3.0
Howard, Terrance	1986-87-88	8-2	136	17.0	9-30	.300	1-8	.125	0-0	.000	--	--	15	1.9	14-0	20	13	0	2	19	2.4
Japser, Zep	2022-23	4-4	75	18.8	3-9	.333	0-4	.000	5-6	.833	1	1	2	0.5	5-0	4	2	0	0	13	3.3
<b>Johnson, K.D.</b>	<b>2022-23</b>	<b>4-2</b>	<b>108</b>	<b>27.0</b>	<b>12-32</b>	<b>.375</b>	<b>6-19</b>	<b>.316</b>	<b>11-15</b>	<b>.733</b>	<b>1</b>	<b>10</b>	<b>11</b>	<b>2.8</b>	<b>10-0</b>	<b>10</b>	<b>8</b>	<b>1</b>	<b>2</b>	<b>41</b>	<b>10.3</b>
Jones, Mike	1986-87	6-2	138	23.0	31-55	.564	1-2	.500	15-18	.833	--	--	23	3.8	14-0	5	11	6	1	78	13.0
Jones, Rob	1986	1-0	1	1.0	0-0	.000	--	---	0-0	.000	--	--	1	1.0	0-0	0	0	0	1	0	0.0
Keim, Patrick	2018	1-0	2	2.0	0-0	.000	0-0	.000	0-0	.000	0	0	0	0.0	0-0	0	0	0	0	0	0.0
Kessler, Walker	2022	2-2	43	21.8	6-17	.353	0-1	.000	3-6	.500	7	5	12	6.0	4-0	1	2	11	1	15	7.5
Killingsworth, Marco	2003	3-3	86	28.7	11-28	.393	0-3	.000	6-7	.857	7	13	20	6.7	6-0	4	11	0	2	28	9.3
Lollar, Chris	2003	2-0	5	2.5	0-0	.000	0-0	.000	0-0	.000	0	0	0	0.0	0-0	1	0	0	0	0	0.0
Lynn, Johnny	1985-86-87-88	8-0	80	10.0	5-18	.277	4-8	.500	3-4	.750	--	--	6	0.8	5-0	10	7	0	3	17	2.1
Macoy, Will	2018-19	2-0	3	1.5	0-0	.000	0-0	.000	0-0	.000	0	0	0	0.0	0-0	0	0	0	0	0	0.0
McBee, Pete	1988	1-0	1	1.0	0-0	.000	0-0	.000	0-0	.000	--	--	0	0.0	0-0	0	0	0	0	0	0.0
McCormick, J'Von	2019	5-0	80	16.0	16-34	.471	1-4	.250	7-8	.875	3	4	7	1.4	7-0	6	3	1	4	40	8.0
McGadney, Mack	1999-00	5-2	80	16.0	13-32	.406	2-9	.222	1-3	.333	4	5	16	3.2	9-1	3	1	1	1	29	5.8
McLemore, Anfernee	2019	5-5	110	22.0	13-25	.520	5-12	.417	3-5	.600	3	25	28	5.6	13-0	1	0	4	4	34	6.8
Mitchell, Davion	2018	2-0	37	18.5	3-8	.375	0-3	.000	0-2	.000	0	1	1	0.5	5-0	2	0	0	2	6	3.0
Monroe, Lewis	2003	3-3	113	37.7	6-17	.353	5-12	.417	7-8	.875	1	6	7	2.3	8-0	8	4	0	3	24	8.0
Moore, Jeff	1985-86-87-88	11-11	323	29.4	51-122	.418	0-0	.000	30-35	.857	--	--	94	8.6	30-0	15	15	4	5	132	12.0
Morris, Chris	1985-86-87-88	11-11	375	34.1	63-125	.504	4-11	.364	26-32	.813	--	--	74	6.7	29-2	16	20	14	10	156	14.2
<b>Moore, Chris</b>	<b>2022-23</b>	<b>4-0</b>	<b>20</b>	<b>5.0</b>	<b>0-3</b>	<b>.000</b>	<b>0-0</b>	<b>.000</b>	<b>0-0</b>	<b>.000</b>	<b>3</b>	<b>2</b>	<b>5</b>	<b>1.3</b>	<b>1-0</b>	<b>1</b>	<b>0</b>	<b>0</b>	<b>1</b>	<b>0</b>	<b>0.0</b>
Murray, Desean	2018	2-2	55	27.5	4-15	.267	1-6	.167	2-4	.500	6	4	10	5.0	7-1	2	3	0	2	11	5.5
N'diaye, Mamadou	1999-00	5-5	153	30.6	14-29	.483	0-0	.000	12-18	.667											

# NCAA TOURNAMENT GAME-BY-GAME STATISTICS

## AUBURN GAME-BY-GAME STATISTICS

Opponent	Date	PTS	W/L	FG-FGA	Pct	3FG-FGA	Pct	FT-FTA	Pct	O-D-TOT	PF	A	TO	Blk	Stl
Richmond	3/15/84	71	L	29-60	.483	--	---	13-19	.684	34	21	14	15	4	5
Purdue	3/14/85	59	W	27-52	.519	--	---	5-9	.555	35	11	8	11	4	5
Kansas	3/16/85	66	W	26-49	.531	--	---	14-18	.778	33	14	9	11	3	1
North Carolina	3/22/85	56	L	25-59	.424	--	---	6-12	.500	33	18	9	5	2	4
Arizona	3/14/86	73	W	30-57	.526	--	---	13-17	.733	37	12	15	12	3	4
St. John's	3/16/86	81	W	35-66	.530	--	---	11-13	.846	38	11	16	15	1	7
UNLV	3/20/86	70	W	28-58	.483	--	---	14-18	.778	41	12	17	20	2	10
Louisville	3/22/86	76	L	33-62	.532	--	---	10-14	.714	27	21	20	10	2	6
San Diego	3/12/87	62	W	25-59	.424	1-9	.111	11-16	.688	42	14	12	9	4	5
Indiana	3/14/87	90	L	36-86	.419	6-14	.429	12-13	.923	34	25	15	11	1	6
Bradley	3/17/88	90	W	30-72	.417	7-18	.389	23-27	.852	44	17	23	12	4	9
Oklahoma	3/19/88	87	L	29-84	.345	8-24	.333	21-23	.913	57	24	18	25	4	5
Winthrop	3/11/99	80	W	28-74	.378	10-23	.435	14-22	.636	55	13	14	14	2	16
Oklahoma State	3/13/99	81	W	33-64	.516	5-17	.294	10-12	.833	35	17	12	9	1	6
Ohio State	3/18/99	64	L	23-59	.390	8-22	.364	10-15	.667	41	17	14	18	3	5
Creighton	3/16/00	72	W	25-50	.500	11-21	.524	11-16	.688	10-28-38	9	12	15	5	1
Iowa State	3/18/00	60	L	24-63	.381	6-24	.250	6-10	.600	12-19-31	21	11	11	2	3
Saint Joseph's	3/21/03	65	W (OT)	25-57	.439	7-18	.389	8-13	.615	14-24-38	16	11	15	5	4
Wake Forest	3/23/03	68	W	24-56	.429	4-19	.211	16-20	.800	12-21-33	18	11	14	6	9
Syracuse	3/28/03	78	L	27-63	.429	10-22	.455	14-17	.824	14-26-40	19	15	17	5	5
Col. of Charleston	3/16/18	62	W	21-59	.356	5-24	.208	15-32	.469	12-24-36	18	10	12	4	10
Clemson	3/18/18	53	L	17-66	.258	7-32	.219	12-15	.800	7-25-32	19	9	6	3	4
New Mexico State	3/21/19	78	W	26-57	.456	12-31	.387	14-21	.667	6-18-24	24	13	10	2	9
Kansas	3/23/19	89	W	32-61	.525	13-30	.433	12-15	.800	6-21-27	21	17	7	3	9
North Carolina	3/29/19	97	W	36-66	.545	17-37	.459	8-17	.471	10-26-36	17	21	11	6	8
Kentucky	3/31/19	77	W (OT)	26-65	.400	7-23	.304	18-24	.750	12-25-37	21	8	9	7	10
Virginia	4/06/19	62	L	21-55	.382	9-31	.290	11-14	.786	9-24-33	12	9	5	3	3
Jacksonville State	3/18/22	80	W	28-63	.444	9-24	.375	15-22	.682	19-31-50	17	23	11	10	2
Miami (Fla.)	3/20/22	61	L	21-69	.304	5-26	.192	14-19	.737	17-30-47	19	11	13	8	1
Iowa	3/16/23	83	W	29-63	.460	8-22	.364	17-22	.773	8-30-38	18	14	7	5	6
Houston	3/18/23	64	L	20-53	.377	5-16	.313	19-36	.528	13-21-34	22	11	8	3	1

## OPPONENT GAME-BY-GAME STATISTICS

Opponent	Date	PTS	W/L	FG-FGA	Pct	3FG-FGA	Pct	FT-FTA	Pct	O-D-TOT	PF	A	TO	Blk	Stl
Richmond	3/15/84	72	L	29-55	.527	--	---	14-20	.700	31	18	15	13	2	9
Purdue	3/14/85	58	W	27-59	.457	--	---	4-9	.444	29	15	9	7	2	7
Kansas	3/16/85	64	W	30-64	.469	--	---	4-7	.571	30	18	9	5	0	7
North Carolina	3/22/85	62	L	25-49	.510	--	---	12-18	.667	32	12	16	8	3	2
Arizona	3/14/86	63	W	30-60	.500	--	---	3-7	.429	23	17	20	10	2	5
St. John's	3/16/86	65	W	29-59	.492	--	---	7-8	.875	22	16	15	16	1	9
UNLV	3/20/86	63	W	29-61	.475	--	---	5-10	.500	28	19	25	12	0	6
Louisville	3/22/86	84	L	34-63	.540	--	---	16-20	.800	37	15	20	12	2	5
San Diego	3/12/87	61	W	25-54	.463	4-14	.286	7-12	.583	30	15	15	10	3	7
Indiana	3/14/87	107	L	38-63	.603	7-13	.538	24-28	.857	45	14	24	18	2	5
Bradley	3/17/88	86	W	34-66	.515	8-17	.471	10-21	.476	39	23	25	15	2	7
Oklahoma	3/19/88	107	L	41-76	.539	9-17	.529	16-23	.696	39	23	31	13	4	16
Winthrop	3/11/99	41	W	14-55	.255	6-19	.316	7-16	.438	41	19	7	25	5	6
Oklahoma State	3/13/99	74	W	26-52	.500	8-20	.400	14-20	.700	28	17	18	16	2	5
Ohio State	3/18/99	72	L	27-62	.435	6-17	.353	12-23	.522	37	16	11	9	3	7
Creighton	3/16/00	69	W	27-65	.415	12-32	.375	3-7	.429	12-17-29	18	16	6	3	8
Iowa State	3/18/00	79	L	25-48	.521	4-13	.308	25-31	.806	7-31-38	15	16	11	3	5
Saint Joseph's	3/21/03	63	W (OT)	22-59	.373	6-24	.250	13-16	.813	15-21-36	19	11	12	4	8
Wake Forest	3/23/03	62	W	18-49	.367	8-23	.348	18-21	.857	12-23-35	23	5	18	7	7
Syracuse	3/28/03	79	L	29-66	.439	5-14	.357	16-21	.762	15-21-36	17	14	10	7	9
Col. of Charleston	3/16/18	58	W	23-51	.451	5-22	.227	7-14	.500	6-34-40	23	10	21	0	6
Clemson	3/18/18	84	L	29-61	.475	10-26	.385	16-23	.696	9-41-50	16	19	7	6	4
New Mexico State	3/21/19	77	W	25-51	.490	7-25	.280	20-27	.741	11-28-39	19	14	16	2	6
Kansas	3/23/19	75	W	27-59	.458	6-19	.316	15-18	.833	13-25-38	17	13	16	1	4
North Carolina	3/29/19	80	W	28-65	.431	7-28	.250	17-22	.773	14-26-40	16	16	14	2	7
Kentucky	3/31/19	71	W (OT)	27-61	.443	5-21	.238	12-21	.571	11-30-41	19	14	14	5	5
Virginia	4/06/19	63	L	25-51	.490	7-19	.368	6-12	.500	5-26-31	12	15	8	9	1
Jacksonville State	3/18/22	61	W	19-61	.311	8-25	.320	15-18	.833	11-21-32	21	9	8	1	7
Miami (Fla.)	3/20/22	79	L	32-66	.485	3-15	.200	12-15	.800	6-33-39	11	19	4	6	10
Iowa	3/16/23	75	W	28-68	.412	7-27	.259	12-17	.706	14-30-44	18	11	8	2	4
Houston	3/18/23	81	L	35-60	.417	7-22	.318	24-29	.828	17-28-45	25	11	7	12	4

# TEAM GAME-BY-GAME

Opponent	PTS	FG-A	Pct.	3FG-A	Pct.	FT-A	Pct.	O-D-TOT	PF	A	TO	STL	BLK
Auburn	82	28-63	.444	9-19	.474	17-25	.680	14-24-38	32	18	15	5	10
vs. Baylor	88	26-60	.433	9-19	.474	27-34	.794	14-24-38	22	10	15	10	4
Auburn	86	29-70	.414	11-32	.344	17-20	.850	15-31-46	19	21	11	6	7
vs. SE Louisiana	71	25-63	.397	5-14	.357	16-22	.727	10-23-33	19	6	9	5	1
Auburn	83	31-58	.534	9-20	.450	12-16	.750	9-26-35	18	22	13	6	5
vs. Notre Dame	59	21-62	.339	2-26	.077	15-19	.789	14-21-35	16	9	13	9	2
Auburn	77	25-52	.481	8-24	.333	19-27	.704	11-23-34	17	20	13	4	3
vs. St. Bonaventure	60	23-58	.397	3-24	.125	11-13	.846	12-20-32	20	12	16	5	1
Auburn	84	26-55	.473	6-24	.250	26-36	.722	13-35-48	17	19	13	9	6
vs. Alabama A&M	54	19-57	.333	3-15	.200	13-17	.765	6-21-27	26	6	14	3	8
Auburn	74	24-62	.387	2-16	.125	24-36	.667	17-23-40	22	12	8	11	7
vs. Virginia Tech	57	14-51	.275	6-20	.300	23-31	.742	17-27-44	25	7	21	5	2
Auburn	64	26-66	.394	3-27	.111	9-19	.474	20-28-48	18	17	10	3	2
at Appalachian State	69	22-51	.431	8-17	.471	17-23	.739	6-26-32	13	9	7	6	2
Auburn	104	35-72	.486	14-29	.483	20-23	.870	11-28-39	21	25	3	8	3
vs. Indiana	76	24-56	.429	6-17	.353	22-29	.759	8-27-35	22	14	12	2	4
Auburn	87	34-64	.531	7-21	.333	12-15	.800	9-27-36	16	19	7	9	5
vs. UNC Asheville	62	23-51	.451	7-17	.412	9-18	.500	4-22-26	9	14	14	6	1
Auburn	91	29-61	.475	8-21	.381	25-32	.781	10-25-35	22	18	8	9	7
vs. USC	75	24-60	.400	6-19	.316	21-26	.808	13-25-38	22	9	15	4	3
Auburn	82	25-54	.463	6-24	.250	26-32	.813	11-30-41	13	14	18	11	5
vs. Alabama State	62	22-56	.393	4-18	.222	14-16	.875	6-21-27	24	7	18	14	5
Auburn	101	37-66	.561	11-25	.440	16-21	.762	15-31-46	14	23	9	7	8
vs. Chattanooga	66	22-61	.361	11-33	.333	11-16	.688	7-16-23	18	16	10	5	3
Auburn	88	31-63	.492	12-35	.343	14-18	.778	11-26-37	11	19	6	6	5
vs. Penn	66	25-61	.410	10-28	.357	8-14	.571	12-23-35	12	11	13	4	2
Auburn	83	34-70	.486	7-18	.389	8-11	.727	11-35-46	14	16	7	5	5
at Arkansas	51	18-58	.310	7-24	.292	8-15	.533	7-25-32	11	8	13	4	4
Auburn	66	20-51	.392	5-22	.227	21-26	.808	8-26-34	15	18	12	7	6
vs. Texas A&M	55	18-62	.290	3-19	.158	16-19	.842	19-25-44	20	8	19	11	2
Auburn	93	28-61	.459	10-25	.400	27-31	.871	8-24-32	18	20	8	15	7
vs. LSU	78	25-60	.417	9-23	.391	19-25	.760	12-27-39	21	12	16	6	3
Auburn	80	27-58	.466	8-25	.320	18-22	.818	14-25-39	22	13	10	9	5
at Vanderbilt	65	20-53	.377	4-18	.222	21-30	.700	13-17-30	18	4	11	8	2
Auburn	82	32-55	.582	8-18	.444	10-11	.909	10-19-29	17	19	16	9	5
vs. Ole Miss	59	21-57	.368	4-17	.235	13-18	.722	16-14-30	13	11	17	10	3
Auburn	75	28-67	.418	5-25	.200	14-18	.778	12-29-41	20	11	11	10	10
at Alabama	79	26-68	.382	11-30	.367	16-19	.842	16-30-46	19	13	14	6	3
Auburn	58	19-56	.339	6-24	.250	14-16	.875	6-24-30	16	12	11	8	6
at Mississippi State	64	25-57	.439	5-21	.238	9-18	.500	14-31-45	13	11	14	5	3
Auburn	81	28-63	.444	10-26	.385	15-21	.714	12-33-45	21	21	13	5	7
vs. Vanderbilt	54	15-56	.268	4-17	.235	20-28	.714	11-23-34	20	6	12	6	5
Auburn	91	35-64	.547	12-27	.444	9-13	.692	14-28-42	16	25	11	4	6
at Ole Miss	77	28-62	.452	8-19	.421	13-17	.765	8-18-26	14	20	8	5	6
Auburn	99	27-64	.422	5-19	.263	40-50	.800	15-27-42	28	15	5	13	12
vs. Alabama	81	22-59	.373	9-26	.346	28-35	.800	14-21-35	33	8	15	2	5
Auburn	65	24-57	.421	3-17	.176	14-26	.538	14-27-41	18	10	15	1	2
at Florida	81	27-67	.485	7-21	.333	20-26	.769	16-27-43	24	9	7	10	6
Auburn	101	36-59	.633	12-20	.600	17-19	.895	5-24-29	18	22	7	10	6
vs. South Carolina	61	18-52	.357	3-15	.200	22-28	.786	11-18-29	19	5	13	6	4
Auburn	59	17-55	.309	4-22	.182	21-30	.700	14-22-36	16	11	11	8	5
vs. Kentucky	70	24-54	.444	4-13	.308	18-24	.750	10-29-39	23	10	12	8	3
Auburn	97	36-58	.621	14-26	.538	11-16	.688	8-25-33	24	16	9	3	5
at Georgia	76	24-55	.436	3-14	.214	25-31	.806	7-17-24	17	5	6	6	2
Auburn	84	27-59	.458	9-22	.409	21-28	.750	9-21-30	25	20	16	11	3
at Tennessee	92	28-55	.509	9-17	.529	27-35	.771	10-27-37	21	13	14	6	5
Auburn	78	28-56	.500	9-19	.474	13-17	.765	8-22-30	19	19	10	8	9
vs. Mississippi State	63	22-56	.393	7-20	.350	12-20	.600	14-22-36	18	11	13	6	2
Auburn	101	34-65	.523	8-23	.348	25-29	.862	14-27-41	25	16	11	4	8
at Missouri	74	19-56	.339	5-15	.333	31-35	.886	10-18-28	25	7	11	7	6
Auburn	92	33-64	.516	11-23	.478	15-25	.600	10-26-36	21	29	11	8	6
vs. Georgia	78	27-64	.422	7-22	.318	17-30	.567	14-24-38	17	9	11	7	0
Auburn	86	34-69	.529	9-19	.474	9-17	.529	12-30-42	21	18	5	6	8
vs. South Carolina	55	16-57	.281	3-12	.250	20-28	.714	13-27-40	16	9	10	2	4
Auburn	73	25-50	.500	6-19	.316	17-22	.773	8-21-29	20	15	15	5	8
vs. Mississippi State	66	23-56	.411	3-15	.200	17-27	.630	17-20-37	19	7	14	11	3
Auburn	86	31-61	.508	6-19	.316	18-22	.818	6-33-39	20	18	12	9	10
vs. Florida	67	24-66	.364	1-13	.077	18-25	.720	13-26-39	17	9	11	8	6

# TEAM GAME-BY-GAME | SPECIALTY STATISTICS

Opponent	P.O.T.	PAINT	2ND CH PTS	FTBRK	BENCH	DUNKS	TIME LEADING	TIME TRAILING	TIMES TIED
Auburn	16	34	12	14	39	1	25:20	11:08	5
vs. Baylor	18	32	17	9	25	0	11:08	25:20	5
Auburn	10	36	17	12	46	2	35:29	3:39	0
vs. SE Louisiana	12	32	19	11	9	0	3:39	35:29	0
Auburn	24	38	13	7	30	3	39:33	0:00	1
vs. Notre Dame	8	36	16	2	21	1	0:00	39:33	1
Auburn	24	32	16	10	25	4	38:06	00:54	3
vs. St. Bonaventure	15	32	11	7	22	2	00:54	38:06	3
Auburn	13	40	16	20	49	8	39:27	0:00	0
vs. Alabama A&M	15	28	3	13	41	0	0:00	39:27	0
Auburn	30	42	26	13	33	5	39:07	0:00	0
vs. Virginia Tech	5	14	14	3	29	0	0:00	39:07	0
Auburn	10	42	15	6	27	4	8:37	26:47	7
at Appalachian State	15	22	4	7	40	0	26:47	8:37	7
Auburn	15	32	11	20	40	3	27:23	10:59	2
vs. Indiana	2	30	8	10	21	0	10:59	27:23	2
Auburn	17	50	11	23	51	5	35:00	1:31	4
vs. UNC Asheville	7	28	9	8	17	2	1:31	35:00	4
Auburn	19	42	12	12	36	4	37:10	2:27	0
vs. USC	5	32	10	8	30	1	2:27	37:10	0
Auburn	19	36	15	20	31	3	35:37	2:05	3
vs. Alabama State	12	22	4	11	20	1	2:05	35:37	3
Auburn	15	52	17	14	43	9	39:21	0:00	0
vs. Chattanooga	2	20	4	0	20	2	0:00	39:21	0
Auburn	15	28	10	11	39	3	39:17	0:00	0
vs. Penn	5	26	11	7	16	0	0:00	39:17	0
Auburn	10	48	13	17	46	6	30:30	5:48	6
at Arkansas	6	18	4	7	9	3	5:48	30:30	6
Auburn	17	28	1	14	26	7	29:19	8:02	3
vs. Texas A&M	9	22	10	3	6	0	8:02	29:19	3
Auburn	24	32	10	26	49	6	37:02	2:07	0
vs. LSU	10	30	14	12	37	0	2:07	37:02	0
Auburn	11	36	29	9	29	4	37:32	1:00	2
at Vanderbilt	9	20	16	5	18	0	1:00	37:32	2
Auburn	22	42	22	8	40	5	38:05	00:40	2
vs. Ole Miss	17	28	17	11	18	1	00:40	38:05	2
Auburn	15	38	12	8	29	5	7:49	31:08	2
at Alabama	18	30	21	11	27	4	31:08	7:49	2
Auburn	16	20	3	12	26	4	1:49	31:18	8
at Mississippi State	9	34	12	12	7	3	31:18	1:49	8
Auburn	14	32	11	14	23	3	39:20	00:00	0
vs. Vanderbilt	12	22	8	9	6	0	00:00	39:20	0
Auburn	11	44	15	9	36	5	11:46	25:45	4
at Ole Miss	13	32	9	10	8	2	25:45	11:46	4
Auburn	22	40	24	26	31	2	34:56	3:43	5
vs. Alabama	10	26	12	8	8	1	3:43	34:56	5
Auburn	7	40	14	8	31	4	0:00	39:39	0
at Florida	16	38	14	10	28	2	39:39	0:00	0
Auburn	25	36	5	16	39	5	35:16	2:58	1
vs. South Carolina	8	30	13	2	1	1	2:58	35:16	1
Auburn	10	26	10	9	28	0	0:00	38:39	1
vs. Kentucky	23	36	20	13	15	4	38:39	0:00	1
Auburn	8	38	4	17	17	1	38:33	0:00	3
at Georgia	10	36	11	3	16	0	0:00	38:33	3
Auburn	11	30	13	11	27	1	5:27	31:57	8
at Tennessee	18	28	7	8	18	3	31:57	5:27	8
Auburn	8	28	10	12	26	2	39:39	0:00	0
vs. Mississippi State	13	30	10	12	13	4	0:00	39:39	0
Auburn	12	48	22	18	35	4	37:09	2:05	1
at Missouri	6	22	7	7	19	0	2:05	37:09	1
Auburn	19	36	18	20	34	6	39:14	0:00	0
vs. Georgia	17	38	18	2	21	3	0:00	39:14	0
Auburn	17	42	11	6	41	4	36:19	2:18	1
vs. South Carolina	2	22	12	4	16	3	2:18	36:19	1
Auburn	15	28	4	12	23	4	22:39	15:32	6
vs. Mississippi State	16	28	12	8	17	4	15:32	22:39	6
Auburn	18	44	10	10	33	3	39:37	0:00	0
vs. Florida	14	42	12	23	23	2	0:00	39:37	0





**K.D. JOHNSON**  
 G | 6-0 | 190 | Sr.  
 Atlanta, Ga.  
 (Hargrave Military Academy (Va.))



**SEASON SUPERLATIVES**

**Points:** 14 vs. Texas A&M (1/9/24), vs. Indiana (12/9/23)  
**Field Goals Made:** 5 vs. Indiana (12/9/23)  
**Field Goals Attempted:** 10 vs. Kentucky (2/17/24), vs. Alabama (2/7/24)  
**3-Point Field Goals Made:** 3 vs. Alabama State (12/22/23)  
**3-Point Field Goals Attempted:**  
 5 vs. Alabama State (12/22/23), vs. Southeastern Louisiana (11/10/23)  
**Free Throws Made:** 6 vs. LSU (1/13/24), vs. Notre Dame (11/16/23)  
**Free Throws Attempted:** 7 vs. Notre Dame (11/16/23)  
**Rebounds:** 5 vs. South Carolina (3/15/24), vs. Penn (1/2/24)  
**Assists:** 4 vs. Penn (1/2/24)  
**Blocks:** 2 vs. St. Bonaventure (11/17/23)  
**Steals:** 4 vs. UNC Asheville (12/13/23)  
**Minutes Played:** 25 vs. Kentucky (2/17/24)  
**Double-Figure Games:** 9  
**20-Point Games:** None  
**10-Rebound Games:** None  
**5-Steal Games:** None  
**Double-Doubles:** None  
**Dunks:** 5

**CAREER SUPERLATIVES**

**Points:** 27 vs. UConn (11/24/21)  
**Field Goals Made:** 9 at Tennessee (2/10/21), vs. Auburn (1/13/21)  
**Field Goals Attempted:** 22 at Georgia (2/5/22)  
**3-Point Field Goals Made:** 4 (five times)  
**3-Point Field Goals Attempted:** 9 vs. George Mason (11/7/22)  
**Free Throws Made:** 11 vs. UConn (11/24/21)  
**Free Throws Attempted:** 16 vs. UConn (11/24/21)  
**Rebounds:** 8 at Alabama (1/11/22)  
**Assists:** 7 vs. Jacksonville State (3/18/22)  
**Blocks:** 2 vs. St. Bonaventure (11/17/23), vs. Auburn (1/13/21)  
**Steals:** 5 vs. UConn (11/24/21), vs. Syracuse (11/26/21)  
**Minutes Played:** 37 vs. UConn (11/24/21)  
**Double-Figure Games:** 60  
**20-Point Games:** 9  
**10-Rebound Games:** None  
**5-Steal Games:** 2  
**Double-Doubles:** None  
**Dunks:** 11

**CAREER HONORS**

- 2022-23 Preseason All-SEC Second Team
- 2020-21 SEC All-Freshman Team
- SEC Freshman of the Week (Jan. 18, 2021)

**2023-24 GAME-BY-GAME STATISTICS**

Opponent	GS	Min.	FG-A	3FG-A	FT-A	O-D-T	PF	A	TO	BLK	STL	PTS
vs. Baylor	16	3-5	0-1	0-0	0-0-0	4	0	1	0	1	6	
SE Louisiana	19	4-9	2-5	3-3	0-2-2	2	3	0	0	0	13	
vs. Notre Dame	22	1-6	0-2	6-7	0-3-3	2	0	1	0	1	8	
vs. St. Bonaventure	18	4-7	1-4	0-0	0-0-0	2	3	0	2	1	9	
Alabama A&M	11	2-4	1-3	1-2	0-2-2	3	1	1	1	0	6	
Virginia Tech	12	1-6	0-3	0-0	0-2-2	6	0	1	0	1	2	
at App State	8	0-3	0-3	0-0	1-1-2	1	1	0	0	1	0	
vs. Indiana	19	5-9	1-2	3-3	0-2-2	3	3	0	0	1	14	
vs. UNC Asheville	15	2-4	1-2	1-2	0-3-3	2	2	0	0	4	6	
USC	17	2-6	0-2	1-2	1-0-1	3	0	3	0	1	5	
Alabama State	15	3-6	3-5	4-4	1-1-2	1	0	1	0	2	13	
Chattanooga	19	2-4	2-2	0-0	0-1-1	3	1	0	0	0	6	
Penn	22	3-6	1-4	4-6	2-3-5	1	4	0	0	1	11	
at Arkansas	19	2-8	0-2	2-2	0-2-2	2	2	1	0	0	6	
Texas A&M	21	4-8	2-3	4-6	1-2-3	0	2	0	0	2	14	
LSU	21	1-6	0-2	6-6	0-3-3	3	1	0	0	0	8	
at Vanderbilt	17	0-4	0-3	2-4	0-1-1	4	1	1	0	2	2	
Ole Miss	19	3-8	1-4	1-1	0-2-2	3	1	1	0	2	8	
at Alabama	22	3-7	0-4	2-2	0-2-2	4	2	2	1	0	8	
at Mississippi St.	22	1-6	0-2	0-0	0-1-1	1	1	1	0	3	2	
Vanderbilt	14	0-2	0-0	2-2	0-0-0	1	0	2	0	1	2	
at Ole Miss	13	4-4	1-1	2-2	1-1-2	2	3	0	0	1	11	
Alabama	21	2-10	1-3	2-4	0-0-0	3	1	0	1	3	7	
at Florida	20	4-7	1-4	3-6	0-3-3	1	0	3	0	0	12	
South Carolina	19	2-3	1-2	4-4	0-2-2	4	1	1	0	3	9	
Kentucky	25	3-10	0-2	0-0	1-1-2	3	1	1	2	1	6	
at Georgia	21	3-6	2-4	0-0	0-1-1	5	3	2	0	0	8	
at Tennessee	16	2-5	1-2	5-5	0-0-0	3	1	1	0	1	10	
Mississippi State	9	1-4	1-4	0-0	0-0-0	0	0	0	1	0	3	
at Missouri	15	1-6	0-3	1-1	0-0-0	5	2	1	0	0	3	
Georgia	14	2-6	1-3	1-2	1-2-3	2	2	1	0	1	6	
vs. South Carolina	10	4-7	2-3	0-1	1-4-5	3	3	1	0	0	10	
vs. Mississippi State	12	1-3	0-2	2-3	0-1-1	3	0	2	0	0	4	
vs. Florida	18	1-5	0-0	2-2	0-4-4	1	0	1	0	1	4	

**JOHNSON'S CAREER STATISTICS**


SEASON	TEAM	GP-GS	MIN/AVG	Field Goals		3-Point		F-Throws		Rebounds				Scoring						
				FG-FGA	FG%	3FG-3FGA	3FG%	FT-FTA	FT%	OFF	DEF	TOT	AVG	PF-FO	A	TO	BLK	STL	PTS	AVG
2020-21	UGa	16-0	362/22.6	68-161	.422	24-62	.387	56-91	.615	11	33	44	2.8	45-0	19	34	3	29	216	13.5
2021-22	AUB	34-31	941/27.7	133-345	.386	45-155	.290	106-147	.721	19	78	97	2.9	87-0	53	62	2	64	417	12.3
2022-23	AUB	33-0	722/21.9	90-236	.381	36-108	.333	77-111	.694	15	48	63	1.9	76-0	43	50	1	36	293	8.9
2023-24	AUB	34-1	595/17.5	76-200	.380	26-93	.280	64-82	.780	10	52	62	1.8	86-3	45	31	7	39	242	7.1
<b>TOTAL FOR AUB</b>		<b>101-32</b>	<b>2258/22.4</b>	<b>299-781</b>	<b>.383</b>	<b>107-356</b>	<b>.301</b>	<b>247-340</b>	<b>.726</b>	<b>44</b>	<b>178</b>	<b>222</b>	<b>2.2</b>	<b>249-3</b>	<b>141</b>	<b>143</b>	<b>10</b>	<b>139</b>	<b>952</b>	<b>9.4</b>
<b>TOTAL</b>		<b>117-32</b>	<b>2620/22.4</b>	<b>367-942</b>	<b>.390</b>	<b>131-418</b>	<b>.313</b>	<b>303-431</b>	<b>.703</b>	<b>55</b>	<b>211</b>	<b>266</b>	<b>2.3</b>	<b>294-3</b>	<b>160</b>	<b>177</b>	<b>13</b>	<b>168</b>	<b>1168</b>	<b>10.0</b>

1

# ADEN HOLLOWAY

G | 6-1 | 178 | Fr.  
Charlotte, N.C.  
(Prolific Prep)

**\*\*2024 SEC All-Freshman Team\*\***



### SEASON SUPERLATIVES

**Points:** 24 vs. Indiana (12/9/23)  
**Field Goals Made:** 7 vs. Indiana (12/9/23)  
**Field Goals Attempted:** 15 vs. Baylor (11/7/23)  
**3-Point Field Goals Made:** 5 at Georgia (2/24/24), vs. Indiana (12/9/23)  
**3-Point Field Goals Attempted:** 10 vs. LSU (1/13/24)  
**Free Throws Made:** 5 vs. Indiana (12/9/23), vs. Alabama A&M (11/21/23)  
**Free Throws Attempted:** 7 vs. Alabama A&M (11/21/23)  
**Rebounds:** 5 at Arkansas (1/6/24)  
**Assists:** 6 (four times)  
**Blocks:** 1 vs. Baylor (11/7/23)  
**Steals:** 3 vs. Virginia Tech (11/29/23)  
**Minutes Played:** 26 at Appalachian State (12/3/23), vs. Baylor (11/7/23)  
**Double-Figure Games:** 9  
**20-Point Games:** None  
**10-Rebound Games:** None  
**10-Assist Games:** None  
**5-Steal Games:** None  
**Double-Doubles:** None  
**Dunks:** None

### CAREER SUPERLATIVES

**Points:** 24 vs. Indiana (12/9/23)  
**Field Goals Made:** 7 vs. Indiana (12/9/23)  
**Field Goals Attempted:** 15 vs. Baylor (11/7/23)  
**3-Point Field Goals Made:** 5 at Georgia (2/24/24), vs. Indiana (12/9/23)  
**3-Point Field Goals Attempted:** 10 vs. LSU (1/13/24)  
**Free Throws Made:** 5 vs. Indiana (12/9/23), vs. Alabama A&M (11/21/23)  
**Free Throws Attempted:** 7 vs. Alabama A&M (11/21/23)  
**Rebounds:** 5 at Arkansas (1/6/24)  
**Assists:** 6 (four times)  
**Blocks:** 1 vs. Baylor (11/7/23)  
**Steals:** 3 vs. Virginia Tech (11/29/23)  
**Minutes Played:** 26 at Appalachian State (12/3/23), vs. Baylor (11/7/23)  
**Double-Figure Games:** 9  
**20-Point Games:** None  
**10-Rebound Games:** None  
**10-Assist Games:** None  
**5-Steal Games:** None  
**Double-Doubles:** None  
**Dunks:** None

### CAREER HONORS

- 2024 SEC All-Freshman Team
- Two-Time SEC Freshman of the Week (11/13/23 and 12/11/23)
- 2023 McDonald's High School All-American

### 2023-24 GAME-BY-GAME STATISTICS

Opponent	GS	Min.	FG-A	3FG-A	FT-A	O-D-T	PF	A	TO	BLK	STL	PTS
vs. Baylor		26	6-15	4-8	3-5	0-3-3	0	6	3	1	0	19
SE Louisiana		22	4-10	3-8	0-0	0-0-0	2	3	0	0	0	11
vs. Notre Dame	*	22	5-9	4-5	1-1	1-0-1	1	5	2	0	0	15
vs. St. Bonaventure*		24	2-10	2-7	2-2	0-0-0	2	3	2	0	0	8
Alabama A&M	*	22	3-9	2-7	5-7	0-1-1	1	2	0	0	0	13
Virginia Tech	*	22	0-7	0-2	0-0	0-1-1	2	2	1	0	3	0
at App State	*	26	2-10	0-6	4-5	0-0-0	3	2	1	0	0	8
vs. Indiana	*	22	7-11	5-8	5-5	0-1-1	2	2	0	0	0	24
vs. UNC Asheville	*	20	3-11	1-5	0-0	1-1-2	0	5	1	0	0	7
USC	*	23	5-10	4-7	1-2	0-2-2	2	6	0	0	0	15
Alabama State	*	19	2-6	2-6	0-0	0-1-1	1	4	2	0	0	6
Chattanooga	*	21	2-10	2-8	2-2	0-4-4	1	5	0	0	0	8
Penn	*	18	1-5	1-5	0-0	0-1-1	1	6	1	0	1	3
at Arkansas	*	20	2-9	1-4	0-0	1-4-5	1	0	0	0	0	5
Texas A&M	*	18	2-6	2-6	0-0	0-1-1	1	1	1	0	0	6
LSU	*	22	5-13	3-10	0-0	0-1-1	1	3	1	0	1	13
at Vanderbilt	*	19	3-8	2-6	2-2	0-1-1	4	1	1	0	0	10
Ole Miss	*	22	3-7	1-4	2-2	1-0-1	0	3	0	0	1	9
at Alabama	*	22	0-7	0-5	2-3	1-1-2	0	3	1	0	0	2
at Mississippi St.		19	2-8	2-7	1-2	0-2-2	2	1	3	0	0	7
Vanderbilt		15	0-5	0-5	1-2	0-3-3	1	2	1	0	0	1
at Ole Miss		15	2-5	1-4	1-2	0-0-0	1	3	1	0	0	6
Alabama		15	1-6	1-5	3-4	1-0-1	0	1	0	0	1	6
at Florida		15	0-5	0-2	0-0	0-2-2	2	1	0	0	0	0
South Carolina		10	1-3	0-2	0-0	0-2-2	0	3	0	0	1	2
Kentucky		15	1-5	0-3	2-3	0-2-2	0	0	0	0	1	4
at Georgia	*	28	5-10	5-8	0-0	0-1-1	1	3	1	0	0	15
at Tennessee	*	21	2-5	1-3	0-0	0-0-0	4	2	1	0	0	5
Mississippi State	*	21	0-1	0-0	0-0	0-1-1	1	1	1	0	2	0
at Missouri	*	22	3-5	1-3	2-2	0-2-2	2	5	0	0	1	9
Georgia	*	21	2-5	0-3	0-0	0-0-0	0	1	2	0	1	4
vs. South Carolina	*	22	4-8	1-2	0-0	2-3-5	2	1	0	0	0	9
vs. Mississippi State*		17	0-3	0-2	0-0	1-0-1	1	6	2	0	2	5
vs. Florida	*	18	2-6	1-3	2-2	0-0-0	0	2	1	0	0	7

### HOLLOWAY'S CAREER STATISTICS

SEASON	TEAM	GP-GS	MIN/AVG	Field Goals		3-Point		F-Throws		Rebounds				Scoring						
				FG-FGA	FG%	3FG-3FGA	3FG%	FT-FTA	FT%	OFF	DEF	TOT	AVG	PF-FO	A	TO	BLK	STL	PTS	AVG
2023-24	AUB	34-25	689/20.3	82-253	.324	52-169	.308	41-53	.774	9	41	50	1.5	42-0	94	30	1	15	257	7.6
<b>TOTAL</b>		<b>34-25</b>	<b>689/20.3</b>	<b>82-253</b>	<b>.324</b>	<b>52-169</b>	<b>.308</b>	<b>41-53</b>	<b>.774</b>	<b>9</b>	<b>41</b>	<b>50</b>	<b>1.5</b>	<b>42-0</b>	<b>94</b>	<b>30</b>	<b>1</b>	<b>15</b>	<b>257</b>	<b>7.6</b>

2

# JAYLIN WILLIAMS

F | 6-8 | 245 | Gr.

Nahunta, Ga.

(Brantley County HS)

**\*\*2024 All-SEC Second Team\*\***



## SEASON SUPERLATIVES

**Points:** 24 vs. Indiana (12/9/23)  
**Field Goals Made:** 9 vs. Chattanooga (12/30/23)  
**Field Goals Attempted:** 14 vs. Indiana (12/9/23)  
**3-Point Field Goals Made:** 5 vs. South Carolina (2/14/24)  
**3-Point Field Goals Attempted:** 7 vs. South Carolina (2/14/24)  
**Free Throws Made:** 9 vs. Alabama (2/7/24)  
**Free Throws Attempted:** 10 vs. Alabama (2/7/24)  
**Rebounds:** 11 at Alabama (1/24/24)  
**Assists:** 7 vs. Indiana (12/9/23)  
**Blocks:** 2 (five times)  
**Steals:** 3 vs. Alabama A&M (11/21/23)  
**Minutes Played:** 35 vs. Texas A&M (1/9/24)  
**Double-Figure Games:** 21  
**20-Point Games:** 8  
**10-Rebound Games:** 2  
**5-Steal Games:** None  
**Double-Doubles:** 1  
**Dunks:** 32

## CAREER SUPERLATIVES

**Points:** 26 vs. Alabama (2/7/24)  
**Field Goals Made:** 9 vs. Chattanooga (12/30/23), vs. Georgia (2/2/21)  
**Field Goals Attempted:** 15 vs. Mississippi State (1/14/23)  
**3-Point Field Goals Made:** 6 at Ole Miss (1/6/21)  
**3-Point Field Goals Attempted:** 10 at Ole Miss (1/6/21)  
**Free Throws Made:** 9 vs. Alabama (2/7/24)  
**Free Throws Attempted:** 10 vs. Alabama (2/7/24), vs. Tennessee (2/27/21)  
**Rebounds:** 11 (three times)  
**Assists:** 8 vs. Memphis (12/12/20)  
**Blocks:** 5 at Georgia (1/13/21)  
**Steals:** 4 vs. Texas Southern (11/18/22)  
**Minutes Played:** 37 vs. Saint Joseph's (11/26/20)  
**Double-Figure Games:** 63  
**20-Point Games:** 12  
**10-Rebound Games:** 5  
**Double-Doubles:** 2  
**Dunks:** 77

## CAREER HONORS

- 2024 All-SEC Second Team
- SEC Player of the Week (12/11/13)
- 2023 Legends Classic All-Tournament Team
- Three-Time SEC Academic Honor Roll (2020-21, 2021-22 and 2022-23)
- 2022-23 SEC Community Service Team
- 2022 Cancun Challenge Tournament MVP (Riviera Division)
- 2022 Cancun Challenge All-Tournament Team (Riviera Division)

## 2023-24 GAME-BY-GAME STATISTICS

Opponent	GS	Min.	FG-A	3FG-A	FT-A	O-D-T	PF	A	TO	BLK	STL	PTS
vs. Baylor	*	26	2-6	0-1	0-0	2-4-6	1	1	2	1	0	4
SE Louisiana	*	21	2-7	2-5	3-4	2-1-3	1	2	1	2	1	9
vs. Notre Dame	*	22	5-9	1-3	0-0	1-6-7	0	2	1	2	0	11
vs. St. Bonaventure*	*	22	4-6	0-1	3-3	3-7-10	2	1	2	0	1	11
Alabama A&M	*	18	3-4	1-2	3-4	1-5-6	0	1	0	1	3	10
Virginia Tech	*	13	1-4	0-1	1-1	2-3-5	4	2	1	0	2	3
at App State	*	22	3-5	0-1	0-1	0-3-3	2	0	1	0	0	6
vs. Indiana	*	29	8-14	2-4	6-9	2-4-6	3	7	0	1	1	24
vs. UNC Asheville	*	18	3-6	0-0	2-2	1-3-4	1	3	2	0	2	8
USC	*	26	6-9	2-4	0-1	0-3-3	2	2	0	0	0	14
Alabama State	*	20	7-10	0-3	6-6	0-3-3	2	1	2	0	1	20
Chattanooga	*	18	9-9	2-2	1-1	3-2-5	0	1	1	0	1	21
Penn	*	28	3-7	2-5	0-0	2-1-3	0	3	1	1	0	8
at Arkansas	*	25	5-9	1-3	0-0	0-3-3	0	1	1	0	0	11
Texas A&M	*	35	8-10	1-2	5-5	1-7-8	2	3	1	0	0	22
LSU	*	24	2-2	2-2	3-5	1-6-7	3	3	2	0	1	9
at Vanderbilt	*	28	7-7	2-2	5-5	2-6-8	1	3	1	1	1	21
Ole Miss	*	22	5-7	1-1	2-2	1-0-1	2	1	1	1	0	13
at Alabama	*	29	3-9	0-3	1-2	2-9-11	1	0	2	0	1	7
at Mississippi St.	*	26	3-11	0-4	4-4	2-3-5	0	3	1	0	1	10
Vanderbilt	*	27	7-9	3-4	4-6	1-1-2	3	4	1	0	1	21
at Ole Miss	*	28	6-11	1-4	3-4	2-3-5	2	2	3	0	0	16
Alabama	*	31	8-13	1-3	9-10	1-5-6	3	1	0	2	1	26
at Florida	*	21	3-10	0-1	0-0	0-0-0	1	0	2	0	0	6
South Carolina	*	24	8-11	5-7	2-2	1-1-2	3	1	0	0	2	23
Kentucky	*	24	1-5	0-2	1-2	0-0-0	0	1	1	0	1	3
at Georgia	DNP											
at Tennessee		20	4-9	1-4	3-3	1-2-3	3	4	0	0	1	12
Mississippi State	*	22	1-3	0-1	8-8	0-3-3	3	3	1	2	0	10
at Missouri	*	25	5-7	0-1	5-5	0-2-2	1	0	1	2	0	15
Georgia	*	23	6-10	1-2	0-2	1-1-2	2	3	0	0	0	13
vs. South Carolina	*	20	1-2	1-1	0-0	0-5-5	2	0	1	2	0	3
vs. Mississippi State*	*	30	4-7	1-3	4-4	0-4-4	2	4	2	2	0	13
vs. Florida	*	23	3-8	0-1	0-0	1-4-5	4	1	2	2	1	6

## WILLIAMS' CAREER STATISTICS

SEASON	TEAM	GP-GS	MIN/AVG	Field Goals		3-Point		F-Throws		Rebounds				Scoring						
				FG-FGA	FG%	3FG-3FGA	3FG%	FT-FTA	FT%	OFF	DEF	TOT	AVG	PF-FO	A	TO	BLK	STL	PTS	AVG
2019-20	AUB	14-0	100/7.1	15-28	.536	1-9	.111	3-3	1.000	8	17	25	1.8	12-0	6	6	5	6	34	2.4
2020-21	AUB	27-27	713/26.4	116-224	.518	32-94	.340	31-49	.633	36	91	127	4.7	66-0	54	49	39	18	295	10.9
2021-22	AUB	33-0	462/14.0	72-151	.477	15-51	.294	27-33	.818	33	55	88	2.7	57-1	27	30	16	8	186	5.6
2022-23	AUB	33-33	918/27.8	136-292	.466	40-113	.354	56-73	.767	41	113	154	4.7	78-2	74	39	25	35	368	11.2
2023-24	AUB	33-32	796/24.1	146-256	.570	33-83	.398	84-101	.832	36	110	146	4.4	56-0	64	37	22	23	409	12.4
<b>TOTAL</b>		<b>140-92</b>	<b>2989/21.3</b>	<b>485-951</b>	<b>.510</b>	<b>121-350</b>	<b>.346</b>	<b>201-259</b>	<b>.776</b>	<b>154</b>	<b>386</b>	<b>540</b>	<b>3.9</b>	<b>269-3</b>	<b>225</b>	<b>161</b>	<b>107</b>	<b>90</b>	<b>1292</b>	<b>9.2</b>

3

TRE DONALDSON

G | 6-3 | 200 | So.  
Tallahassee, Fla.  
(Florida State Univ. School)



SEASON SUPERLATIVES

**Points:** 15 vs. UNC Asheville (12/13/23)  
**Field Goals Made:** 6 vs. UNC Asheville (12/13/23)  
**FG Attempted:** 12 at Appalachian State (12/3/23)  
**3-Point Field Goals Made:** 3 at Missouri (3/5/24)  
**3-Point Field Goals Attempted:** 5 (three times)  
**Free Throws Made:** 4 (three times)  
**Free Throws Attempted:** 4 (four times)  
**Rebounds:** 7 (three times)  
**Assists:** 6 (three times)  
**Blocks:** None  
**Steals:** 2 (five times)  
**Minutes Played:** 25 at Ole Miss (2/3/24)  
**Double-Figure Games:** 10  
**20-Point Games:** None  
**10-Rebound Games:** None  
**5-Steal Games:** None  
**Double-Doubles:** None  
**Dunks:** 2

CAREER SUPERLATIVES

**Points:** 15 vs. UNC Asheville (12/13/23)  
**Field Goals Made:** 6 vs. UNC Asheville (12/13/23)  
**Field Goals Attempted:** 12 at Appalachian State (12/3/23)  
**3-Point Field Goals Made:** 3 at Missouri (3/5/24), vs. Iowa (3/16/23)  
**3-Point Field Goals Attempted:** 5 (three times)  
**Free Throws Made:** 4 (three times)  
**Free Throws Attempted:** 4 (four times)  
**Rebounds:** 7 (three times)  
**Assists:** 7 at Washington (12/21/22)  
**Blocks:** 1 vs. Houston (3/18/23)  
**Steals:** 4 at USC (12/18/22)  
**Minutes Played:** 25 at Ole Miss (2/3/24)  
**Double-Figure Games:** 12  
**20-Point Games:** None  
**10-Rebound Games:** None  
**Double-Doubles:** None  
**Dunks:** 4

CAREER HONORS

• 2022-23 First-Year SEC Academic Honor Roll

2023-24 GAME-BY-GAME STATISTICS


Opponent	GS	Min.	FG-A	3FG-A	FT-A	O-D-T	PF	A	TO	BLK	STL	PTS
vs. Baylor	*	14	2-3	0-1	2-2	0-3-3	4	1	4	0	0	6
SE Louisiana	*	18	1-4	1-2	0-0	0-3-3	2	4	1	0	0	3
vs. Notre Dame		16	4-6	2-4	0-0	0-1-1	2	5	0	0	1	10
vs. St. Bonaventure		16	1-2	1-2	0-0	0-0-0	0	3	3	0	0	3
Alabama A&M	*	21	2-5	0-1	2-2	1-2-3	1	3	3	0	0	6
Virginia Tech		18	4-6	1-1	0-0	2-0-2	0	3	0	0	1	9
at App State		23	5-12	2-5	0-0	2-1-3	1	5	2	0	1	12
vs. Indiana		18	4-7	2-4	0-0	0-7-7	1	3	0	0	2	10
vs. UNC Asheville		19	6-8	0-2	3-4	0-0-0	2	2	1	0	0	15
USC		16	3-4	0-0	1-1	0-2-2	0	5	1	0	2	7
Alabama State		20	2-5	1-2	0-1	0-3-3	1	4	3	0	1	5
Chattanooga		16	1-3	0-1	4-4	1-1-2	0	4	0	0	0	6
Penn		21	2-9	2-5	0-0	1-3-4	0	3	0	0	1	6
at Arkansas		20	5-6	1-1	0-0	0-7-7	1	4	1	0	0	11
Texas A&M		21	1-5	0-3	2-2	0-0-0	0	6	3	0	0	4
LSU		17	3-5	0-1	4-4	1-2-3	0	3	1	0	2	10
at Vanderbilt		21	2-3	1-2	0-0	0-2-2	3	0	3	0	0	5
Ole Miss		17	1-2	1-2	0-0	0-0-0	1	3	1	0	1	3
at Alabama		18	3-5	2-3	0-0	0-1-1	0	3	0	0	1	8
at Mississippi St.	*	21	2-5	0-1	2-3	0-3-3	1	2	1	0	2	6
Vanderbilt	*	23	1-5	0-1	0-0	2-5-7	1	5	4	0	2	2
at Ole Miss	*	25	4-8	2-3	0-0	0-0-0	0	6	1	0	1	10
Alabama	*	23	5-9	0-0	4-4	1-5-6	1	4	2	0	1	14
at Florida	*	24	2-5	0-3	0-0	0-3-3	1	2	3	0	1	4
South Carolina	*	20	5-8	0-0	1-1	0-0-0	1	4	0	0	2	11
Kentucky	*	11	0-3	0-1	1-2	0-3-3	4	0	2	0	1	1
at Georgia		12	0-2	0-1	0-1	0-2-2	1	0	0	0	0	0
at Tennessee		17	0-1	0-0	0-0	0-1-1	2	3	1	0	1	0
Mississippi State		19	2-6	0-1	0-0	0-0-0	3	6	0	0	0	4
at Missouri		19	3-9	3-5	0-0	0-2-2	3	2	0	0	1	9
Georgia		19	3-7	1-2	0-0	0-2-2	0	2	1	0	1	7
vs. South Carolina		16	2-3	1-1	0-0	0-1-1	0	4	0	0	0	5
vs. Mississippi State		23	3-7	1-2	3-4	0-1-1	1	0	1	0	0	10
vs. Florida		21	3-4	2-3	0-0	0-1-1	0	4	2	0	3	8

DONALDSON'S CAREER STATISTICS

SEASON	TEAM	GP-GS	MIN/AVG	Field Goals		3-Point		F-Throws		Rebounds				Scoring						
				FG-FGA	FG%	3FG-3FGA	3FG%	FT-FTA	FT%	OFF	DEF	TOT	AVG	PF-FO	A	TO	BLK	STL	PTS	AVG
2022-23	AUB	32-0	337/10.5	28-73	.384	13-32	.406	11-20	.550	3	43	46	1.4	32-1	39	19	1	21	80	2.5
2023-24	AUB	34-10	647/19.0	87-182	.478	27-66	.409	29-35	.829	11	67	78	2.3	38-0	108	45	0	29	230	6.8
<b>TOTAL</b>		<b>66-10</b>	<b>984/14.9</b>	<b>115-255</b>	<b>.451</b>	<b>40-98</b>	<b>.408</b>	<b>40-55</b>	<b>.727</b>	<b>14</b>	<b>110</b>	<b>124</b>	<b>1.9</b>	<b>70-1</b>	<b>147</b>	<b>64</b>	<b>1</b>	<b>50</b>	<b>310</b>	<b>4.7</b>

# JOHNI BROOME

F/C | 6-10 | 240 | Jr.  
Plant City, Fla.  
(Morehead State)



# 4

- \*\*Associated Press All-America Third Team\*\***
- \*\*NABC Division I All-America Third Team\*\***
- \*\*USBWA All-America Third Team\*\***
- \*\*The Sporting News All-America Third Team\*\***
- \*\*NABC All-District 20 First Team\*\***
- \*\*2024 SEC Tournament Most Valuable Player\*\***
- \*\*2024 SEC All-Tournament Team\*\***
- \*\*2024 All-SEC First Team\*\***
- \*\*2024 SEC All-Defensive Team\*\***

## SEASON SUPERLATIVES

**Points:** 30 vs. Virginia Tech (11/29/23)  
**Field Goals Made:** 11 at Alabama (1/24/24), vs. Virginia Tech (11/29/23)  
**Field Goals Attempted:** 19 vs. Virginia Tech (11/29/23)  
**3-Point Field Goals Made:** 4 vs. South Carolina (2/14/24)  
**3-Point Field Goals Attempted:** 5 at Tennessee (2/28/24), vs. South Carolina (2/14/24)  
**Free Throws Made:** 9 vs. Alabama (2/7/24)  
**Free Throws Attempted:** 13 vs. Virginia Tech (11/29/23)  
**Rebounds:** 14 at Alabama (1/24/24)  
**Assists:** 7 at Ole Miss (2/3/24)  
**Blocks:** 5 (three times)  
**Steals:** 3 (four times)  
**Minutes Played:** 34 at Mississippi State (1/27/24)  
**Double-Figure Games:** 31  
**30-Point Games:** 1  
**20-Point Games:** 6  
**10-Rebound Games:** 13  
**Double-Doubles:** 13  
**Dunks:** 26

## CAREER SUPERLATIVES

**Points:** 32 vs. Murray State (3/5/22)  
**Field Goals Made:** 13 vs. Murray State (3/5/22)  
**Field Goals Attempted:** 21 at Xavier (12/15/21)  
**3-Point Field Goals Made:** 4 vs. South Carolina (2/14/24)  
**3-Point Field Goals Attempted:** 5 (three times)  
**Free Throws Made:** 9 vs. Alabama (2/7/24), vs. Presbyterian (12/6/21)  
**Free Throws Attempted:** 16 vs. Houston (3/18/23)  
**Rebounds:** 18 vs. Georgia (2/1/23), vs. Belmont (1/20/22)  
**Assists:** 7 at Ole Miss (2/3/24)  
**Blocks:** 12 vs. UT Martin (2/16/22)  
**Steals:** 4 vs. Colgate (12/2/22)  
**Minutes Played:** 37 at Murray State (1/29/22)  
**Double-Figure Games:** 114  
**30-Point Games:** 2  
**20-Point Games:** 28  
**10-Rebound Games:** 59  
**Double-Doubles:** 59  
**Dunks:** 95

## CAREER HONORS

- USBWA Oscar Robertson National Player of the Week (Feb. 5, 2024)
- SEC Player of the Week (Feb. 5, 2024)
- 2023-24 John R. Wooden Player of the Year Award Late Season Top 20 Watch List
- 2023 Legends Classic MVP and All-Tournament Team
- 2023-24 Naismith Trophy Player of the Year Watch List
- 2023-24 Preseason All-SEC First Team (Coaches and Media)
- 2023-24 Kareem Abdul-Jabbar Center of the Year Award Top 10 Watch List
- 2022-23 All-SEC Second Team
- 2022-23 USBWA All-District IV Team
- 2022 Cancun Challenge All-Tournament Team (Riviera Division)
- 2022-23 First-Year SEC Academic Honor Roll
- 2023 NABC Honors Court
- Two-Time NABC All-District 18 First Team (2020-21 and 2021-22)
- 2021-22 Ohio Valley Conference Defensive Player of the Year
- 2020-21 OVC Freshman of the Year
- Two-Time All-OVC First Team (2020-21 and 2021-22)
- Two-Time OVC All-Tournament Team (2020-21 and 2021-22)

## 2023-24 GAME-BY-GAME STATISTICS

Opponent	GS	Min.	FG-A	3FG-A	FT-A	O-D-T	PF	A	TO	BLK	STL	PTS
vs. Baylor	*	25	4-10	2-3	6-10	5-6-11	6	2	1	1	0	16
SE Louisiana	*	24	7-12	1-1	3-3	2-9-11	4	2	2	2	1	18
vs. Notre Dame	*	19	7-11	1-2	0-1	2-4-6	4	4	3	1	0	15
vs. St. Bonaventure*	21	7-11	0-2	4-11	1-4-5	3	1	2	0	0	18	
Alabama A&M	21	3-7	0-2	4-6	2-3-5	2	2	2	0	1	10	
Virginia Tech	*	26	11-19	0-2	8-13	7-6-13	1	0	2	3	1	30
at App State	*	27	10-16	0-3	1-7	4-9-13	2	1	2	2	0	21
vs. Indiana	*	21	1-6	0-1	0-0	2-5-7	4	3	1	2	2	2
vs. UNC Asheville	*	20	2-3	0-1	2-3	2-4-5	1	3	0	1	1	6
USC	*	23	4-14	0-2	3-3	1-2-3	0	0	0	4	0	11
Alabama State	*	23	5-9	0-2	6-9	3-10-13	2	1	4	3	3	16
Chattanooga	*	20	9-12	0-1	0-1	2-6-8	2	0	1	4	0	18
Penn	*	28	9-10	3-4	3-4	1-11-12	1	2	2	3	1	24
at Arkansas	*	25	7-13	0-2	0-0	3-5-8	1	3	2	2	2	14
Texas A&M	*	28	1-4	0-0	8-10	1-6-7	1	2	2	4	0	10
LSU	*	22	6-12	1-1	5-6	2-5-7	4	1	0	0	3	18
at Vanderbilt	*	24	6-12	0-2	3-5	5-7-12	2	2	1	1	3	15
Ole Miss	*	21	5-9	1-2	2-2	2-3-5	2	2	4	1	3	13
at Alabama	*	25	11-17	1-2	2-2	4-10-14	5	1	1	5	0	25
at Mississippi St.	*	34	5-7	1-1	3-3	0-7-7	2	2	1	3	1	14
Vanderbilt	*	24	7-11	2-2	0-0	3-8-11	2	4	1	5	1	16
at Ole Miss	*	25	7-13	1-3	0-2	2-7-9	4	7	1	3	0	15
Alabama	*	26	7-16	1-4	9-11	1-6-7	0	2	1	5	2	24
at Florida	*	28	6-11	1-2	1-8	1-6-7	3	1	2	2	0	14
South Carolina	*	22	8-15	4-5	1-3	0-2-2	1	0	0	2	0	21
Kentucky	*	31	5-13	0-3	4-4	6-5-11	4	2	1	3	1	14
at Georgia	*	26	7-10	1-2	1-4	5-8-13	3	2	3	2	0	16
at Tennessee	*	33	9-16	2-5	3-7	2-7-9	0	5	3	1	2	23
Mississippi State	*	25	7-13	1-2	2-4	2-4-6	3	1	1	1	0	25
at Missouri	*	24	7-14	0-2	3-5	3-5-8	2	2	1	3	0	17
Georgia	*	25	4-10	0-1	6-8	0-6-6	3	5	2	2	1	14
vs. South Carolina	*	21	6-14	2-5	4-7	3-7-10	2	3	0	0	0	18
vs. Mississippi State*	23	4-8	1-3	1-2	0-3-3	3	2	1	3	0	10	
vs. Florida	*	24	7-10	0-2	5-7	1-10-11	2	3	2	3	0	19

## BROOME'S CAREER STATISTICS

SEASON	TEAM	GP-GS	MIN/AVG	Field Goals		3-Point		F-Throws		Rebounds			Scoring							
				FG-FGA	FG%	3FG-3FGA	3FG%	FT-FTA	FT%	OFF	DEF	TOT	AVG	PF-FO	A	TO	BLK	STL	PTS	AVG
2020-21	More	30-27	776/25.9	172-302	.570	0-0	.000	68-110	.618	91	179	270	9.0	61-0	20	57	56	18	412	13.7
2021-22	More	34-34	961/28.3	244-440	.555	0-5	.000	84-132	.636	112	246	358	10.5	84-1	41	81	131	24	572	16.8
2022-23	AUB	33-33	875/26.5	194-368	.527	9-31	.290	70-125	.560	96	181	277	8.4	99-4	44	57	78	29	467	14.2
2023-24	AUB	34-33	842/24.8	211-388	.544	27-77	.351	103-171	.602	80	206	286	8.4	81-2	73	52	77	29	552	16.2
<b>TOTAL FOR AUB</b>		<b>67-66</b>	<b>1717/25.6</b>	<b>405-756</b>	<b>.536</b>	<b>36-108</b>	<b>.333</b>	<b>173-296</b>	<b>.584</b>	<b>176</b>	<b>387</b>	<b>563</b>	<b>8.4</b>	<b>180-6</b>	<b>117</b>	<b>109</b>	<b>155</b>	<b>58</b>	<b>1019</b>	<b>15.2</b>
<b>TOTAL</b>		<b>131-127</b>	<b>3453/26.4</b>	<b>821-1498</b>	<b>.548</b>	<b>36-113</b>	<b>.319</b>	<b>325-538</b>	<b>.604</b>	<b>379</b>	<b>812</b>	<b>1191</b>	<b>9.1</b>	<b>325-7</b>	<b>178</b>	<b>247</b>	<b>342</b>	<b>100</b>	<b>2003</b>	<b>15.3</b>

5

**CHRIS MOORE**  
 F | 6-6 | 220 | Sr.  
 West Memphis, Ark.  
 (West Memphis HS)



**SEASON SUPERLATIVES**

**Points:** 10 vs. Notre Dame (11/16/23)  
**Field Goals Made:** 3 4x, most recent vs. Florida (3/17/24)  
**Field Goals Attempted:** 4 (three times)  
**3-Point Field Goals Made:** 1 (four times)  
**3-Point Field Goals Attempted:** 2 at Mississippi State (1/27/24)  
**Free Throws Made:** 4 vs. Alabama State (12/22/23)  
**Free Throws Attempted:** 4 (three times)  
**Rebounds:** 6 vs. Florida (3/17/24)  
**Assists:** 5 vs. Chattanooga (12/30/23)  
**Blocks:** 2 vs. Baylor (11/7/23)  
**Steals:** 3 vs. Alabama (2/7/24)  
**Minutes Played:** 23 vs. Alabama A&M (11/21/23), vs. Baylor (11/7/23)  
**Double-Figure Games:** 1  
**20-Point Games:** None  
**10-Rebound Games:** None  
**5-Steal Games:** None  
**Double-Doubles:** None  
**Dunks:** 2

**CAREER SUPERLATIVES**

**Points:** 16 vs. ULM (11/12/21)  
**Field Goals Made:** 5 at Washington (12/21/22), vs. ULM (11/12/21)  
**Field Goals Attempted:** 9 vs. ULM (11/12/21)  
**3-Point Field Goals Made:**  
 3 vs. Texas Southern (11/18/22), vs. Missouri (1/26/21)  
**3-Point Field Goals Attempted:**  
 4 vs. Georgia (2/1/23), vs. Texas Southern (11/18/22)  
**Free Throws Made:** 6 vs. ULM (11/12/21)  
**Free Throws Attempted:** 6 at USC (12/18/22), vs. ULM (11/12/21)  
**Rebounds:** 7 vs. Texas Southern (11/18/22)  
**Assists:** 5 vs. Chattanooga (12/30/23)  
**Blocks:** 2 vs. Baylor (11/7/23), vs. Yale (12/4/21)  
**Steals:** 3 (three times)  
**Minutes Played:** 25 at Alabama (3/1/23), vs. Florida (12/28/22)  
**Double-Figure Games:** 6  
**20-Point Games:** None  
**10-Rebound Games:** None  
**Double-Doubles:** None  
**Dunks:** 10

**2023-24 GAME-BY-GAME STATISTICS**

Opponent	GS	Min.	FG-A	3FG-A	FT-A	O-D-T	PF	A	TO	BLK	STL	PTS
vs. Baylor	*	23	2-4	0-0	0-0	0-2-2	4	1	0	2	0	4
SE Louisiana	*	12	1-2	0-1	0-0	1-1-2	0	1	1	1	0	2
vs. Notre Dame	*	22	3-4	1-1	3-4	3-1-4	0	2	0	0	0	10
vs. St. Bonaventure*		20	1-3	0-1	1-1	1-2-3	0	2	2	0	0	3
Alabama A&M	*	23	0-1	0-1	0-0	1-4-5	2	2	0	1	0	0
Virginia Tech	*	20	0-2	0-1	0-2	1-0-1	2	0	1	1	0	0
at App State	*	13	0-0	0-0	2-2	2-0-2	1	1	2	0	0	2
vs. Indiana	*	11	1-3	0-1	0-0	0-2-2	1	0	0	0	0	2
vs. UNC Asheville	*	10	3-4	0-1	0-0	0-0-0	0	0	0	0	2	6
USC	*	10	0-2	0-1	3-4	1-1-2	4	1	1	1	0	3
Alabama State	*	14	1-2	0-1	4-4	0-0-0	0	0	0	0	0	6
Chattanooga	*	18	2-2	0-0	2-2	1-0-1	2	5	1	0	0	6
Penn	*	14	1-2	0-1	0-0	0-0-0	1	0	1	0	2	2
at Arkansas	*	14	0-1	0-0	0-0	1-0-1	0	0	2	0	1	0
Texas A&M	*	11	0-2	0-1	0-0	0-0-0	0	0	0	0	0	0
LSU	*	8	0-1	0-1	0-0	0-0-0	1	1	0	1	0	0
at Vanderbilt	*	10	1-3	0-1	0-0	0-0-0	1	1	0	0	0	2
Ole Miss	*	15	1-2	0-0	0-0	0-0-0	0	0	1	0	0	2
at Alabama	*	10	1-1	1-1	0-0	0-0-0	1	0	0	0	0	3
at Mississippi St.	*	11	0-2	0-2	0-0	0-0-0	2	0	0	1	0	0
Vanderbilt	*	12	0-3	0-0	0-0	2-3-5	1	0	0	1	0	0
at Ole Miss	*	11	1-2	1-1	0-0	0-2-2	0	0	0	0	0	3
Alabama	*	15	0-1	0-1	0-0	4-1-5	3	3	2	1	3	0
at Florida	*	11	0-1	0-0	0-0	1-0-1	0	0	0	0	0	0
South Carolina	*	14	0-0	0-0	0-0	2-1-3	1	1	0	0	0	0
Kentucky	*	12	0-1	0-1	1-2	1-1-2	1	0	1	0	1	1
at Georgia		3	0-0	0-0	0-0	0-0-0	0	0	0	0	0	0
at Tennessee		DNP										
Mississippi State		6	0-1	0-0	0-0	0-0-0	0	0	0	0	1	0
at Missouri		13	2-3	0-1	0-0	2-1-3	1	1	0	0	0	4
Georgia		9	1-1	1-1	0-0	0-2-2	2	1	1	0	1	3
vs. South Carolina		17	3-3	0-0	0-0	1-1-2	2	0	0	0	1	6
vs. Mississippi State		17	2-2	1-1	0-0	2-1-3	2	0	0	0	0	5
vs. Florida		18	3-3	0-0	1-1	0-6-6	3	2	0	0	1	7

**MOORE'S CAREER STATISTICS**

SEASON	TEAM	GP-GS	MIN/AVG	Field Goals		3-Point		F-Throws		Rebounds				Scoring						
				FG-FGA	FG%	3FG-3FGA	3FG%	FT-FTA	FT%	OFF	DEF	TOT	AVG	PF-FO	A	TO	BLK	STL	PTS	AVG
2020-21	AUB	25-0	281/11.3	27-48	.563	6-15	.400	11-19	.579	28	23	51	2.0	28-0	12	18	6	8	71	2.8
2021-22	AUB	25-0	185/7.4	16-37	.432	0-5	.000	10-15	.667	20	15	35	1.4	19-0	6	15	4	8	42	1.7
2022-23	AUB	31-16	448/14.5	37-75	.493	9-22	.409	25-35	.714	36	30	66	2.1	47-0	19	21	9	15	108	3.5
2023-24	AUB	33-26	452/13.7	30-64	.469	5-22	.227	17-22	.773	27	32	59	1.8	38-0	25	16	10	13	82	2.5
<b>TOTAL</b>		<b>114-42</b>	<b>1367/12.0</b>	<b>110-224</b>	<b>.491</b>	<b>20-64</b>	<b>.313</b>	<b>63-91</b>	<b>.692</b>	<b>111</b>	<b>100</b>	<b>211</b>	<b>1.9</b>	<b>132-0</b>	<b>62</b>	<b>70</b>	<b>29</b>	<b>44</b>	<b>303</b>	<b>2.7</b>

# 10

## CHAD BAKER-MAZARA

G/F | 6-7 | 180 | Jr.

Santo Domingo, Dominican Republic  
(NW Florida State College)

**\*\*2024 SEC All-Tournament Team\*\***



### SEASON SUPERLATIVES

**Points:** 25 at Georgia (2/24/24)  
**Field Goals Made:** 8 at Georgia (2/24/24)  
**Field Goals Attempted:** 12 at Georgia (2/24/24)  
**3-Point Field Goals Made:** 3 (four times)  
**3-Point Field Goals Attempted:** 6 at Ole Miss (2/3/24)  
**Free Throws Made:** 9 vs. Kentucky (2/17/24)  
**Free Throws Attempted:** 11 vs. Alabama (2/7/24)  
**Rebounds:** 9 at Ole Miss (2/3/24)  
**Assists:** 6 vs. Alabama A&M (11/21/23)  
**Blocks:** 2 (three times)  
**Steals:** 5 vs. LSU (1/13/24)  
**Minutes Played:** 31 vs. Georgia (3/9/24)  
**Double-Figure Games:** 20  
**20-Point Games:** 1  
**10-Rebound Games:** None  
**5-Steal Games:** 1  
**Double-Doubles:** None  
**Dunks:** 10

### CAREER SUPERLATIVES

**Points:** 25 at Georgia (2/24/24)  
**Field Goals Made:** 8 at Georgia (2/24/24), at Fordham (1/27/21)  
**Field Goals Attempted:** 15 at Fordham (1/27/21)  
**3-Point Field Goals Made:** 7 at Fordham (1/27/21)  
**3-Point Field Goals Attempted:** 11 at Fordham (1/27/21)  
**Free Throws Made:** 9 vs. Kentucky (2/17/24)  
**Free Throws Attempted:** 11 vs. Alabama (2/7/24)  
**Rebounds:** 9 at Ole Miss (2/3/24)  
**Assists:** 6 vs. Alabama A&M (11/21/23)  
**Blocks:** 3 vs. Rhode Island (2/27/21)  
**Steals:** 5 vs. LSU (1/13/24)  
**Minutes Played:** 34 vs. Rhode Island (1/20/21)  
**Double-Figure Games:** 33  
**20-Point Games:** 4  
**10-Rebound Games:** None  
**5-Steal Games:** 1  
**Double-Doubles:** None  
**Dunks:** 23

### CAREER HONORS

- 2024 SEC All-Tournament Team
- 2023 NJCAA Region 8 Most Outstanding Player
- 2023 NJCAA Region 8 All-Tournament Team
- 2023 All-Panhandle Conference First Team
- 2021-22 Mountain West Conference Sixth Man of the Year

### 2023-24 GAME-BY-GAME STATISTICS

Opponent	GS	Min.	FG-A	3FG-A	FT-A	O-D-T	PF	A	TO	BLK	STL	PTS
vs. Baylor	12	2-4	0-0	3-3	2-0-2	4	0	1	0	2	7	
SE Louisiana	23	3-6	1-3	5-6	0-6-6	3	1	0	0	1	12	
vs. Notre Dame	18	2-3	0-1	2-3	0-2-2	0	1	1	1	1	6	
vs. St. Bonaventure	20	2-4	1-2	0-0	2-1-3	3	2	0	1	0	5	
Alabama A&M	20	1-4	1-3	3-4	1-3-4	2	6	1	0	1	6	
Virginia Tech	23	5-10	0-3	5-5	2-2-4	3	3	0	1	2	15	
at App State	18	2-9	1-5	2-2	1-3-4	3	3	1	0	0	7	
vs. Indiana	22	4-8	1-2	2-2	1-0-1	1	4	0	0	1	11	
vs. UNC Asheville	19	3-6	3-3	2-2	1-6-7	0	1	1	1	0	11	
USC	22	1-3	0-1	5-6	1-3-4	1	0	0	0	1	7	
Alabama State	18	1-5	0-2	1-1	1-2-3	1	3	1	1	0	3	
Chattanooga	15	4-7	3-5	2-2	0-1-1	2	2	1	0	1	13	
Penn	19	5-10	1-3	5-6	1-0-1	2	0	0	1	0	16	
at Arkansas	21	5-9	2-3	4-4	1-3-4	2	3	0	0	0	16	
Texas A&M	27	1-6	0-3	0-1	2-2-4	4	1	3	2	2	2	
LSU	28	5-10	3-4	6-6	0-2-2	3	3	1	1	5	19	
at Vanderbilt	24	2-6	1-4	0-0	0-0-0	1	3	2	0	0	5	
Ole Miss	13	2-2	1-1	0-0	0-1-1	1	2	1	0	1	5	
at Alabama	20	3-8	0-2	5-7	0-0-0	3	0	2	1	3	11	
at Mississippi St.	23	1-6	1-3	0-0	1-5-6	3	1	2	0	1	3	
Vanderbilt	20	4-8	1-3	2-2	1-4-5	4	4	0	0	0	11	
at Ole Miss	26	5-10	3-6	2-2	1-8-9	4	2	1	1	0	15	
Alabama	20	2-5	1-2	8-11	3-3-6	4	2	0	0	1	13	
at Florida	28	1-5	0-1	4-4	1-6-7	4	4	2	0	0	6	
South Carolina	15	4-4	2-2	0-0	0-5-5	3	3	3	0	0	10	
Kentucky	26	2-3	1-1	9-9	1-5-6	1	3	2	1	1	14	
at Georgia	* 27	8-12	2-3	7-7	1-4-5	3	4	0	1	2	25	
at Tennessee	* 31	3-10	2-4	5-6	1-0-1	2	3	4	0	3	13	
Mississippi State	* 27	4-7	1-2	1-2	1-2-3	5	4	4	2	2	10	
at Missouri	* 27	4-9	3-5	4-4	2-5-7	1	0	1	1	1	15	
Georgia	* 31	2-6	0-2	2-2	2-5-7	4	2	2	2	0	6	
vs. South Carolina	* 21	3-8	0-3	2-2	0-3-3	1	3	0	0	0	8	
vs. Mississippi State*	23	4-8	1-2	5-6	0-4-4	4	1	2	0	2	13	
vs. Florida	* 21	3-7	1-2	3-4	0-1-1	3	2	0	0	1	10	

### BAKER-MAZARA'S CAREER STATISTICS

SEASON	TEAM	GP-GS	MIN/AVG	Field Goals			3-Point		F-Throws		Rebounds				Scoring					
				FG-FGA	FG%	3FG-3FGA	3FG%	FT-FTA	FT%	OFF	DEF	TOT	AVG	PF-FO	A	TO	BLK	STL	PTS	AVG
2020-21	DU	15-13	364/24.3	46-105	.438	25-60	.417	26-32	.813	10	33	43	2.9	45-4	17	13	13	15	143	9.5
2021-22	SDSU	31-0	399/12.9	66-157	.420	22-56	.393	44-49	.898	9	54	63	2.0	45-0	18	23	14	21	198	6.4
2023-24	AUB	34-8	756/22.2	103-228	.452	38-91	.418	106-121	.876	31	96	127	3.7	85-1	76	39	17	36	350	10.3
<b>TOTAL FOR AUB</b>		<b>34-8</b>	<b>756/22.2</b>	<b>103-228</b>	<b>.452</b>	<b>38-91</b>	<b>.418</b>	<b>106-121</b>	<b>.876</b>	<b>31</b>	<b>96</b>	<b>127</b>	<b>3.7</b>	<b>85-1</b>	<b>76</b>	<b>39</b>	<b>17</b>	<b>36</b>	<b>350</b>	<b>10.3</b>
<b>TOTAL</b>		<b>80-21</b>	<b>1519/19.0</b>	<b>215-490</b>	<b>.439</b>	<b>85-207</b>	<b>.411</b>	<b>176-202</b>	<b>.871</b>	<b>50</b>	<b>183</b>	<b>233</b>	<b>2.9</b>	<b>175-5</b>	<b>111</b>	<b>75</b>	<b>44</b>	<b>72</b>	<b>691</b>	<b>8.6</b>

# 12

## DENVER JONES

G | 6-4 | 205 | Jr.  
New Market, Ala.  
(FIU)



### SEASON SUPERLATIVES

**Points:** 21 vs. Georgia (3/9/24)  
**Field Goals Made:** 7 vs. Georgia (3/9/24)  
**Field Goals Attempted:** 11 (three times)  
**3-Point FG Made:** 7 vs. Georgia (3/9/24)  
**3-Point Field Goals Attempted:** 9 vs. Georgia (3/9/24)  
**Free Throws Made:** 6 vs. USC (12/17/23), vs. Virginia Tech (11/29/23)  
**Free Throws Att.:** 6 vs. USC (12/17/23), vs. Virginia Tech (11/29/23)  
**Rebounds:** 5 vs. UNC Asheville (12/13/23), vs. Virginia Tech (11/29/23)  
**Assists:** 4 (three times)  
**Blocks:** 1 (three times)  
**Steals:** 3 vs. South Carolina (3/15/24), at Alabama (1/24/24)  
**Minutes Played:** 29 vs. Mississippi State (3/16/24)  
**Double-Figure Games:** 15  
**20-Point Games:** 1  
**10-Rebound Games:** None  
**5-Steal Games:** None  
**Double-Doubles:** None  
**Dunks:** 3

### CAREER SUPERLATIVES

**Points:** 30 at Rice (3/4/23)  
**Field Goals Made:** 10 (three times)  
**Field Goals Attempted:** 23 vs. Louisiana Tech (3/8/23)  
**3-Point Field Goals Made:** 7 vs. Georgia (3/9/24), vs. Southern Miss (2/3/22)  
**3-Point Field Goals Attempted:** 11 at UTSA (1/21/23)  
**Free Throws Made:** 11 vs. UAB (1/7/23)  
**Free Throws Attempted:** 12 vs. Rice (2/19/22)  
**Rebounds:** 13 at Eastern Michigan (12/11/21)  
**Assists:** 6 (three times)  
**Blocks:** 1 (five times)  
**Steals:** 4 (six times)  
**Minutes Played:** 47 at Eastern Michigan (12/11/21)  
**Double-Figure Games:** 61  
**30-Point Games:** 1  
**20-Point Games:** 20  
**10-Rebound Games:** 1  
**Double-Doubles:** 1  
**Dunks:** 12

### CAREER HONORS

- 2022-23 All-Conference USA First Team
- Conference USA Freshman of the Week (Dec. 13, 2021)
- 2020-21 Jayhawk Conference Freshman of the Year
- 2020-21 NJCAA All-Region 6 Second Team
- 2020-21 All-Jayhawk Conference First Team

### 2023-24 GAME-BY-GAME STATISTICS

Opponent	GS	Min.	FG-A	3FG-A	FT-A	O-D-T	PF	A	TO	BLK	STL	PTS
vs. Baylor	*	24	4-10	3-5	2-2	0-1-1	2	2	2	0	1	13
SE Louisiana	*	22	2-5	1-3	3-4	0-2-2	1	4	2	0	0	8
vs. Notre Dame	*	18	1-5	0-2	0-0	0-2-2	0	1	1	0	1	2
vs. St. Bonaventure*	*	21	3-4	3-3	3-4	1-1-2	0	3	0	0	0	12
Alabama A&M	*	17	3-6	1-4	1-1	0-2-2	2	0	1	0	1	8
Virginia Tech	*	24	1-4	0-2	6-6	1-4-5	0	1	0	0	1	8
at App State	*	17	0-5	0-3	0-0	1-3-4	0	4	0	0	0	0
vs. Indiana	*	18	3-6	2-4	4-4	0-1-1	0	2	1	0	0	12
vs. UNC Asheville	*	23	4-8	1-4	0-0	0-5-5	2	1	2	0	0	9
USC	*	23	2-4	2-2	6-6	1-2-3	3	1	1	0	1	12
Alabama State	*	23	1-5	0-2	1-1	1-1-2	1	0	2	0	1	3
Chattanooga	*	19	2-5	1-4	0-0	1-2-3	0	2	2	0	1	5
Penn	*	16	4-9	2-7	2-2	1-0-1	1	1	0	0	0	12
at Arkansas	*	19	2-5	1-1	2-3	0-0-0	0	1	0	1	1	7
Texas A&M	*	19	0-4	0-3	2-2	0-0-0	2	1	0	0	2	2
LSU	*	19	2-5	0-1	0-0	0-1-1	0	2	0	0	1	4
at Vanderbilt	*	23	1-5	1-3	0-0	3-1-4	1	2	0	0	1	3
Ole Miss	*	20	2-4	1-2	0-0	0-1-1	1	1	1	0	0	5
at Alabama	*	21	3-8	1-5	2-2	1-1-2	1	1	2	0	3	9
at Mississippi St.	*	20	2-6	2-3	2-2	0-0-0	1	2	0	0	0	8
Vanderbilt	*	24	6-11	4-8	3-4	0-0-0	0	0	0	0	0	19
at Ole Miss	*	26	4-8	2-5	1-1	2-1-3	1	1	3	0	1	11
Alabama	*	17	1-2	0-1	2-2	0-0-0	0	0	0	0	0	4
at Florida	*	19	3-6	1-2	3-4	1-0-1	0	1	0	0	0	10
South Carolina	*	25	2-6	0-1	3-3	1-0-1	0	1	2	0	0	6
Kentucky	*	28	3-11	3-7	3-4	1-3-4	0	2	2	0	0	12
at Georgia	*	19	3-4	2-3	0-0	0-0-0	3	0	0	1	0	8
at Tennessee	*	25	3-4	1-2	4-4	0-3-3	4	0	0	0	1	11
Mississippi State	*	28	5-11	3-5	2-2	0-4-4	1	1	1	0	2	15
at Missouri	*	22	3-5	0-2	4-4	1-0-1	3	4	1	0	1	10
Georgia	*	26	7-10	7-9	0-0	0-3-3	1	3	1	1	2	21
vs. South Carolina	*	20	3-7	1-2	0-1	1-0-1	2	1	0	0	3	7
vs. Mississippi State*	*	29	5-10	1-4	2-3	1-3-4	1	0	2	0	0	13
vs. Florida	*	21	4-9	1-3	2-3	0-1-1	2	1	0	0	0	11

### JONES' CAREER STATISTICS

SEASON	TEAM	GP-GS		Field Goals			3-Point		F-Throws		Rebounds				Scoring									
		GP	GS	FG-FGA	FG%	3FG-3FGA	3FG%	FT-FTA	FT%	OFF	DEF	TOT	AVG	PF-FO	A	TO	BLK	STL	PTS	AVG				
2021-22	FIU	31	7	114	294	.388	49	142	.345	112	125	.896	22	93	115	3.7	45	0	71	52	2	28	389	12.5
2022-23	FIU	28	28	187	391	.478	59	159	.371	131	155	.845	25	82	107	3.8	45	1	56	90	1	49	564	20.1
2023-24	AUB	34	32	94	217	.433	48	117	.410	65	74	.878	19	48	67	2.0	39	0	47	29	3	25	301	8.9
<b>TOTAL FOR AUB</b>		<b>34</b>	<b>32</b>	<b>739</b>	<b>21.7</b>	<b>.433</b>	<b>48</b>	<b>117</b>	<b>.410</b>	<b>65</b>	<b>74</b>	<b>.878</b>	<b>19</b>	<b>48</b>	<b>67</b>	<b>2.0</b>	<b>39</b>	<b>0</b>	<b>47</b>	<b>29</b>	<b>3</b>	<b>25</b>	<b>301</b>	<b>8.9</b>
<b>TOTAL</b>		<b>93</b>	<b>67</b>	<b>2507</b>	<b>27.0</b>	<b>.438</b>	<b>156</b>	<b>418</b>	<b>.373</b>	<b>308</b>	<b>354</b>	<b>.870</b>	<b>66</b>	<b>223</b>	<b>289</b>	<b>3.1</b>	<b>129</b>	<b>1</b>	<b>174</b>	<b>171</b>	<b>6</b>	<b>102</b>	<b>1254</b>	<b>13.5</b>



# 20

## CARTER SOBERA

G | 6-5 | 210 | Sr.  
Birmingham, Ala.  
Mountain Brook HS



### SEASON SUPERLATIVES

**Points:** None  
**Field Goals Made:** None  
**Field Goals Attempted:**  
 1 vs. Vanderbilt (1/31/24), vs. Alabama State (12/22/23)  
**3-Point Field Goals Made:** None  
**3-Point Field Goals Attempted:** None  
**Free Throws Made:** None  
**Free Throws Attempted:** None  
**Rebounds:** 2 vs. South Carolina (2/14/24)  
**Assists:** None  
**Blocks:** None  
**Steals:** None  
**Minutes Played:** 2 (six times)  
**Double-Figure Games:** None  
**20-Point Games:** None  
**10-Rebound Games:** None  
**5-Steal Games:** None  
**Double-Doubles:** None  
**Dunks:** None

### CAREER SUPERLATIVES

**Points:** 3 vs. Alabama (2/1/22)  
**Field Goals Made:** 1 vs. Alabama (2/1/22)  
**Field Goals Attempted:** 1 (three times)  
**3-Point Field Goals Made:** None  
**3-Point Field Goals Attempted:** None  
**Free Throws Made:** 1 vs. Alabama (2/1/22)  
**Free Throws Attempted:** 2 vs. Yale (12/4/21)  
**Rebounds:** 2 vs. South Carolina (2/14/24), vs. Yale (12/4/21)  
**Assists:** None  
**Blocks:** None  
**Steals:** 1 vs. Yale (12/4/21)  
**Minutes Played:** 2 (seven times)  
**20-Point Games:** None  
**10-Rebound Games:** None  
**Double-Doubles:** None  
**Dunks:** None

### CAREER HONORS

- 2023 NABC Honors Court
- Two-Time SEC Academic Honor Roll (2021-22 and 2022-23)

### 2023-24 GAME-BY-GAME STATISTICS

Opponent	GS	Min.	FG-A	3FG-A	FT-A	O-D-T	PF	A	TO	BLK	STL	PTS
vs. Baylor	DNP											
SE Louisiana	DNP											
vs. Notre Dame	1	0-0	0-0	0-0	0-0-0	0	0	0	0	0	0	0
vs. St. Bonaventure	DNP											
Alabama A&M	2	0-0	0-0	0-0	0-1-1	0	0	0	0	0	0	0
Virginia Tech	1	0-0	0-0	0-0	0-0-0	0	0	0	0	0	0	0
at App State	DNP											
vs. Indiana	2	0-0	0-0	0-0	0-0-0	0	0	0	0	0	0	0
vs. UNC Asheville	1	0-0	0-0	0-0	0-0-0	0	0	0	0	0	0	0
USC	DNP											
Alabama State	1	0-1	0-0	0-0	0-0-0	0	0	0	0	0	0	0
Chattanooga	2	0-0	0-0	0-0	0-0-0	0	0	0	0	0	0	0
Penn	1	0-0	0-0	0-0	0-0-0	0	0	0	0	0	0	0
at Arkansas	DNP											
Texas A&M	DNP											
LSU	DNP											
at Vanderbilt	DNP											
Ole Miss	1	0-0	0-0	0-0	0-1-1	0	0	0	0	0	0	0
at Alabama	DNP											
at Mississippi St.	DNP											
Vanderbilt	2	0-1	0-0	0-0	1-0-1	0	0	0	0	0	0	0
at Ole Miss	DNP											
Alabama	1	0-0	0-0	0-0	0-0-0	0	0	0	0	0	0	0
at Florida	DNP											
South Carolina	2	0-0	0-0	0-0	0-2-2	0	0	0	0	0	0	0
Kentucky	DNP											
at Georgia	DNP											
at Tennessee	DNP											
Mississippi State	DNP											
at Missouri	DNP											
Georgia	1	0-0	0-0	0-0	0-0-0	0	0	0	0	0	0	0
vs. South Carolina	2	0-0	0-0	0-0	0-0-0	0	0	0	0	0	0	0
vs. Mississippi State	DNP											
vs. Florida	1	0-0	0-0	0-0	0-0-0	0	0	0	0	0	0	0

### SOBERA'S CAREER STATISTICS

SEASON	TEAM	GP-GS	MIN/AVG	Field Goals		3-Point		F-Throws		Rebounds				Scoring						
				FG-FGA	FG%	3FG-3FGA	3FG%	FT-FTA	FT%	OFF	DEF	TOT	AVG	PF	FO	A	TO	BLK	STL	PTS
2021-22	AUB	4-0	6/1.6	1-1	.000	0-0	.000	1-3	.333	0	4	4	1.0	1-0	0	1	0	1	3	0.8
2022-23	AUB	3-0	2/0.6	0-0	.000	0-0	.000	0-0	.000	0	0	0	0.0	0-0	0	0	0	0	0	0.0
2023-24	AUB	15-0	22/1.5	0-2	.000	0-0	.000	0-0	.000	1	4	5	0.3	0-0	0	0	0	0	0	0.0
<b>TOTAL</b>		<b>22-0</b>	<b>30/1.4</b>	<b>1-3</b>	<b>.333</b>	<b>0-0</b>	<b>.000</b>	<b>1-3</b>	<b>.333</b>	<b>1</b>	<b>8</b>	<b>9</b>	<b>0.4</b>	<b>1-0</b>	<b>0</b>	<b>1</b>	<b>0</b>	<b>1</b>	<b>3</b>	<b>0.1</b>

# 23

## ADDARIN SCOTT

F | 6-9 | 207 | Jr.  
Dallas, Texas  
(Navarro College)



### SEASON SUPERLATIVES

**Points:** 2 vs. Ole Miss (1/20/24), vs. Alabama A&M (11/21/23)  
**Field Goals Made:** 1 vs. Vanderbilt (1/31/24), vs. Ole Miss (1/20/24)  
**Field Goals Attempted:** 1 vs. Vanderbilt (1/31/24), vs. Ole Miss (1/20/24)  
**3-Point Field Goals Made:** None  
**3-Point Field Goals Attempted:** None  
**Free Throws Made:** 2 vs. Alabama A&M (11/21/23)  
**Free Throws Attempted:** 2 vs. Alabama A&M (11/21/23)  
**Rebounds:** 2 vs. Chattanooga (12/30/23)  
**Assists:** 1 at Arkansas (1/6/24)  
**Blocks:** 2 vs. Ole Miss (1/20/24)  
**Steals:** None  
**Minutes Played:** 2 (seven times)  
**Double-Figure Games:** None  
**20-Point Games:** None  
**10-Rebound Games:** None  
**5-Steal Games:** None  
**Double-Doubles:** None  
**Dunks:** 1

### CAREER SUPERLATIVES

**Points:** 2 vs. Ole Miss (1/20/24), vs. Alabama A&M (11/21/23)  
**Field Goals Made:** 1 vs. Vanderbilt (1/31/24), vs. Ole Miss (1/20/24)  
**Field Goals Attempted:** 1 vs. Vanderbilt (1/31/24), vs. Ole Miss (1/20/24)  
**3-Point Field Goals Made:** None  
**3-Point Field Goals Attempted:** None  
**Free Throws Made:** 2 vs. Alabama A&M (11/21/23)  
**Free Throws Attempted:** 2 vs. Alabama A&M (11/21/23)  
**Rebounds:** 2 vs. Chattanooga (12/30/23)  
**Assists:** 1 at Arkansas (1/6/24)  
**Blocks:** 2 vs. Ole Miss (1/20/24)  
**Steals:** None  
**Minutes Played:** 2 (seven times)  
**Double-Figure Games:** None  
**20-Point Games:** None  
**10-Rebound Games:** None  
**5-Steal Games:** None  
**Double-Doubles:** None  
**Dunks:** 1

### 2023-24 GAME-BY-GAME STATISTICS

Opponent	GS	Min.	FG-A	3FG-A	FT-A	O-D-T	PF	A	TO	BLK	STL	PTS
vs. Baylor	DNP											
SE Louisiana	DNP											
vs. Notre Dame	1		0-0	0-0	0-0	0-0-0	0	0	0	0	0	0
vs. St. Bonaventure	DNP											
Alabama A&M	2		0-0	0-0	2-2	2-0-2	1	0	1	0	0	2
Virginia Tech	1		0-0	0-0	0-0	0-0-0	0	0	0	0	0	0
at App State	DNP											
vs. Indiana	2		0-0	0-0	0-0	0-0-0	0	0	0	0	0	0
vs. UNC Asheville	1		0-0	0-0	0-0	0-0-0	0	0	0	0	0	0
USC	DNP											
Alabama State	1		0-0	0-0	0-0	0-0-0	0	0	0	0	0	0
Chattanooga	2		0-0	0-0	0-0	0-2-2	0	0	0	0	0	0
Penn	1		0-0	0-0	0-0	0-0-0	0	0	0	0	0	0
at Arkansas	2		0-0	0-0	0-0	0-1-1	0	1	0	0	0	0
Texas A&M	DNP											
LSU	DNP											
at Vanderbilt	DNP											
Ole Miss	1		1-1	0-0	0-0	0-0-0	1	0	0	2	0	2
at Alabama	DNP											
at Mississippi St.	DNP											
Vanderbilt	2		1-1	0-0	0-0	0-0-0	2	0	1	0	0	2
at Ole Miss	DNP											
Alabama	1		0-0	0-0	0-0	0-0-0	0	0	0	0	0	0
at Florida	DNP											
South Carolina	2		0-0	0-0	0-0	0-0-0	0	0	0	0	0	0
Kentucky	DNP											
at Georgia	DNP											
at Tennessee	DNP											
Mississippi State	DNP											
at Missouri	DNP											
Georgia	1		0-0	0-0	0-0	0-0-0	0	0	0	0	0	0
vs. South Carolina	2		0-1	0-0	0-0	0-1-1	0	0	0	0	0	0
vs. Mississippi State	DNP											
vs. Florida	DNP											


### SCOTT'S CAREER STATISTICS

SEASON	TEAM	GP-GS	MIN/AVG	Field Goals		3-Point		F-Throws		Rebounds				Scoring						
				FG-FGA	FG%	3FG-3FGA	3FG%	FT-FTA	FT%	OFF	DEF	TOT	AVG	PF	FO	A	TO	BLK	STL	PTS
2023-24	AUB	15-0	22/1.5	0-3	.000	0-0	.000	8-13	.615	0	1	1	0.1	0-0	1	1	0	2	8	0.5
<b>TOTAL</b>		<b>15-0</b>	<b>22/1.5</b>	<b>0-3</b>	<b>.000</b>	<b>0-0</b>	<b>.000</b>	<b>8-13</b>	<b>.615</b>	<b>0</b>	<b>1</b>	<b>1</b>	<b>0.1</b>	<b>0-0</b>	<b>1</b>	<b>1</b>	<b>0</b>	<b>2</b>	<b>8</b>	<b>0.5</b>

# 24

## LIOR BERMAN

G | 6-4 | 210 | Gr.  
Birmingham, Ala.  
(Mountain Brook HS)



### SEASON SUPERLATIVES

**Points:** 5 (five times)  
**Field Goals Made:** 2 (three times)  
**Field Goals Attempted:** 4 vs. Chattanooga (12/30/23)  
**3-Point Field Goals Made:** 1 (six times)  
**3-Point Field Goals Attempted:** 2 (five times)  
**Free Throws Made:** 3 vs. Vanderbilt (1/31/24)  
**Free Throws Attempted:** 3 vs. Vanderbilt (1/31/24)  
**Rebounds:** 3 (five times)  
**Assists:** 1 (seven times)  
**Blocks:** 1 vs. Alabama A&M (11/21/23)  
**Steals:** 1 at Tennessee (2/28/24), vs. South Carolina (2/14/24)  
**Minutes Played:** 14 at Appalachian State (12/3/23)  
**Double-Figure Games:** None  
**20-Point Games:** None  
**10-Rebound Games:** None  
**5-Steal Games:** None  
**Double-Doubles:** None  
**Dunks:** None

### CAREER SUPERLATIVES

**Points:** 8 (four times)  
**Field Goals Made:** 3 (four times)  
**Field Goals Attempted:** 6 vs. Nebraska (12/11/21)  
**3-Point Field Goals Made:** 2 (six times)  
**3-Point Field Goals Attempted:** 4 (three times)  
**Free Throws Made:** 3 vs. Vanderbilt (1/31/24)  
**Free Throws Attempted:** 3 vs. Vanderbilt (1/31/24)  
**Rebounds:** 4 vs. Texas A&M (1/25/23), vs. North Alabama (12/14/21)  
**Assists:** 1 (16 times)  
**Blocks:** 1 vs. Alabama A&M (11/21/23), vs. North Alabama (12/14/21)  
**Steals:** 1 (15 times)  
**Minutes Played:** 19 vs. Nebraska (12/11/21)  
**Double-Figure Games:** None  
**20-Point Games:** None  
**10-Rebound Games:** None  
**Double-Doubles:** None  
**Dunks:** 1

### CAREER HONORS

- Three-Time SEC Academic Honor Roll (2020-21, 2021-22 and 2022-23)
- 2022 CSC Academic All-District Team
- Three-Time NABC Honors Court (2021, 2022 and 2023)
- 2019-20 First-Year SEC Academic Honor Roll

### 2023-24 GAME-BY-GAME STATISTICS

Opponent	GS	Min.	FG-A	3FG-A	FT-A	O-D-T	PF	A	TO	BLK	STL	PTS
vs. Baylor	4	0-0	0-0	0-0	0-0	0-0-0	1	0	0	0	0	0
SE Louisiana	2	0-1	0-1	0-0	0-0-0	0	0	0	0	0	0	0
vs. Notre Dame	5	0-0	0-0	0-0	1-2-3	2	0	0	0	0	0	0
vs. St. Bonaventure	DNP											
Alabama A&M	6	0-0	0-0	0-2	0-1-1	0	0	0	1	0	0	0
Virginia Tech	5	0-0	0-0	0-0	0-1-1	0	0	0	0	0	0	0
at App State	14	1-2	0-1	0-0	3-0-3	0	0	0	0	0	0	2
vs. Indiana	8	1-3	1-2	0-0	0-1-1	1	1	0	0	0	0	3
vs. UNC Asheville	9	2-3	1-2	0-0	0-1-1	1	0	0	0	0	0	5
USC	7	1-1	0-0	1-2	1-0-1	2	1	0	0	0	0	3
Alabama State	7	0-0	0-0	2-2	1-1-2	0	0	1	0	0	0	2
Chattanooga	7	0-4	0-1	1-2	1-2-3	1	0	0	0	0	0	1
Penn	5	0-0	0-0	0-0	0-0-0	0	0	0	0	0	0	0
at Arkansas	6	1-2	0-1	0-0	0-1-1	1	1	0	0	0	0	2
Texas A&M	2	0-0	0-0	0-0	0-0-0	0	0	0	0	0	0	0
LSU	4	0-1	0-1	0-0	0-0-0	0	0	1	0	0	0	0
at Vanderbilt	5	1-1	1-1	2-2	1-1-2	1	0	0	0	0	0	5
Ole Miss	10	1-2	1-2	1-2	1-2-3	3	0	0	0	0	0	4
at Alabama	7	0-2	0-0	0-0	1-0-1	0	0	0	0	0	0	0
at Mississippi St.	3	0-1	0-0	0-0	0-1-1	0	0	0	0	0	0	0
Vanderbilt	8	1-2	0-0	3-3	0-2-2	1	0	0	0	0	0	5
at Ole Miss	2	0-0	0-0	0-0	0-0-0	0	0	0	0	0	0	0
Alabama	5	0-1	0-0	0-0	0-0-0	2	1	0	0	0	0	0
at Florida	1	0-1	0-1	0-0	0-0-0	0	0	0	0	0	0	0
South Carolina	9	1-1	0-0	0-0	0-1-1	1	1	0	0	1	2	2
Kentucky	3	0-0	0-0	0-0	1-0-1	0	0	0	0	0	0	0
at Georgia	13	2-2	0-0	0-0	0-1-1	2	1	1	0	0	0	4
at Tennessee	9	2-3	1-2	0-0	1-2-3	1	1	1	0	1	5	5
Mississippi State	9	2-3	1-2	0-0	0-0-0	0	0	1	0	0	0	5
at Missouri	DNP											
Georgia	DNP											
vs. South Carolina	DNP											
vs. Mississippi State	DNP											
vs. Florida	DNP											

### BERMAN'S CAREER STATISTICS

SEASON	TEAM	GP-GS	MIN/AVG	Field Goals		3-Point		F-Throws		Rebounds				Scoring						
				FG-FGA	FG%	3FG-3FGA	3FG%	FT-FTA	FT%	OFF	DEF	TOT	AVG	PF-FO	A	TO	BLK	STL	PTS	AVG
2019-20	AUB	2-0	3/1.4	0-1	.000	0-0	.000	0-0	.000	0	0	0	0.0	0-0	0	0	0	0	0	0.0
2020-21	AUB	11-0	29/2.7	4-12	.333	4-11	.364	1-1	1.000	0	2	2	0.2	1-0	0	0	0	0	13	1.2
2021-22	AUB	20-0	166/8.3	16-40	.400	8-17	.471	0-1	.000	8	6	14	0.7	18-0	6	3	1	5	40	2.0
2022-23	AUB	25-0	236/9.4	20-49	.408	11-31	.355	3-5	.600	12	17	29	1.2	31-0	3	8	0	8	54	2.2
2023-24	AUB	28-0	180/6.4	16-36	.444	6-17	.353	10-15	.667	12	20	32	1.1	20-0	7	5	1	2	48	1.7
<b>TOTAL</b>		<b>86-0</b>	<b>614/7.1</b>	<b>56-138</b>	<b>.406</b>	<b>29-76</b>	<b>.382</b>	<b>14-22</b>	<b>.636</b>	<b>32</b>	<b>45</b>	<b>77</b>	<b>0.9</b>	<b>70-0</b>	<b>16</b>	<b>16</b>	<b>2</b>	<b>15</b>	<b>155</b>	<b>1.8</b>

# 31

**CHANEY JOHNSON**  
 F | 6-7 | 220 | Jr.  
 Alabaster, Ala.  
 (UAH)



**SEASON SUPERLATIVES**

**Points:** 16 at Georgia (2/24/24)  
**Field Goals Made:** 6 at Georgia (2/24/24), vs. Alabama A&M (11/21/23)  
**Field Goals Attempted:** 11 vs. Southeastern Louisiana (11/10/23)  
**3-Point Field Goals Made:** 2 vs. Mississippi State (3/2/24)  
**3-Point Field Goals Attempted:** 3 at Georgia (2/24/24), vs. Southeastern Louisiana (11/10/23)  
**Free Throws Made:** 5 at Missouri (3/5/24)  
**Free Throws Attempted:** 6 at Missouri (3/5/24)  
**Rebounds:** 11 vs. Southeastern Louisiana (11/10/23)  
**Assists:** 5 vs. Georgia (3/9/24)  
**Blocks:** 2 at Tennessee (2/28/24), vs. Virginia Tech (11/29/23)  
**Steals:** 3 vs. Chattanooga (12/30/23)  
**Minutes Played:** 27 at Georgia (2/24/24)  
**Double-Figure Games:** 3  
**20-Point Games:** None  
**10-Rebound Games:** 2  
**5-Steal Games:** None  
**Double-Doubles:** None  
**Dunks:** 11

**CAREER HONORS**

- 2023 Alabama Sports Writers Association Small College Athlete of the Year
- 2023 Gulf South Conference Player of the Year
- Two-Time NABC Division II All-District South Team (2022 and 2023)
- Two-Time All-Gulf South Conference First Team (2022 and 2023)
- Three-Time GSC Academic Honor Roll (2020-21, 2021-22, 2022-23)

**2023-24 GAME-BY-GAME STATISTICS**

Opponent	GS	Min.	FG-A	3FG-A	FT-A	O-D-T	PF	A	TO	BLK	STL	PTS
vs. Baylor	13	1-3	0-0	1-2-3	2	1	0	0	0	2		
SE Louisiana	18	2-11	0-3	0-0	7-4-11	1	1	3	1	1	4	
vs. Notre Dame	13	2-2	0-0	0-0	0-4-4	5	1	0	0	0	4	
vs. St. Bonaventure	19	0-3	0-2	0-0	0-5-5	2	0	2	0	2	0	
Alabama A&M	17	6-8	0-1	3-4	0-4-4	3	0	1	1	2	15	
Virginia Tech	18	1-4	1-1	0-0	1-2-3	3	1	2	2	0	3	
at App State	18	1-1	0-0	0-2	1-3-4	2	0	0	0	1	2	
vs. Indiana	7	0-0	0-0	0-0	0-0-0	4	0	0	0	0	0	
vs. UNC Asheville	20	3-5	0-1	2-2	2-2-4	4	2	0	1	0	8	
USC	14	1-3	0-1	1-1	1-2-3	2	0	1	0	1	3	
Alabama State	18	1-2	0-0	2-4	3-2-5	2	1	1	0	0	4	
Chattanooga	20	3-4	1-1	0-0	1-4-5	2	2	2	1	3	7	
Penn	14	0-2	0-1	0-0	1-0-1	0	0	1	0	0	0	
at Arkansas	15	2-5	1-1	0-0	0-3-3	3	0	0	0	0	5	
Texas A&M	5	0-3	0-1	0-0	1-1-2	3	0	2	0	0	0	
LSU	15	3-4	1-2	0-0	0-1-1	1	0	1	0	1	7	
at Vanderbilt	11	0-2	0-1	0-0	0-1-1	3	0	0	1	1	0	
Ole Miss	18	3-4	0-0	0-0	0-5-5	2	2	1	1	0	6	
at Alabama	11	0-1	0-0	0-0	0-2-2	2	0	0	0	1	0	
at Mississippi St.	14	3-4	0-1	2-2	1-1-2	0	0	0	1	0	8	
Vanderbilt	10	1-3	0-2	0-0	1-1-2	3	1	2	0	0	2	
at Ole Miss	12	2-2	0-0	0-0	1-3-4	2	0	1	0	0	4	
Alabama	7	0-0	0-0	0-0	0-2-2	4	0	0	0	1	0	
at Florida	18	3-4	0-1	3-3	3-7-10	3	0	1	0	0	9	
South Carolina	13	2-3	0-1	2-2	0-2-2	0	2	0	0	1	6	
Kentucky	16	0-2	0-2	0-1	0-2-2	2	1	0	0	0	0	
at Georgia	* 27	6-9	1-3	3-4	0-4-4	3	1	0	0	1	16	
at Tennessee	* 19	2-4	0-0	1-3	1-5-6	2	0	4	2	0	5	
Mississippi State	18	3-4	2-2	0-0	0-2-2	2	2	1	1	0	8	
at Missouri	15	1-2	0-0	5-6	0-6-6	3	0	1	1	0	7	
Georgia	17	3-5	0-0	2-2	3-1-4	4	5	0	0	0	8	
vs. South Carolina	18	4-8	1-1	2-2	2-1-3	3	3	1	2	0	11	
vs. Mississippi State	11	0-0	0-0	0-0	1-2-3	1	0	1	0	0	0	
vs. Florida	16	3-7	1-3	0-0	1-1-2	4	2	0	0	1	7	

**CAREER SUPERLATIVES (DIVISION II and DIVISION I)**

**Points:** 35 vs. Embry-Riddle (11/7/21)  
**Field Goals Made:** 13 vs. Embry-Riddle (11/7/21)  
**Field Goals Attempted:** 23 vs. Lee (2/12/22)  
**3-Point Field Goals Made:** 5 vs. Embry-Riddle (11/7/21)  
**3-Point Field Goals Attempted:** 6 vs. Embry-Riddle (11/7/21)  
**Free Throws Made:** 10 vs. Mississippi College (2/4/23)  
**Free Throws Attempted:** 14 vs. Mississippi College (2/4/23)  
**Rebounds:** 12 vs. Lee (12/2/22), vs. West Georgia (3/1/22)  
**Assists:** 6 vs. Montevallo (1/18/23)  
**Blocks:** 3 at Nova Southeastern (3/14/23), Christian Brothers (1/13/22)  
**Steals:** 4 vs. Union (3/6/22)  
**Minutes Played:** 38 at West Alabama (11/28/22)  
**Double-Figure Games:** 70  
**30-Point Games:** 1  
**20-Point Games:** 17  
**10-Rebound Games:** 8  
**Double-Doubles:** 5  
**Dunks:** 75


**JOHNSON'S CAREER STATISTICS (DIVISION II and DIVISION I)**

SEASON	TEAM	GP-GS	MIN/AVG	Field Goals		3-Point		F-Throws		Rebounds				Scoring						
				FG-FGA	FG%	3FG-3FGA	3FG%	FT-FTA	FT%	OFF	DEF	TOT	AVG	PF-FO	A	TO	BLK	STL	PTS	AVG
2020-21	UAH	19-0	220/11.6	31-72	.431	11-28	.393	10-20	.500	12	25	37	1.9	31-0	4	19	2	6	83	4.4
2021-22	UAH	33-31	781/23.7	218-372	.586	32-69	.464	86-115	.748	61	126	187	5.7	100-9	39	75	22	26	554	16.8
2022-23	UAH	35-35	891/25.5	203-392	.518	24-81	.296	128-167	.766	49	182	231	6.6	69-1	55	74	18	39	558	15.9
2023-24	AUB	34-2	519/15.3	62-124	.500	9-32	.281	28-38	.737	33	87	120	3.5	82-1	27	31	16	16	161	4.7
<b>TOTAL FOR AUB</b>		<b>34-2</b>	<b>519/15.3</b>	<b>62-124</b>	<b>.500</b>	<b>9-32</b>	<b>.281</b>	<b>28-38</b>	<b>.737</b>	<b>33</b>	<b>87</b>	<b>120</b>	<b>3.5</b>	<b>82-1</b>	<b>27</b>	<b>31</b>	<b>16</b>	<b>16</b>	<b>161</b>	<b>4.7</b>
<b>TOTAL</b>		<b>121-68</b>	<b>2412/19.9</b>	<b>514-960</b>	<b>.535</b>	<b>76-210</b>	<b>.362</b>	<b>252-340</b>	<b>.741</b>	<b>155</b>	<b>420</b>	<b>575</b>	<b>4.8</b>	<b>282-11</b>	<b>125</b>	<b>199</b>	<b>58</b>	<b>87</b>	<b>1356</b>	<b>11.2</b>

# 44

## DYLAN CARDWELL

G | 6-11 | 255 | Sr.  
Augusta, Ga.  
(McEachern HS)



### SEASON SUPERLATIVES

**Points:** 12 (three times)  
**Field Goals Made:** 5 at Missouri (3/5/24), vs. Ole Miss (1/20/24)  
**Field Goals Attempted:** 7 at Vanderbilt (1/17/24)  
**3-Point Field Goals Made:** 1 at Missouri (3/5/24), at Georgia (2/24/24)  
**3-Point Field Goals Attempted:** 2 at Georgia (2/24/24)  
**Free Throws Made:** 6 vs. St. Bonaventure (11/17/23)  
**Free Throws Attempted:** 9 vs. Georgia (3/9/24)  
**Rebounds:** 9 vs. Chattanooga (12/30/23), vs. Alabama A&M (11/21/23)  
**Assists:** 5 vs. Georgia (3/9/24), vs. South Carolina (2/14/24)  
**Blocks:** 5 vs. LSU (1/13/24), vs. Baylor (11/7/23)  
**Steals:** 3 vs. USC (12/17/23)  
**Minutes Played:** 24 at Georgia (2/24/24)  
**Double-Figure Games:** 5  
**20-Point Games:** None  
**10-Rebound Games:** None  
**5-Block Games:** 2  
**Double-Doubles:** None  
**Dunks:** 43

### CAREER SUPERLATIVES

**Points:** 12 (three times)  
**Field Goals Made:** 5 (four times)  
**Field Goals Attempted:** 8 vs. Missouri (2/14/23)  
**3-Point Field Goals Made:** 1 (three times)  
**3-Point Field Goals Attempted:** 2 at Georgia (2/24/24)  
**Free Throws Made:** 6 vs. St. Bonaventure (11/17/23), vs. Missouri (1/26/21)  
**Free Throws Attempted:** 9 vs. Georgia (3/9/24)  
**Rebounds:** 10 vs. Missouri (2/14/23)  
**Assists:** 5 vs. Georgia (3/9/24), vs. South Carolina (2/14/24)  
**Blocks:** 5 (four times)  
**Steals:** 4 at South Carolina (1/4/22)  
**Minutes Played:** 29 vs. Ole Miss (2/6/21)  
**Double-Figure Games:** 7  
**20-Point Games:** None  
**10-Rebound Games:** 1  
**5-Block Games:** 4  
**Double-Doubles:** None  
**Dunks:** 110

### CAREER HONORS

- 2022-23 CSC Academic All-District Team
- 2023 NABC Honors Court
- 2021-22 SEC Community Service Team
- Two-Time SEC Academic Honor Roll (2021-22 and 2022-23)
- 2020-21 First-Year SEC Academic Honor Roll

### 2023-24 GAME-BY-GAME STATISTICS

Opponent	GS	Min.	FG-A	3FG-A	FT-A	O-D-T	PF	A	TO	BLK	STL	PTS
vs. Baylor	14	2-3	0-0	1-3	2-2-4	4	4	0	5	1	5	
SE Louisiana	16	3-3	0-0	0-0	2-2-4	3	0	0	1	0	6	
vs. Notre Dame	15	1-2	0-0	0-0	1-0-1	2	1	4	1	2	2	
vs. St. Bonaventure	16	1-2	0-0	6-6	2-2-4	3	2	0	0	0	8	
Alabama A&M *	17	3-5	0-0	0-0	5-4-9	0	2	3	2	1	6	
Virginia Tech	12	0-0	0-0	2-5	0-0-0	1	2	0	0	0	2	
at App State	13	2-3	0-0	0-0	3-1-4	3	0	1	0	0	4	
vs. Indiana	17	1-2	0-0	0-0	4-4-8	1	0	0	0	1	2	
vs. UNC Asheville	18	3-6	0-0	0-0	1-0-1	2	0	0	1	0	6	
USC	17	4-5	0-1	3-4	2-3-5	3	2	0	2	3	11	
Alabama State	16	2-2	0-0	0-0	0-1-1	1	0	0	2	1	4	
Chattanooga	18	3-5	0-0	1-2	4-5-9	1	1	1	3	1	7	
Penn	9	3-3	0-0	0-0	1-2-3	4	0	0	0	0	6	
at Arkansas	13	3-3	0-0	0-2	3-5-8	3	0	0	2	0	6	
Texas A&M	12	3-3	0-0	0-0	1-4-5	2	2	0	0	1	6	
LSU	17	1-2	0-0	3-4	3-3-6	2	3	1	5	1	5	
at Vanderbilt	15	4-7	0-0	4-4	3-3-6	1	0	1	2	1	12	
Ole Miss	18	5-6	0-0	2-2	2-1-3	1	3	4	0	1	12	
at Alabama	14	1-2	0-0	0-0	2-1-3	3	1	1	3	1	2	
at Mississippi St.	6	0-0	0-0	0-0	0-0-0	4	0	0	1	0	0	
Vanderbilt	13	0-2	0-1	0-2	0-3-3	2	0	0	0	1	0	
at Ole Miss	14	0-1	0-0	0-0	1-1-2	0	1	0	2	1	0	
Alabama	13	1-1	0-0	2-2	0-3-3	4	0	0	3	0	4	
at Florida	11	2-2	0-0	0-1	4-0-4	3	1	2	0	0	4	
South Carolina	15	2-3	0-0	4-4	0-0-0	4	5	0	4	0	8	
Kentucky	8	2-2	0-0	0-3	1-0-1	1	1	1	0	0	4	
at Georgia	24	2-3	1-2	0-0	0-3-3	3	2	1	1	0	5	
at Tennessee	7	0-2	0-0	0-0	1-0-1	3	1	0	0	1	0	
Mississippi State	15	3-3	0-0	0-1	2-3-5	1	1	0	2	1	6	
at Missouri	16	5-5	1-1	1-2	4-2-6	4	0	3	1	0	12	
Georgia	15	3-4	0-0	4-9	2-1-3	3	5	1	1	1	10	
vs. South Carolina	13	3-6	0-0	1-4	2-2-4	4	0	0	4	1	7	
vs. Mississippi State	15	2-2	0-0	0-0	1-3-4	2	2	1	3	1	4	
vs. Florida	16	2-2	0-0	3-3	1-3-4	1	2	1	4	1	7	

### CARDWELL'S CAREER STATISTICS

SEASON	TEAM	GP-GS	MIN/AVG	Field Goals		3-Point		F-Throws		Rebounds				Scoring						
				FG-FGA	FG%	3FG-3FGA	3FG%	FT-FTA	FT%	OFF	DEF	TOT	AVG	PF-FO	A	TO	BLK	STL	PTS	AVG
2020-21	AUB	27-0	409/15.1	43-61	.705	1-1	1.000	16-28	.571	49	49	98	3.6	57-1	13	41	17	12	103	3.8
2021-22	AUB	34-0	394/11.6	49-71	.690	0-1	.000	4-10	.400	53	49	102	3.0	60-0	18	9	42	18	102	3.0
2022-23	AUB	32-1	428/13.4	56-75	.747	0-1	.000	7-22	.318	54	66	120	3.8	64-0	35	20	43	9	119	3.7
2023-24	AUB	34-1	495/14.6	72-102	.706	2-5	.400	37-63	.587	60	66	126	3.7	79-0	42	26	55	22	183	5.4
<b>TOTAL</b>		<b>127-2</b>	<b>1726/13.6</b>	<b>220-309</b>	<b>.712</b>	<b>3-8</b>	<b>.375</b>	<b>64-123</b>	<b>.520</b>	<b>216</b>	<b>230</b>	<b>446</b>	<b>3.5</b>	<b>260-1</b>	<b>108</b>	<b>96</b>	<b>157</b>	<b>61</b>	<b>507</b>	<b>4.0</b>

# 2023-24 OVERALL STATISTICS

### Game Records

Record	Overall	Home	Away	Neutral
ALL GAMES	27-7	15-1	5-5	7-1
CONFERENCE	13-5	8-1	5-4	0-0
NON-CONFERENCE	14-2	7-0	0-1	7-1

### Score by Periods

Team	1st	2nd	OT	TOT
Auburn	1384	1449	0	2833
Opponents	1055	1258	0	2313

### Team Box Score

No.	Player	Overall			Total			3-Point			F-Throw		Rebounds				Other				PTS	AVG
		GP-GS	MIN	AVG	FG-FGA	FG%	3FG-3FGA	3FG%	FT-FTA	FT%	OFF	DEF	TOT	AVG	PF	DQ	A	TO	BLK	STL		
4	BROOME, Johni	34-33	841:53	24.8	211-388	.544	27-77	.351	103-171	.602	80	206	286	8.4	81	2	73	52	77	29	552	16.2
2	WILLIAMS, Jaylin	33-32	795:34	24.1	146-256	.570	33-83	.398	84-101	.832	36	110	146	4.4	56	0	64	37	22	23	409	12.4
10	BAKER-MAZARA, Chad	34-8	756:15	22.2	103-228	.452	38-91	.418	106-121	.876	31	96	127	3.7	85	1	76	39	17	36	350	10.3
12	JONES, Denver	34-32	739:22	21.7	94-217	.433	48-117	.410	65-74	.878	19	48	67	2.0	39	0	47	29	3	25	301	8.9
1	HOLLOWAY, Aden	34-25	688:46	20.3	82-253	.324	52-169	.308	41-53	.774	9	41	50	1.5	42	0	94	30	1	15	257	7.6
0	JOHNSON, K.D.	34-1	594:60	17.5	76-200	.380	26-93	.280	64-82	.780	10	52	62	1.8	86	3	45	31	7	39	242	7.1
3	DONALDSON, Tre	34-10	647:17	19.0	87-182	.478	27-66	.409	29-35	.829	11	67	78	2.3	38	0	108	45	0	29	230	6.8
44	CARDWELL, Dylan	34-1	494:58	14.6	72-102	.706	2-5	.400	37-63	.587	60	66	126	3.7	79	0	42	26	55	22	183	5.4
31	JOHNSON, Chaney	34-2	519:04	15.3	62-124	.500	9-32	.281	28-38	.737	33	87	120	3.5	82	1	27	31	16	16	161	4.7
5	MOORE, Chris	33-26	452:10	13.7	30-64	.469	5-22	.227	17-22	.773	27	32	59	1.8	38	0	25	16	10	13	82	2.5
24	BERMAN, Lior	28-0	180:29	6.4	16-36	.444	6-17	.353	10-15	.667	12	20	32	1.1	20	0	7	5	1	2	48	1.7
21	MUSCHALEK, Blake	15-0	21:53	1.5	0-3	.000	0-0	.000	8-13	.615	0	1	1	0.1	0	0	1	1	0	2	8	0.5
23	SCOTT, Addarin	15-0	22:28	1.5	2-3	.667	0-0	.000	2-2	1.000	2	4	6	0.4	4	0	1	2	3	1	6	0.4
55	HARPER, Jalen	13-0	18:26	1.4	2-10	.200	0-3	.000	0-0	.000	0	0	0	0.0	2	0	1	0	0	0	4	0.3
14	PATTERSON, Presley	3-0	03:04	1.0	0-0	.000	0-0	.000	0-0	.000	0	2	2	0.7	0	0	0	1	0	0	0	0.0
20	SOBERA, Carter	15-0	21:52	1.5	0-2	.000	0-0	.000	0-0	.000	1	4	5	0.3	0	0	0	0	0	0	0	0.0
42	ALEXANDER, Haston	1-0	01:31	1.5	0-0	.000	0-0	.000	0-0	.000	0	1	1	1.0	1	0	0	0	0	0	0	0.0
Team											53	67	120				15					
Total		<b>34</b>	<b>6800</b>		<b>983-2068</b>	<b>.475</b>	<b>273-775</b>	<b>.352</b>	<b>594-790</b>	<b>.752</b>	<b>384</b>	<b>904</b>	<b>1288</b>	<b>37.9</b>	<b>653</b>	<b>7</b>	<b>611</b>	<b>360</b>	<b>212</b>	<b>252</b>	<b>2833</b>	<b>83.3</b>
Opponents		<b>34</b>	<b>6800</b>		<b>760-1977</b>	<b>.384</b>	<b>196-658</b>	<b>.298</b>	<b>597-811</b>	<b>.736</b>	<b>394</b>	<b>782</b>	<b>1176</b>	<b>34.6</b>	<b>646</b>	<b>14</b>	<b>325</b>	<b>438</b>	<b>111</b>	<b>223</b>	<b>2313</b>	<b>68.0</b>

### Team Statistics

	AUB	OPP
<b>Scoring</b>	<b>2833</b>	<b>2313</b>
Points per game	83.3	68.0
Scoring margin	+15.3	-
<b>Field goals-att</b>	<b>983-2068</b>	<b>760-1977</b>
Field goal pct	.475	.384
<b>3 point fg-att</b>	<b>273-775</b>	<b>196-658</b>
3-point FG pct	.352	.298
3-pt FG made per game	8.0	5.8
<b>Free throws-att</b>	<b>594-790</b>	<b>597-811</b>
Free throw pct	.752	.736
F-Throws made per game	17.5	17.6
<b>Rebounds</b>	<b>1288</b>	<b>1176</b>
Rebounds per game	37.9	34.6
Rebounding margin	+3.3	-
<b>Assists</b>	<b>611</b>	<b>325</b>
Assists per game	18.0	9.6
<b>Turnovers</b>	<b>360</b>	<b>438</b>
Turnovers per game	10.6	12.9
Turnover margin	+2.3	-
Assist/turnover ratio	1.7	0.7
<b>Steals</b>	<b>252</b>	<b>223</b>
Steals per game	7.4	6.6
<b>Blocks</b>	<b>212</b>	<b>111</b>
Blocks per game	6.2	3.3
<b>Winning streak</b>	<b>6</b>	<b>-</b>
Home win streak	2	-
<b>Attendance</b>	<b>145936</b>	<b>119535</b>
Home games-Avg/Game	16-9121	10-11954
Neutral site-Avg/Game	-	8-10094

### Team Results

Date	Opponent	Score	Att.
11/07/2023	vs Baylor	L 82-88	3028
11/10/2023	Southeastern La.	W 86-71	9121
11/16/2023	vs Notre Dame	W 83-59	5524
11/17/2023	vs St. Bonaventure	W 77-60	4849
11/21/2023	Alabama A&M	W 84-54	9121
11/29/2023	Virginia Tech	W 74-57	9121
12/03/2023	at App State	L 64-69	7037
12/09/2023	vs Indiana	W 104-76	8623
12/13/2023	vs UNC Asheville	W 87-62	6556
12/17/2023	Southern California	W 91-75	9121
12/22/2023	Alabama St.	W 82-62	9121
12/30/2023	Chattanooga	W 101-66	9121
01/02/2024	Penn	W 88-68	9121
01/06/2024	at Arkansas	W 83-51	19200
01/09/2024	Texas A&M	W 66-55	9121
01/13/2024	LSU	W 93-78	9121
01/17/2024	at Vanderbilt	W 80-65	7099
01/20/2024	Ole Miss	W 82-59	9121
01/24/2024	at Alabama	L 75-79	13474
01/27/2024	at Mississippi St.	L 58-64	9175
01/31/2024	Vanderbilt	W 81-54	9121
02/03/2024	at Ole Miss	W 91-77	9631
02/07/2024	Alabama	W 99-81	9121
02/10/2024	at Florida	L 65-81	10808
02/14/2024	South Carolina	W 101-61	9121
02/17/2024	Kentucky	L 59-70	9121
02/24/2024	at Georgia	W 97-76	10523
02/28/2024	at Tennessee	L 84-92	22547
03/02/2024	Mississippi St.	W 78-63	9121
03/05/2024	at Missouri	W 101-74	10041
03/09/2024	Georgia	W 92-78	9121
03/15/2024	vs South Carolina	W 86-55	17137
03/16/2024	vs Mississippi St.	W 73-66	16499
03/17/2024	vs Florida	W 86-67	18532

# 2023-24 CONFERENCE STATISTICS

### Game Records

Record	Overall	Home	Away	Neutral
ALL GAMES	13-5	8-1	5-4	0-0
CONFERENCE	13-5	8-1	5-4	0-0
NON-CONFERENCE	0-0	0-0	0-0	0-0

### Score by Periods

Team	1st	2nd	OT	TOT
Auburn	701	784	0	1485
Opponents	593	665	0	1258

### Team Box Score

No.	Player				Total		3-Point		F-Throw		Rebounds											
		GP-GS	MIN	AVG	FG-FGA	FG%	3FG-3FGA	3FG%	FT-FTA	FT%	OFF	DEF	TOT	AVG	PF	DQ	A	TO	BLK	STL	PTS	AVG
4	BROOME, Johni	18-18	470:51	26.2	115-216	.532	17-41	.415	53-84	.631	42	107	149	8.3	42	1	44	27	45	19	300	16.7
2	WILLIAMS, Jaylin	17-16	437:05	25.7	82-143	.573	19-46	.413	55-65	.846	16	52	68	4.0	30	0	33	18	8	10	238	14.0
10	BAKER-MAZARA, Chad	18-5	438:06	24.3	58-126	.460	24-51	.471	59-67	.881	18	60	78	4.3	52	1	44	30	12	22	199	11.1
12	JONES, Denver	18-17	402:02	22.3	52-115	.452	29-63	.460	33-37	.892	10	18	28	1.6	22	0	23	13	3	15	166	9.2
0	JOHNSON, K.D.	18-1	330:54	18.4	38-110	.345	12-48	.250	37-47	.787	4	23	27	1.5	46	2	24	18	4	22	125	6.9
3	DONALDSON, Tre	18-7	349:30	19.4	42-94	.447	11-30	.367	14-17	.824	4	38	42	2.3	23	0	55	24	0	17	109	6.1
1	HOLLOWAY, Aden	18-11	341:24	19.0	34-113	.301	20-80	.250	16-22	.727	4	23	27	1.5	21	0	34	14	0	9	104	5.8
44	CARDWELL, Dylan	18-0	250:50	13.9	37-51	.725	2-4	.500	20-36	.556	29	33	62	3.4	44	0	26	15	28	9	96	5.3
31	JOHNSON, Chaney	18-2	263:06	14.6	34-61	.557	5-17	.294	18-23	.783	11	49	60	3.3	42	0	14	14	7	6	91	5.1
24	BERMAN, Lior	16-0	98:49	6.2	11-22	.500	4-10	.400	6-7	.857	5	11	16	1.0	12	0	5	4	0	2	32	2.0
5	MOORE, Chris	17-13	185:21	10.9	7-25	.280	3-11	.273	1-2	.500	13	11	24	1.4	14	0	8	7	4	7	18	1.1
23	SCOTT, Addarin	6-0	08:41	1.4	2-2	1.000	0-0	.000	0-0	.000	0	1	1	0.2	3	0	1	1	2	0	4	0.7
55	HARPER, Jalen	5-0	07:02	1.4	1-3	.333	0-0	.000	0-0	.000	0	0	0	0.0	1	0	1	0	0	0	2	0.4
21	MUSCHALEK, Blake	6-0	09:11	1.5	0-0	.000	0-0	.000	1-2	.500	0	1	1	0.2	0	0	1	1	0	0	1	0.2
14	PATTERSON, Presley	1-0	00:08	0.1	0-0	.000	0-0	.000	0-0	.000	0	0	0	0.0	0	0	0	0	0	0	0	0.0
20	SOBERA, Carter	5-0	07:02	1.4	0-1	.000	0-0	.000	0-0	.000	1	3	4	0.8	0	0	0	0	0	0	0	0.0
Team											35	34	69					8				
<b>Total</b>		<b>18</b>	<b>3600</b>		<b>513-1082</b>	<b>.474</b>	<b>146-401</b>	<b>.364</b>	<b>313-409</b>	<b>.765</b>	<b>192</b>	<b>464</b>	<b>656</b>	<b>36.4</b>	<b>352</b>	<b>4</b>	<b>313</b>	<b>194</b>	<b>113</b>	<b>138</b>	<b>1485</b>	<b>82.5</b>
<b>Opponents</b>		<b>18</b>	<b>3600</b>		<b>407-1051</b>	<b>.387</b>	<b>109-351</b>	<b>.311</b>	<b>335-453</b>	<b>.740</b>	<b>222</b>	<b>413</b>	<b>635</b>	<b>35.3</b>	<b>345</b>	<b>5</b>	<b>170</b>	<b>226</b>	<b>65</b>	<b>119</b>	<b>1258</b>	<b>69.9</b>

### Team Statistics

	AUB	OPP
<b>Scoring</b>	<b>1485</b>	<b>1258</b>
Points per game	82.5	69.9
Scoring margin	+12.6	-
<b>Field goals-att</b>	<b>513-1082</b>	<b>407-1051</b>
Field goal pct	.474	.387
<b>3 point fg-att</b>	<b>146-401</b>	<b>109-351</b>
3-point FG pct	.364	.311
3-pt FG made per game	8.1	6.1
<b>Free throws-att</b>	<b>313-409</b>	<b>335-453</b>
Free throw pct	.765	.740
F-Throws made per game	17.4	18.6
<b>Rebounds</b>	<b>656</b>	<b>635</b>
Rebounds per game	36.4	35.3
Rebounding margin	+1.2	-
<b>Assists</b>	<b>313</b>	<b>170</b>
Assists per game	17.4	9.4
<b>Turnovers</b>	<b>194</b>	<b>226</b>
Turnovers per game	10.8	12.6
Turnover margin	+1.8	-
Assist/turnover ratio	1.6	0.8
<b>Steals</b>	<b>138</b>	<b>119</b>
Steals per game	7.7	6.6
<b>Blocks</b>	<b>113</b>	<b>65</b>
Blocks per game	6.3	3.6
<b>Winning streak</b>	<b>3</b>	<b>-</b>
Home win streak	2	-
<b>Attendance</b>	<b>82089</b>	<b>112498</b>
Home games-Avg/Game	9-9121	9-12500
Neutral site-Avg/Game	-	0-0

### Team Results

Date	Opponent		Score	Att.
01/06/2024	at Arkansas	W	83-51	19200
01/09/2024	Texas A&M	W	66-55	9121
01/13/2024	LSU	W	93-78	9121
01/17/2024	at Vanderbilt	W	80-65	7099
01/20/2024	Ole Miss	W	82-59	9121
01/24/2024	at Alabama	L	75-79	13474
01/27/2024	at Mississippi St.	L	58-64	9175
01/31/2024	Vanderbilt	W	81-54	9121
02/03/2024	at Ole Miss	W	91-77	9631
02/07/2024	Alabama	W	99-81	9121
02/10/2024	at Florida	L	65-81	10808
02/14/2024	South Carolina	W	101-61	9121
02/17/2024	Kentucky	L	59-70	9121
02/24/2024	at Georgia	W	97-76	10523
02/28/2024	at Tennessee	L	84-92	22547
03/02/2024	Mississippi St.	W	78-63	9121
03/05/2024	at Missouri	W	101-74	10041
03/09/2024	Georgia	W	92-78	9121

# 2024 SEC TOURNAMENT STATISTICS

### Game Records

Record	Overall	Home	Away	Neutral
ALL GAMES	3-0	0-0	0-0	3-0
CONFERENCE	0-0	0-0	0-0	0-0
NON-CONFERENCE	3-0	0-0	0-0	3-0

### Score by Periods

Team	1st	2nd	OT	TOT
Auburn	115	130	0	245
Opponents	87	101	0	188

### Team Box Score

No.	Player	Total			3-Point		F-Throw		Rebounds				Other Stats									
		GP-GS	MIN	AVG	FG-FGA	FG%	3FG-3FGA	3FG%	FT-FTA	FT%	OFF	DEF	TOT	AVG	PF	DQ	A	TO	BLK	STL	PTS	AVG
4	BROOME, Johni	3-3	71:55	24.0	17-32	.531	3-10	.300	10-16	.625	4	20	24	8.0	7	0	8	3	6	0	47	15.7
10	BAKER-MAZARA, Chad	3-3	64:49	21.6	10-23	.435	2-7	.286	10-12	.833	0	7	7	2.3	8	0	6	2	0	3	32	10.7
12	JONES, Denver	3-3	69:18	23.1	12-26	.462	3-9	.333	4-7	.571	2	4	6	2.0	5	0	2	2	0	3	31	10.3
3	DONALDSON, Tre	3-0	59:23	19.8	8-14	.571	4-6	.667	3-4	.750	0	3	3	1.0	1	0	8	3	0	3	23	7.7
2	WILLIAMS, Jaylin	3-3	73:20	24.4	8-17	.471	2-5	.400	4-4	1.000	1	13	14	4.7	8	0	5	5	6	1	22	7.3
31	JOHNSON, Chaney	3-0	44:50	14.9	7-15	.467	2-4	.500	2-2	1.000	4	4	8	2.7	8	0	4	4	3	0	18	6.0
5	MOORE, Chris	3-0	52:15	17.4	8-8	1.000	1-1	1.000	1-1	1.000	3	8	11	3.7	7	0	2	0	0	2	18	6.0
44	CARDWELL, Dylan	3-0	44:20	14.8	7-10	.700	0-0	.000	4-7	.571	4	7	11	3.7	7	0	4	2	11	3	18	6.0
0	JOHNSON, K.D.	3-0	47:10	15.7	6-15	.400	2-7	.286	4-6	.667	1	9	10	3.3	7	0	3	4	0	1	18	6.0
1	HOLLOWAY, Aden	3-3	57:41	19.2	6-17	.353	2-7	.286	2-2	1.000	3	3	6	2.0	3	0	9	3	0	2	16	5.3
55	HARPER, Jalen	2-0	03:32	1.8	1-2	.500	0-1	.000	0-0	.000	0	0	0	0.0	0	0	0	0	0	0	2	1.0
23	SCOTT, Addarin	1-0	02:03	2.1	0-1	.000	0-0	.000	0-0	.000	0	1	1	1.0	0	0	0	0	0	1	0	0.0
21	MUSCHALEK, Blake	2-0	02:56	1.5	0-0	.000	0-0	.000	0-0	.000	0	0	0	0.0	0	0	0	0	0	1	0	0.0
14	PATTERSON, Presley	2-0	02:56	1.5	0-0	.000	0-0	.000	0-0	.000	0	2	2	1.0	0	0	0	1	0	0	0	0.0
20	SOBERA, Carter	2-0	03:32	1.8	0-0	.000	0-0	.000	0-0	.000	0	0	0	0.0	0	0	0	0	0	0	0	0.0
Team											4	2	6				3					
<b>Total</b>		<b>3</b>	<b>600</b>		<b>90-180</b>	<b>.500</b>	<b>21-57</b>	<b>.368</b>	<b>44-61</b>	<b>.721</b>	<b>26</b>	<b>83</b>	<b>109</b>	<b>36.3</b>	<b>61</b>	<b>0</b>	<b>51</b>	<b>32</b>	<b>26</b>	<b>20</b>	<b>245</b>	<b>81.7</b>
<b>Opponents</b>		<b>3</b>	<b>600</b>		<b>63-179</b>	<b>.352</b>	<b>7-40</b>	<b>.175</b>	<b>55-80</b>	<b>.688</b>	<b>43</b>	<b>73</b>	<b>116</b>	<b>38.7</b>	<b>52</b>	<b>1</b>	<b>25</b>	<b>35</b>	<b>13</b>	<b>21</b>	<b>188</b>	<b>62.7</b>

### Team Statistics

	AUB	OPP
<b>Scoring</b>	<b>245</b>	<b>188</b>
Points per game	81.7	62.7
Scoring margin	+19.0	-
<b>Field goals-att</b>	<b>90-180</b>	<b>63-179</b>
Field goal pct	.500	.352
<b>3 point fg-att</b>	<b>21-57</b>	<b>7-40</b>
3-point FG pct	.368	.175
3-pt FG made per game	7.0	2.3
<b>Free throws-att</b>	<b>44-61</b>	<b>55-80</b>
Free throw pct	.721	.688
F-Throws made per game	14.7	18.3
<b>Rebounds</b>	<b>109</b>	<b>116</b>
Rebounds per game	36.3	38.7
Rebounding margin	-2.3	-
<b>Assists</b>	<b>51</b>	<b>25</b>
Assists per game	17.0	8.3
<b>Turnovers</b>	<b>32</b>	<b>35</b>
Turnovers per game	10.7	11.7
Turnover margin	+1.0	-
Assist/turnover ratio	1.6	0.7
<b>Steals</b>	<b>20</b>	<b>21</b>
Steals per game	6.7	7.0
<b>Blocks</b>	<b>26</b>	<b>13</b>
Blocks per game	8.7	4.3
<b>Winning streak</b>	<b>3</b>	<b>-</b>
Home win streak	0	-
<b>Attendance</b>	<b>0</b>	<b>0</b>
Home games-Avg/Game	0-0	0-0
Neutral site-Avg/Game	-	3-17389

### Team Results

Date	Opponent		Score	Att.
03/15/2024	vs South Carolina	W	86-55	17137
03/16/2024	vs Mississippi St.	W	73-66	16499
03/17/2024	vs Florida	W	86-67	18532



# TEAM AND OPPONENT SUPERLATIVES

## AUBURN GAME HIGHS

### Auburn - Game Highs

<b>POINTS</b>	104	vs Indiana (N) (12/09/2023)
	101	at Missouri (03/05/2024)
	101	South Carolina (02/14/2024)
	101	Chattanooga (12/30/2023)
	99	Alabama (02/07/2024)
<b>FIELD GOALS MADE</b>	37	Chattanooga (12/30/2023)
	36	at Georgia (02/24/2024)
	36	South Carolina (02/14/2024)
<b>FIELD GOAL ATTEMPTS</b>	72	vs Indiana (N) (12/09/2023)
	70	at Arkansas (01/06/2024)
	70	Southeastern La. (11/10/2023)
<b>FIELD GOAL PERCENTAGE</b>	.621 (36-58)	at Georgia (02/24/2024)
	.610 (36-59)	South Carolina (02/14/2024)
<b>3 PT FG MADE</b>	14	at Georgia (02/24/2024)
	14	vs Indiana (N) (12/09/2023)
<b>3 PT FG ATTEMPTS</b>	35	Penn (01/02/2024)
	32	Southeastern La. (11/10/2023)
<b>3 PT FG PERCENTAGE</b>	.600 (12-20)	South Carolina (02/14/2024)
	.538 (14-26)	at Georgia (02/24/2024)
<b>FREE THROWS MADE</b>	40	Alabama (02/07/2024)
	27	LSU (01/13/2024)
<b>FREE THROW ATTEMPTS</b>	50	Alabama (02/07/2024)
	36	Virginia Tech (11/29/2023)
	36	Alabama A&M (11/21/2023)
<b>FREE THROW PERCENTAGE</b>	.909 (10-11)	Ole Miss (01/20/2024)
	.895 (17-19)	South Carolina (02/14/2024)
<b>REBOUNDS</b>	48	at App State (12/03/2023)
	48	Alabama A&M (11/21/2023)
<b>ASSISTS</b>	29	Georgia (03/09/2024)
	25	at Ole Miss (02/03/2024)
	25	vs Indiana (N) (12/09/2023)
<b>STEALS</b>	15	LSU (01/13/2024)
	13	Alabama (02/07/2024)
<b>BLOCKED SHOTS</b>	12	Alabama (02/07/2024)
	10	vs Florida (N) (03/17/2024)
	10	at Alabama (01/24/2024)
	10	vs Baylor (N) (11/07/2023)
<b>TURNOVERS</b>	18	Alabama St. (12/22/2023)
	16	at Tennessee (02/28/2024)
	16	Ole Miss (01/20/2024)
<b>FOULS</b>	32	vs Baylor (N) (11/07/2023)
	28	Alabama (02/07/2024)

## OPPONENT GAME HIGHS

### Opponent - Game Highs

<b>POINTS</b>	92	at Tennessee (02/28/2024)
	88	vs Baylor (N) (11/07/2023)
	81	at Florida (02/10/2024)
	81	Alabama (02/07/2024)
	79	at Alabama (01/24/2024)
<b>FIELD GOALS MADE</b>	28	at Tennessee (02/28/2024)
	28	at Ole Miss (02/03/2024)
<b>FIELD GOAL ATTEMPTS</b>	68	at Alabama (01/24/2024)
	67	at Florida (02/10/2024)
<b>FIELD GOAL PERCENTAGE</b>	.509 (28-55)	at Tennessee (02/28/2024)
	.452 (28-62)	at Ole Miss (02/03/2024)
<b>3 PT FG MADE</b>	11	at Alabama (01/24/2024)
	11	Chattanooga (12/30/2023)
<b>3 PT FG ATTEMPTS</b>	33	Chattanooga (12/30/2023)
	30	at Alabama (01/24/2024)
<b>3 PT FG PERCENTAGE</b>	.529 (9-17)	at Tennessee (02/28/2024)
	.474 (9-19)	vs Baylor (N) (11/07/2023)
<b>FREE THROWS MADE</b>	31	at Alabama (03/05/2024)
	28	Alabama (02/07/2024)
<b>FREE THROW ATTEMPTS</b>	35	at Missouri (03/05/2024)
	35	at Tennessee (02/28/2024)
	35	Alabama (02/07/2024)
<b>FREE THROW PERCENTAGE</b>	.886 (31-35)	at Missouri (03/05/2024)
	.875 (14-16)	Alabama St. (12/22/2023)
<b>REBOUNDS</b>	46	at Alabama (01/24/2024)
	45	at Mississippi St. (01/27/2024)
<b>ASSISTS</b>	20	at Ole Miss (02/03/2024)
	16	Chattanooga (12/30/2023)
<b>STEALS</b>	14	Alabama St. (12/22/2023)
	11	vs Mississippi St. (N) (03/16/2024)
	11	Texas A&M (01/09/2024)
<b>BLOCKED SHOTS</b>	7	at Florida (02/10/2024)
	6	vs Florida (N) (03/17/2024)
	6	at Missouri (03/05/2024)
	6	at Ole Miss (02/03/2024)
<b>TURNOVERS</b>	21	Virginia Tech (11/29/2023)
	19	Texas A&M (01/09/2024)
<b>FOULS</b>	33	Alabama (02/07/2024)
	26	Alabama A&M (11/21/2023)

## AUBURN GAME LOWS

### Auburn - Game Lows

<b>POINTS</b>	58	at Mississippi St. (01/27/2024)
	59	Kentucky (02/17/2024)
	64	at App State (12/03/2023)
	65	at Florida (02/10/2024)
	66	Texas A&M (01/09/2024)
<b>FIELD GOALS MADE</b>	17	Kentucky (02/17/2024)
	19	at Mississippi St. (01/27/2024)
<b>FIELD GOAL ATTEMPTS</b>	50	vs Mississippi St. (N) (03/16/2024)
	51	Texas A&M (01/09/2024)
<b>FIELD GOAL PERCENTAGE</b>	.309 (17-55)	Kentucky (02/17/2024)
	.339 (19-56)	at Mississippi St. (01/27/2024)
<b>3 PT FG MADE</b>	2	Virginia Tech (11/29/2023)
	3	at Florida (02/10/2024)
	3	at App State (12/03/2023)
<b>3 PT FG ATTEMPTS</b>	16	Virginia Tech (11/29/2023)
	17	at Florida (02/10/2024)
<b>3 PT FG PERCENTAGE</b>	.111 (3-27)	at App State (12/03/2023)
	.125 (2-16)	Virginia Tech (11/29/2023)
<b>FREE THROWS MADE</b>	8	at Arkansas (01/06/2024)
	9	vs South Carolina (N) (03/15/2024)
	9	at Ole Miss (02/03/2024)
	9	at App State (12/03/2023)
<b>FREE THROW ATTEMPTS</b>	11	Ole Miss (01/20/2024)
	11	at Arkansas (01/06/2024)
<b>FREE THROW PERCENTAGE</b>	.474 (9-19)	at App State (12/03/2023)
	.529 (9-17)	vs South Carolina (N) (03/15/2024)
<b>REBOUNDS</b>	28	vs Mississippi St. (N) (03/16/2024)
	29	South Carolina (02/14/2024)
	29	Ole Miss (01/20/2024)
<b>ASSISTS</b>	10	at Florida (02/10/2024)
	11	Kentucky (02/17/2024)
	11	at Alabama (01/24/2024)
<b>STEALS</b>	1	at Florida (02/10/2024)
	3	at Georgia (02/24/2024)
	3	at App State (12/03/2023)
<b>BLOCKED SHOTS</b>	2	at Florida (02/10/2024)
	2	at App State (12/03/2023)
<b>TURNOVERS</b>	3	vs Indiana (N) (12/09/2023)
	5	vs South Carolina (N) (03/15/2024)
	5	Alabama (02/07/2024)
<b>FOULS</b>	11	Penn (01/02/2024)
	13	Alabama St. (12/22/2023)

## OPPONENT GAME LOWS

### Opponent - Game Lows

<b>POINTS</b>	51	at Arkansas (01/06/2024)
	54	Vanderbilt (01/31/2024)
	54	Alabama A&M (11/21/2023)
	55	vs South Carolina (N) (03/15/2024)
	55	Texas A&M (01/09/2024)
<b>FIELD GOALS MADE</b>	14	Virginia Tech (11/29/2023)
	15	Vanderbilt (01/31/2024)
<b>FIELD GOAL ATTEMPTS</b>	51	vs UNC Asheville (N) (12/13/2023)
	51	at App State (12/03/2023)
	51	Virginia Tech (11/29/2023)
<b>FIELD GOAL PERCENTAGE</b>	.268 (15-56)	Vanderbilt (01/31/2024)
	.275 (14-51)	Virginia Tech (11/29/2023)
<b>3 PT FG MADE</b>	1	vs Florida (N) (03/17/2024)
	2	vs Notre Dame (N) (11/16/2023)
<b>3 PT FG ATTEMPTS</b>	12	vs South Carolina (N) (03/15/2024)
	13	vs Florida (N) (03/17/2024)
	13	Kentucky (02/17/2024)
<b>3 PT FG PERCENTAGE</b>	.077 (2-26)	vs Notre Dame (N) (11/16/2023)
	.077 (1-13)	vs Florida (N) (03/17/2024)
<b>FREE THROWS MADE</b>	8	at Arkansas (01/06/2024)
	8	Penn (01/02/2024)
<b>FREE THROW ATTEMPTS</b>	13	vs St. Bonaventure (N) (11/17/2023)
	14	Penn (01/02/2024)
<b>FREE THROW PERCENTAGE</b>	.500 (9-18)	at Mississippi St. (01/27/2024)
	.500 (9-18)	vs UNC Asheville (N) (12/13/2023)
<b>REBOUNDS</b>	23	Chattanooga (12/30/2023)
	24	at Georgia (02/24/2024)
<b>ASSISTS</b>	4	at Vanderbilt (01/17/2024)
	5	at Georgia (02/24/2024)
	5	South Carolina (02/14/2024)
<b>STEALS</b>	2	vs South Carolina (N) (03/15/2024)
	2	Alabama (02/07/2024)
	2	vs Indiana (N) (12/09/2023)
<b>BLOCKED SHOTS</b>	0	Georgia (03/09/2024)
	1	vs UNC Asheville (N) (12/13/2023)
	1	vs St. Bonaventure (N) (11/17/2023)
	1	Southeastern La. (11/10/2023)
<b>TURNOVERS</b>	6	at Georgia (02/24/2024)
	7	at Florida (02/10/2024)
	7	at App State (12/03/2023)
<b>FOULS</b>	9	vs UNC Asheville (N) (12/13/2023)
	11	at Arkansas (01/06/2024)

# TEAM AND INDIVIDUAL SUPERLATIVES

## AUBURN INDIVIDUAL HIGHS

### Auburn - Individual Game Highs

<b>POINTS</b>	30	Johni Broome vs Virginia Tech (11/29/2023)
	26	Jaylin Williams vs Alabama (02/07/2024)
	25	Chad Baker-Mazara at Georgia (02/24/2024)
	25	Johni Broome at Alabama (01/24/2024)
	24	Johni Broome vs Alabama (02/07/2024)
	24	Johni Broome vs Penn (01/02/2024)
	24	Aden Holloway vs Indiana (N) (12/09/2023)
	24	Jaylin Williams vs Indiana (N) (12/09/2023)
<b>FIELD GOALS MADE</b>	11	Johni Broome at Alabama (01/24/2024)
	11	Johni Broome vs Virginia Tech (11/29/2023)
<b>FIELD GOAL ATTEMPTS</b>	19	Johni Broome vs Virginia Tech (11/29/2023)
	17	Johni Broome at Alabama (01/24/2024)
<b>FIELD GOAL PERCENTAGE (min 5 made)</b>	1.000 (9-9)	Jaylin Williams vs Chattanooga (12/30/2023)
	1.000 (7-7)	Jaylin Williams at Vanderbilt (01/17/2024)
	1.000 (5-5)	Dylan Cardwell at Missouri (03/05/2024)
<b>3 PT FG MADE</b>	7	Denver Jones vs Georgia (03/09/2024)
	5	Aden Holloway at Georgia (02/24/2024)
	5	Jaylin Williams vs South Carolina (02/14/2024)
	5	Aden Holloway vs Indiana (N) (12/09/2023)
<b>3 PT FG ATTEMPTS</b>	10	Aden Holloway vs LSU (01/13/2024)
	9	Denver Jones vs Georgia (03/09/2024)
<b>3 PT FG PERCENTAGE (min 2 made)</b>	1.000 (3-3)	Chad Baker-Mazara vs UNC Asheville (N) (12/13/2023)
	1.000 (3-3)	Denver Jones vs St. Bonaventure (N) (11/17/2023)
	1.000 (2-2)	Chaney Johnson vs Mississippi St. (03/02/2024)
	1.000 (2-2)	Chad Baker-Mazara vs South Carolina (02/14/2024)
	1.000 (2-2)	Johni Broome vs Vanderbilt (01/31/2024)
	1.000 (2-2)	Jaylin Williams at Vanderbilt (01/17/2024)
	1.000 (2-2)	Jaylin Williams vs LSU (01/13/2024)
	1.000 (2-2)	Jaylin Williams vs Chattanooga (12/30/2023)
	1.000 (2-2)	K.D. Johnson vs Chattanooga (12/30/2023)
	1.000 (2-2)	Denver Jones vs Southern California (12/17/2023)
<b>FREE THROWS MADE</b>	9	Chad Baker-Mazara vs Kentucky (02/17/2024)
	9	Johni Broome vs Alabama (02/07/2024)
	9	Jaylin Williams vs Alabama (02/07/2024)
<b>FREE THROW ATTEMPTS</b>	13	Johni Broome vs Virginia Tech (11/29/2023)
	11	Johni Broome vs Alabama (02/07/2024)
	11	Chad Baker-Mazara vs Alabama (02/07/2024)
	11	Johni Broome vs St. Bonaventure (N) (11/17/2023)
<b>FREE THROW PERCENTAGE (min 3 made)</b>	1.000 (9-9)	Chad Baker-Mazara vs Kentucky (02/17/2024)
	1.000 (8-8)	Jaylin Williams vs Mississippi St. (03/02/2024)
	1.000 (7-7)	Chad Baker-Mazara at Georgia (02/24/2024)
	1.000 (6-6)	Chad Baker-Mazara vs LSU (01/13/2024)
	1.000 (6-6)	K.D. Johnson vs LSU (01/13/2024)
	1.000 (6-6)	Jaylin Williams vs Alabama St. (12/22/2023)
	1.000 (6-6)	Denver Jones vs Southern California (12/17/2023)
	1.000 (6-6)	Denver Jones vs Virginia Tech (11/29/2023)
	1.000 (6-6)	Dylan Cardwell vs St. Bonaventure (N) (11/17/2023)
	1.000 (5-5)	Jaylin Williams at Missouri (03/05/2024)
	1.000 (5-5)	K.D. Johnson at Tennessee (02/28/2024)
	1.000 (5-5)	Jaylin Williams at Vanderbilt (01/17/2024)
	1.000 (5-5)	Jaylin Williams vs Texas A&M (01/09/2024)
	1.000 (5-5)	Aden Holloway vs Indiana (N) (12/09/2023)
	1.000 (5-5)	Chad Baker-Mazara vs Virginia Tech (11/29/2023)
	1.000 (4-4)	Jaylin Williams vs Mississippi St. (N) (03/16/2024)
	1.000 (4-4)	Chad Baker-Mazara at Missouri (03/05/2024)
	1.000 (4-4)	Denver Jones at Missouri (03/05/2024)
	1.000 (4-4)	Denver Jones at Tennessee (02/28/2024)
	1.000 (4-4)	Johni Broome vs Kentucky (02/17/2024)
<b>REBOUNDS</b>	14	Johni Broome at Alabama (01/24/2024)
	13	Johni Broome at Georgia (02/24/2024)
	13	Johni Broome vs Alabama St. (12/22/2023)
	13	Johni Broome at App State (12/03/2023)
	13	Johni Broome vs Virginia Tech (11/29/2023)
<b>ASSISTS</b>	7	Johni Broome at Ole Miss (02/03/2024)
	7	Jaylin Williams vs Indiana (N) (12/09/2023)
<b>STEALS</b>	5	Chad Baker-Mazara vs LSU (01/13/2024)
	4	K.D. Johnson vs UNC Asheville (N) (12/13/2023)
<b>BLOCKED SHOTS</b>	5	Johni Broome vs Alabama (02/07/2024)
	5	Johni Broome vs Vanderbilt (01/31/2024)
	5	Johni Broome at Alabama (01/24/2024)
	5	Dylan Cardwell vs LSU (01/13/2024)
	5	Dylan Cardwell vs Baylor (N) (11/07/2023)
<b>TURNOVERS</b>	4	Chad Baker-Mazara vs Mississippi St. (03/02/2024)
	4	Chaney Johnson at Tennessee (02/28/2024)
	4	Chad Baker-Mazara at Tennessee (02/28/2024)
	4	Tre Donaldson vs Vanderbilt (01/31/2024)
	4	Johni Broome vs Ole Miss (01/20/2024)
	4	Dylan Cardwell vs Ole Miss (01/20/2024)
	4	Johni Broome vs Alabama St. (12/22/2023)
	4	Dylan Cardwell vs Notre Dame (N) (11/16/2023)
	4	Tre Donaldson vs Baylor (N) (11/07/2023)
<b>FOULS</b>	6	K.D. Johnson vs Virginia Tech (11/29/2023)
	6	Johni Broome vs Baylor (N) (11/07/2023)

## OPPONENT INDIVIDUAL HIGHS

### Opponent - Individual Game Highs

<b>POINTS</b>	39	Dalton Knecht at Tennessee (02/28/2024)
	28	Ja'Kobe Walter vs Baylor (N) (11/07/2023)
	25	Mark Sears vs Alabama (02/07/2024)
	24	Roger McFarlane vs Southeastern La. (11/10/2023)
	23	Josh Hubbard vs Mississippi St. (03/02/2024)
	23	Drew Pember vs UNC Asheville (N) (12/13/2023)
<b>FIELD GOALS MADE</b>	12	Dalton Knecht at Tennessee (02/28/2024)
	9	Mark Sears at Alabama (01/24/2024)
	9	Roger McFarlane vs Southeastern La. (11/10/2023)
<b>FIELD GOAL ATTEMPTS</b>	23	Roger McFarlane vs Southeastern La. (11/10/2023)
	21	Dalton Knecht at Tennessee (02/28/2024)
	21	Mark Sears at Alabama (01/24/2024)
<b>FIELD GOAL PERCENTAGE (min 5 made)</b>	.875 (7-8)	Chad Venning vs St. Bonaventure (N) (11/17/2023)
	.857 (6-7)	Moussa Cisse at Ole Miss (02/03/2024)
<b>3 PT FG MADE</b>	6	Josh Hubbard vs Mississippi St. (03/02/2024)
	5	Dalton Knecht at Tennessee (02/28/2024)
	5	Rylan Griffen at Alabama (01/24/2024)
<b>3 PT FG ATTEMPTS</b>	11	Josh Hubbard vs Mississippi St. (03/02/2024)
	10	Rylan Griffen at Alabama (01/24/2024)
<b>3 PT FG PERCENTAGE (min 2 made)</b>	1.000 (3-3)	Silas Demary Jr. vs Georgia (03/09/2024)
	1.000 (3-3)	Zakai Zeigler at Tennessee (02/28/2024)
	1.000 (2-2)	Ta'lon Cooper vs South Carolina (N) (03/15/2024)
<b>FREE THROWS MADE</b>	12	Sean East II at Missouri (03/05/2024)
	12	Mark Sears vs Alabama (02/07/2024)
<b>FREE THROW ATTEMPTS</b>	13	Sean East II at Missouri (03/05/2024)
	13	Mark Sears vs Alabama (02/07/2024)
<b>FREE THROW PERCENTAGE (min 3 made)</b>	1.000 (10-10)	Ja'Kobe Walter vs Baylor (N) (11/07/2023)
	1.000 (8-8)	B.J. Mack vs South Carolina (N) (03/15/2024)
	1.000 (7-7)	Jordan Wright vs LSU (01/13/2024)
	1.000 (7-7)	Trae Hannibal vs LSU (01/13/2024)
	1.000 (6-6)	Walter Clayton Jr. vs Florida (N) (03/17/2024)
	1.000 (6-6)	Adou Thiero vs Kentucky (02/17/2024)
	1.000 (6-6)	D.J. Wagner vs Kentucky (02/17/2024)
	1.000 (6-6)	Jaemyn Brakefield at Ole Miss (02/03/2024)
	1.000 (6-6)	Jason Rivera-Torres at Vanderbilt (01/17/2024)
	1.000 (5-5)	Riley Kugel at Florida (02/10/2024)
	1.000 (4-4)	Anthony Robinson II at Missouri (03/05/2024)
	1.000 (4-4)	Jordan Gainey at Tennessee (02/28/2024)
	1.000 (4-4)	Jabri Abdur-Rahim at Georgia (02/24/2024)
	1.000 (4-4)	Mecchie Johnson vs South Carolina (02/14/2024)
	1.000 (4-4)	Zyon Pullin at Florida (02/10/2024)
	1.000 (4-4)	Allen Flanigan vs Ole Miss (01/20/2024)
	1.000 (4-4)	Wade Taylor IV vs Texas A&M (01/09/2024)
	1.000 (4-4)	Trey Bonham vs Chattanooga (12/30/2023)
	1.000 (4-4)	Mackenzie Mgbako vs Indiana (N) (12/09/2023)
	1.000 (4-4)	Terence Harcum at App State (12/03/2023)
<b>REBOUNDS</b>	13	Andersson Garcia vs Texas A&M (01/09/2024)
	12	Ven-Allen Lubin vs Vanderbilt (01/31/2024)
	12	D.J. Jeffries at Mississippi St. (01/27/2024)
<b>ASSISTS</b>	9	Zakai Zeigler at Tennessee (02/28/2024)
	8	Mark Sears at Alabama (01/24/2024)
<b>STEALS</b>	5	Reed Sheppard vs Kentucky (02/17/2024)
	4	Silas Demary Jr. at Georgia (02/24/2024)
	4	Jason Rivera-Torres at Vanderbilt (01/17/2024)
	4	Andersson Garcia vs Texas A&M (01/09/2024)
<b>BLOCKED SHOTS</b>	5	Nicah Handlogten at Florida (02/10/2024)
	4	Collin Murray-Boyles vs South Carolina (N) (03/15/2024)
	4	Josiah-Jordan James at Tennessee (02/28/2024)
	4	Moussa Cisse at Ole Miss (02/03/2024)
<b>TURNOVERS</b>	7	Henry Coleman III vs Texas A&M (01/09/2024)
	7	Sean Pedulla vs Virginia Tech (11/29/2023)
	7	Rayl Dennis vs Baylor (N) (11/07/2023)
<b>FOULS</b>	7	Cameron Matthews vs Mississippi St. (N) (03/16/2024)
	5	Jonas Aidoo at Tennessee (02/28/2024)
	5	Justin Edwards vs Kentucky (02/17/2024)
	5	Grant Nelson vs Alabama (02/07/2024)
	5	Aaron Estrada vs Alabama (02/07/2024)
	5	Evan Taylor vs Vanderbilt (01/31/2024)
	5	Vincent Iwuchukwu vs Southern California (12/17/2023)
	5	Isaiah Collier vs Southern California (12/17/2023)
	5	Justin Abson at App State (12/03/2023)
	5	Mekhi Long vs Virginia Tech (11/29/2023)
	5	Robbie Beran vs Virginia Tech (11/29/2023)
	5	Noel Brown vs St. Bonaventure (N) (11/17/2023)
	5	Chad Venning vs St. Bonaventure (N) (11/17/2023)
	5	Alec Woodard vs Southeastern La. (11/10/2023)

# MISCELLANEOUS STATISTICS

## AUBURN'S RECORD IN BRUCE PEARL ERA

Overall (On-Court)	27-7	214-118
Home	15-1	127-32
Away	5-5	47-66
Neutral	7-1	41-20
Conference (On-Court)	13-5	97-83
Home	8-1	61-29
Away	5-4	36-54
Non-Conference (On-Court)	14-2	112-35
Home	7-0	62-3
Away	0-1	9-12
Neutral	7-1	39-20
Overtime	0-0	12-6
Ranked opponents	5-3	23-29
Unranked opponents	22-4	179-89
Wearing white uniforms	19-1	128-42
Wearing navy uniforms	5-3	44-52
Wearing orange uniforms	3-3	30-24
Leading at half	25-1	157-25
Trailing at half	1-5	39-88
Tied at half	1-1	6-5
Leading with 5:00 remaining in second half	27-1	180-7
Trailing with 5:00 remaining in second half	0-5	20-106
Tied with 5:00 remaining in second half	0-1	4-5
Has more rebounds than opponent	16-1	126-28
Has fewer rebounds than opponent	8-5	71-51
Same rebounds as opponent	3-1	5-9
Commits more turnovers than opponent	5-4	48-72
Causes more turnovers than opponent	18-3	135-48
Same turnovers as opponent	4-0	19-8
Has more FT attempts than opponent	11-1	132-43
Has fewer FT attempts than opponent	16-5	68-71
Same FT attempts as opponent	0-1	3-4
Shoots 40% or better from field	25-4	172-53
Shoots less than 40% from field	2-3	30-65
Opponent shoots 40% or better from field	9-6	114-102
Opponent shoots less than 40% from field	18-1	88-16
Shoots better than opponent	27-3	153-22
Opponent shoots better	0-4	47-95
Same FG percentage	0-0	2-1
Auburn bench outscored opponent's bench	27-6	136-43
Opponent's bench outscored Auburn bench	0-1	63-70
Same points off the bench	0-0	2-6
Auburn scores 100 or more	4-0	13-1
Auburn scores between 90-99	6-0	32-2
Auburn scores between 80-89	12-2	77-19
Auburn scores between 70-79	4-1	56-26
Auburn scores between 60-69	1-2	20-41
Auburn scores less than 60	0-2	3-29
Opponent scores 100 or more	0-0	0-5
Opponent scores between 90-99	0-1	3-18
Opponent scores between 80-89	1-2	21-38
Opponent scores between 70-79	8-2	66-33
Opponent scores between 60-69	10-2	70-19
Opponent scores less than 60	8-0	41-5
On Sunday	2-1	8-4
On Monday	0-0	6-5
On Tuesday	4-1	38-24
On Wednesday	6-2	42-26
On Thursday	1-0	12-3
On Friday	4-0	27-6
On Saturday	10-3	69-50
In November	5-1	46-10
In December	5-1	47-14
In January	7-2	48-33
In February	4-3	32-43
In March	6-0	29-17
In April	0-0	0-1
Five-plus players score in double-figures	6-1	47-10
Four players score in double figures	12-0	75-21
Three players score in double figures	7-3	56-47
Two players score in double figures	2-3	24-32
One player scores in double figures	0-0	1-8

## MISCELLANEOUS

Largest margin of victory	40 vs. South Carolina (2/14/24)
Smallest margin of victory	7 vs. Mississippi State (3/16/24)
Largest margin of defeat	16 at Florida (2/10/24)
Smallest margin of defeat	4 at Alabama (1/24/24)
Biggest rebound margin	+23 vs. Chattanooga (12/30/23)
Biggest rebound deficit	-15 at Mississippi State (1/27/24)
Average margin of victory/defeat	+21.3/-8.0
Largest halftime lead	+34 (49-15) vs. Alabama A&M (11/21/23)
Largest halftime lead blown	+9 (43-34) vs. Baylor (11/7/23)
Largest halftime deficit	-16 (42-26) at Florida (2/10/24)
Largest halftime deficit overcome to win	-9 (44-35) at Ole Miss (2/3/24)
Largest overall lead	43 vs. Alabama A&M, 2nd Half (11/21/23)
Largest overall lead blown	9 vs. Baylor, 1st Half (11/7/23)
Largest overall deficit	-29 at Florida, 2nd Half (2/10/24)
Largest deficit overcome to win	-13 at Ole Miss (2/3/24)

## TEAM EXTREMES

Most points scored	104 vs. Indiana (12/9/23)
Fewest points scored	58 at Mississippi State (1/27/24)
Most rebounds	48 at Appalachian St. (12/3/23), vs. Alabama A&M (11/21/23)
Fewest rebounds	29 (three times)
Most assists	29 vs. Georgia (3/9/24)
Fewest assists	9 at Florida (2/10/24)
Most turnovers	18 vs. Alabama State (12/22/23)
Fewest turnovers	3 vs. Indiana (12/9/23) - tied school single-game record
Most steals	15 vs. LSU (1/13/24)
Fewest steals	1 at Florida (2/10/24)
Most blocks	12 vs. Alabama (2/7/24)
Fewest blocks	2 at Florida (2/10/24), at Appalachian State (12/3/23)
Best shooting percentage	.621 (36-58) at Georgia (2/24/24)
Worst shooting percentage	.309 (17-55) vs. Kentucky (2/17/24)
Best 3-pt. percentage	.600 (12-20) vs. South Carolina (2/14/24)
Worst 3-pt. percentage	.111 (3-27) at Appalachian State (12/3/23)
Best FT percentage	.909 (10-11) vs. Ole Miss (1/20/24)
Worst FT percentage	.474 (9-19) at Appalachian State (12/3/23)
Most points (1st half)	55 vs. Alabama (2/7/24)
Fewest points (1st half)	21 at Mississippi State (1/27/24)
Most points (2nd half)	56 at Ole Miss (2/3/24)
Fewest points (2nd half)	29 vs. St. Bonaventure (11/17/23)
Most points (OT)	
Fewest points (OT)	

## STARTING LINEUPS

### Record when starting lineup is:

Holloway, Jones, Moore, J. Williams, Broome	14-2
Holloway, Jones, Baker-Mazara, J. Williams, Broome	6-0
Donaldson, Jones, Moore, J. Williams, Broome	5-3
Holloway, Jones, Baker-Mazara, C. Johnson, Broome	1-1
Holloway, Donaldson, Moore, J. Williams, Cardwell	1-0
Donaldson, K. Johnson, Moore, J. Williams, Broome	0-1

### Record when starts (Career):

Johni Broome	26-7 (88-38)
Jaylin Williams	26-6 (58-33)
Chaney Johnson	1-1 (50-18)
Denver Jones	26-6 (43-23)
Chris Moore	20-6 (32-9)
K.D. Johnson	0-1 (25-7)
Aden Holloway	22-3 (22-3)
Chad Baker-Mazara	7-1 (14-7)
Tre Donaldson	6-4 (6-4)
Dylan Cardwell	1-0 (2-0)

2023-24 BOX SCORES

GAME 1 | #20/17 BAYLOR 88, AUBURN 82

Official Basketball Box Score - Final Auburn at Baylor. Game Time: 8:00 PM. Game Duration: 2:25. Attendance: 3,028. Includes player stats for Auburn (82) and Baylor (88).

GAME 2 | AUBURN 86, SOUTHEASTERN LOUISIANA 71

Official Basketball Box Score - Final Southeastern La. at Auburn. Game Time: 7:00 PM. Game Duration: 2:04. Attendance: 9,121. Includes player stats for Auburn (86) and Southeastern Louisiana (71).

Technical Fouls: Broome 2nd 0:27. Shooting By Period table for Auburn vs Baylor. Includes FG%, 3PT%, FT%, and GMFG% for each quarter.

Technical Fouls: NONE. Shooting By Period table for Auburn vs Southeastern Louisiana. Includes FG%, 3PT%, FT%, and GMFG% for each quarter.

Summary statistics for Game 1: Biggest lead, Best Scoring Run, Lead Changes, Times Tied, Time with Lead.

Summary statistics for Game 2: Biggest lead, Best Scoring Run, Lead Changes, Times Tied, Time with Lead.

GAME 3 | AUBURN 83, NOTRE DAME 59

Official Basketball Box Score - Final Auburn at Notre Dame. Game Time: 9:00 PM. Game Duration: 1:55. Attendance: 5,524. Includes player stats for Auburn (83) and Notre Dame (59).

GAME 4 | AUBURN 77, ST. BONAVENTURE 60

Official Basketball Box Score - Final Auburn at St. Bonaventure. Game Time: 7:00 PM. Game Duration: 1:57. Attendance: 4,849. Includes player stats for Auburn (77) and St. Bonaventure (60).

Technical Fouls: NONE. Shooting By Period table for Auburn vs Notre Dame. Includes FG%, 3PT%, FT%, and GMFG% for each quarter.

Technical Fouls: NONE. Shooting By Period table for Auburn vs St. Bonaventure. Includes FG%, 3PT%, FT%, and GMFG% for each quarter.

Summary statistics for Game 3: Biggest lead, Best Scoring Run, Lead Changes, Times Tied, Time with Lead.

Summary statistics for Game 4: Biggest lead, Best Scoring Run, Lead Changes, Times Tied, Time with Lead.

Game Notes: 2023 Legends Classic All Tournament Team • Jason Small (Oklahoma State) • Markus Burton (Notre Dame) • Mika Adams-Woods (St. Bonaventure) • Jaylin Williams (Auburn) • 2023 Legends Classic MVP - John Broome (Auburn)

# 2023-24 BOX SCORES

## GAME 5 | AUBURN 84, ALABAMA A&M 54

Official Basketball Box Score - Final  
**Auburn A&M at Auburn**  
 11/23/23 Neville Arena, Auburn  
 2023-24 Men's Basketball  
 Game Time: 7:00 PM  
 Game Duration: 5:04  
 Attendance: 9,121  
 Officials: Pat Adams, Rob Rorke, Doug Simms

Alabama A&M - 54												Record: 0-3																			
NO.	Name	Min	FG	3P	FT	Rebounds	Fouls	TP	AS	TO	ST	Blocks	+/-																		
			M/A	M/A	M/A	OR DR TOT	PF	FD				BS	BA																		
2	Omar Peek	F 21:33	1-7	0-2	2-2	1 2 3	0 3	4	0	0	1	0	1	-36																	
34	EJ Williams	C 13:40	1-3	0-0	0-0	1 0 1	2 1	2	1	3	0	0	0	-19																	
4	Caleb Blackwell	G 22:28	0-4	0-3	0-0	1 1 1	3 1	0	1	0	2	0	0	-37																	
15	Dalrin Smith	G 18:21	3-8	0-1	1-1	1 0 1	3 1	7	0	1	0	1	0	-7																	
22	Lorenzo Downey	G 19:03	0-4	0-2	0-0	2 2 2	2 1	0	1	2	1	0	0	-31																	
30	William Tavares	12:48	1-1	1-1	0-0	0 3 3	1 1	3	0	0	1	0	0	8																	
23	Chad Moodie	17:58	2-5	0-0	5-6	2 5 7	1 3	9	2	2	1	1	5	0																	
0	Jayland Randall	16:39	1-5	0-0	0-0	0 0 0	4 0	2	0	0	0	0	0	-12																	
10	AC Bryant	17:08	2-5	0-1	3-6	0 3 3	2 4	7	1	3	1	0	1	4																	
13	Darius Osborne	07:18	0-1	0-1	0-0	0 1 1	2 0	0	0	0	0	0	0	-11																	
24	Eric Lee	10:38	4-7	0-0	0-0	1 1 2	1 1	8	0	0	1	0	2	5																	
12	Dylan McLean	14:15	2-5	1-3	2-2	0 1 1	3 1	7	0	1	0	0	1	-13																	
5	London Riley	05:50	1-1	1-1	0-0	0 0 0	1 0	3	0	0	0	0	0	-7																	
1	Joshua Hughley	02:21	1-1	0-0	0-0	0 0 0	1 0	2	0	0	0	0	0	3																	
Team						0 2 2		0 1		0 1		0 1																			
<b>Totals</b>		19:57		3-15		13-17		6 21 27		26 17		54		6 14 8		3 6 1		-30													

Auburn - 84												Record: 4-1																			
NO.	Name	Min	FG	3P	FT	Rebounds	Fouls	TP	AS	TO	ST	Blocks	+/-																		
			M/A	M/A	M/A	OR DR TOT	PF	FD				BS	BA																		
2	Jaylin Williams	F 17:41	3-4	1-2	3-4	1 5 6	0 2	10	1	0	3	1	0	5																	
5	Chris Moore	F 23:02	0-1	0-1	0-0	1 4 5	2 2	0	2	0	0	0	1	9																	
44	Dylan Cardwell	C 16:49	3-5	0-0	0 4 9	0 1	6	2	3	1	1	0	0	26																	
1	Aden Holloway	G 21:45	3-9	2-7	5-7	0 1 1	1 4	13	2	0	0	0	1	39																	
3	Tre Donaldson	G 21:09	2-5	0-1	2-2	1 2 3	1 2	6	3	3	0	0	1	5																	
10	Chad Baker-Mazara	19:50	1-4	1-3	3-4	1 3 4	2 3	6	6	1	1	0	0	18																	
12	Denver Jones	17:39	3-6	1-4	1 1	0 2 2	2 2	6	0	1	1	0	0	15																	
4	Johni Broome	20:50	3-7	0-2	4-6	2 3 5	2 3	10	2	2	1	0	0	7																	
0	K.D. Johnson	11:37	2-4	1-3	1-2	0 2 2	3 1	6	1	1	0	1	0	-1																	
31	Chaney Johnson	17:08	6-8	0-1	3-4	0 4 4	3 3	15	0	1	2	1	0	30																	
24	Lior Berman	06:29	0-0	0-0	0-2	0 1 1	0 1	0	0	0	0	0	0	6																	
21	Blake Muschalek	02:21	0-2	0-0	2-2	0 0 0	1 1	2	0	0	0	0	0	-3																	
23	Addarin Scott	02:21	0-0	0-0	2-2	0 0 2	1 1	2	0	1	0	0	0	-3																	
20	Carter Sobera	01:49	0-0	0-0	0-0	0 1 1	0 0	0	0	0	0	0	0	-3																	
Team						0 3 3		0 0		0 0		0 0																			
<b>Totals</b>		26:55		6-24		26-36		13 35 48		17 26		84		19 13 9		6 3 30		-30													

Biggest lead		AAM	AUB	Points from Turnovers	AAM	AUB	Period by Period Scoring		
		0 (1 <sup>st</sup> 20:00)	43 (2 <sup>nd</sup> 13:44)	15	13	1st	2nd	TOT	
Best Scoring Run		7 (2 <sup>nd</sup> 10:35)	19 (1 <sup>st</sup> 0:50)	28	40	AAM	15	39	54
Lead Changes		0	0	16	16	AUB	49	35	84
Times Tied		0	0	13	20				
Time with Lead		00:00	39:27	41	49				

## GAME 6 | AUBURN 74, VIRGINIA TECH 57

Official Basketball Box Score - Final  
**Virginia Tech at Auburn**  
 11/23/23 Neville Arena, Auburn  
 2023-24 Men's Basketball  
 Game Time: 8:15 PM  
 Game Duration: 2:18  
 Attendance: 9,121  
 Officials: Don Daly, Bart Lenox, Olanis Poole

Virginia Tech - 57												Record: 5-3																			
NO.	Name	Min	FG	3P	FT	Rebounds	Fouls	TP	AS	TO	ST	Blocks	+/-																		
			M/A	M/A	M/A	OR DR TOT	PF	FD				BS	BA																		
23	Tyler Nickel	F 19:29	0-5	0-3	0-0	1 0 1	3 1	0	0	3	0	0	0	-24																	
31	Robbie Beran	F 10:48	0-1	0-1	2-2	0 2 2	5 1	2	0	1	0	1	0	-5																	
15	Lynn Kidd	C 29:17	2-6	0-0	2-2	2 5 7	1 1	6	1	2	2	1	1	-7																	
0	Hunter Cattoor	G 31:57	4-11	1-6	7-9	1 5 6	3 5	16	1	3	0	0	2	-16																	
3	Sean Pedulla	G 27:42	0-9	0-2	4-6	1 1 2	1 5	4	1	7	1	0	2	-20																	
4	Mekhi Long	18:23	1-2	0-0	3-5	3 4 7	5 4	5	0	2	0	0	0	-4																	
14	Myllyael Potat	09:11	1-4	0-0	2-2	1 1 2	2 2	4	0	0	0	0	0	-9																	
34	Jaydon Young	24:22	3-6	3-4	0-0	0 1 1	1 0	9	1	1	1	0	0	-4																	
10	Brandon Rechsteiner	12:18	1-2	0-1	0-0	1 0 1	2 0	2	2	1	0	0	0	3																	
11	John Camden	15:01	2-4	2-3	3-5	2 4 6	2 2	9	1	1	1	0	0	2																	
5	Patrick Wessler	01:32	0-1	0-0	0-0	0 1 1	0 0	0	0	0	0	0	0	-1																	
Team						5 3 8		0 0		0 0		0 0																			
<b>Totals</b>		14:51		6-20		23-31		17 27 44		25 21		57		7 21 5		2 7 17		-30													

Auburn - 74												Record: 5-1																			
NO.	Name	Min	FG	3P	FT	Rebounds	Fouls	TP	AS	TO	ST	Blocks	+/-																		
			M/A	M/A	M/A	OR DR TOT	PF	FD				BS	BA																		
2	Jaylin Williams	F 12:41	1-4	0-1	1-1	1 2 3	5 4	2	3	2	1	2	0	14																	
4	Johni Broome	F 26:24	11-19	0-2	8-13	7 6 13	1 7	30	0	2	1	3	1	12																	
5	Chris Moore	F 19:50	0-2	0-1	0-2	1 0 1	2 0	0	0	1	1	1	1	-2																	
1	Aden Holloway	G 21:57	0-7	0-2	0-0	1 1 2	0 1	2	0	2	1	3	0	0	12																
12	Denver Jones	G 24:05	1-4	0-2	6-6	1 4 5	0 5	8	1	0	1	0	0	14																	
10	Chad Baker-Mazara	23:16	5-10	0-3	5-5	2 4 6	3 3	15	3	0	2	1	0	17																	
31	Chaney Johnson	17:54	1-4	1-1	0-0	1 2 3	3 1	3	1	2	0	2	0	4																	
0	K.D. Johnson	12:19	1-6	0-3	0-0	0 2 2	6 0	2	0	1	1	0	0	10																	
3	Tre Donaldson	18:23	4-6	1-1	0-0	2 2 2	0 0	9	3	0	1	0	0	0																	
44	Dylan Cardwell	12:04	0-0	0-0	2-5	0 0 0	1 3	2	0	0	0	0	0	4																	
24	Lior Berman	04:47	0-0	0-0	0-0	0 1 1	0 0	0	0	0	0	0	0	0																	
20	Carter Sobera	01:38	0-0	0-0	0-0	0 0 0	0 0	0	0	0	0	0	0	-1																	
21	Blake Muschalek	01:38	0-0	0-0	2-4	0 0 0	0 0	2	0	0	0	0	0	-1																	
23	Addarin Scott	01:32	0-0	0-0	0-0	0 0 0	0 0	0	0	0	0	0	0	1																	
55	Jalen Harper	01:32	0-0	0-0	0-0	0 0 0	0 0	0	0	0	0	0	0	1																	
Team						1 2 3		0 0		0 0		0 0																			
<b>Totals</b>		24:42		2-16		24-36		17 23 40		22 25 74		12 8		11 7 2		17		-30													

Biggest lead		VAT	AUB	Points from Turnovers	VAT	AUB	Period by Period Scoring		
		0 (1 <sup>st</sup> 20:00)	21 (2 <sup>nd</sup> 5:42)	5	30	1st	2nd	TOT	
Best Scoring Run		9 (1 <sup>st</sup> 4:23)	7 (1 <sup>st</sup> 16:15)	14	42	VAT	24	33	57
Lead Changes		0	0	14	26	AUB	33	41	74
Times Tied		0	0	3	13				
Time with Lead		00:00	39:07	29	33				

Game Notes: 5:15 Unsportsmanlike Technical Fouls - Auburn 0

## GAME 7 | APPALACHIAN STATE 69, AUBURN 64

Official Basketball Box Score - Final  
**Auburn at App State**  
 12/03/23 Holmes Convocation Center, Boone  
 2023-24 Men's Basketball  
 Game Time: 1:00 PM  
 Game Duration: 2:12  
 Attendance: 7,037  
 Officials: Terry Oglesby, Owen Shortt, Vladimir Voyard-Tadai

Auburn - 64												Record: 5-2														
NO.	Name	Min	FG	3P	FT	Rebounds	Fouls	TP	AS	TO	ST	Blocks	+/-													
			M/A	M/A	M/A	OR DR TOT	PF	FD				BS	BA													
2	Jaylin Williams	F 22:00	3-5	0-1	0-1	0 3 3	2 1	6	1	0	0	0	0	-17												
4	Johni Broome	F 27:09	10-16	0-3	1-7	4 9 13	2 4	21	1																	

2023-24 BOX SCORES

GAME 9 | AUBURN 87, UNC ASHEVILLE 62



Official Basketball Box Score - Final
UNC Asheville at Auburn
12/13/23 Von Braun Center, Huntsville
2023-24 Men's Basketball

Game Time: 7:00 PM
Game Duration: 1:49
Attendance: 6,556

Officials: Ron Groover, Lee Cassell, Vlad Voyard-Tadai

UNC Asheville - 62

Record: 5-6

Box score table for UNC Asheville vs Auburn, Game 9. Columns include NO. Name, Min, FG, 3P, FT, Rebounds, Fouls, TP, AS, TO, ST, Blocks, +/-.

Shooting By Period table for UNC Asheville vs Auburn, Game 9. Columns include 1st FG%, 3PT%, 2nd FG%, 3PT%, GM FG%, 3PT%, FT%, Dead Ball Rebounds.

Technical Fouls: NONE

Auburn - 87

Record: 7-2

Box score table for Auburn vs UNC Asheville, Game 9. Columns include NO. Name, Min, FG, 3P, FT, Rebounds, Fouls, TP, AS, TO, ST, Blocks, +/-.

Shooting By Period table for Auburn vs UNC Asheville, Game 9. Columns include 1st FG%, 3PT%, 2nd FG%, 3PT%, GM FG%, 3PT%, FT%, Dead Ball Rebounds.

Technical Fouls: Broome 2 2nd 15:58

Summary table for Game 9: Biggest lead, Best Scoring Run, Lead Changes, Times Tied, Time with Lead.

Points from Turnovers, Second Chance, Fast Breaks, Bench table for Game 9.

GAME 10 | AUBURN 91, USC 75



Official Basketball Box Score - Final
Southern California at Auburn
12/17/23 Neville Arena, Auburn
2023-24 Men's Basketball

Game Time: 12:00 PM
Game Duration: 2:23
Attendance: 9,121

Officials: Don Daly, Terry Oglesby, KB Burdett, Jr.

Southern California - 75

Record: 5-5

Box score table for Southern California vs Auburn, Game 10. Columns include NO. Name, Min, FG, 3P, FT, Rebounds, Fouls, TP, AS, TO, ST, Blocks, +/-.

Shooting By Period table for Southern California vs Auburn, Game 10. Columns include 1st FG%, 3PT%, 2nd FG%, 3PT%, GM FG%, 3PT%, FT%, Dead Ball Rebounds.

Technical Fouls: NONE

Auburn - 91

Record: 8-2

Box score table for Auburn vs Southern California, Game 10. Columns include NO. Name, Min, FG, 3P, FT, Rebounds, Fouls, TP, AS, TO, ST, Blocks, +/-.

Shooting By Period table for Auburn vs Southern California, Game 10. Columns include 1st FG%, 3PT%, 2nd FG%, 3PT%, GM FG%, 3PT%, FT%, Dead Ball Rebounds.

Technical Fouls: Baker-Mazara 2nd 17:48

Summary table for Game 10: Biggest lead, Best Scoring Run, Lead Changes, Times Tied, Time with Lead.

Points from Turnovers, Second Chance, Fast Breaks, Bench table for Game 10.

GAME 11 | AUBURN 82, ALABAMA STATE 62



Official Basketball Box Score - Final
Alabama St. at Auburn
12/22/23 Neville Arena, Auburn
2023-24 Men's Basketball

Game Time: 7:00 PM
Game Duration: 2:04
Attendance: 9,121

Officials: Chuck Jones, Tony Greene, Brian Dorsey

Alabama St. - 62

Record: 4-7

Box score table for Alabama State vs Auburn, Game 11. Columns include NO. Name, Min, FG, 3P, FT, Rebounds, Fouls, TP, AS, TO, ST, Blocks, +/-.

Shooting By Period table for Alabama State vs Auburn, Game 11. Columns include 1st FG%, 3PT%, 2nd FG%, 3PT%, GM FG%, 3PT%, FT%, Dead Ball Rebounds.

Technical Fouls: NONE

Auburn - 82

Record: 9-2

Box score table for Auburn vs Alabama State, Game 11. Columns include NO. Name, Min, FG, 3P, FT, Rebounds, Fouls, TP, AS, TO, ST, Blocks, +/-.

Shooting By Period table for Auburn vs Alabama State, Game 11. Columns include 1st FG%, 3PT%, 2nd FG%, 3PT%, GM FG%, 3PT%, FT%, Dead Ball Rebounds.

Technical Fouls: NONE

Summary table for Game 11: Biggest lead, Best Scoring Run, Lead Changes, Times Tied, Time with Lead.

Points from Turnovers, Second Chance, Fast Breaks, Bench table for Game 11.

GAME 12 | AUBURN 101, CHATTANOOGA 66



Official Basketball Box Score - Final
Chattanooga at Auburn
12/30/23 Neville Arena, Auburn
2023-24 Men's Basketball

Game Time: 8:00 PM
Game Duration: 1:51
Attendance: 9,121

Officials: Owen Shortt, Rob Rooks, Matt Jaraman

Chattanooga - 66

Record: 8-5

Box score table for Chattanooga vs Auburn, Game 12. Columns include NO. Name, Min, FG, 3P, FT, Rebounds, Fouls, TP, AS, TO, ST, Blocks, +/-.

Shooting By Period table for Chattanooga vs Auburn, Game 12. Columns include 1st FG%, 3PT%, 2nd FG%, 3PT%, GM FG%, 3PT%, FT%, Dead Ball Rebounds.

Technical Fouls: NONE

Auburn - 101

Record: 10-2

Box score table for Auburn vs Chattanooga, Game 12. Columns include NO. Name, Min, FG, 3P, FT, Rebounds, Fouls, TP, AS, TO, ST, Blocks, +/-.

Shooting By Period table for Auburn vs Chattanooga, Game 12. Columns include 1st FG%, 3PT%, 2nd FG%, 3PT%, GM FG%, 3PT%, FT%, Dead Ball Rebounds.

Technical Fouls: Johnson 2nd 9:18

Summary table for Game 12: Biggest lead, Best Scoring Run, Lead Changes, Times Tied, Time with Lead.

Points from Turnovers, Second Chance, Fast Breaks, Bench table for Game 12.

# 2023-24 BOX SCORES

## GAME 13 | #25 AUBURN 88, PENN 68

Official Basketball Box Score - Final  
**Penn at Auburn**  
 01/02/24 Neville Arena, Auburn  
 2023-24 Men's Basketball

Game Time: 8:00 PM  
 Game Duration: 1:53  
 Attendance: 9,121

Officials: Pat Adams, Bharat Ramnana, Tony Chizaza

Penn - 68														Record: 9-7																
NO. Name	Min	FG	3P	FT	Rebounds	Fouls	TP	AS	TO	ST	Blocks	+/		NO. Name	Min	FG	3P	FT	Rebounds	Fouls	TP	AS	TO	ST	Blocks	+/				
		M/A	M/A	M/A	OR DR TOT	PF					BS BA					M/A	M/A	M/A	OR DR TOT	PF				BS BA						
13 Nick Spinoso	C	31:29	3-11	0-1	2-4	2 5 7	3	2	8	6	4	1	2	-11	2 Jaylin Williams	F	24:40	5-9	1-3	0-0	0 3 3	0	0	11	1	1	0	0	13	
4 Tyler Perkins	G	34:03	5-16	1-4	2-3	4 4 8	3	3	13	2	3	1	0	-9	4 Johni Broome	F	24:49	7-13	0-2	0-0	3 5 8	1	3	14	3	2	2	0	7	
11 Sam Brown	G	33:44	7-9	4-6	2-4	0 3 3	1	2	20	0	2	0	0	-11	5 Chris Moore	F	13:54	0-1	0-0	0-0	1 0 1	0	0	0	0	2	1	0	1	7
15 Andrew Laczkowski	G	21:39	3-4	1-2	0-0	3 0 3	0	0	7	0	0	0	0	2	1 Aden Holloway	G	20:17	2-9	1-4	0-0	1 4 5	1	0	5	0	0	0	0	1	
40 George Smith	G	27:15	2-7	0-3	0-1	2 1 3	2	2	4	1	2	1	0	-13	12 Denver Jones	G	18:48	2-5	1-1	2-3	0 0 0	0	2	7	1	0	1	1	2	
10 Ed Holland III	G	12:57	1-3	0-1	2-2	0 2 2	1	1	4	0	0	0	1	-24	10 Chad Baker-Mazara	A	21:09	5-9	2-3	4-4	1 3 4	2	2	16	3	0	0	0	26	
24 Reese McMullen	08:52	0-1	0-1	0-0	1 0 1	0 0 0	0	0	1	0	0	0	0	-16	0 K.D. Johnson	19:33	2-8	0-2	2-2	0 2 2	2	1	6	2	1	1	0	0	0	
3 Johnnie Walter	08:31	1-2	1-2	0-0	0 2 2	1 1 3	0	0	0	0	0	0	0	-9	3 Tre Donaldson	19:43	5-6	1-1	0-0	0 7 7	1	0	11	4	1	0	0	0	31	
35 Niklas Polonowski	19:31	3-6	3-6	0-0	0 3 3	1	0	9	1	0	0	0	0	-8	31 Chaney Johnson	15:20	2-5	1-1	0-0	0 3 3	3	1	5	0	0	0	0	2	19	
5 Cam Thrower	01:59	0-2	0-2	0-0	0 0 0	0 0 0	0	0	0	0	0	0	0	-1	44 Dylan Cardwell	13:32	3-3	0-0	0-2	3 5 8	3	1	6	0	0	0	2	0	19	
Team					0 3 3	0 0 0	0	0	2					24 Lior Berman	06:36	1-2	0-1	0-0	0 1 1	1	1	2	1	0	0	0	0	10		
Totals		25-61	10-28	8-14	12 23 35	12 11	68	11	13	4	2	5	-20	23 Addarin Scott	01:39	0-0	0-0	0-0	0 1 1	0	0	0	1	0	0	0	0	6		

Shooting By Period

1st FG% 12.32 37.5%

3PT% 3-14 21.4%

FT% 5-7 71.4%

2nd FG% 13.29 44.8%

3PT% 7-14 50.0%

FT% 3-7 42.9%

GM FG% 25-61 41.0%

3PT% 10-28 35.7%

FT% 8-14 57.1%

Dead Ball Rebounds: 4, 0

## GAME 14 | #25/#24 AUBURN 83, ARKANSAS 51

Official Basketball Box Score - Final  
**Auburn at Arkansas**  
 01/06/24 Bud Walton Arena, Fayetteville, Ark.  
 2023-24 Men's Basketball

Game Time: 1:00 PM  
 Game Duration: 1:54  
 Attendance: 19,200

Officials: Doug Shows, K.B. Burdett Jr., Chuck Jones

Auburn - 83														Record: 12-2 (1-0)																
NO. Name	Min	FG	3P	FT	Rebounds	Fouls	TP	AS	TO	ST	Blocks	+/		NO. Name	Min	FG	3P	FT	Rebounds	Fouls	TP	AS	TO	ST	Blocks	+/				
		M/A	M/A	M/A	OR DR TOT	PF					BS BA					M/A	M/A	M/A	OR DR TOT	PF				BS BA						
2 Jaylin Williams	F	24:40	5-9	1-3	0-0	0 3 3	0	0	11	1	1	0	0	13	2 Trevon Brazile	F	33:27	5-9	1-5	0-0	1 6 7	1	2	11	0	1	0	0	-21	
4 Johni Broome	F	24:49	7-13	0-2	0-0	3 5 8	1	3	14	3	2	2	0	7	8 Chandler Lawson	F	12:24	1-4	1-3	0-0	0 0 0	2	1	3	0	2	1	0	0	-14
5 Chris Moore	F	13:54	0-1	0-0	0-0	1 0 1	0	0	0	0	2	1	0	7	11 Jalen Graham	F	19:50	2-8	0-0	0-0	4 2 6	2	0	4	0	2	0	1	1	
1 Aden Holloway	G	20:17	2-9	1-4	0-0	1 4 5	1	0	5	0	0	0	0	1	1 Keyon Menifield Jr.	G	31:17	5-15	4-9	0-3	0 3 3	0	2	14	4	2	1	0	3	-17
12 Denver Jones	G	18:48	2-5	1-1	2-3	0 0 0	0	2	7	1	0	0	0	-1	12 Tramont Mark	G	29:38	3-8	1-3	3-4	1 4 5	1	3	20	2	1	0	0	-14	
10 Chad Baker-Mazara	A	21:09	5-9	2-3	4-4	1 3 4	2	2	16	3	0	0	0	26	4 Davonte Davis	25:04	0-4	0-2	2-2	0 1 1	3	2	2	1	2	0	0	0	-22	
0 K.D. Johnson	19:33	2-8	0-2	2-2	0 2 2	2	1	6	2	1	1	0	0	0	0 Khalif Battle	16:49	1-4	0-1	2-4	0 2 2	2	1	4	0	1	0	1	0	-17	
3 Tre Donaldson	19:43	5-6	1-1	0-0	0 7 7	1	0	11	4	1	0	0	0	31	15 Makhi Mitchell	09:15	1-3	0-0	0-0	0 3 3	1	0	2	1	0	0	0	0	-20	
31 Chaney Johnson	15:20	2-5	1-1	0-0	0 3 3	3	1	5	0	0	0	0	0	2	3 El Ellis	07:07	0-2	0-1	0-0	0 1 1	0	0	0	0	1	0	0	0	-3	
44 Dylan Cardwell	13:32	3-3	0-0	0-2	3 5 8	3	1	6	0	0	0	2	0	19	6 Layden Blocker	02:14	0-0	0-0	0-0	0 0 0	0	0	0	0	1	0	0	0	-13	
24 Lior Berman	06:36	1-2	0-1	0-0	0 1 1	1	1	2	1	0	0	0	0	10	5 Joseph Pinion	06:00	0-0	0-0	0-0	0 2 2	0	0	0	0	2	0	0	0	-9	
23 Addarin Scott	01:39	0-0	0-0	0-0	0 1 1	0	0	0	0	0	0	0	0	6	7 Denijay Harris	03:12	0-1	0-0	0-0	0 0 0	0	0	0	0	0	0	0	0	-3	
Team					2 1 3	0 0 0	0	0	0					10 Baye Fall	03:43	0-0	0-0	1-2	0 0 0	0	1	1	0	0	0	0	0	-8		
Totals		34-70	7-18	8-11	11 35 46	14 11	83	16	7	5	5	4	32	Team					1 1 2	0 0 0	0	0	0							

Shooting By Period

1st FG% 15-37 40.5%

3PT% 2-10 20.0%

FT% 5-6 83.3%

2nd FG% 19-33 57.6%

3PT% 5-8 62.5%

FT% 3-5 60%

GM FG% 34-70 48.6%

3PT% 7-18 38.9%

FT% 8-11 72.7%

Dead Ball Rebounds: 2, 0

Technical Fouls: Brown 1<sup>st</sup> 0:03

Shooting By Period

1st FG% 16.29 55.2%

3PT% 10-19 52.6%

FT% 9-12 75%

2nd FG% 15.34 44.8%

3PT% 2-16 12.5%

FT% 5-6 83.3%

GM FG% 31-63 49.2%

3PT% 12-35 34.3%

FT% 14-18 77.8%

Dead Ball Rebounds: 2, 0

Technical Fouls: Baker-Mazara 1<sup>st</sup> 0:52, Donaldson 1<sup>st</sup> 0:54

Shooting By Period

1st FG% 12-31 38.7%

3PT% 4-15 26.7%

FT% 2-7 28.6%

2nd FG% 6-27 22.2%

3PT% 3-9 33.3%

FT% 6-8 75%

GM FG% 18-58 31.0%

3PT% 7-24 29.2%

FT% 8-15 53.3%

Dead Ball Rebounds: 5, 1

Biggest lead: 0 (1<sup>st</sup> 20:00) 24 (2<sup>nd</sup> 8:34)

Best Scoring Run: 8 (2<sup>nd</sup> 6:37) 11 (1<sup>st</sup> 12:12)

Lead Changes: 0

Times Tied: 0

Time with Lead: 00:00 39:17

Biggest lead: 3 (2<sup>nd</sup> 0:26) 6 (1<sup>st</sup> 14:44)

Best Scoring Run: 10 (2<sup>nd</sup> 13:57) 8 (1<sup>st</sup> 14:44)

Lead Changes: 6

Times Tied: 6

Time with Lead: 30:30 05:48

## GAME 15 | #16/#16 AUBURN 66, TEXAS A&M 55

Official Basketball Box Score - Final  
**Texas A&M at Auburn**  
 01/09/24 Neville Arena, Auburn  
 2023-24 Men's Basketball

Game Time: 8:00 PM  
 Game Duration: 2:18  
 Attendance: 9,121

Officials: Don Dalry, Owen Shortt, Michael Roberts

Texas A&M - 55														Record: 9-6 (2-2)																
NO. Name	Min	FG	3P	FT	Rebounds	Fouls	TP	AS	TO	ST	Blocks	+/		NO. Name	Min	FG	3P	FT	Rebounds	Fouls	TP	AS	TO	ST	Blocks	+/				
		M/A	M/A	M/A	OR DR TOT	PF					BS BA					M/A	M/A	M/A	OR DR TOT	PF				BS BA						
10 Willdens Loveque	F	13:25	1-4	0-0	0 1 3	4	0	2	0	1	0	1	0	-1	2 Jaylin Williams	F	34:58	8-10	1-2	5-5	1 7 8	2	5	22	3	1	0	0	15	
15 Henry Coleman III	F	34:49	7-11	0-0	3-3	2 5 5	1	4	17	0	7	1	0	-1	4 Johni Broome	F	28:09	1-4	0-0	8-10	1 6 7	1	6	10	2	2	0	4	0	4
2 Hayden Hefner	G	23:09	3-7	1-5	2-2	0 2 3	1	8	1	3	0	0	0	2	5 Chris Moore	F	11:02	0-2	0-1	0-0	0 0 0	0	0	0	0	0	0	0	0	2
4 Wade Taylor IV	G	36:15	2-16	0-8	4-4	0 3 3	3	3	8	1	2	3	0	-5	1 Aden Holloway	G	18:38	2-6	2-6	0-0	1 1 1	0	6	1	1	0	0	0	-12	
23 Tyrrece Radford	G	33:39	4-13	1-2	5-6	3 4 7	2	3	14	3	3	3	0	2	12 Denver Jones	G	18:49	0-4	0-3	2-2	0 0 0	2	2	2	1	0	2	0	3	
11 Andersson Garcia	30:32	1-4	1-1	3-4	6 7 13	4	3	6	2	2	4	0	0	-16	10 Chad Baker-Mazara	A	27:07	1-6	0-3	0-1	2 2 4	4	1	2	1	3	2	0	8	
0 Jace Carter	17:21	0-3	0-1	0-0	2 3 5	3	0	0	0	0	0	0	0	-18	31 Chaney Johnson	05:02	0-3	0-1	0-1	1 2 3	0	0	0	0	2	0	0	0	-4	
35 Manny Obaseki	04:32	0-2	0-0	0-0	1 0 1	1	0	0	0	0	0	0	1	-10	0 K.D. Johnson	21:11	4-8	2-3	4-6	1 2 3	0	3	14	2	0	2	0	8		
5 Eli Lawrence	06:18	0-2	0-2	0-0	0 1 1	0	1	0	1	0	0	0	0	0	3 Tre Donaldson	21:22	1-5	0-3	2-2	0 0 0	0 2 4	6	3	0	0	0	0	23		
Team					2 1 3	0 1 1	0	1	0					44 Dylan Cardwell	11:51	3-3	0-0	0-0	1 4 5	2	1	6	2	0	1	0	7			
Totals		18-62	3-19	16-19	19 25 44	20 15	55	8	19	11	2	6	-11	24 Lior Berman	01:51	0-0	0-0	0-0	0 0 0	0 0 0	0	0	0	0	0	0	0	-1		

Shooting By Period

1st FG% 11-30 36.7%

3PT% 3-13 23.1%

FT% 5-7 71.4%

2nd FG% 9-27 33.3%

3PT% 1-7 14.3%

FT% 14-15 93.3%

GM FG% 18-62 29.0%

3PT% 3-19 15.8%

FT% 16-19 84.2%

Dead Ball Rebounds: 2, 0

## GAME 16 | #16/#16 AUBURN 93, LSU 78

Official Basketball Box Score - Final  
**LSU at Auburn**  
 01/13/24 Neville Arena, Auburn  
 2023-24 Men's Basketball

Game Time: 5:00 PM  
 Game Duration: 2:03  
 Attendance: 9,121

Officials: Steven Anderson, Todd Austin, Lee Cassell

LSU - 78														Record: 10-6 (2-1)													
NO. Name	Min	FG	3P	FT	Rebounds	Fouls	TP	AS	TO	ST	Blocks	+/		NO. Name	Min	FG	3P	FT	Rebounds	Fouls	TP	AS	TO	ST	Blocks	+/	
		M/A	M/A	M/A	OR DR TOT																						

# 2023-24 BOX SCORES

## GAME 17 | #13/#11 AUBURN 80, VANDERBILT 65

Official Basketball Box Score - Final  
**Auburn at Vanderbilt**  
 01/20/24 Memorial Gymnasium, Nashville, Tenn.  
 Vanderbilt vs. Auburn  
 Game Time: 8:00 PM  
 Game Duration: 2:01  
 Attendance: 7,099  
 Officials: Terry Oglesby, Jeffrey Anderson, Courtney Green

Auburn - 80													Record: 15-2 (4-0)												
NO. Name	Min	FG	3P	FT	Rebounds	Fouls	TP	AS	TO	ST	Blocks	+/-	1st FG%	2nd FG%	3PT%	GM FG%	FT%	Shooting By Period							
		M-A	M-A	M-A	OR DR TOT	PF	FD				BS BA							1st	2nd	3rd	4th				
2 Jaylin Williams	F	28:36	7-7	2-2	5-5	2	6	8	1	4	21	3	1	1	1	1	0	20	41.7%	13-29	44.8%				
4 Johni Broome	F	24:37	6-12	0-2	3-5	5	7	12	2	4	15	2	1	3	1	1	1	17	50.0%	5-12	41.7%				
5 Chris Moore	F	10:26	1-3	0-1	0-0	0	0	0	1	1	2	1	0	0	0	0	0	0	0	10-11	90.9%				
1 Aden Holloway	G	18:57	3-8	2-6	2-2	0	1	1	4	1	10	1	1	0	0	0	11	21	48.3%	14-29	48.3%				
12 Denver Jones	G	23:06	1-5	1-3	0-0	3	1	4	1	0	3	2	0	1	0	0	13	13	23.1%	3-13	23.1%				
0 K.D. Johnson	G	16:54	0-4	0-3	2-4	0	1	1	4	2	2	1	1	2	0	1	2	10	72.7%	8-11	72.7%				
3 Tre Donaldson	G	21:03	2-3	1-2	0-0	0	2	3	1	5	0	3	0	0	0	0	4	4	23.1%	3-13	23.1%				
10 Chad Baker-Mazara	A	24:22	2-6	1-4	0-0	0	0	0	1	1	5	3	2	0	0	0	14	14	27.3%	8-25	32.0%				
31 Chaney Johnson	G	11:24	0-2	0-1	0-0	0	1	1	3	0	0	0	1	1	0	0	5	5	0.0%	0-0	0.0%				
44 Dylan Cardwell	A	15:23	4-7	0-0	4-4	3	3	6	1	2	12	0	1	1	2	0	2	2	81.8%	8-25	32.0%				
24 Lior Berman	A	05:12	1-1	1-1	2-2	1	1	2	1	2	5	0	0	0	0	0	0	0	0.0%	1-2	50.0%				
Team			0	2	2						0	0													
Totals		27:58	8-25	18-22	14	25	39	22	18	80	13	10	9	5	2	15									

Vanderbilt - 65													Record: 5-12 (0-4)												
NO. Name	Min	FG	3P	FT	Rebounds	Fouls	TP	AS	TO	ST	Blocks	+/-	1st FG%	2nd FG%	3PT%	GM FG%	FT%	Shooting By Period							
		M-A	M-A	M-A	OR DR TOT	PF	FD				BS BA							1st	2nd	3rd	4th				
2 Ven-Allen Lubin	F	28:36	3-8	1-2	2-2	4	6	4	1	9	0	0	1	0	1	0	1	3	37.0%	10-27	37.0%				
13 Malik Presley	F	21:32	3-3	1-1	4-7	4	0	4	3	4	11	0	0	0	0	0	4	4	18.2%	3-11	18.2%				
24 JaQualon "JQ" Roberts	F	15:20	0-1	0-0	0	0	4	4	1	1	0	0	1	1	0	0	0	0	40.0%	2-5	40.0%				
0 Tyrin Lawrence	G	34:03	3-12	2-6	7-8	1	2	3	2	7	15	3	1	2	4	0	2	2	38.5%	10-26	38.5%				
5 Ezra Manjon	G	33:46	5-12	0-1	2-4	1	4	5	1	2	12	1	4	1	0	0	11	11	28.6%	7-27	28.6%				
3 Paul Lewis	G	05:22	0-1	0-0	0-0	0	0	1	1	0	0	0	0	0	0	0	0	0	76.7%	19-25	76.7%				
23 Jason Rivera-Torres	G	20:43	4-7	0-1	6-6	1	2	3	4	14	0	1	4	0	0	0	14	14	37.7%	20-53	37.7%				
35 Carter Lang	A	15:28	1-3	0-1	0-0	3	0	0	1	2	1	0	0	0	0	0	0	0	22.2%	4-18	22.2%				
21 Tasos Kamateros	A	10:32	0-4	0-4	0-0	0	0	1	1	0	0	0	0	0	0	0	1	10	0.0%	0-0	0.0%				
4 Isaiah West	G	09:22	1-2	0-0	0-0	0	0	0	0	1	2	0	2	0	1	1	2	2	0.0%	0-0	0.0%				
12 Evan Taylor	G	02:35	0-0	0-0	0-0	0	0	0	0	0	0	0	0	0	0	0	0	0	0.0%	0-0	0.0%				
10 Jordan Williams	G	02:41	0-0	0-0	0-0	0	0	1	0	0	0	0	0	0	0	0	0	0	0.0%	0-0	0.0%				
Team			0	1	1						0	0													
Totals		20:53	4-18	21-30	13	17	30	18	22	65	4	11	8	2	5	15									

Points from		AU	Vandy	Period by Period Scoring		
Turnovers	Paint	1st	2nd	TOT	AU	Vandy
11	9	41	39	80	24	41
36	20	2	4	65	29	18

## GAME 18 | #13/#11 AUBURN 82, OLE MISS 59

Official Basketball Box Score - Final  
**Ole Miss at Auburn**  
 01/20/24 Neville Arena, Auburn  
 2023-24 Men's Basketball  
 Game Time: 7:30 PM  
 Game Duration: 1:51  
 Attendance: 9,121  
 Officials: Joe Lindsay, Byron Jarrett, Patrick Evans

Ole Miss - 59													Record: 15-3 (2-3)												
NO. Name	Min	FG	3P	FT	Rebounds	Fouls	TP	AS	TO	ST	Blocks	+/-	1st FG%	2nd FG%	3PT%	GM FG%	FT%	Shooting By Period							
		M-A	M-A	M-A	OR DR TOT	PF	FD				BS BA							1st	2nd	3rd	4th				
4 Jaemyn Brakefield	F	23:48	3-10	1-4	0-0	0	2	2	1	0	7	0	1	1	0	0	10	10	26.2%	12-26	46.2%				
33 Moussa Cisse	C	18:11	4-4	0-0	0-0	3	2	5	2	3	8	0	1	0	0	0	10	10	50.0%	2-9	22.2%				
5 Jaylen Murray	G	26:44	3-6	2-5	0-0	1	0	1	1	0	8	3	2	1	0	0	30	30	29.0%	9-31	29.0%				
7 Allen Flanigan	G	28:54	3-10	0-1	4-4	0	4	4	1	5	10	1	3	2	0	0	21	21	25.0%	2-8	25.0%				
11 Matthew Murrell	G	29:39	3-8	0-2	2-2	0	1	1	1	0	8	2	2	3	0	0	27	27	75.0%	12-16	75.0%				
0 Brandon Murray	A	21:07	1-5	1-3	2-3	1	0	1	2	3	5	1	3	0	1	0	13	13	25.7%	21-57	36.8%				
3 Jamarrion Sharp	G	17:49	2-3	0-0	2-4	5	3	8	2	2	6	1	1	0	0	0	10	10	23.5%	4-17	23.5%				
2 TJ Caldwell	A	13:20	1-7	0-2	0-0	1	1	2	1	2	2	0	2	0	0	0	6	6	14.3%	13-18	72.2%				
1 Austin Nunez	A	11:33	0-2	0-0	0-0	1	1	2	1	0	3	1	1	0	0	2	5	5	0.0%	0-0	0.0%				
25 Rashaud Marshall	A	08:56	1-2	0-0	0-0	3	5	2	1	3	5	0	0	0	0	0	0	0	0.0%	0-0	0.0%				
Team			2	0	2						0	3													
Totals		21:57	4-17	13-18	16	14	30	13	17	59	11	17	10	3	5	23									

Auburn - 82													Record: 16-2 (5-0)												
NO. Name	Min	FG	3P	FT	Rebounds	Fouls	TP	AS	TO	ST	Blocks	+/-	1st FG%	2nd FG%	3PT%	GM FG%	FT%	Shooting By Period							
		M-A	M-A	M-A	OR DR TOT	PF	FD				BS BA							1st	2nd	3rd	4th				
2 Jaylin Williams	F	21:44	5-7	1-1	2-2	1	0	1	2	2	13	1	1	0	1	0	16	16	66.7%	18-27	66.7%				
4 Johni Broome	F	21:15	5-9	1-2	2-2	3	3	5	2	3	13	2	4	3	1	0	13	13	100%	6-10	60.0%				
5 Chris Moore	F	15:07	1-2	0-0	0-0	0	0	0	0	0	2	0	1	0	0	0	0	0	0.0%	4-4	100%				
1 Aden Holloway	G	22:01	3-7	1-4	2-2	1	0	1	0	1	9	3	0	1	0	0	14	14	50.0%	14-28	50.0%				
12 Denver Jones	G	20:09	2-4	1-2	0-0	0	1	1	1	0	5	1	1	0	0	0	12	12	25.0%	2-8	25.0%				
10 Chad Baker-Mazara	A	13:38	2-2	1-1	0-0	0	1	1	1	1	5	2	1	1	0	0	20	20	87.5%	6-7	87.5%				
0 K.D. Johnson	A	18:49	3-8	1-4	1-1	0	2	2	3	2	8	1	1	2	0	1	11	11	33.3%	32-55	58.2%				
3 Tre Donaldson	G	16:57	1-2	1-2	0-0	0	0	0	1	3	3	3	1	1	0	0	9	9	90.9%	10-11	90.9%				
44 Dylan Cardwell	A	17:43	5-6	0-0	2-2	2	1	3	1	3	12	3	4	1	0	0	10	10	0.0%	0-0	0.0%				
31 Chaney Johnson	A	18:16	3-4	0-0	0-0	5	5	2	3	0	6	2	1	0	0	0	7	7	0.0%	0-0	0.0%				
24 Lior Berman	A	10:14	1-2	1-2	1-2	3	3	1	4	0	4	0	0	0	0	0	10	10	0.0%	0-0	0.0%				
20 Carter Sobera	A	01:02	0-0	0-0	0-0	0	0	0	0	0	0	0	0	0	0	0	0	0	0.0%	0-0	0.0%				
21 Blake Muschalek	A	01:02	0-0	0-0	0-0	0	0	0	0	0	0	0	0	0	0	0	0	0	0.0%	0-0	0.0%				
23 Addarin Scott	A	01:02	1-1	0-0	0-0	0	0	0																	





# 2023-24 BOX SCORES

## GAME 25 | #13/12 AUBURN 101 VS. #11/11 SOUTH CAROLINA 61



Official Basketball Box Score - Final  
**South Carolina at Auburn**  
02/14/24 Neville Arena, Auburn  
2023-24 Men's Basketball

Game Time: 7:30 PM  
Game Duration: 2:03  
Attendance: 9,121

Officials: Terry Oglesby, Keith Kimble, Owen Short

South Carolina - 61

Record: 21-4 (9-3)

NO. Name	Min	FG		3P		FT		Rebounds		Fouls		TP	AS	TO	ST	Blocks		+/-
		M-A	M-A	M-A	M-A	OR	DR	OR	DR	PF	FD					BS	BA	
2 B.J. Mack	F 21:12	3-7	1-2	7-8	1	0	1	2	4	14	0	1	0	0	0	0	-10	
30 Collin Murray-Boyles	F 21:36	6-10	0-0	7-8	4	3	7	3	19	4	4	2	1	1	1	-17		
5 Meechie Johnson	G 27:33	8-17	2-6	4-4	0	7	3	2	22	2	1	0	2	2	-23			
12 Zachary Davis	G 18:10	0-2	0-1	1-2	1	2	3	1	1	1	1	1	0	0	0	-1		
55 Tal'on Cooper	G 33:48	1-6	0-2	2-2	0	2	2	1	2	4	0	1	0	0	1	-18		
10 Myles Stute	16:05	0-4	0-1	0-0	1	0	1	2	0	0	1	0	1	0	1	-35		
33 Josh Gray	13:39	0-1	0-0	0-0	1	1	2	1	2	0	1	2	0	2	1	-11		
1 Jacobi Wright	20:45	0-3	0-1	0-2	1	0	1	3	2	0	1	0	0	0	1	-33		
15 Morris Ugusuk	12:02	0-2	0-2	0-0	0	0	0	0	0	0	0	1	2	0	0	-22		
4 Stephen Clark	05:59	0-0	0-0	1-2	0	1	1	3	1	0	0	0	0	0	0	-14		
31 Benjamin Bosmans-Verdonk	04:08	0-0	0-0	0-0	0	0	0	0	0	0	0	0	0	0	0	-11		
Team					2	2	4	0	0	0	0	0	0	0	0			
Totals		18-52	3-15	22-28	11	18	29	19	18	61	5	13	6	4	6	-40		

Technical Fouls:Johnson 2<sup>nd</sup>6:38

Shooting By Period	
1 <sup>st</sup> FG%	10-28 35.7%
1 <sup>st</sup> FG%	3-10 30.0%
FT%	5-9 52.5%
2 <sup>nd</sup> FG%	6-24 25.0%
3 <sup>rd</sup> FG%	0-5 0.0%
FT%	17-20 85%
GM FG%	18-52 34.6%
FT%	3-15 20.0%
FT%	22-28 78.6%

Dead Ball Rebounds: 3, 1

## GAME 26 | #22/20 KENTUCKY 70, #13/#12 AUBURN 59



Official Basketball Box Score - Final  
**Kentucky at Auburn**  
02/17/24 Neville Arena, Auburn  
2023-24 Men's Basketball

Game Time: 5:00 PM  
Game Duration: 2:18  
Attendance: 9,121

Officials: Steven Anderson, Joe Lindsay, Vladimir Voyard-Tadal

Kentucky - 70

Record: 18-7 (8-4)

NO. Name	Min	FG		3P		FT		Rebounds		Fouls		TP	AS	TO	ST	Blocks		+/-
		M-A	M-A	M-A	M-A	OR	DR	OR	DR	PF	FD					BS	BA	
33 Ugonna Onyeno	F 36:10	3-3	0-0	1-2	4	7	11	3	1	7	1	0	0	2	0	8		
1 Justin Edwards	G 17:40	2-3	0-1	0-0	2	1	3	5	0	4	0	1	0	0	0	9		
3 Adou Thiero	G 32:36	4-8	0-0	6-6	0	8	8	3	4	14	1	2	0	0	1	7		
12 Antonio Reeves	G 33:50	8-20	3-6	3-5	1	4	5	4	4	22	1	0	0	0	2	14		
21 D.J. Wagner	G 23:51	1-6	0-3	6-6	1	1	2	3	3	8	1	4	1	0	1	1		
0 Rob Dillingham	18:11	4-9	1-2	2-5	0	2	2	4	4	11	3	4	1	0	1	12		
15 Reed Sheppard	29:49	2-5	0-1	0-0	1	4	5	1	0	4	3	1	5	0	0	4		
23 Jordan Burks	04:03	0-0	0-0	0-0	0	0	0	0	0	0	0	0	1	0	0	-3		
2 Aaron Bradshaw	03:18	0-0	0-0	0-0	0	0	0	0	0	0	0	0	0	1	0	0		
44 Zvonimir Ivisic	00:32	0-0	0-0	0-0	0	0	0	0	0	0	0	0	0	0	0	-3		
Team					1	2	3	0	0	0	0	0	0	0	0			
Totals		24-54	4-13	18-24	10	29	39	23	16	70	10	12	8	3	5	11		

Technical Fouls:NONE

Shooting By Period	
1 <sup>st</sup> FG%	14-29 48.3%
3PT%	3-8 37.5%
FT%	8-12 66.7%
2 <sup>nd</sup> FG%	10-25 40.0%
3PT%	1-5 20.0%
FT%	10-12 83.3%
GM FG%	24-54 44.4%
3PT%	4-13 30.8%
FT%	18-24 75.0%

Dead Ball Rebounds: 3, 1

Auburn - 101

Record: 20-6 (9-4)

NO. Name	Min	FG		3P		FT		Rebounds		Fouls		TP	AS	TO	ST	Blocks		+/-
		M-A	M-A	M-A	M-A	OR	DR	OR	DR	PF	FD					BS	BA	
2 Jaylin Williams	F 24:06	8-11	5-7	2-2	1	1	2	3	2	23	1	0	2	0	0	-4		
4 John Broome	F 22:17	8-15	4-5	1-3	0	2	2	1	4	21	0	0	0	2	2	8		
5 Chris Moore	F 14:58	0-0	0-0	0-0	2	1	3	1	0	0	1	0	0	0	0	6		
3 Tre Donaldson	G 20:11	5-8	0-0	1-1	0	0	0	1	11	4	0	2	0	0	0	5		
12 Denver Jones	G 25:26	2-6	0-1	3-3	1	0	1	0	2	7	1	2	0	0	1	6		
0 K.D. Johnson	19:17	2-3	1-2	4-4	0	2	2	4	9	1	1	3	0	0	0	-40		
1 Aden Holloway	10:38	1-3	0-2	0-0	2	2	0	1	2	3	0	1	0	0	0	23		
10 Chad Baker-Mazara	15:47	4-4	2-2	0-0	5	5	3	2	10	3	3	0	0	0	20			
31 Chaney Johnson	13:40	2-3	0-1	2-2	2	2	2	0	6	2	0	1	0	1	0	15		
44 Dylan Cardwell	15:29	2-3	0-0	4-4	0	0	0	4	2	8	5	0	0	4	0	29		
24 Lior Berman	09:15	1-1	0-0	0-0	0	1	1	0	2	1	0	1	0	1	0	14		
20 Carter Sobera	02:14	0-0	0-0	0-0	0	2	2	0	0	0	0	0	0	0	0	3		
21 Blake Muschalek	02:14	0-0	0-0	0-0	0	1	0	0	0	0	0	0	0	0	0	3		
23 Addarin Scott	02:14	0-0	0-0	0-0	0	0	0	0	0	0	0	0	0	0	0	3		
55 Jalen Harper	02:14	1-2	0-0	0-0	0	0	0	0	0	2	0	0	0	0	1	3		
Team					1	5	6	0	0	0	0	0	0	0	0			
Totals		36-59	12-20	17-19	5	24	29	18	18	101	22	7	10	6	4	-40		

Technical Fouls:NONE

Shooting By Period	
1 <sup>st</sup> FG%	19-30 63.3%
3PT%	7-11 63.6%
FT%	5-6 83.3%
2 <sup>nd</sup> FG%	17-29 58.6%
3PT%	5-9 55.6%
FT%	12-13 92.3%
GM FG%	36-59 61.0%
3PT%	12-20 60.0%
FT%	17-19 89.5%

Dead Ball Rebounds: 1, 2

USC		AUB	
Biggest lead	5 (1 <sup>st</sup> 17:48)	41 (2 <sup>nd</sup> 0:49)	
Best Scoring Run	4 (1 <sup>st</sup> 18:32)	14 (2 <sup>nd</sup> 0:49)	
Lead Changes	1		
Times Tied	1		
Time with Lead	02:58	35:16	

Points from Turnovers		USC		AUB	
1st	2nd	TOT	1st	2nd	TOT
USC	28	33	61		
AUB	50	51	101		

Auburn - 59

Record: 20-6 (9-4)

NO. Name	Min	FG		3P		FT		Rebounds		Fouls		TP	AS	TO	ST	Blocks		+/-
		M-A	M-A	M-A	M-A	OR	DR	OR	DR	PF	FD					BS	BA	
2 Jaylin Williams	F 23:42	1-5	0-2	1-2	0	0	0	0	4	3	1	1	1	0	0	-4		
4 John Broome	F 31:22	5-13	0-3	4-4	6	5	11	4	3	14	2	1	1	3	1	-5		
5 Chris Moore	F 11:37	0-1	0-1	1-2	1	1	2	1	1	1	0	1	1	0	0	-9		
3 Tre Donaldson	G 11:08	0-1	0-1	1-2	0	3	3	4	1	1	0	2	1	0	0	-6		
12 Denver Jones	G 27:59	3-11	3-7	3-4	1	3	4	0	3	12	2	2	0	0	0	-5		
10 Chad Baker-Mazara	26:12	2-3	1-1	9-9	1	5	6	1	6	14	3	2	1	1	0	-3		
0 K.D. Johnson	25:31	1-0	0-2	0-0	1	2	3	0	6	1	1	2	1	1	0	-5		
1 Aden Holloway	14:50	1-5	0-3	2-3	0	2	2	0	1	4	0	0	1	1	0	-6		
31 Chaney Johnson	16:18	0-2	0-2	0-1	2	2	2	2	1	0	1	0	0	0	0	-7		
44 Dylan Cardwell	08:38	2-2	0-0	0-3	1	0	1	1	2	4	1	1	0	0	0	-6		
24 Lior Berman	02:43	0-0	0-0	0-0	1	0	1	0	1	0	0	0	0	0	0	1		
Team					2	0	2	0	0	0	0	0	0	0	0			
Totals		17-55	4-22	21-30	14	22	36	16	23	59	11	11	8	5	3	-11		

Technical Fouls:NONE

UKY		AUB	
Biggest lead	16 (2 <sup>nd</sup> 6:05)	0 (1 <sup>st</sup> 20:00)	
Best Scoring Run	9 (1 <sup>st</sup> 14:27)	8 (2 <sup>nd</sup> 2:59)	
Lead Changes	0		
Times Tied	1		
Time with Lead	38:39	00:00	

Points from Turnovers		UKY		AUB	
1st	2nd	TOT	1st	2nd	TOT
UKY	29	31	70		
AUB	29	30	59		

## GAME 27 | #14/14 AUBURN 97, GEORGIA 76



Official Basketball Box Score - Final  
**Auburn at Georgia**  
02/24/24 Stegeman Coliseum, Athens  
2023-24 Men's Basketball

Game Time: 6:00 PM  
Game Duration: 2:08  
Attendance: 10,523

Officials: Pat Adams, Bart Lenox, Todd Austin

Auburn - 97

Record: 21-6 (10-4)

NO. Name	Min	FG		3P		FT		Rebounds		Fouls		TP	AS	TO	ST	Blocks		+/-
		M-A	M-A	M-A	M-A	OR	DR	OR	DR	PF	FD					BS	BA	
4 John Broome	F 26:17	7-10	1-2	1-4	5	8	13	3	5	16	2	3	0	2	0	22		
10 Chad Baker-Mazara	F 27:11	8-12	2-3	7-7	1	4	5	3	4	25	4	0	2	1	1	-20		
1 Aden Holloway	G 27:39	5-10	5-8	0-0	1	1	1	0	15	3	1	0	0	0	0	24		
12 Denver Jones	G 25:27	3-4	2-3	0-0	0	0	0	0	8	0	0	0	1	1	1	12		
31 Chaney Johnson	G 26:42	6-9	1-3	3-4	0	4	3	3	16	1	0	1	0	1	0	14		
44 Dylan Cardwell	24:13	2-3	1-2	0-0	3	3	3	1	5	2	1	0	1	0	1	10		
0 K.D. Johnson	21:05	3-6	2-4	0-0	0	1	1	5	8	3	2	0	0	0	0	9		
3 Tre Donaldson	12:21	0-2	0-1	0-1	0	2	2	1	1	0	0							

# 2023-24 BOX SCORES

## GAME 29 | #11/11 AUBURN 78, MISSISSIPPI STATE 63



Official Basketball Box Score - Final  
**Auburn at Mississippi St.**  
 03/02/24 Neville Arena, Auburn  
 2023-24 Men's Basketball

Game Time: 3:00 PM  
 Game Duration: 2:12  
 Attendance: 9,121

Officials: Terry Oglesby, Mike Nance, Anthony Jordan

Mississippi St. - 63		Record: 19-10 (8-8)															
NO.	Name	Min	FG	3P	FT	Rebounds	Fouls	TP	AS	TO	ST	Blocks	+/-				
			M-A	M-A	M-A	OR DR TOT	PF	FF				BS BA					
1	Tolu Smith III	F 33:23	6-15	0-0	2-4	4 6 10	4	2	14	2	3	2	0	-6			
4	Cameron Matthews	F 29:21	1-3	0-0	1-2	3 7 10	4	5	3	3	1	2	0	-15			
3	Shakeel Moore	G 27:08	2-6	1-3	1-2	0 0 0	0	1	6	1	2	0	1	-4			
5	Shawn Jones, Jr.	G 14:54	1-4	0-2	2-2	1 0 1	3	1	4	0	2	0	0	-5			
13	Josh Hubbard	G 36:01	6-15	6-11	5-6	1 2 3	1	5	23	3	2	0	2	-14			
0	D.J. Jeffries	07:54	3-6	0-2	0-2	1 3 4	2	2	6	0	0	1	0	-7			
10	Dashawn Davis	22:29	2-5	0-2	1-2	1 1 2	1	1	5	2	0	0	0	-14			
12	KeShawn Murphy	13:55	1-1	0-0	0-1	2 3 0	3	0	2	0	0	1	0	1			
15	Jimmy Bell Jr.	04:55	0-1	0-0	0-0	0 0 0	0	1	0	0	1	0	0	-11			
<b>Team</b>			2		1 3		0		2								
<b>Totals</b>			22-56	7-20	12-20	14	22	36	18	18	63	11	13	6	2	9	-15

Shooting By Period	
1st FG%	8-29 27.6%
3PT%	1-10 10.0%
FT%	5-6 83.3%
2nd FG%	14-27 51.9%
3PT%	6-10 60.0%
FT%	7-14 50%
GM FG%	22-56 39.3%
3PT%	7-20 35.0%
FT%	12-20 60.0%

Dead Ball Rebounds: 5, 1

Technical Fouls: NONE

Auburn - 78		Record: 22-7 (11-5)															
NO.	Name	Min	FG	3P	FT	Rebounds	Fouls	TP	AS	TO	ST	Blocks	+/-				
			M-A	M-A	M-A	OR DR TOT	PF	FF				BS BA					
2	Jaylin Williams	F 22:21	1-3	0-1	8-8	0 3 3	3	5	10	3	1	0	2	14			
4	Johni Broom	F 24:49	7-13	1-2	2-4	2 4 6	3	3	17	1	1	0	1	10			
10	Chad Baker-Mazara	F 27:02	4-7	1-2	1-2	1 2 3	5	3	10	4	4	2	2	0			
1	Aden Holloway	G 21:10	0-1	0-0	0-0	1 1 1	1	0	0	1	1	2	0	6			
12	Denver Jones	G 28:28	5-11	3-5	2-2	0 4 4	1	2	15	1	1	2	0	1			
3	Tre Donaldson	18:50	2-6	0-1	0-0	0 0 0	3	4	6	0	0	0	0	9			
31	Chaney Johnson	17:39	3-4	2-2	0-0	2 2 2	3	0	8	2	1	0	1	0			
24	Lior Berman	09:20	2-3	1-2	0-0	0 0 0	0	1	5	0	1	0	0	0			
44	Dylan Cardwell	15:11	3-3	0-0	0-1	2 3 5	1	1	6	1	0	1	2	0			
5	Chris Moore	06:12	0-1	0-0	0-0	0 0 0	0	0	0	0	0	1	0	2			
0	K.D. Johnson	08:58	1-4	1-4	0-0	0 0 0	0	0	3	0	0	0	1	0			
<b>Team</b>			3		3 6		0		0								
<b>Totals</b>			28-56	9-19	13-17	8	22	30	19	18	78	19	10	8	9	2	15

Shooting By Period	
1st FG%	17-31 54.8%
3PT%	4-9 44.4%
FT%	1-2 50%
2nd FG%	11-25 44.0%
3PT%	5-10 50.0%
FT%	12-15 80%
GM FG%	28-56 50.0%
3PT%	9-19 47.4%
FT%	13-17 76.5%

Dead Ball Rebounds: 1, 1

Technical Fouls: Baker-Mazara 2nd 15:07

MSU		AUB	
Biggest lead	0 (1st 20:00)	19 (1st 3:57)	
Best Scoring Run	6 (2nd 13:28)	8 (2nd 10:49)	
Lead Changes	0	10	
Times Tied	0	0	
Time with Lead	00:00	39:39	

Points from Turnovers	
MSU	22
AUB	41

Period by Period Scoring	
1st	22
2nd	41
TOT	63

## GAME 30 | #13/14 AUBURN 101, MISSOURI 74



Official Basketball Box Score - Final  
**Auburn at Missouri**  
 03/05/24 Mizou Arena, Columbia  
 2023-24 Men's Basketball

Game Time: 8:05 PM  
 Game Duration: 2:28  
 Attendance: 10,041

Officials: K.B. Burdett Jr., Owen Shortt, Chuck Jones

Auburn - 101		Record: 23-7 (12-5)															
NO.	Name	Min	FG	3P	FT	Rebounds	Fouls	TP	AS	TO	ST	Blocks	+/-				
			M-A	M-A	M-A	OR DR TOT	PF	FF				BS BA					
2	Jaylin Williams	F 24:37	5-7	0-1	5-5	0 2 2	1	3	15	0	1	0	2	20			
4	Johni Broom	F 23:43	7-14	0-2	3-5	3 5 8	2	4	17	2	1	0	3	11			
10	Chad Baker-Mazara	F 27:31	4-9	3-5	4-4	2 5 7	1	2	15	0	1	1	1	26			
1	Aden Holloway	G 21:43	3-5	1-3	2-2	0 2 2	2	1	9	5	0	1	0	20			
12	Denver Jones	G 22:30	3-5	0-2	4-4	1 0 1	3	3	10	4	1	1	0	29			
31	Chaney Johnson	14:52	1-2	0-0	5-6	0 6 6	3	4	7	0	1	0	1	6			
0	K.D. Johnson	14:45	1-6	0-3	1-1	0 0 0	5	2	3	2	1	0	0	1			
3	Tre Donaldson	18:53	3-9	3-5	0-0	0 2 2	3	0	9	2	0	1	0	2			
44	Dylan Cardwell	16:17	5-5	1-1	1-2	2 6 4	4	12	0	3	0	1	0	2			
5	Chris Moore	13:00	2-3	0-1	0-0	2 1 3	1	0	4	1	0	0	1	2			
21	Blake Muschalek	02:09	0-0	0-0	0-0	0 0 0	0	0	0	0	0	0	0	-1			
<b>Team</b>			2		2 4		0		2								
<b>Totals</b>			34-65	8-23	25-29	14	27	41	25	23	10	16	11	4	8	6	27

Shooting By Period	
1st FG%	15-40 37.5%
3PT%	2-14 14.3%
FT%	12-13 92.3%
2nd FG%	19-25 76.0%
3PT%	6-9 66.7%
FT%	13-16 81.3%
GM FG%	34-65 52.3%
3PT%	8-23 34.8%
FT%	25-29 86.2%

Dead Ball Rebounds: 3, 0

Technical Fouls: Johnson 2nd 15:07

Missouri - 74		Record: 8-22 (0-17)														
NO.	Name	Min	FG	3P	FT	Rebounds	Fouls	TP	AS	TO	ST	Blocks	+/-			
			M-A	M-A	M-A	OR DR TOT	PF	FF				BS BA				
0	Jordan Butler	F 08:54	2-5	0-0	0-0	2 0 2	2	0	4	0	0	0	0	-5		
23	Aidan Shaw	F 28:43	2-3	0-0	3-4	3 6 9	2	3	7	0	1	2	1	-22		
2	Tamar Bates	G 21:38	4-8	2-3	2-2	0 4 4	0	1	12	2	3	0	1	-21		
10	Nick Honor	G 31:20	2-7	2-5	5-6	0 0 0	1	4	11	0	1	0	0	-16		
55	Sean East II	G 36:35	4-17	1-2	12-13	1 2 3	3	8	21	3	2	0	1	-22		
45	Mabor Majak	09:13	1-1	0-0	0-0	1 2 3	4	1	2	0	1	0	0	-8		
13	Jesus Carralero Martin	19:20	1-3	0-0	3-4	2 2 4	4	3	5	2	3	2	0	-8		
14	Anthony Robinson II	16:46	1-3	0-1	4-4	0 0 0	4	3	6	0	0	1	0	-9		
11	Trent Pierce	02:14	0-2	0-1	0-0	0 0 0	0	0	0	0	0	0	1	-8		
35	Noah Carter	19:32	2-6	0-3	2-2	0 2 2	4	1	6	0	0	0	2	-8		
4	Curt Lewis	04:48	0-1	0-0	0-0	0 0 0	0	0	0	0	0	1	0	-7		
12	Jackson Francois	00:57	0-0	0-0	0-0	0 0 0	0	0	0	0	0	0	0	-1		
<b>Team</b>			1		0 1		0		3							
<b>Totals</b>			19-56	5-15	31-35	10	18	25	24	74	7	11	7	6	8	-27

Shooting By Period	
1st FG%	10-27 37.0%
3PT%	4-8 50.0%
FT%	15-16 93.8%
2nd FG%	9-29 31.0%
3PT%	1-7 14.3%
FT%	16-19 84.2%
GM FG%	19-56 33.9%
3PT%	5-15 33.3%
FT%	31-35 88.6%

Dead Ball Rebounds: 4, 0

Technical Fouls: Coach 1st 9:08; Majak 2nd 15:07

AUB		MIZ	
Biggest lead	29 (2nd 0:40)	3 (1st 18:06)	
Best Scoring Run	9 (2nd 17:41)	6 (1st 3:47)	
Lead Changes	2	0	
Times Tied	1	0	
Time with Lead	37:09	02:05	

Points from Turnovers	
AUB	12
MIZ	6

Period by Period Scoring	
1st	48
2nd	22
TOT	70

## GAME 31 | #13/14 AUBURN 92, GEORGIA 78



Official Basketball Box Score - Final  
**Georgia at Auburn**  
 03/09/24 Neville Arena, Auburn  
 2023-24 Men's Basketball

Game Time: 5:30 PM  
 Game Duration: 2:05  
 Attendance: 9,121

Officials: Doug Shows, Vladimir Voyard-Tadi, Lucas Santos

Georgia - 78		Record: 16-15 (6-12)												
NO.	Name	Min	FG	3P	FT	Rebounds	Fouls	TP	AS	TO	ST	Blocks	+/-	
			M-A	M-A	M-A	OR DR TOT	PF	FF				BS BA		
13	Dylan James	F 18:10	4-8	0-2	0-0	1 2 3	4	0	8	0	2	0	0	-17
51	Russel Tchewa	C 32:47	5-8	0-0	4-8	6 4 10	4	4	14	3	4	1	0	-5
0	Blue Cain	G 23:23	3-9	1-4	1-2	1 3 4	1							

# 2023-24 BOX SCORES

## GAME 33 | #12/12 AUBURN 73, MISSISSIPPI STATE 66

## GAME 34 | #12/12 AUBURN 86, FLORIDA 67



Official Basketball Box Score - Final  
**Mississippi St. at Auburn**  
 03/16/24 Bridgestone Arena, Nashville  
 2024 SEC Men's Basketball Tournament

Game Time: 12:03 PM  
 Game Duration: 2:23

Officials: Joe Lindsay, K.B. Burdett, Jr., Byron Jarrett

NO. Name	Min	FG		3P		FT		Rebounds		Fouls		TP	AS	TO	ST	Blocks		+/-
		M-A	M-A	M-A	M-A	OR	DR	PF	FD	BS	BA							
0 D.J. Jeffries	30:19	5-8	1-2	1-3	2	4	6	3	2	12	3	3	3	0	0	0	0	4
1 Tolu Smith III	32:34	3-8	0-0	4-8	6	4	10	1	5	10	0	2	0	1	1	-7		
4 Cameron Matthews	31:07	1-7	0-1	1-1	3	2	5	5	1	3	3	1	2	0	3	-2		
10 Dashawn Davis	20:27	1-5	0-1	2-3	0	2	2	4	2	4	0	0	2	0	0	-15		
13 Josh Hubbard	34:31	6-17	1-8	7-8	0	0	0	2	6	20	1	3	2	1	2	-7		
12 KeShawn Murphy	05:33	0-1	0-1	0-0	0	1	1	1	0	0	0	1	0	0	0	-2		
3 Shakeel Moore	25:56	3-5	1-2	0-0	0	3	3	1	0	7	0	1	0	0	1	0		
5 Shawn Jones, Jr.	12:11	3-3	0-0	1-2	2	0	2	0	1	7	0	0	2	0	0	-7		
15 Jimmy Bell Jr.	07:22	1-2	0-0	1-2	1	2	3	2	1	3	0	0	0	1	1	1		
Team					3	2	5			0		3						
<b>Totals</b>		23-56	3-15	17-27	17	20	37	19	18	66	7	14	11	3	8	-7		

Technical Fouls:Murphy 1<sup>st</sup>13:40Davis 1<sup>st</sup>12:28Jeffries 2<sup>nd</sup>17:08

NO. Name	Min	FG		3P		FT		Rebounds		Fouls		TP	AS	TO	ST	Blocks		+/-
		M-A	M-A	M-A	M-A	OR	DR	PF	FD	BS	BA							
2 Jaylin Williams	30:19	4-7	1-3	4-4	0	4	4	2	3	13	4	2	0	2	0	4		
4 Johni Broome	23:12	4-8	1-3	1-2	0	3	3	3	2	10	2	1	0	3	1	1		
10 Chad Baker-Mazara	22:53	4-8	1-2	5-6	0	4	4	4	3	14	1	2	2	0	1	13		
1 Aden Holloway	17:07	0-3	0-2	0-0	1	0	1	1	0	6	2	2	0	0	5			
12 Denver Jones	28:30	5-10	1-4	2-3	1	3	4	1	3	13	0	2	0	0	-3			
31 Chaney Johnson	11:23	0-0	0-0	0-0	1	2	3	1	0	0	0	1	0	0	0	2		
0 K.D. Johnson	11:30	1-3	0-2	2-3	0	1	1	3	1	4	0	2	0	0	0	10		
3 Tre Donaldson	22:53	3-7	1-2	3-4	0	1	1	2	10	0	0	1	0	0	0	2		
44 Dylan Cardwell	15:06	2-2	0-0	0-0	1	2	3	2	1	4	2	1	1	3	0	7		
5 Chris Moore	17:07	2-2	1-1	0-0	2	1	3	2	1	5	0	0	0	0	0	-6		
Team					2	0	2			0		1						
<b>Totals</b>		25-50	6-19	17-22	8	21	29	20	16	73	15	15	5	8	3	7		

Technical Fouls:Johnson 1<sup>st</sup>12:28Baker-Mazara 2<sup>nd</sup>17:08

Biggest lead	STATE		AUB	
	8 (1 <sup>st</sup> 14:12)	9 (2 <sup>nd</sup> 9:05)		
Best Scoring Run	7 (2 <sup>nd</sup> 5:01)		7 (2 <sup>nd</sup> 18:16)	
Lead Changes	5			
Times Tied	6			
Time with Lead	15:32	22:39		

Points from	STATE		AUB	
	Turnovers	16	15	
Paint	28		28	
Second Chance	12		5	
Fast Breaks	8		12	
Bench	17		23	

Period by Period Scoring	STATE		AUB	
	1st	2nd	TOT	
	31	35	66	
	31	42	73	



Official Basketball Box Score - Final  
**Florida at Auburn**  
 03/17/24 Bridgestone Arena, Nashville, Tennessee  
 2024 SEC Men's Basketball Championship

Game Time: 12:06 PM  
 Game Duration: 2:20  
 Attendance: 16,352

Officials: Terry Oglesby, Don Daly, Pat Adams

NO. Name	Min	FG		3P		FT		Rebounds		Fouls		TP	AS	TO	ST	Blocks		+/-
		M-A	M-A	M-A	M-A	OR	DR	PF	FD	BS	BA							
4 Tyrese Samuel	23:35	5-11	0-0	2-2	0	4	4	4	1	12	2	1	2	0	0	-10		
3 Micah Handlogten	02:24	0-0	0-0	0-0	0	2	2	0	0	0	0	0	0	0	0	-5		
0 Zyon Pullin	35:15	4-14	0-0	7-11	3	4	7	1	6	15	2	2	1	1	4	-14		
1 Walter Clayton Jr.	30:53	3-10	1-5	6-6	0	4	4	4	5	13	3	3	0	0	2	-17		
5 Will Richard	31:27	1-6	0-3	2-2	2	3	5	3	1	4	2	2	3	1	1	-12		
21 Alex Condon	26:17	3-7	0-1	0-1	3	4	7	2	3	6	0	1	0	1	2	-5		
10 Thomas Haugh	25:28	5-12	0-3	1-2	3	1	4	2	3	11	0	0	0	2	2	-19		
11 Denzel Aberdeen	20:56	3-6	0-1	0-1	1	2	3	1	1	6	0	0	1	0	0	-11		
30 Kajus Kubickas	01:29	0-0	0-0	0-0	0	0	0	0	0	0	0	0	0	0	0	-1		
12 Alex Klatsky	00:53	0-0	0-0	0-0	0	0	0	0	0	0	0	0	0	0	0	-1		
20 Jack May	00:53	0-0	0-0	0-0	0	0	0	0	0	0	0	0	0	0	0	0		
22 Bennett Andersen	00:33	0-0	0-0	0-0	0	0	0	0	0	0	0	0	0	0	0	0		
Team					1	2	3			0		1						
<b>Totals</b>		24-66	1-13	18-25	13	26	39	17	20	67	9	11	8	6	10	-19		

Technical Fouls:NONE

NO. Name	Min	FG		3P		FT		Rebounds		Fouls		TP	AS	TO	ST	Blocks		+/-
		M-A	M-A	M-A	M-A	OR	DR	PF	FD	BS	BA							
2 Jaylin Williams	22:33	3-8	0-1	0-0	1	4	5	4	0	6	1	2	1	2	2	18		
4 Johni Broome	24:01	7-10	0-2	5-7	1	10	11	2	5	19	3	2	0	3	0	4		
10 Chad Baker-Mazara	20:44	3-7	1-2	3-4	0	1	1	3	2	10	2	0	1	0	0	5		
1 Aden Holloway	18:19	2-6	1-3	2-2	0	0	0	0	2	7	2	1	0	0	0	9		
12 Denver Jones	20:30	4-9	1-3	2-3	0	1	1	2	2	11	1	0	0	0	1	15		
5 Chris Moore	18:23	3-3	0-0	1-1	0	6	6	3	2	7	2	0	1	0	0	13		
31 Chaney Johnson	15:58	3-7	1-3	0-0	1	1	2	4	0	7	1	2	0	1	1	0		
0 K.D. Johnson	18:01	1-5	0-2	2-2	0	4	4	1	1	4	0	1	1	0	2	3		
3 Tre Donaldson	20:48	3-4	2-3	0-0	0	1	1	0	0	8	4	2	3	0	0	9		
44 Dylan Cardwell	15:59	2-2	0-0	3-3	1	3	4	1	3	7	2	1	1	4	0	15		
20 Carter Sobera	01:29	0-0	0-0	0-0	0	0	0	0	0	0	0	0	0	0	0	1		
14 Presley Patterson	00:53	0-0	0-0	0-0	0	1	1	0	0	0	0	1	0	0	0	1		
21 Blake Muschalek	00:53	0-0	0-0	0-0	0	0	0	0	0	0	0	0	1	0	0	1		
Team					2	1	3			0		0						
<b>Totals</b>		31-61	6-19	18-22	6	33	39	20	17	86	18	12	9	10	6	19		

Technical Fouls:NONE

Biggest lead	FLA		AUBURN	
	0 (1 <sup>st</sup> 20:00)	21 (2 <sup>nd</sup> 2:59)		
Best Scoring Run	6 (2 <sup>nd</sup> 17:48)		10 (2 <sup>nd</sup> 13:28)	
Lead Changes	0			
Times Tied	0			
Time with Lead	00:00	39:37		

Points from	FLA		AUBURN	
	Turnovers	14	18	
Paint	42		44	
Second Chance	12		10	
Fast Breaks	23		10	
Bench	23		33	

Period by Period Scoring	FLA		AUBURN	
	1st	2nd	TOT	
	30	37	67	
	38	48	86	