





2007-08 Outlook  
2007-08 Tigers  
Coaching Staff  
2007-08 Opponents  
2006-07 Review  
Tiger Records  
AU Hoop History  
Tiger Tracks  
Administration

32

# Korvotney Barber

Forward 6-7 225 Junior  
Manchester, GA (Manchester)



**2006-07 (Sophomore):** Averaged 11.3 points, 6.6 rebounds and 1.7 blocks in starting 29-of-32 games ... had six double-doubles on the season and shot 61 percent from the field ... would have led the SEC in field goal pct. at 60.7 percent (148-of-244) but did not have enough attempts ... ranked sixth in the SEC with 2.72 offensive rebounds per game, ninth with 1.72 blocks and 11th with 6.6 rebounds ... was the first Tiger to be named SEC Player of the Week twice in the same season since All-American Chris Porter in 1998-99 and just the fourth ever, along with All-American Chuck Person in 1984-85 and first-team All-SEC Chris Morris in 1987-88 ... recorded back-to-back double-doubles in leading the Tigers to a pair of wins over Arkansas and at No. 25 Alabama (Feb. 26-Mar 4) ... was named the first SEC Player of the Week of the season on Nov. 13 with his first career double-double with 13 points and a



career-high 16 rebounds in Auburn's come-from-behind win over Troy ... had the game-saving block with 9 seconds left followed by the game-saving steal with 2 seconds left vs. Troy ... 18 points (8-11 fgs), 6 rebounds vs. No.12 Alabama ... 16 points (8-9 fgs), 11 rebounds at South Carolina ... 12 points and 14 rebounds vs. Arkansas ... career-high 21 points and 10 rebounds vs. Nicholls State ... 19 points (9-11 fgs), 9 rebounds and 3 blocks vs. Oklahoma State ... 10 points in 10 minutes vs. #7 Wisconsin ... 13 points, 14 rebounds, 4 blocks vs. Miles College ... 17 points, 9 rebounds in 23 minutes vs. Tennessee State ... 14 points, career-high 7 blocks, 5 rebounds and 5 assists vs. Winston-Salem State ... received the Outstanding Rebounder Award and the Field Goal Pct. Leader award at the team's season-ending awards banquet.

**2005-06 (Freshman):** Averaged 6.8 points, 4.8 rebounds and 1.6 blocks in 21.3 minutes per game ... ranked ninth in the SEC in blocks ... shot 57.4 percent from the field ... started every game after the season opener, 27-of-28 for the season ... tied a career-high with 14 points and had 7 rebounds at Tennessee ... totaled 14 points (6-9 fgs), 4 rebounds and 3 blocks at Arkansas ... 13 points, 8 rebounds and a block at eventual Final Four LSU ... 10 points and 8 rebounds at Colorado State ... career-high 10 rebounds, 4 points, 3 blocks and 2 steals vs. LSU ... 9 points and 5 boards vs. Georgia ... 9 points, 7 rebounds and 3 steals vs. Gardner-Webb ... 9 points, 5 rebounds and a career-high 5 blocks vs. McNeese State ... 9 points, 7 rebounds and 2 blocks vs. Mississippi State ... won the Outstanding Rebounding Award at the team's annual awards banquet.

**HIGH SCHOOL AND PERSONAL DATA:** Only the second Auburn player to be selected as a McDonald's All-American with Frank Ford (1983) as the other ... Tiger head coach Jeff Lebo was a McDonald's All-American in 1985 ... four-year letterwinner at Manchester (Ga.) High School for coach Curtis Noble ... averaged 20 points, 16 rebounds and 8 blocks as a senior in 2004-05 as he led Manchester to a 22-4 record and a Class AA Sweet 16 appearance ... played in the Roundball Classic ... Georgia Class AA Player of the Year ... Gatorade Player of the Year in Georgia ... Class AA first-team All-State ... averaged 16 points, 15 rebounds and 8 blocks as a junior in 2003-04 ... full name is Korvotney Manyez Barber ... born April 14, 1987, in Thomaston, Ga. ... son of Cynthia Barnes and John Barber ... signed national letter of intent on November 10, 2004.

### Barber's Statistics

	G-GS	MIN-Avg.	FG-A	Pct.	3FG-A	Pct.	FT-FTA	Pct.	REB-Avg.	PF-FO	A	TO	BLK	ST	PTS	Avg.
2005-06	28-27	597-21.3	81-141	.574	0-0	.000	28-70	.400	134-4.8	80-3	12	51	43	17	190	6.8
2006-07	32-29	817-25.5	148-244	.607	0-0	.000	64-146	.438	212-6.6	92-3	35	71	55	15	360	11.3
Total	60-56	1414-23.6	229-385	.595	0-0	.000	92-216	.308	346-5.8	172-6	47	122	98	32	550	9.2



### 2005-06 Game-by-Game

Opponent	FG-A	3FG-A	FT-A	O-D-TREB	PF	PTS	AST	TO	BS	STL	MIN
Lipscomb	2-5	0-0	0-1	2-1-3	2	4	0	2	0	0	16
Gardner-Webb +	3-6	0-0	3-8	2-5-7	3	9	0	1	1	3	21
at Colorado State +	5-8	0-0	0-1	4-4-8	4	10	0	2	1	0	20
McNeese State +	4-4	0-0	1-6	0-5-5	1	9	1	1	5	1	22
at Pittsburgh +	2-5	0-0	0-3	1-2-3	3	4	0	1	2	0	23
Southeastern La. +	3-6	0-0	0-0	1-7-8	3	6	1	2	1	1	20
Temple +	2-7	0-0	3-3	1-4-5	0	7	2	1	0	0	17
at Texas A&M +	2-2	0-0	4-6	3-1-4	3	8	0	1	3	1	21
Winthrop +	3-5	0-0	1-4	3-1-4	2	7	0	3	3	1	23
Jacksonville State +	1-2	0-0	2-4	0-1-1	2	4	2	1	3	0	14
Southern Miss +	3-5	0-0	0-0	3-1-4	3	6	0	1	2	1	19
at Vanderbilt +	0-2	0-0	0-0	1-1-2	1	0	1	2	2	0	18
Alabama +	4-7	0-0	0-0	2-2-4	3	8	0	3	2	0	23
at Florida +	3-4	0-0	0-1	2-2-4	4	6	0	2	1	0	26
Arkansas +	1-1	0-0	1-2	1-2-3	1	3	0	2	1	0	18
Kentucky +	2-3	0-0	0-1	2-1-3	5	4	0	1	0	0	16
Georgia +	4-5	0-0	1-4	4-1-5	5	9	0	1	0	0	12
at LSU +	6-9	0-0	1-2	5-3-8	4	13	1	3	1	0	21
at Mississippi State +	2-4	0-0	1-1	1-3-4	3	5	1	4	0	0	15
Ole Miss +	1-1	0-0	1-2	2-2-4	3	3	0	3	0	1	15
at Arkansas +	6-9	0-0	2-5	3-1-4	4	14	1	1	3	1	22
at Tennessee +	6-11	0-0	2-2	3-4-7	3	14	0	4	0	0	30
LSU +	2-5	0-0	0-1	1-9-10	4	4	0	3	3	2	32
Mississippi State +	4-7	0-0	1-2	3-4-7	3	9	0	1	2	1	29
at Ole Miss +	3-5	0-0	2-3	1-3-4	1	8	0	2	5	1	31
at Alabama +	1-5	0-0	1-5	4-3-7	4	3	2	2	2	2	28
South Carolina +	4-5	0-0	0-1	2-0-2	1	8	0	1	0	1	25
(1) Vanderbilt +	2-3	0-0	1-2	1-3-4	5	5	0	0	0	0	20
<b>TOTALS</b>	<b>81-141</b>	<b>0-0</b>	<b>28-70</b>	<b>58-76-134</b>	<b>80</b>	<b>190</b>	<b>12</b>	<b>51</b>	<b>43</b>	<b>17</b>	<b>597</b>

+Games Started (27 of 28)

(1) SEC Tournament (Nashville, TN • Gaylord Entertainment Center)

### 2006-07 Game-by-Game

Opponent	FG-A	3FG-A	FT-A	O-D-TREB	PF	PTS	AST	TO	BS	STL	MIN
Troy +	5-10	0-0	3-5	7-9-16	1	13	0	2	1	1	33
Winston-Salem St. +	5-6	0-0	4-7	4-1-5	4	14	5	4	7	0	21
East Tennessee St. +	4-12	0-0	6-12	3-5-8	2	14	1	4	5	2	39
Miles College +	6-7	0-0	1-5	5-9-14	1	13	2	5	4	2	29
(1) Oklahoma State +	9-11	0-0	1-3	5-4-9	4	19	0	6	3	2	35
(1) Wisconsin +	4-5	0-0	2-2	1-0-1	3	10	0	1	1	0	10
Nicholls State +	9-15	0-0	3-8	5-5-10	3	21	1	4	1	0	33
Louisiana-Monroe +	6-8	0-0	1-4	1-2-3	3	13	1	3	3	1	29
Pittsburgh +	8-13	0-0	3-7	2-2-4	2	19	0	1	3	0	29
South Alabama +	5-7	0-0	2-3	1-5-6	1	12	0	4	3	0	28
Wofford +	6-7	0-0	1-2	3-5-8	5	13	1	2	0	0	20
Tennessee State +	6-9	0-0	5-9	5-4-9	4	17	1	1	5	1	23
Texas A&M +	1-2	0-0	6-12	4-0-4	5	8	1	3	0	1	26
Charleston Southern +	4-6	0-0	0-4	2-2-4	4	8	1	5	1	0	16
at Southern Miss +	4-8	0-0	1-4	2-4-6	3	9	0	4	1	1	21
Vanderbilt +	5-8	0-0	2-5	2-2-4	2	12	2	0	2	1	32
at Kentucky +	1-3	0-0	2-4	2-4-6	4	4	0	0	0	0	24
at LSU	0-2	0-0	0-0	0-0-0	2	0	0	0	0	0	10
Tennessee	2-4	0-0	2-3	2-5-7	2	6	3	0	3	1	16
at Mississippi State	5-10	0-0	0-0	2-1-3	2	10	2	0	2	0	19
Alabama +	8-11	0-0	2-5	2-4-6	2	18	0	1	0	0	27
Florida +	3-5	0-0	0-4	1-4-5	4	6	1	0	0	0	23
at South Carolina +	8-9	0-0	0-1	3-8-11	1	16	2	1	1	0	29
Ole Miss +	1-5	0-0	0-1	2-7-9	2	2	1	1	0	0	27
at Arkansas +	4-7	0-0	2-2	1-4-5	3	10	1	7	1	1	29
Mississippi State	2-2	0-0	1-4	0-4-4	3	5	0	2	0	0	21
at Georgia +	3-7	0-0	2-4	1-3-4	5	8	1	2	3	0	33
Arkansas +	4-10	0-0	4-7	6-8-14	3	12	3	2	1	0	35
at Alabama +	6-8	0-0	5-8	6-4-10	3	17	1	1	1	1	28
LSU +	6-11	0-0	2-7	4-4-8	2	14	3	1	1	0	31
at Ole Miss +	3-9	0-0	1-2	1-4-5	3	7	1	2	0	0	21
(2) Georgia +	5-7	0-0	0-2	2-2-4	4	10	0	2	2	0	20
<b>TOTALS</b>	<b>148-244</b>	<b>0-0</b>	<b>64-146</b>	<b>87-125-212</b>	<b>92</b>	<b>360</b>	<b>35</b>	<b>71</b>	<b>55</b>	<b>15</b>	<b>817</b>

+Games Started (29 of 32)

(1) South Padre Island Invitational (South Padre Island, TX)

(2) SEC Tournament (Atlanta, GA • Georgia Dome)





# 2007-08 TIGERS

# 21

## Rasheem Barrett

Guard 6-5 220 Junior  
Atlanta, GA (Marist)



shooting 26 percent behind the arc, scored 22 points, making 6-of-9 from 3-point range ... 18 points (2-4 3fgs) at #13 LSU, making a 3-pointer with 25 seconds left that brought Auburn to within 64-63 ... 21 points, 7 rebounds, 4 steals and 4 assists vs. Nicholls State ... 19 points vs. Miles College ... 15 points and 6 rebounds vs. East Tennessee State ... 14 points (2-4 3fgs) at Georgia ... 11 points, 8 rebounds and 3 assists in the win vs. #22 Tennessee and tied the game at 66 with a pair of free throws ... 11 points and a career-high 9 rebounds vs. Troy ... 12 points vs. #1 Florida ... 10 points, 5 rebounds and 2 blocks vs. #7 Wisconsin.

**2005-06 (Freshman):** Selected to the Coaches Freshman All-SEC team ... averaged 11.1 points, 3.0 rebounds and 1.5 assists in 24.9 minutes per game ... shot 46 percent from the field, a team-best 39 percent from 3-point range and 75 percent from the foul line ... started half of the Tigers' 28 games, including the last 14 of the season ... gained first start vs. Kentucky Jan. 24, totaling 12 points and six rebounds and two steals ... scored an SEC-high 22 points (9-9 fts) and had 5 rebounds vs. Mississippi State ... named SEC Freshman of the Week on Jan. 2 after totaling 28 points, 4 rebounds and 3 assists vs. Jacksonville State ... 21 points (7-10 fgs) vs. Southern Miss ... 19 points (8-12 fgs) and 3 assists vs. Winthrop ... 15 points (3-8 treys) and 4 rebounds vs. McNeese State ... 14 points vs. Alabama ... 13 points (3-6 treys) and 4 rebounds in 19 minutes vs. Lipscomb ... 11 points (3-7 treys) vs. Vanderbilt in SEC Tournament ... named the team's Outstanding Defensive Player at the annual awards banquet.

**HIGH SCHOOL AND PERSONAL DATA:** Averaged 22.7 points, 8.2 rebounds, 3 assists and 2 blocks per game as a senior in 2004-05 en route to earning first-team All-State honors for Marist under coach Ron Bell ... shot 51 percent from the field, 34 percent from 3-point range and 68 percent from the foul line ... scored 1,792 career points in high school to finish second on the school's all-time scoring chart ... a McDonald's All-American nominee ... played in the Georgia North-South All-Star Game and the East-West All-Star Game ... averaged 23 points and 8.5 rebounds per game as a junior in 2003-04 ... full name is Rasheem Akeem Barrett ... born January 19, 1987, in Stone Mountain, Ga. ... son of Steve and Cathy Barrett ... signed national letter of intent on November 10, 2004.

**2006-07 (Sophomore):** Averaged 11.0 points, 3.9 rebounds and 2.3 assists in starting 24-of-32 games ... shot 38 percent from the field, 30 percent from 3-point range and 67 percent from the foul line ... shot 34 percent from 3-point range in SEC play compared to only 26 percent in non-conference games ... entering Auburn's SEC opener vs. Vanderbilt

### Barrett's Statistics

	G-GS	MIN-Avg.	FG-A	Pct.	3FG-A	Pct.	FT-FTA	Pct.	REB-Avg.	PF-FO	A	TO	BLK	ST	PTS	Avg.
2005-06	28-14	696-24.9	110-237	.464	39-100	.390	52-69	.754	84-3.0	66-2	43	67	2	23	311	11.1
2006-07	32-24	946-29.6	132-349	.378	46-155	.297	41-61	.672	125-3.9	57-2	73	66	6	36	351	11.0
Total	60-38	1642-27.4	242-586	.413	85-255	.333	93-130	.715	209-3.5	123-4	116	133	8	59	662	11.0

# AUBURN

Administration Tiger Tracks AU Hoop History Tiger Records 2006-07 Review 2007-08 Opponents Coaching Staff 2007-08 Tigers 2007-08 Outlook



### 2005-06 Game-by-Game

Opponent	FG-A	3FG-A	FT-A	O-D-TREB	PF	PTS	AST	TO	BS	STL	MIN
Lipscomb	5-10	3-6	0-0	3-1-4	2	13	2	3	0	0	19
Gardner-Webb	1-8	0-2	1-3	0-2-2	1	3	1	0	1	0	17
at Colorado State	0-3	0-2	0-2	0-2-2	3	0	1	1	0	1	10
McNeese State	5-11	3-8	2-2	1-3-4	2	15	3	2	0	2	22
at Pittsburgh +	1-3	1-2	0-0	0-0-0	0	3	1	1	0	0	17
Southeastern La.	4-4	0-0	2-3	0-3-3	3	10	4	0	0	0	25
Temple	4-9	3-5	0-0	1-4-5	2	11	2	1	0	1	18
at Texas A&M	4-10	1-4	1-2	3-3-6	5	10	2	1	0	0	28
Winthrop	8-12	3-5	0-0	2-0-2	4	19	3	2	0	0	23
Jacksonville State	9-14	2-3	8-10	3-1-4	1	28	3	1	0	1	26
Southern Miss	7-10	2-3	5-5	0-1-1	2	21	2	3	1	1	26
at Vanderbilt	2-6	1-3	2-2	1-3-4	1	7	1	3	0	0	25
Alabama	5-10	2-7	2-2	1-0-1	2	14	2	1	0	1	29
at Florida	3-6	2-2	2-2	1-4-5	4	10	4	4	0	0	24
Arkansas	4-9	0-3	4-7	1-1-2	4	12	0	1	0	2	29
Kentucky +	4-9	1-3	3-5	1-5-6	2	12	0	3	0	2	30
Georgia +	2-8	0-4	4-6	3-3-6	3	8	2	4	0	2	31
at LSU +	3-7	0-2	2-2	1-1-2	3	8	0	4	0	0	34
at Mississippi State+	5-15	2-6	0-0	1-2-3	3	12	1	3	0	1	32
Ole Miss +	2-4	0-0	2-2	0-1-1	1	6	0	3	0	2	21
at Arkansas +	4-11	2-4	1-2	2-2-4	2	11	1	3	0	1	33
at Tennessee +	5-7	1-2	0-0	0-0-0	2	11	2	4	0	0	22
LSU +	3-7	2-4	0-0	0-0-0	4	8	1	2	0	1	26
Mississippi State +	5-10	3-5	9-9	0-5-5	2	22	1	4	0	1	23
at Ole Miss +	1-5	0-3	1-2	0-1-1	1	3	1	5	0	2	29
at Alabama +	5-7	0-1	0-0	1-3-4	5	10	1	3	0	1	24
South Carolina +	5-9	2-4	1-1	1-2-3	1	13	1	3	0	0	22
(1) Vanderbilt +	4-13	3-7	0-0	2-2-4	1	11	1	2	0	1	31
<b>TOTALS</b>	<b>110-237</b>	<b>39-100</b>	<b>52-69</b>	<b>29-55-84</b>	<b>66</b>	<b>311</b>	<b>43</b>	<b>67</b>	<b>2</b>	<b>23</b>	<b>696</b>

+Games Started (14 of 28)

(1) SEC Tournament (Nashville, TN • Gaylord Entertainment Center)

### 2006-07 Game-by-Game

Opponent	FG-A	3FG-A	FT-A	O-D-TREB	PF	PTS	AST	TO	BS	STL	MIN
Troy +	5-15	1-9	0-0	1-8-9	3	11	1	4	0	0	27
Winston-Salem St. +	4-13	3-6	2-2	2-4-6	0	13	1	3	0	3	24
East Tennessee St. +	5-20	3-10	2-3	1-5-6	3	15	2	5	0	1	40
Miles College +	6-15	1-6	6-6	2-3-5	3	19	4	3	0	0	32
(1) Oklahoma State+	4-12	2-8	0-0	0-3-3	0	10	2	2	1	0	37
(1) Wisconsin +	4-9	2-4	0-3	1-4-5	2	10	0	3	2	0	34
Nicholls State +	8-16	2-6	3-4	5-2-7	1	21	4	1	0	4	37
Louisiana-Monroe +	5-13	1-7	3-4	0-2-2	1	14	5	4	0	2	32
Pittsburgh +	3-7	0-3	0-0	1-2-3	2	6	3	2	0	0	31
South Alabama	9-16	2-5	0-1	2-2-4	0	20	2	3	0	0	34
Wofford +	6-11	5-8	1-1	1-5-6	1	18	2	3	0	1	36
Tennessee State +	4-9	1-5	0-0	1-2-3	1	9	3	1	0	3	24
Texas A&M +	2-7	0-4	1-2	2-0-2	2	5	2	1	0	0	30
Charleston Southern+	5-11	0-1	0-0	1-4-5	2	10	3	2	0	1	24
at Southern Miss	2-8	0-5	0-1	1-5-6	0	4	0	2	0	1	23
Vanderbilt +	8-14	6-9	0-0	0-4-4	1	22	4	0	1	2	33
at Kentucky +	2-12	0-5	1-2	3-0-3	2	5	1	2	0	0	27
at LSU +	6-11	2-4	4-4	1-3-4	2	18	1	0	0	0	32
Tennessee +	5-14	0-2	1-1	3-5-8	1	11	3	1	1	1	35
at Mississippi State+	4-12	2-5	0-1	2-3-5	3	10	4	1	9	1	35
Alabama +	4-9	1-3	0-0	1-2-3	0	9	2	1	9	3	33
Florida +	5-16	0-2	2-4	2-1-3	3	12	2	3	0	1	32
at South Carolina +	2-6	2-4	6-8	1-2-3	3	12	4	1	0	0	30
Ole Miss +	4-9	2-5	0-0	0-0-0	2	10	4	4	0	0	30
at Arkansas	0-2	0-2	0-0	0-2-2	1	0	0	1	0	0	9
Mississippi State +	5-14	2-6	3-5	0-3-3	5	15	1	3	9	2	32
at Georgia +	6-12	2-4	0-1	0-2-2	2	14	0	0	0	2	34
Arkansas	0-5	0-1	0-0	1-1-2	3	0	1	2	0	2	15
at Alabama	3-6	2-4	0-0	0-2-2	0	8	2	0	0	0	23
LSU	3-7	2-3	0-0	0-2-2	5	8	3	3	0	2	24
at Ole Miss	1-5	0-2	6-8	1-1-2	2	8	3	2	0	3	28
(2) Georgia	2-13	0-7	0-0	2-3-5	1	4	4	3	1	1	29
<b>TOTALS</b>	<b>132-349</b>	<b>46-146</b>	<b>64-146</b>	<b>38-87-125</b>	<b>57</b>	<b>351</b>	<b>73</b>	<b>66</b>	<b>6</b>	<b>36</b>	<b>946</b>

+Games Started (29 of 32)

(1) South Padre Island Invitational (South Padre Island, TX)

(2) SEC Tournament (Atlanta, GA • Georgia Dome)

3

# Josh Dollard

Forward 6-7 235 Junior  
Hemingway, SC (Prince Avenue Prep)



Auburn history with 16 points, 11 rebounds and 7 assists vs. Tennessee State ... 19 points and 8 rebounds in 26 minutes at Mississippi State ... 16 points and 6 rebounds each vs. both #12 Alabama and LSU ... 12 points (4-5 3fgs), 7 rebounds and 3 blocks vs. Vanderbilt in the SEC opener after entering the game shooting 3-of-19 from 3-point range on the season ... 11 points and 9 rebounds in 23 minutes vs. #1 Florida ... received the Outstanding Rebounder Award at the team's season-ending awards banquet.

**2005-06 (Freshman):** Averaged 9.1 points, 3.5 rebounds and 1.2 steals in 22.9 minutes per game ... shot 45 percent from the field and 68 percent from the foul line ... started 12 of 23 games ... scored a career-high 29 points (11-14 fgs) and had 8 rebounds and 2 steals vs. Jacksonville State ... 18 points, 5 rebounds and 3 steals at Colorado State ... 16 points (6-8 fgs) and 6 boards vs. Georgia ... 13 points at eventual Final Four LSU ... 12 points, 6 rebounds and 2 blocks at eventual National Champion Florida ... 12 points vs. McNeese State ... 12 points vs. LSU ... 11 points, 5 rebounds and 2 blocks vs. Alabama ... missed the last five games of the season after being suspended for violation of team rules.



**PREP SCHOOL, HIGH SCHOOL AND PERSONAL DATA:** Averaged 24 points, 12 rebounds, 4 assists and 3 blocks as a senior at Prince Avenue Prep in Pickens, S.C. in 2004-05 for coach Mark Knight ... named the Conference Player of the Year and the team's Player of the Year ... three-year letterman at Hemingway High School for coach Jerry Harwell ... named Class A first-team All-State averaging 20 points and 12 rebounds as a junior in 2003-04 ... Class A State Player of the Year as a junior and team MVP as he led Hemingway to the State Championship and a 24-3 record ... two-time All-Region selection as a sophomore and junior ... All-Carolina Classic team ... attended the Nike All-American Camp ... MVP of the Georgetown Steeltown Shootout ... helped lead Hemingway to the state tournament semifinals as a freshman and sophomore ... full name is Joshua Deshaun Dollard ... born September 2, 1986, in Hemingway, S.C. ... son of Karen Dollard and Orlando Pressly ... signed national letter of intent on November 10, 2004.

**2006-07 (Sophomore):** Averaged a team-high 12.5 points, a team-high 7.0 rebounds, 1.7 assists and 1.2 steals in 26.5 minutes per game ... started 23 of 26 games after missing the first six games of the season ... shot 49 percent from the field, 33 percent from 3-point range and 68 percent from the foul line ... in the final five games of the season, averaged 15.6 points while shooting 54 percent from the field and 50 percent from 3-point range ... had four double-doubles on the season, including two in Auburn's final two games ... season-high 21 points and 10 rebounds at Ole Miss in the regular season finale ... 13 points and a career-high 14 rebounds vs. Georgia in the SEC Tournament ... 14 points and 12 rebounds vs. #2 Pittsburgh ... nearly recorded the first triple-double in

### Dollard's Statistics

	G-GS	MIN-Avg.	FG-A	Pct.	3FG-A	Pct.	FT-FTA	Pct.	REB-Avg.	PF-FO	A	TO	BLK	ST	PTS	Avg.
2005-06	23-12	526-22.9	81-182	.445	6-28	.214	41-60	.683	102-4.4	54-0	27	42	17	28	209	9.1
2006-07	26-23	688-26.5	125-255	.490	18-55	.327	58-85	.682	181-7.0	79-4	45	64	15	31	326	12.5
Total	49-35	1214-24.8	206-437	.471	24-83	.289	99-145	.683	283-5.8	133-4	72	106	32	59	535	10.9

Administration Tiger Tracks AU Hoop History Tiger Records 2006-07 Review 2007-08 Opponents Coaching Staff 2007-08 Tigers 2007-08 Outlook



### 2005-06 Game-by-Game

Opponent	FG-A	3FG-A	FT-A	O-D-TREB	PF	PTS	AST	TO	BS	STL	MIN
Lipscomb +	4-10	0-2	0-1	2-8-10	3	8	2	4	2	2	30
Gardner-Webb +	3-9	0-1	4-5	3-3-6	1	10	1	2	2	2	22
at Colorado State +	6-16	1-3	5-6	2-3-5	2	18	2	3	0	3	32
McNeese State +	5-7	0-0	2-3	0-1-1	2	12	0	0	1	3	14
at Pittsburgh +	2-7	0-2	0-0	1-2-3	2	4	1	1	2	1	23
Southeastern La.	2-5	0-1	4-4	1-2-3	1	8	0	3	0	0	13
Temple	1-2	0-0	3-5	3-2-5	4	5	2	1	0	0	16
at Texas A&M	1-6	0-1	0-0	3-3-6	2	2	1	2	1	0	20
Winthrop	1-5	0-1	2-2	3-1-4	2	4	3	1	0	2	24
Jacksonville State	11-14	0-0	7-11	1-7-8	0	29	2	0	1	2	30
Southern Miss	0-1	0-0	0-0	0-0-0	1	0	2	1	0	0	9
at Vanderbilt	1-3	0-0	0-1	0-4-4	1	2	0	2	0	1	16
Alabama	5-13	1-2	0-2	3-2-5	4	11	0	2	2	0	25
at Florida	6-11	0-1	0-0	4-2-6	4	12	1	1	2	0	27
Arkansas	1-4	0-0	0-0	2-3-5	3	2	1	2	1	2	16
Kentucky	2-6	1-2	1-1	3-5-8	3	6	3	3	0	2	24
Georgia +	6-8	2-3	2-4	0-6-6	2	16	1	3	1	1	30
at LSU +	4-11	1-4	4-4	1-1-2	4	13	2	3	1	1	27
at Mississippi State+	3-8	0-0	1-2	1-2-3	4	7	0	0	1	0	27
Ole Miss +	3-8	0-3	2-2	4-0-4	3	8	1	3	0	1	25
at Arkansas +	4-10	0-1	3-6	2-3-5	1	11	1	1	0	2	30
at Tennessee +	4-8	0-1	1-1	1-0-1	2	9	1	1	0	3	25
LSU +	6-10	0-0	0-0	0-2-2	3	12	0	3	0	0	21
Mississippi State				DNP							
at Ole Miss				DNP							
at Alabama				DNP							
South Carolina				DNP							
(1) Vanderbilt				DNP							
<b>TOTALS</b>	<b>81-182</b>	<b>6-28</b>	<b>41-60</b>	<b>40-62-102</b>	<b>54</b>	<b>209</b>	<b>27</b>	<b>42</b>	<b>17</b>	<b>28</b>	<b>526</b>

+Games Started (14 of 28)

(1) SEC Tournament (Nashville, TN • Gaylord Entertainment Center)

### 2006-07 Game-by-Game

Opponent	FG-A	3FG-A	FT-A	O-D-TREB	PF	PTS	AST	TO	BS	STL	MIN
Troy				DNP							
Winston-Salem St.				DNP							
East Tennessee St.				DNP							
Miles College				DNP							
(1) Oklahoma State				DNP							
(1) Wisconsin				DNP							
Nicholls State	6-10	0-0	1-2	0-5-5	3	13	2	3	0	2	25
Louisiana-Monroe	4-7	1-2	2-3	1-5-6	4	11	1	4	0	0	22
Pittsburgh +	5-14	0-3	4-6	7-5-12	5	14	3	5	1	1	34
South Alabama +	2-5	0-1	3-4	3-9-12	3	7	4	4	0	0	26
Wofford +	7-11	0-1	2-2	0-6-6	2	16	3	1	0	0	33
Tennessee State +	6-9	2-4	2-2	3-8-11	1	16	7	3	0	1	29
Texas A&M +	5-13	0-6	2-2	3-4-7	2	12	0	2	1	0	23
Charleston Southern+	4-9	0-2	2-4	4-3-7	2	10	3	4	0	4	25
at Southern Miss	2-4	0-0	1-2	0-3-3	1	5	0	3	1	1	22
Vanderbilt +	4-8	4-5	0-0	1-6-7	2	12	2	3	3	1	28
at Kentucky +	2-6	0-1	1-2	4-2-6	2	5	0	1	0	0	18
at LSU +	4-10	1-3	2-3	1-3-4	5	11	0	3	2	0	26
Tennessee +	2-9	0-1	3-5	1-8-9	3	7	0	4	1	1	29
at Mississippi State+	7-17	1-3	4-5	5-3-8	3	19	1	3	0	0	26
Alabama +	7-13	0-1	2-2	0-6-6	3	16	1	4	1	1	27
Florida +	5-10	0-2	1-1	0-9-9	4	11	1	2	0	1	23
at South Carolina +	5-7	1-2	0-0	1-4-5	4	11	1	3	0	0	26
Ole Miss +	6-14	1-3	0-0	1-5-6	3	13	0	3	0	2	27
at Arkansas +	6-12	1-2	2-2	1-5-6	3	15	1	2	0	1	32
Mississippi State +	6-10	1-3	4-6	2-6-8	3	17	3	2	2	3	32
at Georgia +	2-5	0-0	3-6	2-3-5	5	7	1	1	0	2	16
Arkansas +	6-10	0-1	6-6	0-0-0	4	18	2	1	1	2	25
at Alabama +	3-5	0-0	4-8	0-3-3	5	10	0	0	0	2	23
LSU +	6-11	1-3	3-5	2-4-6	4	16	1	0	0	2	25
at Ole Miss +	8-15	1-2	4-4	2-8-10	2	21	5	1	0	1	32
(2) Georgia +	5-11	3-4	0-3	2-12-14	1	13	3	2	2	3	34
<b>TOTALS</b>	<b>125-255</b>	<b>18-55</b>	<b>58-85</b>	<b>46-135-181</b>	<b>79</b>	<b>326</b>	<b>45</b>	<b>64</b>	<b>15</b>	<b>31</b>	<b>688</b>

+Games Started (23 of 26)


(1) South Padre Island Invitational (South Padre Island, TX)

(2) SEC Tournament (Atlanta, GA • Georgia Dome)

# 4

## Lucas Hargrove

Forward 6-6 188 Sophomore  
Pontiac, SC (Richland Northeast)



for coach Jason Powell ... shot 45.6 percent from the field, 28.8 percent from 3-point range and 65.5 percent from the foul line in helping RNHS go 19-7 and reach the second round of the state tournament ... named one of the top five players in the state in 2006 and was a South Carolina All-Star and Farm Bureau Classic MVP ... holds Richland Northeast's single-season rebound record with 216 in 2006 and had a school record 17 boards in a single game ... ranks second on the career rebound chart with 451 ... two-time All-Region selection and two-time Midlands All-Area in 2005 and 2006 ... averaged 13.1 points and 7.0 rebounds per game as a junior leading Richland Northeast to a 22-4 record and the state tournament quarterfinals ... named the MVP of the 2004 Chick-Fil-A Classic ... was an AAU teammate of Auburn's Josh Dollard with the South Carolina Ravens ... full name is Lucas Jeremy Hargrove ... born May 31, 1988, in Augusta, Ga. ... son of Louis and Patsy Hargrove ... signed national letter of intent on Nov. 9, 2005.

### 2006-07 Game-by-Game

Opponent	FG-A	3FG-A	FT-A	O-D-TREB	PF	PTS	AST	TO	BS	STL	MIN
Troy	3-4	1-2	0-1	1-4-5	0	7	2	0	0	0	20
Winston-Salem St.	3-5	0-1	4-4	3-3-6	2	10	4	0	0	0	24
East Tennessee St.	1-3	0-1	3-6	1-5-6	1	5	2	3	0	2	25
Miles College	6-10	0-1	1-4	2-4-6	2	13	0	2	0	3	22
(1) Oklahoma State	1-3	0-1	0-1	0-1-1	0	2	0	0	0	0	6
(1) Wisconsin	0-1	0-0	0-0	0-0-0	1	0	0	0	0	0	18
Nicholls State	0-0	0-0	0-0	1-2-3	0	0	1	0	0	0	9
Louisiana-Monroe	0-2	0-0	0-2	1-1-2	2	0	1	1	0	0	9
Pittsburgh				DNP							
South Alabama	0-0	0-0	0-0	0-0-0	0	0	0	1	0	0	6
Wofford	0-0	0-0	0-0	0-0-0	0	0	1	1	0	0	6
Tennessee State	1-3	0-0	0-0	0-1-1	2	2	1	0	2	0	10
Texas A&M	0-0	0-0	0-0	0-0-0	0	0	0	1	0	0	2
Charleston Southern				DNP							
at Southern Miss				DNP							
Vanderbilt				DNP							
at Kentucky	0-0	0-0	0-0	0-0-0	0	0	0	0	0	0	1
at LSU				DNP							
Tennessee				DNP							
at Mississippi State				DNP							
Alabama	0-0	0-0	0-0	0-0-0	0	0	0	1	0	0	0+
Florida	0-0	0-0	0-0	0-0-0	0	0	0	0	0	0	1
at South Carolina				DNP							
Ole Miss				DNP							
at Arkansas				DNP							
Mississippi State				DNP							
at Georgia	0-0	0-0	2-2	1-2-3	2	2	3	0	0	0	10
Arkansas	1-2	0-0	0-0	1-0-1	1	2	0	1	0	0	2
at Alabama				DNP							
LSU				DNP							
at Ole Miss				DNP							
(2) Georgia				DNP							
<b>TOTALS</b>	<b>16-33</b>	<b>1-6</b>	<b>10-20</b>	<b>11-23-34</b>	<b>13</b>	<b>43</b>	<b>15</b>	<b>11</b>	<b>2</b>	<b>5</b>	<b>171</b>

+Games Started (0 of 17)  
(1) South Padre Island Invitational (South Padre Island, TX)  
(2) SEC Tournament (Atlanta, GA • Georgia Dome)

**2005-06 (Freshman):** Averaged 2.5 points and 2.0 rebounds in 10.1 minutes per game ... played in 17 games ... shot 49 percent from the field ... totaled a career-high 13 points, 6 rebounds and 3 steals in 22 minutes vs. Miles College ... 10 points, 6 rebounds and 4 assists in 24 minutes vs. Winston-Salem State ... 7 points (3-4 fgs), 5 rebounds and 2 assists in 20 minutes vs. Troy in the season opener ... 5 points, 6 rebounds, 2 assists and 2 steals vs. East Tennessee State ... 2 points, 3 rebounds and 3 assists at Georgia.

**HIGH SCHOOL AND PERSONAL DATA:** Earned All-State honors as a senior after averaging 15.1 points, 11.1 rebounds, 3.7 assists and 2.2 blocks for Richland Northeast High School in Columbia, S.C.,

### Hargrove's Statistics



	G-GS	MIN-Avg.	FG-A	Pct.	3FG-A	Pct.	FT-FTA	Pct.	REB-Avg.	PF-FO	A	TO	BLK	ST	PTS	Avg.
2006-07	17-0	171-10.1	16-33	.485	1-6	.167	10-20	.500	34-2.0	13-0	15	11	2	5	43	2.5

Administration | Tiger Tracks | AU Hoop History | Tiger Records | 2006-07 Review | 2007-08 Opponents | Coaching Staff | 2007-08 Tigers | 2007-08 Outlook

# 13

## Matt Heramb

Forward 6-9 225 Sophomore  
Douglasville, GA (Chapel Hill)



**2006-07 (Freshman):** Averaged 1.8 points and 1.3 rebounds in 7.3 minutes per game ... played in 13 games ... shot 53 percent from the field, 67 percent (2-of-3) from 3-point range and 20 percent (1-of-5) from the foul line ... totaled 7 points (3-of-4 fgs, 1-of-1 treys) and 2 rebounds in 15 minutes vs. Troy in the season opener ... 7 points in 4 minutes vs. Wofford ... career-high 6 rebounds, 3 points and 2 assists vs. Winston-Salem State.

**HIGH SCHOOL AND PERSONAL DATA:** Averaged nearly 15 points as a senior at Chapel Hill High School for coach Jim Gaylor in 2005-06 ... also averaged seven rebounds, four blocks and four assists a game ... very good shooter from the perimeter ... plays similar to a European big man ... is a very skilled player ... full name is Matthew Perry Heramb ... born June 16, 1988, in Long Branch, N.J. ... son of Jeff and Dolores Heramb ... signed national letter of intent on Apr. 12, 2006.

### 2006-07 Game-by-Game

Opponent	FG-A	3FG-A	FT-A	O-D-TREB	PF	PTS	AST	TO	BS	STL	MIN
Troy	3-4	1-1	0-2	1-1-2	1	7	0	2	0	1	15
Winston-Salem St.	1-2	0-0	1-3	0-6-6	1	3	2	2	1	0	21
East Tennessee St.	1-1	0-0	0-0	0-0-0	1	2	1	0	0	0	5
Miles College	2-2	0-0	0-0	1-2-3	2	4	2	2	1	1	16
(1) Oklahoma State	0-1	0-1	0-0	0-0-0	1	0	0	0	0	0	9
(1) Wisconsin	0-3	0-0	0-0	0-1-1	4	0	0	1	0	0	10
Nicholls State	0-0	0-0	0-0	0-0-0	0	0	0	0	0	0	2
Louisiana-Monroe	0-1	0-0	0-0	0-1-1	0	0	1	0	0	0	3
Pittsburgh											DNP
South Alabama											DNP
Wofford	3-4	1-1	0-0	0-1-1	0	7	0	0	0	0	4
Tennessee State	0-1	0-0	0-0	0-1-1	1	0	0	0	0	0	7
Texas A&M	0-0	0-0	0-0	0-0-0	0	0	0	0	0	0	1
Charleston Southern											DNP
at Southern Miss											DNP
Vanderbilt											DNP
at Kentucky											DNP
at LSU											DNP
Tennessee											DNP
at Mississippi State											DNP
Alabama	0-0	0-0	0-0	0-2-2	0	0	0	0	0	0	0+
Florida	0-0	0-0	0-0	0-0-0	0	0	0	0	0	0	2
at South Carolina											DNP
Ole Miss											DNP
at Arkansas											DNP
Mississippi State											DNP
at Georgia											DNP
Arkansas											DNP
at Alabama											DNP
LSU											DNP
at Ole Miss											DNP
(2) Georgia											DNP
<b>TOTALS</b>	<b>10-19</b>	<b>2-3</b>	<b>1-5</b>	<b>2-15-17</b>	<b>11</b>	<b>23</b>	<b>6</b>	<b>7</b>	<b>2</b>	<b>2</b>	<b>95</b>

+Games Started (0 of 13)

(1) South Padre Island Invitational (South Padre Island, TX)

(2) SEC Tournament (Atlanta, GA • Georgia Dome)

### Heramb's Statistics

	G-GS	MIN-Avg.	FG-A	Pct.	3FG-A	Pct.	FT-FTA	Pct.	REB-Avg.	PF-FO	A	TO	BLK	ST	PTS	Avg.
2006-07	13-0	95-7.3	10-19	.526	2-3	.667	1-5	.200	17-1.3	11-0	6	7	2	2	23	1.8