



# 2023-24 AUBURN MEN'S BASKETBALL

12 NCAA TOURNAMENT APPEARANCES || 2019 FINAL FOUR || 6-TIME SEC CHAMPIONS || AUBURNTIGERS.COM || @AUBURNMBB

## 2023-24 SCHEDULE

OVERALL: 17-4 || SEC: 6-2  
HOME: 11-0 || AWAY: 2-3 || NEUTRAL: 4-1

DATE	OPPONENT (TV)	TIME (CT)
Nov. 7	vs. #20/17 Baylor+ (ESPN)	L, 82-88
Nov. 10	SOUTHEASTERN LOUISIANA (SECN+)	W, 86-71
Nov. 16	vs. Notre Dame* (ESPN2)	W, 83-59
Nov. 17	vs. St. Bonaventure* (ESPN2)	W, 77-60
Nov. 21	ALABAMA A&M (SECN+)	W, 84-54
Nov. 29	VIRGINIA TECH% (ESPN2)	W, 74-57
Dec. 3	at Appalachian State (ESPN2)	L, 64-69
Dec. 9	vs Indiana! (ESPN2)	W, 104-76
Dec. 13	vs. UNC Asheville \$ (SECN+)	W, 87-62
Dec. 17	USC (ESPN)	W, 91-75
Dec. 22	ALABAMA STATE (SECN+)	W, 82-62
Dec. 30	CHATTANOOGA (SECN)	W, 101-66
Jan. 2	PENN (SECN)	W, 88-68
Jan. 6	at Arkansas* (ESPN2)	W, 83-51
Jan. 9	TEXAS A&M* (ESPN2)	W, 66-55
Jan. 13	LSU* (SECN)	W, 93-78
Jan. 17	at Vanderbilt* (SECN)	W, 80-65
Jan. 20	#22/21 OLE MISS* (SECN)	W, 82-59
Jan. 24	at Alabama* (ESPN)	L, 75-79
Jan. 27	at Mississippi State* (SECN)	L, 58-64
Jan. 31	VANDERBILT* (ESPN2)	W, 81-54
Feb. 3	at Ole Miss* (SECN)	5 p.m.
Feb. 7	ALABAMA* (ESPN2)	6 p.m.
Feb. 10	at Florida* (SECN)	2:30 p.m.
Feb. 14	SOUTH CAROLINA* (SECN)	7:30 p.m.
Feb. 17	KENTUCKY* (ESPN)	5 p.m.
Feb. 24	at Georgia* (SECN)	5 p.m.
Feb. 28	at Tennessee* (ESPN2)	6 p.m.
Mar. 2	MISSISSIPPI STATE* (ESPN2/ESPNU)	3 p.m.
Mar. 5	at Missouri* (SECN)	8 p.m.
Mar. 9	GEORGIA* (SECN)	5:30 p.m.
Mar. 13-17	at SEC Championship (Nashville, Tenn.)	

All Times Listed Central Time Zone

\* Southeastern Conference game

+ Sanford Pentagon (Sioux Falls, S.D.)

^ Legends Classic (Brooklyn, N.Y.)

% ACC/SEC Challenge

! Holiday Hoopsgiving (Atlanta, Ga.)

\$ Rocket City Classic (Huntsville, Ala.)

## MEDIA INFORMATION

TV \_\_\_\_\_ SEC Network  
 Play-By-Play \_\_\_\_\_ Richard Cross  
 Color Analyst \_\_\_\_\_ Pat Bradley  
 Producer \_\_\_\_\_ Jim Holder

Radio \_\_\_\_\_ Auburn Sports Network  
 Play-By-Play \_\_\_\_\_ Andy Burcham  
 Color Analyst \_\_\_\_\_ Randall Dickey  
 Local \_\_\_\_\_ WGZZ 94.3 FM  
 Satellite \_\_\_\_\_ SiriusXM 162 or 191  
 Online \_\_\_\_\_ AuburnTigers.com || TuneIn App

Auburn SID Primary Contact \_\_\_\_\_ Marlene Navor  
 Cell Phone \_\_\_\_\_ 334-750-2381  
 E-Mail \_\_\_\_\_ mnavor@auburn.edu

## GAME

# 22

#16/16

### AUBURN (17-4, 6-2 SEC) VS. OLE MISS (18-3, 5-3 SEC)

Saturday, February 3, 2024 || 5:00 p.m. CT  
SJB Pavilion (9,500) || Oxford, Miss.

TV: SEC Network || Radio: Auburn Sports Network



AUBURN

AP Poll/Coaches Poll \_\_\_\_\_ #16/#16  
 2022-23 Record \_\_\_\_\_ 21-13, 10-8 SEC  
 Head Coach \_\_\_\_\_ Bruce Pearl  
 Career Record (Year) \_\_\_\_\_ 652-260 (29th)  
 Record at Auburn (Year) \_\_\_\_\_ 190-115 (10th)  
 Career Record vs. Ole Miss \_\_\_\_\_ 14-11

OLE MISS

AP Poll/Coaches Poll \_\_\_\_\_ RV/RV  
 2022-23 Record \_\_\_\_\_ 12-21, 3-15 SEC  
 Head Coach \_\_\_\_\_ Chris Beard  
 Career Record (Year) \_\_\_\_\_ 255-101 (12th)  
 Record at Ole Miss (Year) \_\_\_\_\_ 18-3 (1st)  
 Career Record vs. Auburn \_\_\_\_\_ 0-2

## Series History || Auburn Leads 82-64 || Last Meeting: W, 82-59, on Jan. 20, 2024, in Auburn, Ala.

» No. 16-ranked Auburn (17-4, 6-2 SEC) travels to Ole Miss (18-3, 5-3 SEC) for a Saturday tilt at SJB Pavilion in Oxford, Miss. The Tigers will be battle-tested in their next 10-game stretch of the regular season.

» This is second-straight road game for the Tigers to play in front of a sold out crowd. It is also the first time in the last three years since the COVID season to play Ole Miss in front of a sellout: announced attendance at Ole Miss on Jan. 10, 2023 (5,973) and announced attendance at Ole Miss on Jan. 15, 2022 (8,657).


» The capacity of SJB Pavilion is listed at 9,500. The Rebels played in front of school-record 10,630 crowd in its Tuesday win over Mississippi State.

» Ole Miss (13-0) and Auburn (11-0) are the only SEC teams that remain undefeated at home this season - one of three teams along with Alabama to remain unbeaten at home in league play at 4-0.

» The Rebels and Tigers are also two of 38 NCAA Division I remaining schools undefeated at home (two of 14 from the Power 6).

» In the first meeting between the two schools, Auburn held Ole Miss to a season low in points (59) and a 36.8 field-goal percentage, which is tied for their worst mark of the season (vs. Alabama State). The Tigers' defense also forced the Rebels into a season-high 17 turnovers. AU also shot 58.2 from the floor, which is the highest field-goal percentage of the season for an Ole Miss opponent.

## PROBABLE AUBURN STARTERS



1

**ADEN HOLLOWAY**  
 G • 6-1 • 178 • Fr.  
 Charlotte, N.C.

PPG 9.0  
 RPG 1.6  
 APG 3.1



12

**DENVER JONES**  
 G • 6-4 • 205 • Jr.  
 New Market, Ala.

PPG 7.7  
 RPG 2.0  
 APG 1.5



5

**CHRIS MOORE**  
 F • 6-6 • 220 • Sr.  
 West Memphis, Ark.

PPG 2.5  
 RPG 1.4  
 BPG 0.4



2

**JAYLIN WILLIAMS**  
 F • 6-8 • 245 • Gr.  
 Nahant, Ga.

PPG 12.5  
 RPG 5.2  
 BPG 0.5



4

**JOHNI BROOME**  
 F/C • 6-10 • 240 • Jr.  
 Plant City, Fla.

PPG 15.7  
 RPG 8.8  
 BPG 2.2

## OFF THE BENCH

No.	Pos.	Name	Ht.	Wt.	Year	PPG	RPG	Hometown
10	G/F	Chad Baker-Mazara	6-7	180	Jr.	9.1	3.0	Santo Domingo, DR
0	G	K.D. Johnson	6-0	190	Sr.	7.1	1.9	Atlanta, Ga.
3	G	Tre Donaldson	6-3	200	So.	7.0	2.7	Tallahassee, Fla.
44	C	Dylan Cardwell	6-11	255	Sr.	5.3	4.1	Augusta, Ga.
31	F	Chaney Johnson	6-7	220	Jr.	3.8	3.3	Alabaster, Ala.
24	G	Lior Berman	6-4	210	Gr.	1.6	1.3	Birmingham, Ala.
23	F	Addarin Scott	6-9	207	Jr.	0.5	0.5	Dallas, Texas

## UNIVERSITY INFORMATION

Location \_\_\_\_\_ Auburn, Ala.  
 Founded \_\_\_\_\_ 1856  
 Enrollment \_\_\_\_\_ 31,764  
 Nickname \_\_\_\_\_ Tigers  
 Colors \_\_\_\_\_ Burnt Orange and Navy Blue  
 Conference \_\_\_\_\_ Southeastern (SEC)

## ADMINISTRATION

President \_\_\_\_\_ Dr. Christopher B. Roberts  
 Director of Athletics \_\_\_\_\_ John Cohen  
 Athletics Phone \_\_\_\_\_ 855-282-2010

## COACHING STAFF

Head Coach \_\_\_\_\_ Bruce Pearl  
 Alma Mater \_\_\_\_\_ Boston College '82  
 Career Record \_\_\_\_\_ 652-260 (.715)  
 Seasons \_\_\_\_\_ 29  
 Record at Auburn \_\_\_\_\_ 190-115 (.623)  
 Seasons \_\_\_\_\_ 10  
 Associate Head Coach \_\_\_\_\_ Steven Pearl  
 Alma Mater \_\_\_\_\_ Tennessee '10  
 Assistant Coach \_\_\_\_\_ Ira Bowman  
 Alma Mater \_\_\_\_\_ Penn '96  
 Assistant Coach \_\_\_\_\_ Corey Williams  
 Alma Mater \_\_\_\_\_ Oklahoma State '02  
 Assistant Coach \_\_\_\_\_ Chad Prewett  
 Alma Mater \_\_\_\_\_ Troy State '94  
 Assistant Coach/Offensive Coordinator \_\_\_\_\_  
 \_\_\_\_\_ Mike Burgomaster  
 Alma Mater \_\_\_\_\_ Miami '16  
 Athletic Trainer \_\_\_\_\_ Clark Pearson  
 Alma Mater \_\_\_\_\_ Kentucky '96  
 Strength & Conditioning Coach \_\_\_\_\_ Damon Davis  
 Alma Mater \_\_\_\_\_ Western Illinois '03  
 Director of Player Development \_\_\_\_\_ Marquis Daniels  
 Alma Mater \_\_\_\_\_ Auburn '03  
 Director of Scouting & Recruiting \_\_\_\_\_ Ian Borders  
 Alma Mater \_\_\_\_\_ Louisville '07  
 Director of Operations \_\_\_\_\_ Maddux Jeffreys  
 Alma Mater \_\_\_\_\_ Auburn '20

## PROGRAM HISTORY

First Year of Basketball \_\_\_\_\_ 1905-06  
 All-Time Record \_\_\_\_\_ 1459-1249-1 (.539)  
 All-Time SEC Record \_\_\_\_\_ 653-772 (.458)  
 SEC Championships \_\_\_\_\_ 4  
 \_\_\_\_\_ (1960, 1999, 2018, 2022)  
 SEC Tournament Titles \_\_\_\_\_ 2 (1985, 2019)  
 NCAA Tournament Appearances \_\_\_\_\_ 12  
 NCAA Tournament Record \_\_\_\_\_ 19-12  
 All-Americans \_\_\_\_\_ 13  
 All-SEC Selections \_\_\_\_\_ 98

## TEAM INFORMATION

2022-23 Record \_\_\_\_\_ 21-13  
 SEC Record (Finish) \_\_\_\_\_ 10-8 (7th)  
 Associated Press Final Ranking \_\_\_\_\_ N/A  
 USA TODAY/Coaches Final Ranking \_\_\_\_\_ N/A  
 Letterwinners Returning/Lost \_\_\_\_\_ 11/7  
 Starters Returning/Lost \_\_\_\_\_ 2/3  
 Newcomers \_\_\_\_\_ 5

## ATHLETICS COMMUNICATIONS

Director (MBB Contact) \_\_\_\_\_ Marlene Navor  
 Alma Mater \_\_\_\_\_ Washington State '00  
 Cell \_\_\_\_\_ 334-750-2381  
 E-Mail \_\_\_\_\_ mnavor@auburn.edu

## A LOOK AT OLE MISS

» Graduate senior forward Allen Flanigan is the Rebels' second-leading scorer and leading rebounder averaging 15.0 points and 6.9 rebounds per game. Flanigan is also second on the team in assists and steals and tied for 2nd in blocks and 3rd in minutes played. Auburn held Flanigan to 10 pts on 3-of-10 FGs in 29 mins in the first meeting.

» The Rebels currently rank No. 6 nationally averaging 6.1 blocks per game. They are also in the Top 25 in 3PT% (18th, 38.5%) and assist-to-turnover ratio (25th, 1.52).

## INSIDE THE SERIES

» This is the 147th all-time meeting between Auburn and Ole Miss with the Tigers holding an 82-64 lead.

» Auburn has won five-straight in the series and is 9-4 in the last 13 games versus the Rebels. Ranked AU teams are 15-3 in the series.

» Auburn is looking to sweep Ole Miss in the home-and-home series for the 3rd-straight season and fifth time in the last 7 seasons after sweeping the Rebels in 2018, 2020, 2022 & 2023. Prior to 2018, AU had not swept Ole Miss since 2008.

## LAST SIX GAMES IN THE SERIES

Feb. 6, 2021	H	L, 84-86 (OT)
Jan. 15, 2022	A	W, 80-71
Feb. 23, 2022	H	W, 77-64
Jan. 10, 2023	A	W, 82-73
Feb. 22, 2023	H	W, 78-74
Jan. 20, 2024	H	W, 82-59

## TOP 10 ON THE ROAD

» Auburn wasn't the only AP Top 10-ranked team to be defeated on the road this season. Of the teams ranked in last week's Top 10 - most or all of their losses of the season have happened on the road including UConn (2), Purdue (2), Houston (2), Tennessee (2), Kentucky (2), Kansas (3), Auburn (3), Arizona (3) and Illinois (3).

» North Carolina was the only AP Top 10 squad with three losses at neutral sites only.

» According to stats research by Brandon Ramsey, AP Top 10 teams won games on the road against unranked opponents 59.8% in 2022-23 and 61.2% in 2021-22. Road wins are becoming much harder this season than ever before.

## Top 10 Ranking and School (Road Losses)

1. UConn (at Kansas and Seton Hall)
2. Purdue (at Northwestern and Nebraska)
3. North Carolina (at Georgia Tech)
4. Houston (at Iowa State and TCU)
5. Tennessee (at North Carolina and Mississippi State)
6. Kentucky (at Texas A&M and South Carolina)
7. Kansas (at UCF, West Virginia and Iowa State)
8. Auburn (at Appalachian State, Alabama and Mississippi State)
9. Arizona (at Stanford, Washington State and Oregon State)
10. Illinois (at Tennessee, Purdue and Northwestern)

## AUBURN IN KENPOM RANKINGS

» Auburn is No. 5 in the latest KenPom Rankings and one of five teams ranked in the Top 20 of KenPom's adjusted offensive efficiency and adjusted defensive efficiency.

» The last 21 national champions have all finished in the Top 39 in both offensive and defensive efficiency. Each of them have been in the Top 39 in offensive efficiency and the Top 22 in defensive efficiency. Historically, all but two have finished in the Top 20 in both categories.

Team	Offense	Defense
Houston	15	1
Purdue	1	17
Arizona	6	10
<b>Auburn</b>	<b>17</b>	<b>3</b>
North Carolina	19	4

## TOUGHEST HOME COURTS IN THE SEC

» Auburn's Neville Arena has been a rare place where league foes have won along with Kentucky's Rupp Arena, Arkansas' Bud Walton Arena and Tennessee's Thompson-Boling Arena.

» Only 28 SEC teams have come into Neville Arena and left with a win over the last nine-plus seasons since 2014-15. Texas A&M and Ole Miss have been the most successful having won five times each.

SEC vs. Kentucky at Rupp Arena - 12-72 (.143)

SEC vs. Arkansas at Bud Walton Arena - 25-60 (.294)

SEC vs. Tennessee at Thompson-Boling Arena - 25-59 (.298)

SEC vs. Auburn at Neville Arena - 28-56 (.333)

## PLAYER TO WATCH: DENVER JONES

» Junior guard Denver Jones scored a season-high 19 points on 6-of-11 field goals, a season-best 4-of-8 3-pointers and 3-of-4 foul shots against Vanderbilt on Wednesday night at Neville Arena.

» It was Jones' sixth game in double figures this season and his first in SEC play. He went over 1,100 career points on the night, finishing the game with 1,114 points to date.

» Coach Pearl has credited his defensive game as well as his offensive shooting as of late.



## BEST STARTS IN PROGRAM HISTORY

» For the fourth time in the last seven seasons, the Tigers have started the season 17-4 or better through 21 games. Auburn opened the 2021-22 season 19-1, started 18-2 in 2017-18 and 2019-20. This compares to just seven starts of at least 17-4 in the program's first 111 seasons.

### BEST 21-GAME STARTS

Season	Start
2021-22	20-1
1998-99	20-1
1927-28	20-1
2019-20	19-2
2017-18	19-2
1958-59	19-2
1999-00	18-3
1959-60	18-3
<b>2023-24</b>	<b>17-4</b>
1962-63	17-4
2022-23	16-5
2002-03	16-5
1961-62	16-5
1953-54	16-5
1949-50	16-5
1938-39	16-5

### BEST 22-GAME STARTS

Season	Start
2021-22	21-1
1998-99	21-1
2019-20	20-2
2017-18	20-2
1958-59	20-2
1927-28	20-2
1999-2000	19-3
1959-60	19-3
1962-63	18-4
2022-23	17-5
2002-03	17-5
1961-62	17-5

## HOLD THE WHISTLE

» The Vanderbilt game on Jan. 17, snapped a string of six games where Auburn had been called for no more than 15 fouls in five of those games. Against the Commodores, Auburn was whistled for 22 fouls.

» In its last four games, Auburn was whistled for 17 fouls against Ole Miss, 20 fouls at Alabama, 16 fouls at Mississippi State and 21 fouls against Vanderbilt.

» The Tigers' six lowest foul totals of the season had all come in the previous eight games prior to traveling to Vanderbilt, during which they were whistled for 15.4 fouls per game including a season-low 11 fouls in their win over Penn on Jan. 2. Auburn has averaged 19.2 fouls over the last five games.

» The Tigers previously set a season low in fouls committed with 16 against UNC Asheville and later 13 versus Alabama State and Chattanooga.

» In eight SEC games, the Tigers have been called for an average of 17.9 fouls including 18.0 in their two conference losses. AU was whistled for 14 fouls at Arkansas, 15 fouls against Texas A&M, 18 fouls against LSU and 17 fouls against Ole Miss.

» AU has been called for 17.5 fouls in its 17 wins compared to 22.0 fouls in its four losses.

## SELLING OUT NEVILLE ARENA

» Auburn is one of only 15 NCAA Division I teams at or above 100 percent capacity crowds for the season next to UConn, Dayton, Duke, FAU, Gonzaga, Houston, Kansas, Michigan State, Penn State, Purdue, Rutgers, St. John's, Villanova and Xavier.

» A ticket to Neville Arena is a hard one to come by as season tickets have been sold out every year under Bruce Pearl.

» The Tigers have sold out the last 50-consecutive games at Neville Arena.

## RANKED TEAMS AT NEVILLE ARENA

» Auburn is 7-1 against ranked teams in Neville Arena (2010-Present). The Tigers have won their last six-consecutive home meetings between ranked teams.

Date	Opponent	AU Rank/Opponent Rank	Result
11/9/18	Washington	11/25	W, 88-66
1/19/19	Kentucky	14/12	L, 80-82
2/1/20	Kentucky	17/13	W, 75-66
2/8/20	LSU	11/18	W, 91-90 (OT)
12/29/21	LSU	11/16	W, 70-55
1/22/22	Kentucky	2/12	W, 80-71
1/7/23	Arkansas	20/13	W, 72-59
<b>1/20/24</b>	<b>Ole Miss</b>	<b>13/22</b>	<b>W, 82-59</b>

## WELCOME TO THE JUNGLE

» Auburn has won its last 14-straight games at Neville Arena, which is the seventh-longest home-court win streak in program history.

» It is the Tigers' longest home-court win streak since winning 28-straight games at Neville Arena from Feb. 27, 2021, to Jan. 14, 2023.

» Five of Auburn's 11 longest home-court winning streaks in program history have occurred after the final home game of the 2016-17 season.

## LONGEST HOME-COURT WINNING STREAKS IN AUBURN HISTORY

Streak	Started/Ended
36	W, Georgia Tech on 1/26/1957 to L, Mississippi State on 1/7/1961
30	W, Southern Miss on 3/11/1998 to L, #12 LSU on 3/1/2000
28	W, #25 Tennessee on 2/27/21 to L, Texas A&M on 1/25/2023
19	W, Arkansas on 2/20/2019 to L, Texas A&M on 3/4/2020
17	W, Miss State during 1926-27 season to L, Ole Miss during 1927-28 season
15	W, Georgia Tech on 2/27/1974 to L, Alabama on 1/10/1976
<b>14</b>	<b>W, Missouri on 2/14/2023 to Present</b>
13	W, Missouri on 3/4/2017 to L, Texas A&M on 2/7/2018
12	W, Kentucky on 2/14/2018 to L, #12 Kentucky on 1/19/2019

## MAKING HISTORY

» For the first time in program history, Auburn claimed road wins at Arkansas and Vanderbilt during the same season.

» The Tigers handed Arkansas its largest loss in the history of Bud Walton Arena with an 83-51 victory over the Razorbacks in the SEC opener on Jan. 6.

» Auburn's 15-point win at Vanderbilt on Jan. 17, was its second-largest margin of victory at Vanderbilt all-time and the Tigers' largest win in Nashville since a 27-7 victory (+20) on Jan. 28, 1921, in the very first game of the series.

## MAKING EVERY SHOT COUNT

» After shooting 71.4 percent (15-of-21) from the free-throw line against Vanderbilt, Auburn is shooting 240-of-297 (80.8%) over its last 14 games. The hot streak has seen the Tigers rise to third in the SEC with a 76.5 free-throw percentage for the season.

» Of the 10 players averaging at least 14.7 minutes per game, seven of them are shooting at least 77.5 percent from the free-throw line. Auburn is leading the SEC shooting 81.4 percent (127-of-156) from the foul line in SEC play. The Tigers are also shooting 310-of-398 (77.9%) in its 17 wins compared to 54-of-78 (69.2%) in its four losses. That's an average of 18.2-of-23.4 in wins compared to 13.5-of-19.5 in losses.

» The Tigers have shot 495-of-1035 (47.8%) from the floor in their 17 wins compared to 40.1 percent (101-of-252) in their four losses. AU is third in the SEC with a 46.3 field-goal percentage for the season.

» Additionally, they shot 96-of-263 (36.5%) from long range during their 11-game winning streak compared to 11-of-49 (22.4%) in their last two games and 48-of-162 (29.6%) in the first seven games. Five of Auburn's six games this season with double-digit 3-point field goals have come during the winning streak including consecutive games against Chattanooga and Penn where the Tigers combined to make 23 3-pointers, compared to just one such game in the first seven contests of the season.

» Auburn made 12 3-point field goals against Penn, including a season-high 10 in the first half. The Tigers have shot 142-of-405 (35.1%) from deep in their 17 wins and 23-of-95 (24.2%) in their four losses.

## TIGERS BREAK THE CENTURY MARK AGAIN

» Auburn's 101-point performance against Chattanooga was the Tigers' second time scoring 100 points in a game this season, after scoring 104 points against Indiana on Dec. 9 in Atlanta.

» It marked the first time Auburn has scored 100 points in two regulation games in the same season since the 2018-19 season when the Tigers scored 101 points against South Alabama and 103 points against Mississippi College. Auburn had two 100-point games during the 2021-22 season including a 109-point effort in a double-overtime game against UConn and a 100-point performance against Alabama.

» The last time AU had at least three 100-point games in a season was the 1999-00 season when the Tigers scored 100 points against Arkansas-Pine Bluff, 109 points vs. Puerto Rico-Mayaguez and 100 points vs. Stony Brook.

» Auburn joins Alabama and Kentucky as the only SEC teams with multiple 100-point games this season.

## CLEANING THE GLASS

» Auburn is sixth in the SEC and No. 65 nationally with a +4.48 rebounding margin this season. The Tigers outrebounded Arkansas, 46-32, in the SEC opener. The +14 rebounding margin against the Razorbacks tied the seventh-best mark in an SEC game in Bruce Pearl's 10 seasons on The Plains.

» The Tigers are 11-1 when they have outrebounded their opponent this season. They have a +5.8 rebounding margin in their 17 wins and a -1.0 rebounding margin in their four losses.

» Additionally, the Tigers have matched their opponent on the boards twice against Baylor and Notre Dame. Auburn ranks 35th nationally with a 32.9 offensive rebounding percentage and 56th with a 53.0 total rebounding percentage, per teamrankings.com.

### Auburn's best rebounding margins in an SEC game under Bruce Pearl

Date	Opponent	AU Reb/Opp Reb	Reb Margin
Feb. 14, 2023	Missouri	48/26	+22
Feb. 8, 2022	Arkansas	60/42	+18
Feb. 4, 2020	Arkansas	44/27	+17
Jan. 16, 2019	Texas A&M	50/33	+17
March 7, 2020	Tennessee	42/26	+16
Feb. 12, 2020	Alabama	60/44	+16
<b>Jan. 6, 2024</b>	<b>Arkansas</b>	<b>46/32</b>	<b>+14</b>
Feb. 1, 2020	Kentucky	42/28	+14
Jan. 27, 2018	LSU	38/24	+14

### 3-POINT DEFENSE

» Auburn is second in the SEC in three-point field goal percentage defense, allowing opponents to shoot only 29.1 percent from behind the arc this season.

» In SEC play, the Tigers are first in the league holding opponents to 27.8 percent shooting from deep. They are second in the conference giving up 5.9 3-pointers per game. Auburn has held six of its first eight SEC opponents, and 10 opponents overall, to under 30 percent shooting from long range.

» AU has held opponents to just 94-of-349 (26.9 percent) shooting from deep in its 17 wins, an average of 5.53 3-pointers per game. The Tigers have held two opponents to their season-low in 3-pointers made to date – 2 by Notre Dame and 3 by St. Bonaventure.

### DEFENSE, TIGERS, DEFENSE

» Auburn is second in the SEC forcing 13.95 turnovers per game. The Tigers are even better in SEC play having forced a SEC-best average of 14.50 turnovers in their first eight conference games. Auburn forced Texas A&M into 19 turnovers, which is still a season high for the Aggies and also the most the Tigers have forced in a game this season.

» The Tigers forced 16 turnovers against LSU, and scored 24 points off those turnovers, which is their second-most points scored off turnovers this season (30 vs. Virginia Tech). They also forced 13 turnovers in their SEC opener at Arkansas.

» Most recently, Auburn held Ole Miss to season-lows in points (59) and first-half points (27) on Jan. 20.

» Auburn held Texas A&M to a season-low 22 first-half points. The Aggies' previous low was 23 points in the first half against No. 3-ranked Houston.

» The Tigers' defense also held Texas A&M without a field goal over the final 9:15 of regulation as the Aggies missed their last 10 field-goal attempts.

» AU held Texas A&M to a 29.0 field-goal percentage, which was the lowest the Tigers have held an SEC opponent to from the floor, since holding Tennessee to 27.0 percent shooting in Knoxville last season.

» Auburn held Mississippi State to a season-low 21 first-half points. The Bulldogs' previous low was 26 points at Georgia Tech.

#### Fewest points Auburn has held an SEC opponent to under Bruce Pearl

Date	Opponent	Points
Feb. 4, 2023	Tennessee	46
Jan. 18, 2023	LSU	49
<b>Jan. 6, 2024</b>	<b>Arkansas</b>	<b>51</b>
Feb. 16, 2019	Vanderbilt	53
Jan. 25, 2022	Missouri	54
Jan. 9, 2024	Texas A&M	55
Dec. 29, 2021	LSU	55

### DOMINATING THE PAINT

» Auburn scored a season-high 52 points in the paint against Chattanooga on Dec. 30. The Tigers have scored at least 40 points in the paint in nine of its last 17 games including two games of at least 50 paint points, after scoring 50 points in the paint against UNC Asheville, 40 paint points against Alabama A&M and 42 paint points against Virginia Tech, Appalachian State, USC and Ole Miss.

» For the season, Auburn is averaging 37.4 points per game in the paint, which is 45.3 percent of the Tigers' total points. They have outscored their opponent in the paint in 19-of-21 games this season and were even with St. Bonaventure in paint points in the other game. Auburn is +222 (10.6 ppg) on points in the paint for the season including +30 (48-18) in its SEC opener at Arkansas. The Tigers are outscoring SEC opponents by 9.0 points in the paint per game.

» Auburn set a season high with 26 fast break points in its last game against LSU, topping the previous high of 23 fast break points against UNC Asheville. The Tigers scored a season-best 51 bench points versus the UNC Asheville Bulldogs. The Tigers' previous season highs were 49 bench points against Alabama A&M and 20 fast-break points against Alabama A&M and Indiana.

## TIGERS PICK UP RARE ROAD WIN

» Auburn's 32-point victory at Arkansas tied for the second-largest margin of victory in an SEC road game in program history next to a 64-32 victory at Sewanee on Jan. 13, 1940, and only two points behind a 92-58 win at Tulane on Jan. 11, 1966. Additionally, the win tied for the seventh-largest overall road win in school history. It was the largest since an 87-52 win at Alabama A&M on Dec. 1, 2009.

» On the flip side, the 32-point loss was Arkansas' largest defeat in the 31-year history of Bud Walton Arena (449 total games, 80th win all-time in the venue's history), topping a 30-point loss to Florida in 2012. It was Auburn's largest win in the 60-game series, surpassing the Tigers' 101-76 victory in Auburn in 1996. The Tigers' previous largest victory at Bud Walton Arena was 73-51 (+22) in 2009.

### LARGEST SEC ROAD WINS IN PROGRAM HISTORY

Date	Opponent	Score	Margin
Jan. 11, 1966	Tulane	92-58	34
<b>Jan. 6 2024</b>	<b>Arkansas</b>	<b>83-51</b>	<b>32</b>
Jan. 13, 1940	Sewanee	64-32	32

### LARGEST ROAD WINS IN PROGRAM HISTORY

Date	Opponent	Score	Margin
Dec. 20, 1999	Puerto Rico-Mayaguez	109-52	57
Dec. 16, 1976	VCU	109-59	50
1919-20	Clemson	60-12	48
Dec. 28, 1996	Florida A&M	95-57	38
Dec. 1, 2009	Alabama A&M	87-52	35
Jan. 11, 1966	Tulane	92-58	34
<b>Jan. 6 2024</b>	<b>Arkansas</b>	<b>83-51</b>	<b>32</b>
Jan. 13, 1940	Sewanee	64-32	32
Nov. 19, 2007	Charleston Southern	89-59	30
Dec. 20, 2002	Puerto Rico-Mayaguez	94-64	30
Dec. 30, 1995	Florida A&M	84-54	30
Nov. 30, 1951	Howard	69-39	30
1919-20	West Point Athletic Club	38-8	30

## PEARL AMONG THE BEST OF THE BEST

» Bruce Pearl ranks No. 13 among active NCAA Division I coaches in career wins (652), third among active SEC men's basketball coaches. He also ranks No. 19 among active NCAA All-Division coaches in career wins (652) and No. 8 all-time among winningest SEC coaches with 335 career wins (UT and AU combined).

### MOST OVERALL COLLEGIATE HEAD COACHING WINS AMONG ACTIVE SEC COACHES

Coach	School	Wins
John Calipari	Kentucky	805
Rick Barnes	Tennessee	794
<b>Bruce Pearl</b>	<b>Auburn</b>	<b>652</b>
Buzz Williams	Texas A&M	339
Mike White	Florida	273

Coach	School	Wins
John Calipari	Kentucky	402
<b>Bruce Pearl</b>	<b>Auburn</b>	<b>335</b>
Rick Barnes	Tennessee	190
Mike White	Georgia	172
Nate Oats	Alabama	107

### MOST WINS IN SEC GAMES AMONG ACTIVE SEC COACHES

Coach	School	Wins
John Calipari	Kentucky	190
<b>Bruce Pearl</b>	<b>Auburn</b>	<b>148</b>
Rick Barnes	Tennessee	91
Mike White	Georgia	82
Nate Oats	Alabama	56



## PRODUCING ON BOTH ENDS OF THE FLOOR

- » Auburn, which is fourth in the SEC and No. 27 nationally in scoring offense at 81.95 points per game, and second in scoring defense and No. 38 nationally at 65.33 points per game, is the only team that ranks in the Top 4 in the league in both categories.
- » In its last game, Auburn held Vanderbilt to 54 points, meaning three of Auburn's lowest points totals allowed in an SEC game under Pearl have come in the first eight league games this season.
- » The Tigers, who have won all 17 of their victories by at least 11 points, are the only team in the country who has 16 wins by at least 15 points, which is three more than any other team nationally.
- » The Tigers have held four of their first eight SEC opponents to under 60 points, which is already tied for the second-most SEC games holding an opponent under 60 points in Coach Pearl's 10 seasons.
- » Arkansas' 51 points in the SEC opener are the third-fewest points Auburn has held an SEC opponent to under Bruce Pearl, while Texas A&M's 55 points are tied for fifth most. It was the first time Auburn has held consecutive SEC opponents to under 60 points since holding Vanderbilt to 53 points on Feb. 16 and Arkansas to 56 points on Feb. 20 in 2019.
- » AU leads the SEC and is No. 8 nationally with a scoring margin of +16.6. The Tigers are also tied with Purdue for the second in the country with a +12.2 scoring margin in the first half, just 1.0 points behind Houston for the best mark. The Tigers have led by at least 20 points at halftime four times this season including against LSU (51-34), at Vanderbilt (41-24) by 17 and Ole Miss (46-27).
- » The Tigers have the third-highest scoring offense and second-best scoring defense through 21 games in Bruce Pearl's tenure on The Plains.

### Year-By-Year Scoring Offense Under Pearl (through 21 games under Bruce Pearl)

2014-15: 66.7  
 2015-16: 74.1  
 2016-17: 79.0  
 2017-18: 86.0  
 2018-19: 84.2  
 2019-20: 79.0  
 2020-21: 78.8  
 2021-22: 79.7  
 2022-23: 72.4  
 2023-24: 82.0

### Year-By-Year Scoring Defense Under Pearl (through 21 games under Bruce Pearl)

2014-15: 67.8  
 2015-16: 78.1  
 2016-17: 76.6  
 2017-18: 72.3  
 2018-19: 68.5  
 2019-20: 68.4  
 2020-21: 75.8  
 2021-22: 65.4  
 2022-23: 64.2  
 2023-24: 65.3

## AUBURN VS. RANKED TEAMS

- » Auburn is 19-27 all-time against ranked opponents during the Bruce Pearl Era. However, the Tigers have won 15 of their last 26 games against ranked opponents.
- » The Tigers are 13-13 against ranked opponents in Neville Arena. They have won nine of their last 10 home games against ranked opponents and are 12-6 at against ranked opponents at Neville Arena under Coach Pearl.

## SHARING THE ROCK

» Auburn ranks No. 12 nationally and first in the SEC averaging 18.0 assists per game. The Tigers also are second in the league and No. 12 in the country with a 1.70 assist-to-turnover ratio. They have recorded at least 18 assists in 14 games, including their first five games this season, and have dished out at least 17 assists in all but six games.

» Floor general Aden Holloway is dishing out 3.10 assists per game. Back-up point guard Tre Donaldson leads Auburn and ranks 13th in the SEC (3.38 apg). Donaldson has scored in double figures six times over his last 15 games.

» Auburn recorded a season-high 25 assists, which was its most since dishing out 26 assists versus Nebraska in its 2021 Holiday Hoopsgiving game, against Indiana on Dec. 9 in Atlanta. Eight Tigers had at least one assist against the Hoosiers.

» In the Bruce Pearl Era, his 2019-20 squad dished out 27 assists versus CSUN on Nov. 15, 2019. The school record for most assists in a single game is 33 against Troy in 1991 and versus LSU in 1994.

### Teams with 19+ assists in 11+ games this season

Purdue (13)

**Auburn**

BYU

Kansas

### Teams with 18+ assists in 14+ games this season

Kansas (16)

**Auburn**

Purdue

### Teams with 17+ assists in 15+ games this season

Kansas (19)

**Auburn**

Purdue

Samford

## WILLIAMS SEC LEADER IN FIELD-GOAL PERCENTAGE IN LEAGUE PLAY

» Jaylin Williams made all 12 of his shots in Auburn's win at Vanderbilt. He was 7-of-7 from the floor, 2-of-2 from 3-point range and 5-of-5 from the free-throw line for 21 points against the Commodores. He added eight rebounds, three assists, one block and one steal on the night.

» Williams scored 17 points in the first half on 5-of-5 shooting from the floor, including a pair of 3-pointers, and went 5-of-5 from the free-throw line. It marked a career high for points in the first half, topping his previous high of 16 points at Ole Miss in 2021.

» It was his second perfect shooting game of the season after he went 9-of-9 from the floor, 2-of-2 from deep and 1-of-1 from the free-throw line against Chattanooga. That performance put him one made field goal away from tying Charles Barkley's school record for the most made field goals without a miss when he went 10-of-10 against Georgia on Jan. 22, 1983.

» He scored another 21 points in the second meeting with Vanderbilt on Wednesday night. Williams was 7-of-9 from the floor, 3-of-4 from 3-point range and 4-of-6 from the free-throw line. In addition, he added four assists, two rebounds and one steal in the victory. Williams averaged 21.0 points on 14-of-16 field goals, 5-of-6 3-pointers and 9-of-11 to go with 5.0 rebounds, 3.5 assists and 1.0 steals in two games versus the Commodores this season.

» Williams has six 20-point games over his last 14 games, during which he is averaging 14.9 points on 63.9 percent shooting from the floor, 46.2 from 3-point range and 81.3 from the free-throw line. His six 20-point games over that stretch are two more than he had in his first 114 career games.

» In SEC play, Williams is 17th in the league with 14.25 points to go with 5.6 rebounds. He leads the league with a 62.5 field-goal percentage. In SEC games, he is also shooting 82.8 percent from the free-throw line, which is 12th in the SEC, and 47.6 percent from deep.

» Williams is one of four NCAA Division I players with multiple games of 7-of-7 or better from the field this season and one of eight players to have such a game against a power conference opponent.

## FRESHMAN PHENOM

» Freshman phenom Aden Holloway has made a 3-pointer in 17-of-21 games this season including a streak of 11-straight contests, which ended at Alabama on Jan. 24. Auburn is 15-2 when Holloway makes a 3-pointer.

» Over his last 17 games, he has totaled 48 assists and just 14 turnovers for a 3.43 assist-to-turnover ratio. He has more assists than turnovers in all but four games this season. Holloway had an even assist-to-turnover ratio in three other contests.

» Holloway has eight double-figure scoring games and four games with four-plus 3-pointers this season. He is tied for 20th nationally and second among all NCAA Division I freshmen and third among all SEC players with a 3.10 assist-to-turnover ratio. Additionally, he is tied for 14th in the SEC in 3-pointers made per game at 1.95.

» In 13 games against power conference opponents, Holloway is shooting 28-of-77 (36.4%) from 3-point range.

» Holloway became the 15th different freshman to start a game for Auburn in Bruce Pearl's 10 seasons as the Tigers' head coach. Auburn is 15-2 with Holloway in the starting lineup. Jabari Smith leads all Auburn freshmen under Pearl with 34 starts in 2021-22. The group has combined to start 273 games.



### Freshman Starters Under Bruce Pearl

Player	Season	Starts
Jabari Smith	2021-22	34
Mustapha Heron	2016-17	32
Jared Harper	2016-17	30
Isaac Okoro	2019-20	28
JT Thor	2020-21	27
Danjel Purifoy	2016-17	25
Austin Wiley	2016-17	22
Horace Spencer	2015-16	18
<b>Aden Holloway</b>	<b>2023-24</b>	<b>17</b>
Sharife Cooper	2020-21	12
Bryce Brown	2015-16	11
Justin Powell	2020-21	7
TJ Lang	2014-15	6
Allen Flanigan	2019-20	3
Anfernee McLemore	2016-17	1

### Freshman Starts By Season Under Pearl

Season	Starts
2014-15	6
2015-16	29
2016-17	110
2017-18	0
2018-19	0
2019-20	31
2020-21	46
2021-22	34
2022-23	0
<b>2023-24</b>	<b>17</b>

### Most 3-pointers made by a freshman in Auburn History

Player	Season	3PT FGM
1. Jabari Smith	2021-22	79
2. Bryce Brown	2015-16	78
3. Ronnie Battle	1989-90	64
4. Toney Douglas	2004-05	62
5. Danjel Purifoy	2016-17	59
6. Daymeon Fishback	1996-97	57
7. Jared Harper	2016-17	54
8. Scott Pohlman	1997-98	53
9. Mustapha Heron	2016-17	44
10. Tahj Shamsid-Deen	2013-14	43
-- <b>Aden Holloway</b>	<b>2023-24</b>	<b>41</b>

## WILLIAMS WINNINGEST PLAYER IN PROGRAM HISTORY

» After graduating with a bachelor's degree in kinesiology in May, Jaylin Williams chose to come back for his fifth and final year on The Plains. Last season, he was the team's third-leading scorer (11.2 ppg) and third-leading rebounder (4.7 rpg) in 2022-23.

» With the Tigers' win over Southeastern Louisiana on Nov. 10 at Neville Arena, Williams became the winningest player in program history with 88 career (and now 104) victories to date. He was previously tied with former Tigers Allen Flanagan (2019-23), Anfernee McLemore (2016-20) and Scott Pohlman (1997-2001).

» Entering the season with 107 career games played, he needs to appear in 20 games this season to crack Auburn's career games played list and is now six games (128) behind Frankie Sullivan's record of 134 games played from 2009-13.

### ALL-TIME WINNINGEST AUBURN PLAYERS (minimum 90 career games played)

<b>1. Jaylin Williams (2019-Present)</b>	<b>104</b>
2T. Allen Flanagan (2019-23)	87
2T. Anfernee McLemore (2016-20)	87
2T. Scott Pohlman (1997-01)	87
5T. Doc Robinson (1996-00)	85
5T. Daymeon Fishback (1996-00)	85
5T. Mamadou N'Diaye (1996-00)	85
8. Mack McGadney (1998-02)	83
9. Chuck Person (1982-86)	79
10. Marquis Daniels (1999-03)	76

## DOMINATING NON-CONFERENCE FOES

» Auburn owns an 95-25 (.792) winning record in regular-season games against non-conference opponents under Coach Pearl. The Tigers lead the SEC, with a .853 winning percentage (81-14 record) in regular-season non-conference games over the last seven-plus seasons.

Team	2016-17	2017-18	2018-19	2019-20	2020-21	2021-22	2022-23	2023-24	Total
<b>Auburn</b>	<b>6-2</b>	<b>12-1</b>	<b>11-2</b>	<b>13-0</b>	<b>6-3</b>	<b>12-1</b>	<b>10-3</b>	<b>11-2</b>	<b>81-14 (.853)</b>
Arkansas	11-2	11-2	9-4	12-1	12-3	11-2	11-2	9-4	86-20 (.811)
Miss. State	9-3	12-1	12-1	9-4	10-5	9-4	12-1	11-2	84-21 (.800)
Tennessee	8-5	10-2	12-1	8-5	8-2	9-3	11-2	10-3	76-23 (.768)
Kentucky	10-3	11-2	11-2	10-3	1-7	11-2	9-4	10-2	73-25 (.745)
LSU	8-4	9-3	10-3	9-4	8-4	12-1	11-2	8-5	75-26 (.743)
Georgia	9-4	9-3	9-4	10-3	7-1	5-8	10-3	10-3	69-29 (.704)
Ole Miss	9-4	7-6	10-3	9-4	6-4	9-4	8-5	13-0	71-30 (.703)
Texas A&M	8-4	11-2	7-5	6-6	6-2	11-2	8-5	9-4	66-30 (.688)
Florida	10-3	9-4	8-5	8-5	6-3	10-3	7-6	10-3	68-32 (.680)
Alabama	7-5	9-4	9-4	8-5	10-5	10-3	10-3	8-5	71-34 (.676)
Missouri	5-7	10-3	9-3	8-5	8-2	6-7	12-1	8-5	66-33 (.667)
South Carolina	10-3	9-4	5-8	8-5	2-3	9-3	7-6	12-1	62-33 (.653)
Vanderbilt	7-6	6-7	9-4	8-5	6-3	8-4	7-6	4-8	56-43 (.566)

### Year-by-Year Regular-Season Record vs. Non-Conference Opponents Under Bruce Pearl

2014-15	8-5
2015-16	6-6
2016-17	6-2
2017-18	12-1
2018-19	11-2
2019-20	13-0
2020-21	6-3
2021-22	12-1
2022-23	10-3
2023-24	11-2
<b>Totals</b>	<b>95-25 (.792)</b>

## FIVE 1,000-CAREER POINT SCORERS

» Auburn is amongst elite company with five 1,000 point scorers on its roster this season. The NCAA compiles a comprehensive list of teams who have multiple 1,000-point scorers on the roster including those who played at any NCAA institution (Division I, II and III) or at the junior college level.

» St. John's (N.Y.) currently boasts six 1,000 point scorers on its roster, while TCU and Auburn are tied for second most in the country with 5. Conference foe Missouri also has five on its roster, but two players carried over career points from their respective JUCO careers.

» K.D. Johnson (Georgia-Auburn combined) and Jaylin Williams both entered the 1,000 Career Point Club against Alabama State on Dec. 22 and have tabulated 1,075 and 1,146 career points to date. Johni Broome (1,781), Chaney Johnson (1,275) and Denver Jones (1,114) reached that same milestone in their combined Morehead State-Auburn, UAH-Auburn and FIU-Auburn careers respectively.

» Williams became the 39th player in program history to gain entrance into the 1,000-Career Point Club – the first in five years since Bryce Brown (8th, 1,673) and Jared Harper (13th, 1,227) did so during their senior campaigns that ended in the 2019 national semifinals. He needs 50 points to move into the Top 25.

## 2024 SIGNING CLASS

The Tigers signed two top recruits in the early signing period - five-star Tahaad Pettiford and Jahki Howard.

Rated the No. 2 point guard and No. 21 overall player in the Class of 2024 by 247 Sports, Pettiford played AAU basketball for New Heights Lightning on the EYBL circuit, shooting 33.5 percent from the 3-point line and averaging 13.3 points per game. He burst onto the scene over the summer as one of the best scoring guards in the country.

One of the most athletic players in his class, Howard is a four-star recruit rated No. 85 overall and No. 20 at his position by 247 Sports. Known as the best dunker in high school basketball going viral on social media, he is currently averaging 15.9 points, 5.3 rebounds, 1.4 assists, 1.9 steals and 0.5 blocks per game in the preseason for Overtime Elite.

### Tahaad Pettiford, G, 5-10, 175, Jersey City, N.J. (Hudson Catholic Regional High School)

"Tahaad is a very unique player. He is a gifted scorer with an unlimited range. Instant offense. He has tremendous speed, quickness and athletic jumping ability. Tahaad is a very tough cover and uses that athleticism to be a pest defensively. (Assistant Coach) Ira Bowman did a tremendous job of identifying Tahaad very early on in the recruiting process and developed a close, trusting relationship. Tahaad will have a Pied Piper effect on our program. Guys will want to play with him." - Head Coach Bruce Pearl

### Jahki Howard, F, 6-6, 185, Boston, Mass. (Overtime Elite)

"Jahki is one of the most underrated prospects in the 2024 class. We've been watching and recruiting him since his freshman year - seeing so much growth, maturity and commitment to becoming great. His basketball IQ, his athleticism and his motor make him a great fit for our program." - Head Coach Bruce Pearl

## ON BOARD

» Junior transfer Chaney Johnson pulled down 11 rebounds off the bench against Southeastern Louisiana on Nov. 10. He is the ninth player in Bruce Pearl's 10 seasons at Auburn to grab at least 11 boards in a game as a reserve and the first since Jaylin Williams had 11 rebounds versus Texas A&M on Feb. 12, 2022. For the season, Johnson is fourth on the team averaging 3.5 boards per game.

Date	Player	Opponent	Rebounds
Nov. 14, 2018	Horace Spencer	Mississippi College	17
Nov. 29, 2017	Anfernee McLemore	Dayton	13
Dec. 22, 2015	Cinmeon Bowers	New Mexico	12
Feb. 27, 2016	Tyler Harris	Alabama	12
Nov. 26, 2020	Jaylin Williams	Saint Joesph's	11
March 5, 2016	Cinmeon Bowers	Mississippi State	11
Jan. 31, 2017	Anfernee McLemore	Tennessee	11
Feb. 12, 2022	Jaylin Williams	Texas A&M	11
<b>Nov. 10, 2023</b>	<b>Chaney Johnson</b>	<b>Southeastern Louisiana</b>	<b>11</b>

## NOT NEW KIDS ON THE BLOCK

» Senior center Dylan Cardwell tied a career high with a game-high five blocks against LSU on Jan. 13 and Baylor on Nov. 7, the most blocks by an Auburn player this season next to Johni Broome's 10 at Alabama on Jan. 24. Cardwell previously set his career high against South Florida and George Mason in 2022. He is currently fourth in the SEC averaging 1.43 blocks per game.

» Auburn is the only SEC team with two of the Top 8 shot blockers in the league. The Tigers matched their season-high of 10 shots in the season opener versus Baylor at Alabama.

» AU has blocked at least five shots in 18-of-21 games this season, including the last 13 games, and is 15-3 in those games.

» Johni Broome has blocked a shot in 15 of the last 16 games including 10-straight games from Nov. 29-Jan. 9. That stretch also includes 12 multi-block games during that time. He is second in the SEC averaging 2.24 blocks per game this season.

## ELITE IN THE SEC

» Auburn leads the SEC with 160 victories over the last six-plus seasons. The Tigers have also won the second-most SEC Championship titles (3) and second-most NCAA Tournament games (7) in that span behind Alabama's four titles and Arkansas' eight NCAA Tournament victories.

Team	2017-18	2018-19	2019-20	2020-21	2021-22	2022-23	2023-24	Total
<b>Auburn</b>	<b>26-8</b>	<b>30-10</b>	<b>25-6</b>	<b>13-14</b>	<b>28-6</b>	<b>21-13</b>	<b>17-4</b>	<b>160-61</b>
Tennessee	26-9	31-6	17-14	18-9	27-8	25-11	15-4	159-61
Kentucky	26-11	30-7	25-6	9-16	28-8	22-12	15-5	155-65
Arkansas	23-12	18-16	20-12	25-7	28-9	22-14	11-10	147-80
Alabama	20-16	18-16	16-15	26-7	19-14	31-6	15-6	145-80
Mississippi State	25-12	23-11	20-11	18-15	18-16	21-13	14-6	139-84
LSU	18-15	28-7	21-10	19-10	22-12	14-19	11-9	133-82
Florida	21-13	20-16	19-12	15-10	20-14	16-17	15-6	126-88
Texas A&M	22-13	14-18	16-14	8-10	27-13	25-10	12-8	124-86
Missouri	20-13	15-17	15-16	16-10	12-21	25-10	8-13	111-100
Ole Miss	12-20	20-13	15-17	16-12	13-19	12-21	17-3	105-105
South Carolina	17-16	16-16	18-13	6-15	19-13	11-21	16-3	103-97
Georgia	18-15	11-21	16-16	14-12	6-26	16-16	14-7	95-113
Vanderbilt	12-20	9-23	11-21	9-16	19-17	22-15	5-15	87-127

## PEARL MOVING UP IN CAREER COACHING WINS AT AUBURN

» Auburn's win over UNC Asheville in Huntsville on Dec. 13 was Bruce Pearl's 900th career game overall and 180th victory at Auburn. After the Tigers beat LSU on Jan. 13, he moved into second on Auburn's all-time career coaching wins list ahead of former head coach Cliff Ellis, who went 186-125 from 1994-95 to 2003-04.

» Pearl is in his 10th season as Auburn's head coach with a 190-114 record on The Plains. In the team's season opener, he surpassed Sonny Smith, who led Auburn to a 173-154 mark in 11 seasons from 1978-89, for third all-time in program history. Joel Eaves leads the way with 213 wins from 1949-63.

COACH	SEASONS	YEARS	RECORD
1. Joel Eaves	14	1949-50 to 1962-63	213-100
<b>2. Bruce Pearl</b>	<b>10</b>	<b>2014-15 to Present</b>	<b>190-114</b>
3. Cliff Ellis	10	1994-95 to 2003-04	186-125
4. Sonny Smith	11	1978-79 to 1988-89	173-154
5. Bill Lynn	10	1963-64 to 1972-73	130-124

## RETURNING PRODUCTION

» Auburn returns 58.1 percent of its minutes, 60.2 percent of its scoring and 61.3 percent of its rebounding from last season. The Tigers return five of their Top 7 scorers – three of the five players, who averaged 20 minutes per game, and three of five players, who recorded at least 100 rebounds last season.

## JOHNSON ENDS LAST SEASON ON HOT STREAK

» Last season, K.D. Johnson shot 16-of-29 (55.2%) from 3-point range over the last nine games shooting 25.3 percent (20-of-79) from long range in the first 24 games. Johnson averaged 10.6 points over the last nine contests of the season.

## AUBURN vs. THE TOP 25

» Auburn is 78-224 against AP Top 25 teams all-time including 19-28 under Bruce Pearl. The Tigers set a program record with six wins against ranked opponents during the 2018-19 season including five straight from the SEC Championship through their run to the Final Four. Additionally, Auburn is 110-33 as a ranked team in the Pearl Era (.769).

## WELCOME TO AUBURN'S BLOCK PARTY

» Auburn is the only team that has finished in the Top 25 in the country in blocked shots per game in each of the previous seven seasons. No other team has finished in the Top 25 in blocks per game in more than five seasons over that stretch. The Tigers have blocked a nation-best 1,414 shots (5.6 ppg) since the start of the 2016-17 season.

» The Tigers are averaging 5.9 blocks per game this season, which is ranked No. 8 nationally. AU is also fourth in the country with a 10.2 block percentage according to teamrankings.com.

» Auburn has recorded 5+ blocked shots in 13-straight games, which is the Tigers' longest such streak since a 17-game stretch during the 2021-22 season.

## MOST SEASONS IN TOP 25 IN BLOCKS PER GAME OVER THE LAST SEVEN SEASONS

### 1. Auburn - 7

2T. Connecticut - 5  
 2T. Michigan State - 5  
 2T. Washington - 5  
 5T. Duke - 4  
 5T. Florida State - 4  
 5T. Kentucky - 4  
 5T. Marshall - 4  
 5T. Syracuse - 4  
 5T. USC - 4

## MOST BLOCKS IN DIVISION I SINCE THE START OF 2016-17 SEASON

Team	Blocks
<b>Auburn</b>	<b>1,414</b>
Duke	1,372
Michigan State	1,277
UConn	1,263
Arkansas	1,262

Season	BPG	DI Rank
<b>2023-24</b>	<b>5.9</b>	<b>No. 8</b>
2022-23	5.1	No. 12
2021-22	8.0	No. 1
2020-21	6.0	No. 1
2019-20	4.9	No. 21
2018-19	4.8	No. 22
2017-18	5.3	No. 14
2016-17	5.1	No. 22

## TIGERS ADD 3-POINT SHOOTERS

» After finishing 12th in the SEC shooting 31.4 percent from 3-point range last season, Auburn added three transfers who can shoot it from long range.

Player	Season	School	3FGM	3FGA	3FG%
Chad Baker-Mazara	2020-21	Duquesne	25	60	.417
	2021-22	San Diego State	22	56	.393
	2022-23	NW Florida State College	67	143	.469
	<b>Totals</b>		<b>114</b>	<b>259</b>	<b>.440</b>
Denver Jones	2020-21	Garden City CC	36	90	.400
	2021-22	FIU	49	142	.345
	2022-23	FIU	58	158	.367
	<b>Totals</b>		<b>143</b>	<b>390</b>	<b>.367</b>
Chaney Johnson	2020-21	UAH	11	28	.393
	2021-22	UAH	32	69	.464
	2022-23	UAH	24	83	.289
	<b>Totals</b>		<b>67</b>	<b>180</b>	<b>.372</b>
<b>Combined Totals</b>			<b>324</b>	<b>829</b>	<b>.391</b>

## MR. DOUBLE-DOUBLE

» Junior big man Johni Broome recorded his ninth double-double of the season with 16 points and 11 rebounds versus Vanderbilt, which is tied for the most the SEC with Florida's Tyrese Samuel. It was his third double-double in SEC play after posting 15 points and 12 rebounds at Vanderbilt on Jan. 17 and 25 points and 14 rebounds at Alabama on Jan. 24.

» Broome has recorded 55 career double-doubles (19 of those at Auburn), which is fifth nationally among active NCAA Division I players. His total of nine double-doubles this season is one less than he had all of last season.

» His 30-point, 13-rebound outing versus Virginia Tech on Nov. 29, was the first 30-point/10-rebound game by an Auburn player since Mustapha Heron had 31 points and 10 rebounds vs. Winthrop on Nov. 24, 2017. He was one of 20 NCAA Division I players to record a double-double in each of his team's first two games this season.

### JOHNI BROOME'S CAREER DOUBLE-DOUBLES BY SEASON

**2020-21:** 13\*

**2021-22:** 23\*

**2022-23:** 10

**2023-24:** 9

\*at Morehead State

### ACTIVE NCAA DIVISION I CAREER DOUBLE-DOUBLE LEADERS

Player	School	Double-Doubles	Games Played
Armando Bacot	North Carolina	76	153
Norchad Omier	Miami (Fla.)	62	109
Enrique Freeman	Akron	60	118
Fardaws Aimaq	California	57	114
<b>Johni Broome</b>	<b>Auburn</b>	<b>55</b>	<b>118</b>

### 30-point games in the SEC this season

Date	Player	School	Points	Opponent
1/16	Wade Taylor IV	Texas A&M	41	Arkansas
1/16	Dalton Knecht	Tennessee	39	Florida
11/29	Dalton Knecht	Tennessee	37	North Carolina
1/20	Tamar Bates	Missouri	36	Florida
1/13	Dalton Knecht	Tennessee	36	Georgia
1/27	RJ Melendez	Georgia	35	Florida
1/16	Tramon Mark	Arkansas	35	Texas A&M
12/9	Mark Sears	Alabama	35	Purdue
11/24	Wade Taylor IV	Texas A&M	35	Florida Atlantic
1/20	Jabri Abdur-Rahim	Georgia	34	Kentucky
11/24	Tramon Mark	Arkansas	34	North Carolina
12/16	Wade Taylor IV	Texas A&M	34	Houston
12/16	Jordan Wright	LSU	33	Texas
12/30	Keyon Menifield	Arkansas	32	UNCW
1/30	Dalton Knecht	Tennessee	31	South Carolina
1/13	Wade Taylor IV	Texas A&M	31	Kentucky
1/9	Mark Sears	Alabama	31	South Carolina
1/27	Wade Taylor IV	Texas A&M	30	Ole Miss
12/21	Antonio Reeves	Kentucky	30	Louisville
<b>11/29</b>	<b>Johni Broome</b>	<b>Auburn</b>	<b>30</b>	<b>Virginia Tech</b>

### 30-point/10-rebound/3-block games in NCAA Division I this season

Date	Player	School	Points/Rebounds/Blocks	Opponent
1/11	Saint Thomas	Northern Colorado	37/14/3	Montana
12/1	Zach Edey	Purdue	35/14/3	Northwestern
11/10	Isaiah Cozart	Eastern Kentucky	33/14/4	Wilberforce
1/24	Carlton Linguard	UTSA	31/10/3	Tulane
1/16	PJ Hall	Clemson	31/17/3	Georgia Tech
11/6	Quinten Post	Boston College	31/11/4	Fairfield
11/14	Great Osobor	Utah State	31/10/3	Southern Utah
<b>11/29</b>	<b>Johni Broome</b>	<b>Auburn</b>	<b>30/13/3</b>	<b>Virginia Tech</b>
12/9	Tymu Chenery	Binghamton	31/12/4	Le Moyne
12/19	Jalyn McCreary	Mercer	30/12/3	Queens (N.C.)
1/13	Zach Edey	Purdue	30/20/3	Penn State
1/20	Zach Edey	Purdue	30/18/4	Iowa



# PLAYER NOTES

<p><b>0</b> <b>K.D. JOHNSON</b></p> <table border="1"> <thead> <tr> <th></th> <th>GP-GS</th> <th>PPG</th> <th>RPG</th> <th>FG%</th> <th>FT%</th> </tr> </thead> <tbody> <tr> <td>2023-24</td> <td>21-1</td> <td>7.1</td> <td>1.9</td> <td>.371</td> <td>.808</td> </tr> <tr> <td>Career</td> <td>104-32</td> <td>10.3</td> <td>2.3</td> <td>.389</td> <td>.701</td> </tr> </tbody> </table>		GP-GS	PPG	RPG	FG%	FT%	2023-24	21-1	7.1	1.9	.371	.808	Career	104-32	10.3	2.3	.389	.701	<p><b>Sr.   G   6-0   190   Atlanta, Ga.   Georgia</b></p> <ul style="list-style-type: none"> <li>• Averaging 7.1 ppg off the bench. • Leads the team in steals this season (27).</li> <li>• Made his 32nd career start vs. MSU - the first since AU's 2021-22 campaign.</li> <li>• Known for his "Many Faces of K.D." and his energy on the court.</li> </ul>	<p><b>Career Highs</b></p> <p>Pts _____ 27            Reb _____ 8            Ast _____ 7            Stl _____ 5 (2x)            Min _____ 37</p>
	GP-GS	PPG	RPG	FG%	FT%															
2023-24	21-1	7.1	1.9	.371	.808															
Career	104-32	10.3	2.3	.389	.701															
<p><b>1</b> <b>ADEN HOLLOWAY</b></p> <table border="1"> <thead> <tr> <th></th> <th>GP-GS</th> <th>PPG</th> <th>RPG</th> <th>FG%</th> <th>FT%</th> </tr> </thead> <tbody> <tr> <td>2023-24</td> <td>21-17</td> <td>9.0</td> <td>1.6</td> <td>.317</td> <td>.775</td> </tr> <tr> <td>Career</td> <td>21-17</td> <td>9.0</td> <td>1.6</td> <td>.317</td> <td>.775</td> </tr> </tbody> </table>		GP-GS	PPG	RPG	FG%	FT%	2023-24	21-17	9.0	1.6	.317	.775	Career	21-17	9.0	1.6	.317	.775	<p><b>Fr.   G   6-1   178   Charlotte, N.C.   Prolific Prep</b></p> <ul style="list-style-type: none"> <li>• Team's floor general with a 3.10 assist-to-turnover ratio (65-21).</li> <li>• Eight double-digit games this season including two in SEC play.</li> <li>• Auburn's sixth-ever McDonald's High School All-American.</li> </ul>	<p><b>Career Highs</b></p> <p>Pts _____ 24            Reb _____ 5            Ast _____ 6 (3x)            Stl _____ 3            Min _____ 26 (2x)</p>
	GP-GS	PPG	RPG	FG%	FT%															
2023-24	21-17	9.0	1.6	.317	.775															
Career	21-17	9.0	1.6	.317	.775															
<p><b>2</b> <b>JAYLIN WILLIAMS</b></p> <table border="1"> <thead> <tr> <th></th> <th>GP-GS</th> <th>PPG</th> <th>RPG</th> <th>FG%</th> <th>FT%</th> </tr> </thead> <tbody> <tr> <td>2023-24</td> <td>21-17</td> <td>9.0</td> <td>1.6</td> <td>.317</td> <td>.775</td> </tr> <tr> <td>Career</td> <td>128-81</td> <td>9.0</td> <td>3.9</td> <td>.509</td> <td>.758</td> </tr> </tbody> </table>		GP-GS	PPG	RPG	FG%	FT%	2023-24	21-17	9.0	1.6	.317	.775	Career	128-81	9.0	3.9	.509	.758	<p><b>Gr.   F   6-8   245   Nahunta, Ga.   Brantley County HS</b></p> <ul style="list-style-type: none"> <li>• 50 points away from moving into the Top 25 of Auburn's career scoring list.</li> <li>• Registered game-high 21 points on 7-9 FG and 3-4 3PT shooting vs. Vandy.</li> <li>• Winningest player in program history (104 career wins &amp; counting).</li> </ul>	<p><b>Career Highs</b></p> <p>Pts _____ 24 (2x)            Reb _____ 11 (3x)            Ast _____ 8            Stl _____ 4            Min _____ 37</p>
	GP-GS	PPG	RPG	FG%	FT%															
2023-24	21-17	9.0	1.6	.317	.775															
Career	128-81	9.0	3.9	.509	.758															
<p><b>3</b> <b>TRE DONALDSON</b></p> <table border="1"> <thead> <tr> <th></th> <th>GP-GS</th> <th>PPG</th> <th>RPG</th> <th>FG%</th> <th>FT%</th> </tr> </thead> <tbody> <tr> <td>2023-24</td> <td>21-5</td> <td>7.0</td> <td>2.7</td> <td>.500</td> <td>.870</td> </tr> <tr> <td>Career</td> <td>53-5</td> <td>4.3</td> <td>1.9</td> <td>.454</td> <td>.721</td> </tr> </tbody> </table>		GP-GS	PPG	RPG	FG%	FT%	2023-24	21-5	7.0	2.7	.500	.870	Career	53-5	4.3	1.9	.454	.721	<p><b>So.   G   6-3   210   Tallahassee, Fla.   Florida St. Univ. School</b></p> <ul style="list-style-type: none"> <li>• Currently leads the team averaging 3.4 assists per game and boasts a 2.22 assist-to-turnover ratio (71-to-32). • Made his 5th career start vs. Vandy with a career-high tying 7 reb, 5 assists, 2 steals. • Major jump from Year 1 to Year 2.</li> </ul>	<p><b>Career Highs</b></p> <p>Pts _____ 15            Reb _____ 7 (3x)            Ast _____ 7            Stl _____ 4            Min _____ 29</p>
	GP-GS	PPG	RPG	FG%	FT%															
2023-24	21-5	7.0	2.7	.500	.870															
Career	53-5	4.3	1.9	.454	.721															
<p><b>4</b> <b>JOHNI BROOME</b></p> <table border="1"> <thead> <tr> <th></th> <th>GP-GS</th> <th>PPG</th> <th>RPG</th> <th>FG%</th> <th>FT%</th> </tr> </thead> <tbody> <tr> <td>2023-24</td> <td>21-20</td> <td>15.7</td> <td>8.8</td> <td>.564</td> <td>.636</td> </tr> <tr> <td>Career</td> <td>118-114</td> <td>15.1</td> <td>9.2</td> <td>.552</td> <td>.612</td> </tr> </tbody> </table>		GP-GS	PPG	RPG	FG%	FT%	2023-24	21-20	15.7	8.8	.564	.636	Career	118-114	15.1	9.2	.552	.612	<p><b>Jr.   F/C   6-10   240   Plant City, Fla.   Morehead State</b></p> <ul style="list-style-type: none"> <li>• Preseason All-SEC First Team selection and John R. Wooden and Naismith POTY Award and COTY Watch List. • On 12-game double-digit scoring streak. • 55th career double-double w/ 16 points and 11 rebs vs. Vanderbilt.</li> </ul>	<p><b>Career Highs</b></p> <p>Pts _____ 32            Reb _____ 18 (2x)            Ast _____ 5 (3x)            Stl _____ 4            Min _____ 37</p>
	GP-GS	PPG	RPG	FG%	FT%															
2023-24	21-20	15.7	8.8	.564	.636															
Career	118-114	15.1	9.2	.552	.612															
<p><b>5</b> <b>CHRIS MOORE</b></p> <table border="1"> <thead> <tr> <th></th> <th>GP-GS</th> <th>PPG</th> <th>RPG</th> <th>FG%</th> <th>FT%</th> </tr> </thead> <tbody> <tr> <td>2023-24</td> <td>21-21</td> <td>2.5</td> <td>1.4</td> <td>.391</td> <td>.789</td> </tr> <tr> <td>Career</td> <td>102-37</td> <td>2.7</td> <td>1.8</td> <td>.476</td> <td>.693</td> </tr> </tbody> </table>		GP-GS	PPG	RPG	FG%	FT%	2023-24	21-21	2.5	1.4	.391	.789	Career	102-37	2.7	1.8	.476	.693	<p><b>Sr.   F   6-6   220   West Memphis, Ark.   West Memphis HS</b></p> <ul style="list-style-type: none"> <li>• One of two players to play and start in all 21 games of season next to Jaylin Williams. • Played in his 100th career game against in-state rival Alabama.</li> <li>• Major vocal presence on the team in the locker room and on the floor.</li> </ul>	<p><b>Career Highs</b></p> <p>Pts _____ 16            Reb _____ 7            Ast _____ 5            Stl _____ 3 (2x)            Min _____ 25 (2x)</p>
	GP-GS	PPG	RPG	FG%	FT%															
2023-24	21-21	2.5	1.4	.391	.789															
Career	102-37	2.7	1.8	.476	.693															
<p><b>10</b> <b>CHAD BAKER-MAZARA</b></p> <table border="1"> <thead> <tr> <th></th> <th>GP-GS</th> <th>PPG</th> <th>RPG</th> <th>FG%</th> <th>FT%</th> </tr> </thead> <tbody> <tr> <td>2023-24</td> <td>21-0</td> <td>9.1</td> <td>3.0</td> <td>.433</td> <td>.871</td> </tr> <tr> <td>Career</td> <td>67-13</td> <td>7.9</td> <td>2.5</td> <td>.429</td> <td>.867</td> </tr> </tbody> </table>		GP-GS	PPG	RPG	FG%	FT%	2023-24	21-0	9.1	3.0	.433	.871	Career	67-13	7.9	2.5	.429	.867	<p><b>Jr.   G/F   6-7   180   Santo Domingo, DR   NW Florida State College</b></p> <ul style="list-style-type: none"> <li>• Contributed 11 points, 5 rebs and 4 assists off the bench vs. Vanderbilt.</li> <li>• One of the Top 100 JUCO transfers in the country (No. 13).</li> <li>• Third on the team in scoring (9.1 ppg) and fifth in rebounding (3.0 rpg).</li> </ul>	<p><b>Career Highs</b></p> <p>Pts _____ 23            Reb _____ 7            Ast _____ 6            Stl _____ 5            Min _____ 34</p>
	GP-GS	PPG	RPG	FG%	FT%															
2023-24	21-0	9.1	3.0	.433	.871															
Career	67-13	7.9	2.5	.429	.867															
<p><b>12</b> <b>DENVER JONES</b></p> <table border="1"> <thead> <tr> <th></th> <th>GP-GS</th> <th>PPG</th> <th>RPG</th> <th>FG%</th> <th>FT%</th> </tr> </thead> <tbody> <tr> <td>2023-24</td> <td>21-19</td> <td>7.7</td> <td>2.0</td> <td>.387</td> <td>.907</td> </tr> <tr> <td>Career</td> <td>80-54</td> <td>13.9</td> <td>3.3</td> <td>.431</td> <td>.873</td> </tr> </tbody> </table>		GP-GS	PPG	RPG	FG%	FT%	2023-24	21-19	7.7	2.0	.387	.907	Career	80-54	13.9	3.3	.431	.873	<p><b>Jr.   G   6-4   205   New Market, Ala.   FIU</b></p> <ul style="list-style-type: none"> <li>• Turned in Auburn career-high 19 points including 4 three-pointers vs. Vandy.</li> <li>• Ranked No. 25 nationally last season averaging 20.1 points per game at FIU.</li> <li>• 2023 All-Conference USA First Team. • Rated No. 26 transfer in the country.</li> </ul>	<p><b>Career Highs</b></p> <p>Pts _____ 30            Reb _____ 13            Ast _____ 6 (3x)            Stl _____ 4 (6x)            Min _____ 47</p>
	GP-GS	PPG	RPG	FG%	FT%															
2023-24	21-19	7.7	2.0	.387	.907															
Career	80-54	13.9	3.3	.431	.873															
<p><b>20</b> <b>CARTER SOBERA</b></p> <table border="1"> <thead> <tr> <th></th> <th>GP-GS</th> <th>PPG</th> <th>RPG</th> <th>FG%</th> <th>FT%</th> </tr> </thead> <tbody> <tr> <td>2023-24</td> <td>10-0</td> <td>0.0</td> <td>0.3</td> <td>.000</td> <td>.000</td> </tr> <tr> <td>Career</td> <td>17-0</td> <td>0.2</td> <td>0.4</td> <td>.333</td> <td>.333</td> </tr> </tbody> </table>		GP-GS	PPG	RPG	FG%	FT%	2023-24	10-0	0.0	0.3	.000	.000	Career	17-0	0.2	0.4	.333	.333	<p><b>Sr.   G   6-5   210   Birmingham, Ala.   Mountain Brook HS</b></p> <ul style="list-style-type: none"> <li>• Awarded scholarship spot after the team's win over LSU on Jan. 13.</li> <li>• Two-Time SEC Academic Honor Roll and NABC Honors Court student.</li> <li>• Former walk-on who played HS basketball with teammate Lior Berman.</li> </ul>	<p><b>Career Highs</b></p> <p>Pts _____ 3            Reb _____ 2            Ast _____            Stl _____ 1            Min _____ 2 (3x)</p>
	GP-GS	PPG	RPG	FG%	FT%															
2023-24	10-0	0.0	0.3	.000	.000															
Career	17-0	0.2	0.4	.333	.333															
<p><b>23</b> <b>ADDARIN SCOTT</b></p> <table border="1"> <thead> <tr> <th></th> <th>GP-GS</th> <th>PPG</th> <th>RPG</th> <th>FG%</th> <th>FT%</th> </tr> </thead> <tbody> <tr> <td>2023-24</td> <td>11-0</td> <td>0.5</td> <td>0.5</td> <td>1.000</td> <td>1.000</td> </tr> <tr> <td>Career</td> <td>11-0</td> <td>0.5</td> <td>0.5</td> <td>1.000</td> <td>1.000</td> </tr> </tbody> </table>		GP-GS	PPG	RPG	FG%	FT%	2023-24	11-0	0.5	0.5	1.000	1.000	Career	11-0	0.5	0.5	1.000	1.000	<p><b>Jr.   F   6-9   207   Dallas, Texas   Navarro College</b></p> <ul style="list-style-type: none"> <li>• Goes by the nickname, AD. • One of the Top 100 JUCO transfers in the country (No. 54). • Has played in 11 games this season as a reserve.</li> <li>• Made his first career NCAA Division I dunk versus Vanderbilt on Jan. 31.</li> </ul>	<p><b>Career Highs</b></p> <p>Pts _____ 2 (3x)            Reb _____ 2 (2x)            Ast _____ 1            Stl _____ 1            Min _____ 2 (3x)</p>
	GP-GS	PPG	RPG	FG%	FT%															
2023-24	11-0	0.5	0.5	1.000	1.000															
Career	11-0	0.5	0.5	1.000	1.000															
<p><b>24</b> <b>LIOR BERMAN</b></p> <table border="1"> <thead> <tr> <th></th> <th>GP-GS</th> <th>PPG</th> <th>RPG</th> <th>FG%</th> <th>FT%</th> </tr> </thead> <tbody> <tr> <td>2023-24</td> <td>20-0</td> <td>1.6</td> <td>1.3</td> <td>.360</td> <td>.667</td> </tr> <tr> <td>Career</td> <td>78-0</td> <td>1.8</td> <td>0.9</td> <td>.386</td> <td>.636</td> </tr> </tbody> </table>		GP-GS	PPG	RPG	FG%	FT%	2023-24	20-0	1.6	1.3	.360	.667	Career	78-0	1.8	0.9	.386	.636	<p><b>Gr.   G   6-4   210   Birmingham, Ala.   Mountain Brook HS</b></p> <ul style="list-style-type: none"> <li>• Played the last four years and worked his way up from walk-on to consistently being in the rotation. • Turned in 5 pts and 2 rebs vs. Vanderbilt.</li> <li>• Graduated summa cum laude w/ a bachelor's degree in industrial design.</li> </ul>	<p><b>Career Highs</b></p> <p>Pts _____ 8 (4x)            Reb _____ 4 (2x)            Ast _____ 1 (12x)            Stl _____ 1 (13x)            Min _____ 19</p>
	GP-GS	PPG	RPG	FG%	FT%															
2023-24	20-0	1.6	1.3	.360	.667															
Career	78-0	1.8	0.9	.386	.636															
<p><b>31</b> <b>CHANEY JOHNSON</b></p> <table border="1"> <thead> <tr> <th></th> <th>GP-GS</th> <th>PPG</th> <th>RPG</th> <th>FG%</th> <th>FT%</th> </tr> </thead> <tbody> <tr> <td>2023-24</td> <td>21-0</td> <td>3.8</td> <td>3.3</td> <td>.446</td> <td>.667</td> </tr> <tr> <td>Career</td> <td>108-66</td> <td>11.8</td> <td>4.9</td> <td>.533</td> <td>.738</td> </tr> </tbody> </table>		GP-GS	PPG	RPG	FG%	FT%	2023-24	21-0	3.8	3.3	.446	.667	Career	108-66	11.8	4.9	.533	.738	<p><b>Jr.   F   6-7   220   Alabaster, Ala.   Alabama-Huntsville</b></p> <ul style="list-style-type: none"> <li>• Has played in all 21 games of the season avg. 14.9 minutes off the bench.</li> <li>• One of the top NCAA Division II players in the country. • Named Gulf South Conference POTY in 2022-23. • Had 8 points and 2 rebounds at Miss. State.</li> </ul>	<p><b>Career Highs</b></p> <p>Pts _____ 35            Reb _____ 12 (2x)            Ast _____ 6            Stl _____ 4            Min _____ 38</p>
	GP-GS	PPG	RPG	FG%	FT%															
2023-24	21-0	3.8	3.3	.446	.667															
Career	108-66	11.8	4.9	.533	.738															
<p><b>44</b> <b>DYLAN CARDWELL</b></p> <table border="1"> <thead> <tr> <th></th> <th>GP-GS</th> <th>PPG</th> <th>RPG</th> <th>FG%</th> <th>FT%</th> </tr> </thead> <tbody> <tr> <td>2023-24</td> <td>21-1</td> <td>5.3</td> <td>4.1</td> <td>.682</td> <td>.647</td> </tr> <tr> <td>Career</td> <td>114-2</td> <td>3.8</td> <td>3.6</td> <td>.707</td> <td>.521</td> </tr> </tbody> </table>		GP-GS	PPG	RPG	FG%	FT%	2023-24	21-1	5.3	4.1	.682	.647	Career	114-2	3.8	3.6	.707	.521	<p><b>Sr.   C   6-11   255   Augusta, Ga.   McEachern HS</b></p> <ul style="list-style-type: none"> <li>• Graduated magna cum laude from AU's Harbert College of Business.</li> <li>• Ranks 4th in the league in blocked shots per game (1.4) with 30 this season.</li> <li>• Interned this summer with Athletes for Israel and was the team host for Kansas State and Arizona on both teams' foreign tour to Israel and UAE.</li> <li>• With teammate Johni Broome, one of the most formidable front-court duos in the SEC and in the country - a complete unit.</li> </ul>	<p><b>Career Highs</b></p> <p>Pts _____ 12 (2x)            Reb _____ 10            Ast _____ 4            Stl _____ 4            Min _____ 29</p>
	GP-GS	PPG	RPG	FG%	FT%															
2023-24	21-1	5.3	4.1	.682	.647															
Career	114-2	3.8	3.6	.707	.521															


# TV/RADIO ROSTER CHART



**K.D. JOHNSON**  
G • 6-0 • 190 • Sr.  
Atlanta, Ga.



**ADEN HOLLOWAY**  
G • 6-1 • 178 • Fr.  
Charlotte, N.C.



**JAYLIN WILLIAMS**  
F • 6-8 • 245 • Gr.  
Nahunta, Ga.



**TRE DONALDSON**  
G • 6-3 • 200 • So.  
Tallahassee, Fla.



**JOHNI BROOME**  
F/C • 6-10 • 240 • Jr.  
Plant City, Fla.




**CHRIS MOORE**  
F • 6-6 • 220 • Sr.  
West Memphis, Ark.



**CHAD BAKER-MAZARA**  
G/F • 6-7 • 180 • Jr.  
Santo Domingo, D.R.



**DENVER JONES**  
G • 6-4 • 205 • Jr.  
New Market, Ala.




**CJ WILLIAMS**  
G • 6-2 • 175 • So.  
Fayetteville, Ark.



**PRESLEY PATTERSON**  
G • 5-11 • 180 • So.  
Knoxville, Tenn.



**CARTER SOBERA**  
G • 6-5 • 210 • Sr.  
Birmingham, Ala.



**BLAKE MUSCHALEK**  
G • 6-3 • 178 • Fr.  
Dallas, Texas



**REED TRAPP**  
G • 6-6 • 188 • So.  
Muscle Shoals, Ala.




**ADDARIN SCOTT**  
F • 6-9 • 207 • Jr.  
Dallas, Texas



**LIOR BERMAN**  
G • 6-4 • 210 • Gr.  
Birmingham, Ala.



**CHANAY JOHNSON**  
F • 6-7 • 220 • Jr.  
Alabaster, Ala.



**LUCAS CLANTON**  
G • 6-1 • 175 • Fr.  
Shelbyville, Tenn.



**HASTON ALEXANDER**  
C • 6-10 • 255 • So.  
Tuscumbia, Ala.



**DYLAN CARDWELL**  
C • 6-11 • 255 • Sr.  
Augusta, Ga.



**JALEN HARPER**  
G • 6-2 • 165 • Gr.  
Mableton, Ga.

No.	Name	Pos.	Ht.	Wt.	Cl.	Hometown (Last School)
0	K.D. Johnson	G	6-0	190	Sr.	Atlanta, Ga. (Georgia)
1	Aden Holloway	G	6-1	178	Fr.	Charlotte, N.C. (Prolific Prep)
2	Jaylin Williams	F	6-8	245	Gr.	Nahunta, Ga. (Brantley County HS)
3	Tre Donaldson	G	6-3	200	So.	Tallahassee, Fla. (Florida State Univ. School)
4	Johni Broome	F	6-10	240	Jr.	Plant City, Fla. (Morehead State)
5	Chris Moore	F	6-6	220	Sr.	West Memphis, Ark. (West Memphis HS)
10	Chad Baker-Mazara	G/F	6-7	180	Jr.	Santo Domingo, Dominican Republic (NW Florida State)
12	Denver Jones	G	6-4	205	Jr.	New Market, Ala. (FIU)
13	CJ Williams	G	6-2	175	So.	Fayetteville, Ark. (Fayetteville HS)
14	Presley Patterson	G	5-11	180	So.	Knoxville, Tenn. (Knoxville Catholic HS)
20	Carter Sobera	G	6-5	210	Sr.	Birmingham, Ala. (Mountain Brook HS)
21	Blake Muschalek	G	6-3	178	Fr.	Dallas, Texas (Trinity Christian Academy)
22	Reed Trapp	G	6-6	188	So.	Muscle Shoals, Ala. (Birmingham-Southern College)
23	Addarin Scott	F	6-9	207	Jr.	Dallas, Texas (Navarro College)
24	Lior Berman	G	6-4	210	Gr.	Birmingham, Ala. (Mountain Brook HS)
31	Chaney Johnson	F	6-7	220	Jr.	Alabaster, Ala. (UAH)
33	Lucas Clanton	G	6-1	175	Fr.	Shelbyville, Tenn. (Cascade HS)
42	Haston Alexander	C	6-10	255	So.	Tuscumbia, Ala. (Covenant Christian School)
44	Dylan Cardwell	C	6-11	255	Sr.	Augusta, Ga. (McEachern HS)
55	Jalen Harper	G	6-2	165	Gr.	Mableton, Ga. (Shelton State CC)

**Head Coach:** Bruce Pearl (Boston College '82) - 10th Season

**Associate Head Coach:** Steven Pearl (Tennessee '10) - 10th Season

**Assistant Coach:** Ira Bowman (Penn '96) - Sixth Season

**Assistant Coach:** Corey Williams (Oklahoma State '02) - First Season

**Assistant Coach:** Chad Prewett (Troy State '94) - 10th Season

**Assistant Coach/Offensive Coordinator:** Mike Burgomaster (Miami '16) - Eighth Season

**Director of Player Development:** Marquis Daniels (Auburn '03) - Sixth Season

**Director of Scouting and Recruiting:** Ian Borders (Louisville '07) - Sixth Season

**Director of Sports Performance:** Damon Davis (Western Illinois '03) - 15th Season

**Senior Athletic Trainer:** Clark Pearson (Kentucky '96) - 15th Season

**Executive Assistant to the Head Coach:** Bridget Graba - 13th Season

**Director of Operations:** Maddux Jeffreys (Auburn '20) - Second Season

**Director of Creative Content:** Steven Leonard (Indiana '17) - Second Season

**Chaplain:** Jeremy Napier (West Virginia State '07) - Second Season

**Graduate Assistant:** Geoff Gray (Emerson College '19) - Second Season

**Graduate Assistant:** Bryant Smith - Second Season

### PRONUNCIATION GUIDE

HASTON Alexander	HAY-stun
Chad Baker-MAZARA	MUH-ZARR-UH (like car)
LIOR Berman	LEE-oar
JOHNI Broome	JUH-nye (like dye)
ADEN Holloway	AY-den
Blake MUSCHALEK	MOO-SHUH-lek
ADDARIN Scott	UH-Dare-IN
JAYLIN Williams	JAY-lyn

### WEEKLY SCHEDULE

SUNDAY January 28	MONDAY January 29	TUESDAY January 30	WEDNESDAY January 31	THURSDAY February 1	FRIDAY February 2	SATURDAY February 3
OFF	Practice at 2:30 p.m. (practice gym)	BP Weekly Press Conference at 3:00 p.m. Practice at 3:45 p.m. (main)	Game Day vs. Vanderbilt 8:00 p.m. CT (Neville Arena)	Practice at 3:45 p.m. (practice gym or main floor)	BP Weekly Press Conference at 12:00 p.m. Practice at 1:15 p.m. (PG)	Game Day at Ole Miss 5:00 p.m. CT (The Pavilion at Ole Miss)

# HEAD COACH BRUCE PEARL



Auburn Head Coach Bruce Pearl is in his 10th season on The Plains.

He has guided the Tigers to 190 wins in 10 seasons, the program's first-ever No. 1 ranking in both national polls and a memorable run to the NCAA Final Four in 2019.

The three-time SEC Coach of the Year's accomplishments also include two Southeastern Conference regular-

season championships, one SEC Tournament championship and four NCAA Tournament berths with the Tigers.

Pearl currently ranks No. 13 among active NCAA Division I coaches in career wins (652) and No. 8 all-time among winningest SEC coaches with 335 career victories at Auburn and Tennessee combined.

During the 2022-23 season, the Tigers continued to make history finishing the season with a 21-13 overall record – the 11th-most wins in program history. Auburn has now turned in 20-win seasons in five of the last six years and is the second-winningest program in the SEC in that span.

Auburn was ranked a program-best 32-consecutive weeks in The Associated Press Top 25 Poll and as high as No. 11 in the country during the season. It was one of 10 schools to be ranked in the AP Top 25 throughout the 2022 calendar year.

For the third-consecutive school year, the Tigers achieved a team GPA of 3.0 or higher and received the NABC Academic Excellence Award under Pearl.

Six Tigers have been drafted into the NBA and developed by Pearl and his coaching staff including All-Americans Jabari Smith (No. 3 overall in 2022) and Walker Kessler selected (No. 22 overall in 2022). Both are currently playing in the league along with Chuma Okeke (No. 16 overall in 2019), Isaac Okoro (No. 5 overall in 2020), JT Thor (No. 37 overall in 2021) and Sharife Cooper (No. 48 overall in 2021).

Pearl's teams have been just as successful off the court as Auburn has had 39 graduates since 2014 – the most in the SEC.

In 29 seasons as a head coach, he has guided his teams to the NCAA Tournament 21 times and a 652-260 (.715) winning record.

Pearl is the only head coach (football or men's basketball) in SEC history to lead two programs to a No. 1 national ranking (Auburn in 2022 and UT in 2008). Additionally, he is just one of three head coaches to take four programs (three at the Division I level) to the Sweet 16, joining Lon Kruger and Eddie Sutton.

Through the Bruce Pearl Family Foundation, he and his wife, Brandy, remain committed to giving back to those in Alabama, providing support to children and families facing challenging and life-altering illnesses through Children's Harbor.

In 2015-16, Pearl started AUTLIVE at Auburn to benefit patients in the state of Alabama in the fight against cancer. AUTLIVE also raises the awareness of cancer prevention and detection.

A native of Boston, Mass., Pearl graduated cum laude from Boston College in 1982 with a bachelor's degree in business administration. He is the proud father of four children, Jacqui, Steven, Leah and Michael, and enjoys spending time with his grandchildren.

## CAREER HONORS

- Three-Time SEC Coach of the Year (2006, 2008 and 2022)
- Three-Time Horizon League Coach of the Year (2002, 2003 and 2005)
- Two-Time GLVC Coach of the Year (1993 and 1994)
- 2019 NCAA Final Four appearance
- 2009 Maccabi Games Gold Medalist (Team USA)
- 2008 Adolph Rupp Cup Award recipient
- 2006 Sporting News Coach of the Year
- 1995 NABC Division II Coach of the Year
- 1995 NCAA Division II National Championship

## HEAD COACHING RECORD

Year	School	Record	Postseason
1992-93	Southern Indiana	22-7	NCAA Region 3rd Place
1993-94	Southern Indiana	28-4	NCAA Runner-Up
1994-95	Southern Indiana	29-4	NCAA Champions
1995-96	Southern Indiana	25-4	NCAA Sweet 16
1996-97	Southern Indiana	23-5	NCAA First Round
1997-98	Southern Indiana	27-6	NCAA Sweet 16
1998-99	Southern Indiana	26-6	NCAA Sweet 16
1999-00	Southern Indiana	25-6	NCAA Sweet 16
2000-01	Southern Indiana	26-4	NCAA First Round
<b>Total</b>		<b>231-46</b>	
2001-02	Milwaukee	16-13	-
2002-03	Milwaukee	24-8	NCAA First Round
2003-04	Milwaukee	20-11	NIT First Round
2004-05	Milwaukee	26-6	NCAA Sweet 16
<b>Total</b>		<b>86-38</b>	
2005-06	Tennessee	22-8	NCAA Second Round
2006-07	Tennessee	24-11	NCAA Sweet 16
2007-08	Tennessee	31-5	NCAA Sweet 16
2008-09	Tennessee	21-13	NCAA First Round
2009-10	Tennessee	28-9	NCAA Elite Eight
2010-11	Tennessee	19-15	-
<b>Total</b>		<b>145-61</b>	
2014-15	Auburn	15-20	-
2015-16	Auburn	11-20	-
2016-17	Auburn	6-14 #	-
2017-18	Auburn	26-8	NCAA Second Round
2018-19	Auburn	30-10	NCAA Final Four
2019-20	Auburn	25-6	(Canceled)
2020-21	Auburn	13-14	-
2021-22	Auburn	26-6 %	NCAA Second Round
2022-23	Auburn	21-13	NCAA Second Round
2023-24	Auburn	17-4	-
<b>Total</b>		<b>190-115</b>	
<b>Career</b>		<b>652-260 (.715)</b>	

# Denotes vacated games by the NCAA during the 2016-17 season

% Two wins credited to assistant coaches/then-acting head coaches Wes Flanigan and Steven Pearl during the 2021-22 season

# TOP PERFORMANCES UNDER PEARL AT AUBURN

## MOST POINTS TEAM

- 119, vs. Northwestern State (Nov. 27, 2015)
- 119, vs. Winthrop (Nov. 24, 2017)
- 117, vs. Coastal Carolina (Dec. 15, 2016)
- 116, vs. CSUN (Nov. 15, 2019)
- 109, vs. UConn (Nov. 24, 2021)
- 109, at South Carolina (Jan. 23, 2021)

## MOST POINTS INDIVIDUAL

- 34, Bryce Brown vs. Dayton (Dec. 8, 2018)
- 33, Samir Doughty vs. CSUN (Nov. 15, 2019)
- 32, Samir Doughty at Tennessee (Mar. 7, 2020)
- 31, Jabari Smith vs. Vanderbilt (Feb. 16, 2022)
- 31, Bryce Brown vs. Norfolk State (Nov. 10, 2017)
- 31, Mustapha Heron vs. Winthrop (Nov. 24, 2017)
- 31, Jared Harper at UAB (Dec. 15, 2018)
- 30, Johni Broome vs. Virginia Tech (Nov. 29, 2023)**

## MOST REBOUNDS TEAM

- 66, vs. Mississippi College (Nov. 14, 2018)
- 60, at Arkansas [OT] (Feb. 8, 2022)
- 60, vs. Alabama (Feb. 12, 2020)
- 56, vs. Saint Joseph's (Nov. 26, 2020)
- 53, vs. Winthrop (Nov. 15, 2022)

## MOST REBOUNDS INDIVIDUAL

- 19, Walker Kessler at Arkansas [OT] (Feb. 8, 2022)
- 19, Cinmeon Bowers at Middle Tennessee (Dec. 12, 2015)
- 18, Johni Broome vs. Georgia (Feb. 1, 2023)
- 18, Cinmeon Bowers vs. Alabama (Jan. 19, 2016)
- 18, Cinmeon Bowers vs. Ole Miss (Feb. 20, 2016)
- 17, Cinmeon Bowers vs. Milwaukee (Nov. 14, 2014)
- 17, Cinmeon Bowers vs. Winthrop (Dec. 17, 2014)
- 17, Cinmeon Bowers vs. Mississippi State (Jan. 21, 2015)
- 17, Horace Spencer vs. Mississippi College (Nov. 14, 2018)
- 17, Austin Wiley vs. Alabama (Feb. 12, 2020)

## MOST 3-POINTERS TEAM

- 22, vs. South Alabama (Dec. 4, 2020)
- 21, vs. Coastal Carolina (Dec. 15, 2016)
- 18, vs. South Alabama (Nov. 6, 2018)
- 18, vs. LSU (Feb. 8, 2020)
- 17, vs. Northwestern State (Nov. 27, 2015)
- 17, vs. Vanderbilt (Feb. 3, 2018)
- 17, vs. Arkansas (Feb. 20, 2019)
- 17, vs. North Carolina (Mar. 29, 2019)
- 17, vs. CSUN (Nov. 15, 2019)

## MOST 3-POINTERS INDIVIDUAL

- 9, Bryce Brown at Arkansas (Feb. 17, 2016)
- 8, Kareem Canty at Middle Tennessee (Dec. 12, 2015)
- 8, Bryce Brown vs. South Carolina (Mar. 3, 2018)
- 8, Samir Doughty at Tennessee (Mar. 7, 2020)
- 7, Jabari Smith vs. Vanderbilt (Feb. 16, 2022)
- 7, KT Harrell vs. Coastal Carolina (Dec. 5, 2014)
- 7, Bryce Brown at Ole Miss (Jan. 9, 2019)
- 7, Bryce Brown vs. Kansas (Mar. 23, 2019)
- 7, Justin Powell vs. South Alabama (Dec. 4, 2020)

## MOST FT MADE TEAM

- 36, vs. Missouri (Jan. 26, 2021)
- 33, vs. UConn (Nov. 24, 2021)
- 33, vs. Kentucky (Feb. 1, 2020)
- 31, vs. Arkansas (Feb. 10, 2015)
- 31, at Arkansas - Feb. 27, 2018)

## MOST FT MADE INDIVIDUAL

- 18, Sharife Cooper vs. Missouri (Jan. 26, 2021)
- 15, KT Harrell vs. Georgia (Mar. 3, 2015)
- 15, Jared Harper at UAB (Dec. 15, 2018)
- 14, Jared Harper vs. Ole Miss (Jan. 7, 2017)
- 14, Samir Doughty vs. Kentucky (Feb. 1, 2020)
- 12, Jabari Smith vs. UConn (Nov. 24, 2001)
- 12, Desean Murray vs. Ole Miss (Jan. 9, 2018)
- 12, Jared Harper vs. South Carolina (Mar. 15, 2019)

## MOST FT ATTEMPTED TEAM

- 46, at Missouri (Feb. 15, 2020)
- 44, vs. Kentucky (Feb. 1, 2020)
- 44, vs. Missouri (Jan. 26, 2021)
- 43, vs. Saint Joseph's (Nov. 26, 2020)
- 42, vs. Eastern Kentucky (Nov. 17, 2016)
- 42, vs. Alabama (Jan. 21, 2017)

## MOST FT ATTEMPTED INDIVIDUAL

- 21, Sharife Cooper vs. Missouri (Jan. 26, 2021)
- 18, Cinmeon Bowers vs. Missouri (Jan. 10, 2015)
- 18, KT Harrell vs. LSU (Mar. 13, 2015)
- 18, Austin Wiley vs. Alabama (Jan. 21, 2017)
- 17, Jared Harper vs. Ole Miss (Jan. 7, 2017)
- 16, Johni Broome vs. Houston (March 18, 2023)
- 16, K.D. Johnson vs. UConn (Nov. 24, 2021)
- 16, Cinmeon Bowers vs. LSU (Feb. 2, 2016)
- 16, Jared Harper at UAB (Dec. 15, 2018)

## MOST ASSISTS TEAM

- 27, vs. CSUN (Nov. 15, 2019)
- 26, vs. Nebraska (Dec. 11, 2021)
- 25, vs. Indiana (Dec. 9, 2023)**
- 25, vs. Saint Peter's (Nov. 28, 2018)
- 24, vs. South Alabama (Nov. 6, 2018)
- 24, vs. South Alabama (Dec. 4, 2020)

## MOST ASSISTS INDIVIDUAL

- 16, J'Von McCormick vs. CSUN (Nov. 15, 2019)
- 14, Jared Harper vs. Vanderbilt (Feb. 3, 2018)
- 13, Jared Harper vs. South Alabama (Nov. 6, 2018)
- 13, Jared Harper vs. North Carolina (Mar. 29, 2019)
- 12, Wendell Green Jr. at South Carolina (Jan. 21, 2023)

## MOST STEALS TEAM

- 20, vs. North Florida (Dec. 29, 2018)
- 18, vs. Tennessee (Feb. 22, 2020)
- 16, vs. Nebraska (Dec. 11, 2021)
- 16, vs. Saint Peter's (Nov. 28, 2018)
- 15 vs. LSU (Jan. 13, 2024)**

## MOST STEALS INDIVIDUAL

- 5, Chad Baker-Mazara vs. LSU (Jan. 13, 2024)**
- 5, Wendell Green Jr. at Mississippi State (March 2, 2022)
- 5, Walker Kessler vs. Nebraska (Dec. 11, 2021)
- 5, Zep Jasper vs. Nebraska (Dec. 11, 2021)
- 5, K.D. Johnson vs. Syracuse (Nov. 26, 2021)
- 5, K.D. Johnson vs. UConn (Nov. 24, 2021)
- 5, K.C. Ross-Miller vs. Oregon State (Nov. 26, 2014)
- 5, K.C. Ross-Miller vs. Middle Tennessee (Dec. 29, 2014)
- 5, Antoine Mason at LSU (Feb. 5, 2015)
- 5, Malik Dunbar vs. UNC Asheville (Dec. 4, 2018)
- 5, Chuma Okeke vs. Murray State (Dec. 22, 2018)
- 5, Chuma Okeke vs. North Florida (Dec. 29, 2018)
- 5, J'Von McCormick vs. Tennessee (Feb. 22, 2020)

## MOST BLOCKS TEAM

- 14, vs. Texas A&M (Feb. 12, 2022)
- 14, vs. Yale (Dec. 4, 2021)
- 14, vs. LSU (Dec. 29, 2021)
- 14, at Georgia (Jan. 13, 2021)
- 14, vs. Missouri (Jan. 26, 2021)

## MOST BLOCKS INDIVIDUAL

- 12, Walker Kessler vs. Texas A&M (Feb. 12, 2022)
- 11, Walker Kessler vs. LSU (Dec. 29, 2021)
- 9, Walker Kessler vs. Jacksonville State (Mar. 18, 2022)
- 8, Johni Broome vs. Saint Louis (Nov. 27, 2022)
- 8, Walker Kessler vs. Ole Miss (Feb. 23, 2022)
- 8, Walker Kessler vs. Alabama (Feb. 1, 2022)

ASSOCIATED PRESS POLL

RK	TEAM	RECORD	PTS
1	UConn (48)	18-2	1559
2	Purdue (14)	19-2	1517
3	North Carolina	17-3	1441
4	Houston (1)	18-2	1396
5	Tennessee	15-4	1328
6	Wisconsin	16-4	1135
7	Duke	15-4	1066
8	Kansas	16-4	1051
9	Marquette	15-5	1025
10	Kentucky	15-4	1018
11	Arizona	15-5	915
12	Iowa State	16-4	869
13	Creighton	16-5	741
14	Illinois	15-5	717
15	Texas Tech	16-3	713
<b>16</b>	<b>Auburn</b>	<b>16-4</b>	<b>631</b>
17	Utah State	18-2	596
18	Baylor	14-5	404
19	New Mexico	18-3	387
20	Florida Atlantic	17-4	321
21	Dayton	16-3	294
22	BYU	15-5	283
23	Oklahoma	15-5	247
24	Alabama	14-6	240
25	TCU	15-5	215

**Others receiving votes:** South Carolina 108, San Diego State 95, Memphis 48, Northwestern 32, Ole Miss 30, Texas 10, Colorado State 10, Saint Mary's 9, Indiana State 5, Boise State 5, Gonzaga 4, Richmond 4, Virginia 3, McNeese 2, Appalachian State 1

COACHES POLL

RK	TEAM	RECORD	PTS
1	UConn (23)	18-2	766
2	Purdue (8)	19-2	746
3	North Carolina	17-3	710
4	Houston	18-2	680
5	Tennessee	15-4	658
6	Wisconsin	16-4	593
7	Duke	15-4	512
8	Kentucky	15-4	510
9	Kansas	16-4	503
10	Marquette	15-5	454
11	Iowa State	16-4	408
12	Arizona	15-5	405
13	Creighton	16-5	367
14	Illinois	15-5	359
15	Texas Tech	16-3	340
<b>16</b>	<b>Auburn</b>	<b>16-4</b>	<b>331</b>
17	Utah State	18-2	258
18	Baylor	14-5	188
19	Dayton	16-3	166
20	New Mexico	18-3	162
21	BYU	15-5	159
22	Alabama	14-6	147
23	Florida Atlantic	17-4	122
24	Oklahoma	15-5	106
25	TCU	15-5	99

**Others receiving votes:** San Diego State 67, Ole Miss 57, South Carolina 46, Gonzaga 38, Memphis 26, Northwestern 23, Colorado State 14, Indiana State 13, Texas 11, Grand Canyon 9, Saint Mary's 5, McNeese 4, Appalachian State 4, Virginia 4, Seton Hall 2, Cornell 2, Princeton 1

LAST TIME TEAM

**Defeated a ranked team at home \_\_\_\_\_ vs. #22 Ole Miss (1/20/24)**  
 Defeated a ranked team on the road \_\_\_\_\_ at #24 Alabama (1/11/22)  
 Defeated a ranked team at a neutral site \_\_\_\_\_ vs. #7 Kentucky (3/31/19)  
 Defeated a top-10 team at home \_\_\_\_\_ vs. #5 Tennessee (3/9/19)  
 Defeated a top-10 team on the road \_\_\_\_\_ at #8 Arkansas (1/23/93)  
 Defeated a top-10 team at a neutral site \_\_\_\_\_ vs. #7 Kentucky (3/31/19)  
 Won in overtime \_\_\_\_\_ at Mississippi State, 81-68 (OT) (3/2/22)  
 Lost in overtime \_\_\_\_\_ at #2 Alabama, 90-85 (OT) (3/1/23)  
 Won in double overtime \_\_\_\_\_ at Ole Miss, 83-82 (2OT) (1/28/20)  
 Lost in double overtime \_\_\_\_\_ vs. #22 UConn, 115-109 (2OT) (11/24/21)  
 Played back-to-back overtime games \_\_\_\_\_ at Arkansas, W 79-76 (OT) (2/5/20)  
 \_\_\_\_\_ vs. LSU, W 91-90 (OT) (2/8/20)  
 \_\_\_\_\_ vs. Alabama, W 95-91 (OT) (2/12/20)  
 Played in three-straight overtime games \_\_\_\_\_ at Arkansas, W 79-76 (OT) (2/5/20)  
 \_\_\_\_\_ vs. LSU, W 91-90 (OT) (2/8/20)  
 \_\_\_\_\_ vs. Alabama, W 95-91 (OT) (2/12/20)  
 Played at least three overtimes \_\_\_\_\_ vs. Georgia (SECT) (4OT) (3/1/79)  
 Shot 70% for a half \_\_\_\_\_ 72.4% (21-29) at Washington (2nd) (12/21/22)  
 Shot 70% for a half (SEC) \_\_\_\_\_ 70.8% (17-24) vs. Vanderbilt (2nd) (2/16/22)  
 Shot 60% for a game \_\_\_\_\_ 61.8% (42-68) vs. Winthrop (11/24/17)  
 Shot 60% for a game (SEC) \_\_\_\_\_ 61.1% (33-54) at Arkansas (2/17/16)  
 Shot less than 30% for game \_\_\_\_\_ 23.6% (13-55) at Tennessee (2/4/23)  
 Shot 100% from the FT line \_\_\_\_\_ 100% (6-6) vs. Long Beach State (12/23/11)  
 Shot 60% from 3-point line \_\_\_\_\_ 60.0% (12-20) at #2 Alabama (3/1/23)  
**Shot less than 30% in half \_\_\_\_\_ 28.0% (7-25) at Mississippi State (1/27/24)**  
 Shot less than 20% in half \_\_\_\_\_ 16.7% (4-24) vs. #2 Houston (2nd) (3/18/23)  
 Shot less than 10% in a half \_\_\_\_\_ 8.3% (2-24) vs. LSU (1st) (1/8/11)  
 Attempted 50 free throws \_\_\_\_\_ 52 vs. Vanderbilt (2/6/54)  
 Attempted 40 free throws \_\_\_\_\_ 41 vs. #22 UConn (11/24/21)  
 Attempted 30 free throws in half \_\_\_\_\_ 30 vs. #12 Missouri (2nd) (1/26/21)  
 Made 30 free throws \_\_\_\_\_ 33 vs. #22 UConn (11/24/21)  
 Made 30 free throws (SEC) \_\_\_\_\_ 31 vs. Alabama (2/1/22)  
**Made at least 10 3-point field goals \_\_\_\_\_ 10 vs. Vanderbilt (1/31/24)**  
 Made at least 15 3-point field goals \_\_\_\_\_ 15 vs. Arkansas (12/30/20)  
 Failed to make 3-point field goal \_\_\_\_\_ vs. Kentucky (0-15) (1/19/13)  
 Had at least 60 rebounds \_\_\_\_\_ 60 at Arkansas [OT] (2/8/22)  
 Had at least 50 rebounds \_\_\_\_\_ 53 vs. Winthrop (11/15/22)  
 Had less than 20 rebounds \_\_\_\_\_ 19 vs. Arkansas (3/9/23)  
**Had at least 25 assists \_\_\_\_\_ 25 vs. Indiana (12/9/23)**  
**Had at least 20 assists \_\_\_\_\_ 21 vs. Vanderbilt (1/31/24)**  
**Had at least 15 steals \_\_\_\_\_ 15 vs. LSU (1/13/24)**  
**Had at least 10 blocks \_\_\_\_\_ 10 at Alabama (1/24/24)**  
 Had at least 15 blocks \_\_\_\_\_ 17 vs. Nicholls State (11/25/11)  
 Failed to make a blocked shot \_\_\_\_\_ 0 at #2 Alabama (3/1/23)  
 Had at least 25 lead changes \_\_\_\_\_ 27 at Arkansas (1/16/13)  
**Scored 50 points in a half \_\_\_\_\_ 51 vs. LSU (1st) (1/13/24)**  
**Scored 50 points in a half (SEC) \_\_\_\_\_ 51 vs. LSU (1st) (1/13/24)**  
 Scored 60 points in a half \_\_\_\_\_ 66 vs. CSUN (1st) (11/15/19)  
 Scored 60 points in a half (SEC) \_\_\_\_\_ 64 at Tennessee (2nd) (2/15/06)  
 Scored 70 points in a half \_\_\_\_\_ 72 vs. Northwestern State (2nd) (11/27/15)  
**Scored 100 points \_\_\_\_\_ 101 vs. Chattanooga (12/30/23)**  
 Scored 100 points (SEC) \_\_\_\_\_ 100 vs. Alabama (2/1/22)  
 Scored under 20 points in 1st half \_\_\_\_\_ 19 at Tennessee (2/4/23),  
 \_\_\_\_\_ vs. Northwestern (11/23/22), vs. Clemson (3/18/18)  
 Scored under 20 points in 2nd half \_\_\_\_\_ 14 vs. Tulsa (11/24/14)  
 Scored under 10 points in a half \_\_\_\_\_ 6 vs. LSU (1st) (1/8/11)  
 Scored 35 or under points in a game \_\_\_\_\_ 35 vs. Tulsa (11/24/14)  
 Scored under 50 points in game \_\_\_\_\_ 43 at Tennessee (2/4/23),  
 \_\_\_\_\_ vs. Northwestern (11/23/22)  
 Scored under 50 points in game (SEC) \_\_\_\_\_ 43 at Tennessee (2/4/23)

# LAST TIME INDIVIDUAL

Scored at least 30 points	Johni Broome (30) vs. Virginia Tech (11/29/23)
Scored at least 35 points	Toney Douglas (38) vs. Nicholls State (11/24/04)
Scored at least 40 points	Wesley Person (44) vs. UAB (12/16/93)
Had two players with at least 20 points	Jaylin Williams (24) and Aden Holloway (24) vs. Indiana (12/9/23)
Had three players with at least 20 points	Samir Doughty (26), J'Von McCormick (23), Devan Cambridge (21) vs. LSU (2/8/20)
Had two players with 25 points	Bryce Brown (26), Jared Harper (25) vs. Xavier (OT) (11/19/18)
Had two players with 25 points (SEC)	Chris Denson (30), KT Harrell (26) vs. Mississippi State (2/14/14)
Scored 20 points in a half	Jabari Smith (20, 2nd) at Florida (2/19/22)
Scored 20 points in 1st half	Bryce Brown (20) at Texas A&M (1/16/19)
Scored 20 points in 2nd half	Jabari Smith (20, 2nd) at Florida (2/19/22)
Scored 25 points in a half	Bryce Brown (25, 2nd) vs. Kentucky (1/19/19)
A player had back-to-back 20-point games	Jaylin Williams (20) vs. Alabama State (12/22/23); (21) vs. Chattanooga (12/30/23)
A player three consecutive 20-point games	Jabari Smith (27) at Tennessee (2/26/22); (27) at Mississippi State [OT] (3/2/22) vs. South Carolina (3/5/22)
A player had back-to-back 20-point SEC games	Johni Broome (20) vs. Missouri (2/14/23); (20) at Vanderbilt (2/18/23)
A player had back-to-back 25-point SEC games	Jabari Smith (27) at Tennessee (2/26/22); (27) at Mississippi State [OT] (3/2/22)
A player had three straight 25-point SEC games	Chris Denson (29) at LSU (2/8/14); (26) vs. Kentucky (2/12/14); (30) vs. Mississippi State (2/15/14)
A player had four straight 25-point SEC games	Chris Denson (25) at South Carolina (2/5/14); (29) at LSU (2/8/14); (26) vs. Kentucky (2/12/14); (30) vs. Mississippi State (2/15/14)
A player had five straight 25-point SEC games	Keenan Carpenter (44) vs. LSU (1/8/89); (28) vs. Mississippi State (2/11/89); (33) at Florida (2/15/89); (32) at Ole Miss (2/18/89); (29) vs. Kentucky (2/20/89)
A player had back-to-back 20-point games off the bench	Jamal Johnson (21) at Arkansas (12/30/20); (20) at Texas A&M (1/2/21)
Zero players scored in double figures	at Vanderbilt (1/7/12)
Only one player scored in double figures	Jamal Johnson (18) at UCF (11/30/20)
Five players scored in double figures	Jaylin Williams (14), Johni Broome (11), Aden Holloway (15), Denver Jones (12) and Dylan Cardwell (11) vs. USC (12/17/23)
Five players scored in double figures (SEC)	Wendell Green Jr. (23), Jabari Smith (17), Walker Kessler (14), K.D. Johnson (13), Allen Flanigan (10) vs. Alabama (2/1/22)
All five starters scored in double figures	Allen Flanigan (23), Devan Cambridge (15), Jamal Johnson (14), Jaylin Williams (13), JT Thor (10) vs. Tennessee (2/27/21)
Six players scored in double figures	J. Williams (24), A. Holloway (24), K. Johnson (14), D. Jones (12), C. Baker-Mazara (11) and T. Donaldson (10) vs. Indiana (12/9/23)
Six players scored in double figures (SEC)	J. Smith (12), W. Kessler (15), K.D. Johnson (12), A. Flanigan (10), W. Green Jr. (12), J. Williams (13) vs. Georgia (1/19/22)
Had at least 15 rebounds	Johni Broome (18) vs. Georgia (2/1/23)
Had at least 15 rebounds (SEC)	Johni Broome (18) vs. Georgia (2/1/23)
Had at least 20 rebounds	Kelvin Ardister (20) vs. Tennessee (1/4/89)
Had at least 25 rebounds	Rex Frederick (25) at Ole Miss (1/6/58)
Had at least 20 pts & 20 reb	Kelvin Ardister (22 pts, 20 reb) vs. Tennessee (1/4/89)
Had at least 30 pts & 10 reb	Johni Broome (30 pts, 13 reb) vs. Virginia Tech (11/29/23)
Had two players with at least 10 rebounds	Johni Broome (14) and Jaylin Williams (11) at Alabama (1/24/24)
Had at least three players with 10 rebounds	Korvotney Barber (13), Quantez Robertson (10), Lucas Hargrove (10) at Virginia (12/20/08)
Had a double-double	Johni Broome (16 pts, 11 reb) vs. Vanderbilt (1/31/24)
Had a double-double before halftime	Johni Broome (13 pts, 12 reb) vs. Georgia (2/1/23)
Had two straight double-doubles	Johni Broome (30 pts, 13 reb) vs. Virginia Tech (11/29/23); (21 pts, 13 reb) at App State (12/3/23)
Had three straight double-doubles	Johni Broome (14 pts, 11 reb) vs. Florida (12/28/22); (22 pts, 12 reb) at Georgia (1/4/23); (10 pts, 10 reb) vs. Arkansas (1/7/23)
Had four straight double-doubles	Johni Broome (14 pts, 11 reb) vs. Florida (12/28/22); (22 pts, 12 reb) at Georgia (1/4/23); (10 pts, 10 reb) vs. Arkansas (1/7/23); (19 pts, 11 reb) at Ole Miss (1/10/23)
Had five straight double-doubles	Jeff Moore (26 pts, 11 reb) vs. Ole Miss (3/2/88); (20 pts, 11 reb) at LSU (3/5/88); (22 pts, 11 reb) vs. Georgia (3/11/88); (13 pts, 13 reb) vs. Bradley (3/17/88); (22 pts, 11 reb) vs. Oklahoma (3/19/88)
Had two players with a double-double	Johni Broome (19 pts, 12 reb); Allen Flanigan (10 pts, 10 reb) vs. Iowa (3/16/23)
Had a double-double with points and assists	Wendell Green Jr. (16 pts, 12 ast) at South Carolina (1/21/23)
Had a triple-double	Walker Kessler (12 pts, 11 reb, 12 blks) vs. Texas A&M (2/12/22)
Had 10 assists	Wendell Green Jr. (12) at South Carolina (1/21/23)
Had 15 assists	J'Von McCormick (16) vs. CSUN (11/15/19)
Had two players with at least five blocks	Devan Cambridge (5) and Jaylin Williams (5) at Georgia (1/13/21)
Had 10 blocks	Walker Kessler (11) vs. LSU (12/29/21)
Had five steals	Chad Baker-Mazara (5) vs. LSU (1/13/24)
Had five steals (SEC)	Chad Baker-Mazara (5) vs. LSU (1/13/24)
Made 30-straight free throws	Wendell Green Jr. (34) (2/22/23-3/16/23)
Hit buzzer-beater shot to win a game	T.J. Dunans vs. Mercer (3-pt FG, 76-74) (12/18/16)
Played more than 40 minutes	Samir Doughty (41) vs. Alabama (OT) (2/12/20)










**K.D. JOHNSON**  
 G | 6-0 | 190 | Sr.  
 Atlanta, Ga.  
 (Hargrave Military Academy (Va.))



**SEASON SUPERLATIVES**

**Points:** 14 vs. Texas A&M (1/9/24), vs. Indiana (12/9/23)  
**Field Goals Made:** 5 vs. Indiana (12/9/23)  
**Field Goals Attempted:** 9 vs. Indiana (12/9/23), vs. SE Louisiana (11/10/23)  
**3-Point Field Goals Made:** 3 vs. Alabama State (12/22/23)  
**3-Point Field Goals Attempted:**  
 5 vs. Alabama State (12/22/23), vs. Southeastern Louisiana (11/10/23)  
**Free Throws Made:** 6 vs. LSU (1/13/24), vs. Notre Dame (11/16/23)  
**Free Throws Attempted:** 7 vs. Notre Dame (11/16/23)  
**Rebounds:** 5 vs. Penn (1/2/24)  
**Assists:** 4 vs. Penn (1/2/24)  
**Blocks:** 2 vs. St. Bonaventure (11/17/23)  
**Steals:** 4 vs. UNC Asheville (12/13/23)  
**Minutes Played:** 22 (four times)  
**Double-Figure Games:** 5  
**20-Point Games:** None  
**10-Rebound Games:** None  
**5-Steal Games:** None  
**Double-Doubles:** None  
**Dunks:** 4

**CAREER SUPERLATIVES**

**Points:** 27 vs. UConn (11/24/21)  
**Field Goals Made:** 9 at Tennessee (2/10/21), vs. Auburn (1/13/21)  
**Field Goals Attempted:** 22 at Georgia (2/5/22)  
**3-Point Field Goals Made:** 4 (five times)  
**3-Point Field Goals Attempted:** 9 vs. George Mason (11/7/22)  
**Free Throws Made:** 11 vs. UConn (11/24/21)  
**Free Throws Attempted:** 16 vs. UConn (11/24/21)  
**Rebounds:** 8 at Alabama (1/11/22)  
**Assists:** 7 vs. Jacksonville State (3/18/22)  
**Blocks:** 2 vs. St. Bonaventure (11/17/23), vs. Auburn (1/13/21)  
**Steals:** 5 vs. UConn (11/24/21), vs. Syracuse (11/26/21)  
**Minutes Played:** 37 vs. UConn (11/24/21)  
**Double-Figure Games:** 56  
**20-Point Games:** 9  
**10-Rebound Games:** None  
**5-Steal Games:** 2  
**Double-Doubles:** None  
**Dunks:** 10

**CAREER HONORS**

- 2022-23 Preseason All-SEC Second Team
- 2020-21 SEC All-Freshman Team
- SEC Freshman of the Week (Jan. 18, 2021)

**2023-24 GAME-BY-GAME STATISTICS**

Opponent	GS	Min.	FG-A	3FG-A	FT-A	O-D-T	PF	A	TO	BLK	STL	PTS
vs. Baylor	16	3-5	0-1	0-0	0-0-0	4	0	1	0	1	6	
SE Louisiana	19	4-9	2-5	3-3	0-2-2	2	3	0	0	0	13	
vs. Notre Dame	22	1-6	0-2	6-7	0-3-3	2	0	1	0	1	8	
vs. St. Bonaventure	18	4-7	1-4	0-0	0-0-0	2	3	0	2	1	9	
Alabama A&M	11	2-4	1-3	1-2	0-2-2	3	1	1	1	0	6	
Virginia Tech	12	1-6	0-3	0-0	0-2-2	6	0	1	0	1	2	
at App State	8	0-3	0-3	0-0	1-1-2	1	1	0	0	1	0	
vs. Indiana	19	5-9	1-2	3-3	0-2-2	3	3	0	0	1	14	
vs. UNC Asheville	15	2-4	1-2	1-2	0-3-3	2	2	0	0	4	6	
USC	17	2-6	0-2	1-2	1-0-1	3	0	3	0	1	5	
Alabama State	15	3-6	3-5	4-4	1-1-2	1	0	1	0	2	13	
Chattanooga	19	2-4	2-2	0-0	0-1-1	3	1	0	0	0	6	
Penn	22	3-6	1-4	4-6	2-3-5	1	4	0	0	1	11	
at Arkansas	19	2-8	0-2	2-2	0-2-2	2	2	1	0	0	6	
Texas A&M	21	4-8	2-3	4-6	1-2-3	0	2	0	0	2	14	
LSU	21	1-6	0-2	6-6	0-3-3	3	1	0	0	0	8	
at Vanderbilt	17	0-4	0-3	2-4	0-1-1	4	1	1	0	2	2	
Ole Miss	19	3-8	1-4	1-1	0-2-2	3	1	1	0	2	8	
at Alabama	22	3-7	0-4	2-2	0-2-2	4	2	2	1	0	8	
at Mississippi St.	22	1-6	0-2	0-0	0-1-1	1	1	1	0	3	2	
Vanderbilt	14	0-2	0-0	2-2	0-0-0	1	0	2	0	1	2	
at Ole Miss												
Alabama												
at Florida												
South Carolina												
Kentucky												
at Georgia												
at Tennessee												
Mississippi State												
at Missouri												
Georgia												


**JOHNSON'S CAREER STATISTICS**

SEASON	TEAM	GP-GS	MIN/AVG	Field Goals		3-Point		F-Throws		Rebounds				Scoring						
				FG-FGA	FG%	3FG-3FGA	3FG%	FT-FTA	FT%	OFF	DEF	TOT	AVG	PF-FO	A	TO	BLK	STL	PTS	AVG
2020-21	UGa	16-0	362/22.6	68-161	.422	24-62	.387	56-91	.615	11	33	44	2.8	45-0	19	34	3	29	216	13.5
2021-22	AUB	34-31	941/27.7	133-345	.386	45-155	.290	106-147	.721	19	78	97	2.9	87-0	53	62	2	64	417	12.3
2022-23	AUB	33-0	722/21.9	90-236	.381	36-108	.333	77-111	.694	15	48	63	1.9	76-0	43	50	1	36	293	8.9
2023-24	AUB	21-1	372/17.7	46-124	.371	15-58	.259	42-52	.808	6	33	39	1.9	51-1	28	17	4	27	149	7.1
<b>TOTAL FOR AUB</b>	<b>88-32</b>	<b>2035/23.1</b>	<b>269-705</b>	<b>.382</b>	<b>96-321</b>	<b>.299</b>	<b>225-310</b>	<b>.726</b>	<b>40</b>	<b>159</b>	<b>199</b>	<b>2.3</b>	<b>214-1</b>	<b>124</b>	<b>129</b>	<b>7</b>	<b>127</b>	<b>859</b>	<b>9.8</b>	
<b>TOTAL</b>	<b>104-32</b>	<b>2397/23.0</b>	<b>337-866</b>	<b>.389</b>	<b>120-383</b>	<b>.313</b>	<b>281-401</b>	<b>.701</b>	<b>51</b>	<b>192</b>	<b>243</b>	<b>2.3</b>	<b>259-1</b>	<b>143</b>	<b>163</b>	<b>10</b>	<b>156</b>	<b>1075</b>	<b>10.3</b>	

1

# ADEN HOLLOWAY

G | 6-1 | 178 | Fr.  
Charlotte, N.C.  
(Prolific Prep)



### SEASON SUPERLATIVES

**Points:** 24 vs. Indiana (12/9/23)  
**Field Goals Made:** 7 vs. Indiana (12/9/23)  
**Field Goals Attempted:** 15 vs. Baylor (11/7/23)  
**3-Point Field Goals Made:** 5 vs. Indiana (12/9/23)  
**3-Point Field Goals Attempted:** 10 vs. LSU (1/13/24)  
**Free Throws Made:** 5 vs. Indiana (12/9/23), vs. Alabama A&M (11/21/23)  
**Free Throws Attempted:** 7 vs. Alabama A&M (11/21/23)  
**Rebounds:** 5 at Arkansas (1/6/24)  
**Assists:** 6 (three times)  
**Blocks:** 1 vs. Baylor (11/7/23)  
**Steals:** 3 vs. Virginia Tech (11/29/23)  
**Minutes Played:** 26 at Appalachian State (12/3/23), vs. Baylor (11/7/23)  
**Double-Figure Games:** 8  
**20-Point Games:** None  
**10-Rebound Games:** None  
**10-Assist Games:** None  
**5-Steal Games:** None  
**Double-Doubles:** None  
**Dunks:** None

### CAREER SUPERLATIVES

**Points:** 24 vs. Indiana (12/9/23)  
**Field Goals Made:** 7 vs. Indiana (12/9/23)  
**Field Goals Attempted:** 15 vs. Baylor (11/7/23)  
**3-Point Field Goals Made:** 5 vs. Indiana (12/9/23)  
**3-Point Field Goals Attempted:** 10 vs. LSU (1/13/24)  
**Free Throws Made:** 5 vs. Indiana (12/9/23), vs. Alabama A&M (11/21/23)  
**Free Throws Attempted:** 7 vs. Alabama A&M (11/21/23)  
**Rebounds:** 5 at Arkansas (1/6/24)  
**Assists:** 6 (three times)  
**Blocks:** 1 vs. Baylor (11/7/23)  
**Steals:** 3 vs. Virginia Tech (11/29/23)  
**Minutes Played:** 26 at Appalachian State (12/3/23), vs. Baylor (11/7/23)  
**Double-Figure Games:** 8  
**20-Point Games:** None  
**10-Rebound Games:** None  
**10-Assist Games:** None  
**5-Steal Games:** None  
**Double-Doubles:** None  
**Dunks:** None

### CAREER HONORS

- Two-Time SEC Freshman of the Week (11/13/23 and 12/11/23)
- 2023 McDonald's High School All-American

### 2023-24 GAME-BY-GAME STATISTICS

Opponent	GS	Min.	FG-A	3FG-A	FT-A	O-D-T	PF	A	TO	BLK	STL	PTS
vs. Baylor		26	6-15	4-8	3-5	0-3-3	0	6	3	1	0	19
SE Louisiana		22	4-10	3-8	0-0	0-0-0	2	3	0	0	0	11
vs. Notre Dame	*	22	5-9	4-5	1-1	1-0-1	1	5	2	0	0	15
vs. St. Bonaventure*		24	2-10	2-7	2-2	0-0-0	2	3	2	0	0	8
Alabama A&M	*	22	3-9	2-7	5-7	0-1-1	1	2	0	0	0	13
Virginia Tech	*	22	0-7	0-2	0-0	0-1-1	2	2	1	0	3	0
at App State	*	26	2-10	0-6	4-5	0-0-0	3	2	1	0	0	8
vs. Indiana	*	22	7-11	5-8	5-5	0-1-1	2	2	0	0	0	24
vs. UNC Asheville	*	20	3-11	1-5	0-0	1-1-2	0	5	1	0	0	7
USC	*	23	5-10	4-7	1-2	0-2-2	2	6	0	0	0	15
Alabama State	*	19	2-6	2-6	0-0	0-1-1	1	4	2	0	0	6
Chattanooga	*	21	2-10	2-8	2-2	0-4-4	1	5	0	0	0	8
Penn	*	18	1-5	1-5	0-0	0-1-1	1	6	1	0	1	3
at Arkansas	*	20	2-9	1-4	0-0	1-4-5	1	0	0	0	0	5
Texas A&M	*	18	2-6	2-6	0-0	0-1-1	1	1	1	0	0	6
LSU	*	22	5-13	3-10	0-0	0-1-1	1	3	1	0	1	13
at Vanderbilt	*	19	3-8	2-6	2-2	0-1-1	4	1	1	0	0	10
Ole Miss	*	22	3-7	1-4	2-2	1-0-1	0	3	0	0	1	9
at Alabama	*	22	0-7	0-5	2-3	1-1-2	0	3	1	0	0	2
at Mississippi St.		19	2-8	2-7	1-2	0-2-2	2	1	3	0	0	7
Vanderbilt		15	0-5	0-5	1-2	0-3-3	1	2	1	0	0	1
at Ole Miss												
Alabama												
at Florida												
South Carolina												
Kentucky												
at Georgia												
at Tennessee												
Mississippi State												
at Missouri												
Georgia												

### HOLLOWAY'S CAREER STATISTICS

SEASON	TEAM	GP-GS	MIN/AVG	Field Goals		3-Point		F-Throws		Rebounds				Scoring						
				FG-FGA	FG%	3FG-3FGA	3FG%	FT-FTA	FT%	OFF	DEF	TOT	AVG	PF-FO	A	TO	BLK	STL	PTS	AVG
2023-24	AUB	21-17	448/21.3	59-186	.317	41-129	.318	31-40	.775	5	28	33	1.6	28-0	65	21	1	6	190	9.0
<b>TOTAL</b>		<b>21-17</b>	<b>448/21.3</b>	<b>59-186</b>	<b>.317</b>	<b>41-129</b>	<b>.318</b>	<b>31-40</b>	<b>.775</b>	<b>5</b>	<b>28</b>	<b>33</b>	<b>1.6</b>	<b>28-0</b>	<b>65</b>	<b>21</b>	<b>1</b>	<b>6</b>	<b>190</b>	<b>9.0</b>

2

# JAYLIN WILLIAMS

F | 6-8 | 245 | Gr.  
Nahunta, Ga.  
(Brantley County HS)



## SEASON SUPERLATIVES

**Points:** 24 vs. Indiana (12/9/23)  
**Field Goals Made:** 9 vs. Chattanooga (12/30/23)  
**Field Goals Attempted:** 14 vs. Indiana (12/9/23)  
**3-Point Field Goals Made:** 3 vs. Vanderbilt (1/31/24)  
**3-Point Field Goals Attempted:**  
 5 vs. Penn (1/2/24), vs. Southeastern Louisiana (11/10/23)  
**Free Throws Made:** 6 vs. Alabama State (12/22/23), vs. Indiana (12/9/23)  
**Free Throws Attempted:** 9 vs. Indiana (12/9/23)  
**Rebounds:** 11 at Alabama (1/24/24)  
**Assists:** 7 vs. Indiana (12/9/23)  
**Blocks:** 2 vs. Notre Dame (11/16/23), vs. Southeastern Louisiana (11/10/23)  
**Steals:** 3 vs. Alabama A&M (11/21/23)  
**Minutes Played:** 35 vs. Texas A&M (1/9/24)  
**Double-Figure Games:** 13  
**20-Point Games:** 6  
**10-Rebound Games:** 2  
**5-Steal Games:** None  
**Double-Doubles:** 1  
**Dunks:** 23

## CAREER SUPERLATIVES

**Points:** 24 vs. Indiana (12/9/23), at Ole Miss (1/6/21)  
**Field Goals Made:** 9 vs. Chattanooga (12/30/23), vs. Georgia (2/2/21)  
**Field Goals Attempted:** 15 vs. Mississippi State (1/14/23)  
**3-Point Field Goals Made:** 6 at Ole Miss (1/6/21)  
**3-Point Field Goals Attempted:** 10 at Ole Miss (1/6/21)  
**Free Throws Made:** 8 vs. Tennessee (2/27/21)  
**Free Throws Attempted:** 10 vs. Tennessee (2/27/21)  
**Rebounds:** 11 (three times)  
**Assists:** 8 vs. Memphis (12/12/20)  
**Blocks:** 5 at Georgia (1/13/21)  
**Steals:** 4 vs. Texas Southern (11/18/22)  
**Minutes Played:** 37 vs. Saint Joseph's (11/26/20)  
**Double-Figure Games:** 55  
**20-Point Games:** 10  
**10-Rebound Games:** 5  
**Double-Doubles:** 2  
**Dunks:** 68

## CAREER HONORS

- SEC Player of the Week (12/11/13)
- 2023 Legends Classic All-Tournament Team
- Three-Time SEC Academic Honor Roll (2020-21, 2021-22 and 2022-23)
- 2022-23 SEC Community Service Team
- 2022 Cancun Challenge Tournament MVP (Riviera Division)
- 2022 Cancun Challenge All-Tournament Team (Riviera Division)

## 2023-24 GAME-BY-GAME STATISTICS

Opponent	GS	Min.	FG-A	3FG-A	FT-A	O-D-T	PF	A	TO	BLK	STL	PTS
vs. Baylor	*	26	2-6	0-1	0-0	2-4-6	1	1	2	1	0	4
SE Louisiana	*	21	2-7	2-5	3-4	2-1-3	1	2	1	2	1	9
vs. Notre Dame	*	22	5-9	1-3	0-0	1-6-7	0	2	1	2	0	11
vs. St. Bonaventure	*	22	4-6	0-1	3-3	3-7-10	2	1	2	0	1	11
Alabama A&M	*	18	3-4	1-2	3-4	1-5-6	0	1	0	1	3	10
Virginia Tech	*	13	1-4	0-1	1-1	2-3-5	4	2	1	0	2	3
at App State	*	22	3-5	0-1	0-1	0-3-3	2	0	1	0	0	6
vs. Indiana	*	29	8-14	2-4	6-9	2-4-6	3	7	0	1	1	24
vs. UNC Asheville	*	18	3-6	0-0	2-2	1-3-4	1	3	2	0	2	8
USC	*	26	6-9	2-4	0-1	0-3-3	2	2	0	0	0	14
Alabama State	*	20	7-10	0-3	6-6	0-3-3	2	1	2	0	1	20
Chattanooga	*	18	9-9	2-2	1-1	3-2-5	0	1	1	0	1	21
Penn	*	28	3-7	2-5	0-0	2-1-3	0	3	1	1	0	8
at Arkansas	*	25	5-9	1-3	0-0	0-3-3	0	1	1	0	0	11
Texas A&M	*	35	8-10	1-2	5-5	1-7-8	2	3	1	0	0	22
LSU	*	24	2-2	2-2	3-5	1-6-7	3	3	2	0	1	9
at Vanderbilt	*	28	7-7	2-2	5-5	2-6-8	1	3	1	1	1	21
Ole Miss	*	22	5-7	1-1	2-2	1-0-1	2	1	1	1	0	13
at Alabama	*	29	3-9	0-3	1-2	2-9-11	1	0	2	0	1	7
at Mississippi St.	*	26	3-11	0-4	4-4	2-3-5	0	3	1	0	1	10
Vanderbilt	*	27	7-9	3-4	4-6	1-1-2	3	4	1	0	1	21
at Ole Miss												
Alabama												
at Florida												
South Carolina												
Kentucky												
at Georgia												
at Tennessee												
Mississippi State												
at Missouri												
Georgia												

## WILLIAMS' CAREER STATISTICS

SEASON	TEAM	GP-GS	MIN/AVG	Field Goals		3-Point		F-Throws		Rebounds				Scoring						
				FG-FGA	FG%	3FG-3FGA	3FG%	FT-FTA	FT%	OFF	DEF	TOT	AVG	PF-FO	A	TO	BLK	STL	PTS	AVG
2019-20	AUB	14-0	100/7.1	15-28	.536	1-9	.111	3-3	1.000	8	17	25	1.8	12-0	6	6	5	6	34	2.4
2020-21	AUB	27-27	713/26.4	116-224	.518	32-94	.340	31-49	.633	36	91	127	4.7	66-0	54	49	39	18	295	10.9
2021-22	AUB	33-0	462/14.0	72-151	.477	15-51	.294	27-33	.818	33	55	88	2.7	57-1	27	30	16	8	186	5.6
2022-23	AUB	33-33	918/27.8	136-292	.466	40-113	.354	56-73	.767	41	113	154	4.7	78-2	74	39	25	35	368	11.2
2023-24	AUB	21-21	502/23.9	96-160	.600	22-53	.415	49-61	.803	29	80	109	5.2	30-0	44	24	10	17	263	12.5
<b>TOTAL</b>		<b>128-81</b>	<b>2695/21.1</b>	<b>435-855</b>	<b>.509</b>	<b>110-320</b>	<b>.344</b>	<b>166-219</b>	<b>.758</b>	<b>147</b>	<b>356</b>	<b>503</b>	<b>3.9</b>	<b>243-3</b>	<b>205</b>	<b>148</b>	<b>95</b>	<b>84</b>	<b>1146</b>	<b>9.0</b>

3

# TRE DONALDSON

G | 6-3 | 200 | So.  
Tallahassee, Fla.  
(Florida State Univ. School)



### SEASON SUPERLATIVES

**Points:** 15 vs. UNC Asheville (12/13/23)  
**Field Goals Made:** 6 vs. UNC Asheville (12/13/23)  
**FG Attempted:** 12 at Appalachian State (12/3/23)  
**3-Point Field Goals Made:** 2 (five times)  
**3-Point Field Goals Attempted:**  
 5 vs. Penn (1/2/24), at Appalachian State (12/3/23)  
**Free Throws Made:** 4 vs. LSU (1/13/24), vs. Chattanooga (12/30/23)  
**Free Throws Attempted:** 4 (three times)  
**Rebounds:** 7 (three times)  
**Assists:** 6 vs. Texas A&M (1/9/24)  
**Blocks:** None  
**Steals:** 2 (five times)  
**Minutes Played:** 23 vs. Vanderbilt (1/31/24), at Appalachian State (12/3/23)  
**Double-Figure Games:** 6  
**20-Point Games:** None  
**10-Rebound Games:** None  
**5-Steal Games:** None  
**Double-Doubles:** None  
**Dunks:** 1

### CAREER SUPERLATIVES

**Points:** 15 vs. UNC Asheville (12/13/23)  
**Field Goals Made:** 6 vs. UNC Asheville (12/13/23)  
**Field Goals Attempted:** 12 at Appalachian State (12/3/23)  
**3-Point Field Goals Made:** 3 vs. Iowa (3/16/23)  
**3-Point Field Goals Attempted:**  
 5 vs. Penn (1/2/24), at Appalachian State (12/3/23)  
**Free Throws Made:** 4 vs. LSU (1/13/24), vs. Chattanooga (12/30/23)  
**Free Throws Attempted:** 4 (three times)  
**Rebounds:** 7 (three times)  
**Assists:** 7 at Washington (12/21/22)  
**Blocks:** 1 vs. Houston (3/18/23)  
**Steals:** 4 at USC (12/18/22)  
**Minutes Played:** 23 vs. Vanderbilt (1/31/24), at Appalachian State (12/3/23)  
**Double-Figure Games:** 8  
**20-Point Games:** None  
**10-Rebound Games:** None  
**Double-Doubles:** None  
**Dunks:** 3

### CAREER HONORS

• 2022-23 First-Year SEC Academic Honor Roll

### 2023-24 GAME-BY-GAME STATISTICS

Opponent	GS	Min.	FG-A	3FG-A	FT-A	O-D-T	PF	A	TO	BLK	STL	PTS
vs. Baylor	*	14	2-3	0-1	2-2	0-3-3	4	1	4	0	0	6
SE Louisiana	*	18	1-4	1-2	0-0	0-3-3	2	4	1	0	0	3
vs. Notre Dame		16	4-6	2-4	0-0	0-1-1	2	5	0	0	1	10
vs. St. Bonaventure		16	1-2	1-2	0-0	0-0-0	0	3	3	0	0	3
Alabama A&M	*	21	2-5	0-1	2-2	1-2-3	1	3	3	0	0	6
Virginia Tech		18	4-6	1-1	0-0	2-0-2	0	3	0	0	1	9
at App State		23	5-12	2-5	0-0	2-1-3	1	5	2	0	1	12
vs. Indiana		18	4-7	2-4	0-0	0-7-7	1	3	0	0	2	10
vs. UNC Asheville		19	6-8	0-2	3-4	0-0-0	2	2	1	0	0	15
USC		16	3-4	0-0	1-1	0-2-2	0	5	1	0	2	7
Alabama State		20	2-5	1-2	0-1	0-3-3	1	4	3	0	1	5
Chattanooga		16	1-3	0-1	4-4	1-1-2	0	4	0	0	0	6
Penn		21	2-9	2-5	0-0	1-3-4	0	3	0	0	1	6
at Arkansas		20	5-6	1-1	0-0	0-7-7	1	4	1	0	0	11
Texas A&M		21	1-5	0-3	2-2	0-0-0	0	6	3	0	0	4
LSU		17	3-5	0-1	4-4	1-2-3	0	3	1	0	2	10
at Vanderbilt		21	2-3	1-2	0-0	0-2-2	3	0	3	0	0	5
Ole Miss		17	1-2	1-2	0-0	0-0-0	1	3	1	0	1	3
at Alabama		18	3-5	2-3	0-0	0-1-1	0	3	0	0	1	8
at Mississippi St.	*	21	2-5	0-1	2-3	0-3-3	1	2	1	0	2	6
Vanderbilt	*	23	1-5	0-1	0-0	2-5-7	1	5	4	0	2	2
at Ole Miss												
Alabama												
at Florida												
South Carolina												
Kentucky												
at Georgia												
at Tennessee												
Mississippi State												
at Missouri												
Georgia												

### DONALDSON'S CAREER STATISTICS

SEASON	TEAM	GP-GS	MIN/AVG	Field Goals			3-Point		F-Throws		Rebounds				Scoring					
				FG-FGA	FG%	3FG-3FGA	3FG%	FT-FTA	FT%	OFF	DEF	TOT	AVG	PF-FO	A	TO	BLK	STL	PTS	AVG
2022-23	AUB	32-0	337/10.5	28-73	.384	13-32	.406	11-20	.550	3	43	46	1.4	32-1	39	19	1	21	80	2.5
2023-24	AUB	21-5	397/18.9	55-110	.500	17-44	.386	20-23	.870	10	46	56	2.7	21-0	71	32	0	17	147	7.0
<b>TOTAL</b>		<b>53-5</b>	<b>734/13.8</b>	<b>83-183</b>	<b>.454</b>	<b>30-76</b>	<b>.395</b>	<b>31-43</b>	<b>.721</b>	<b>13</b>	<b>89</b>	<b>102</b>	<b>1.9</b>	<b>53-1</b>	<b>110</b>	<b>51</b>	<b>1</b>	<b>38</b>	<b>227</b>	<b>4.3</b>

4

# JOHNI BROOME

F/C | 6-10 | 240 | Jr.  
Plant City, Fla.  
(Morehead State)



## SEASON SUPERLATIVES

**Points:** 30 vs. Virginia Tech (11/29/23)  
**Field Goals Made:** 11 at Alabama (1/24/24), vs. Virginia Tech (11/29/23)  
**Field Goals Attempted:** 19 vs. Virginia Tech (11/29/23)  
**3-Point Field Goals Made:** 3 vs. Penn (1/2/24)  
**3-Point Field Goals Attempted:** 4 vs. Penn (1/2/24)  
**Free Throws Made:** 8 vs. Texas A&M (1/9/24), vs. Virginia Tech (11/29/23)  
**Free Throws Attempted:** 13 vs. Virginia Tech (11/29/23)  
**Rebounds:** 14 at Alabama (1/24/24)  
**Assists:** 4 vs. Vanderbilt (1/31/24), vs. Notre Dame (11/16/23)  
**Blocks:** 5 vs. Vanderbilt (1/31/24), at Alabama (1/24/24)  
**Steals:** 3 (four times)  
**Minutes Played:** 34 at Mississippi State (1/27/24)  
**Double-Figure Games:** 19  
**30-Point Games:** 1  
**20-Point Games:** 3  
**10-Rebound Games:** 9  
**Double-Doubles:** 9  
**Dunks:** 18

## CAREER SUPERLATIVES

**Points:** 32 vs. Murray State (3/5/22)  
**Field Goals Made:** 13 vs. Murray State (3/5/22)  
**Field Goals Attempted:** 21 at Xavier (12/15/21)  
**3-Point Field Goals Made:** 3 vs. Penn (1/2/24)  
**3-Point Field Goals Attempted:** 5 at Georgia (1/4/23)  
**Free Throws Made:** 9 vs. Presbyterian (12/6/21)  
**Free Throws Attempted:** 16 vs. Houston (3/18/23)  
**Rebounds:** 18 vs. Georgia (2/1/23), vs. Belmont (1/20/22)  
**Assists:** 5 (three times)  
**Blocks:** 12 vs. UT Martin (2/16/22)  
**Steals:** 4 vs. Colgate (12/2/22)  
**Minutes Played:** 37 at Murray State (1/29/22)  
**Double-Figure Games:** 102  
**30-Point Games:** 2  
**20-Point Games:** 25  
**10-Rebound Games:** 55  
**Double-Doubles:** 55  
**Dunks:** 87

## CAREER HONORS

- 2023 Legends Classic MVP and All-Tournament Team
- 2023-24 Naismith Trophy Player of the Year Watch List
- 2023-24 Preseason All-SEC First Team (Coaches and Media)
- 2023-24 Kareem Abdul-Jabbar Center of the Year Award Watch List
- 2022-23 All-SEC Second Team
- 2022-23 USBWA All-District IV Team
- 2022 Cancun Challenge All-Tournament Team (Riviera Division)
- 2022-23 First-Year SEC Academic Honor Roll
- 2023 NABC Honors Court
- Two-Time NABC All-District 18 First Team (2020-21 and 2021-22)
- 2021-22 Ohio Valley Conference Defensive Player of the Year
- 2020-21 OVC Freshman of the Year
- Two-Time All-OVC First Team (2020-21 and 2021-22)
- Two-Time OVC All-Tournament Team (2020-21 and 2021-22)

## 2023-24 GAME-BY-GAME STATISTICS

Opponent	GS	Min.	FG-A	3FG-A	FT-A	O-D-T	PF	A	TO	BLK	STL	PTS
vs. Baylor	*	25	4-10	2-3	6-10	5-6-11	6	2	1	1	0	16
SE Louisiana	*	24	7-12	1-1	3-3	2-9-11	4	2	2	2	1	18
vs. Notre Dame	*	19	7-11	1-2	0-1	2-4-6	4	4	3	1	0	15
vs. St. Bonaventure*		21	7-11	0-2	4-11	1-4-5	3	1	2	0	0	18
Alabama A&M	*	21	3-7	0-2	4-6	2-3-5	2	2	2	0	1	10
Virginia Tech	*	26	11-19	0-2	8-13	7-6-13	1	0	2	3	1	30
at App State	*	27	10-16	0-3	1-7	4-9-13	2	1	2	2	0	21
vs. Indiana	*	21	1-6	0-1	0-0	2-5-7	4	3	1	2	2	2
vs. UNC Asheville	*	20	2-3	0-1	2-3	2-4-5	1	3	0	1	1	6
USC	*	23	4-14	0-2	3-3	1-2-3	0	0	0	4	0	11
Alabama State	*	23	5-9	0-2	6-9	3-10-13	2	1	4	3	3	16
Chattanooga	*	20	9-12	0-1	0-1	2-6-8	2	0	1	4	0	18
Penn	*	28	9-10	3-4	3-4	1-11-12	1	2	2	3	1	24
at Arkansas	*	25	7-13	0-2	0-0	3-5-8	1	3	2	2	2	14
Texas A&M	*	28	1-4	0-0	8-10	1-6-7	1	2	2	4	0	10
LSU	*	22	6-12	1-1	5-6	2-5-7	4	1	0	0	3	18
at Vanderbilt	*	24	6-12	0-2	3-5	5-7-12	2	2	1	1	3	15
Ole Miss	*	21	5-9	1-2	2-2	2-3-5	2	2	4	1	3	13
at Alabama	*	25	11-17	1-2	2-2	4-10-14	5	1	1	5	0	25
at Mississippi St.	*	34	5-7	1-1	3-3	0-7-7	2	2	1	3	1	14
Vanderbilt	*	24	7-11	2-2	0-0	3-8-11	2	4	1	5	1	16
at Ole Miss												
Alabama												
at Florida												
South Carolina												
Kentucky												
at Georgia												
at Tennessee												
Mississippi State												
at Missouri												
Georgia												

## BROOME'S CAREER STATISTICS

SEASON	TEAM	Field Goals			3-Point		F-Throws		Rebounds				Scoring							
		GP-GS	MIN/AVG	FG-FGA	FG%	3FG-3FGA	3FG%	FT-FTA	FT%	OFF	DEF	TOT	AVG	PF-FO	A	TO	BLK	STL	PTS	AVG
2020-21	More	30-27	776/25.9	172-302	.570	0-0	.000	68-110	.618	91	179	270	9.0	61-0	20	57	56	18	412	13.7
2021-22	More	34-34	961/28.3	244-440	.555	0-5	.000	84-132	.636	112	246	358	10.5	84-1	41	81	131	24	572	16.8
2022-23	AUB	33-33	875/26.5	194-368	.527	9-31	.290	70-125	.560	96	181	277	8.4	99-4	44	57	78	29	467	14.2
2023-24	AUB	21-20	504/24.0	127-225	.564	13-38	.342	63-99	.636	54	130	184	8.8	51-2	38	34	47	23	330	15.7
<b>TOTAL FOR AUB</b>		<b>54-53</b>	<b>1378/25.5</b>	<b>321-593</b>	<b>.541</b>	<b>22-69</b>	<b>.319</b>	<b>133-224</b>	<b>.594</b>	<b>150</b>	<b>311</b>	<b>461</b>	<b>8.5</b>	<b>150-6</b>	<b>82</b>	<b>91</b>	<b>125</b>	<b>52</b>	<b>797</b>	<b>14.8</b>
<b>TOTAL</b>		<b>118-114</b>	<b>3115/26.4</b>	<b>737-1335</b>	<b>.552</b>	<b>22-74</b>	<b>.297</b>	<b>285-466</b>	<b>.612</b>	<b>353</b>	<b>736</b>	<b>1089</b>	<b>9.2</b>	<b>295-7</b>	<b>143</b>	<b>229</b>	<b>312</b>	<b>94</b>	<b>1781</b>	<b>15.1</b>

5

**CHRIS MOORE**

F | 6-6 | 220 | Sr.  
West Memphis, Ark.  
(West Memphis HS)



**SEASON SUPERLATIVES**

**Points:** 10 vs. Notre Dame (11/16/23)  
**Field Goals Made:** 3 vs. UNC Asheville (12/13/23), vs. Notre Dame (11/16/23)  
**Field Goals Attempted:** 4 (three times)  
**3-Point Field Goals Made:** 1 at Alabama (1/24/24), vs. Notre Dame (11/16/23)  
**3-Point Field Goals Attempted:** 2 at Mississippi State (1/27/24)  
**Free Throws Made:** 4 vs. Alabama State (12/22/23)  
**Free Throws Attempted:** 4 (three times)  
**Rebounds:** 5 vs. Vanderbilt (1/31/24), vs. Alabama A&M (11/21/23)  
**Assists:** 5 vs. Chattanooga (12/30/23)  
**Blocks:** 2 vs. Baylor (11/7/23)  
**Steals:** 2 vs. Penn (1/2/24), vs. UNC Asheville (12/13/23)  
**Minutes Played:** 23 vs. Alabama A&M (11/21/23), vs. Baylor (11/7/23)  
**Double-Figure Games:** 1  
**20-Point Games:** None  
**10-Rebound Games:** None  
**5-Steal Games:** None  
**Double-Doubles:** None  
**Dunks:** 2

**CAREER SUPERLATIVES**

**Points:** 16 vs. ULM (11/12/21)  
**Field Goals Made:** 5 at Washington (12/21/22), vs. ULM (11/12/21)  
**Field Goals Attempted:** 9 vs. ULM (11/12/21)  
**3-Point Field Goals Made:** 3 vs. Texas Southern (11/18/22), vs. Missouri (1/26/21)  
**3-Point Field Goals Attempted:** 4 vs. Georgia (2/1/23), vs. Texas Southern (11/18/22)  
**Free Throws Made:** 6 vs. ULM (11/12/21)  
**Free Throws Attempted:** 6 at USC (12/18/22), vs. ULM (11/12/21)  
**Rebounds:** 7 vs. Texas Southern (11/18/22)  
**Assists:** 5 vs. Chattanooga (12/30/23)  
**Blocks:** 2 vs. Baylor (11/7/23), vs. Yale (12/4/21)  
**Steals:** 3 vs. Florida (12/28/22), vs. Troy (12/19/20)  
**Minutes Played:** 25 at Alabama (3/1/23), vs. Florida (12/28/22)  
**Double-Figure Games:** 6  
**20-Point Games:** None  
**10-Rebound Games:** None  
**Double-Doubles:** None  
**Dunks:** 10

**2023-24 GAME-BY-GAME STATISTICS**

Opponent	GS	Min.	FG-A	3FG-A	FT-A	O-D-T	PF	A	TO	BLK	STL	PTS
vs. Baylor	*	23	2-4	0-0	0-0	0-2-2	4	1	0	2	0	4
SE Louisiana	*	12	1-2	0-1	0-0	1-1-2	0	1	1	1	0	2
vs. Notre Dame	*	22	3-4	1-1	3-4	3-1-4	0	2	0	0	0	10
vs. St. Bonaventure*	*	20	1-3	0-1	1-1	1-2-3	0	2	2	0	0	3
Alabama A&M	*	23	0-1	0-1	0-0	1-4-5	2	2	0	1	0	0
Virginia Tech	*	20	0-2	0-1	0-2	1-0-1	2	0	1	1	0	0
at App State	*	13	0-0	0-0	2-2	2-0-2	1	1	2	0	0	2
vs. Indiana	*	11	1-3	0-1	0-0	0-2-2	1	0	0	0	0	2
vs. UNC Asheville	*	10	3-4	0-1	0-0	0-0-0	0	0	0	0	2	6
USC	*	10	0-2	0-1	3-4	1-1-2	4	1	1	1	0	3
Alabama State	*	14	1-2	0-1	4-4	0-0-0	0	0	0	0	0	6
Chattanooga	*	18	2-2	0-0	2-2	1-0-1	2	5	1	0	0	6
Penn	*	14	1-2	0-1	0-0	0-0-0	1	0	1	0	2	2
at Arkansas	*	14	0-1	0-0	0-0	1-0-1	0	0	2	0	1	0
Texas A&M	*	11	0-2	0-1	0-0	0-0-0	0	0	0	0	0	0
LSU	*	8	0-1	0-1	0-0	0-0-0	1	1	0	1	0	0
at Vanderbilt	*	10	1-3	0-1	0-0	0-0-0	1	1	0	0	0	2
Ole Miss	*	15	1-2	0-0	0-0	0-0-0	0	0	1	0	0	2
at Alabama	*	10	1-1	1-1	0-0	0-0-0	1	0	0	0	0	3
at Mississippi St.	*	11	0-2	0-2	0-0	0-0-0	2	0	0	1	0	0
Vanderbilt	*	12	0-3	0-0	0-0	2-3-5	1	0	0	1	0	0
at Ole Miss												
Alabama												
at Florida												
South Carolina												
Kentucky												
at Georgia												
at Tennessee												
Mississippi State												
at Missouri												
Georgia												

**MOORE'S CAREER STATISTICS**

SEASON	TEAM	GP-GS	MIN/AVG	Field Goals		3-Point		F-Throws		Rebounds				Scoring						
				FG-FGA	FG%	3FG-3FGA	3FG%	FT-FTA	FT%	OFF	DEF	TOT	AVG	PF-FO	A	TO	BLK	STL	PTS	AVG
2020-21	AUB	25-0	281/11.3	27-48	.563	6-15	.400	11-19	.579	28	23	51	2.0	28-0	12	18	6	8	71	2.8
2021-22	AUB	25-0	185/7.4	16-37	.432	0-5	.000	10-15	.667	20	15	35	1.4	19-0	6	15	4	8	42	1.7
2022-23	AUB	31-16	448/14.5	37-75	.493	9-22	.409	25-35	.714	36	30	66	2.1	47-0	19	21	9	15	108	3.5
2023-24	AUB	21-21	307/14.6	18-46	.391	2-16	.125	15-19	.789	14	16	30	1.4	23-0	17	12	9	5	53	2.5
<b>TOTAL</b>		<b>102-37</b>	<b>1222/12.0</b>	<b>98-206</b>	<b>.476</b>	<b>17-58</b>	<b>.293</b>	<b>61-88</b>	<b>.693</b>	<b>98</b>	<b>84</b>	<b>182</b>	<b>1.8</b>	<b>117-0</b>	<b>54</b>	<b>66</b>	<b>28</b>	<b>36</b>	<b>274</b>	<b>2.7</b>

# 10

## CHAD BAKER-MAZARA

G/F | 6-7 | 180 | Jr.

Santo Domingo, Dominican Republic  
(NW Florida State College)



### SEASON SUPERLATIVES

**Points:** 19 vs. LSU (1/13/24)  
**Field Goals Made:** 5 (four times)  
**Field Goals Attempted:** 10 (three times)  
**3-Point Field Goals Made:** 3 vs. LSU (1/13/24), vs. UNC Asheville (12/13/23)  
**3-Point Field Goals Attempted:** 5 at Appalachian State (12/3/23)  
**Free Throws Made:** 6 vs. LSU (1/13/24)  
**Free Throws Attempted:** 7 at Alabama (1/24/24)  
**Rebounds:** 7 vs. UNC Asheville (12/13/23)  
**Assists:** 6 vs. Alabama A&M (11/21/23)  
**Blocks:** 2 vs. Texas A&M (1/9/24)  
**Steals:** 5 vs. LSU (1/13/24)  
**Minutes Played:** 28 vs. LSU (1/13/24)  
**Double-Figure Games:** 10  
**20-Point Games:** None  
**10-Rebound Games:** None  
**5-Steal Games:** 1  
**Double-Doubles:** None  
**Dunks:** 5

### CAREER SUPERLATIVES

**Points:** 23 at Fordham (1/27/21)  
**Field Goals Made:** 8 at Fordham (1/27/21)  
**Field Goals Attempted:** 15 at Fordham (1/27/21)  
**3-Point Field Goals Made:** 7 at Fordham (1/27/21)  
**3-Point Field Goals Attempted:** 11 at Fordham (1/27/21)  
**Free Throws Made:** 8 vs. Rhode Island (2/27/21)  
**Free Throws Attempted:** 9 vs. Rhode Island (2/27/21)  
**Rebounds:** 7 vs. UNC Asheville (12/13/23)  
**Assists:** 6 vs. Alabama A&M (11/21/23)  
**Blocks:** 3 vs. Rhode Island (2/27/21)  
**Steals:** 5 vs. LSU (1/13/24)  
**Minutes Played:** 34 vs. Rhode Island (1/20/21)  
**Double-Figure Games:** 23  
**20-Point Games:** 3  
**10-Rebound Games:** None  
**5-Steal Games:** 1  
**Double-Doubles:** None  
**Dunks:** 18

### CAREER HONORS

- 2023 NJCAA Region 8 Most Outstanding Player
- 2023 NJCAA Region 8 All-Tournament Team
- 2023 All-Panhandle Conference First Team
- 2021-22 Mountain West Conference Sixth Man of the Year

### 2023-24 GAME-BY-GAME STATISTICS

Opponent	GS	Min.	FG-A	3FG-A	FT-A	O-D-T	PF	A	TO	BLK	STL	PTS
vs. Baylor	12	2-4	0-0	3-3	2-0-2	4	0	1	0	2	7	
SE Louisiana	23	3-6	1-3	5-6	0-6-6	3	1	0	0	1	12	
vs. Notre Dame	18	2-3	0-1	2-3	0-2-2	0	1	1	1	1	6	
vs. St. Bonaventure	20	2-4	1-2	0-0	2-1-3	3	2	0	1	0	5	
Alabama A&M	20	1-4	1-3	3-4	1-3-4	2	6	1	0	1	6	
Virginia Tech	23	5-10	0-3	5-5	2-2-4	3	3	0	1	2	15	
at App State	18	2-9	1-5	2-2	1-3-4	3	3	1	0	0	7	
vs. Indiana	22	4-8	1-2	2-2	1-0-1	1	4	0	0	1	11	
vs. UNC Asheville	19	3-6	3-3	2-2	1-6-7	0	1	1	1	0	11	
USC	22	1-3	0-1	5-6	1-3-4	1	0	0	0	1	7	
Alabama State	18	1-5	0-2	1-1	1-2-3	1	3	1	1	0	3	
Chattanooga	15	4-7	3-5	2-2	0-1-1	2	2	1	0	1	13	
Penn	19	5-10	1-3	5-6	1-0-1	2	0	0	1	0	16	
at Arkansas	21	5-9	2-3	4-4	1-3-4	2	3	0	0	0	16	
Texas A&M	27	1-6	0-3	0-1	2-2-4	4	1	3	2	2	2	
LSU	28	5-10	3-4	6-6	0-2-2	3	3	1	1	5	19	
at Vanderbilt	24	2-6	1-4	0-0	0-0-0	1	3	2	0	0	5	
Ole Miss	13	2-2	1-1	0-0	0-1-1	1	2	1	0	1	5	
at Alabama	20	3-8	0-2	5-7	0-0-0	3	0	2	1	3	11	
at Mississippi St.	23	1-6	1-3	0-0	1-5-6	3	1	2	0	1	3	
Vanderbilt	20	4-8	1-3	2-2	1-4-5	4	4	0	0	0	11	
at Ole Miss												
Alabama												
at Florida												
South Carolina												
Kentucky												
at Georgia												
at Tennessee												
Mississippi State												
at Missouri												
Georgia												

### BAKER-MAZARA'S CAREER STATISTICS

SEASON	TEAM	GP-GS	MIN/AVG	Field Goals		3-Point		F-Throws		Rebounds				Scoring						
				FG-FGA	FG%	3FG-3FGA	3FG%	FT-FTA	FT%	OFF	DEF	TOT	AVG	PF-FO	A	TO	BLK	STL	PTS	AVG
2020-21	DU	15-13	364/24.3	46-105	.438	25-60	.417	26-32	.813	10	33	43	2.9	45-4	17	13	13	15	143	9.5
2021-22	SDSU	31-0	399/12.9	66-157	.420	22-56	.393	44-49	.898	9	54	63	2.0	45-0	18	23	14	21	198	6.4
2023-24	AUB	21-0	431/20.5	58-134	.433	21-56	.375	54-62	.871	18	46	64	3.0	46-0	43	18	9	23	191	9.1
<b>TOTAL FOR AUB</b>		<b>21-0</b>	<b>431/20.5</b>	<b>58-134</b>	<b>.433</b>	<b>21-56</b>	<b>.375</b>	<b>54-62</b>	<b>.871</b>	<b>18</b>	<b>46</b>	<b>64</b>	<b>3.0</b>	<b>46-0</b>	<b>43</b>	<b>18</b>	<b>9</b>	<b>23</b>	<b>191</b>	<b>9.1</b>
<b>TOTAL</b>		<b>67-13</b>	<b>1194/17.8</b>	<b>170-396</b>	<b>.429</b>	<b>68-172</b>	<b>.395</b>	<b>124-143</b>	<b>.867</b>	<b>37</b>	<b>133</b>	<b>170</b>	<b>2.5</b>	<b>136-4</b>	<b>78</b>	<b>54</b>	<b>36</b>	<b>59</b>	<b>532</b>	<b>7.9</b>



# 12

## DENVER JONES

G | 6-4 | 205 | Jr.  
New Market, Ala.  
(FIU)



### SEASON SUPERLATIVES

**Points:** 19 vs. Vanderbilt (1/31/24)  
**Field Goals Made:** 6 vs. Vanderbilt (1/31/24)  
**Field Goals Attempted:** 11 vs. Vanderbilt (1/31/24)  
**3-Point FG Made:** 4 vs. Vanderbilt (1/31/24)  
**3-Point Field Goals Attempted:** 8 vs. Vanderbilt (1/31/24)  
**Free Throws Made:** 6 vs. USC (12/17/23), vs. Virginia Tech (11/29/23)  
**Free Throws Att.:** 6 vs. USC (12/17/23), vs. Virginia Tech (11/29/23)  
**Rebounds:** 5 vs. UNC Asheville (12/13/23), vs. Virginia Tech (11/29/23)  
**Assists:** 4 at Appalachian State (12/3/23), vs. SE Louisiana (11/10/23)  
**Blocks:** 1 at Arkansas (1/6/24)  
**Steals:** 3 at Alabama (1/24/24)  
**Minutes Played:** 24 (three times)  
**Double-Figure Games:** 6  
**20-Point Games:** None  
**10-Rebound Games:** None  
**5-Steal Games:** None  
**Double-Doubles:** None  
**Dunks:** 1

### CAREER SUPERLATIVES

**Points:** 30 at Rice (3/4/23)  
**Field Goals Made:** 10 (three times)  
**Field Goals Attempted:** 23 vs. Louisiana Tech (3/8/23)  
**3-Point Field Goals Made:** 7 vs. Southern Miss (2/3/22)  
**3-Point Field Goals Attempted:** 11 at UTSA (1/21/23)  
**Free Throws Made:** 11 vs. UAB (1/7/23)  
**Free Throws Attempted:** 12 vs. Rice (2/19/22)  
**Rebounds:** 13 at Eastern Michigan (12/11/21)  
**Assists:** 6 (three times)  
**Blocks:** 1 (four times)  
**Steals:** 4 (six times)  
**Minutes Played:** 47 at Eastern Michigan (12/11/21)  
**Double-Figure Games:** 52  
**30-Point Games:** 1  
**20-Point Games:** 19  
**10-Rebound Games:** 1  
**Double-Doubles:** 1  
**Dunks:** 10

### CAREER HONORS

- 2022-23 All-Conference USA First Team
- Conference USA Freshman of the Week (Dec. 13, 2021)
- 2020-21 Jayhawk Conference Freshman of the Year
- 2020-21 NJCAA All-Region 6 Second Team
- 2020-21 All-Jayhawk Conference First Team

### 2023-24 GAME-BY-GAME STATISTICS

Opponent	GS	Min.	FG-A	3FG-A	FT-A	O-D-T	PF	A	TO	BLK	STL	PTS
vs. Baylor	*	24	4-10	3-5	2-2	0-1-1	2	2	2	0	1	13
SE Louisiana	*	22	2-5	1-3	3-4	0-2-2	1	4	2	0	0	8
vs. Notre Dame	*	18	1-5	0-2	0-0	0-2-2	0	1	1	0	1	2
vs. St. Bonaventure*		21	3-4	3-3	3-4	1-1-2	0	3	0	0	0	12
Alabama A&M		17	3-6	1-4	1-1	0-2-2	2	0	1	0	1	8
Virginia Tech	*	24	1-4	0-2	6-6	1-4-5	0	1	0	0	1	8
at App State	*	17	0-5	0-3	0-0	1-3-4	0	4	0	0	0	0
vs. Indiana	*	18	3-6	2-4	4-4	0-1-1	0	2	1	0	0	12
vs. UNC Asheville	*	23	4-8	1-4	0-0	0-5-5	2	1	2	0	0	9
USC	*	23	2-4	2-2	6-6	1-2-3	3	1	1	0	1	12
Alabama State	*	23	1-5	0-2	1-1	1-1-2	1	0	2	0	1	3
Chattanooga	*	19	2-5	1-4	0-0	1-2-3	0	2	2	0	1	5
Penn	*	16	4-9	2-7	2-2	1-0-1	1	1	0	0	0	12
at Arkansas	*	19	2-5	1-1	2-3	0-0-0	0	1	0	1	1	7
Texas A&M	*	19	0-4	0-3	2-2	0-0-0	2	1	0	0	2	2
LSU	*	19	2-5	0-1	0-0	0-1-1	0	2	0	0	1	4
at Vanderbilt	*	23	1-5	1-3	0-0	3-1-4	1	2	0	0	1	3
Ole Miss	*	20	2-4	1-2	0-0	0-1-1	1	1	1	0	0	5
at Alabama	*	21	3-8	1-5	2-2	1-1-2	1	1	2	0	3	9
at Mississippi St.		20	2-6	2-3	2-2	0-0-0	1	2	0	0	0	8
Vanderbilt	*	24	6-11	4-8	3-4	0-0-0	0	0	0	0	0	19
at Ole Miss												
Alabama												
at Florida												
South Carolina												
Kentucky												
at Georgia												
at Tennessee												
Mississippi State												
at Missouri												
Georgia												

### JONES' CAREER STATISTICS

SEASON	TEAM	GP-GS	MIN/AVG	Field Goals			3-Point			F-Throws		Rebounds				Scoring				
				FG-FGA	FG%	3FG-3FGA	3FG%	FT-FTA	FT%	OFF	DEF	TOT	AVG	PF-FO	A	TO	BLK	STL	PTS	AVG
2021-22	FIU	31-7	832/26.8	114-294	.388	49-142	.345	112-125	.896	22	93	115	3.7	45-0	71	52	2	28	389	12.5
2022-23	FIU	28-28	935/33.4	187-391	.478	59-159	.371	131-155	.845	25	82	107	3.8	45-1	56	90	1	49	564	20.1
2023-24	AUB	21-19	433/20.6	48-124	.387	26-71	.366	39-43	.907	11	30	41	2.0	18-0	32	17	1	15	161	7.7
<b>TOTAL FOR AUB</b>		<b>21-19</b>	<b>433/20.6</b>	<b>48-124</b>	<b>.387</b>	<b>26-71</b>	<b>.366</b>	<b>39-43</b>	<b>.907</b>	<b>11</b>	<b>30</b>	<b>41</b>	<b>2.0</b>	<b>18-0</b>	<b>32</b>	<b>17</b>	<b>1</b>	<b>15</b>	<b>161</b>	<b>7.7</b>
<b>TOTAL</b>		<b>80-54</b>	<b>2200/27.5</b>	<b>349-809</b>	<b>.431</b>	<b>134-372</b>	<b>.360</b>	<b>282-323</b>	<b>.873</b>	<b>58</b>	<b>205</b>	<b>263</b>	<b>3.3</b>	<b>108-1</b>	<b>159</b>	<b>159</b>	<b>4</b>	<b>92</b>	<b>1114</b>	<b>13.9</b>

# 20

## CARTER SOBERA

G | 6-5 | 210 | Sr.  
Birmingham, Ala.  
Mountain Brook HS



### SEASON SUPERLATIVES

**Points:** None  
**Field Goals Made:** None  
**Field Goals Attempted:**  
 1 vs. Vanderbilt (1/31/24), vs. Alabama State (12/22/23)  
**3-Point Field Goals Made:** None  
**3-Point Field Goals Attempted:** None  
**Free Throws Made:** None  
**Free Throws Attempted:** None  
**Rebounds:** 1 (three times)  
**Assists:** None  
**Blocks:** None  
**Steals:** None  
**Minutes Played:** 2 (four times)  
**Double-Figure Games:** None  
**20-Point Games:** None  
**10-Rebound Games:** None  
**5-Steal Games:** None  
**Double-Doubles:** None  
**Dunks:** None

### CAREER SUPERLATIVES

**Points:** 3 vs. Alabama (2/1/22)  
**Field Goals Made:** 1 vs. Alabama (2/1/22)  
**Field Goals Attempted:** 1 (three times)  
**3-Point Field Goals Made:** None  
**3-Point Field Goals Attempted:** None  
**Free Throws Made:** 1 vs. Alabama (2/1/22)  
**Free Throws Attempted:** 2 vs. Yale (12/4/21)  
**Rebounds:** 2 vs. Yale (12/4/21)  
**Assists:** None  
**Blocks:** None  
**Steals:** 1 vs. Yale (12/4/21)  
**Minutes Played:** 2 (five times)  
**20-Point Games:** None  
**10-Rebound Games:** None  
**Double-Doubles:** None  
**Dunks:** None

### CAREER HONORS

- 2023 NABC Honors Court
- Two-Time SEC Academic Honor Roll (2021-22 and 2022-23)

### 2023-24 GAME-BY-GAME STATISTICS

Opponent	GS	Min.	FG-A	3FG-A	FT-A	O-D-T	PF	A	TO	BLK	STL	PTS
vs. Baylor	DNP											
SE Louisiana	DNP											
vs. Notre Dame	1	0-0	0-0	0-0	0-0	0-0-0	0	0	0	0	0	0
vs. St. Bonaventure	DNP											
Alabama A&M	2	0-0	0-0	0-0	0-0	0-1-1	0	0	0	0	0	0
Virginia Tech	1	0-0	0-0	0-0	0-0-0	0	0	0	0	0	0	0
at App State	DNP											
vs. Indiana	2	0-0	0-0	0-0	0-0-0	0	0	0	0	0	0	0
vs. UNC Asheville	1	0-0	0-0	0-0	0-0-0	0	0	0	0	0	0	0
USC	DNP											
Alabama State	1	0-1	0-0	0-0	0-0-0	0	0	0	0	0	0	0
Chattanooga	2	0-0	0-0	0-0	0-0-0	0	0	0	0	0	0	0
Penn	1	0-0	0-0	0-0	0-0-0	0	0	0	0	0	0	0
at Arkansas	DNP											
Texas A&M	DNP											
LSU	DNP											
at Vanderbilt	DNP											
Ole Miss	1	0-0	0-0	0-0	0-1-1	0	0	0	0	0	0	0
at Alabama	DNP											
at Mississippi St.	DNP											
Vanderbilt	2	0-1	0-0	0-0	1-0-1	0	0	0	0	0	0	0
at Ole Miss												
Alabama												
at Florida												
South Carolina												
Kentucky												
at Georgia												
at Tennessee												
Mississippi State												
at Missouri												
Georgia												

### SOBERA'S CAREER STATISTICS

SEASON	TEAM	GP-GS	MIN/AVG	Field Goals		3-Point		F-Throws		Rebounds				Scoring						
				FG-FGA	FG%	3FG-3FGA	3FG%	FT-FTA	FT%	OFF	DEF	TOT	AVG	PF-FO	A	TO	BLK	STL	PTS	AVG
2021-22	AUB	4-0	6/1.6	1-1	1.000	0-0	.000	1-3	.333	0	4	4	1.0	1-0	0	1	0	1	3	0.8
2022-23	AUB	3-0	2/0.6	0-0	.000	0-0	.000	0-0	.000	0	0	0	0.0	0-0	0	0	0	0	0	0.0
2023-24	AUB	10-0	15/1.5	0-2	.000	0-0	.000	0-0	.000	1	2	3	0.3	0-0	0	0	0	0	0	0.0
<b>TOTAL</b>		<b>17-0</b>	<b>23/1.3</b>	<b>1-3</b>	<b>.333</b>	<b>0-0</b>	<b>.000</b>	<b>1-3</b>	<b>.333</b>	<b>1</b>	<b>6</b>	<b>7</b>	<b>0.4</b>	<b>1-0</b>	<b>0</b>	<b>1</b>	<b>0</b>	<b>1</b>	<b>3</b>	<b>0.2</b>

23

**ADDARIN SCOTT**

F | 6-9 | 207 | Jr.  
Dallas, Texas  
(Navarro College)



**SEASON SUPERLATIVES**

**Points:** 2 vs. Ole Miss (1/20/24), vs. Alabama A&M (11/21/23)  
**Field Goals Made:** 1 vs. Vanderbilt (1/31/24), vs. Ole Miss (1/20/24)  
**Field Goals Attempted:** 1 vs. Vanderbilt (1/31/24), vs. Ole Miss (1/20/24)  
**3-Point Field Goals Made:** None  
**3-Point Field Goals Attempted:** None  
**Free Throws Made:** 2 vs. Alabama A&M (11/21/23)  
**Free Throws Attempted:** 2 vs. Alabama A&M (11/21/23)  
**Rebounds:** 2 vs. Chattanooga (12/30/23)  
**Assists:** 1 at Arkansas (1/6/24)  
**Blocks:** 2 vs. Ole Miss (1/20/24)  
**Steals:** None  
**Minutes Played:** 2 (five times)  
**Double-Figure Games:** None  
**20-Point Games:** None  
**10-Rebound Games:** None  
**5-Steal Games:** None  
**Double-Doubles:** None  
**Dunks:** 1

**CAREER SUPERLATIVES**

**Points:** 2 vs. Ole Miss (1/20/24), vs. Alabama A&M (11/21/23)  
**Field Goals Made:** 1 vs. Vanderbilt (1/31/24), vs. Ole Miss (1/20/24)  
**Field Goals Attempted:** 1 vs. Vanderbilt (1/31/24), vs. Ole Miss (1/20/24)  
**3-Point Field Goals Made:** None  
**3-Point Field Goals Attempted:** None  
**Free Throws Made:** 2 vs. Alabama A&M (11/21/23)  
**Free Throws Attempted:** 2 vs. Alabama A&M (11/21/23)  
**Rebounds:** 2 vs. Chattanooga (12/30/23)  
**Assists:** 1 at Arkansas (1/6/24)  
**Blocks:** 2 vs. Ole Miss (1/20/24)  
**Steals:** None  
**Minutes Played:** 2 (five times)  
**Double-Figure Games:** None  
**20-Point Games:** None  
**10-Rebound Games:** None  
**5-Steal Games:** None  
**Double-Doubles:** None  
**Dunks:** 1

**2023-24 GAME-BY-GAME STATISTICS**


Opponent	GS	Min.	FG-A	3FG-A	FT-A	O-D-T	PF	A	TO	BLK	STL	PTS
vs. Baylor	DNP											
SE Louisiana	DNP											
vs. Notre Dame	1		0-0	0-0	0-0	0-0-0	0	0	0	0	0	0
vs. St. Bonaventure	DNP											
Alabama A&M	2		0-0	0-0	2-2	2-0-2	1	0	1	0	0	2
Virginia Tech	1		0-0	0-0	0-0	0-0-0	0	0	0	0	0	0
at App State	DNP											
vs. Indiana	2		0-0	0-0	0-0	0-0-0	0	0	0	0	0	0
vs. UNC Asheville	1		0-0	0-0	0-0	0-0-0	0	0	0	0	0	0
USC	DNP											
Alabama State	1		0-0	0-0	0-0	0-0-0	0	0	0	0	0	0
Chattanooga	2		0-0	0-0	0-0	0-2-2	0	0	0	0	0	0
Penn	1		0-0	0-0	0-0	0-0-0	0	0	0	0	0	0
at Arkansas	2		0-0	0-0	0-0	0-1-1	0	1	0	0	0	0
Texas A&M	DNP											
LSU	DNP											
at Vanderbilt	DNP											
Ole Miss	1		1-1	0-0	0-0	0-0-0	1	0	0	2	0	2
at Alabama	DNP											
at Mississippi St.	DNP											
Vanderbilt	2		1-1	0-0	0-0	0-0-0	2	0	1	0	0	2
at Ole Miss												
Alabama												
at Florida												
South Carolina												
Kentucky												
at Georgia												
at Tennessee												
Mississippi State												
at Missouri												
Georgia												

**SCOTT'S CAREER STATISTICS**

SEASON	TEAM	GP-GS	MIN/AVG	Field Goals		3-Point		F-Throws		Rebounds				Scoring						
				FG-FGA	FG%	3FG-3FGA	3FG%	FT-FTA	FT%	OFF	DEF	TOT	AVG	PF	FO	A	TO	BLK	STL	PTS
2023-24	AUB	9-0	13/1.4	0-3	.000	0-0	.000	7-11	.636	0	0	0	0.0	0-0	1	1	0	1	7	0.8
<b>TOTAL</b>		<b>9-0</b>	<b>13/1.4</b>	<b>0-3</b>	<b>.000</b>	<b>0-0</b>	<b>.000</b>	<b>7-11</b>	<b>.636</b>	<b>0</b>	<b>0</b>	<b>0</b>	<b>0.0</b>	<b>0-0</b>	<b>1</b>	<b>1</b>	<b>0</b>	<b>1</b>	<b>7</b>	<b>0.8</b>

# 24

**LIOR BERMAN**  
 G | 6-4 | 210 | Gr.  
 Birmingham, Ala.  
 (Mountain Brook HS)



### SEASON SUPERLATIVES

**Points:** 5 (three times)  
**Field Goals Made:** 1 (seven times)  
**Field Goals Attempted:** 4 vs. Chattanooga (12/30/23)  
**3-Point Field Goals Made:** 1 (four times)  
**3-Point Field Goals Attempted:** 2 (three times)  
**Free Throws Made:** 3 vs. Vanderbilt (1/31/24)  
**Free Throws Attempted:** 3 vs. Vanderbilt (1/31/24)  
**Rebounds:** 3 (four times)  
**Assists:** 1 (three times)  
**Blocks:** 1 vs. Alabama A&M (11/21/23)  
**Steals:** None  
**Minutes Played:** 14 at Appalachian State (12/3/23)  
**Double-Figure Games:** None  
**20-Point Games:** None  
**10-Rebound Games:** None  
**5-Steal Games:** None  
**Double-Doubles:** None  
**Dunks:** None

### CAREER SUPERLATIVES

**Points:** 8 (four times)  
**Field Goals Made:** 3 (four times)  
**Field Goals Attempted:** 6 vs. Nebraska (12/11/21)  
**3-Point Field Goals Made:** 2 (six times)  
**3-Point Field Goals Attempted:** 4 (three times)  
**Free Throws Made:** 3 vs. Vanderbilt (1/31/24)  
**Free Throws Attempted:** 3 vs. Vanderbilt (1/31/24)  
**Rebounds:** 4 vs. Texas A&M (1/25/23), vs. North Alabama (12/14/21)  
**Assists:** 1 (12 times)  
**Blocks:** 1 vs. Alabama A&M (11/21/23), vs. North Alabama (12/14/21)  
**Steals:** 1 (13 times)  
**Minutes Played:** 19 vs. Nebraska (12/11/21)  
**Double-Figure Games:** None  
**20-Point Games:** None  
**10-Rebound Games:** None  
**Double-Doubles:** None  
**Dunks:** 1

### CAREER HONORS

- Three-Time SEC Academic Honor Roll (2020-21, 2021-22 and 2022-23)
- 2022 CSC Academic All-District Team
- Three-Time NABC Honors Court (2021, 2022 and 2023)
- 2019-20 First-Year SEC Academic Honor Roll

### 2023-24 GAME-BY-GAME STATISTICS

Opponent	GS	Min.	FG-A	3FG-A	FT-A	O-D-T	PF	A	TO	BLK	STL	PTS
vs. Baylor	4	0-0	0-0	0-0	0-0	0-0-0	1	0	0	0	0	0
SE Louisiana	2	0-1	0-1	0-0	0-0-0	0	0	0	0	0	0	0
vs. Notre Dame	5	0-0	0-0	0-0	1-2-3	2	0	0	0	0	0	0
vs. St. Bonaventure	DNP											
Alabama A&M	6	0-0	0-0	0-2	0-1-1	0	0	0	1	0	0	0
Virginia Tech	5	0-0	0-0	0-0	0-1-1	0	0	0	0	0	0	0
at App State	14	1-2	0-1	0-0	3-0-3	0	0	0	0	0	0	2
vs. Indiana	8	1-3	1-2	0-0	0-1-1	1	1	0	0	0	0	3
vs. UNC Asheville	9	2-3	1-2	0-0	0-1-1	1	0	0	0	0	0	5
USC	7	1-1	0-0	1-2	1-0-1	2	1	0	0	0	0	3
Alabama State	7	0-0	0-0	2-2	1-1-2	0	0	1	0	0	0	2
Chattanooga	7	0-4	0-1	1-2	1-2-3	1	0	0	0	0	0	1
Penn	5	0-0	0-0	0-0	0-0-0	0	0	0	0	0	0	0
at Arkansas	6	1-2	0-1	0-0	0-1-1	1	1	0	0	0	0	2
Texas A&M	2	0-0	0-0	0-0	0-0-0	0	0	0	0	0	0	0
LSU	4	0-1	0-1	0-0	0-0-0	0	0	1	0	0	0	0
at Vanderbilt	5	1-1	1-1	2-2	1-1-2	1	0	0	0	0	0	5
Ole Miss	10	1-2	1-2	1-2	1-2-3	3	0	0	0	0	0	4
at Alabama	7	0-2	0-0	0-0	1-0-1	0	0	0	0	0	0	0
at Mississippi St.	3	0-1	0-0	0-0	0-1-1	0	0	0	0	0	0	0
Vanderbilt	8	1-2	0-0	3-3	0-2-2	1	0	0	0	0	0	5
at Ole Miss												
Alabama												
at Florida												
South Carolina												
Kentucky												
at Georgia												
at Tennessee												
Mississippi State												
at Missouri												
Georgia												

### BERMAN'S CAREER STATISTICS

SEASON	TEAM	GP-GS	MIN/AVG	Field Goals		3-Point		F-Throws		Rebounds				Scoring							
				FG-FGA	FG%	3FG-3FGA	3FG%	FT-FTA	FT%	OFF	DEF	TOT	AVG	PF-FO	A	TO	BLK	STL	PTS	AVG	
2019-20	AUB	2-0	3/1.4	0-1	.000	0-0	.000	0-0	.000	0	0	0	0.0	0-0	0	0	0	0	0	0	0
2020-21	AUB	11-0	29/2.7	4-12	.333	4-11	.364	1-1	1.000	0	2	2	0.2	1-0	0	0	0	0	13	1.2	
2021-22	AUB	20-0	166/8.3	16-40	.400	8-17	.471	0-1	.000	8	6	14	0.7	18-0	6	3	1	5	40	2.0	
2022-23	AUB	25-0	236/9.4	20-49	.408	11-31	.355	3-5	.600	12	17	29	1.2	31-0	3	8	0	8	54	2.2	
2023-24	AUB	20-0	128/6.4	9-25	.360	4-12	.333	10-15	.667	10	16	26	1.3	14-0	3	2	1	0	32	1.6	
<b>TOTAL</b>		<b>78-0</b>	<b>561/7.2</b>	<b>49-127</b>	<b>.386</b>	<b>27-71</b>	<b>.380</b>	<b>14-22</b>	<b>.636</b>	<b>30</b>	<b>41</b>	<b>71</b>	<b>0.9</b>	<b>64-0</b>	<b>12</b>	<b>13</b>	<b>2</b>	<b>13</b>	<b>139</b>	<b>1.8</b>	

# 31

## CHANEY JOHNSON

F | 6-7 | 220 | Jr.  
Alabaster, Ala.  
(UAH)



### SEASON SUPERLATIVES

**Points:** 15 vs. Alabama A&M (11/21/23)  
**Field Goals Made:** 6 vs. Alabama A&M (11/21/23)  
**Field Goals Attempted:** 11 vs. Southeastern Louisiana (11/10/23)  
**3-Point Field Goals Made:** 1 (four times)  
**3-Point Field Goals Attempted:** 3 vs. Southeastern Louisiana (11/10/23)  
**Free Throws Made:** 3 vs. Alabama A&M (11/21/23)  
**Free Throws Attempted:** 4 vs. Alabama State (12/22/23), vs. Alabama A&M (11/21/23)  
**Rebounds:** 11 vs. Southeastern Louisiana (11/10/23)  
**Assists:** 2 (three times)  
**Blocks:** 2 vs. Virginia Tech (11/29/23)  
**Steals:** 3 vs. Chattanooga (12/30/23)  
**Minutes Played:** 20 vs. Chattanooga (12/30/23), vs. UNC Asheville (12/13/23)  
**Double-Figure Games:** 1  
**20-Point Games:** None  
**10-Rebound Games:** 1  
**5-Steal Games:** None  
**Double-Doubles:** None  
**Dunks:** 10

### CAREER SUPERLATIVES (DIVISION II and DIVISION I)

**Points:** 35 vs. Embry-Riddle (11/7/21)  
**Field Goals Made:** 13 vs. Embry-Riddle (11/7/21)  
**Field Goals Attempted:** 23 vs. Lee (2/12/22)  
**3-Point Field Goals Made:** 5 vs. Embry-Riddle (11/7/21)  
**3-Point Field Goals Attempted:** 6 vs. Embry-Riddle (11/7/21)  
**Free Throws Made:** 10 vs. Mississippi College (2/4/23)  
**Free Throws Attempted:** 14 vs. Mississippi College (2/4/23)  
**Rebounds:** 12 vs. Lee (12/2/22), vs. West Georgia (3/1/22)  
**Assists:** 6 vs. Montevallo (1/18/23)  
**Blocks:** 3 at Nova Southeastern (3/14/23), Christian Brothers (1/13/22)  
**Steals:** 4 vs. Union (3/6/22)  
**Minutes Played:** 38 at West Alabama (11/28/22)  
**Double-Figure Games:** 68  
**30-Point Games:** 1  
**20-Point Games:** 17  
**10-Rebound Games:** 7  
**Double-Doubles:** 5  
**Dunks:** 74

### CAREER HONORS

- 2023 Alabama Sports Writers Association Small College Athlete of the Year
- 2023 Gulf South Conference Player of the Year
- Two-Time NABC Division II All-District South Team (2022 and 2023)
- Two-Time All-Gulf South Conference First Team (2022 and 2023)
- Three-Time GSC Academic Honor Roll (2020-21, 2021-22, 2022-23)

### 2023-24 GAME-BY-GAME STATISTICS

Opponent	GS	Min.	FG-A	3FG-A	FT-A	O-D-T	PF	A	TO	BLK	STL	PTS
vs. Baylor	13	1-3	0-0	1-2-3	2	1	0	0	0	2		
SE Louisiana	18	2-11	0-3	0-0	7-4-11	1	1	3	1	1	4	
vs. Notre Dame	13	2-2	0-0	0-0	0-4-4	5	1	0	0	0	4	
vs. St. Bonaventure	19	0-3	0-2	0-0	0-5-5	2	0	2	0	2	0	
Alabama A&M	17	6-8	0-1	3-4	0-4-4	3	0	1	1	2	15	
Virginia Tech	18	1-4	1-1	0-0	1-2-3	3	1	2	2	0	3	
at App State	18	1-1	0-0	0-2	1-3-4	2	0	0	0	1	2	
vs. Indiana	7	0-0	0-0	0-0	0-0-0	4	0	0	0	0	0	
vs. UNC Asheville	20	3-5	0-1	2-2	2-2-4	4	2	0	1	0	8	
USC	14	1-3	0-1	1-1	1-2-3	2	0	1	0	1	3	
Alabama State	18	1-2	0-0	2-4	3-2-5	2	1	1	0	0	4	
Chattanooga	20	3-4	1-1	0-0	1-4-5	2	2	2	1	3	7	
Penn	14	0-2	0-1	0-0	1-0-1	0	0	1	0	0	0	
at Arkansas	15	2-5	1-1	0-0	0-3-3	3	0	0	0	0	5	
Texas A&M	5	0-3	0-1	0-0	1-1-2	3	0	2	0	0	0	
LSU	15	3-4	1-2	0-0	0-1-1	1	0	1	0	1	7	
at Vanderbilt	11	0-2	0-1	0-0	0-1-1	3	0	0	1	1	0	
Ole Miss	18	3-4	0-0	0-0	0-5-5	2	2	1	1	0	6	
at Alabama	11	0-1	0-0	0-0	0-2-2	2	0	0	0	1	0	
at Mississippi St.	14	3-4	0-1	2-2	1-1-2	0	0	0	1	0	8	
Vanderbilt	10	1-3	0-2	0-0	1-1-2	3	1	2	0	0	2	
at Ole Miss												
Alabama												
at Florida												
South Carolina												
Kentucky												
at Georgia												
at Tennessee												
Mississippi State												
at Missouri												
Georgia												


### JOHNSON'S CAREER STATISTICS (DIVISION II and DIVISION I)

SEASON	TEAM	GP-GS	MIN/AVG	Field Goals			3-Point			F-Throws		Rebounds				Scoring				
				FG-FGA	FG%	3FG-3FGA	3FG%	FT-FTA	FT%	OFF	DEF	TOT	AVG	PF-FO	A	TO	BLK	STL	PTS	AVG
2020-21	UAH	19-0	220/11.6	31-72	.431	11-28	.393	10-20	.500	12	25	37	1.9	31-0	4	19	2	6	83	4.4
2021-22	UAH	33-31	781/23.7	218-372	.586	32-69	.464	86-115	.748	61	126	187	5.7	100-9	39	75	22	26	554	16.8
2022-23	UAH	35-35	891/25.5	203-392	.518	24-81	.296	128-167	.766	49	182	231	6.6	69-1	55	74	18	39	558	15.9
2023-24	AUB	21-0	312/14.9	33-74	.446	4-19	.211	10-15	.667	21	49	70	3.3	49-1	12	19	9	13	80	3.8
<b>TOTAL FOR AUB</b>		<b>21-0</b>	<b>312/14.9</b>	<b>33-74</b>	<b>.446</b>	<b>4-19</b>	<b>.211</b>	<b>10-15</b>	<b>.667</b>	<b>21</b>	<b>49</b>	<b>70</b>	<b>3.3</b>	<b>49-1</b>	<b>12</b>	<b>19</b>	<b>9</b>	<b>13</b>	<b>80</b>	<b>3.8</b>
<b>TOTAL</b>		<b>108-66</b>	<b>2204/20.4</b>	<b>485-910</b>	<b>.533</b>	<b>71-197</b>	<b>.360</b>	<b>234-317</b>	<b>.738</b>	<b>143</b>	<b>382</b>	<b>525</b>	<b>4.9</b>	<b>249-11</b>	<b>110</b>	<b>187</b>	<b>51</b>	<b>84</b>	<b>1275</b>	<b>11.8</b>

# 44

## DYLAN CARDWELL

G | 6-11 | 255 | Sr.  
Augusta, Ga.  
(McEachern HS)



### SEASON SUPERLATIVES

**Points:** 12 vs. Ole Miss (1/20/24), at Vanderbilt (1/17/24)  
**Field Goals Made:** 5 vs. Ole Miss (1/20/24)  
**Field Goals Attempted:** 7 at Vanderbilt (1/17/24)  
**3-Point Field Goals Made:** None  
**3-Point Field Goals Attempted:** 1 vs. Vanderbilt (1/31/24), vs. USC (12/17/23)  
**Free Throws Made:** 6 vs. St. Bonaventure (11/17/23)  
**Free Throws Attempted:** 6 vs. St. Bonaventure (11/17/23)  
**Rebounds:** 9 vs. Chattanooga (12/30/23), vs. Alabama A&M (11/21/23)  
**Assists:** 4 vs. Baylor (11/7/23)  
**Blocks:** 5 vs. LSU (1/13/24), vs. Baylor (11/7/23)  
**Steals:** 3 vs. USC (12/17/23)  
**Minutes Played:** 18 (three times)  
**Double-Figure Games:** 3  
**20-Point Games:** None  
**10-Rebound Games:** None  
**5-Block Games:** 2  
**Double-Doubles:** None  
**Dunks:** 29

### CAREER SUPERLATIVES

**Points:** 12 vs. Ole Miss (1/20/24), at Vanderbilt (1/17/24)  
**Field Goals Made:** 5 (three times)  
**Field Goals Attempted:** 8 vs. Missouri (2/14/23)  
**3-Point Field Goals Made:** 1 vs. Mississippi State (3/6/21)  
**3-Point Field Goals Attempted:** 1 (five times)  
**Free Throws Made:** 6 vs. St. Bonaventure (11/17/23), vs. Missouri (1/26/21)  
**Free Throws Attempted:** 7 vs. Missouri (1/26/21)  
**Rebounds:** 10 vs. Missouri (2/14/23)  
**Assists:** 4 vs. Baylor (11/7/23)  
**Blocks:** 5 (four times)  
**Steals:** 4 at South Carolina (1/4/22)  
**Minutes Played:** 29 vs. Ole Miss (2/6/21)  
**Double-Figure Games:** 5  
**20-Point Games:** None  
**10-Rebound Games:** 1  
**5-Block Games:** 4  
**Double-Doubles:** None  
**Dunks:** 96

### CAREER HONORS

- 2022-23 CSC Academic All-District Team
- 2023 NABC Honors Court
- 2021-22 SEC Community Service Team
- Two-Time SEC Academic Honor Roll (2021-22 and 2022-23)
- 2020-21 First-Year SEC Academic Honor Roll

### 2023-24 GAME-BY-GAME STATISTICS

Opponent	GS	Min.	FG-A	3FG-A	FT-A	O-D-T	PF	A	TO	BLK	STL	PTS
vs. Baylor	14	2-3	0-0	1-3	2-2-4	4	4	0	5	1	5	
SE Louisiana	16	3-3	0-0	0-0	2-2-4	3	0	0	1	0	6	
vs. Notre Dame	15	1-2	0-0	0-0	1-0-1	2	1	4	1	2	2	
vs. St. Bonaventure	16	1-2	0-0	6-6	2-2-4	3	2	0	0	0	8	
Alabama A&M	* 17	3-5	0-0	0-0	5-4-9	0	2	3	2	1	6	
Virginia Tech	12	0-0	0-0	2-5	0-0-0	1	2	0	0	0	2	
at App State	13	2-3	0-0	0-0	3-1-4	3	0	1	0	0	4	
vs. Indiana	17	1-2	0-0	0-0	4-4-8	1	0	0	0	1	2	
vs. UNC Asheville	18	3-6	0-0	0-0	1-0-1	2	0	0	1	0	6	
USC	17	4-5	0-1	3-4	2-3-5	3	2	0	2	3	11	
Alabama State	16	2-2	0-0	0-0	0-1-1	1	0	0	2	1	4	
Chattanooga	18	3-5	0-0	1-2	4-5-9	1	1	1	3	1	7	
Penn	9	3-3	0-0	0-0	1-2-3	4	0	0	0	0	6	
at Arkansas	13	3-3	0-0	0-2	3-5-8	3	0	0	2	0	6	
Texas A&M	12	3-3	0-0	0-0	1-4-5	2	2	0	0	1	6	
LSU	17	1-2	0-0	3-4	3-3-6	2	3	1	5	1	5	
at Vanderbilt	15	4-7	0-0	4-4	3-3-6	1	0	1	2	1	12	
Ole Miss	18	5-6	0-0	2-2	2-1-3	1	3	4	0	1	12	
at Alabama	14	1-2	0-0	0-0	2-1-3	3	1	1	3	1	2	
at Mississippi St.	6	0-0	0-0	0-0	0-0-0	4	0	0	1	0	0	
Vanderbilt	13	0-2	0-1	0-2	0-3-3	2	0	0	0	1	0	
at Ole Miss												
Alabama												
at Florida												
South Carolina												
Kentucky												
at Georgia												
at Tennessee												
Mississippi State												
at Missouri												
Georgia												

### CARDWELL'S CAREER STATISTICS

SEASON	TEAM	GP-GS	MIN/AVG	Field Goals		3-Point		F-Throws		Rebounds				Scoring						
				FG-FGA	FG%	3FG-3FGA	3FG%	FT-FTA	FT%	OFF	DEF	TOT	AVG	PF-FO	A	TO	BLK	STL	PTS	AVG
2020-21	AUB	27-0	409/15.1	43-61	.705	1-1	1.000	16-28	.571	49	49	98	3.6	57-1	13	41	17	12	103	3.8
2021-22	AUB	34-0	394/11.6	49-71	.690	0-1	.000	4-10	.400	53	49	102	3.0	60-0	18	9	42	18	102	3.0
2022-23	AUB	32-1	428/13.4	56-75	.747	0-1	.000	7-22	.318	54	66	120	3.8	64-0	35	20	43	9	119	3.7
2023-24	AUB	21-1	310/14.8	45-66	.682	0-2	.000	22-34	.647	41	46	87	4.1	46-0	21	16	30	15	112	5.3
<b>TOTAL</b>		<b>114-2</b>	<b>1541/13.5</b>	<b>193-273</b>	<b>.707</b>	<b>1-5</b>	<b>.200</b>	<b>49-94</b>	<b>.521</b>	<b>197</b>	<b>210</b>	<b>407</b>	<b>3.6</b>	<b>227-1</b>	<b>87</b>	<b>86</b>	<b>132</b>	<b>54</b>	<b>436</b>	<b>3.8</b>

# 2023-24 OVERALL STATISTICS

### Game Records

Record	Overall	Home	Away	Neutral
ALL GAMES	17-4	11-0	2-3	4-1
CONFERENCE	6-2	4-0	2-2	0-0
NON-CONFERENCE	11-2	7-0	0-1	4-1

### Score by Periods

Team	1st	2nd	OT	TOT
Auburn	861	860	0	1721
Opponents	604	768	0	1372

### Team Box Score

No.	Player				Total		3-Point		F-Throw		Rebounds											
		GP-GS	MIN	AVG	FG-FGA	FG%	3FG-3FGA	3FG%	FT-FTA	FT%	OFF	DEF	TOT	AVG	PF	DQ	A	TO	BLK	STL	PTS	AVG
4	BROOME, Johni	21-20	503:51	24.0	127-225	.564	13-38	.342	63-99	.636	54	130	184	8.8	51	2	38	34	47	23	330	15.7
2	WILLIAMS, Jaylin	21-21	502:11	23.9	96-160	.600	22-53	.415	49-61	.803	29	80	109	5.2	30	0	44	24	10	17	263	12.5
10	BAKER-MAZARA, Chad	21-0	430:55	20.5	58-134	.433	21-56	.375	54-62	.871	18	46	64	3.0	46	0	43	18	9	23	191	9.1
1	HOLLOWAY, Aden	21-17	447:32	21.3	59-186	.317	41-129	.318	31-40	.775	5	28	33	1.6	28	0	65	21	1	6	190	9.0
12	JONES, Denver	21-19	432:44	20.6	48-124	.387	26-71	.366	39-43	.907	11	30	41	2.0	18	0	32	17	1	15	161	7.7
0	JOHNSON, K.D.	21-1	372:11	17.7	46-124	.371	15-58	.259	42-52	.808	6	33	39	1.9	51	1	28	17	4	27	149	7.1
3	DONALDSON, Tre	21-5	397:13	18.9	55-110	.500	17-44	.386	20-23	.870	10	46	56	2.7	21	0	71	32	0	17	147	7.0
44	CARDWELL, Dylan	21-1	310:02	14.8	45-66	.682	0-2	.000	22-34	.647	41	46	87	4.1	46	0	21	16	30	15	112	5.3
31	JOHNSON, Chaney	21-0	311:53	14.9	33-74	.446	4-19	.211	10-15	.667	21	49	70	3.3	49	1	12	19	9	13	80	3.8
5	MOORE, Chris	21-21	306:50	14.6	18-46	.391	2-16	.125	15-19	.789	14	16	30	1.4	23	0	17	12	9	5	53	2.5
24	BERMAN, Lior	20-0	127:46	6.4	9-25	.360	4-12	.333	10-15	.667	10	16	26	1.3	14	0	3	2	1	0	32	1.6
21	MUSCHALEK, Blake	9-0	13:02	1.4	0-3	.000	0-0	.000	7-11	.636	0	0	0	0.0	0	0	1	1	0	1	7	0.8
23	SCOTT, Addarin	11-0	16:39	1.5	2-2	1.000	0-0	.000	2-2	1.000	2	3	5	0.5	4	0	1	2	3	0	6	0.5
42	ALEXANDER, Haston	1-0	01:31	1.5	0-0	.000	0-0	.000	0-0	.000	0	1	1	1.0	1	0	0	0	0	0	0	0.0
20	SOBERA, Carter	10-0	14:34	1.5	0-2	.000	0-0	.000	0-0	.000	1	2	3	0.3	0	0	0	0	0	0	0	0.0
55	HARPER, Jalen	8-0	11:08	1.4	0-6	.000	0-2	.000	0-0	.000	0	0	0	0.0	1	0	1	0	0	0	0	0.0
Team											25	46	71					7				
<b>Total</b>		<b>21</b>	<b>4200</b>		<b>596-1287</b>	<b>.463</b>	<b>165-500</b>	<b>.330</b>	<b>364-476</b>	<b>.765</b>	<b>247</b>	<b>572</b>	<b>819</b>	<b>39.0</b>	<b>383</b>	<b>4</b>	<b>377</b>	<b>222</b>	<b>124</b>	<b>162</b>	<b>1721</b>	<b>82.0</b>
<b>Opponents</b>		<b>21</b>	<b>4200</b>		<b>458-1218</b>	<b>.376</b>	<b>127-436</b>	<b>.291</b>	<b>329-450</b>	<b>.731</b>	<b>237</b>	<b>488</b>	<b>725</b>	<b>34.5</b>	<b>384</b>	<b>9</b>	<b>203</b>	<b>293</b>	<b>58</b>	<b>139</b>	<b>1372</b>	<b>65.3</b>

### Team Statistics

	AUB	OPP
<b>Scoring</b>	<b>1721</b>	<b>1372</b>
Points per game	82.0	65.3
Scoring margin	+16.6	-
<b>Field goals-att</b>	<b>596-1287</b>	<b>458-1218</b>
Field goal pct	.463	.376
<b>3 point fg-att</b>	<b>165-500</b>	<b>127-436</b>
3-point FG pct	.330	.291
3-pt FG made per game	7.9	6.0
<b>Free throws-att</b>	<b>364-476</b>	<b>329-450</b>
Free throw pct	.765	.731
F-Throws made per game	17.3	15.7
<b>Rebounds</b>	<b>819</b>	<b>725</b>
Rebounds per game	39.0	34.5
Rebounding margin	+4.5	-
<b>Assists</b>	<b>377</b>	<b>203</b>
Assists per game	18.0	9.7
<b>Turnovers</b>	<b>222</b>	<b>293</b>
Turnovers per game	10.6	14.0
Turnover margin	+3.4	-
Assist/turnover ratio	1.7	0.7
<b>Steals</b>	<b>162</b>	<b>139</b>
Steals per game	7.7	6.6
<b>Blocks</b>	<b>124</b>	<b>58</b>
Blocks per game	5.9	2.8
<b>Winning streak</b>	<b>1</b>	<b>-</b>
Home win streak	11	-
<b>Attendance</b>	<b>100331</b>	<b>55985</b>
Home games-Avg/Game	11-9121	5-11197
Neutral site-Avg/Game	-	5-5716

### Team Results

Date	Opponent		Score	Att.
11/07/2023	vs Baylor	L	82-88	3028
11/10/2023	Southeastern La.	W	86-71	9121
11/16/2023	vs Notre Dame	W	83-59	5524
11/17/2023	vs St. Bonaventure	W	77-60	4849
11/21/2023	Alabama A&M	W	84-54	9121
11/29/2023	Virginia Tech	W	74-57	9121
12/03/2023	at App State	L	64-69	7037
12/09/2023	vs Indiana	W	104-76	8623
12/13/2023	vs UNC Asheville	W	87-62	6556
12/17/2023	Southern California	W	91-75	9121
12/22/2023	Alabama St.	W	82-62	9121
12/30/2023	Chattanooga	W	101-66	9121
01/02/2024	Penn	W	88-68	9121
01/06/2024	at Arkansas	W	83-51	19200
01/09/2024	Texas A&M	W	66-55	9121
01/13/2024	LSU	W	93-78	9121
01/17/2024	at Vanderbilt	W	80-65	7099
01/20/2024	Ole Miss	W	82-59	9121
01/24/2024	at Alabama	L	75-79	13474
01/27/2024	at Mississippi St.	L	58-64	9175
01/31/2024	Vanderbilt	W	81-54	9121

# 2023-24 CONFERENCE STATISTICS

### Game Records

Record	Overall	Home	Away	Neutral
ALL GAMES	6-2	4-0	2-2	0-0
CONFERENCE	6-2	4-0	2-2	0-0
NON-CONFERENCE	0-0	0-0	0-0	0-0

### Score by Periods

Team	1st	2nd	OT	TOT
Auburn	293	325	0	618
Opponents	229	276	0	505

### Team Box Score

No.	Player	Total			3-Point		F-Throw		Rebounds				Other Stats									
		GP-GS	MIN	AVG	FG-FGA	FG%	3FG-3FGA	3FG%	FT-FTA	FT%	OFF	DEF	TOT	AVG	PF	DQ	A	TO	BLK	STL	PTS	AVG
4	BROOME, Johni	8-8	204:43	25.6	48-85	.565	6-12	.500	23-28	.821	20	51	71	8.9	19	1	17	12	21	13	125	15.6
2	WILLIAMS, Jaylin	8-8	217:01	27.1	40-64	.625	10-21	.476	24-29	.828	10	35	45	5.6	12	0	18	10	2	5	114	14.3
10	BAKER-MAZARA, Chad	8-0	177:36	22.2	23-55	.418	9-23	.391	17-20	.850	5	17	22	2.8	21	0	17	11	4	12	72	9.0
12	JONES, Denver	8-7	164:42	20.6	18-48	.375	10-26	.385	11-13	.846	4	4	8	1.0	6	0	10	3	1	8	57	7.1
1	HOLLOWAY, Aden	8-6	157:51	19.7	17-63	.270	11-47	.234	8-11	.727	3	13	16	2.0	10	0	14	8	0	2	53	6.6
0	JOHNSON, K.D.	8-1	155:15	19.4	14-49	.286	3-20	.150	19-23	.826	1	13	14	1.8	18	0	10	8	1	11	50	6.3
3	DONALDSON, Tre	8-2	158:49	19.9	18-36	.500	5-14	.357	8-9	.889	3	20	23	2.9	7	0	26	14	0	8	49	6.1
44	CARDWELL, Dylan	8-0	110:13	13.8	17-25	.680	0-1	.000	9-14	.643	14	20	34	4.3	18	0	9	7	14	5	43	5.4
31	JOHNSON, Chaney	8-0	100:45	12.6	12-26	.462	2-8	.250	2-2	1.000	3	15	18	2.3	17	0	3	6	3	3	28	3.5
24	BERMAN, Lior	8-0	46:06	5.8	4-11	.364	2-5	.400	6-7	.857	3	7	10	1.3	6	0	1	1	0	0	16	2.0
23	SCOTT, Addarin	3-0	04:55	1.6	2-2	1.000	0-0	.000	0-0	.000	0	1	1	0.3	3	0	1	1	2	0	4	1.3
5	MOORE, Chris	8-8	92:16	11.5	3-15	.200	1-6	.167	0-0	.000	3	3	6	0.8	6	0	2	3	3	1	7	0.9
55	HARPER, Jalen	2-0	03:16	1.6	0-1	.000	0-0	.000	0-0	.000	0	0	0	0.0	0	0	1	0	0	0	0	0.0
21	MUSCHALEK, Blake	2-0	03:16	1.6	0-0	.000	0-0	.000	0-0	.000	0	0	0	0.0	0	0	1	1	0	0	0	0.0
20	SOBERA, Carter	2-0	03:16	1.6	0-1	.000	0-0	.000	0-0	.000	1	1	2	1.0	0	0	0	0	0	0	0	0.0
Team											11	15	26					3				
<b>Total</b>		<b>8</b>	<b>1600</b>		<b>216-481</b>	<b>.449</b>	<b>59-183</b>	<b>.322</b>	<b>127-156</b>	<b>.814</b>	<b>81</b>	<b>215</b>	<b>296</b>	<b>37.0</b>	<b>143</b>	<b>1</b>	<b>130</b>	<b>88</b>	<b>51</b>	<b>68</b>	<b>618</b>	<b>77.3</b>
<b>Opponents</b>		<b>8</b>	<b>1600</b>		<b>168-471</b>	<b>.357</b>	<b>47-169</b>	<b>.278</b>	<b>122-172</b>	<b>.709</b>	<b>108</b>	<b>192</b>	<b>300</b>	<b>37.5</b>	<b>135</b>	<b>1</b>	<b>73</b>	<b>116</b>	<b>25</b>	<b>56</b>	<b>505</b>	<b>63.1</b>

### Team Statistics

	AUB	OPP
<b>Scoring</b>	<b>618</b>	<b>505</b>
Points per game	77.3	63.1
Scoring margin	+14.1	-
<b>Field goals-att</b>	<b>216-481</b>	<b>168-471</b>
Field goal pct	.449	.357
<b>3 point fg-att</b>	<b>59-183</b>	<b>47-169</b>
3-point FG pct	.322	.278
3-pt FG made per game	7.4	5.9
<b>Free throws-att</b>	<b>127-156</b>	<b>122-172</b>
Free throw pct	.814	.709
F-Throws made per game	15.9	15.3
<b>Rebounds</b>	<b>296</b>	<b>300</b>
Rebounds per game	37.0	37.5
Rebounding margin	-0.5	-
<b>Assists</b>	<b>130</b>	<b>73</b>
Assists per game	16.3	9.1
<b>Turnovers</b>	<b>88</b>	<b>116</b>
Turnovers per game	11.0	14.5
Turnover margin	+3.5	-
Assist/turnover ratio	1.5	0.6
<b>Steals</b>	<b>68</b>	<b>56</b>
Steals per game	8.5	7.0
<b>Blocks</b>	<b>51</b>	<b>25</b>
Blocks per game	6.4	3.1
<b>Winning streak</b>	<b>1</b>	<b>-</b>
Home win streak	4	-
<b>Attendance</b>	<b>36484</b>	<b>48948</b>
Home games-Avg/Game	4-9121	4-12237
Neutral site-Avg/Game	-	0-0

### Team Results

Date	Opponent	Score	Att.
01/06/2024	at Arkansas	W 83-51	19200
01/09/2024	Texas A&M	W 66-55	9121
01/13/2024	LSU	W 93-78	9121
01/17/2024	at Vanderbilt	W 80-65	7099
01/20/2024	Ole Miss	W 82-59	9121
01/24/2024	at Alabama	L 75-79	13474
01/27/2024	at Mississippi St.	L 58-64	9175
01/31/2024	Vanderbilt	W 81-54	9121



# TEAM AND OPPONENT SUPERLATIVES

## AUBURN GAME HIGHS

### Auburn - Game Highs

<b>POINTS</b>	104	vs Indiana (N) (12/09/2023)
	101	Chattanooga (12/30/2023)
	93	LSU (01/13/2024)
	91	Southern California (12/17/2023)
	88	Penn (01/02/2024)
<b>FIELD GOALS MADE</b>	37	Chattanooga (12/30/2023)
	35	vs Indiana (N) (12/09/2023)
<b>FIELD GOAL ATTEMPTS</b>	72	vs Indiana (N) (12/09/2023)
	70	at Arkansas (01/06/2024)
	70	Southeastern La. (11/10/2023)
<b>FIELD GOAL PERCENTAGE</b>	.582 (32-55)	Ole Miss (01/20/2024)
	.561 (37-66)	Chattanooga (12/30/2023)
<b>3 PT FG MADE</b>	14	vs Indiana (N) (12/09/2023)
	12	Penn (01/02/2024)
<b>3 PT FG ATTEMPTS</b>	35	Penn (01/02/2024)
	32	Southeastern La. (11/10/2023)
<b>3 PT FG PERCENTAGE</b>	.483 (14-29)	vs Indiana (N) (12/09/2023)
	.474 (9-19)	vs Baylor (N) (11/07/2023)
<b>FREE THROWS MADE</b>	27	LSU (01/13/2024)
	26	Alabama St. (12/22/2023)
	26	Alabama A&M (11/21/2023)
<b>FREE THROW ATTEMPTS</b>	36	Virginia Tech (11/29/2023)
	36	Alabama A&M (11/21/2023)
<b>FREE THROW PERCENTAGE</b>	.909 (10-11)	Ole Miss (01/20/2024)
	.875 (14-16)	at Mississippi St. (01/27/2024)
<b>REBOUNDS</b>	48	at App State (12/03/2023)
	48	Alabama A&M (11/21/2023)
<b>ASSISTS</b>	25	vs Indiana (N) (12/09/2023)
	23	Chattanooga (12/30/2023)
<b>STEALS</b>	15	LSU (01/13/2024)
	11	Alabama St. (12/22/2023)
	11	Virginia Tech (11/29/2023)
<b>BLOCKED SHOTS</b>	10	at Alabama (01/24/2024)
	10	vs Baylor (N) (11/07/2023)
<b>TURNOVERS</b>	18	Alabama St. (12/22/2023)
	16	Ole Miss (01/20/2024)
<b>FOULS</b>	32	vs Baylor (N) (11/07/2023)
	22	at Vanderbilt (01/17/2024)
	22	Southern California (12/17/2023)
	22	Virginia Tech (11/29/2023)

## OPPONENT GAME HIGHS

### Opponent - Game Highs

<b>POINTS</b>	88	vs Baylor (N) (11/07/2023)
	79	at Alabama (01/24/2024)
	78	LSU (01/13/2024)
	76	vs Indiana (N) (12/09/2023)
	75	Southern California (12/17/2023)
<b>FIELD GOALS MADE</b>	26	at Alabama (01/24/2024)
	26	vs Baylor (N) (11/07/2023)
<b>FIELD GOAL ATTEMPTS</b>	68	at Alabama (01/24/2024)
	63	Southeastern La. (11/10/2023)
<b>FIELD GOAL PERCENTAGE</b>	.451 (23-51)	vs UNC Asheville (N) (12/13/2023)
	.439 (25-57)	at Mississippi St. (01/27/2024)
<b>3 PT FG MADE</b>	11	at Alabama (01/24/2024)
	11	Chattanooga (12/30/2023)
<b>3 PT FG ATTEMPTS</b>	33	Chattanooga (12/30/2023)
	30	at Alabama (01/24/2024)
<b>3 PT FG PERCENTAGE</b>	.474 (9-19)	vs Baylor (N) (11/07/2023)
	.471 (8-17)	at App State (12/03/2023)
<b>FREE THROWS MADE</b>	27	vs Baylor (N) (11/07/2023)
	23	Virginia Tech (11/29/2023)
<b>FREE THROW ATTEMPTS</b>	34	vs Baylor (N) (11/07/2023)
	31	Virginia Tech (11/29/2023)
<b>FREE THROW PERCENTAGE</b>	.875 (14-16)	Alabama St. (12/22/2023)
	.846 (11-13)	vs St. Bonaventure (N) (11/17/2023)
<b>REBOUNDS</b>	46	at Alabama (01/24/2024)
	45	at Mississippi St. (01/27/2024)
<b>ASSISTS</b>	16	Chattanooga (12/30/2023)
	14	vs UNC Asheville (N) (12/13/2023)
	14	vs Indiana (N) (12/09/2023)
<b>STEALS</b>	14	Alabama St. (12/22/2023)
	11	Texas A&M (01/09/2024)
<b>BLOCKED SHOTS</b>	5	Vanderbilt (01/31/2024)
	5	Alabama St. (12/22/2023)
<b>TURNOVERS</b>	21	Virginia Tech (11/29/2023)
	19	Texas A&M (01/09/2024)
<b>FOULS</b>	26	Alabama A&M (11/21/2023)
	25	Virginia Tech (11/29/2023)

## AUBURN GAME LOWS

### Auburn - Game Lows

<b>POINTS</b>	58	at Mississippi St. (01/27/2024)
	64	at App State (12/03/2023)
	66	Texas A&M (01/09/2024)
	74	Virginia Tech (11/29/2023)
	75	at Alabama (01/24/2024)
<b>FIELD GOALS MADE</b>	19	at Mississippi St. (01/27/2024)
	20	Texas A&M (01/09/2024)
<b>FIELD GOAL ATTEMPTS</b>	51	Texas A&M (01/09/2024)
	52	vs St. Bonaventure (N) (11/17/2023)
<b>FIELD GOAL PERCENTAGE</b>	.339 (19-56)	at Mississippi St. (01/27/2024)
	.387 (24-62)	Virginia Tech (11/29/2023)
<b>3 PT FG MADE</b>	2	Virginia Tech (11/29/2023)
	3	at App State (12/03/2023)
<b>3 PT FG ATTEMPTS</b>	16	Virginia Tech (11/29/2023)
	18	Ole Miss (01/20/2024)
	18	at Arkansas (01/06/2024)
<b>3 PT FG PERCENTAGE</b>	.111 (3-27)	at App State (12/03/2023)
	.125 (2-16)	Virginia Tech (11/29/2023)
<b>FREE THROWS MADE</b>	8	at Arkansas (01/06/2024)
	9	at App State (12/03/2023)
<b>FREE THROW ATTEMPTS</b>	11	Ole Miss (01/20/2024)
	11	at Arkansas (01/06/2024)
<b>FREE THROW PERCENTAGE</b>	.474 (9-19)	at App State (12/03/2023)
	.667 (24-36)	Virginia Tech (11/29/2023)
<b>REBOUNDS</b>	29	Ole Miss (01/20/2024)
	30	at Mississippi St. (01/27/2024)
<b>ASSISTS</b>	11	at Alabama (01/24/2024)
	12	at Mississippi St. (01/27/2024)
	12	Virginia Tech (11/29/2023)
<b>STEALS</b>	3	at App State (12/03/2023)
	4	vs St. Bonaventure (N) (11/17/2023)
<b>BLOCKED SHOTS</b>	2	at App State (12/03/2023)
	3	vs Indiana (N) (12/09/2023)
	3	vs St. Bonaventure (N) (11/17/2023)
<b>TURNOVERS</b>	3	vs Indiana (N) (12/09/2023)
	6	Penn (01/02/2024)
<b>FOULS</b>	11	Penn (01/02/2024)
	13	Alabama St. (12/22/2023)

## OPPONENT GAME LOWS

### Opponent - Game Lows

<b>POINTS</b>	51	at Arkansas (01/06/2024)
	54	Vanderbilt (01/31/2024)
	54	Alabama A&M (11/21/2023)
	55	Texas A&M (01/09/2024)
	57	Virginia Tech (11/29/2023)
<b>FIELD GOALS MADE</b>	14	Virginia Tech (11/29/2023)
	15	Vanderbilt (01/31/2024)
<b>FIELD GOAL ATTEMPTS</b>	51	vs UNC Asheville (N) (12/13/2023)
	51	at App State (12/03/2023)
	51	Virginia Tech (11/29/2023)
<b>FIELD GOAL PERCENTAGE</b>	.268 (15-56)	Vanderbilt (01/31/2024)
	.275 (14-51)	Virginia Tech (11/29/2023)
<b>3 PT FG MADE</b>	2	vs Notre Dame (N) (11/16/2023)
	3	Texas A&M (01/09/2024)
	3	Alabama A&M (11/21/2023)
	3	vs St. Bonaventure (N) (11/17/2023)
<b>3 PT FG ATTEMPTS</b>	14	Southeastern La. (11/10/2023)
	15	Alabama A&M (11/21/2023)
<b>3 PT FG PERCENTAGE</b>	.077 (2-26)	vs Notre Dame (N) (11/16/2023)
	.125 (3-24)	vs St. Bonaventure (N) (11/17/2023)
<b>FREE THROWS MADE</b>	8	at Arkansas (01/06/2024)
	8	Penn (01/02/2024)
<b>FREE THROW ATTEMPTS</b>	13	vs St. Bonaventure (N) (11/17/2023)
	14	Penn (01/02/2024)
<b>FREE THROW PERCENTAGE</b>	.500 (9-18)	at Mississippi St. (01/27/2024)
	.500 (9-18)	vs UNC Asheville (N) (12/13/2023)
<b>REBOUNDS</b>	23	Chattanooga (12/30/2023)
	26	vs UNC Asheville (N) (12/13/2023)
<b>ASSISTS</b>	4	at Vanderbilt (01/17/2024)
	6	Vanderbilt (01/31/2024)
	6	Alabama A&M (11/21/2023)
	6	Southeastern La. (11/10/2023)
<b>STEALS</b>	2	vs Indiana (N) (12/09/2023)
	4	at Arkansas (01/06/2024)
	4	Penn (01/02/2024)
	4	Southern California (12/17/2023)
<b>BLOCKED SHOTS</b>	1	vs UNC Asheville (N) (12/13/2023)
	1	vs St. Bonaventure (N) (11/17/2023)
	1	Southeastern La. (11/10/2023)
<b>TURNOVERS</b>	7	at App State (12/03/2023)
	9	Southeastern La. (11/10/2023)
<b>FOULS</b>	9	vs UNC Asheville (N) (12/13/2023)
	11	at Arkansas (01/06/2024)

# TEAM AND INDIVIDUAL SUPERLATIVES

## AUBURN INDIVIDUAL HIGHS

### Auburn - Individual Game Highs

<b>POINTS</b>	30	Johni Broome vs Virginia Tech (11/29/2023)
	25	Johni Broome at Alabama (01/24/2024)
	24	Johni Broome vs Penn (01/02/2024)
	24	Aden Holloway vs Indiana (N) (12/09/2023)
	24	Jaylin Williams vs Indiana (N) (12/09/2023)
<b>FIELD GOALS MADE</b>	11	Johni Broome at Alabama (01/24/2024)
	11	Johni Broome vs Virginia Tech (11/29/2023)
<b>FIELD GOAL ATTEMPTS</b>	19	Johni Broome vs Virginia Tech (11/29/2023)
	17	Johni Broome at Alabama (01/24/2024)
<b>FIELD GOAL PERCENTAGE (min 5 made)</b>	1.000 (9-9)	Jaylin Williams vs Chattanooga (12/30/2023)
	1.000 (7-7)	Jaylin Williams at Vanderbilt (01/17/2024)
<b>3 PT FG MADE</b>	5	Aden Holloway vs Indiana (N) (12/09/2023)
	4	Denver Jones vs Vanderbilt (01/31/2024)
	4	Aden Holloway vs Southern California (12/17/2023)
	4	Aden Holloway vs Notre Dame (N) (11/16/2023)
	4	Aden Holloway vs Baylor (N) (11/07/2023)
<b>3 PT FG ATTEMPTS</b>	10	Aden Holloway vs LSU (01/13/2024)
	8	Denver Jones vs Vanderbilt (01/31/2024)
	8	Aden Holloway vs Chattanooga (12/30/2023)
	8	Aden Holloway vs Indiana (N) (12/09/2023)
	8	Aden Holloway vs Southeastern La. (11/10/2023)
	8	Aden Holloway vs Baylor (N) (11/07/2023)
<b>3 PT FG PERCENTAGE (min 2 made)</b>	1.000 (3-3)	Chad Baker-Mazara vs UNC Asheville (N) (12/13/2023)
	1.000 (3-3)	Denver Jones vs St. Bonaventure (N) (11/17/2023)
	1.000 (2-2)	Johni Broome vs Vanderbilt (01/31/2024)
	1.000 (2-2)	Jaylin Williams at Vanderbilt (01/17/2024)
	1.000 (2-2)	Jaylin Williams vs LSU (01/13/2024)
	1.000 (2-2)	Jaylin Williams vs Chattanooga (12/30/2023)
	1.000 (2-2)	K.D. Johnson vs Chattanooga (12/30/2023)
	1.000 (2-2)	Denver Jones vs Southern California (12/17/2023)
<b>FREE THROWS MADE</b>	8	Johni Broome vs Texas A&M (01/09/2024)
	8	Johni Broome vs Virginia Tech (11/29/2023)
<b>FREE THROW ATTEMPTS</b>	13	Johni Broome vs Virginia Tech (11/29/2023)
	11	Johni Broome vs St. Bonaventure (N) (11/17/2023)
<b>FREE THROW PERCENTAGE (min 3 made)</b>	1.000 (6-6)	Chad Baker-Mazara vs LSU (01/13/2024)
	1.000 (6-6)	K.D. Johnson vs LSU (01/13/2024)
	1.000 (6-6)	Jaylin Williams vs Alabama St. (12/22/2023)
	1.000 (6-6)	Denver Jones vs Southern California (12/17/2023)
	1.000 (6-6)	Denver Jones vs Virginia Tech (11/29/2023)
	1.000 (6-6)	Dylan Cardwell vs St. Bonaventure (N) (11/17/2023)
	1.000 (5-5)	Jaylin Williams at Vanderbilt (01/17/2024)
	1.000 (5-5)	Jaylin Williams vs Texas A&M (01/09/2024)
	1.000 (5-5)	Aden Holloway vs Indiana (N) (12/09/2023)
	1.000 (5-5)	Chad Baker-Mazara vs Virginia Tech (11/29/2023)
	1.000 (4-4)	Jaylin Williams at Mississippi St. (01/27/2024)
	1.000 (4-4)	Dylan Cardwell at Vanderbilt (01/17/2024)
	1.000 (4-4)	Tre Donaldson vs LSU (01/13/2024)
	1.000 (4-4)	Chad Baker-Mazara at Arkansas (01/06/2024)
	1.000 (4-4)	Tre Donaldson vs Chattanooga (12/30/2023)
	1.000 (4-4)	K.D. Johnson vs Alabama St. (12/22/2023)
	1.000 (4-4)	Chris Moore vs Alabama St. (12/22/2023)
	1.000 (4-4)	Denver Jones vs Indiana (N) (12/09/2023)
	1.000 (3-3)	Lior Berman vs Vanderbilt (01/31/2024)
	1.000 (3-3)	Johni Broome at Mississippi St. (01/27/2024)

## OPPONENT INDIVIDUAL HIGHS

### Opponent - Individual Game Highs

<b>POINTS</b>	28	Ja'Kobe Walter vs Baylor (N) (11/07/2023)
	24	Roger McFarlane vs Southeastern La. (11/10/2023)
	23	Drew Pember vs UNC Asheville (N) (12/13/2023)
	22	Mark Sears at Alabama (01/24/2024)
	22	Boogie Ellis vs Southern California (12/17/2023)
<b>FIELD GOALS MADE</b>	9	Mark Sears at Alabama (01/24/2024)
	9	Roger McFarlane vs Southeastern La. (11/10/2023)
<b>FIELD GOAL ATTEMPTS</b>	23	Roger McFarlane vs Southeastern La. (11/10/2023)
	21	Mark Sears at Alabama (01/24/2024)
<b>FIELD GOAL PERCENTAGE (min 5 made)</b>	.875 (7-8)	Chad Venning vs St. Bonaventure (N) (11/17/2023)
	.833 (5-6)	Trae Hannibal vs LSU (01/13/2024)
	.833 (5-6)	Nick McMullen vs UNC Asheville (N) (12/13/2023)
<b>3 PT FG MADE</b>	5	Rylan Griffen at Alabama (01/24/2024)
	4	Latrell Wrightsell Jr. at Alabama (01/24/2024)
	4	Tyrell Ward vs LSU (01/13/2024)
	4	Keyon Menifield Jr. at Arkansas (01/06/2024)
	4	Sam Brown vs Penn (01/02/2024)
	4	Honor Huff vs Chattanooga (12/30/2023)
	4	Roger McFarlane vs Southeastern La. (11/10/2023)
	4	Ja'Kobe Walter vs Baylor (N) (11/07/2023)
<b>3 PT FG ATTEMPTS</b>	10	Rylan Griffen at Alabama (01/24/2024)
	9	Josh Hubbard at Mississippi St. (01/27/2024)
	9	Keyon Menifield Jr. at Arkansas (01/06/2024)
<b>3 PT FG PERCENTAGE (min 2 made)</b>	.750 (3-4)	Jaydon Young vs Virginia Tech (11/29/2023)
	.667 (4-6)	Latrell Wrightsell Jr. at Alabama (01/24/2024)
	.667 (4-6)	Sam Brown vs Penn (01/02/2024)
	.667 (2-3)	Demetrius Davis vs Chattanooga (12/30/2023)
	.667 (2-3)	Gabe Cupps vs Indiana (N) (12/09/2023)
	.667 (2-3)	Myles Tate at App State (12/03/2023)
	.667 (2-3)	CJ Huntley at App State (12/03/2023)
	.667 (2-3)	John Camden vs Virginia Tech (11/29/2023)
<b>FREE THROWS MADE</b>	10	Ja'Kobe Walter vs Baylor (N) (11/07/2023)
	8	Tyrin Lawrence vs Vanderbilt (01/31/2024)
	8	Grant Nelson at Alabama (01/24/2024)
	8	Ke'el Ware vs Indiana (N) (12/09/2023)
<b>FREE THROW ATTEMPTS</b>	11	Tyrin Lawrence vs Vanderbilt (01/31/2024)
	10	Ke'el Ware vs Indiana (N) (12/09/2023)
	10	Ja'Kobe Walter vs Baylor (N) (11/07/2023)
<b>FREE THROW PERCENTAGE (min 3 made)</b>	1.000 (10-10)	Ja'Kobe Walter vs Baylor (N) (11/07/2023)
	1.000 (7-7)	Jordan Wright vs LSU (01/13/2024)
	1.000 (7-7)	Trae Hannibal vs LSU (01/13/2024)
	1.000 (6-6)	Jason Rivera-Torres at Vanderbilt (01/17/2024)
	1.000 (4-4)	Allen Flanigan vs Ole Miss (01/20/2024)
	1.000 (4-4)	Wade Taylor IV vs Texas A&M (01/09/2024)
	1.000 (4-4)	Trey Bonham vs Chattanooga (12/30/2023)
	1.000 (4-4)	Mackenzie Mgbako vs Indiana (N) (12/09/2023)
	1.000 (4-4)	Terence Harcum at App State (12/03/2023)
	1.000 (4-4)	Nick Caldwell vs Southeastern La. (11/10/2023)
	1.000 (3-3)	Mark Sears at Alabama (01/24/2024)
	1.000 (3-3)	Henry Coleman III vs Texas A&M (01/09/2024)
	1.000 (3-3)	Honor Huff vs Chattanooga (12/30/2023)
	1.000 (3-3)	Anthony Walker vs Indiana (N) (12/09/2023)
	1.000 (3-3)	Tae Davis vs Notre Dame (N) (11/16/2023)

# MISCELLANEOUS STATISTICS

## AUBURN'S RECORD IN BRUCE PEARL ERA

Overall (On-Court)	17-4	204-115
Home	11-0	123-31
Away	2-2	44-63
Neutral	4-1	38-20
Conference (On-Court)	6-2	90-80
Home	3-0	56-28
Away	2-1	33-51
Non-Conference (On-Court)	11-2	109-35
Home	7-0	62-3
Away	0-1	9-12
Neutral	4-1	37-20
Overtime	0-0	12-6
Ranked opponents	1-1	19-27
Unranked opponents	16-3	173-88
Wearing white uniforms	11-0	120-41
Wearing navy uniforms	4-2	43-51
Wearing orange uniforms	2-2	29-23
Leading at half	17-1	149-25
Trailing at half	0-2	38-85
Tied at half	0-1	5-5
Leading with 5:00 remaining in second half	17-1	170-7
Trailing with 5:00 remaining in second half	0-2	20-103
Tied with 5:00 remaining in second half	0-1	4-5
Has more rebounds than opponent	11-1	121-28
Has fewer rebounds than opponent	5-2	68-48
Same rebounds as opponent	1-1	3-9
Commits more turnovers than opponent	1-1	44-69
Causes more turnovers than opponent	14-3	131-48
Same turnovers as opponent	2-0	17-8
Has more FT attempts than opponent	10-0	131-42
Has fewer FT attempts than opponent	7-4	59-70
Same FT attempts as opponent	0-0	3-3
Shoots 40% or better from field	15-2	162-51
Shoots less than 40% from field	2-2	30-64
Opponent shoots 40% or better from field	5-3	110-99
Opponent shoots less than 40% from field	12-1	82-16
Shoots better than opponent	17-2	143-21
Opponent shoots better	0-2	47-93
Same FG percentage	0-0	2-1
Auburn bench outscores opponent's bench	17-3	126-40
Opponent's bench outscores Auburn bench	0-1	63-70
Same points off the bench	0-0	2-6
Auburn scores 100 or more	2-0	11-1
Auburn scores between 90-99	2-0	28-2
Auburn scores between 80-89	10-1	75-18
Auburn scores between 70-79	2-1	54-26
Auburn scores between 60-69	1-1	20-40
Auburn scores less than 60	0-1	3-28
Opponent scores 100 or more	0-0	0-5
Opponent scores between 90-99	0-0	3-17
Opponent scores between 80-89	0-1	20-37
Opponent scores between 70-79	4-1	62-32
Opponent scores between 60-69	6-2	66-19
Opponent scores less than 60	7-0	40-5
On Sunday	1-1	7-4
On Monday	0-0	6-5
On Tuesday	3-1	37-24
On Wednesday	4-1	40-25
On Thursday	1-0	12-3
On Friday	3-0	26-6
On Saturday	5-1	64-48
In November	5-1	46-10
In December	5-1	47-14
In January	7-2	48-33
In February	0-0	28-40
In March	0-0	23-17
In April	0-0	0-1
Five-plus players score in double-figures	3-0	44-9
Four players score in double figures	7-0	70-21
Three players score in double figures	5-1	54-45

## MISCELLANEOUS

Largest margin of victory	35 vs. Chattanooga (12/30/23)
Smallest margin of victory	11 vs. Texas A&M (1/9/24)
Largest margin of defeat	6 at Mississippi State (1/27/24), vs. Baylor (11/7/23)
Smallest margin of defeat	4 at Alabama (1/24/24)
Biggest rebound margin	+23 vs. Chattanooga (12/30/23)
Biggest rebound deficit	-15 at Mississippi State (1/27/24)
Average margin of victory/defeat	+21.6/-5.3
Largest halftime lead	+34 (49-15) vs. Alabama A&M (11/21/23)
Largest halftime lead blown	+9 (43-34) vs. Baylor (11/7/23)
Largest halftime deficit	-14 (44-30) at Alabama (1/24/24)
Largest halftime deficit overcome to win	
Largest overall lead	43 vs. Alabama A&M, 2nd Half (11/21/23)
Largest overall lead blown	9 vs. Baylor, 1st Half (11/7/23)
Largest overall deficit	-14 at Alabama, 1st Half (1/24/24)
Largest deficit overcome to win	-12 vs. Indiana (12/9/23)

## TEAM EXTREMES

Most points scored	104 vs. Indiana (12/9/23)
Fewest points scored	58 at Mississippi State (1/27/24)
Most rebounds	
	48 at Appalachian State (12/3/23), vs. Alabama A&M (11/21/23)
Fewest rebounds	29 vs. Ole Miss (1/20/24)
Most assists	25 vs. Indiana (12/9/23)
Fewest assists	11 at Alabama (1/24/24)
Most turnovers	18 vs. Alabama State (12/22/23)
Fewest turnovers	3 vs. Indiana (12/9/23) - tied school single-game record
Most steals	15 vs. LSU (1/13/24)
Fewest steals	3 at Appalachian State (12/3/23)
Most blocks	10 at Alabama (1/24/24), vs. Baylor (11/7/23)
Fewest blocks	2 at Appalachian State (12/3/23)
Best shooting percentage	.582 (32-55) vs. Ole Miss (1/20/24)
Worst shooting percentage	.339 (19-56) at Mississippi State (1/27/24)
Best 3-pt. percentage	.483 (14-29) vs. Indiana (12/9/23)
Worst 3-pt. percentage	.111 (3-27) at Appalachian State (12/3/23)
Best FT percentage	.909 (10-11) vs. Ole Miss (1/20/24)
Worst FT percentage	.474 (9-19) at Appalachian State (12/3/23)
Most points (1st half)	52 vs. Indiana (12/9/23)
Fewest points (1st half)	21 at Mississippi State (1/27/24)
Most points (2nd half)	52 vs. Chattanooga (12/30/23), vs. Indiana (12/9/23)
Fewest points (2nd half)	29 vs. St. Bonaventure (11/17/23)
Most points (OT)	
Fewest points (OT)	

## STARTING LINEUPS

### Record when starting lineup is:

Donaldson, Jones, Moore, J. Williams, Broome	2-1
Holloway, Jones, Moore, J. Williams, Broome	14-2
Holloway, Donaldson, Moore, J. Williams, Cardwell	1-0
Donaldson, K. Johnson, Moore, J. Williams, Broome	0-1

### Record when starts (Career):

Johni Broome	16-4 (78-35)
Chaney Johnson	(49-17)
Jaylin Williams	17-4 (49-31)
K.D. Johnson	0-1 (25-7)
Denver Jones	16-3 (33-20)
Chris Moore	17-4 (29-7)
Chad Baker-Mazara	(7-6)
Tre Donaldson	3-2 (3-2)
Aden Holloway	15-2 (15-2)
Dylan Cardwell	1-0 (2-0)



2023-24 BOX SCORES

GAME 5 | AUBURN 84, ALABAMA A&M 54

NCAA logo, Official Basketball Box Score - Final, Alabama A&M at Auburn, Game Time: 7:00 PM, Game Duration: 2:04, Attendance: 9,121, Officials: Pat Adams, Rob Rorke, Doug Simons

Alabama A&M - 54, Record: 0-3. Box score table with columns for NO., Name, Min, FG, 3P, FT, Rebounds, Fouls, TP, AS, TO, ST, Blocks, +/- and Shooting By Period.

GAME 6 | AUBURN 74, VIRGINIA TECH 57

NCAA logo, Official Basketball Box Score - Final, Virginia Tech at Auburn, Game Time: 8:15 PM, Game Duration: 2:18, Attendance: 9,121, Officials: Don Daly, Bart Lenox, Olanis Poole

Virginia Tech - 57, Record: 5-3. Box score table with columns for NO., Name, Min, FG, 3P, FT, Rebounds, Fouls, TP, AS, TO, ST, Blocks, +/- and Shooting By Period.

Auburn - 84, Record: 4-1. Box score table with columns for NO., Name, Min, FG, 3P, FT, Rebounds, Fouls, TP, AS, TO, ST, Blocks, +/- and Shooting By Period.

Auburn - 74, Record: 5-1. Box score table with columns for NO., Name, Min, FG, 3P, FT, Rebounds, Fouls, TP, AS, TO, ST, Blocks, +/- and Shooting By Period.

Technical Fouls: NONE. Summary table with columns for Biggest lead, Best Scoring Run, Lead Changes, Times Tied, Time with Lead, Points from Turnovers, Paint, Second Chance, Fast Breaks, Bench, and Period by Period Scoring.

Technical Fouls: Johnson 2nd 5:15. Summary table with columns for Biggest lead, Best Scoring Run, Lead Changes, Times Tied, Time with Lead, Points from Turnovers, Paint, Second Chance, Fast Breaks, Bench, and Period by Period Scoring.

GAME 7 | APPALACHIAN STATE 69, AUBURN 64

NCAA logo, Official Basketball Box Score - Final, Auburn at App State, Game Time: 1:00 PM, Game Duration: 2:12, Attendance: 7,037, Officials: Terry Oglesby, Owen Shortt, Vladimir Voyard-Tadai

Auburn - 64, Record: 5-2. Box score table with columns for NO., Name, Min, FG, 3P, FT, Rebounds, Fouls, TP, AS, TO, ST, Blocks, +/- and Shooting By Period.

GAME 8 | AUBURN 104, INDIANA 76

NCAA logo, Official Basketball Box Score - Final, Auburn at Indiana, Game Time: 2:00 PM, Game Duration: 2:17, Attendance: 8,623, Officials: Anthony Jordan, Todd Austin, Courtney Green

Auburn - 104, Record: 6-2. Box score table with columns for NO., Name, Min, FG, 3P, FT, Rebounds, Fouls, TP, AS, TO, ST, Blocks, +/- and Shooting By Period.

App State - 69, Record: 6-2. Box score table with columns for NO., Name, Min, FG, 3P, FT, Rebounds, Fouls, TP, AS, TO, ST, Blocks, +/- and Shooting By Period.

Indiana - 76, Record: 7-2. Box score table with columns for NO., Name, Min, FG, 3P, FT, Rebounds, Fouls, TP, AS, TO, ST, Blocks, +/- and Shooting By Period.

Technical Fouls: NONE. Summary table with columns for Biggest lead, Best Scoring Run, Lead Changes, Times Tied, Time with Lead, Points from Turnovers, Paint, Second Chance, Fast Breaks, Bench, and Period by Period Scoring.

Technical Fouls: NONE. Summary table with columns for Biggest lead, Best Scoring Run, Lead Changes, Times Tied, Time with Lead, Points from Turnovers, Paint, Second Chance, Fast Breaks, Bench, and Period by Period Scoring.





2023-24 BOX SCORES

GAME 17 | #13/#11 AUBURN 80, VANDERBILT 65



Official Basketball Box Score - Final
Vanderbilt at Auburn
02/16/22 Auburn Arena, Auburn
2021-22 Men's Basketball
Game Time: 8:00 PM
Game Duration: 2:03
Attendance: 9,121
Officials: Pat Adams, Chuck Jones, K.B. Burdett, Jr.

Table with columns: NO. Name, Min, FG, 3P, FT, Rebounds (PF, DR, TOT), Fouls (PF, FT), TP, AS, TO, ST, Blocks (BS, BA), +/-, Team, Totals. Includes player stats for Myles Stute, Quentin Millora-Brown, etc.

Shooting By Period
1st FG% 12.23 52.2%
3PT% 4.7 57.1%
FT% 10.12 83.3%
2nd FG% 13.33 39.4%
3PT% 1.12 8.3%
FT% 15.20 75%
GM FG% 25.56 44.6%
3PT% 5.19 26.3%
FT% 25.32 78.1%
Dead Ball Rebounds: 2, 0

Technical Fouls: NONE

Table with columns: NO. Name, Min, FG, 3P, FT, Rebounds (PF, DR, TOT), Fouls (PF, FT), TP, AS, TO, ST, Blocks (BS, BA), +/-, Team, Totals. Includes player stats for Jabari Smith, Walker Kessler, etc.

Shooting By Period
1st FG% 14.29 48.3%
3PT% 6.14 42.9%
FT% 8.10 80%
2nd FG% 17.24 70.8%
3PT% 5.8 62.5%
FT% 13.16 81.3%
GM FG% 31.53 58.5%
3PT% 11.22 50.0%
FT% 21.26 80.8%
Dead Ball Rebounds: 3, 1

Technical Fouls: Coach 1st 17:53

Summary statistics table: Biggest lead, Best Scoring Run, Lead Changes, Times Tied, Time with Lead, Points from Turnovers, Period by Period Scoring, VAN, AUB, 1st, 2nd, TOT.

GAME 18 | #13/#11 AUBURN 82, OLE MISS 59



Official Basketball Box Score - Final
Ole Miss at Auburn
01/20/24 Neville Arena, Auburn
2023-24 Men's Basketball
Game Time: 7:30 PM
Game Duration: 1:51
Attendance: 9,121
Officials: Joe Lindsay, Byron Jarrett, Patrick Evans

Table with columns: NO. Name, Min, FG, 3P, FT, Rebounds (PF, DR, TOT), Fouls (PF, FT), TP, AS, TO, ST, Blocks (BS, BA), +/-, Team, Totals. Includes player stats for Jaemyn Brakefield, Moussa Cisse, etc.

Shooting By Period
1st FG% 12.26 46.2%
3PT% 2.9 22.2%
FT% 1.2 50%
2nd FG% 9.31 29.0%
3PT% 2.8 25.0%
FT% 12.16 75%
GM FG% 21.57 36.8%
3PT% 4.17 23.5%
FT% 13.18 72.2%
Dead Ball Rebounds: 5, 0

Technical Fouls: NONE

Table with columns: NO. Name, Min, FG, 3P, FT, Rebounds (PF, DR, TOT), Fouls (PF, FT), TP, AS, TO, ST, Blocks (BS, BA), +/-, Team, Totals. Includes player stats for Jaylin Williams, Johni Broome, etc.

Shooting By Period
1st FG% 18.27 66.7%
3PT% 6.10 20.0%
FT% 4.4 100%
2nd FG% 14.28 50.0%
3PT% 2.8 25.0%
FT% 6.7 87.5%
GM FG% 32.55 58.2%
3PT% 8.18 44.4%
FT% 10.11 90.9%
Dead Ball Rebounds: 0, 1

Technical Fouls: NONE

Summary statistics table: Biggest lead, Best Scoring Run, Lead Changes, Times Tied, Time with Lead, Points from Turnovers, Period by Period Scoring, OLE, AUB, 1st, 2nd, TOT.

GAME 19 | ALABAMA 79, #8/#6 AUBURN 75



Official Basketball Box Score - Final
Auburn at Alabama
01/24/24 Coleman Coliseum, Tuscaloosa
2023-24 Men's Basketball
Game Time: 6:30 PM
Game Duration: 2:41
Attendance: 13,474
Officials: Pat Adams, Don Daly, K.B. Burdett, Jr.

Table with columns: NO. Name, Min, FG, 3P, FT, Rebounds (PF, DR, TOT), Fouls (PF, FT), TP, AS, TO, ST, Blocks (BS, BA), +/-, Team, Totals. Includes player stats for Jaylin Williams, Johni Broome, etc.

Shooting By Period
1st FG% 13.32 40.6%
3PT% 1.10 10.0%
FT% 3.4 75%
2nd FG% 15.35 42.9%
3PT% 4.15 26.7%
FT% 11.14 78.6%
GM FG% 28.67 41.8%
3PT% 5.25 20.0%
FT% 14.18 77.8%
Dead Ball Rebounds: 1, 0

Technical Fouls: NONE

Table with columns: NO. Name, Min, FG, 3P, FT, Rebounds (PF, DR, TOT), Fouls (PF, FT), TP, AS, TO, ST, Blocks (BS, BA), +/-, Team, Totals. Includes player stats for Grant Nelson, Nick Pringle, etc.

Shooting By Period
1st FG% 17.37 45.9%
3PT% 8.17 47.1%
FT% 2.2 100%
2nd FG% 9.31 29.0%
3PT% 3.13 23.1%
FT% 14.17 82.4%
GM FG% 26.68 38.2%
3PT% 11.30 36.7%
FT% 16.19 84.2%
Dead Ball Rebounds: 0, 0

Technical Fouls: Sears 1st 2:30

Summary statistics table: Biggest lead, Best Scoring Run, Lead Changes, Times Tied, Time with Lead, Points from Turnovers, Period by Period Scoring, AUB, ALA, 1st, 2nd, TOT.

GAME 20 | MISSISSIPPI STATE 64, #8/#6 AUBURN 58



Official Basketball Box Score - Final
Auburn at Mississippi St.
01/27/24 Humphrey Coliseum, Starkville
2023-24 Men's Basketball
Game Time: 2:31 PM
Game Duration: 2:01
Attendance: 9,175
Officials: Bart Lenox, Vladimir Voyard-Tadd, Will Howard

Table with columns: NO. Name, Min, FG, 3P, FT, Rebounds (PF, DR, TOT), Fouls (PF, FT), TP, AS, TO, ST, Blocks (BS, BA), +/-, Team, Totals. Includes player stats for Jaylin Williams, Johni Broome, etc.

Shooting By Period
1st FG% 7.25 28.0%
3PT% 2.10 20.0%
FT% 5.6 83.3%
2nd FG% 12.31 38.7%
3PT% 4.14 28.6%
FT% 19.56 33.9%
3PT% 6.24 25.0%
FT% 14.16 87.5%
Dead Ball Rebounds: 2, 0

Technical Fouls: NONE

Table with columns: NO. Name, Min, FG, 3P, FT, Rebounds (PF, DR, TOT), Fouls (PF, FT), TP, AS, TO, ST, Blocks (BS, BA), +/-, Team, Totals. Includes player stats for D.J. Jeffries, Tolu Smith III, etc.

Shooting By Period
1st FG% 10.31 32.3%
3PT% 1.12 8.3%
FT% 0.4 0%
2nd FG% 15.26 57.7%
3PT% 4.9 44.4%
FT% 9.14 64.3%
GM FG% 25.57 43.9%
3PT% 6.21 23.8%
FT% 9.18 50.0%
Dead Ball Rebounds: 3, 0

Technical Fouls: NONE

Summary statistics table: Biggest lead, Best Scoring Run, Lead Changes, Times Tied, Time with Lead, Points from Turnovers, Period by Period Scoring, AUB, MSU, 1st, 2nd, TOT.



# 2023-24 BOX SCORES

## GAME 21 | #16/#16 AUBURN 81, VANDERBILT 54



Official Basketball Box Score - Final  
**Vanderbilt at Auburn**  
 01/31/24 - Neville Arena, Auburn  
 2023-24 Men's Basketball

Game Time: 8:00 PM  
 Game Duration: 2:04  
 Attendance: 9,121

Officials: Doug Shows, Terry Oglestey, Ted Valenline

Vanderbilt - 54

Record: 5-15 (0-7)

NO.	Name	Min	FG		3P		FT		Rebounds			Fouls		TP	AS	TO	ST	Blocks		+/-	
			M-A	M-A	M-A	M-A	OR	DR	TOT	PF	FD	BS	BA								
2	Ven-Allen Lubin	F 28:23	5-11	1-2	6-8	8	4	12	2	5	17	0	2	1	3	2	-13				
0	Tyrin Lawrence	G 29:49	2-11	0-3	8-11	0	6	6	2	6	12	0	3	0	2	2	-24				
5	Ezra Manjon	G 29:31	1-8	0-1	3-5	1	3	4	2	6	5	4	1	0	0	2	-22				
10	Jordan Williams	G 22:30	0-1	0-1	0-0	0	3	3	4	0	0	0	1	2	0	0	-27				
12	Evan Taylor	G 22:55	4-9	3-7	3-4	0	3	3	5	2	14	0	2	0	0	0	-22				
23	Jason Rivera-Torres	G 14:16	0-2	0-0	0-0	0	2	2	1	2	0	1	1	1	0	0	-2				
35	Carter Lang	07:01	1-2	0-0	0-0	0	1	1	2	0	2	0	2	0	0	0	-4				
3	Paul Lewis	19:09	2-7	0-0	0-0	0	0	0	0	0	4	1	0	1	0	0	-18				
24	JaQualon "JC" Roberts	02:36	0-1	0-1	0-0	0	0	0	0	0	0	0	0	0	0	0	-6				
13	Malik Presley	10:56	0-0	0-0	0-0	0	0	0	1	0	0	0	0	0	0	0	7				
21	Tasos Kamateros	10:40	0-3	0-2	0-0	1	1	2	1	0	0	0	0	1	0	0	-7				
25	Miles Keefe	02:14	0-1	0-0	0-0	0	0	0	0	0	0	0	0	0	0	0	3				
Team						1 0 1			0			0									
<b>Totals</b>			15-56	4-17	20-28	11	23	34	20	21	54	6	12	6	5	7	-27				

Shooting By Period		
1 <sup>st</sup> FG%	7-29	24.1%
3PT%	4-9	44.4%
FT%	9-12	75%
2 <sup>nd</sup> FG%	8-27	29.6%
3PT%	0-8	0.0%
FT%	11-16	68.8%
GM FG%	15-56	26.8%
3PT%	4-17	23.5%
FT%	20-28	71.4%

Dead Ball Rebounds: 3, 1

Technical Fouls: NONE

Auburn - 81

Record: 17-4 (6-2)

NO.	Name	Min	FG		3P		FT		Rebounds			Fouls		TP	AS	TO	ST	Blocks		+/-	
			M-A	M-A	M-A	M-A	OR	DR	TOT	PF	FD	BS	BA								
2	Jaylin Williams	F 27:16	7-9	3-4	4-6	1	1	2	3	5	21	4	1	1	0	0	31				
4	Johni Broome	F 24:11	7-11	2-2	0-0	3	8	11	2	3	16	4	1	1	5	1	40				
5	Chris Moore	F 11:51	0-3	0-0	0-0	2	3	5	1	0	0	0	0	0	1	1	14				
3	Tre Donaldson	G 22:58	1-5	0-1	0-0	2	5	7	1	0	2	5	4	2	0	0	37				
12	Denver Jones	G 23:40	6-11	4-8	3-4	0	0	0	0	3	19	0	0	0	0	1	32				
10	Chad Baker-Mazara	20:20	4-8	1-3	2-2	1	4	5	4	1	11	4	0	0	0	1	16				
31	Chaney Johnson	10:30	1-3	0-2	0-0	1	1	2	3	0	2	1	2	0	0	0	0				
1	Aden Holloway	14:48	0-5	0-5	1-2	0	3	3	1	3	1	2	1	0	0	1	-6				
44	Dylan Cardwell	13:35	0-2	0-1	0-2	0	3	3	2	2	0	0	0	0	1	0	-9				
0	K.D. Johnson	14:06	0-2	0-0	2-2	0	0	0	1	1	2	0	2	1	0	0	-1				
24	Lior Berman	07:49	1-2	0-0	3-3	0	2	2	1	2	5	0	0	0	0	0	-3				
20	Carter Sobera	02:14	0-1	0-0	0-0	1	0	1	0	0	0	0	0	0	0	0	-4				
21	Blake Muschalek	02:14	0-0	0-0	0-0	0	0	0	0	0	0	0	1	0	0	0	-4				
23	Addarin Scott	02:14	1-1	0-0	0-0	0	0	0	2	0	2	0	1	0	0	0	-4				
55	Jalen Harper	02:14	0-0	0-0	0-0	0	0	0	0	0	0	1	0	0	0	0	-4				
Team						1 3 4			0			0									
<b>Totals</b>			28-63	10-26	15-21	12	33	45	21	20	81	21	13	5	7	5	27				

Shooting By Period		
1 <sup>st</sup> FG%	12-33	36.4%
3PT%	5-12	41.7%
FT%	8-12	66.7%
2 <sup>nd</sup> FG%	16-30	53.3%
3PT%	5-14	35.7%
FT%	7-9	77.8%
GM FG%	28-63	44.4%
3PT%	10-26	38.5%
FT%	15-21	71.4%

Dead Ball Rebounds: 5, 2

Technical Fouls: NONE

	VAN	AUB	Points from	VAN	AUB	Period by Period Scoring			
<b>Biggest lead</b>	0 (1 <sup>st</sup> 20:00)	31 (2 <sup>nd</sup> 3:09)	Turnovers	12	14	1st	2nd	TOT	
<b>Best Scoring Run</b>	6 (1 <sup>st</sup> 14:22)	11 (2 <sup>nd</sup> 3:09)	Paint	22	32	VAN	27	27	54
<b>Lead Changes</b>	0		Second Chance	8	11	AUB	37	44	81
<b>Times Tied</b>	0		Fast Breaks	9	14				
<b>Time with Lead</b>	00:00	39:20	Bench	6	23				