



2024 AUBURN SOFTBALL

#WarEagle | 17 All-Americans • Two SEC Tournament Championships • 2015, 2016 Women's College World Series

Softball Contact | Taylor Shirey • @taylor_shirey14 • trs0010@auburn.edu • (C) 334-750-0710

Auburn Athletics Communications | 392 South Donahue Drive • Auburn, AL 36830 • AuburnTigers.com • @AuburnSoftball

2024 SCHEDULE/RESULTS

Date	Opponent	Time/Network/Result
Feb. 9	! (RV)/#23 VIRGINIA TECH	L, 1-8 (8)
Feb. 9	! BELMONT	W, 6-1
Feb. 10	! (RV)/#23 VIRGINIA TECH	T, 5-5 (6)
Feb. 14	\$ vs. (RV) Wichita State	W, 8-6 (8)
Feb. 15	\$ vs. UC Davis	W, 6-3
Feb. 15	\$ vs. #13/16 Utah	W, 1-0
Feb. 23	^ LONGWOOD	1:00 P.M.
Feb. 23	^ SEMO	4:00 P.M.
Feb. 24	^ LONGWOOD	1:00 P.M. (SECN+)
Feb. 24	^ NORTHERN IOWA	4:00 P.M. (SECN+)
Feb. 25	^ NORTHERN IOWA	1:00 P.M.
Feb. 25	^ SEMO	4:00 P.M.
Feb. 28	* at UAB	5:00 P.M.
March 1	& USC UPSTATE	1:00 P.M. (SECN+)
March 1	& NORTHWESTERN	4:00 P.M. (SECN+)
March 2	& NORTH TEXAS	2:00 P.M.
March 2	& NORTHWESTERN	5:00 P.M.
March 3	& NORTH TEXAS	1:00 P.M. (SECN+)
March 3	& USC UPSTATE	4:00 P.M. (SECN+)
March 6	TROY	5:30 P.M. (SECN+)
March 8	* at Missouri	4:00 P.M.
March 9	* at Missouri	2:00 P.M.
March 10	* at Missouri	12:00 P.M.
March 15	* ARKANSAS	5:00 P.M. (SECN+)
March 16	* ARKANSAS	3:00 P.M. (SECN+)
March 17	* ARKANSAS	1:00 P.M. (SECN+)
March 19	* at Troy	6:00 P.M.
March 22	* at Texas A&M	6:00 P.M.
March 23	* at Texas A&M	4:30 P.M. (SECN)
March 24	* at Texas A&M	1:00 P.M.
March 29	* TENNESSEE	5:00 PM (SECN)
March 30	* TENNESSEE	4:00 P.M. (SECN+)
March 31	* TENNESSEE	1:00 P.M. (SECN+)
April 3	SAMFORD	6:00 P.M. (SECN+)
April 5	% LOUISIANA TECH	2:00 P.M. (SECN+)
April 5	% GEORGIA TECH	5:00 P.M. (SECN+)
April 6	% LOUISIANA TECH	1:00 P.M. (SECN+)
April 6	% GEORGIA TECH	4:00 P.M. (SECN+)
April 10	* UAB	6:00 P.M. (SECN+)
April 12	* at LSU	TBA
April 13	* at LSU	TBA
April 14	* at LSU	TBA
April 20	* KENTUCKY	3:00 P.M. (SECN)
April 21	* KENTUCKY	6:00 P.M. (SECN)
April 22	* KENTUCKY	6:00 P.M. (SECN)
April 26	* at Ole Miss	5:00 P.M. (SECN)
April 27	* at Ole Miss	TBA
April 28	* at Ole Miss	12:00 P.M. (SECN)
May 2	* ALABAMA	7:00 P.M. (ESPNU)
May 3	* ALABAMA	5:00 P.M. (SECN)
May 4	* ALABAMA	11:00 A.M. (SECN)
May 7-11	# SEC TOURNAMENT	TBA
May 16-19	NCAA REGIONAL	TBA
May 23-26	NCAA SUPER REGIONAL	TBA
May 30-June 7	WOMEN'S COLLEGE WORLD SERIES	TBA

BOLD indicates home contest | All times listed in Central and subject to change

* - Southeastern Conference Game | ! - Tiger Invite (Auburn, Ala.)

\$ - Puerto Vallarta College Challenge (Puerto Vallarta, Mexico)

% - Plainsman Invitational (Auburn, Ala.) | & - Jane B. Moore Memorial (Auburn, Ala.)

* - War Eagle Classic (Auburn, Ala.) | # - SEC Tournament (Auburn, Ala.)

PLAINSMAN INVITATIONAL

AUBURN TIGERS

RECORD: 4-1-1 (0-0 SEC)

RANKINGS: RV NFCA | #24 USA Softball | NR DI Softball | #24 Softball America

HEAD COACH: Mickey Dean (Elon, 1987)

CAREER RECORD: 688-282-1 (18th Season)

RECORD AT AUBURN: 210-110-1 (7th Season)



LONGWOOD LANCERS

RECORD: 3-8 (0-0 Big South)

RANKINGS: NR NFCA | NR USA Softball | NR DI Softball | NR Softball America

HEAD COACH: Megan Brown (Florida Southern, 2007)

CAREER RECORD: 95-81 (4th Season)

RECORD AT LONGWOOD: 95-81 (4th Season)



SOUTHEAST MISSOURI STATE REDHAWKS

RECORD: 4-5 (0-0 OVC)

RANKINGS: NR NFCA | NR USA Softball | NR DI Softball | NR Softball America

HEAD COACH: Mark Redburn (Missouri - St. Louis, 1993)

CAREER RECORD: 332-365 (15th Season)

RECORD AT SEMO: 242-190 (10th Season)



UNI PANTHERS

RECORD: 3-2 (0-0 MVC)

RANKINGS: NR NFCA | NR USA Softball | NR DI Softball | NR Softball America

HEAD COACH: Ryan Jacobs (UNI, 1998)

CAREER RECORD: 467-339 (17th Season)

RECORD AT UNI: 467-339 (17th Season)



FIRST PITCH

TELEVISION: SEC Network+ [Saturday]

LOCATION: Auburn, Alabama

STADIUM: Jane B. Moore Field (2,316)

TALENT: Brit Bowen & Kim Owens

RADIO: Jacob Hillman & Riley Kelton [Friday]
Jacob Hillman & Gehrig Gesch [Saturday]
Jacob Hillman & Brant Daughtry [Sunday]
Auburn Sports Network
WEGL 91.1 FM

WEATHER FORECAST

FRIDAY: 66 Degrees - Clear (15%)

SATURDAY: 64 Degrees - Clear (0%)

SUNDAY: 67 Degrees - Clear (0%)

LEADING OFF

- Returning to Jane B. Moore Field after an undefeated weekend in Mexico, Auburn preps to host Longwood, Southeast Missouri State and UNI for the Plainsman Invite in the team's third straight non-conference tournament.
- Head Coach Mickey Dean returns after leading the program to its ninth consecutive NCAA Tournament appearances. In his 17th season of collegiate softball, Dean is 12 victories shy of surpassing 700 wins in his head coaching career.
- Four of Amelia Lech's five hits this season have been home runs. She currently is tied for the SEC in total home runs with four other student-athletes and ranks tied for 10th overall in the country.
- With over 700 career strikeouts to her credit, Maddie Penta stands seventh among all active Division I student-athletes.
- Dating back to the 2023 season, Maddie Penta holds a 15-1 record at Jane B. Moore Field behind a 0.79 earned run average and five total shutouts.

BY THE NUMBERS

4 Recording the 700th strikeout of her collegiate career, Maddie Penta becomes just the fourth Tiger in program history to reach the milestone.

6 Closing in on yet another Auburn record, Maddie Penta is just eight wins shy of becoming the program's all-time wins leader

23 Eying a historic milestone, Auburn needs just 23 wins over the course of the 2024 season to secure the 1,000th win in program history

#WarEagle



AuburnTigers.com



@AuburnSoftball | @AuburnTigers



/AuburnSoftball
/AuburnTigers

TEAM SCHEDULE AND MEDIA AVAILABILITY » WEEK OF FEBRUARY 19-25

MONDAY February 19	TUESDAY February 20	WEDNESDAY February 21	THURSDAY February 22	FRIDAY February 23	SATURDAY February 24	SUNDAY February 25
OFF DAY	OFF DAY	PRACTICE 3 p.m. to 7 p.m.	PRACTICE 3 p.m. to 7 p.m.	GAMES Longwood 1 p.m. SEMO 4 p.m.	GAMES Longwood 1 p.m. UNI 4 p.m.	GAMES UNI 1 p.m. SEMO 4 p.m.
NO MEDIA	NO MEDIA	MEDIA AVAILABILITY	MEDIA BY REQUEST	INTERVIEWS POSTGAME	INTERVIEWS POSTGAME	INTERVIEWS POSTGAME

AUBURN ATHLETICS COMMUNICATIONS

AUBURNTIGERS.COM

For updated game notes, statistics and latest information on Auburn softball and Auburn Athletics, visit AuburnTigers.com.

INTERVIEW POLICY

Coach Dean, assistant coaches and select student-athletes are available for interviews by contacting Taylor Shirey in the communications office. Media availabilities will be conducted in person at approximately 2:30 p.m. CT prior to Tuesday or Wednesday practices throughout the season unless otherwise specified. Specific interview request should be made at least 24 hours in advance to ensure availability. Additional requests will be granted based on student-athlete availability throughout the week.

All student-athlete interview request must be submitted to Taylor Shirey of the communications office.

Postgame interviews with Coach Dean and requested players will be conducted in-person following a brief cool-down period. Interview will be conducted outside Gregg E. Heim Player Development Center.

CREDENTIALS

Media members wishing to cover Auburn softball should contact Taylor Shirey at least 24 hours prior to each home contest. All credentials will be issued on a game-by-game basis. No passes will be issued in advance. Credentials will be available for pick up on game days at Media Will Call located at the main

entrance of Jane B. Moore Field. Windows inside the press box will be open at all times, regardless of weather. Please dress accordingly. Limited field access will be granted for photography and videography.

GAME DAY / PRESS SERVICES

Press releases, statistics and game information will be available each week via AuburnTigers.com/Softball. Media members may request to be added to email lists to automatically receive up-to-date information on Auburn softball. Notes and statistics will be available digitally. A limited number of printed copies of game notes, statistics, lineups and final box scores will be available on game days. Wireless internet is available in the press box. Contact Taylor Shirey for password information. Video highlights will also be posted to ImagenCloud.

VIDEO SERVICES

FTP feeds of select Auburn softball highlights are available for the media. A number of studio and satellite services may be arranged for electronic media by emailing T.J. Johnson at tdj0023@auburn.edu.

PHOTOGRAPHY

For photos of Auburn softball or Auburn Athletics, contact Taylor Shirey via email at trs0010@auburn.edu. Credentials to shoot Auburn softball will be issued to only accredited photographers on assignment. Photographers may only shoot in the designated areas.

QUICK FACTS

UNIVERSITY INFORMATION

City _____ Auburn, Ala.
 Founded _____ 1856
 Enrollment _____ 33,015
 Nickname _____ Tigers
 Colors _____ Burnt Orange & Navy Blue
 Affiliation _____ NCAA Division I
 Conference _____ Southeastern (SEC)
 Stadium (Capacity) _____ Jane B. Moore Field (2,316)
 President _____ Dr. Christopher B. Roberts
 Athletics Director _____ John Cohen

TEAM INFORMATION

Letterwinners Returning/Lost _____ 15/9
 Starters Returning/Lost _____ 4/5
 Pitchers Returning/Lost _____ 5/0
 Newcomers _____ 7
 2023 Overall Record _____ 43-19
 2023 Conference Record/Finish _____ 15-9/3rd

PROGRAM HISTORY

First Year of Softball _____ 1997
 All-Time Record _____ 977-622-3 (.611)
 at Jane B. Moore Field (1998-Present) _____ 527-203-2 (.725)
 at AU City Complex (1997-98) _____ 18-18 (.500)
 Total Home Record _____ 545-221-2 (.711)
 All-Time SEC Record _____ 334-365 (.478)
 SEC Tournament Appearances _____ 22
 SEC Tournament Record _____ 22-27 (.449)
 NCAA Tournament Appearances _____ 18
 NCAA Tournament Record _____ 26-30 (.464)

STAFF INFORMATION

Head Coach _____ Mickey Dean (Elon, 1987)
 Career Softball Record _____ 688-282-1 (.709) / 18th Season
 Record at Auburn _____ 210-110-1 (.656) / 7th Season
 Associate Head Coach _____ Emily Carosone
 Assistant Coach _____ Eugene Lenti
 Assistant Coach _____ Hannah Sparks
 Video Analyst _____ Savanna Parker
 Director of Operations _____ Leisa Lee

MEDIA INFORMATION

Sr. Associate AD/Communications _____ Kirk Sampson
 Assistant Director/Softball Contact _____ Taylor Shirey
 Email _____ trs0010@auburn.edu
 Phone _____ 334-750-0710
 Mailing Address _____ Auburn Athletics Complex
 _____ 392 S. Donahue Dr.
 Website _____ AuburnTigers.com
 Facebook _____ Facebook.com/AuburnSoftball
 X/Instagram _____ @AuburnSoftball

GAMEDAY EXPERIENCE: JANE B. MOORE FIELD

» Jane B. Moore Field enters its 26th season hosting the Auburn softball program. On April, 26, 2003, the Auburn Softball Complex was renamed Jane B. Moore Field in honor of Dr. Jane Moore who served more than 20 years as a member of Auburn's Committee on Intercollegiate Athletics. The complex holds dimensions of 201 feet at the corners and 220 feet in straight-away center field.



2024 ROSTER

NUMERICAL ROSTER

No.	Name	Pos.	Ht.	B/T	Year	Hometown (High School/Previous School)
1	Thalia Martin	UTL	5-6	R/R	Fr.	Lilburn, Ga. (Brookwood)
3	Icess Tresvik	UTL	5-9	R/R	Jr.	Wilmington, N.C. (North Carolina A&T)
4	Emmah Rolfe	RHP	5-10	R/R	So.	Madison, Ala. (Bob Jones)
5	Mariah Penta	UTL	5-9	R/R	Fr.	Chesapeake City, Md. (Bohemia Manor)
9	Maddie Penta	RHP	6-2	R/R	Sr.	Chesapeake City, Md. (Bohemia Manor)
10	Makayla Packer	UTL	5-8	R/R	Sr.	Chattanooga, Tenn. (Baylor School)
11	Aubrie Lisenby	C/INF	5-7	R/R	Jr.	Huntsville, Ala. (Bob Jones)
13	Nelia Peralta	INF	5-6	R/R	Jr.	Wellington, Fla. (Wellington)
15	Skylar Elkins	C/UTL	5-8	R/R	So.	Locust Grove, Ga. (Locust Grove)
16	KK McCrary	OF	5-8	R/R	Sr.	Murfreesboro, Tenn. (Tennessee)
17	Chalea Clemmons	1B/LHP	6-1	L/L	Fr.	Alabaster, Ala. (Thompson)
18	Riley McNemar	INF	5-5	R/R	Jr.	Galena, Kan. (Galena)
20	Abbey Smith	OF	5-8	L/R	Jr.	Austin, Texas (James Bowie)
22	Anna Wohlers	C	5-9	L/R	Jr.	Davenport, Iowa (DePaul)
23	Axe Milanowski	INF	5-6	R/R	So.	Dothan, Ala. (Houston Academy)
24	Malayna Tamborra	RHP	5-9	R/R	Fr.	Marietta, Ga. (Mount Paran Christian School)
31	Millie Roberts	C/INF	5-7	R/R	So.	Owensboro, Ky. (Davies County)
34	Amelia Lech	C/UTL	5-10	R/R	Jr.	Thousand Oaks, Calif. (Maryland)
36	Kyla Stroud	INF	5-7	R/R	Fr.	Covington, Ga. (Newton)
55	Shelby Lowe	LHP	5-9	R/L	Sr.	Carrollton, Ala. (Pickens Academy)
66	Annabelle Widra	UTL/RHP	5-7	L/R	Jr.	Hoover, Ala. (Michigan)
99	Rose Roach	INF	5-6	L/R	Jr.	Elburn, Ill. (Kaneland)

ALPHABETICAL ROSTER

No.	Name	Pos.
17	Chalea Clemmons	1B/LHP
15	Skylar Elkins	C/UTL
34	Amelia Lech	C/UTL
11	Aubrie Lisenby	C/INF
55	Shelby Lowe	LHP
1	Thalia Martin	UTL
16	KK McCrary	INF
18	Riley McNemar	INF
23	Axe Milanowski	INF
10	Makayla Packer	UTL
9	Maddie Penta	RHP
5	Mariah Penta	UTL
13	Nelia Peralta	INF
99	Rose Roach	INF
31	Millie Roberts	C/INF
4	Emmah Rolfe	RHP
20	Abbey Smith	OF
36	Kyla Stroud	INF
24	Malayna Tamborra	RHP
3	Icess Tresvik	UTL
66	Annabelle Widra	UTL/RHP
22	Anna Wohlers	C

COACHING STAFF

HEAD COACH | MICKEY DEAN (SEVENTH SEASON)
ASSOCIATE HEAD COACH | EMILY CAROSONE (FIRST AS
ASSOCIATE HC | SIXTH OVERALL)
ASSISTANT COACH | EUGENE LENTI (FIFTH SEASON)
ASSISTANT COACH | HANNAH SPARKS (FIRST SEASON)
VIDEO ANALYST | SAVANNA PARKER (FIRST SEASON)
DIRECTOR OF OPERATIONS | LEISA LEE (FIFTH SEASON)
GRADUATE ASSISTANT | ABBY TAYLOR
GRADUATE ASSISTANT | HUNTER SEGARS

SUPPORT STAFF

SPORT ADMINISTRATOR | CASEY PAGE
ATHLETIC TRAINER | OLIVIA KIM
STRENGTH & CONDITIONING | BRYAN "PK" KARKOSKA
EQUIPMENT | BRAD RAPACZ
COMMUNICATIONS | TAYLOR SHIREY

BY CLASS

FRESHMEN (5)

Chalea Clemmons, Thalia Martin, Mariah Penta, Kyla Stroud, Malayna Tamborra

SOPHOMORES (4)

Skylar Elkins, Axe Milanowski, Millie Roberts, Emmah Rolfe

JUNIORS (9)

Amelia Lech, Aubrie Lisenby, Riley McNemar, Nelia Peralta, Rose Roach, Abbey Smith, Icess Tresvik, Annabelle Widra, Anna Wohlers

SENIORS (4)

Shelby Lowe, KK McCrary, Makayla Packer, Maddie Penta

PRONUNCIATION GUIDE

Emily **CAROSONE** _____ care-uh-SONY
CHALEA Clemmons _____ chay-LEE
Amelia **LECH** _____ leck
Aubrie **LISENBY** _____ liz-IN-bee
THALIA Martin _____ ta-LEE-uh
KK **MCCRARY** _____ muh-CRAIR-ee
Riley **MCNEMAR** _____ mick-KNEE-mer
Axe **MILANOWSKI** _____ mil-an-OW-skee
NELIA Peralta _____ NELL-ee-uh
KYLA Stroud _____ KYE-la
MALAYNA Tamborra _____ muh-LANE-na
ICESS Tresvik _____ EYE-sis
Annabelle **WIDRA** _____ WEE-dra
Anna **WOHLERS** _____ WOOL-ers

INSIDE THE MATCHUP

AUBURN	VALUE
Batting Average	.275
Hits	41
Runs per Game	4.5
Extra-Base Hits	11
RBI	25
Slugging Percentage	.430
On-Base Percentage	.432
Stolen Bases	7-10

ERA	2.28
Shutouts	1
Walks	8
Strikeouts	52
Batting Average Against	.268
Fielding Percentage	.965

LONGWOOD	VALUE
Batting Average	.219
Hits	58
Runs per Game	2.7
Extra-Base Hits	12
RBI	27
Slugging Percentage	.298
On-Base Percentage	.285
Stolen Bases	4-8

ERA	6.23
Shutouts	1
Walks	31
Strikeouts	40
Batting Average Against	.310
Fielding Percentage	.957

SOUTHEAST MISSOURI STATE	VALUE
Batting Average	.224
Hits	49
Runs per Game	3.4
Extra-Base Hits	15
RBI	28
Slugging Percentage	.320
On-Base Percentage	.282
Stolen Bases	6-6

ERA	4.85
Shutouts	0
Walks	27
Strikeouts	40
Batting Average Against	.310
Fielding Percentage	.943

UNI	VALUE
Batting Average	.246
Hits	29
Runs per Game	3.8
Extra-Base Hits	13
RBI	19
Slugging Percentage	.424
On-Base Percentage	.397
Stolen Bases	9-13

ERA	1.40
Shutouts	2
Walks	9
Strikeouts	30
Batting Average Against	.230
Fielding Percentage	.955

PROBABLE AUBURN STARTERS

POS. NO.	NAME	CL.	B/T	AVG.	GP-GS	AB	R	H	2B	3B	HR	RBI	SLG%	OB%
C 15	Skylar Elkins	So.	R/R	.600	6-2	5	3	3	1	0	0	4	.800	.750
1B 34	Amelia Lech	Jr.	R/R	.357	6-6	14	5	5	0	0	4	9	1.214	.500
2B 99	Rose Roach	Jr.	L/R	.250	4-4	8	0	2	0	0	0	3	.250	.455
3B 22	Anna Wohlers	Jr.	L/R	.357	6-6	14	5	5	2	0	0	1	.500	.526
SS 13	Nelia Peralta	Jr.	R/R	.222	5-5	18	1	4	0	0	0	2	.222	.333
LF 16	KK McCrary	Sr.	R/R	.313	6-6	16	4	5	0	0	2	3	.688	.455
CF 10	Makayla Packer	Sr.	R/R	.273	6-6	11	2	3	0	0	0	1	.273	.579
RF 3	Icess Tresvik	Jr.	R/R	.250	6-6	20	2	5	1	0	0	1	.300	.375
DP 17	Chalea Clemmons	Fr.	L/L	.273	5-4	11	1	3	1	0	0	0	.364	.385

POS. NO.	NAME	CL.	ERA	W-L	APP-GS	CG-SHO	SV	IP	H	R	ER	BB	SO	AVG.
RHP 9	Maddie Penta	Sr.	1.12	2-1	4-4	1-1	0	2.0	18	9	4	8	31	.188
RHP 66	Annabelle Widra	Jr.	3.32	1-0	4-0	0-0	1	6.1	11	3	3	0	11	.367
LHP 55	Shelby Lowe	Sr.	5.25	1-0	3-1	0-0	0	8.0	12	6	6	0	8	.343

RHP 24	Malayna Tamborra	Fr.	0.00	0-0	1-0	0-0	0	1.0	1	0	0	0	0	.250
RHP 4	Emmah Rolfe	So.	13.12	0-0	2-1	0-0	0	2.2	6	5	5	0	2	.429
RHP 3	Icess Tresvik	Jr.	0.00	0-0	0-0	0-0	0	0.0	0	0	0	0	0	.000
LHP 17	Chalea Clemmons	Fr.	0.00	0-0	0-0	0-0	0	0.0	0	0	0	0	0	.000

2024 AUBURN HONOR ROLL

AMELIA LECH, JR., C/UTL

- PV College Challenge All-Tournament Team
- Tiger Invite All-Tournament Team

KK MCCRARY, SR., OF

- Tiger Invite All-Tournament Team

MADDIE PENTA, SR., RHP

- PV College Challenge All-Tournament Team
- USA Softball Collegiate Player of the Year Watchlist
- Softball America Preseason First Team All-American
- Preseason All-SEC Team

- D1 Softball D100 Players - No. 9

- Softball America Preseason Player Rankings - No. 9
- Softball America Preseason Pitcher Rankings - No. 3

NELIA PERALTA, JR., INF

- Preseason All-SEC Team

ICESS TRESVIK, JR., UTL

- Tiger Invite All-Tournament Team

PLAYER TO WATCH: MADDIE PENTA

» All-American and reigning SEC Pitcher of the Year, Maddie Penta returns to the circle after a record-breaking 2023 campaign. Through the first two weekends of her senior season, Penta has surpassed 700 career strikeouts to become just the fourth Tiger to ever reach this milestone. The right-handed ace is just six wins shy of setting the all-time wins record on the Plains.



NOTEBOOK

FIRST PITCH

» Behind a 3-0 performance at the PV College Challenge that featured a walk-off win versus No. 13 Utah, Auburn softball returns to Jane B. Moore Field to host the Plainsman Invitational, the second of four tournaments hosted by the Tigers this season.

» Slated to play a doubleheader across three straight days, Auburn opens the tournament on Friday at 1 p.m. CT versus Longwood before taking on Southeast Missouri State at 4 p.m. CT.

» The first 100 fans at Jane B. Moore Field for the 4 p.m. CT contest versus SEMO will receive a free Plainsman Invite pennant.

» Saturday's schedule features the same start times with Auburn taking on Longwood followed by UNI. Sunday's doubleheader also begins at 1 p.m. CT versus UNI before a rematch with SEMO to conclude the weekend.

» Saturday's doubleheader is available on the SEC Network+ with Brit Bowen and Auburn softball alumna Kim Owens on the call. Jacob Hillman will have the radio call for all six games on the Auburn Sports Network and WEGL 91.1. He'll be joined throughout the weekend by Riley Kelton (Friday), Gehring Gesch (Saturday) and Brant Daughtry (Sunday).

INSIDE THE SERIES: PLAINSMAN INVITE

LONGWOOD

» Auburn boasts an undefeated record versus the Lancers with a 3-0 mark. The Tigers and Longwood last met for a three-game series at Auburn in April of 2016 during the team's SEC BYE week. Two of the three games were decided by one run.

SOUTHEAST MISSOURI STATE

» Auburn also holds a 3-0 record versus Southeast Missouri State. The Tigers faced SEMO in a three-game series to open the 2021 season at Jane B. Moore Field. Auburn outscored the Redhawks 16 to 2.

» Making her collegiate debut that weekend, Maddie Penta no hit SEMO to secure an 8-0 victory in five innings on Opening Day.

UNI

» Auburn is facing UNI for the first time in program history. Under head coach Mickey Dean, Auburn is 21-2 in meetings against first-time opponents.

RANKINGS ROUND UP

» After picking up its first win of the season versus a ranked foe, Auburn held on to its ranking in two of the four major polls heading into the third week of the season.

» Auburn moved up one spot to No. 24 in Softball America's Top 25 while hanging steady at No. 24 in ESPN.com/USA Softball's Top 25.

» The Tigers are receiving votes in the latest USA Today/NFCA Coaches Poll.

» Dating back to the 2022 season, Auburn has been ranked in at least one major poll for 34 consecutive weeks, which is the second longest stretch in program history.

WELCOME (BACK) TO THE PENTA-GON

» Returning for her final season on The Plains after an All-American performance in 2023, Maddie Penta enters her senior campaign with a long list of preseason accolades and poised for a repeat record-setting performance.

» Over the course of January, Penta was showered with multiple preseason honors that included a spot on the USA Softball Collegiate Player of the Year Watchlist. Penta was also selected to the Preseason All-SEC Team and was named a Preseason All-American by Softball America.

» The honors came after Penta turned in one of the most dominating pitching performances a season ago where she finished second in the nation with 303 strikeouts, becoming just the second Tiger in program history to record 300+ strikeouts in a season.

» After leading the SEC with 27 victories a season ago, Penta is just six shy of becoming the winningest pitcher in school history. With a repeat effort in the circle, Penta would become the first pitcher in school history to record 250+ strikeouts in three consecutive seasons.

» Among her staggering numbers, she also ranked second in the league in earned run average (1.33), innings pitched (220.2), shutouts (8) and hits allowed per seven innings (3.93) while closing her junior season ranked in the top 10 in 11 Auburn single-season pitching categories.

» Next for Penta is to close her swan song by cementing her lasting legacy on the Auburn softball record book. Penta took the next step in that legacy as she joined Anna Thompson, Holly Currie and Kristen Keyes as the only athletes in program history to record 700 career strikeouts with her double-digit effort versus Wichita State on Feb. 14.

» While currently ranked in the top 10 in 19 career pitching categories, she's in a league of her own.

PENTA IN AUBURN'S CAREER RECORD BOOK

2nd	Fewest Hits Allowed	339
2nd	Opponent Batting Average	.178
2nd	Most Strikeouts/7 Inn.	9.37
2nd	Starts	96
T2nd	Combined Shutouts	17
3rd	Earned Run Average	1.72
3rd	Wins	62
4th	Strikeouts	708

4th	Fewest Runs Allowed	163
5th	Fewest Walks Allowed/7 Inn.	2.12
5th	Complete Games	39
5th	Fewest Earned Runs Allowed	130
5th	Strikeouts Looking	129
5th	Innings Pitched	528.2
5th	Most Batters Faced	2127
T5th	Shutouts	14
6th	Most At Bats Against	1903
7th	Fewest Walks Allowed	160
T8th	Appearances	110

MS. STEAL YOUR BASE

» After three consecutive seasons of double-digit steals, Makayla Packer is chasing down an Auburn record and a fourth season of base-running havoc could seal the deal.

» Despite turning in her lowest stolen bases number of her career with 14 last season, Packer still ranked in the top 15 in steals across the SEC. Packer also joined elite company with the 50th stolen base of her career, a mark only two other Tigers have ever reached.

» Packer needs a 20+ stolen base season, a feat she's done once before as a freshman to take down Shannon Anderson's career stolen base mark that has stood since 2004.

» Standing at 3-for-4 on the base paths through the first two weekends of the season, Packer holds the third highest stolen base percentage in program history.

AUBURN'S CAREER STOLEN BASES

- 73 Shannon Anderson (73-83) 2002-04
- 56 Victoria Draper (56-64) 2014-18
- 54 Makayla Packer (54-62) 2021-Pr.**

AUBURN'S CAREER STOLEN BASE PCT.

- .880 Shannon Anderson (73-83) 2002-04
- .875 Victoria Draper (56-64) 2014-18
- .871 Makayla Packer (54-62) 2021-Pr.**

SUAVE: PERALTA POISED FOR REPEAT ALL-SEC PERFORMANCE

» Selected to the 2024 Preseason All-SEC Team after turning in All-SEC performance a season ago, junior Nelia Peralta returns as the heart of the Auburn offense.

» A staple at the top of the lineup, Peralta led the team in hits (54), runs scored (39), walks (43) and on-base percentage (.479) last season. She was the first player to record 50 hits in a season since a quartet of Tigers did so in 2019. She finished sixth in the SEC in walks per game and ninth in the league in on-base percentage. Her first hit of the 2024 season, a single versus Virginia Tech on Feb. 9 was the 100th of her collegiate career.

» While her offense shined, Peralta overhaul on defense went under the radar. Playing every inning at shortstop, Peralta cut her error in virtually half from 19 in 2022

SCORE BY INNING

	1st	2nd	3rd	4th	5th	6th	7th	EXTRAS	Total
AUBURN	5	3	3	5	5	3	1	2	27
OPPONENTS	0	1	1	0	4	5	5	7	23

NOTEBOOK

to just eight in 2023. One of just two Tigers to start all 62 games last season, Peralta will be the veteran of Auburn's infield entering the season.

PORTAL POWER

» Auburn dipped into the transfer portal over the offseason to bulk up its offense with the addition of Amelia Lech (Maryland) and Anna Wohlers (DePaul).
 » The powerful duo combined for 62 runs, 96 hits, 56 extra-base hits including 28 home runs and 85 RBI during their 2023 campaigns.
 » Coming off the best season of her career to date, Lech was honored as a NFCA Midwest All-Region Team member last season. Wohlers as a two-time All-BIG EAST selection in her two seasons at DePaul.
 » The dynamic duo is currently living up to their hype as the both sit on top of the clubhouse with .357 batting averages and have combined for 10 runs scored, 10 hits and 10 RBI through the first six games.
 » Earning All-Tournament team honors in back-to-back weekends, Lech leads the team with nine RBI. Four of her five hits have been home runs as she is tied for the SEC lead in total homers.

NEW KIDS ON THE BLOCK

» Touted as a top-25 recruiting class by Extra Inning Softball, a talented group of freshmen look to leave their mark on The Plains. The group features high school All-Americans, three second-generation student-athletes and some of the nation's top ranked position players.

CHALEA CLEMMONS

- No. 5 first baseman (Extra Inning SB)
- High school All-American
- Tied the 6A state record for strikeouts in a season (314)

THALIA MARTIN

- No. 15 overall recruit (Extra Inning SB)
- No. 3 third baseman (Extra Inning SB)
- Minority Softball Prospects All-American

MARIAH PENTA

- A top-15 recruit (Extra Inning SB)
- Second-generation D1 softball athlete (Mother, Susan, was a pitcher at Delaware)
- Younger sister to All-American Maddie Penta

KYLA STROUD

- No. 12 overall recruit (Extra Inning SB)
- No. 3 corner infielder (Extra Inning SB)
- Two-time USA All-American
- Father, Horace, was a member of the Auburn football team in the late '80s

MALAYNA TAMBORRA

- No. 10 overall recruit (Extra Inning SB)
- GADC Pitcher of the Year
- Mother, Stacy, begin her softball career at Oklahoma before transferring to Florida State

HOME ON THE PLAINS

» The friendly confines of Jane B. Moore Field has been too friendly for opposing teams in recent seasons.
 » Since taking over the program in 2018, Mickey Dean has led the Tigers to at least 18 home wins in five of his six seasons. The only exception was the shortened 2020 campaign as the Tigers finished 11-2 at

Jane B. Moore Field before the season was suspended.

» Dean currently holds the second-highest winning percentage in home games by a head coach and has also recorded the second most overall home wins.

CAREER WINNING PERCENTAGE AT HOME

Clint Myers	.877	(122-17)
Mickey Dean	.804	(137-33-1)
Tina Deese	.643	(259-144)

» Dean isn't the only one that shines when on their home turf. Auburn ace Maddie Penta has lost just one game at Jane B. Moore Field since during the 2023 and 2024 seasons.

» Penta is 15-1 at Jane B. Moore Field after an undefeated performance at home last season. Penta is the only Tiger in program history to make at least 20 home appearances and not suffer a loss in a season.

» During her 15-1 performance over the last two seasons, Penta has added a 0.79 earned run average behind five shutouts and has struck out 156. She's had three double-digit strikeout performances in this 22-game span.

THE CAT IN THE HAT: MICKEY DEAN ERA

» Entering his seventh season on the Plains, Mickey Dean is coming off his best season at Auburn and looks to continue to build off the foundation of set during the 2023 campaign.

» With three 40-win seasons to his credit, including back-to-back seasons of 40+ wins in 2022 and 2023, Dean has brought sustained success while adding to his impressive lists of accomplishments:

MICKEY DEAN AUBURN HIGHLIGHTS

- The 15 straight wins to open the season were the most in SEC history among first-year head coaches
- All five members of the 2019 senior class was drafted in the 2019 National Pro Fastpitch Draft
- First Auburn freshman pitcher in program history to earn All-SEC honors (Shelby Lowe)
- Auburn's 900th Program Win: Auburn 10, Jacksonville State 0 on Feb 23, 2022
- Maddie Penta earned the program's first NFCA/Division I National Pitcher of the Week honor on March 9, 2022
- Bri Ellis became the first Auburn Tiger to win SEC Freshman of the Year in 20 years
- Bri Ellis earned the first Louisville Slugger/NFCA Division I National Player of the Week honor on Feb. 28, 2023
- 200th Victory at Auburn: Auburn 10, No. 19 South Carolina, 0 on April 30, 2023
- Milestone victories in 2023: first series win over LSU since 2017; first series win at Alabama since 2017; first series sweep of Missouri in school history
- Maddie Penta selected 2023 SEC Pitcher of the Year - first Auburn
- Maddie Penta named NFCA First-Team All-American to become the first pitcher in program history to win first-team accolades

PACK THE PLAINS

» With the addition of a brand new outfield

deck behind left field, one of the greatest environments in college softball is getting even better.

» Since Mickey Dean took over the helm in 2018, Auburn is just one of four programs in the country to surpass 260,000+ accumulated attendance, joining Alabama, LSU and Arizona. Since that span, Auburn ranks tied for third in the country in average attendance with LSU with a mark of 1,570.
 » With just three home games under its belt, Auburn ranks 15th in the country in accumulated attendance with 5,440 fan visiting Jane B. Moore Field. It's average attendance mark of 1,813 is good for fourth in the country behind only Alabama, LSU and South Carolina.

IT JUST MEANS MORE... WINS

» Since the expansion of the SEC with the additions of Missouri and Texas A&M in 2014, Auburn has cemented itself as one of the winningest programs in the SEC.
 » Winning 40 or more games in eight of the last 10 seasons, Auburn ranks tied for fifth in the SEC with Georgia as both teams have won 415 total games in the last decade. Florida (497), Alabama (459), Tennessee (427) and LSU (418) round out the list. Those six programs are the only SEC teams to surpass 400+ wins since 2014.

K-KOUNTER

» One of the top coaches when it comes to developing pitchers, Auburn during the Mickey Dean era has been a strikeout powerhouse.
 » Since 2018, Auburn is just one of 13 teams in the country to record 2,100 or more strikeouts. Auburn ranks 11th in the nation with 2,141 strikeouts while ranking fifth in the SEC behind only Alabama, Mississippi State, Florida and Georgia.

TOTAL STRIKEOUTS SINCE 2018

Washington	2,596
UCLA	2,573
Oklahoma	2,548
Alabama	2,439
Michigan	2,408
Virginia Tech	2,343
Louisiana	2,321
Mississippi State	2,227
Florida	2,208
Georgia	2,139
Auburn	2,141
Florida State	2,131

» The one common factor in Auburn's recent success in the circle is from an All-American performance by Maddie Penta. Penta has accounted for more than 33% of Auburn's strikeout totals since 2018.
 » In 2023, Maddie Penta's 303 strikeouts were more than team strikeout totals for 236 Division I programs. Auburn topped the nation last season with a 478 total strikeouts.
 » With 31 strikeouts to her credit through just four appearances, Penta already has more total strikeouts than 100 Division I programs this season.

RECORD WATCH

MILESTONE TRACKER

MILESTONE	PLAYER	HAS	NEEDS
400 Strikeouts	Shelby Lowe	399	1
100 Runs	Makayla Packer	88	12
100 Strikeouts	Annabelle Widra	86	14

CAREER RECORD TRACKER

HIGHEST STOLEN BASE PCT. (MIN. 30 ATT.)

1.	.880	Shannon Anderson (73-83)	2002-04
2.	.875	Victoria Draper (56-64)	2014-18
3.	.871	Makayla Packer (54-62)	2021-Pr.
4.	.857	Abbey Smith (30-35)	2022-Pr.
5.	.846	Marcella Passarelli (33-39)	1998-01

TRIPLES

1.	11	Tiffany Howard	2013-16
2.	8	Sara Dean	2002-05
3.	6	Lauren Guzman	2009-12
	6	Kendall Veach	2016-19
	6	Carlee Wallace	2015-17
	6	Makayla Packer	2021-Pr.

STOLEN BASES

1.	73	Shannon Anderson (73-83)	2002-04
2.	56	Victoria Draper (56-64)	2014-18
3.	54	Makayla Packer (54-62)	2021-Pr.

10.	32	Lauren Guzman (32-39)	2009-12
11.	31	Ashley Moore (31-47)	1999-02
12.	30	Kristina McCain (30-42)	2004-06
	30	Abbey Smith (30-35)	2022-Pr.

EARNED RUN AVERAGE (MIN. 350 IP)

1.	1.60	Makayla Martin (485.1 IP)	2016-19
2.	1.61	Kaylee Carlson (520.2 IP)	2016-18
3.	1.72	Maddie Penta (528.2 IP)	2021-Pr.
4.	1.77	Kristen Keyes (637.0 IP)	2002-04

OPPONENT BATTING AVERAGE (MIN. 350 IP)

1.	.172	Anna Thompson (713.0 IP)	2007-10
2.	.178	Maddie Penta (528.2 IP)	2021-Pr.
3.	.181	Kristen Keyes (637.0 IP)	2002-04

FEWEST WALKS ALLOWED/7 INN. (MIN. 350 IP)

4.	2.11	Lauren Schmalz (351.1 IP)	2008-12
5.	2.12	Maddie Penta (528.2 IP)	2021-Pr.
6.	2.13	Jaime Rasmussen (371.2 IP)	1999-01

STRIKEOUTS/7 INN. (MIN. 350 IP)

1.	10.58	Anna Thompson (713.0 IP)	2007-10
2.	9.37	Maddie Penta (528.2 IP)	2021-Pr.
3.	8.50	Holly Currie (644.0 IP)	2004-07

WINS

1.	67	Kaylee Carlson (67-14)	2016-18
2.	63	Lexi Davis (63-25)	2013-16
3.	62	Maddie Penta (60-26)	2021-Pr.

SAVES

2.	11	Kristen Keyes	2002-04
	11	Holly Currie	2004-07
4.	8	Lauren Schmalz	2008-12
	8	Kaylee Carlson	2016-18
	8	Beth DiPietro	2004-06
7.	7	Mary Petrie	1998-01
	7	Shelby Lowe	2021-Pr.

APPEARANCES

6.	117	Marcy Harper	2013-16
	117	Jenee Loree	2009-12
8.	110	Makayla Martin	2016-19
	110	Maddie Penta	2021-Pr.

GAMES STARTED

1.	105	Holly Currie	2004-07
	96	Maddie Penta	2021-Pr.

COMPLETE GAMES

1.	64	Kristen Keyes	2002-04
2.	54	Anna Thompson	2007-10
3.	50	Holly Currie	2004-07
4.	44	Kaylee Carlson	2016-18
5.	39	Maddie Penta	2021-23

SHUTOUTS

3.	18	Anna Thompson	2007-10
4.	16	Makayla Martin	2016-19
5.	14	Kaylee Carlson	2016-18
	14	Maddie Penta	2021-Pr.

10.	10	Angel Bunner	2008-12
11.	7	Lauren Schmalz	2008-12
	7	Shelby Lowe	2021-Pr.
	7	Jaime Rasmussen	1999-01
	7	Jennifer Lofton	2000-02

COMBINED SHUTOUTS

1.	19	Kaylee Carlson	2016-18
2.	17	Maddie Penta	2021-Pr.
	17	Makayla Martin	2016-19
	17	Ashlee Swindle	2017-20
5.	14	Anna Thompson	2007-10
6.	13	Marcy Harper	2013-16
	13	Shelby Lowe	2021-Pr.

INNINGS PITCHED

3.	637.0	Kristen Keyes	2002-04
4.	545.2	Lexi Davis	2013-16
5.	528.2	Maddie Penta	2021-Pr.

FEWEST HITS ALLOWED (MIN. 350 IP)

2.	339	Maddie Penta (528.2 IP)	2021-Pr.
3.	350	Beth DiPietro (418.0 IP)	2004-06
4.	375	Jennee Loree (480.2 IP)	2009-12

FEWEST RUNS ALLOWED (MIN. 350 IP)

4.	163	Maddie Penta (528.2 IP)	2021-Pr.
5.	164	Beth DiPietro (418.0 IP)	2004-06
6.	188	Angel Bunner (459.0 IP)	2008-12

FEWEST EARNED RUNS ALLOWED (MIN. 350 IP)

5.	130	Maddie Penta (528.2 IP)	2021-Pr.
6.	147	Angel Bunner (459.0 IP)	2008-12
7.	148	Jaime Rasmussen (371.2 IP)	1999-01
8.	149	Jennifer Lofton (418.0 IP)	1999-01

FEWEST WALKS ALLOWED (MIN. 350 IP)

7.	160	Maddie Penta (528.2 IP)	2021-Pr.
8.	178	Denisse Montalvo (412.2 IP)	1997-99
9.	180	Beth DiPietro (418.0 IP)	2004-06

STRIKEOUTS

1.	1078	Anna Thompson	2007-10
2.	782	Holly Currie	2004-07
3.	727	Kristen Keyes	2002-04
4.	708	Maddie Penta	2021-Pr.
5.	480	Jenee Loree	2009-12
6.	399	Shelby Lowe	2021-Pr.

STRIKEOUTS LOOKING

3.	153	Holly Currie	2004-07
4.	131	Denisse Montalvo	1997-99
5.	129	Maddie Penta	2021-Pr.
6.	110	Jenee Loree	2009-12
7.	106	Angel Bunner	2008-12
8.	98	Marcy Harper	2013-16
9.	94	Lauren Schmalz	2008-12
10.	81	Shelby Lowe	2021-Pr.

MOST BATTERS FACED

3.	2608	Kristen Keyes	2002-04
4.	2425	Lexi Davis	2013-16
5.	2127	Maddie Penta	2021-Pr.

MOST AT BATS AGAINST

4.	2112	Lexi Davis	2013-16
5.	1947	Kaylee Carlson	2016-18
6.	1903	Maddie Penta	2021-Pr.

HIGHEST FIELDING PCT. (MIN. 400 CHANCES)

1.	.996	Aubrie Lisenby (423-33-2)	2022-Pr.
2.	.994	Elizabeth Eisterhold (1414-152-9)	2009-12
3.	.991	Jade Rhodes (1305-44-12)	2013-16
4.	.990	Courtney Shea (510-58-6)	2015-18

AUBURN IN THE SEC...

AUBURN'S SEC RANKINGS

Batting Average	.275 (13)
Double Plays per Game	.17 (11)
Doubles	5 (13)
Doubles per Game	0.83 (13)
Earned Run Average	2.28 (11)
Fielding Percentage	.965 (11)
Hit Batters	3 (4)
Home Runs per Game	1.00 (5)
On-Base Percentage	.432 (7)
Scoring	4.50 (12)
Shutouts	1 (11)
Slugging Percentage	.430 (13)
Stolen Bases per Game	1.17 (9)
Strikeout-to-Walk Ratio	6.50 (2)
Total Stolen Bases	11 (7)
W/L Percentage	.750 (11)
Walks	36 (7)

INDIVIDUAL SEC RANKINGS

SKYLAR ELKINS

7. Hit by Pitch per Game	0.33
--------------------------	------

AMELIA LECH

1. Home Runs per Game	0.67
1. Home Runs	4
1. Slugging Percentage	1.214
3. Runs Batted in per Game	1.50

SHELBY LOWE

1. Strikeout-to-Walk Ratio	0.00
1. Walks Allowed per Seven Innings	0.00
19. Strikeouts per Seven Innings	7.0

KK MCCRARY

6. Home Runs per Game	0.33
9. Sacrifice Flies	1
12. Walks per Game	0.83
13. Home Runs	2
21. Slugging Percentage	0.688

MAKAYLA PACKER

3. Walks per Game	1.17
6. Stolen Bases per Game	0.50
8. On Base Percentage	.579
13. Stolen Bases	3

MADDIE PENTA

2. Shutouts	1
3. Strikeouts	31
7. Innings Pitches	25.0
9. Strikeouts per Seven Innings	8.7
17. Earned Run Average	1.12
22. Hits Allowed per Seven Innings	5.04
22. Victories	2

ICISS TRESVIK

19. Walks per Game	0.67
--------------------	------

ANNABELLE WIDRA

1. Strikeout-to-Walk Ratio	0.00
1. Walks Allowed per Seven Innings	0.00
2. Strikeouts per Seven Innings	12.2
5. Saves	1

ANNA WOHLERS

19. Walks per Game	0.67
--------------------	------

2024 SEC STANDINGS

RANK	SCHOOL	SEC RECORD	PCT.	OVERALL RECORD	PCT.
1.	Missouri	0-0	.000	10-0	1.000
2.	Alabama	0-0	.000	10-0	1.000
3.	Georgia	0-0	.000	9-0	1.000
4.	Texas A&M	0-0	.000	9-0	1.000
5.	LSU	0-0	.000	9-0	1.000
6.	Ole Miss	0-0	.000	9-1	.900
7.	Mississippi State	0-0	.000	8-1	.889
8.	South Carolina	0-0	.000	8-1	.898
9.	Arkansas	0-0	.000	8-2	.800
10.	Florida	0-0	.000	8-2	.800
11.	Kentucky	0-0	.000	6-2	.750
12.	AUBURN	0-0	.000	4-1-1	.750
13.	Tennessee	0-0	.000	4-2	.667

THIS WEEK IN THE SEC...

MONDAY, FEB. 19

Oklahoma State 3, Florida 0

WEDNESDAY, FEB. 21

North Alabama at Alabama 3 p.m.
 Furman at South Carolina 4 p.m.
 Florida at North Florida 5 p.m.

THURSDAY, FEB. 22

Mississippi State vs. UCF 1 p.m.
 Illinois State vs. Arkansas 4 p.m.
 Notre Dame vs. Mississippi State 4 p.m.
 Southeastern Louisiana vs. Texas A&M 5:15 p.m.
 Boise State vs. LSU 6 p.m.
 Missouri vs. San Diego State 7 p.m.
 Missouri vs. Wisconsin 9:30 p.m.

FRIDAY, FEB. 23

UConn vs. Ole Miss 10 a.m.
 Kentucky vs. Akron 11:30 a.m.
Longwood vs. Auburn 1 p.m.
 Colgate vs. Florida 2 p.m.
 UMass vs. South Carolina 2 p.m.
 LMU vs. Tennessee 2:30 p.m.
 Ole Miss vs. Clemson 3 p.m.
 UT Arlington vs. Arkansas 3 p.m.

Southeast Missouri State vs. Auburn 4 p.m.

Boise State vs. LSU 4 pm.
 Lafayette vs. Florida 4:30 p.m.
 Kentucky vs. USC Upstate 4:30 p.m.
 Virginia Tech vs. Georgia 4:30 p.m.
 James Madison vs. South Carolina 4:30 p.m.
 St. Thomas vs. Texas A&M 4:30 p.m.
 Alabama vs. UAB 4:45 p.m.
 Fullerton vs. Tennessee 5 p.m.
 Wichita State vs. Arkansas 5:30 p.m.
 Houston vs. LSU 6:30 p.m.
 North Dakota State vs. Texas A&M 7 p.m.
 Alabama vs. WCU 7 p.m.
 Mississippi State vs. Oklahoma 7:30 p.m.
 UCF vs. Missouri 7:30 p.m.
 Fullerton vs. Missouri 10 p.m.

SATURDAY, FEB. 24

Monmouth vs. Kentucky 9 a.m.
 Miami Ohio vs. Ole Miss 10 a.m.
 Lafayette vs. Florida 11:30 a.m.
 Akron vs. Kentucky 11:30 a.m.
 Virginia Tech vs. Georgia 11:30 a.m.
Longwood vs. Auburn 1 p.m.
 Colgate vs. Florida 2 p.m.
 Radford vs. Georgia 2 p.m.
 South Alabama vs. South Carolina 2 p.m.
 Illinois State vs. Arkansas 3 p.m.
UNI vs. Auburn 4 p.m.
 Houston vs. LSU 4 p.m.
 Mississippi State vs. Fullerton 4:30 p.m.
 UMass vs. South Carolina 4:30 p.m.
 Tennessee vs. Oregon State 4:30 p.m.
 Kansas vs. Texas A&M 4:30 p.m.
 Bradley vs. Alabama 4:45 p.m.
 Wichita State vs. Arkansas 5:30 p.m.
 Austin Peay vs. LSU 6:30 p.m.
 Tennessee vs. UCF 7 p.m.
 North Dakota State vs. Texas A&M 7 p.m.
 Alabama vs. North Alabama 7 p.m.
 Fresno State vs. Mississippi State 9:30 p.m.
 Missouri vs. Baylor 10 p.m.

SUNDAY, FEB. 25

UCI vs. Florida 10:30 a.m.
 Kentucky vs. USC Upstate 11:30 a.m.
 Dartmouth vs. Georgia 12 p.m.
 Alabama vs. UAB 12 p.m.
 UT Arlington vs. Arkansas 12:15 p.m.
UNI vs. Auburn 1 p.m.
 Hawai'i vs. Tennessee 1:30 p.m.
 Charlotte vs. South Carolina 2 p.m.
 UTSA vs. Texas A&M 2 p.m.
Southeast Missouri State vs. Auburn 4 p.m.
 Tennessee vs. UCLA 4 p.m.

AUBURN ACROSS THE COUNTRY...

AUBURN'S NCAA RANKINGS

Batting Average	.275 (126)
Double Plays per Game	.17 (195)
Doubles	5 (216)
Doubles per Game	0.83 (203)
Earned Run Average	2.28 (62)
Fielding Percentage	.965 (110)
Hit Batters	3 (71)
Home Runs per Game	1.00 (34)
On-Base Percentage	.432 (30)
Scoring	4.50 (108)
Shutouts	1 (84)
Slugging Percentage	.430 (86)
Stolen Bases per Game	1.17 (123)
Strikeout-to-Walk Ratio	6.50 (4)
Total Stolen Bases	11 (151)
W/L Percentage	.750 (51)
Walks	36 (28)

INDIVIDUAL NCAA RANKINGS

SKYLAR ELKINS

46. Hit by Pitch per Game	0.33
---------------------------	------

AMELIA LECH

3. Home Runs per Game	0.67
10. Home Runs	4
10. Slugging Percentage	1.214
33. Runs Batted in per Game	1.50

SHELBY LOWE

1. Strikeout-to-Walk Ratio	0.00
1. Walks Allowed per Seven Innings	0.00

MAKAYLA PACKER

13. Walks per Game	1.17
--------------------	------

MADDIE PENTA

15. Shutouts	1
24. Strikeouts	31

ANNABELLE WIDRA

1. Strikeout-to-Walk Ratio	0.00
1. Walks Allowed per Seven Innings	0.00
5. Strikeouts per Seven Innings	12.2
24. Saves	1

ACTIVE CAREER LEADERS

SHELBY LOWE

29. Saves	7
31. Earned Run Average	2.20
40. Strikeouts	399

MADDIE PENTA

5. Games Started	96
5. Strikeouts per Seven Innings	9.37
7. Strikeouts	708
9. Winning Percentage	.697
9. Earned Run Average	1.72
16. Innings Pitched	528.7
21. Appearances	110

NFCA COACHES POLL

RK.	TEAM	RECORD
1.	Oklahoma (32)	9-0
2.	Texas	7-0
3.	Georgia	9-0
4.	Washington	6-1
5.	Tennessee	4-2
6.	LSU	8-0
7.	Oklahoma State	6-2
8.	Duke	8-1
9.	Clemson	6-2
10.	Alabama	10-0
11.	Missouri	10-0
12.	Florida State	5-3
13.	Stanford	5-4
14.	Florida	8-1
15.	Arkansas	8-2
16.	Kentucky	6-2
17.	South Carolina	8-1
18.	Texas A&M	9-0
19.	UCLA	3-4
20.	Utah	5-4
21.	California	10-1
22.	Arizona	10-1
23.	Oregon	6-5
24.	Northwestern	5-2
25.	Mississippi State	8-1

RV: AUBURN, Virginia Tech, Baylor, Louisiana, Boston University, San Diego State, Miami University, Penn State, Boise State, Grand Canyon, Indiana.

USA SOFTBALL POLL

RK.	TEAM	RECORD
1.	Oklahoma (21)	9-0
2.	Texas	7-0
3.	Georgia	9-0
4.	Washington	6-1
5.	Tennessee	4-2
6.	Duke	8-1
7.	LSU	8-0
8.	Oklahoma State	6-2
9.	Clemson	6-2
10.	Alabama	10-0
11.	Florida State	5-3
12.	Stanford	5-4
13.	Missouri	10-0
14.	Arkansas	8-2
15.	Kentucky	6-2
16.	Florida	8-1
17.	Texas A&M	9-0
18.	South Carolina	8-1
19.	UCLA	3-4
20.	Mississippi State	8-1
21.	Virginia Tech	7-2-1
22.	Baylor	3-3
23.	Arizona	10-1
24.	AUBURN	4-1-1
25.	Oregon	6-5

RV: California, Utah, Louisiana, Northwestern, Indiana, San Diego State, Texas Tech, Boston U, McNeese, Louisville, Florida Atlantic, Miami-OH, UCF, Boise State, Grand Canyon.

D1 SOFTBALL POLL

RK.	TEAM	RECORD
1.	Oklahoma	9-0
2.	Texas	7-0
3.	Georgia	9-0
4.	Washington	6-1
5.	Tennessee	4-2
6.	LSU	8-0
7.	Duke	7-1
8.	Oklahoma State	6-2
9.	Stanford	5-4
10.	Clemson	6-2
11.	Missouri	10-0
11.	Alabama	10-0
13.	Kentucky	6-2
14.	Florida State	5-3
15.	Arkansas	8-2
16.	Texas A&M	9-0
17.	Arizona	10-1
18.	South Carolina	8-1
19.	Baylor	3-3
20.	Florida	8-1
21.	Mississippi State	8-1
22.	Cal	10-1
23.	Northwestern	5-2
24.	UCLA	3-4
25.	Boston University	10-0

SOFTBALL AMERICA POLL

RK.	TEAM	RECORD
1.	Oklahoma	9-0
2.	Texas	7-0
3.	Georgia	9-0
4.	Washington	6-1
5.	Duke	8-1
6.	LSU	8-0
7.	Tennessee	4-2
8.	Missouri	10-0
9.	Clemson	6-2
10.	Stanford	5-4
11.	Oklahoma State	6-2
12.	Alabama	10-0
13.	Texas A&M	9-0
14.	Arkansas	8-2
15.	Florida	8-1
16.	Florida State	5-3
17.	Arizona	10-1
18.	Mississippi State	8-1
19.	Kentucky	6-2
20.	South Carolina	8-1
21.	Cal	10-1
22.	Baylor	3-3
23.	Virginia Tech	7-2-1
24.	AUBURN	4-1-1
25.	Penn State	7-0

AU IN THE POLLS

WK	NFCA	USA	D1	SA	RPI
PRE	19	20	19	20	---
WK1	25	24	NR	25	---
WK2	RV	24	NR	24	---

AUBURN BY THE NUMBERS

UNDER COACH DEAN...

	2024	AT AUBURN
Overall	4-1-1	210-110-1
Home	1-1-1	137-33-1
Away	0-0	37-49
Neutral	3-0	45-29
vs. SEC	0-0	54-67
Series Game One	0-0	18-24
Series Game Two	0-0	17-24
Series Game Three	0-0	20-20
vs. Non-Conference	4-1-1	156-42-1
Day Games	4-1-1	157-80-1
Night Games	0-0	53-29
Extra Innings	1-1	9-14
vs. Left-Handed Starters	1-0	20-17
vs. Right-Handed Starters	3-1-1	190-92-1
Starter receives decision	3-1	164-85
Reliever receives decision	1-0	43-24
Starter goes 5+ innings	3-1	132-53
Starter goes less than 5 inn.	1-0-1	76-56-1
Scoring First	4-1-1	162-28-1
Opponent Scores First	0-0	48-82
Leading after 5 innings	3-0-1	140-12-1
Trailing after 5 innings	0-0	10-75
Tied after 5 innings	1-1	13-17
Leading after 6 innings	3-0	133-6
Trailing after 6 innings	0-0	4-80
Tied after 6 inning	1-1	12-14
vs. Ranked Opponents	1-0	37-75
vs. Top-10 Opponents	0-0	8-32
Shutouts	1-0	82-29
One-Run Games	1-0	30-48
Two-Run Games	1-0	29-12
Scoring 0-2 Runs	1-1	21-80
Scoring 3-5 Runs	0-0-1	68-24-1
Scoring 6-9 Runs	3-0	83-6
Scoring 10+ Runs	0-0	38-0
Opponent Scores 0-2 Runs	2-0	166-25
Opponent Scores 3-5 Runs	1-0-1	36-40-1
Opponent Scores 6-9 Runs	1-1	8-35
Opponent Scores 10+ Runs	0-0	0-10
Out-Hit Opponent	1-0	171-13
Out-Hit by Opponent	3-1	26-88
Hits are Tied	0-0-1	13-10
Without Hitting a Homer	2-0	60-65
Hitting a Homer	2-1-1	150-45-1
Opponent Doesn't Hit a Homer	3-0	151-45
Opponent Hits a Homer	1-1-1	59-66-1
Errorless	2-0	114-31
Committing One Error	2-1	61-43
Committing 2+ errors	0-0-1	34-37
Opponent is errorless	1-1	56-51

BY JERSEY

White	0-0	49-26
Navy	1-0-1	59-33-1
Orange	1-1	41-21
Gray	0-0	27-16
Pinstripe	2-0	31-14
Pink	0-0	3-0

BY DAY OF WEEK

Monday	0-0	4-1
Tuesday	0-0	3-1
Wednesday	1-0	23-4
Thursday	2-0	14-4
Friday	1-1	61-28
Saturday	0-0-1	56-47-1
Sunday	0-0	49-25

BY MONTH

February	4-1-1	88-17-1
March	0-0	39-29
April	0-0	38-37
May	0-0	15-27
June	0-0	0-0

VERSUS CONFERENCE

SEC	0-0
Alabama	0-0
Arkansas	0-0
Kentucky	0-0
LSU	0-0
Missouri	0-0
Ole Miss	0-0
Tennessee	0-0
Texas A&M	0-0
ACC	0-1-1
Georgia Tech	0-0
Virginia Tech	0-1-1
AMERICAN	1-0
North Texas	0-0
Wichita State	1-0
BIG SOUTH	0-0
Longwood	0-0
USC Upstate	0-0
BIG TEN	0-0
Northwestern	0-0
BIG WEST	1-0
UC Davis	1-0
CONFERENCE USA	0-0
Louisiana Tech	0-0
UAB	0-0
MISSOURI VALLEY	1-0
Belmont	1-0
Northern Iowa	0-0
OHIO VALLEY	0-0
Southeast Missouri State	0-0
SOUTHERN	0-0
Samford	0-0
SUN BELT	0-0
Troy	0-0
PAC 12	1-0
Utah	1-0

COME FROM BEHIND WINS [0]

DATE OPPONENT DEFICIT(S) FINAL

WALK-OFF WINS [0]

DATE OPPONENT SCORE (INN.) GW PLAY
Feb. 15 Utah 1-0 (7) Packer BB, RBI

AUBURN VS. RANKED OPPONENTS

2024 RESULTS

DATE	OPPONENT	RANKING*	RESULT
Feb. 15	Utah	13	W, 1-0

BREAKDOWN

YEAR	RECORD	RANKING	RECORD
1997	2-6	1	3-17
1998	1-11	2	3-13
1999	0-8-1	3	4-21
2000	4-14	4	10-17
2001	2-12	5	2-7
2002	5-13	6	5-25
2003	1-15	7	6-12
2004	11-12	8	8-18
2005	8-8	9	3-11
2006	5-12	10	3-19
2007	0-12	11	13-17
2008	5-14	12	15-12
2009	3-15	13	13-19
2010	2-17	14	6-17
2011	7-14	15	15-15
2012	4-14	16	12-15
2013	2-10	17	2-5
2014	10-14	18	9-13
2015	22-9	19	7-12
2016	19-11	20	4-8
2017	13-10	21	5-13-1
2018	9-11	22	3-1
2019	7-17	23	7-3
2020	2-7	24	3-8
2021	6-16	25	2-7
2022	5-13		
2023	7-10		
2024	1-0		
TOTAL	163-325-1	TOTAL	163-325-1

*RANKINGS FROM NFCA COACHES POLL

AUBURN HITTING BY THE NUMBERS

HITTING

Clemmons Records Hit	1-1-1
Clemmons Records Multi-Hit Game	0-0
Clemmons Hits Home Run	0-0
Elkins Records Hit	3-0
Elkins Records Multi-Hit Game	0-0
Elkins Hits Home Run	0-0
Lech Records Hit	2-1-1
Lech Records Multi-Hit Game	1-0
Lech Hits Home Run	1-1-1
Lisenby Records Hit	0-1
Lisenby Records Multi-Hit Game	0-0
Lisenby Hits Home Run	0-0
Martin Records Hit	1-0
Martin Records Multi-Hit Game	0-0
Martin Hits Home Run	0-0
McCrary Records Hit	3-0-1
McCrary Records Multi-Hit Game	1-0
McCrary Hits Home Run	1-0-1
McNemar Records Hit	0-0
McNemar Records Multi-Hit Game	0-0
McNemar Hits Home Run	0-0
Milanowski Records Hit	0-0
Milanowski Records Multi-Hit Game	0-0
Milanowski Hits Home Run	0-0
Packer Records Hit	1-0-1
Packer Records Multi-Hit Game	1-0
Packer Records Home Run	0-0
Penta, Mariah Records Hit	0-0
Penta, Mariah Multi-Hit Game	0-0
Penta, Mariah Hits Home Run	0-0
Peralta Records Hit	2-1
Peralta Records Multi-Hit Game	1-0
Peralta Hits Home Run	0-0
Roach Records Hit	1-0-1
Roach Records Multi-Hit Game	0-0
Roach Hits Home Run	0-0
Roberts Records Hit	1-0
Roberts Records Multi-Hit Game	0-0
Roberts Hits Home Run	0-0
Smith Records Hit	2-0
Smith Records Multi-Hit Game	0-0
Smith Hits Home Run	0-0
Stroud Records Hit	0-0
Stroud Records Multi-Hit Game	0-0
Stroud Hits Home Run	0-0
Tresvik Records Hit	2-1
Tresvik Records Multi-Hit Game	1-1
Tresvik Hits Home Run	0-0
Widra Records Hit	0-1
Widra Records Multi-Hit Game	0-0
Widra Hits Home Run	0-0
Wohlers Records Hit	4-1
Wohlers Records Multi-Hit Game	0-0
Wohlers Hits Home Run	0-0

LEADING OFF

McCrary	1-0
Peralta	3-1-1

HOME RUNS

CAREER DINGERS	SOLO	2R	3R	GS	TOTAL
Peralta, Nelia	13	6	---	---	19
Packer, Makayla	7	4	---	1	12
Tresvik, Icess	6	3	---	---	9
Lisenby, Aubrie	1	2	1	---	4
Lech, Amelia	1	2	---	1	4
McCrary, KK	3	---	---	---	3
Widra, Annabelle	1	2	---	---	2
McNemar, Riley	---	1	---	---	1
Milanowski, Axe	---	---	1	---	1

2024 BREAKDOWN

Total	6
At Jane B. Moore Field	4
On the Road	0
At Neutral Sites	2
vs. RHP	6
vs. LHP	0
w/O Outs	2
w/1 Out	2
w/2 Outs	2
Solo	3
Two Run	2
Three Run	0
Grand Slam	1
Back-to-Back Jacks	0
Pinch-Hit Homer	0
Walk-Off	0
Opponent Total	5
Last HR Given Up vs. Wichita State (2/14/24)	
Consecutive Games w/o HR (Season Long)	2 (2)

2024 TOUCH'EM ALL TRACKER

PLAYER	DATE	OPPONENT	ON-BASE	OUTS
A. Lech	Feb. 9	Virginia Tech	0	1
K. McCrary	Feb. 9	Belmont	0	0
K. McCrary	Feb. 10	Virginia Tech	0	0
A. Lech	Feb. 10	Virginia Tech	1	2
A. Lech	Feb. 15	UC Davis	3	2
A. Lech	Feb. 15	UC Davis	1	1

MULTIPLE-HIT GAMES	2	3	4	5+	2024	CAREER
Icess Tresvik	2	-	-	-	2	8
Makayla Packer	1	-	-	-	1	24
KK McCrary	1	-	-	-	1	9
Amelia Lech	1	-	-	-	1	1
Nelia Peralta	1	-	-	-	1	27
Aubrie Lisenby	-	-	-	-	-	6
Annabelle Widra	-	-	-	-	-	3
Rose Roach	-	-	-	-	-	2
Abbey Smith	-	-	-	-	-	1
TEAM	6	0	0	0	6	81

MULTIPLE-RBI GAMES	2	3	4	5+	2024	CAREER
Skylar Elkins	2	-	-	-	2	2
Amelia Lech	1	-	-	1	2	2
KK McCrary	1	-	-	-	1	5
Nelia Peralta	1	-	-	-	1	18
Rose Roach	-	1	-	-	1	5
Makayla Packer	-	-	-	-	-	11
Aubrie Lisenby	-	-	-	-	-	7
Icess Tresvik	-	-	-	-	-	7
Riley McNemar	-	-	-	-	-	2
Axe Milanowski	-	-	-	-	-	2
Annabelle Widra	-	-	-	-	-	2
TEAM	5	1	0	1	7	63

HITTING STREAKS	CURRENT	2024	CAREER
Anna Wohlers	3	3	3
Chalea Clemmons	---	3	3
KK McCrary	2	2	4
Nelia Peralta	---	2	11
Rose Roach	---	2	5
Abbey Smith	2	2	4
Icess Tresvik	1	2	5
Amelia Lech	2	2	2
Skylar Elkins	1	2	2
Annabelle Widra	---	1	4
Makayla Packer	---	1	9
Aubrie Lisenby	---	1	4
Millie Roberts	1	1	1
Thalia Martin	---	1	1
Axe Milanowski	---	---	2
Riley McNemar	---	---	1

REACHED BASE	CURRENT	2024	CAREER
Makayla Packer	7	6	13
Rose Roach	7	4	7
Anna Wohlers	6	6	6
Amelia Lech	6	6	6
Nelia Peralta	5	5	29
KK McCrary	5	5	7
Chalea Clemmons	---	4	4
Icess Tresvik	1	4	7
Skylar Elkins	1	2	2
Abbey Smith	2	2	5
Millie Roberts	2	2	2
Aubrie Lisenby	1	2	8
Axe Milanowski	---	1	3
Thalia Martin	---	1	1
Annabelle Widra	---	1	4
Mariah Penta	1	1	1
Riley McNemar	---	---	2
Maddie Penta	1	---	1

2024 RESULTS

OVERALL RECORD: 4-1-1 | SEC: 0-0 | HOME: 1-1-1 | AWAY: 0-0 | NEUTRAL: 3-0

Date		Opponent	W/L	SCORE	INNINGS	OVERALL	SEC	PITCHER OF RECORD	ATTENDANCE	TIME
Feb. 9	!	VIRGINIA TECH	L	1-8	(8)	0-1-0	0-0-0	M. Penta (L, 0-1)	1,825	2:29
Feb. 9	!	BELMONT	W	6-1	7	1-1-0	0-0-0	A. Widra (W, 1-0)	1,825	2:06
Feb. 10	!	VIRGINIA TECH	T	5-5	6	1-1-1	0-0-0	NONE	1,790	5:18
Feb. 14	@	vs. Wichita State	W	8-6	(8)	2-1-1	0-0-0	M. Penta (W, 1-1)	564	3:47
Feb. 15	@	vs. UC Davis	W	6-3	7	3-1-1	0-0-0	S. Lowe (W, 1-0)	579	1:55
Feb. 15	@	vs. #13 Utah	W	1-0	7	4-1-1	0-0-0	M. Penta (W, 2-1)	589	2:12

() EXTRA INNINGS GAME | * - Southeastern Conference Game | ! - Tiger Invite (Auburn, Alabama) | @ - PV College Challenge (Puerto Vallarta, Mexico)

2024 OVERALL STATISTICS



2024 Auburn Softball
Overall Statistics for Auburn (as of Feb 15, 2024)
(All games Sorted by Batting avg)



Record: 4-1-1 Home: 1-1-1 Away: 0-0 Neutral: 3-0 SEC: 0-0

Player	avg	gp-gs	ab	r	h	2b	3b	hr	rbi	tb	slg%	bb	hp	so	gdp	ob%	sf	sh	sb-att	po	a	e	fld%
34 Amelia Lech	.357	6-6	14	5	5	0	0	4	9	17	1.214	3	1	7	1	.500	0	0	0-0	25	1	0	1.000
22 Anna Wohlers	.357	6-6	14	5	5	2	0	0	1	7	.500	4	1	2	0	.526	0	0	0-0	17	9	1	.963
16 KK McCrary	.313	6-6	16	4	5	0	0	2	3	11	.688	5	0	2	0	.455	1	0	0-0	10	0	0	1.000
3 Icess Tresvik	.250	6-6	20	2	5	1	0	0	1	6	.300	4	0	4	1	.375	0	0	1-1	5	0	0	1.000
13 Nelia Peralta	.222	5-5	18	1	4	0	0	0	2	4	.222	2	1	4	1	.333	0	0	0-0	4	4	3	.727

15 Skylar Elkins	.600	6-2	5	3	3	1	0	0	4	4	.800	1	2	1	0	.750	0	0	1-1	18	0	0	1.000
20 Abbey Smith	.500	5-0	4	2	2	0	0	0	0	2	.500	0	0	0	0	.500	0	0	0-0	1	0	0	1.000
1 Thalia Martin	.333	5-0	3	0	1	0	0	0	0	1	.333	0	0	1	0	.333	0	0	0-0	0	0	0	.000
17 Chalea Clemmons	.273	5-4	11	1	3	1	0	0	0	4	.364	2	0	3	0	.385	0	0	0-0	0	0	0	.000
10 Makayla Packer	.273	6-6	11	2	3	0	0	0	1	3	.273	7	1	3	1	.579	0	0	3-4	10	0	0	1.000
99 Rose Roach	.250	4-4	8	0	2	0	0	0	3	2	.250	3	0	1	0	.455	0	1	0-2	3	7	0	1.000
31 Millie Roberts	.250	3-2	4	0	1	0	0	0	0	1	.250	1	0	3	0	.400	0	1	0-0	0	0	0	.000
66 Annabelle Widra	.250	3-1	4	0	1	0	0	0	0	1	.250	0	0	3	0	.250	0	1	2-2	1	3	1	.800
11 Aubrie Lisenby	.125	4-4	8	0	1	0	0	0	1	1	.125	2	0	2	0	.300	0	1	0-0	24	1	1	.962
5 Mariah Penta	.000	3-1	3	0	0	0	0	0	0	0	.000	1	0	1	0	.250	0	0	0-0	1	2	0	1.000
23 Axe Milanowski	.000	3-0	3	1	0	0	0	0	0	0	.000	1	0	1	0	.250	0	0	0-0	5	0	0	1.000
18 Riley McNemar	.000	4-1	2	1	0	0	0	0	0	0	.000	0	0	0	1	.000	0	0	0-0	4	1	0	1.000
36 Kyla Stroud	.000	1-0	1	0	0	0	0	0	0	0	.000	0	0	1	0	.000	0	0	0-0	0	0	0	.000
Totals	.275	6	149	27	41	5	0	6	25	64	.430	36	6	39	5	.432	1	4	7-10	129	35	6	.965
Opponents	.268	6	179	23	48	8	1	5	17	73	.408	8	3	52	0	.309	1	1	4-5	122	40	5	.970

LOB - Team (48), Opp (41). DPs turned - Team (1), Opp (6).

(All games Sorted by Earned run avg)

Player	era	w-l	app	gs	cg	sho	sv	ip	h	r	er	bb	so	2b	3b	hr	b/avg	wp	hp	bks	sfa	sha
9 Maddie Penta	1.12	2-1	4	4	1	1/0	0	25.0	18	9	4	8	31	3	0	2	.188	5	2	0	0	1
66 Annabelle Widra	3.32	1-0	4	0	0	0/0	1	6.1	11	3	3	0	11	3	0	1	.367	1	0	0	0	0
55 Shelby Lowe	5.25	1-0	3	1	0	0/0	0	8.0	12	6	6	0	8	1	1	1	.343	0	0	0	1	0

24 Malayna Tamborra	0.00	0-0	1	0	0	0/0	0	1.0	1	0	0	0	0	0	0	0	.250	0	0	0	0	0
4 Emmah Rolfe	13.12	0-0	2	1	0	0/0	0	2.2	6	5	5	0	2	1	0	1	.429	0	1	0	0	0
Totals	2.28	4-1	6	6	1	1/0	1	43.0	48	23	14	8	52	8	1	5	.268	6	3	0	1	1
Opponents	4.30	1-4	6	6	2	0/0	0	40.2	41	27	25	36	39	5	0	6	.275	4	6	0	1	4

SBA/ATT - A. Lisenby (4-5), A. Widra (2-3), E. Rolfe (2-2).

2023 CONFERENCE STATISTICS



2023 Auburn Softball
Conference statistics for Auburn (as of May 23, 2023)
(SEC games only Sorted by Batting avg)



Record: 15-9 Home: 9-3 Away: 6-6 SEC: 15-9

Player	avg	gp-gs	ab	r	h	2b	3b	hr	rbi	tb	slg%	bb	hp	so	gdp	ob%	sf	sh	sb-att	po	a	e	fld%
7 Denver Bryant	.322	24-21	59	7	19	2	0	3	10	30	.508	8	0	12	0	.403	0	0	2-2	21	19	3	.930
13 Nelia Peralta	.299	24-24	67	12	20	2	0	5	8	37	.552	15	2	8	0	.435	1	0	1-3	35	33	2	.971
11 Aubrie Lisenby	.278	24-20	54	4	15	1	0	2	7	22	.407	7	1	15	0	.365	1	2	1-2	76	10	0	1.000
77 Bri Ellis	.242	24-24	62	7	15	2	0	4	9	29	.468	16	2	19	0	.413	0	0	0-0	125	6	2	.985
10 Makayla Packer	.240	23-23	50	5	12	0	0	0	2	12	.240	3	1	18	1	.296	0	3	5-6	39	2	1	.976
5 Lindsey Garcia	.192	24-24	73	8	14	1	0	5	11	30	.411	4	0	15	1	.234	0	1	1-1	24	1	1	.962
3 Icess Tresvik	.173	23-19	52	5	9	2	0	2	4	17	.327	7	0	15	3	.271	0	0	2-2	28	0	0	1.000

31 Millie Roberts	.250	5-0	4	0	1	0	0	0	0	1	.250	0	0	3	0	.250	0	0	0-0	0	0	0	.000
2 Sydney Cox	.250	5-0	4	0	1	0	0	0	0	1	.250	1	0	0	0	.400	0	1	0-0	1	0	0	1.000
16 KK McCrary	.222	21-14	45	3	10	2	0	0	6	12	.267	2	1	7	1	.271	0	1	2-2	3	0	1	.750
0 Aspyr Godwin	.222	19-9	27	2	6	1	0	1	4	10	.370	2	0	7	1	.276	0	1	0-0	75	5	0	1.000
99 Rose Roach	.214	16-6	14	3	3	0	0	0	2	3	.214	2	0	5	0	.294	1	2	1-2	14	9	0	1.000
22 Jessie Blaine	.179	20-10	39	1	7	0	0	0	2	7	.179	2	2	8	0	.250	1	0	0-0	21	1	0	1.000
12 Carlee McCondichie	.154	22-18	39	4	6	1	0	1	3	10	.256	2	1	6	0	.214	0	1	1-2	25	16	2	.953
20 Abbey Smith	.000	22-1	6	8	0	0	0	0	0	0	.000	0	0	1	0	.000	0	1	5-6	10	1	0	1.000
66 Annabelle Widra	.000	4-3	6	0	0	0	0	0	0	0	.000	0	0	3	0	.000	0	1	0-0	2	4	0	1.000
17 Maia Engelkes	.000	1-0	1	0	0	0	0	0	0	0	.000	0	0	1	0	.000	0	0	0-0	0	0	0	.000
15 Skylar Elkins	.000	15-0	0	6	0	0	0	0	0	0	.000	0	0	0	0	.000	0	0	3-3	0	0	0	.000
23 Axe Milanowski	.000	1-0	0	0	0	0	0	0	0	0	.000	0	0	0	0	.000	0	0	0-0	1	0	0	1.000
25 Kenadie Cooper	.000	17-0	0	5	0	0	0	0	0	0	.000	0	0	0	0	.000	0	0	1-1	0	0	0	.000
Totals	.229	24	602	80	138	14	0	23	68	221	.367	71	10	143	7	.319	4	14	25-32	502	128	12	.981
Opponents	.202	24	609	61	123	22	2	17	54	200	.328	49	11	172	0	.273	2	7	20-26	494	184	20	.971

LOB - Team (127), Opp (115). DPs turned - Team (2), Opp (14). IBB - Team (5), B. Ellis 4, N. Peralta 1, Opp (4). Picked off - A. Lisenby 1.

(SEC games only Sorted by Earned run avg)

Player	era	w-l	app	gs	cg	sho	sv	ip	h	r	er	bb	so	2b	3b	hr	b/avg	wp	hp	bks	sfa	sha
9 Maddie Penta	1.02	12-2	16	15	13	6/1	1	110.1	54	19	16	29	138	5	2	8	.143	6	5	0	0	3
66 Annabelle Widra	4.10	2-4	9	3	0	0/0	0	29.0	33	19	17	9	18	7	0	4	.287	1	4	0	0	4

55 Shelby Lowe	4.85	1-3	9	6	0	0/1	0	21.2	29	15	15	3	15	10	0	4	.312	1	2	0	1	0
4 Emmah Rolfe	8.84	0-0	4	0	0	0/0	0	6.1	7	8	8	8	1	0	0	1	.292	3	0	0	1	0
Totals	2.34	15-9	24	24	13	7/1	1	167.1	123	61	56	49	172	22	2	17	.202	11	11	0	2	7
Opponents	2.42	9-15	24	24	8	2/0	1	164.2	138	80	57	71	143	14	0	23	.229	12	10	0	4	14

PB - Team (4), A. Lisenby 2, A. Godwin 1, J. Blaine 1, Opp (3). Pickoffs - Team (1), A. Lisenby 1, Opp (1). SBA/ATT - M. Penta (13-18), A. Godwin (13-14), A. Lisenby (6-11), E. Rolfe (4-4), A. Widra (2-3), S. Lowe (1-1), J. Blaine (1-1).

2024 TEAM HITTING LEADERS

BATTING AVERAGE			SLUGGING PCT.			ON BASE PCT.		
1.	Amelia Lech	.357	1.	Amelia Lech	1.214	1.	Anna Wohlers	.526
	Anna Wohlers	.357	2.	KK McCrary	.688	2.	Amelia Lech	.500
3.	KK McCrary	.313	3.	Anna Wohlers	.500	3.	KK McCrary	.455
4.	Icess Tresvik	.250	4.	Icess Tresvik	.300	4.	Icess Tresvik	.375
5.	Nelia Peralta	.222	5.	Nelia Peralta	.222	5.	Nelia Peralta	.33
RUNS SCORED			HITS			RUNS BATTED IN		
1.	Amelia Lech	5	1.	Icess Tresvik	5	1.	Amelia Lech	9
	Anna Wohlers	5		KK McCrary	5	2.	Skylar Elkins	4
3.	KK McCrary	4		Amelia Lech	5	3.	KK McCrary	3
4.	Skylar Elkins	3		Anna Wohlers	5		Rose Roach	3
5.	Three tied at ...	2	4.	Nelia Peralta	4	5.	Nelia Peralta	2
DOUBLES			TRIPLES			HOME RUNS		
1.	Anna Wohlers	2				1.	Amelia Lech	4
2.	Chalea Clemmons	1				2.	KK McCrary	2
	Icess Tresvik	1				HIT BY PITCH		
	Skylar Elkins	1				1.	Skylar Elkins	2
TOTAL BASES			WALKS			2.	Anna Wohlers	1
1.	Amelia Lech	17	1.	Makayla Packer	7		Nelia Peralta	1
2.	KK McCrary	11	2.	KK McCrary	5		Amelia Lech	1
3.	Anna Wohlers	7	3.	Anna Wohlers	4		Makayla Packer	1
4.	Icess Tresvik	6	5.	Icess Tresvik	4	STOLEN BASES		
5.	Three tied at ...	4		Two tied at ...	3	1.	Makayla Packer	3
SAC BUNTS			SAC FLIES			2.	Annabelle Widra	2
1.	Millie Roberts	1	1.	KK McCrary	1	3.	Icess Tresvik	1
	Annabelle Widra	1					Skylar Elkins	1
	Rose Roach	1						
	Aubrie Lisenby	1						

2024 TEAM PITCHING LEADERS

ERA			OPP. BATTING AVG.			WIN-LOSS PCT.		
1.	Maddie Penta	1.12	1.	Maddie Penta	.188	1.	Annabelle Widra	1.000
2.	Annabelle Widra	3.32	2.	Shelby Lowe	.343	2.	Shelby Lowe	1.000
3.	Shelby Lowe	5.25	3.	Annabelle Widra	.367	3.	Maddie Penta	.667
WINS			SAVES			INNINGS PITCHED		
1.	Maddie Penta	2	1.	Annabelle Widra	1	1.	Maddie Penta	25.0
2.	Shelby Lowe	1				2.	Shelby Lowe	8.0
	Annabelle Widra	1				3.	Annabelle Widra	6.1
STRIKEOUTS			SO LOOKING			APPEARANCES		
1.	Maddie Penta	31	1.	Maddie Penta	4	1.	Annabelle Widra	4
2.	Annabelle Widra	11	2.	Annabelle Widra	3		Maddie Penta	4
3.	Shelby Lowe	8		Shelby Lowe	3	3.	Shelby Lowe	3
4.	Emmah Rolfe	2				4.	Emmah Rolfe	2
GAMES STARTED			GAMES FINISHED			5.	Malayna Tamborra	1
1.	Maddie Penta	4	1.	Annabelle Widra	2	GAMES IN RELIEF		
2.	Emmah Rolfe	1	2.	Malayna Tamborra	1	1.	Annabelle Widra	4
	Shelby Lowe	1		Shelby Lowe	1	2.	Shelby Lowe	2
				Emmah Rolfe	1	3.	Malayna Tamborra	1
							Emmah Rolfe	1

2024 TEAM FIELDING LEADERS

FIELDING PCT.			PUTOUTS			ASSISTS		
1.	Amelia Lech	1.000	1.	Amelia Lech	25	1.	Anna Wohlers	9
	Skylar Elkins	1.000	2.	Aubrie Lisenby	24	2.	Rose Roach	7
	Rose Roach	1.000	3.	Skylar Elkins	18	3.	Maddie Penta	6
	Makayla Packer	1.000	4.	Anna Wohlers	17	4.	Nelia Peralta	4
	KK McCrary	1.000	5.	Two tied at ...	10	5.	Annabelle Widra	3

AUBURN HITTING BY OPPONENT

OPPONENT	G	W-L	AVG.	R	H	2B	3B	HR	BB	SO	SB-ATT	SLG	OBP
Virginia Tech	2	0-1-1	.250	6	13	1	0	3	8	15	3-3	.442	.361
Belmont	1	1-0	.292	6	7	3	0	1	5	4	1-1	.542	.491
Wichita State	1	1-0	.192	8	5	0	0	0	11	9	3-4	.192	.475
UC Davis	1	1-0	.348	6	8	1	0	2	5	3	0-2	.652	.464
Utah	1	1-0	.333	1	8	0	0	0	7	8	0-0	.333	.500
Longwood													
Southeast Missouri State													
Northern Iowa													
UAB													
USC Upstate													
Northwestern													
North Texas													
Troy													
Missouri													
Arkansas													
Texas A&M													
Tennessee													
Samford													
Louisiana Tech													
Georgia Tech													
LSU													
Kentucky													
Ole Miss													
Alabama													

AUBURN HITTING BY MONTH

MONTH	G	W-L	AVG.	R	H	2B	3B	HR	BB	SO	SB-ATT	SLG	OBP
February	6	4-1	.275	27	41	5	0	6	36	39	7-10	.430	.432
March													
April													
May													
June													

AUBURN HITTING BY SITE

SITE	G	W-L	AVG.	R	H	2B	3B	HR	BB	SO	SB-ATT	SLG	OBP
Home	3	1-1	.263	12	20	4	0	4	13	19	4-4	.474	.380
Away													
Neutral	3	3-0	.288	15	21	1	0	2	23	20	3-6	.384	.480

AUBURN PITCHING BY OPPONENT

OPPONENT	G/CG	W-L-S	ERA	IP	H	R	ER	2B	3B	HR	K	BB	BAA
Virginia Tech	2/0	0-1-0	2.50	14.0	16	13	5	4	0	3	19	4	.276
Belmont	1/0	1-0-0	1.00	7.0	9	1	1	2	0	0	7	0	.300
Wichita State	1/0	1-0-0	4.38	8.0	8	6	5	0	0	2	12	2	.235
UC Davis	1/0	1-0-1	3.00	7.0	9	3	3	2	1	0	9	0	.310
Utah	1/1	1-0-0	0.00	7.0	6	0	0	0	0	0	5	2	.214
Longwood													
Southeast Missouri State													
Northern Iowa													
UAB													
USC Upstate													
Northwestern													
North Texas													
Troy													
Missouri													
Arkansas													
Texas A&M													
Tennessee													
Samford													
Louisiana Tech													
Georgia Tech													
LSU													
Kentucky													
Ole Miss													
Alabama													

AUBURN PITCHING BY MONTH

MONTH	G/CG	W-L-S	ERA	IP	H	R	ER	2B	3B	HR	K	BB	BAA
February	6/1	4-1-1	2.28	43.0	48	23	14	8	1	5	52	8	.268
March													
April													
May													
June													

AUBURN PITCHING BY SITE

SITE	G/CG	W-L-S	ERA	IP	H	R	ER	2B	3B	HR	K	BB	BAA
Home	3/0	1-1-0	2.00	21.0	25	14	6	6	0	3	26	4	.284
Away													
Neutral	3/1	3-0-1	2.55	22.0	23	9	8	2	1	2	26	4	.253

THE LAST TIME A TEAM...

BATTING

Did not strikeout in a game _____ vs. North Dakota State (2/25/2023)
 Hit two grand slams in a game _____ at Arkansas (4/15/2016)
 Hit three home runs in a game _____ at #19 Georgia (March 10, 2023)
 Hit four home runs in a game _____ vs. Ole Miss (3/31/2023)
 Hit five home runs in a game _____ vs. Indiana State (2/28/2016)
 All nine starters scored in a game _____ at Mississippi State (3/24/2019)
 Scored 10+ runs _____ 12, vs. Cal State Fullerton (5/19/2023)
 Scored 15+ runs _____ 15 vs. Niagara (4/15/2022)
 Scored 20+ runs _____ 22 vs. Alabama State (3/21/2018)
 Scored 20+ runs in consecutive games _____ 21, 23 at Arkansas (4/16/2016-4/17/2016)
 Scored 25+ runs _____ 28 vs. Butler (2/13/2016)
 Scored in every inning _____ vs. Cal State Fullerton (5 inn.) (5/19/2023)
 Had 20+ hits _____ 20 at Arkansas (4/16/2016)
 Had 25+ hits _____ 26 vs. Butler (2/13/2016)
Drew 10+ walks _____ 11, vs. Wichita State (2/14/2024)
 Drew 15+ walks _____ 16 vs. UL-Lafayette (5/22/2015)
 Stole 5+ bases _____ 5, vs. Cal State Fullerton (5/20/2023)
 Stole 7+ bases _____ 7, vs. North Dakota State (2/25/23)
 Scored 8+ runs in an inning _____ 8 in 5th inn. at South Carolina (4/30/23)
 Scored 10+ runs in an inning _____ 12 in 6th inn. vs. Texas A&M (3/17/2019)
 Scored 15+ runs in an inning _____ 15 in 1st inn. vs. Butler (2/13/2015)

PITCHING

Shut out team in entire series _____ Outscored Arkansas 54-0 (3 games) (4/15-17/2016)
Shutout win _____ 1-0 vs. #13 Utah (2/15/2024)
 Back-to-back shutouts _____ 1-0 (9 inn.) vs. #13 LSU (4/16/23),
 _____ 3-0 vs. Jacksonville State (4/19/23)
 Three consecutive shutouts _____ 4-0 vs. North Dakota State (2/26/2023),
 _____ 7-0 vs. Merrimack (2/25/2023),
 _____ 9-0 vs. North Dakota State (6 inn.) (2/25/2023)
 Six consecutive shutouts _____ 4-0 vs. North Dakota State (2/26/2023),
 _____ 7-0 vs. Merrimack (2/25/2023),
 _____ 9-0 vs. North Dakota State (6 inn.) (2/25/2023),
 _____ 9-0 vs. Brown (5 inn.) (2/24/2023),
 _____ 12-0 vs. Merrimack (5 inn.) (2/24/2023), 11-0, at Troy (3/1/2023)
 Was shut out _____ 0-7 at Clemson (5/21/2023)
 Was shut out at home _____ 0-3 vs. #7 Florida (4/3/2022)
 Was no-hit _____ 0-8 (5 inn.) at South Carolina (4/29/2023)
 Perfect game against _____ 6-0 vs. #1 Washington (2/11/2010)
 Walked 10+ batters _____ 12 at #13 Tennessee (4/30/2016)

FIELDING

Made 5 errors _____ 5 at #8 Kentucky (3/27/2022)
 Made 6+ errors _____ 7 vs. South Carolina (3/19/2022)

WINS & LOSSES

Began season with at least 15 straight wins _____ 2018
 Won at least 10 straight games _____ 16 (2/11/2023-3/3/2023)
 Won at least 15 straight games _____ 16 (2/11/2023-3/3/2023)
 Road win vs. ranked SEC foe _____ 3-1 at #14 Alabama (4/23/2023)
Win vs. ranked team _____ 1-0 vs. #13 Utah (2/15/2024)
 Five-game winning streak vs. ranked foes _____ (3/17-3/25/2018)
 Win vs. No. 1 ranked team _____ 3-2 vs. #1 Oklahoma (2/9/2017)
 Win vs. Top 5 team _____ 3-0 at #5 Tennessee (4/7/2019)
 Win vs. Top 10 team _____ 5-2 at #10 Clemson (5/21/2023)
 Home series win vs. ranked SEC team _____ 2-1 vs. #13 LSU (4/14/23-4/16/23)
 Home series sweep vs. ranked SEC team _____ 3-0 vs. #18 Kentucky (3/23-3/25/2018)
 Road series win vs. ranked SEC team _____ 2-1 at #14 Alabama (4/22/2023-4/23/2023)
 Road series sweep vs. ranked SEC team _____ 3-0 at #18 Georgia (3/31-2017-4/2/2017)
Won in extra innings _____ 8-6 (8 inn.) vs. Wichita State (2/14/2024)
Lost in extra innings _____ 1-8 (8 inn.) vs. Virginia Tech (2/9/2024)
 Was run-ruled _____ 0-8 (5 inn.) at South Carolina (4/29/2023)
 Won when trailing after 6 innings _____ vs. Texas A&M (3/11/22)
 Overcame 5+ run deficit to win _____ Trained 7-0, won 8-7 (10 inn.) vs. UNCW (2/14/2020)

THE LAST TIME AN INDIVIDUAL...

BATTING

Had 4 hits _____ 4, Aubrie Lisenby & Jessie Blaine vs. Niagara (4/15/2022)
 Had 5+ hits _____ 5, Jade Rhodes at Arkansas (4/16/2016)
 Had 4 runs _____ 4, Alyssa Rivera vs. UNCW (2/15/2020)
 Had 5+ runs _____ 5, Kim Blair vs. Alabama A&M (2/14/1999)
 Had 2 doubles _____ 2, Nelia Peralta at Mississippi State (4/24/2022)
 Had 3+ doubles _____ 3, Sydney Cox vs. St. John's (2/11/2022)
 Had 2 triples _____ 2, Kendall Veach vs. #18 Georgia (4/2/2017)
Had 2 home runs _____ 2, Amelia Lech vs. UC Davis (2/15/2024)
 Had 2 home runs in same inn. _____ Justus Perry 3rd inn. vs. Alabama State (3/21/2018)
 Had 3+ home runs _____ 3, Jade Rhodes at Ole Miss (3/14/2015)
Had grand slam _____ Amelia Lech vs. UC Davis (2/15/2024)
 Had back-to-back home runs _____ N. Peralta and C. McCondie vs. Brown (2/3/2023)
Had 5+ RBI _____ 6, Amelia Lech vs. UC Davis (2/15/2024)
Had 6+ RBI _____ 6, Amelia Lech vs. UC Davis (2/15/2024)
 Had 8+ RBI _____ 10, Holly Currie vs. Alabama State (2/9/2005)
 Hit for the cycle _____ Holly Currie vs. Arkansas (3/12/2005)
Had 2 stolen bases _____ 2, Annabelle Widra vs. Wichita State (2/14/2024)
 Had 3+ stolen bases _____ 3, Lindsey Garcia vs. Fordham (2/10/2023)
 Had 4 walks _____ 4, Bri Ellis at South Carolina (3/30/2023)
 Had walk-off hit _____ Makayla Packer vs. #13 LSU (4/16/2023)
 Had walk-off home run _____ Lindsey Garcia vs. North Dakota State (2/25/2023)
 Had walk-off grand slam _____ Lindsey Garcia vs. North Dakota State (2/25/2023)
 Had walk-off sac fly _____ Tannon Snow vs. Alabama State (2/14/2020)

PITCHING

Threw no-hitter _____ Maddie Penta (5.0 IP) at South Carolina (4/30/2023)
 Combined no-hitter _____ M. Penta (5.0) & K. Dismukes (2.0) vs. North Carolina A&T (3/4/2022)
 Threw 7-inn. no-hitter _____ Maddie Penta (7.0 IP) vs. IUPUI (2/27/2021)
 Threw extra-inn. no-hitter _____ Kristen Keyes vs. Georgia Tech (10.0 IP) (4/23/2003)
 Threw perfect game _____ Kaylee Carlson vs. Ohio State (3/18/2017)
 Threw one-hitter _____ Maddie Penta (7.0) vs. Mississippi State (5/7/2023)
 Combined one-hitter _____ M. Penta (4.0) and A. Widra (1.0) at Samford (3/29/2023)
Threw CG shutout _____ Maddie Penta (7.0) vs. #13 Utah (2/15/2024)
Had 10+ K's _____ 10, Maddie Penta vs. Wichita State (2/14/2024)
 Had 11+ K's _____ 12, Maddie Penta at Florida (4/6/2023)
 Had 13+ K's _____ 17, Maddie Penta vs. Missouri (3/25/2023)
 Had 15+ K's _____ 17, Maddie Penta vs. Missouri (3/25/2023)
 Had 18+ K's _____ 18, Anna Thompson vs. Middle Tennessee (2/20/2009)

ALL-TIME PERFECT GAMES & NO-HITTERS

PERFECT GAMES

- Holly Currie vs. College of Charleston _____ 2/11/05
- Kaylee Carlson vs. Ohio State _____ 3/18/17

NO-HITTERS

- Brenda Espinoza vs. Jacksonville State _____ 2/26/97
- Denisse Montalvo/Mary Petrie vs. AA&M _____ 2/14/99
- Kristen Keyes vs. Georgia Tech _____ 4/23/03
- Holly Currie vs. College of Charleston _____ 2/11/05
- Holly Currie vs. Mercer _____ 2/18/06
- Holly Currie vs. Missouri _____ 3/24/06
- Beth DiPietro vs. Florida _____ 3/28/06
- Holly Currie vs. Tennessee Tech _____ 4/3/06
- Holly Currie vs. Ole Miss _____ 5/6/06
- Holly Currie vs. Marist _____ 5/19/06
- Holly Currie vs. Georgia State _____ 2/14/07
- Jenee Loree vs. Texas A&M-CC _____ 2/6/09
- Jenee Loree vs. Austin Peay _____ 2/21/09
- Anna Thompson vs. Louisiana Tech _____ 3/5/10
- Jenee Loree vs. IPFW _____ 2/11/12
- Jenee Loree vs. Presbyterian _____ 3/11/12
- Marcy Harper vs. Savannah State _____ 3/14/13
- Marcy Harper vs. Radford _____ 3/14/14
- Lexi Davis vs. IPFW _____ 3/14/14
- Marcy Harper vs. Savannah State _____ 3/15/14
- Marcy Harper vs. Appalachian State _____ 2/11/16
- Rachel Walters vs. Samford _____ 3/16/16
- Makayla Martin/Ashlee Swindle vs. Yale _____ 2/25/17
- Kaylee Carlson vs. Ohio State _____ 3/18/17
- Makayla Martin vs. Maryland _____ 2/18/18
- Maddie Penta vs. Southeast Missouri State _____ 2/13/21
- Maddie Penta vs. IUPUI _____ 2/27/21
- Shelby Lowe vs. St. John's _____ 2/11/22
- Maddie Penta/KK Dismukes vs. North Carolina A&T _____ 3/4/22
- Annabelle Widra vs. Brown _____ 2/24/23
- Maddie Penta vs. North Dakota State _____ 2/25/23
- Maddie Penta at South Carolina _____ 4/30/23

GAME-BY-GAME STARTERS (BATTING ORDER)

DATE	NO. (#)	RECORD	OPPONENT	1	2	3	4	5	6	7	8	9
Feb. 9	1	0-1	Virginia Tech	Peralta	McCrary	Roberts	Lech	Tresvik	Lisenby	Wohlers	Packer	Widra
Feb. 9	1	1-0	Belmont	McCrary	Penta	Tresvik	Lech	Clemmons	Wohlers	Packer	Lisenby	McNemar
Feb. 10	1	0-0-1	Virginia Tech	Peralta	McCrary	Tresvik	Clemmons	Wohlers	Lech	Lisenby	Packer	Roach
Feb. 14	1	1-0	Wichita State	Peralta	McCrary	Tresvik	Clemmons	Wohlers	Lech	Packer	Elkins	Roach
Feb. 15	1	1-0	UC Davis	Peralta	McCrary	Tresvik	Clemmons	Wohlers	Lech	Packer	Lisenby	Roach
Feb. 15	1	1-0	Utah	Peralta	McCrary	Tresvik	Wohlers	Lech	Roberts	Packer	Elkins	Roach

GAME-BY-GAME STARTERS (POSITION)

DATE	NO. (#)	RECORD	OPPONENT	C	1B	2B	3B	SS	LF	CF	RF	DP
Feb. 9	1	0-1	Virginia Tech	Wohlers	Lech	Widra	Roberts	Peralta	McCrary	Packer	Tresvik	Lisenby
Feb. 9	1	1-0	Belmont	Lisenby	Lech	McNemar	Wohlers	Penta	McCrary	Packer	Tresvik	Clemmons
Feb. 10	1	0-0-1	Virginia Tech	Lisenby	Lech	Roach	Wohlers	Peralta	McCrary	Packer	Tresvik	Clemmons
Feb. 14	1	1-0	Wichita State	Elkins	Lech	Roach	Wohlers	Peralta	McCrary	Packer	Tresvik	Clemmons
Feb. 15	2	1-0-1	UC Davis	Lisenby	Lech	Roach	Wohlers	Peralta	McCrary	Packer	Tresvik	Clemmons
Feb. 15	1	1-0	Utah	Elkins	Lech	Roach	Wohlers	Peralta	McCrary	Packer	Tresvik	Roberts

2024 TEAM GAME HIGHS

BATTING

At-Bats	30	vs. Virginia Tech (Feb. 9, 2024)
Runs scored	8	vs. Wichita State (Feb. 14, 2024)
Hits	8	vs. Virginia Tech (Feb. 9, 2024)
	8	vs. UC Davis (Feb. 15, 2024)
	8	vs. Utah (Feb. 15, 2024)
RBI	8	vs. Wichita State (Feb. 14, 2024)
Doubles	3	vs. Belmont (Feb. 9, 2024)
Home Runs	2	vs. Virginia Tech (Feb. 10, 2024)
	2	vs. UC Davis (Feb. 15, 2024)
Total Bases	15	vs. UC Davis (Feb. 15, 2024)
Walks	11	vs. Wichita State (Feb. 14, 2024)
Strikeouts	12	vs. Virginia Tech (Feb. 9, 2024)
Sac Hits	2	vs. Utah (Feb. 15, 2024)
Sac Flies	1	vs. Belmont (Feb. 9, 2024)
Stolen Bases	3	vs. Wichita State (Feb. 14, 2024)
Hit By Pitch	3	vs. Wichita State (Feb. 14, 2024)
Caught Stealing	2	vs. UC Davis (Feb. 15, 2024)
Runners Left on Base	13	vs. Utah (Feb. 15, 2024)
Hit into DP	2	vs. Utah (Feb. 15, 2024)

FIELDING

Putouts	24	vs. Virginia Tech (Feb. 9, 2024)
	24	vs. Wichita State (Feb. 14, 2024)
Assists	9	vs. Utah (Feb. 15, 2024)
Errors	3	vs. Virginia Tech (Feb. 10, 2024)
DPs Turned	1	vs. Virginia Tech (Feb. 10, 2024)

PITCHING

Innings Pitched	8.0	vs. Virginia Tech (Feb. 9, 2024)
	8.0	vs. Wichita State (Feb. 14, 2024)
Runs Allowed	8	vs. Virginia Tech (Feb. 9, 2024)
Earned Runs	5	vs. Wichita State (Feb. 14, 2024)
Walks Allowed	3	vs. Virginia Tech (Feb. 10, 2024)
Strikeouts	12	vs. Wichita State (Feb. 14, 2024)
Hits Allowed	11	vs. Virginia Tech (Feb. 9, 2024)
Doubles Allowed	3	vs. Virginia Tech (Feb. 10, 2024)
Triples Allowed	1	vs. UC Davis (Feb. 15, 2024)
Homers Allowed	2	vs. Virginia Tech (Feb. 9, 2024)
	2	vs. Wichita State (Feb. 14, 2024)
Wild Pitches	2	vs. Wichita State (Feb. 14, 2024)
	2	vs. Utah (Feb. 15, 2024)
Hit Batters	1	vs. Virginia Tech (Feb. 9, 2024)
	1	vs. Virginia Tech (Feb. 10, 2024)
	1	vs. Wichita State (Feb. 14, 2024)

2024 INDIVIDUAL GAME HIGHS

BATTING

At-Bats	5	N. Peralta vs. Wichita State (Feb. 14, 2024)
Runs scored	3	S. Elkins vs. Wichita State (Feb. 14, 2024)
Hits	2	SIX TIMES
RBI	6	A. Lech vs. UC Davis (Feb. 15, 2024)
Doubles	1	FIVE TIMES
Home Runs	2	A. Lech vs. UC Davis (Feb. 15, 2024)
Total Bases	8	A. Lech vs. UC Davis (Feb. 15, 2024)
Walks	2	SIX TIMES
Strikeouts	3	A. Lech vs. Virginia Tech (Feb. 9, 2024)
Sac Hits	1	FOUR TIMES
Sac Flies	1	K. McCrary vs. Virginia Tech (Feb. 10, 2024)
Stolen Bases	2	M. Packer vs. Virginia Tech (Feb. 10, 2024)
	2	A. Widra vs. Wichita State (Feb. 14, 2024)
Hit By Pitch	2	S. Elkins vs. Wichita State (Feb. 14, 2024)
Caught Stealing	1	R. Roach vs. Wichita State (Feb. 14, 2024)
	1	M. Packer vs. UC Davis (Feb. 15, 2024)
	1	R. Roach vs. UC Davis (Feb. 15, 2024)
Runners Left on Base	5	N. Peralta vs. Utah (Feb. 15, 2024)

FIELDING

Putouts	11	S. Elkins vs. Wichita State (Feb. 14, 2024)
Assists	4	A. Wohlers vs. Belmont (Feb. 9, 2024)
Errors	2	N. Peralta vs. Virginia Tech (Feb. 10, 2024)

PITCHING

Innings Pitched	7.0	M. Penta vs. Virginia Tech (Feb. 9, 2024)
	7.0	M. Penta vs. Utah (Feb. 15, 2024)
Runs Allowed	4	S. Lowe vs. Virginia Tech (Feb. 9, 2024)
	4	M. Penta vs. Virginia Tech (Feb. 9, 2024)
	4	E. Rolfe vs. Wichita State (Feb. 15, 2024)
Earned Runs	4	S. Lowe vs. Virginia Tech (Feb. 9, 2024)
	4	E. Rolfe vs. Wichita State (Feb. 14, 2024)
Walks Allowed	3	M. Penta vs. Virginia Tech (Feb. 10, 2024)
Strikeouts	10	M. Penta vs. Wichita State (Feb. 14, 2024)
Hits Allowed	6	M. Penta vs. Virginia Tech (Feb. 9, 2024)
	6	M. Penta vs. Utah (Feb. 15, 2024)
Doubles Allowed	2	M. Penta vs. Virginia Tech (Feb. 10, 2024)
Triples Allowed	1	S. Lowe vs. UC Davis (Feb. 15, 2024)
Homers Allowed	1	FIVE TIMES
Wild Pitches	2	M. Penta vs. Wichita State (Feb. 14, 2024)
	2	M. Penta vs. Utah (Feb. 15, 2024)
Hit Batters	1	M. Penta vs. Virginia Tech (Feb. 9, 2024)
	1	M. Penta vs. Virginia Tech (Feb. 10, 2024)
	1	E. Rolfe vs. Wichita State (Feb. 14, 2024)

HEAD COACH MICKEY DEAN

Mickey Dean enters his seventh season as the head coach of the Auburn softball program. In 17 years at the collegiate level, Dean has coached 12 NCAA Tournament teams, including one super regional participant, and won nine conference championships. He is one of four active head coaches to led three different programs to the NCAA Tournament.

A native of Elkton, Va., Dean has guided 84 all-conference players, 47 all-region honorees and nine all-Americans, including 2017 National Player of the Year, Megan Good, and 2023 SEC Pitcher of the Year, Maddie Penta. He has also been touted as the conference coach of the year eight times.

During his time on the Plains, Dean has guided the Tigers to a 206-109 overall record behind three 40-win seasons to become the second winningest coach in Auburn softball history. He has guided the Tigers to five NCAA Regional appearances. Dean's resume at Auburn also includes seven NFCA All-Region selections, eight All-SEC selections and one NFCA All-American. During his tenure, Bri Ellis became the program's first undisputed SEC Freshman of the Year while Maddie Penta earned the program's first SEC Pitcher of the Year honor.

In his latest season on the Plains, Dean led Auburn to its best season during his tenure. Behind a second straight 40-win season, Auburn closed 2023 with a 43-19 record, its most wins in a season under Dean. Auburn finished conference action with a 15-9 record to finish third in SEC play, its first winning record under head and its highest league finish since 2017. The Tigers also earned their first series win over LSU and first series win at Alabama since 2017 and their first sweep of Missouri in school history. Auburn earned its ninth consecutive NCAA Regional appearance and forced the "if necessary" game at No. 10 Clemson.

Dean reached a coaching milestone during his sixth season at the helm of the Tigers, picking up his 200th victory on the Plains in Auburn's 10-0 victory at South Carolina on April 30.

Offensively, Auburn ranked in the top five in the SEC in runs scored (323) and home runs (64). Nelia Peralta was the heart of Auburn's offense during the 2023 as she led the Tigers in hits (54), runs scored (39), walks (43), batting average (.329) and on-base percentage (.479). Peralta was the first Tiger to record 50 or more hits in a season since 2019 and her efforts were rewarded with an All-SEC Second Team and NFCA All-Southeast Region Third Team honors. Denver Bryant joined Peralta as an All-SEC Second Team member after tuning in a .322 batting average in SEC play.

It was in the circle where a star was born as Maddie Penta put on an all-American performance during her breakout junior season. Penta became just the 16th NFCA All-American in school history and was the

first Tiger pitcher to ever earn first-team accolades.

The SEC leader in wins with 27 to tie the program's single-season record, Penta was dominating throughout the season. The first SEC Pitcher of the Year in program history, Penta ranked second nationally with 303 strikeouts to her credit, which shattered Auburn's junior strikeout record. She is just the second pitcher in program history to record 300 strikeouts in a season, joining Kristen Keyes (2004).

She closed her junior season ranked in the top 10 in 11 Auburn single-season pitching categories, which included finishing first or tied for first in wins, games started and combined shutouts in a season. She also sits in the top 10 in 20 Auburn career pitching categories, including wins, strikeouts, earned run average, innings pitched and shutouts.

Dean came to Auburn in 2018 after five seasons as the head coach at James Madison. During his five-year stint at James Madison, Dean compiled a record of 237-56 (.809). He amassed five 40-win seasons, including the final two campaigns with 52 and 50 victories, respectively. The Dukes broke 104 program records, including over 40 pitching records while boasting one of the nation's top staffs under Dean's guidance.

Prior to his reign in Harrisonburg, Va., Dean spent six seasons as the head coach at Radford where he took the Highlanders to their first-ever NCAA Tournament appearances in 2009 and 2010. On October 20, 2023, Radford Athletics inducted Dean into its Hall of Fame.

Before taking the position at Radford, Dean served as an assistant coach at Akron (2001-02), Indiana (2002-04) and Longwood (2005-06).

In addition to his collegiate coaching experience, Dean has also worked on the professional and international level.

He was the pitching coach for the Venezuelan National Team (2002-08) and the head coach for the Chicago Bandits (2004-10) that finished as the National Pro Fastpitch regular season champions five times and won the title in 2008.

Dean was named NPF Manager of the Year three times and coached world-renowned pitcher Jennie Finch, who was the NPF's Co-Pitcher of the Year in 2005 and has a gold and silver medal from her two Team USA Olympic appearances.

A 1987 graduate of Elon University, Dean was a pitcher on the baseball team where he was a four-year letterwinner.

Dean and his wife, Liz, and have two adult children: Isaac and Eli.



QUICK FACTS

Hometown/Birthplace _____ Elkton, Va.
 College _____ Elon '87
 Family _____ wife, Liz, children: Isaac, Eli

COACHING RECORDS

Head Coaching Career _____ 17th Season
 Career Record _____ 688-282-1 (.709)
 NCAA Regionals _____ 12
 NCAA Super Regionals _____ 1
 Conference Championships _____ 9

COACHING CAPSULES

2018-Pr.	Auburn - Head Coach	210-110-1
2013-17	James Madison - Head Coach	237-56
2007-12	Radford - Head Coach	241-116

YEAR-BY-YEAR RESULTS

2024	Auburn	4-1-1
2023	Auburn	43-19
2022	Auburn	40-17
2021	Auburn	27-22
2020*	Auburn	16-11
2019	Auburn	39-21
2018	Auburn	41-17
2017	James Madison	52-8
2016	James Madison	50-6
2015	James Madison	48-10
2014	James Madison	45-15
2013	James Madison	42-17
2012	Radford	34-21
2011	Radford	38-21
2010	Radford	38-17
2009	Radford	41-15
2008	Radford	46-15
2007	Radford	44-27

AUBURN COACHING HIGHLIGHTS

- Five NCAA Regional appearances (2018, 2019, 2021, 2022, 2023)
- Two All-American honoree
- Seven National Pro Fastpitch Draft selections
- Two Finalists for Schutt Sports/NFCA Freshman of the Year
- Two Finalists for USA Softball Collegiate Player of the Year
- Seven NFCA All-Region selections
- SEC Pitcher of the Year [Maddie Penta]
- SEC Freshman of the Year [Bri Ellis]
- Eight All-SEC Team selections
- Three SEC All-Defensive Team selections
- Six SEC All-Freshman/All-Newcomer Team selections
- Four SEC All-Tournament Team selections
- Two National Player/Pitcher of the Week honors
- Twenty-four SEC Weekly honors

PLAYER CAPSULES



**THALIA
MARTIN**

1

UTILITY
Fr. | 5-6 | R/R
Lilburn, Georgia | Brookwood

SEASON HIGH

CAREER HIGH

1 (3x), last vs. Wichita State (2/14/24)	AB	1 (3x), last vs. Wichita State (2/14/24)
	R	
1, vs. Belmont (2/9/24)	H	1, vs. Belmont (2/9/24)
	2B	
	3B	
	HR	
	RBI	

2024 SEASON HIGHLIGHTS

Primarily has been used off the bench as a pinch hitter and punch runner ... made her collegiate debut as a pinch hitter versus Virginia Tech (2/9) ... recorded first collegiate hit versus Belmont (2/9)

GAME BY GAME BATTING

Date	Opponent	Pos	AB	R	H	RBI	2B	3B	HR	BB	SB	CS	HBP	SAC	SF	GDP	K	PO	A	E	Avg	
Feb 09	VIRGINIA TECH	ph	1	0	0	0	0	0	0	0	0	0	0	0	0	0	0	0	0	0	0	.000
Feb 09	BELMONT	ph	1	0	1	0	0	0	0	0	0	0	0	0	0	0	0	0	0	0	0	.500
Feb 14	vs Wichita State	ph	1	0	0	0	0	0	0	0	0	0	0	0	0	0	1	0	0	0	0	.333
Feb 15	vs UC Davis	pr	0	0	0	0	0	0	0	0	0	0	0	0	0	0	0	0	0	0	0	.333
Feb 15	vs Utah	pr	0	0	0	0	0	0	0	0	0	0	0	0	0	0	0	0	0	0	0	.333
Totals		0gs	3	0	1	0	0	0	0	0	0	0	0	0	0	0	1	0	0	0	0	.333

On base pct. .333 • Slugging pct. .333

MARTIN'S OVERALL CAREER STATS

YEAR	AVG	GP-GS	AB	R	H	2B	3B	HR	RBI	TB	SLG%	BB	HBP	SO	GDP	OB%	SF	SH	SB-ATT	PO	A	E	FLD%
2024	.333	5-0	3	0	1	0	0	0	0	1	.333	0	0	1	0	.333	0	0	0-0	0	0	0	.000
TOTAL	.333	5-0	3	0	1	0	0	0	0	1	.333	0	0	1	0	.333	0	0	0-0	0	0	0	.000

PLAYER CAPSULES



**ICISS
TRESVIK**

3

UTILITY
Jr. | 5-9 | R/R
 Wilmington, North Carolina | North Carolina A&T

SEASON HIGH

CAREER HIGH

4 (3x), last vs. Utah (2/15/14) _____ AB __5, vs. Farleigh Dickinson (2/18/22)
 1 (2x), last vs. Virginia Tech (2/10/24) _R _____3, vs. Ole Miss (5/11/23)
 2 (2x), last vs. Belmont (2/9/24) ____ H _3 (2x), last at South Carolina (4/30/23)
 1, vs. Belmont (2/9/24) _____ 2B ____ 1 (5x), last vs. Belmont (2/9/24)
 _____ 3B _____
 _____ HR ____2, vs. Chattanooga (3/4/22)
 1, vs. Wichita State (2/14/24) ____ RBI ____5, vs. Chattanooga (3/4/22)

2024 SEASON HIGHLIGHTS

Tiger Invite All-Tournament Team

GAME BY GAME BATTING

Date	Opponent	Pos	AB	R	H	RBI	2B	3B	HR	BB	SB	CS	HBP	SAC	SF	GDP	K	PO	A	E	Avg
Feb 09	VIRGINIA TECH	*of	4	0	2	0	0	0	0	0	0	0	0	0	0	0	0	1	0	0	.500
Feb 09	BELMONT	*of	4	1	2	0	1	0	0	0	1	0	0	0	0	0	0	1	0	0	.500
Feb 10	VIRGINIA TECH	*of	2	1	0	0	0	0	0	2	0	0	0	0	0	0	1	1	0	0	.400
Feb 14	vs Wichita State	*of/dh	3	0	0	1	0	0	0	2	0	0	0	0	0	0	2	1	0	0	.308
Feb 15	vs UC Davis	*of	3	0	0	0	0	0	0	0	0	0	0	0	0	0	0	1	0	0	.250
Feb 15	vs Utah	*of	4	0	1	0	0	0	0	0	0	0	0	0	0	1	1	0	0	0	.250
Totals		6gs	20	2	5	1	1	0	0	4	1	0	0	0	0	1	4	5	0	0	.250

On base pct. .375 • Slugging pct. .300

GAME BY GAME PITCHING

TRESVIK'S OVERALL CAREER STATS

YEAR	AVG	GP-GS	AB	R	H	2B	3B	HR	RBI	TB	SLG%	BB	HBP	SO	GDP	OB%	SF	SHSB-ATT	PO	A	E	FLD%	
2022*	.323	44-44	124	22	40	3	0	10	31	73	.694	7	0	48	0	.351	3	0	8-10	68	11	3	.963
2023	.234	60-51	124	24	29	4	0	9	22	60	.484	19	0	29	3	.333	1	0	7-7	76	3	0	1.000
2024	.250	6-6	20	2	5	1	0	0	1	6	.300	4	0	4	1	.375	0	0	1-1	5	0	0	1.000
TOTAL	.276	110-101	268	48	74	8	0	19	54	139	.519	30	0	81	4	.344	4	0	16-18	149	14	3	.982

YEAR	ERA	W-L	APP	GS	CG	SHO	SV	IP	H	R	ER	BB	SO	2B	3B	HR	BF	BAVG	WP	HBP	BK	SFA	SHA
2022*	5.10	3-5	9	8	3	0/0	0	35.2	30	32	26	29	52	4	0	8	N/A	.226	11	4	0	1	2
2023	12.92	0-1	4	1	0	0/1	0	4.1	10	9	8	0	4	2	0	1	24	.435	0	0	0	1	0
2024	0.00	0-0	0	0	0	0/0	0	0.0	0	0	0	0	0	0	0	0	0	.000	0	0	0	0	0
TOTAL	5.95	3-6	13	9	3	0/1	0	40.0	40	41	34	29	56	6	0	9	24	.256	11	4	0	2	2

*STATS FROM NORTH CAROLINA A&T

PLAYER CAPSULES



**EMMAH
ROLFE**

4

RIGHT-HANDED PITCHER
So. | 5-10 | R/R
Madison, Alabama | Bob Jones

SEASON HIGH

CAREER HIGH

2.0, vs. Belmont (2/9/24) _____ IP _____ 3.1, vs. Pitt (2/11/23)
 3 (2x), last vs. Wichita State (2/14/24) _H _____ 7, vs. Pitt (2/11/23)
 4, vs. Wichita State (2/14/24) _____ R _ 4 (3x), last vs. Wichita State (2/14/24)
 4, vs. Wichita State (2/14/24) _____ ER _ 4 (3x), last vs. Wichita State (2/14/24)
 _____ BB _ 3 (2x), last at South Carolina (4/30/23)
 1 (2x), last vs. Wichita State (2/14/24) _SO _____ 5, vs. Merrimack (2/25/23)
 36, vs. Belmont (2/9/24) _____ Pitches _____ 58, vs. Pitt (2/11/23)

2024 SEASON HIGHLIGHTS

GAME BY GAME PITCHING

Date	Opponent	GS	IP	H	R	ER	BB	SO	2B	3B	HR	WP	BK	HBP	IBB	Score	W-L	Sv	ERA	NP
Feb 09	BELMONT	*	2.0	3	1	1	0	1	1	0	0	0	0	0	0	6-1	0-0	0	3.50	36
Feb 14	vs Wichita State		0.2	3	4	4	0	1	0	0	1	0	0	1	0	8-6	0-0	0	13.12	20
Totals		1	2.2	6	5	5	0	2	1	0	1	0	0	1	0	14-7	0-0	0	13.12	-

ROLFE'S OVERALL CAREER STATS

YEAR	ERA	W-L	APP	GS	CG	SHO	SV	IP	H	R	ER	BB	SO	2B	3B	HR	BF	BAVG	WP	HBP	BK	SFA	SHA
2023	5.62	1-0	11	1	0	0/2	0	18.2	23	17	15	14	13	3	0	2	91	.311	5	0	0	3	0
2024	13.12	0-0	2	1	0	0/0	0	2.2	6	5	5	0	2	1	0	1	15	.429	0	1	0	0	0
TOTAL	6.56	1-0	13	2	0	0/2	0	21.1	29	22	20	14	15	4	0	3	106	.330	5	1	0	3	0

PLAYER CAPSULES



**MARIAH
PENTA**

5

UTILITY
Fr. | 5-9 | R/R
Chesapeake City, Maryland | Bohemia Manor

SEASON HIGH

3, vs. Belmont (2/9/24) _____ AB _____ 3, vs. Belmont (2/9/24)
 _____ R _____
 _____ H _____
 _____ 2B _____
 _____ 3B _____
 _____ HR _____
 _____ RBI _____

CAREER HIGH

2024 SEASON HIGHLIGHTS

Made her collegiate debut as starting shortstop versus Belmont (2/9)

GAME BY GAME BATTING

Date	Opponent	Pos	AB	R	H	RBI	2B	3B	HR	BB	SB	CS	HBP	SAC	SF	GDP	K	PO	A	E	Avg
Feb 09	BELMONT	*ss	3	0	0	0	0	0	0	0	0	0	0	0	0	0	1	0	2	0	.000
Feb 14	vs Wichita State	ph/2b	0	0	0	0	0	0	0	1	0	0	0	0	0	0	0	1	0	0	.000
Feb 15	vs UC Davis	pr	0	0	0	0	0	0	0	0	0	0	0	0	0	0	0	0	0	0	.000
Totals		1gs	3	0	0	0	0	0	0	1	0	0	0	0	0	0	1	1	2	0	.000

On base pct. .250 • Slugging pct. .000

PENTA'S OVERALL CAREER STATS

YEAR	AVG	GP-GS	AB	R	H	2B	3B	HR	RBI	TB	SLG%	BB	HBP	SO	GDP	OB%	SF	SHSB-ATT	PO	A	E	FLD%	
2024	.000	3-1	3	0	0	0	0	0	0	0	.000	1	0	1	0	.250	0	0	0-0	1	2	0	1.000
TOTAL	.000	3-1	3	0	0	0	0	0	0	0	.000	1	0	1	0	.250	0	0	0-0	1	2	0	1.000

PLAYER CAPSULES



**MADDIE
PENTA**



RIGHT-HANDED PITCHER
Sr. | 6-2 | R/R
Chesapeake City, Maryland | Bohemia Manor

SEASON HIGH

CAREER HIGH

7.0 (2x), last vs. Utah (2/15/24) ___ IP ___ 10.0, vs. South Carolina (3/21/23)
 6 (2x), last vs. Utah (2/15/24) ___ H ___ 9 (2x), last vs. Oklahoma (3/19/23)
 4, vs. Virginia Tech (2/9/24) ___ R ___ 5 (8x), last at Clemson (5/20/23)
 2, vs. Virginia Tech (2/9/24) ___ ER ___ 5 (5x), last at Clemson (5/20/23)
 3, vs. Virginia Tech (2/10/24) ___ BB ___ 6, vs. Missouri (5/11/23)
 10, vs. Wichita State (2/14/24) ___ SO ___ 17 (2x), last vs. Missouri (3/25/23)
 113, vs. Wichita State (2/14/24) ___ Pitches ___ 161, vs. South Carolina (3/21/22)

2024 SEASON HIGHLIGHTS

Earned preseason All-American honors from Softball America ... USA Softball Collegiate Player of the Year Watch List ... Preseason All-SEC Team ... first SEC Pitcher of the Year in program history ... a two-time First Team All-SEC selection ... needs just six wins to set the program's career record holds a 15-1 record at Jane B. Moore Field since 2022 ... looking to become the first pitcher in program history to record three straight seasons of 250+ strikeouts ... stands in the top 10 in 19 Auburn career pitching categories ... ranks seventh among all active Division I players in career strikeouts and ninth in both career winning percentage and career ERA ... with 10 strikeouts versus Wichita State (2/14) became just the fourth pitcher in program history to record 700 career strikeouts ... went the distance in Auburn's shutout victory versus No. 13 Utah (2/15) to record the 14th complete-game shutout of her career ... PV College Challenge All-Tournament Team

GAME BY GAME PITCHING

Date	Opponent	GS	IP	H	R	ER	BB	SO	2B	3B	HR	WP	BK	HBP	IBB	Score	W-L	Sv	ERA	NP
Feb 09	VIRGINIA TECH	*	7.0	6	4	2	1	8	1	0	1	1	0	1	0	1-8	0-1	0	2.00	105
Feb 10	VIRGINIA TECH	*	4.2	3	3	1	3	8	2	0	0	0	0	1	0	5-5	0-1	0	1.80	82
Feb 14	vs Wichita State	*	6.1	3	2	1	2	10	0	0	1	2	0	0	0	8-6	1-1	0	1.56	113
Feb 15	vs Utah	*	7.0	6	0	0	2	5	0	0	0	2	0	0	0	1-0	2-1	0	1.12	103
Totals		4	25.0	18	9	4	8	31	3	0	2	5	0	2	0	15-19	2-1	0	1.12	-

PENTA'S OVERALL CAREER STATS

YEAR	ERA	W-L	APP	GS	CG	SHO	SV	IP	H	R	ER	BB	SO	2B	3B	HR	BF	BAVG	WP	HBP	BK	SFA	SHA
2021	2.78	9-9	21	20	6	3/1	0	88.0	69	42	35	44	105	5	0	8	384	.211	2	9	0	2	2
2022	1.76	24-10	42	35	15	2/6	1	195.0	128	62	49	53	269	19	3	15	785	.181	10	13	0	4	8
2023	1.33	27-7	43	37	17	8/10	3	220.2	124	50	42	55	303	12	5	16	851	.160	8	15	0	1	7
2024	1.12	2-1	4	4	1	1/0	0	25.0	18	9	4	8	31	3	0	2	107	.188	5	2	0	0	1
TOTAL	1.72	62-27	110	96	39	14/17	4	528.2	339	163	130	160	708	39	8	41	2127	.178	25	39	0	7	18

PLAYER CAPSULES



**MAKAYLA
PACKER**

10

UTILITY

Sr. | 5-8 | R/R

Chattanooga, Tennessee | Baylor School

SEASON HIGH

2 (5x), last vs. Utah (2/15/24) _____ AB ____ 5, vs. South Carolina (3/19/22)
 1 (2x), last vs. Wichita State (2/14/24) _ R ____ 3 (3x), last vs. Syracuse (2/27/22)
 2, vs. UC Davis (2/15/24) _____ H ____ 3 (4x), last at Georgia (3/11/23)
 _____ 2B ____ 1 (12x), last at Clemson (5/21/23)
 _____ 3B_1 (6x), last vs. South Alabama (3/5/23)
 _____ HR _ 1 (12x), last at Alabama State (4/7/22)
 1, vs. Utah (2/15/24) _____ RBI _____ 4, vs. IUPUI (2/27/21)

CAREER HIGH

2024 SEASON HIGHLIGHTS

Ranks third in program history with a .871 stolen base percentage ... has recorded double-digit stolen bases in every season of her collegiate career ... ranks 13th in the country with a 1.17 walks per game average ... drew the walk-off walk in Auburn's win versus No. 13 Utah (2/15) ... dating back to last season, has reached based in seven consecutive games

GAME BY GAME BATTING

Date	Opponent	Pos	AB	R	H	RBI	2B	3B	HR	BB	SB	CS	HBP	SAC	SF	GDP	K	PO	A	E	Avg
Feb 09	VIRGINIA TECH	*of	2	0	0	0	0	0	0	1	1	0	0	0	0	0	0	2	0	0	.000
Feb 09	BELMONT	*of	1	0	0	0	0	0	0	1	0	0	0	0	0	0	1	0	0	0	.000
Feb 10	VIRGINIA TECH	*of	2	1	1	0	0	0	0	1	2	0	0	0	0	0	0	0	0	0	.200
Feb 14	vs Wichita State	*of	2	1	0	0	0	0	0	1	0	0	1	0	0	0	1	3	0	0	.143
Feb 15	vs UC Davis	*of	2	0	2	0	0	0	0	1	0	1	0	0	0	0	0	2	0	0	.333
Feb 15	vs Utah	*of	2	0	0	1	0	0	0	2	0	0	0	0	0	1	1	3	0	0	.273
Totals		6gs	11	2	3	1	0	0	0	7	3	1	1	0	0	1	3	10	0	0	.273

On base pct. .579 • Slugging pct. .273

PACKER'S OVERALL CAREER STATS

YEAR	AVG	GP-GS	AB	R	H	2B	3B	HR	RBI	TB	SLG%	BB	HBP	SO	GDP	OB%	SF	SHSB-ATT	PO	A	E	FLD%	
2021	.303	45-38	99	19	30	3	1	3	15	44	.444	10	3	27	1	.384	0	5	16-16	51	2	1	.981
2022	.324	50-49	136	43	44	6	3	9	20	83	.610	16	13	32	0	.442	0	2	21-25	64	2	2	.971
2023	.307	55-47	101	24	31	3	2	0	7	38	.376	7	1	35	1	.355	1	4	14-17	62	2	1	.985
2024	.273	6-6	11	2	3	0	0	0	1	3	.273	7	1	3	1	.579	0	0	3-4	10	0	0	1.000
TOTAL	.311	156-140	347	88	108	12	6	12	43	168	.484	40	18	97	3	.409	1	11	54-62	187	6	4	.980

PLAYER CAPSULES



**AUBRIE
LISENBY**

11

CATCHER/INFIELD
Jr. | 5-7 | R/R
Huntsville, Alabama | Bob Jones

SEASON HIGH

CAREER HIGH

3 (2x), last vs. Virginia Tech (2/10/24) _ AB _ 4 (8x), last at South Carolina (4/30/23)
 _____ R _____ 3, vs. Niagara (4/15/22)
 1, vs. Virginia Tech (2/9/24) _____ H _____ 4, vs. Niagara (4/15/22)
 _____ 2B _____ 2, vs. Seton Hall (2/12/22)
 _____ 3B _____
 _____ HR _____ 1 (4x), last vs. Ole Miss (3/31/23)
 1 (2x), last vs. UC Davis (2/15/24) _ RBI _____ 4, vs. Niagara (4/15/22)

2024 SEASON HIGHLIGHTS

Currently holds the highest career fielding percentage in program history with a .996 mark ... has committed just two errors behind the dish in her collegiate career

GAME BY GAME BATTING

Date	Opponent	Pos	AB	R	H	RBI	2B	3B	HR	BB	SB	CS	HBP	SAC	SF	GDP	K	PO	A	E	Avg
Feb 09	VIRGINIA TECH	*dh	3	0	1	0	0	0	0	0	0	0	0	0	0	0	2	0	0	0	.333
Feb 09	BELMONT	*c	0	0	0	1	0	0	0	1	0	0	0	1	0	0	0	6	0	0	.333
Feb 10	VIRGINIA TECH	*c	3	0	0	0	0	0	0	0	0	0	0	0	0	0	0	9	0	1	.167
Feb 15	vs UC Davis	*c	2	0	0	0	0	0	0	1	0	0	0	0	0	0	0	9	1	0	.125
Totals		4gs	8	0	1	1	0	0	0	2	0	0	0	1	0	0	2	24	1	1	.125

On base pct. .300 • Slugging pct. .125

LISENBY'S OVERALL CAREER STATS

YEAR	AVG	GP-GS	AB	R	H	2B	3B	HR	RBI	TB	SLG%	BB	HBP	SO	GDP	OB%	SF	SH	SB-ATT	PO	A	E	FLD%
2022	.269	50-40	104	14	28	6	0	2	18	40	.385	13	1	13	1	.353	1	1	1-1	212	14	1	.996
2023	.234	48-37	94	8	22	2	0	2	9	30	.319	11	2	18	1	.324	1	3	1-2	187	18	0	1.000
2024	.125	4-4	8	0	1	0	0	0	1	1	.125	2	0	2	0	.300	0	1	0-0	24	1	1	.962
TOTAL	.248	102-81	206	22	51	8	0	4	28	71	.345	26	3	33	2	.338	2	5	2-3	423	33	2	.996

PLAYER CAPSULES



**NELIA
PERALTA**

13

INFIELD
Jr. | 5-6 | R/R
Wellington, Florida | Wellington

SEASON HIGH

CAREER HIGH

5, vs. Wichita State (2/14/24) _____ AB _5 (4x), last vs. Wichita State (2/14/24)
 1, vs. UC Davis (2/15/24) _____ R _____ 3, vs. Brown (2/24/23)
 2, vs. UC Davis (2/15/24) _____ H _3 (2x), last at Mississippi State (3/24/22)
 _____ 2B _2 (3x), last at Mississippi State (3/24/22)
 _____ 3B _____ 1 (3x), last vs. Indiana (2/11/23)
 _____ HR _____ 2 (2x), last at Florida (4/7/23)
 2, vs. Wichita State (2/14/24) _____ RBI _____ 4, vs. Seton Hall (2/11/22)

2024 SEASON HIGHLIGHTS

Preseason All-SEC Team ... first hit of the 2024 season was the 100th of her collegiate career ... has reached in base safely in all five of her starts

GAME BY GAME BATTING

Date	Opponent	Pos	AB	R	H	RBI	2B	3B	HR	BB	SB	CS	HBP	SAC	SF	GDP	K	PO	A	E	Avg
Feb 09	VIRGINIA TECH	*ss	3	0	1	0	0	0	0	0	0	0	1	0	0	1	1	1	0	0	.333
Feb 10	VIRGINIA TECH	*ss	3	0	0	0	0	0	0	1	0	0	0	0	0	0	0	1	1	2	.167
Feb 14	vs Wichita State	*ss	5	0	1	2	0	0	0	0	0	0	0	0	0	0	1	1	1	0	.182
Feb 15	vs UC Davis	*ss	4	1	2	0	0	0	0	0	0	0	0	0	0	0	0	0	2	0	.267
Feb 15	vs Utah	*ss	3	0	0	0	0	0	0	1	0	0	0	0	0	0	2	1	0	1	.222
Totals		5gs	18	1	4	2	0	0	0	2	0	0	1	0	0	1	4	4	4	3	.222

On base pct. .333 • Slugging pct. .222

PERALTA'S OVERALL CAREER STATS

YEAR	AVG	GP-GS	AB	R	H	2B	3B	HR	RBI	TB	SLG%	BB	HBP	SO	GDP	OB%	SF	SHSB-ATT	PO	A	E	FLD%	
2022	.313	53-52	144	24	45	15	1	10	42	92	.639	21	1	22	3	.394	4	1	1-1	49	76	19	.868
2023	.329	62-62	164	39	54	7	2	9	23	92	.561	43	5	21	1	.479	1	0	4-7	71	75	8	.948
2024	.222	5-5	18	1	4	0	0	0	2	4	.222	2	1	4	1	.333	0	0	0-0	4	4	3	.727
TOTAL	.316	120-119	326	64	103	22	3	19	67	188	.577	66	7	47	5	.436	5	1	5-8	124	155	30	.903

PLAYER CAPSULES



**SKYLAR
ELKINS**

15

CATCHER / UTILITY
So. | 5-8 | R/R
Locust Grove, Georgia | Locust Grove

SEASON HIGH

CAREER HIGH

2, vs. UC Davis (2/15/24) ___ AB ___ 2, vs. UC Davis (2/15/24)
 3, vs. Wichita State (2/14/24) ___ R ___ 3, vs. Wichita State (2/14/24)
 1 (3x), last vs. Utah (2/15/24) ___ H ___ 1 (3x), last vs. Utah (2/15/24)
 1, vs. Belmont (2/9/24) ___ 2B ___ 1, vs. Belmont (2/9/24)
 ___ 3B ___
 ___ HR ___
 2 (2x), last vs. Wichita State (2/14/24) ___ RBI ___ 2 (2x), last vs. Wichita State (2/14/24)

2024 SEASON HIGHLIGHTS

First collegiate hit was two-run double versus Belmont (2/9) ... earned her first collegiate start behind the dish versus Wichita State (2/14) and scored a career high three runs

GAME BY GAME BATTING

Date	Opponent	Pos	AB	R	H	RBI	2B	3B	HR	BB	SB	CS	HBP	SAC	SF	GDP	K	PO	A	E	Avg	
Feb 09	VIRGINIA TECH	pr	0	0	0	0	0	0	0	0	0	0	0	0	0	0	0	0	0	0	0	.000
Feb 09	BELMONT	c	1	0	1	2	1	0	0	0	0	0	0	0	0	0	0	1	0	0	0	1.000
Feb 10	VIRGINIA TECH	pr	0	0	0	0	0	0	0	0	0	0	0	0	0	0	0	0	0	0	0	1.000
Feb 14	vs Wichita State	*c	1	3	1	2	0	0	0	0	1	0	2	0	0	0	0	11	0	0	0	1.000
Feb 15	vs UC Davis	*ph/dh	2	0	0	0	0	0	0	0	0	0	0	0	0	0	1	0	0	0	0	.500
Feb 15	vs Utah	*c	1	0	1	0	0	0	0	1	0	0	0	0	0	0	0	6	0	0	0	.600
Totals		2gs	5	3	3	4	1	0	0	1	1	0	2	0	0	0	1	18	0	0	0	.600

On base pct. .750 • Slugging pct. .800

ELKINS' OVERALL CAREER STATS

YEAR	AVG	GP-GS	AB	R	H	2B	3B	HR	RBI	TB	SLG%	BB	HBP	SO	GDP	OB%	SF	SH	SB-ATT	PO	A	E	FLD%
2023	.000	36-0	4	11	0	0	0	0	0	0	.000	2	0	1	0	.333	0	0	3-3	19	0	0	1.000
2024	.600	6-2	5	3	3	1	0	0	4	4	.800	1	2	1	0	.750	0	0	1-1	18	0	0	1.000
TOTAL	.333	42-2	9	14	3	1	0	0	4	4	.444	3	2	2	0	.571	0	0	4-4	37	0	0	1.000

PLAYER CAPSULES



**KK
MCCRARY**

16

INFIELD
Sr. | 5-8 | R/R
Murfreesboro, Tennessee | Tennessee

SEASON HIGH

CAREER HIGH

4, vs. Virginia Tech (2/9/24) _____ AB_ 4 (7x), last vs. Virginia Tech (2/9/24)
 1 (4x), last vs. Utah (2/15/24) _____ R_ 2 (3x), last at South Carolina (4/30/23)
 2, vs. Utah (2/15/24) _____ H _____ 2 (9x), last vs. Utah (2/15/24)
 _____ 2B_ 1 (9x), last at South Carolina (4/30/23)
 _____ 3B _____
 1 (2x), last vs. Virginia Tech (2/10/24)_HR_ 1 (3x), last vs. Virginia Tech (2/10/24)
 2, vs. Belmont (2/9/24) _____ RBI_ 3 (3x), last at South Carolina (4/30/23)

2024 SEASON HIGHLIGHTS

Tiger Invite All-Tournament Team ... in just three games, has doubled her 2023 home run total ... ranks sixth in the SEC in home runs per game (0.33) ... reached base in five consecutive games

GAME BY GAME BATTING

Date	Opponent	Pos	AB	R	H	RBI	2B	3B	HR	BB	SB	CS	HBP	SAC	SF	GDP	K	PO	A	E	Avg
Feb 09	VIRGINIA TECH	*of	4	0	0	0	0	0	0	0	0	0	0	0	0	0	1	3	0	0	.000
Feb 09	BELMONT	*of	3	1	1	2	0	0	1	0	0	0	0	0	1	0	0	3	0	0	.143
Feb 10	VIRGINIA TECH	*of	2	1	1	1	0	0	1	2	0	0	0	0	0	0	0	1	0	0	.222
Feb 14	vs Wichita State	*of	1	0	0	0	0	0	0	2	0	0	0	0	0	0	0	0	0	0	.200
Feb 15	vs UC Davis	*of	3	1	1	0	0	0	0	0	0	0	0	0	0	0	0	2	0	0	.231
Feb 15	vs Utah	*of/dh	3	1	2	0	0	0	0	1	0	0	0	0	0	0	1	1	0	0	.312
Totals		6gs	16	4	5	3	0	0	2	5	0	0	0	0	1	0	2	10	0	0	.312

On base pct. .455 • Slugging pct. .688

McCrary's Overall Career Stats

YEAR	AVG	GP-GS	AB	R	H	2B	3B	HR	RBI	TB	SLG%	BB	HBP	SO	GDP	OB%	SF	SH	SB-ATT	PO	A	E	FLD%
2023	.260	54-42	123	13	32	9	0	1	19	44	.358	5	1	14	1	.295	0	3	7-7	18	0	1	.947
2024	.313	6-6	16	4	5	0	0	2	3	11	.688	5	0	2	0	.455	1	0	0-0	10	0	0	1.000
TOTAL	.266	60-48	139	17	37	9	0	3	22	55	.396	10	1	16	1	.318	1	3	7-7	28	0	1	.966

PLAYER CAPSULES



CHALEA CLEMMONS

17

FIRST BASE/LEFT-HANDED PITCHER
Fr. | 6-1 | L/L
Alabaster, Alabama | Thompson

SEASON HIGH

CAREER HIGH

3 (3x), last vs. Wichita State (2/14/24) _ AB_ 3 (3x), last vs. Wichita State (2/14/24)
 1, vs. Belmont (2/9/24) _____ R _____ 1, vs. Belmont (2/9/24)
 1 (3x), last vs. Virginia Tech (2/10/24) _ H_ 1 (3x), last vs. Virginia Tech (2/10/24)
 1, vs. Virginia Tech (2/10/24) ___ 2B ___ 1, vs. Virginia Tech (2/10/24)
 _____ 3B _____
 _____ HR _____
 _____ RBI _____

2024 SEASON HIGHLIGHTS

First collegiate hit was a pinch-hit single versus Virginia Tech (2/9) ... earned first collegiate start as DP versus Belmont (2/9)

GAME BY GAME BATTING

Date	Opponent	Pos	AB	R	H	RBI	2B	3B	HR	BB	SB	CS	HBP	SAC	SF	GDP	K	PO	A	E	Avg	
Feb 09	VIRGINIA TECH	ph	1	0	1	0	0	0	0	0	0	0	0	0	0	0	0	0	0	0	0	1.000
Feb 09	BELMONT	*dh	3	1	1	0	0	0	0	1	0	0	0	0	0	0	0	0	0	0	0	.500
Feb 10	VIRGINIA TECH	*dh	3	0	1	0	1	0	0	0	0	0	0	0	0	0	1	0	0	0	0	.429
Feb 14	vs Wichita State	*dh	3	0	0	0	0	0	0	1	0	0	0	0	0	0	1	0	0	0	0	.300
Feb 15	vs UC Davis	*dh	1	0	0	0	0	0	0	0	0	0	0	0	0	0	1	0	0	0	0	.273
Totals		4gs	11	1	3	0	1	0	0	2	0	0	0	0	0	0	3	0	0	0	0	.273

On base pct. .385 • Slugging pct. .364

GAME BY GAME PITCHING

CLEMMONS' OVERALL CAREER STATS

YEAR	AVG	GP-GS	AB	R	H	2B	3B	HR	RBI	TB	SLG%	BB	HBP	SO	GDP	OB%	SF	SHSB-ATT	PO	A	E	FLD%	
2024	.273	5-4	11	1	3	1	0	0	0	4	.364	2	0	3	0	.385	0	0	0-0	0	0	0	.000
TOTAL	.273	5-4	11	1	3	1	0	0	0	4	.364	2	0	3	0	.385	0	0	0-0	0	0	0	.000

YEAR	ERA	W-L	APP	GS	CG	SHO	SV	IP	H	R	ER	BB	SO	2B	3B	HR	BF	BAVG	WP	HBP	BK	SFA	SHA
2024	0.00	0-0	0	0	0	0/0	0	0.0	0	0	0	0	0	0	0	0	0	.000	0	0	0	0	0
TOTAL	0.00	0-0	0	0	0	0/0	0	0.0	0	0	0	0	0	0	0	0	0	.000	0	0	0	0	0

PLAYER CAPSULES



**RILEY
MCNEMAR**

18

INFIELD
Jr. | 5-5 | R/R
Galena, Kansas | Galena

SEASON HIGH

CAREER HIGH

2, vs. Belmont (2/9/24) _____ AB_2 (2x), last at Mississippi State (4/24/22)
 1, vs. Wichita State (2/14/24) _____ R_1 (9x), last vs. Wichita State (2/14/24)
 _____ H_1 (6x), last vs. Georgia (4/29/22)
 _____ 2B_1 (2x), last vs. Chattanooga (3/6/22)
 _____ 3B _____
 _____ HR _____ 1, at Arkansas (4/10/22)
 _____ RBI_2 (2x), last at Arkansas (4/10/22)

2024 SEASON HIGHLIGHTS

Started at second base versus Belmont (2/9), making her return to the field after missing most of 2023 due to a shoulder injury ... it was her first start since the 2022 season

GAME BY GAME BATTING

Date	Opponent	Pos	AB	R	H	RBI	2B	3B	HR	BB	SB	CS	HBP	SAC	SF	GDP	K	PO	A	E	Avg	
Feb 09	VIRGINIA TECH	pr	0	0	0	0	0	0	0	0	0	0	0	0	0	0	0	0	0	0	0	.000
Feb 09	BELMONT	*2b	2	0	0	0	0	0	0	0	0	0	0	0	0	1	0	4	1	0	0	.000
Feb 10	VIRGINIA TECH	pr/dh	0	0	0	0	0	0	0	0	0	0	0	0	0	0	0	0	0	0	0	.000
Feb 14	vs Wichita State	pr	0	1	0	0	0	0	0	0	0	0	0	0	0	0	0	0	0	0	0	.000
Totals		1gs	2	1	0	0	0	0	0	0	0	0	0	0	0	1	0	4	1	0	0	.000

On base pct. .000 • Slugging pct. .000

McNEMAR'S OVERALL CAREER STATS

YEAR	AVG	GP-GS	AB	R	H	2B	3B	HR	RBI	TB	SLG%	BB	HBP	SO	GDP	OB%	SF	SHSB-ATT	PO	A	E	FLD%	
2022	.316	25-2	19	6	6	2	0	1	5	11	.579	1	0	7	1	.350	0	1	0-0	6	3	1	.900
2023	.000	6-0	0	2	0	0	0	0	0	0	.000	0	0	0	0	.000	0	0	0-0	0	0	0	.000
2024	.000	4-1	2	1	0	0	0	0	0	0	.000	0	0	0	1	.000	0	0	0-0	4	1	0	1.000
TOTAL	.286	35-3	21	9	6	2	0	1	5	11	.524	1	0	7	2	.318	0	1	0-0	10	4	1	.933

PLAYER CAPSULES



ABBEY SMITH

20

OUTFIELD
Jr. | 5-8 | L/R
Austin, Texas | James Bowie

SEASON HIGH

CAREER HIGH

2, vs. Wichita State (2/14/24) __ AB __ 3 (3x), last at Georgia (3/11/23)
 1 (2x), last vs. Virginia Tech (2/10/24) _ R _____ 2 (3x), last vs. Pitt (2/11/23)
 1 (2x), last vs. Utah (2/15/24) ___ H _____ 2, Merrimack (2/24/23)
 _____ 2B _____
 _____ 3B _____
 _____ HR _____
 _____ RBI _____

2024 SEASON HIGHLIGHTS

Holds a career .857 stolen base percentage, the fourth highest mark in program history

GAME BY GAME BATTING

Date	Opponent	Pos	AB	R	H	RBI	2B	3B	HR	BB	SB	CS	HBP	SAC	SF	GDP	K	PO	A	E	Avg
Feb 09	BELMONT	of	1	1	0	0	0	0	0	0	0	0	0	0	0	0	0	0	0	0	.000
Feb 10	VIRGINIA TECH	pr/of	0	1	0	0	0	0	0	0	0	0	0	0	0	0	0	0	0	0	.000
Feb 14	vs Wichita State	pr/of	2	0	1	0	0	0	0	0	0	0	0	0	0	0	0	1	0	0	.333
Feb 15	vs UC Davis	pr/of	0	0	0	0	0	0	0	0	0	0	0	0	0	0	0	0	0	0	.333
Feb 15	vs Utah	pr/of	1	0	1	0	0	0	0	0	0	0	0	0	0	0	0	0	0	0	.500
Totals		Ogs	4	2	2	0	0	0	0	0	0	0	0	0	0	0	0	1	0	0	.500

On base pct. .500 • Slugging pct. .500

SMITH'S OVERALL CAREER STATS

YEAR	AVG	GP-GS	AB	R	H	2B	3B	HR	RBI	TB	SLG%	BB	HBP	SO	GDP	OB%	SF	SHSB-ATT	PO	A	E	FLD%	
2022	.313	38-5	16	16	5	0	0	0	0	5	.313	3	0	6	0	.421	0	0	10-13	4	0	0	1.000
2023	.304	59-3	23	29	7	0	0	0	0	7	.304	2	0	3	0	.360	0	1	20-22	20	1	0	1.000
2024	.500	5-0	4	2	2	0	0	0	0	2	.500	0	0	0	0	.500	0	0	0-0	1	0	0	1.000
TOTAL	.326	102-8	43	47	14	0	0	0	0	14	.326	5	0	9	0	.396	0	1	30-35	25	1	0	1.000

PLAYER CAPSULES



**ANNA
WOHLERS**

22

CATCHER
Jr. | 5-9 | L/R
Davenport, Iowa | DePaul

SEASON HIGH

CAREER HIGH

4, vs. Utah (2/15/24) _____ AB _____ 6, vs. Seton Hall (3/8/22)
 2 (2x), last vs. UC Davis (2/15/24) ___ R _____ 3, vs. Providence (3/31/23)
 1 (5x), last vs. Utah (2/15/24) _____ H _ 3 (7x), last at Georgetown (5/5/23)
 1 (2x), last vs. UC Davis (2/15/24) ___ 2B_ 2 (2x), last at Georgetown (5/5/23)
 _____ 3B_ 1 (5x), last at Georgetown (5/7/23)
 _____ HR_ 2 (2x), last vs. Portland State (2/19/23)
 1, vs. Belmont (2/9/24) _____ RBI_ 5, vs. Northern Kentucky (2/26/23)

2024 SEASON HIGHLIGHTS

Reached base safely in all six games to start the season ...

GAME BY GAME BATTING

Date	Opponent	Pos	AB	R	H	RBI	2B	3B	HR	BB	SB	CS	HBP	SAC	SF	GDP	K	PO	A	E	Avg
Feb 09	VIRGINIA TECH	*c	3	0	1	0	0	0	0	0	0	0	0	0	0	0	1	10	0	0	.333
Feb 09	BELMONT	*3b	2	1	1	1	1	0	0	0	0	0	1	0	0	0	0	1	4	0	.400
Feb 10	VIRGINIA TECH	*3b	2	0	0	0	0	0	0	1	0	0	0	0	0	0	1	2	0	0	.286
Feb 14	vs Wichita State	*3b	2	2	1	0	0	0	0	1	0	0	0	0	0	0	0	1	2	1	.333
Feb 15	vs UC Davis	*3b	1	2	1	0	1	0	0	2	0	0	0	0	0	0	0	1	0	0	.400
Feb 15	vs Utah	*3b	4	0	1	0	0	0	0	0	0	0	0	0	0	0	0	2	3	0	.357
Totals		6gs	14	5	5	1	2	0	0	4	0	0	1	0	0	0	2	17	9	1	.357

On base pct. .526 • Slugging pct. .500

WOHLERS'S OVERALL CAREER STATS

YEAR	AVG	GP-GS	AB	R	H	2B	3B	HR	RBI	TB	SLG%	BB	HBP	SO	GDP	OB%	SF	SHSB-ATT	PO	A	E	FLD%	
2022*	.318	52-52	151	30	48	12	3	8	37	90	.596	19	6	38	0	.408	3	0	1-1	103	38	5	.966
2023*	.364	51-51	151	34	55	15	2	12	38	110	.728	15	8	31	0	.446	1	0	0-0	96	58	10	.939
2024	.357	6-6	14	5	2	2	0	0	1	7	.500	4	1	2	0	.526	0	0	0-0	17	9	1	.963
TOTAL	.332	109-109	316	69	105	29	5	20	76	207	.646	38	15	71	0	.424	4	0	1-1	216	105	16	.953

*STATS FROM DEPAUL

PLAYER CAPSULES



AXE MILANOWSKI

23

INFIELD
So. | 5-6 | R/R
Dothan, Alabama | Houston Academy

SEASON HIGH

CAREER HIGH

2, vs. Wichita State (2/14/24) _____ AB _ 2 (2x), last vs. Wichita State (2/14/24)
 1, vs. Wichita State (2/14/24) _____ R _ 1 (6x), last vs. Wichita State (2/14/24)
 _____ H _ 1 (3x), last vs. Tennessee Tech (3/4/23)
 _____ 2B _____ 1, vs. Tennessee Tech (3/4/23)
 _____ 3B _____
 _____ HR _____ 1, at Troy (3/1/23)
 _____ RBI _____ 3, at Troy (3/1/23)

2024 SEASON HIGHLIGHTS

GAME BY GAME BATTING

Date	Opponent	Pos	AB	R	H	RBI	2B	3B	HR	BB	SB	CS	HBP	SAC	SF	GDP	K	PO	A	E	Avg
Feb 09	BELMONT	ph/1b	1	0	0	0	0	0	0	1	0	0	0	0	0	0	0	2	0	0	.000
Feb 14	vs Wichita State	1b	2	1	0	0	0	0	0	0	0	0	0	0	0	0	1	3	0	0	.000
Feb 15	vs UC Davis	1b	0	0	0	0	0	0	0	0	0	0	0	0	0	0	0	0	0	0	.000
Totals		0gs	3	1	0	0	0	0	0	1	0	0	0	0	0	0	1	5	0	0	.000

On base pct. .250 • Slugging pct. .000

MILANOWSKI'S OVERALL CAREER STATS

YEAR	AVG	GP-GS	AB	R	H	2B	3B	HR	RBI	TB	SLG%	BB	HBP	SO	GDP	OB%	SF	SH	SB-ATT	PO	A	E	FLD%
2023	.250	22-1	12	5	3	1	0	1	6	7	.583	4	1	7	0	.471	0	0	2-2	27	3	1	.968
2024	.000	3-0	3	1	0	0	0	0	0	0	.000	1	0	1	0	.250	0	0	0-0	5	0	0	1.000
TOTAL	.200	25-1	15	6	3	1	0	1	6	7	.467	5	1	8	0	.429	0	0	2-2	32	3	1	.972

PLAYER CAPSULES



**MALAYNA
TAMBORRA**

24

RIGHT-HANDED PITCHER
Fr. | 5-9 | R/R
Marietta, Georgia | Mount Paran Christian School

SEASON HIGH

CAREER HIGH

1.0, vs. Belmont (2/9/24) _____ IP _____ 1.0, vs. Belmont (2/9/24)
1, vs. Belmont (2/9/24) _____ H _____ 1, vs. Belmont (2/9/24)
_____ R _____
_____ ER _____
_____ BB _____
_____ SO _____
12, vs. Belmont (2/9/24) _____ Pitches _____ 12, vs. Belmont (2/9/24)

2024 SEASON HIGHLIGHTS

Made her collegiate debut in a scoreless relief appearance versus Belmont (2/9)

GAME BY GAME BATTING

GAME BY GAME PITCHING

Date	Opponent	GS	IP	H	R	ER	BB	SO	2B	3B	HR	WP	BK	HBP	IBB	Score	W-L	Sv	ERA	NP
Feb 09	BELMONT		1.0	1	0	0	0	0	0	0	0	0	0	0	0	6-1	0-0	0	0.00	12
Totals		0	1.0	1	0	0	0	0	0	0	0	0	0	0	0	6-1	0-0	0	0.00	-

TAMBORRA'S OVERALL CAREER STATS

YEAR	AVG	GP-GS	AB	R	H	2B	3B	HR	RBI	TB	SLG%	BB	HBP	SO	GDP	OB%	SF	SH	SB-ATT	PO	A	E	FLD%
2024	.000	0-0	0	0	0	0	0	0	0	0	.000	0	0	0	0	.000	0	0	0-0	0	0	0	.000
TOTAL	.000	0-0	0	0	0	0	0	0	0	0	.000	0	0	0	0	.000	0	0	0-0	0	0	0	.000

YEAR	ERA	W-L	APP	GS	CG	SHO	SV	IP	H	R	ER	BB	SO	2B	3B	HR	BF	BAVG	WP	HBP	BK	SFA	SHA
2024	0.00	0-0	1	0	0	0/0	0	1.0	1	0	0	0	0	0	0	0	4	.250	0	0	0	0	0
TOTAL	0.00	0-0	1	0	0	0/0	0	1.0	1	0	0	0	0	0	0	0	4	.250	0	0	0	0	0

PLAYER CAPSULES



**MILLIE
ROBERTS**

31

CATCHER/INFIELD
So. | 5-7 | R/R
Owensboro, Kentucky | Daviess County

SEASON HIGH

CAREER HIGH

2 (2x), last vs. Utah (2/15/24) AB 2 (2x), last vs. Utah (2/15/24)
R 1 (2x), last at Troy (3/1/23)
1, vs. Utah (2/15/24) H 1 (5x), last vs. Utah (2/15/24)
2B 1, vs. St. John's (2/10/23)
3B
HR
RBI 1 (4x), last vs. Villanova (2/18/23)

2024 SEASON HIGHLIGHTS

Made her first collegiate start in Auburn's season opener versus Virginia Tech (2/9)

GAME BY GAME BATTING

Date	Opponent	Pos	AB	R	H	RBI	2B	3B	HR	BB	SB	CS	HBP	SAC	SF	GDP	K	PO	A	E	Avg
Feb 09	VIRGINIA TECH	*3b	2	0	0	0	0	0	0	0	0	0	0	0	0	0	2	0	0	0	.000
Feb 14	vs Wichita State	ph	0	0	0	0	0	0	0	1	0	0	0	0	0	0	0	0	0	0	.000
Feb 15	vs Utah	*dh	2	0	1	0	0	0	0	0	0	0	0	1	0	0	1	0	0	0	.250
Totals		2gs	4	0	1	0	0	0	0	1	0	0	0	1	0	0	3	0	0	0	.250

On base pct. .400 • Slugging pct. .250

ROBERTS' OVERALL CAREER STATS

YEAR	AVG	GP-GS	AB	R	H	2B	3B	HR	RBI	TB	SLG%	BB	HBP	SO	GDP	OB%	SF	SH	SB-ATT	PO	A	E	FLD%
2023	.235	25-0	17	2	4	1	0	0	4	5	.294	3	0	6	0	.333	1	0	1-1	1	0	0	1.000
2024	.250	3-2	4	0	1	0	0	0	0	1	.250	1	0	3	0	.400	0	1	0-0	0	0	0	.000
TOTAL	.238	28-2	21	2	5	1	0	0	4	6	.286	4	0	9	0	.346	1	1	1-1	1	0	0	1.000

PLAYER CAPSULES



**AMELIA
LECH**

34

CATCHER/UTILITY
Jr. | 5-10 | R/R
Thousand Oaks, California | Maryland

SEASON HIGH

CAREER HIGH

4, vs. Virginia Tech (2/9/24) _____ AB ____ 4 (7x), vs. Virginia Tech (2/9/24)
 2, vs. UC Davis (2/15/24) _____ R _____ 3, at East Carolina (3/5/23)
 2, vs. UC Davis (2/15/24) _____ H ____ 3 (2x), last vs. North Dakota (3/17/23)
 _____ 2B ____ 2 (3x), last vs. Michigan State (4/2/23)
 _____ 3B _____
 2, vs. UC Davis (2/15/24) _____ HR _____ 2, vs. UC Davis (2/15/24)
 6, vs. UC Davis (2/15/24) _____ RBI _____ 6, vs. UC Davis (2/15/24)

2024 SEASON HIGHLIGHTS

Tiger Invite All-Tournament Team ... PV College Challenge All-Tournament Team ... three of her four hits this season have been home runs ... ranks third in the country in home run per game (0.33) and 10th in both total home runs and slugging percentage ... recorded the first multi-home run game of her career and set a career high with six RBI vs. UC Davis (2/15) ... first Tiger to record 6+ RBI in a game since Alyssa Rivera in 2020

GAME BY GAME BATTING

Date	Opponent	Pos	AB	R	H	RBI	2B	3B	HR	BB	SB	CS	HBP	SAC	SF	GDP	K	PO	A	E	Avg
Feb 09	VIRGINIA TECH	*1b	4	1	1	1	0	0	1	0	0	0	0	0	0	0	3	5	0	0	.250
Feb 09	BELMONT	*1b	1	1	0	0	0	0	0	1	0	0	0	0	0	0	1	3	0	0	.200
Feb 10	VIRGINIA TECH	*1b	3	1	1	2	0	0	1	0	0	0	0	0	0	1	0	3	0	0	.250
Feb 14	vs Wichita State	*1b	1	0	0	0	0	0	0	1	0	0	0	0	0	0	1	2	0	0	.222
Feb 15	vs UC Davis	*1b	3	2	2	6	0	0	2	0	0	0	0	0	0	0	1	4	0	0	.333
Feb 15	vs Utah	*1b	2	0	1	0	0	0	0	1	0	0	1	0	0	0	1	8	1	0	.357
Totals		6gs	14	5	5	9	0	0	4	3	0	0	1	0	0	1	7	25	1	0	.357

On base pct. .500 • Slugging pct. 1.214

LECH'S OVERALL CAREER STATS

YEAR	AVG	GP-GS	AB	R	H	2B	3B	HR	RBI	TB	SLG%	BB	HBP	SO	GDP	OB%	SF	SH	SB-ATT	PO	A	E	FLD%
2022*	.103	29-9	39	3	4	2	0	0	4	6	.154	4	0	10	0	.186	0	0	0-0	8	0	1	.889
2023*	.285	57-53	144	28	41	11	0	16	47	100	.694	32	1	48	0	.411	3	0	2-3	81	5	1	.989
2024	.357	6-6	14	5	5	0	0	4	9	17	1.214	3	1	7	1	.500	0	0	0-0	25	1	0	1.000
TOTAL	.254	92-68	197	36	50	13	0	20	60	123	.624	39	2	65	1	.378	3	0	2-3	114	6	2	.984

*STATS FROM MARYLAND

PLAYER CAPSULES



**KYLA
STROUD**

36

INFIELD
Fr. | 5-7 | R/R
Covington, Georgia | Newton

SEASON HIGH

CAREER HIGH

1, vs. Belmont (2/9/24)	AB	1, vs. Belmont (2/9/24)
	R	
	H	
	2B	
	3B	
	HR	
	RBI	

2024 SEASON HIGHLIGHTS

Made her collegiate debut as a pinch hitter versus Belmont (2/9)

GAME BY GAME BATTING

Date	Opponent	Pos	AB	R	H	RBI	2B	3B	HR	BB	SB	CS	HBP	SAC	SF	GDP	K	PO	A	E	Avg
Feb 09	BELMONT	2b	1	0	0	0	0	0	0	0	0	0	0	0	0	0	1	0	0	0	.000
Totals		Ogs	1	0	0	0	0	0	0	0	0	0	0	0	0	0	1	0	0	0	.000

On base pct. .000 • Slugging pct. .000

STROUD'S OVERALL CAREER STATS

YEAR	AVG	GP-GS	AB	R	H	2B	3B	HR	RBI	TB	SLG%	BB	HBP	SO	GDP	OB%	SF	SH	SB-ATT	PO	A	E	FLD%
2024	.000	1-0	1	0	0	0	0	0	0	0	.000	0	0	1	0	.000	0	0	0-0	0	0	0	.000
TOTAL	.000	1-0	1	0	0	0	0	0	0	0	.000	0	0	1	0	.000	0	0	0-0	0	0	0	.000

PLAYER CAPSULES



**SHELBY
LOWE**

55

LEFT-HANDED PITCHER
Sr. | 5-9 | R/L
Carrollton, Alabama | Pickens Academy

SEASON HIGH

CAREER HIGH

5.0, vs. UC Davis (2/15/24) _____ IP _____ 7.1, at Ole Miss (4/23/21)
 5 (2x), last vs. UC Davis (2/15/24) _____ H _____ 9, vs. Kentucky (4/16/21)
 4, vs. Virginia Tech (2/9/24) _____ R _____ 7, at Arkansas (4/8/22)
 4, vs. Virginia Tech (2/9/24) _____ ER _____ 7, at Arkansas (4/8/22)
 _____ BB _____ 4, at Kentucky (3/25/22)
 5, vs. UC Davis (2/15/24) _____ SO _____ 13, vs. ULM (2/25/22)
 63, vs. UC Davis (2/15/24) _____ Pitches _____ 125, vs. Kentucky (4/16/21)

2024 SEASON HIGHLIGHTS

Ranks sixth in program history in career strikeouts and seventh in career saves ... has not issued a walk through her three appearances this season ... currently tied for the national lead in strikeout-to-walk ratio and walks allowed per seven innings

GAME BY GAME PITCHING

Date	Opponent	GS	IP	H	R	ER	BB	SO	2B	3B	HR	WP	BK	HBP	IBB	Score	W-L	Sv	ERA	NP
Feb 09	VIRGINIA TECH		1.0	5	4	4	0	2	0	0	1	0	0	0	0	1-8	0-0	0	28.00	25
Feb 09	BELMONT		2.0	2	0	0	0	1	0	0	0	0	0	0	0	6-1	0-0	0	9.33	32
Feb 15	vs UC Davis	*	5.0	5	2	2	0	5	1	1	0	0	0	0	0	6-3	1-0	0	5.25	63
Totals		1	8.0	12	6	6	0	8	1	1	1	0	0	0	0	13-12	1-0	0	5.25	-

LOWE'S OVERALL CAREER STATS

YEAR	ERA	W-L	APP	GS	CG	SHO	SV	IP	H	R	ER	BB	SO	2B	3B	HR	BF	BAVG	WP	HBP	BK	SFA	SHA
2021	1.48	13-11	20	26	15	3/1	1	165.2	130	42	35	28	179	24	1	9	650	.216	3	7	0	2	10
2022	2.81	9-3	29	19	4	3/2	5	92.1	77	44	37	19	129	10	1	16	383	.218	5	6	0	1	3
2023	2.70	6-6	31	12	1	1/10	1	77.2	65	33	30	11	83	16	1	11	320	.217	3	4	0	2	3
2024	5.25	1-0	3	1	0	0/0	0	8.0	12	6	6	0	8	1	1	1	36	.343	0	0	0	1	0
TOTAL	2.20	29-20	93	58	20	7/13	7	343.2	284	125	108	58	399	51	4	37	1389	.220	11	17	0	6	16

PLAYER CAPSULES



**ANNABELLE
WIDRA**



UTILITY/RIGHT-HANDED PITCHER
Jr. | 5-7 | L/R
Hoover, Ala. | Michigan

SEASON HIGH

3, vs. Virginia Tech (2/9/24) ___ AB ___ 4 (4x), last vs. Indiana (2/11/23)
 ___ R ___ 2 (3x), last vs. Illinois (2/12/23)
 1, vs. Virginia Tech (2/9/24) ___ H ___ 2 (9x), last vs. Austin Peay (2/17/23)
 ___ 2B ___ 1 (4x), last vs. Austin Peay (2/17/23)
 ___ 3B ___ 1, vs. Maryland (5/12/23)
 ___ HR ___ 1 (4x), last vs. UAB (2/22/23)
 ___ RBI ___ 3, vs. Illinois (2/12/23)

CAREER HIGH

2024 SEASON HIGHLIGHTS

Has not allowed a walk over her four relief appearances ... tied for the national lead in both strikeout-to-walk ratio and walks allowed per seven innings ... ranks fifth in the SEC in saves ... got engaged in December

GAME BY GAME BATTING

Date	Opponent	Pos	AB	R	H	RBI	2B	3B	HR	BB	SB	CS	HBP	SAC	SF	GDP	K	PO	A	E	Avg
Feb 09	VIRGINIA TECH	*2b	3	0	1	0	0	0	0	0	0	0	0	0	0	0	2	1	3	1	.333
Feb 14	vs Wichita State	pr/p	1	0	0	0	0	0	0	0	2	0	0	0	0	0	1	0	0	0	.250
Feb 15	vs Utah	ph	0	0	0	0	0	0	0	0	0	0	0	1	0	0	0	0	0	0	.250
Totals		1gs	4	0	1	0	0	0	0	0	2	0	0	1	0	0	3	1	3	1	.250

On base pct. .250 • Slugging pct. .250

GAME BY GAME PITCHING

Date	Opponent	GS	IP	H	R	ER	BB	SO	2B	3B	HR	WP	BK	HBP	IBB	Score	W-L	Sv	ERA	NP
Feb 09	BELMONT		2.0	3	0	0	0	5	1	0	0	0	0	0	0	6-1	1-0	0	0.00	42
Feb 10	VIRGINIA TECH		1.1	2	2	2	0	1	1	0	1	0	0	0	0	5-5	1-0	0	4.20	15
Feb 14	vs Wichita State		1.0	2	0	0	0	1	0	0	0	0	0	0	0	8-6	1-0	0	3.23	22
Feb 15	vs UC Davis		2.0	4	1	1	0	4	1	0	0	1	0	0	0	6-3	1-0	1	3.32	30
Totals		0	6.1	11	3	3	0	11	3	0	1	1	0	0	0	25-15	1-0	1	3.32	-

WIDRA'S OVERALL CAREER STATS

YEAR	AVG	GP-GS	AB	R	H	2B	3B	HR	RBI	TB	SLG%	BB	HBP	SO	GDP	OB%	SF	SHSB-ATT	PO	A	E	FLD%	
2022*	.255	48-38	106	18	27	3	1	1	11	35	.377	12	8	36	0	.370	1	1	9-11	14	9	3	.885
2023	.250	26-19	44	5	11	1	0	3	8	21	.477	3	0	11	1	.298	0	1	2-2	8	21	5	.853
2024	.250	3-1	4	0	1	0	0	0	0	1	.250	0	0	3	0	.250	0	1	2-2	1	3	1	.800
TOTAL	.253	77-58	154	23	39	4	1	4	19	57	.370	15	8	50	1	.348	1	3	13-15	23	33	9	.862

YEAR	ERA	W-L	APP	GS	CG	SHO	SV	IP	H	R	ER	BB	SO	2B	3B	HR	BF	BAVG	WP	HBP	BK	SFA	SHA
2022*	1.74	2-0	17	1	0	0/2	2	31.1	22	10	8	7	31	2	0	2	N/A	.190	3	2	0	1	2
2023	2.72	9-5	26	11	3	2/4	2	79.2	78	41	31	17	75	13	1	9	342	.247	3	4	0	0	5
2024	4.20	1-0	2	0	0	0/0	0	3.1	5	2	2	0	6	2	0	1	16	.313	0	0	0	0	0
TOTAL	2.51	12-5	45	12	3	2/6	4	114.1	105	53	41	24	112	17	1	12	358	.227	6	6	0	1	7

*STATS FROM MICHIGAN

PLAYER CAPSULES



**ROSE
ROACH**

99

INFIELD
Jr. | 5-6 | L/R
Elburn, Illinois | Kaneland

SEASON HIGH

CAREER HIGH

2 (4x), last vs. Utah (2/15/24) _____ AB ____ 4 (5x), last at Clemson (5/21/23)
 _____ R ____ 2 (3x), last vs. Merrimack (2/25/23)
 1 (2x), last vs. Wichita State (2/15/24) _____ H ____ 2 (3x), last vs. Ole Miss (5/11/23)
 _____ 2B ____ 1 (6x), last vs. South Carolina (5/12/23)
 _____ 3B _____
 _____ HR _____
 3, vs. Wichita State (2/15/24) _____ RBI _____ 3, vs. Wichita State (2/15/24)

2024 SEASON HIGHLIGHTS

Reached base in seven straight games, dating back to last season ... drove in a career high three RBI, including the go-ahead RBI in the eighth inning in Auburn's extra-inning win versus Wichita State (2/15)

GAME BY GAME BATTING

Date	Opponent	Pos	AB	R	H	RBI	2B	3B	HR	BB	SB	CS	HBP	SAC	SF	GDP	K	PO	A	E	Avg
Feb 10	VIRGINIA TECH	*2b	2	0	1	0	0	0	0	0	0	0	0	1	0	0	0	1	1	0	.500
Feb 14	vs Wichita State	*2b	2	0	1	3	0	0	0	1	0	1	0	0	0	0	0	0	1	0	.500
Feb 15	vs UC Davis	*2b	2	0	0	0	0	0	0	1	0	1	0	0	0	0	0	2	3	0	.333
Feb 15	vs Utah	*2b	2	0	0	0	0	0	0	1	0	0	0	0	0	0	1	0	2	0	.250
Totals		4gs	8	0	2	3	0	0	0	3	0	2	0	1	0	0	1	3	7	0	.250

On base pct. .455 • Slugging pct. .250

ROACH'S OVERALL CAREER STATS

YEAR	AVG	GP-GS	AB	R	H	2B	3B	HR	RBI	TB	SLG%	BB	HBP	SO	GDP	OB%	SF	SH	SB-ATT	PO	A	E	FLD%
2022	.271	35-11	48	12	13	2	0	0	5	15	.313	1	1	5	0	.300	0	0	2-3	17	22	5	.886
2023	.245	47-13	53	14	13	4	0	0	10	17	.321	4	0	9	0	.293	1	2	9-10	29	24	4	.930
2024	.250	4-4	8	0	2	0	0	0	3	2	.250	3	0	1	0	.455	0	1	0-2	3	7	0	1.000
TOTAL	.257	86-28	109	26	28	6	0	0	18	34	.312	8	1	15	0	.311	1	3	11-15	49	53	9	.919



1
Thalia
MARTIN
UTL | Fr.



3
Icess
TRESVIK
UTL | Jr.



4
Emmah
ROLFE
RHP | So.



5
Mariah
PENTA
UTL | Fr.



9
Maddie
PENTA
RHP | Sr.



10
Makayla
PACKER
UTL | Sr.



11
Aubrie
LISENBY
C/INF | Jr.



13
Nelia
PERALTA
INF | Jr.



15
Skylar
ELKINS
C/UTL | So.



16
KK
MCCRARY
INF | Sr.



17
Chalea
CLEMMONS
1B/LHP | Fr.



18
Riley
MCNEMAR
INF | Jr.



20
Abbey
SMITH
OF | Jr.




22
Anna
WOHLERS
C | Jr.




23
Axe
MILANOWSKI
INF | So.



24
Malayna
TAMBORRA
RHP | Fr.



31
Millie
ROBERTS
C/INF | So.



34
Amelia
LECH
C/UTL | Jr.




36
Kyla
STROUD
INF | Fr.



55
Shelby
LOWE
LHP | Sr.



66
Annabelle
WIDRA
UTL/RHP | Jr.




99
Rose
ROACH
INF | Jr.



HC
Mickey
DEAN
Seventh Season



AC
Emily
CAROSONE
Fourth Season



AC
Eugene
LENTI
Fifth Season



AC
Hannah
SPARKS
First Season



DO
LEISA
LEE
Fifth Season