

AUBURN MEN'S GOLF

2018-2019 MEDIA GUIDE

#2
Nationally

**IN SCORING AVERAGE
PER ROUND
282.80**

INTRODUCTION _____ 1-5

2018-19 Schedule _____	3
Quick Facts _____	3
Photo Collage _____	4-5

MEET THE TEAM _____ 6-33

Head Coach Nick Clinard _____	6-9
Coaching Staff _____	10-11
Seniors/Juniors/Sophomores _____	12-33

2017-18 IN REVIEW _____ 34-42

2017-18 Season Capsule _____	34
Results/Statistics _____	35-42

RECORD BOOK _____ 43-49

Team Records _____	43
Individual Low Stroke Averages _____	44
Year-by-Year Records _____	44
Season Leaders _____	45
Individual Records _____	46
Individual Champions _____	47
Team Champions _____	48-49

HONORS AND AWARDS _ 50-52

Award List _____	50-51
Awards Under Clinard _____	52

AUBURN IN THE NCAA _ 53-56

NCAA Championships _____	53-54
NCAA Regionals _____	55-56

AUBURN IN THE SEC _____ 57

SEC Championships _____	57
-------------------------	----

ALL-TIME RESULTS ____ 58-65

All-Time Event Appearances _____	58-61
Year-by-Year Results _____	62-65

ALL-TIME ROSTER _____ 66-67**FACILITIES _____ 68-71**

Jack Key Practice Facility _____	68-69
Home Courses _____	70-71

AUBURN UNIVERSITY __ 72-75**CREDITS**

The 2018-19 Auburn men's golf media guide is published by the Auburn Athletics Communications Office, a division of the Auburn Athletics Department. The guide was edited by Cody Voga. Special thanks to Nick Clinard for his contributions. Photography provided by Wade Rackley, Dakota Sumpter, Cat Wofford and Todd Van Emst.

For more on Auburn Athletics, call the Communications Office at 334-844-9800 or go to AuburnTigers.com.

2018-19 SCHEDULE

Date	Tournament	Site	Course
Sept. 7-9	Carpet Capital Collegiate	Dalton, Ga.	The Farm
Sept. 21-23	Maui Jim Intercollegiate	Scottsdale, Ariz.	Mirabel GC
Oct. 8-9	Jerry Pate National Intercollegiate	Vestavia Hills, Ala.	Old Overton
Oct. 21-23	Tavistock Collegiate Invitational	Windermere, Fla.	Isleworth CC
Oct. 29-31	East Lake Cup	Atlanta, Ga.	East Lake CC
Feb. 7-9	Amer Ari Invitational	Waikoloa, Hawaii	King's Course
Feb. 24-26	Tiger Invitational	Opelika, Ala.	Grand National
March 3-5	Southern Highlands Collegiate	Las Vegas, Nev.	Southern Highlands
March 17-19	Valspar Collegiate	Palm City, Fla.	Floridian GC
March 31- April 1	The Hayt	Ponte Vedra, Fla.	Sawgrass CC
April 15-16	Shoal Creek Invitational	Shoal Creek, Ala.	Shoal Creek
April 24-28	SEC Championship	St. Simons Island, GA	Seaside GC
May 13-15	NCAA Regionals	TBA	TBA
May 24-29	NCAA Championship	Fayetteville, AR	The Blessings

UNIVERSITY INFORMATION

City / Zip _____ Auburn, Ala. / 36831
 Founded _____ Oct. 1, 1856
 Enrollment _____ 25,469
 Nickname _____ Tigers
 Colors _____ Navy Blue and Burnt Orange
 Affiliation _____ NCAA Division I
 Conference _____ Southeastern Conference
 President _____ Dr. Steven Leath
 Director of Athletics _____ Allen Greene

TEAM INFORMATION

Letterwinners Returning/Lost _____ 11/1
 Newcomers _____ 0

PROGRAM HISTORY

NCAA Championship App. _____ 22
 Best NCAA Finish _____ T-3rd (2018)
 SEC Championships _____ 4
 _____ 1970, 1981, 2002, 2018
 SEC Indiv. Champions _____ 4
 All-Americans _____ 30
 All-SEC _____ 81

STAFF INFORMATION

Head Coach _____ Nick Clinard
 Years at Auburn _____ 10
 Years Overall _____ 18 (UCF and AU)
 Record at Auburn _ 1,313-398-28 (.763)
 First-Place Finishes _____ 40 (29 at AU)
 NCAA Appearances _____ 8 (7 at AU)
 All-Region _____ 27 (21 at AU)
 All-SEC _____ 24 (all at AU)
 All-Americans _____ 11 (9 at AU)
 Academic All-Americans _____ 17 (13 at AU)
 Associate Head Coach __ Corey Maggard
 Director of Operations __ Joan Alexander
 Volunteer Coach _____ Jason Dufner

MEDIA INFORMATION

Associate AD _____ Kirk Sampson
 Men's Golf Contact _____ Cody Voga
 Email _____ voga@auburn.edu
 Phone _____ (334) 750-9023
 Mailing Address _____ Auburn Athletics Complex
 _____ 392 S. Donahue Dr.
 _____ Auburn, AL 36849

SOCIAL MEDIA

@AuburnMGolf

@AuburnTigers

Facebook.com/AuburnMGolf



Facebook.com/AuburnTigers

#WarEagle

#ChampionsPlayHere

2018 SEC CHAMPIONS

INTRODUCTION



"One of the biggest things that helped them out was winning the SEC Tournament. ... Auburn was good all year, but to go out and beat LSU, Arkansas and Alabama, who were all ranked higher than them, I think that showed this young team, **'We can do this.'** It gave them lots of hope and lots of encouragement to come out and here and do what they did this week."

Arron Oberholser, Golf Channel Analyst

AUBURN MEN'S GOLF

2018 NCAA SEMIFINALISTS

“The arrow is trending up for the Tigers, no doubt. Four of those five will be back in the lineup next year. We’ve seen a young man in Brandon Mancheno, as a freshman, almost win the individual title. That’s pretty good to bank on the future and build as more recruits coming into your school.”

Steve Burkowski, Golf Channel Reporter



“You have one senior that’s leaving. You’re the reigning SEC champions in match play. You’ve reached the semifinals in the national championship. The sky is the limit. They could be right back here next year without a doubt.”

Arron Oberholser, Golf Channel Analyst

“There is no wonder they recruited [Brandon Mancheno] at Auburn. He does not look like a freshman. He has a lot of confidence. That is not your normal 18-year-old right there. That is some performance.”

Curt Byrum, Golf Channel Analyst





NICK CLINARD

HEAD COACH | 10TH SEASON AT AUBURN, 18TH SEASON OVERALL

Nick Clinard is in his 18th year overall as a head coach and 10th season with the Auburn men's golf team in 2018-19.

Auburn is one of four teams in the nation - Illinois, Oklahoma and Texas the others - who have made at least seven-straight NCAA Championship appearances.

The 2017-18 Auburn men's golf team produced its best finish in program history when it tied for third in the country at the NCAA Championships. Freshman Brandon Mancheno tied for medalist honors at the NCAA Championships, tied for the best finish in program history (Chip Spratlin, 1995) before falling in a playoff.

The Tigers won their fourth Southeastern Conference title and first since 2002 following a 3-2 victory over Alabama during match play at the SEC Championship. Freshman Wells Padgett secured the title with a 20-foot putt on the 18th green in the final match.

Auburn finished with a record of 174-31-7 (.837) and was ranked for the entire 2017-18 season, reaching as high as No. 6 in the nation. The Tigers captured four tournament wins: The All-American, Tiger Invitational, John Hayt Invitational and the SEC Championship. Junior Trace Crowe earned medalist honors at the Gary Koch Invitational, highlighted by a program record-tying round of 63 in the second round.

In total, Auburn had 98 rounds below par, including 59 rounds in the 60s. The Tigers had four players break into the single-season top 15 for lowest stroke average per round in Brandon Mancheno (2nd, 70.64), Jovan Rebula (8th, 71.3), Trace Crowe (12th, 71.43) and Ben Schlottman (13th, 71.52).

Brandon Mancheno and Jovan Rebula became the first duo to be named All-Americans in the same season since 2012 and just the sixth all-time.

For his efforts, Clinard was tabbed as the SEC Coach of the Year, Southeast Region Coach of the Year and was a finalist for National Coach of the Year. Brandon Mancheno was selected as the SEC Freshman of the Year and was a semifinalist for the Jack Nicklaus National Player of the Year Award.

In addition, the Tigers boasted a GPA over 3.0 landing them a Golf Coaches Association All-Academic Team for the ninth consecutive season, all under Coach Clinard.

Three members of the team won amateur events during the summer. Jovan Rebula captured the British Amateur, while Wells Padgett earned the crown at the Southwestern Amateur. Ben Schlottman earned the victory at the 118th North & South Amateur.

The Tigers recorded the fourth-best finish in school history by placing 11th at the 2017 NCAA Championship.

Auburn had been ranked as high as No. 2 nationally in 2016-17 while winning four team titles: Inverness Intercollegiate, Jerry



Pate Intercollegiate, Tiger Invitational and Gary Koch Invitational.

Trace Crowe, who was an All-SEC second-team selection, won medalist honors at the Gary Koch. Matt Gilchrest was a Byron Nelson Award finalist, and Trace Crowe an All-Region selection. Gilchrest and Ryan Benton were named All-America Scholars and the team was named an All-Academic Team for the eighth consecutive year by the GCAA.

The Tigers were ranked No. 1 nationally for the much of the 2015-16 fall season while senior Michael Johnson was ranked No. 1 nationally in the Golfweek individual rankings and second in the Palmer Cup rankings.

Auburn has made the NCAA Regionals each of his nine seasons and have advanced to the NCAA Championship seven straight years, including finishing tied for third in 2018, 11th in 2017 and 12th in 2015.

Auburn won four tournaments in 2015-16 including the Carpet Capital Collegiate, U.S. Collegiate Championship, Mobile Sports Authority Intercollegiate and the Seminole Intercollegiate while finishing as runner-up in four others. Auburn had a perfect 1000 APR score.

The Tigers had five medalists with Michael Johnson winning three, the Primland Collegiate, Mobile Sports Authority Intercollegiate and the Schenkel Invitational. Freshman Graysen Huff won the ASU Fall Beach Classic while Will Long was co-medalist at the U.S. Collegiate Championship.

Michael Johnson was named Golfweek first-team All-American, PING second-team All-American, first-team All-SEC and was a semifinalist for both the Jack Nicklaus Award and Ben Hogan Award and was on the Haskins Award Watch List. Jacob Solomon was a Freshman All-SEC selection in 2016. Johnson and Solomon were both named to the PING All-Southeast Region team.

The Tigers had the fifth-best NCAA Championship finish in school history by finishing 12th in 2015 and the Tigers are one of only eight teams to appear in four consecutive NCAA Championships.

Auburn won three consecutive tournaments with three straight medalists, all different, in the Mobile Sports Authority Intercollegiate, Tiger Invitational Presented by Jason Dufner and the Schenkel Invitational in 2015.

Ben Schlottman was named Golfweek honorable mention All-American, the first freshman in school history to receive All-America honors.

Five Tigers were named to the NCAA All-Southeast Region team as No. 1 Illinois and No. 2 Texas were the only three schools in the nation to have five players named NCAA All-Region.

Schlottman and Matt Gilchrest were both named first-team All-SEC while Michael Johnson was a second-team selection. Schlottman also became the first Auburn freshman to be named All-SEC first-team in history while also being tabbed SEC Freshman of the Year.

Auburn destroyed the school's team single-season stroke average record by averaging 283.23 strokes per round in 2015 with the previous mark being 285.30 set in 2011-12. In fact, Clinard-coached teams have the four lowest averages in Tiger history.

Schlottman recorded the fourth lowest single season stroke average in school history and set the Auburn freshman record averaging 70.96.

Auburn climbed to being ranked fourth nationally in 2014-15 after winning two consecutive tournaments in the Mobile Sports Authority Intercollegiate and the Tiger Invitational Presented by Jason Dufner by 28 shots, the largest margin of victory in school history. Auburn then won the Schenkel Invitational at 41-under, edging No. 5 Vanderbilt by a stroke, for its third-straight win.

Clinard coached the Tigers to their third-straight NCAA Championship appearance in 2014 as the Tigers had three tournament wins and eight top three finishes, including thirds in both the NCAA Regional and SEC Championship. Auburn, which was 136-60-1, finished 23rd in the NCAA Championship in Hutchinson, Kan., and finished ranked 19th overall.

Auburn's three tournament wins in 2013-14 came in the Tiger Invitational Presented by Jason Dufner, the Mobile Bay Intercollegiate and the Hootie at Bulls Bay Intercollegiate as Niclas Carlsson tied for first with a 70-73-66-209 and Matt Gilchrest finished a stroke behind with a 71-73-66-210.

Senior Niclas Carlsson was named honorable mention All-American in 2013-14.

Carlsson and freshman Matt Gilchrest were both All-SEC second-team selections, and Gilchrest was also named to the Freshman All-SEC team. Three Tiger freshmen were named SEC Freshman of the Week, including Gilchrest, Blake Messer and Will Long. Gilchrest was named SEC Player and Freshman of the Week following his four-stroke win at the UK Bluegrass Invitational. Messer won the USA Individual Tournament in Mobile while Long finished 10th in the USF Invitational.



CLINARD AT A GLANCE

PERSONAL

Born:	Oct. 28, 1965
Hometown:	Gastonia, N.C.
Wife:	Susan (Roberts)
Children:	Daughters: Chloe, Peyton
College:	Wake Forest (B.A. 1995)
Playing Experience:	SMU (1991-92) Wake Forest (1992-95)

HEAD COACHING EXPERIENCE

2009-current:	Auburn
2001-09:	UCF

COACHING RECORD

Year	School	Record
17-18	Auburn	174-31-7
16-17	Auburn	146-54-3
15-16	Auburn	143-46-3
14-15	Auburn	148-38-4
13-14	Auburn	136-60-1
12-13	Auburn	149-61-3
11-12	Auburn	148-28-4
10-11	Auburn	122-12-1
09-10	Auburn	103-60-1
08-09	UCF	155-51-3
07-08	UCF	105-71-3
06-07	UCF	55-67-1
05-06	UCF	66-83-3
04-05	UCF	108-81-3
03-04	UCF	n/a
02-03	UCF	n/a
01-02	UCF	n/a

Auburn men's golf received the NCAA Public Recognition Award for placing in the top 10 percent in the most recent multi-year Academic Progress Rate scores with a perfect 1000 APR. Auburn placed 10 on the 2014 SEC Spring Academic Honor Roll five on the 2014 SEC First-Year Honor Roll.

In 2012-13, Auburn finished 13th in the 2013 NCAA Championship in Milton, Ga., after finishing tied for second at the NCAA Regional in Columbus, Ohio. The Tigers finished the season ranked 14th nationally while having a record of 149-61-3.

Auburn won three tournament titles at The McLaughlin, Mobile Bay Classic and Samford Intercollegiate. The Tigers had three individual medalists with redshirt freshman Jake Mondy at The McLaughlin in his first career tournament, Dominic Bozzelli at the Ameri Ari Invitational and Niclas Carlsson at the Mobile Bay Intercollegiate.

Senior Michael Hebert was selected to the All-SEC second team while Mondy was a Freshman All-SEC selection.

Auburn was ranked No. 1 nationally in the Coaches' Poll after two events in the 2011-12 season for the first time since the poll began in 2001. It marked the first time Auburn received a No. 1 ranking since the fall of 1996.

The Tigers finished the 2011-12 season ranked a school-best fifth nationally in the Golfweek/Sagarin rankings with three team victories and three individual wins and a record of 148-28-4 (.833), the second best winning percentage in school history. Auburn advanced to the NCAA Championship for the first time under Clinard, finishing 15th at historic Riviera Country Club in Pacific Palisades, Calif.

Auburn won the Carpet Capital Collegiate for its first opening season victory since the 1978 Alabama Intercollegiate. The Tigers also won the Gator Invitational and Hootie at Bulls Bay.

Dominic Bozzelli became the first Auburn golfer in history to win back-to-back tournaments with the U.S. Collegiate and the Gator Invitational. Niclas Carlsson won the Hootie at Bulls Bay, a shot ahead of Blayne Barber.

The Tigers were the No. 1 seed in the NCAA Greensboro Regional for the first time in school history. At the regional, Auburn had an incredible final four holes as it went 8-under par over that span to jump from seventh to finish third to qualify for the NCAA Championship for the first time since 2008.

Five Auburn golfers earned All-SEC and NCAA All-Southeast Region honors, including first-team Blayne Barber, second-teamers Will McCurdy, Dominic Bozzelli and Niclas Carlsson and Freshman All-SEC Michael Johnson. The five All-SEC honorees are the most in program history, breaking the record of four in 2005.

Junior All-American Blayne Barber finished the campaign with a scoring average of 70.76, which snapped the 36-year-old Auburn record that was set by Buddy Gardner in 1976. The Lake City, Fla., native finished the year with seven top-5 finishes including back-to-back runner-ups at the E-Z-GO Schenkel Invitational and the Hootie at Bulls Bay. Barber finished the season ranked No. 7 in the nation in the Golfweek/Sagarin Rankings and became the first Auburn golfer to be named a first-team All-American since Chip Spratlin and Iain Steel in 1995. Dominic Bozzelli was an All-America honorable mention selection in 2012.

In 2010-11, Auburn finished with a school record winning percentage of .907 with a 122-12-1 record as the Tigers won back-to-back titles at the Chris Schenkel Invitational in 2010 and 2011 while also winning the 2010 Jerry Pate National Intercollegiate, 2010 Tiger Shootout and 2011 UK Bluegrass Invitational.

The Tigers finished the season ranked 11th nationally and advanced to the NCAA Colorado Regional. Three Tigers were PING All-Southeast Region selections in sophomores Blayne Barber, Michael Hebert and freshman Niclas Carlsson. Only three NCAA Div. I programs had more selections than Auburn.

Auburn also had three All-SEC selections as Ben Hogan Award semifinalist Blayne Barber was named second-team All-American and first-team All-SEC leading the Tigers with a 70.93 scoring average as Hebert as an All-SEC second team pick while Carlsson was a Freshman All-SEC selection. It marked the first time since 2005 that three Tigers earned All-SEC honors. Barber was also selected to play in the prestigious Palmer Cup.

In 2009-10, Kyle Kopsick was named All-SEC second-team while David Zickler was named to the Freshman All-SEC team. Alongside Barber in 2010-11, Michael Hebert was named All-SEC second team while Niclas Carlsson was named Freshman All-SEC after he became to first freshman since Jimmy Green in 1988 to earn individual medalist honors.

In his first two recruiting classes, Clinard signed a pair of recruits ranked top-10 in the world - Sweden's Niclas Carlsson and Michael Johnson of Birmingham, Ala. Clinard also signed the No. 1 recruit out the state of Alabama two seasons in a row in Michael Johnson and Ryan Benton.

SUCCESS UNDER CLINARD

29
Team Championships

28
Individual Championships

26
All-SEC Selections

24
All-Region Selections

9
All-Americans

7
All-American Scholars

4
Palmer Cup Participants

2
SEC Freshmen of the Year

1
SEC Coach of the Year

1
Southeast Regional Coach of the Year

1
SEC Team Championship

1
NCAA Championship Team Semifinalist

COACHES

As swing coach for Barber, Clinard helped the Lake City, Fla., native become just the second golfer in school history to earn the honor of representing the United States at the Walker Cup. Barber also represented the United States at the 2011 and 2012 Palmer Cup. Barber earned his PGA Tour card for 2015 by finishing seventh on the 2014 Web.com Tour by earning \$269,111. Clinard also coached Barber and David Johnson, who both were Florida State Amateur Golfer of the Year, the highest award in the state of Florida.

In his career, Clinard has 40 tournament victories including three conference championships, coached 12 All-Americans, 17 Academic All-Americans, two conference players of the year, three individual conference champions and 32 all-conference selections.

UCF won the NCAA Southeast Regional title by defeating No. 2 Georgia and No. 13 South Carolina in 2009 along with claiming the school's first Conference USA Championship. The Knights also won The Hummingbird Intercollegiate and the Rio Pinar Invitational as Clinard was named Conference USA Coach of the Year and the NCAA Southeast Regional Coach of the Year.

Clinard played professional golf for five seasons from 1996-2001 on the NGA Hooters Tour as well as several Nike Tour and Canadian Tour events prior to becoming head coach of UCF. He was also the assistant tournament director of the Jim McLean Future Collegians World Tour from 1998-2001.

The Gastonia, N.C., native graduated from Wake Forest University in 1995 with a Bachelor's degree in speech communication. He played one year of collegiate golf at SMU before playing his final three years at Wake Forest from 1992-95, where the Demon Deacons were ranked in the top 10 in the nation all three seasons. Clinard is married to the former Susan Roberts, and they have two daughters, Chloe and Peyton.



AUBURN MEN'S GOLF



COREY MAGGARD

ASSOCIATE HEAD COACH | 5TH SEASON

Corey Maggard is in his fifth season at Auburn under head coach Nick Clinard, and his third as associate head coach in 2018-19.

Maggard was the recipient of the 2018 Jan Strickland Award, given to the National Assistant Golf Coach of the Year. The Tigers earned their best finish in program history when they tied for third at the NCAA Championships, reaching the semifinals of match play and dethroning former national champion Oklahoma in the quarterfinals.

Auburn claimed the 2018 Southeastern Conference title - its first since 2002 - after defeating Alabama in match play, 3-2.

The Tigers won three regular season tournaments at the All-American, Tiger Invitational and John Hayt Invitational in three consecutive competitions from Feb. 16-March 19. Auburn finished no worse than sixth in 14 events.

Brandon Mancheno and Jovan Rebula became the first duo to be named All-Americans in the same season since 2012 and just the sixth all-time. Mancheno was also tabbed the SEC Freshman of the Year.

In total, the Tigers had 98 rounds below par, including 59 rounds in the 60s. Auburn had four players break into the single-season top 15 for lowest stroke average per round in Brandon Mancheno (2nd, 70.64), Jovan Rebula (8th, 71.3), Trace Crowe (12th, 71.43) and Ben Schlottman (13th, 71.52).

In addition, the Tigers boasted a GPA over 3.0 landing them a Golf Coaches Association All-Academic Team for the ninth consecutive season.

The Tigers had the fifth-best NCAA Championship finish in school history by finishing 11th in 2017 and finished 12th in 2015 in his first season.

Maggard was a finalist for the Jan Strickland Award for the National Assistant Coach of the Year in 2017 as selected by the Golf Coaches Association of America and was a semifinalist in 2016.

Auburn had been ranked as high as No. 2 nationally in 2016-17 while winning four team titles: Inverness Intercollegiate, Jerry Pate Intercollegiate, Tiger Invitational and Gary Koch Invitational.

Trace Crowe, who was an All-SEC second-team selection, won medalist honors at the Gary Koch. Matt Gilchrest was a Byron Nelson Award finalist, and Trace Crowe an All-Region selection. Gilchrest and Ryan Benton were named All-America Scholars and the team was named an All-Academic Team for the eighth consecutive year by the GCAA.

Auburn, which finished tied for 19th at the NCAA Championship, won four tournaments in 2015-16 including the Carpet Capital Collegiate, U.S. Collegiate Championship, Mobile Sports Authority Intercollegiate and the Seminole Intercollegiate while finishing as runner-up in four others.

The Tigers had five medalists with Michael Johnson winning three, the Primland Collegiate, Mobile Sports Authority Intercollegiate and the Schenkel Invitational. Freshman Graysen Huff won the ASU Fall Beach Classic while Will Long was co-medalist at the U.S. Collegiate Championship.



Michael Johnson was named first-team All-SEC and was a semifinalist for both the Jack Nicklaus Award and Ben Hogan Award and was on the Haskins Award Watch List. Jacob Solomon was a Freshman All-SEC selection in 2016. Johnson and Solomon were both named to the PING All-Southeast Region team.

Auburn won three consecutive tournaments with three straight medalists, all different, in the Mobile Sports Authority Intercollegiate, Tiger Invitational Presented by Jason Dufner and the Schenkel Invitational in 2014-15.

Ben Schlottman was named Golfweek honorable mention All-American, the first freshman in school history to receive All-America honors.

Five Tigers were named to the NCAA All-Southeast Region team as No. 1 Illinois and No. 2 Texas were the only three schools in the nation to have five players named NCAA All-Region.

Schlottman and Matt Gilchrest were both named first-team All-SEC while Michael Johnson was a second-team selection. Schlottman also became the first Auburn freshman to be named All-SEC first-team in history while also being tabbed SEC Freshman of the Year.

Auburn destroyed the school's team single-season stroke average record by averaging 283.23 strokes per round in 2015 with the previous mark being 285.30 set in 2011-12. In fact, Clinard-coached teams have the four lowest averages in Tiger history.

Schlottman recorded the fourth lowest single season stroke average in school history and set the Auburn freshman record averaging 70.96.

Auburn climbed to being ranked fourth nationally in 2014-15 after winning two consecutive tournaments in the Mobile Sports Authority Intercollegiate and the Tiger Invitational Presented by Jason Dufner by 28 shots, the largest margin of victory in school history. Auburn then won the Schenkel Invitational at 41-under, edging No. 5 Vanderbilt by a stroke, for its third-straight win.

Prior to coming to Auburn in 2014-15, Maggard won four-straight Old Dominion Athletic Conference Championships in his four years as head men's golf coach at Div. III Guilford College.

Maggard, who led Guilford to 16 tournament wins in his four seasons, was named the Jack Jensen ODAC Coach of the Year three-straight seasons from 2011-13. Guilford spent time ranked

No. 1 in the nation by Golf World and in the Golfstat.com rankings in 2011 and 2012 as the Quakers finished ninth at the 2011 NCAA Div. III Championship, 11th in 2012 and 17th in both 2013 and 2014.

Guilford's Noah Ratner was selected a three-time first-team PING All-American and ODAC Golfer of the Year from 2011-13 and received the 2012 Jack Nicklaus Award as the Div. III National Player of the Year.

Maggard coached three All-Americans and had 11 golfers earn 18 All-ODAC awards, including Tanner Gross, who was a second-team PING All-American in 2014 and won the Golf Coaches Association of America's Phil Mickelson Award as Div. III's top rookie.

Prior to Guilford, Maggard spent two seasons as the assistant golf coach at Transylvania under Brian Lane. He was one of 10 semifinalists for the GCAA's 2010 Jan Strickland Award, which is given annually to the assistant from all levels in college golf who excels in working with student-athletes on the course and in the classroom.

Transylvania won the Heartland Collegiate Athletic Conference title and earned the league's automatic bid to the NCAA Div. III Tournament in 2009 and 2010. The Pioneers featured the HCAC's top golfer both seasons and had nine all-conference selections during his coaching tenure.

Maggard was a four-year letterman at Transylvania from 2005-08, was a three-time All-HCAC selection and helped lead the Pioneers to the HCAC Championship and a pair of NCAA Championship appearances in 2007 and 2008. He was the runner-up at the 2006 HCAC Tournament while finishing third as both a junior and senior.

The London, Ky., native won the 2007 Anderson Spring Invitational and the 2005 Transylvania Spring Invitational and served four years on the student-athlete advisory committee.

Maggard spent four years as an assistant golf professional at the Man O'War Golf Learning Center in Lexington, Ky., and is a Level Two Titleist Performance Institute Certified Golf Professional and Power Coach. He also worked as a golf operations assistant at the Gulf Stream Golf Club in Delray Beach, Fla.

Maggard earned his B.A. degree in business management from Transylvania in 2008. He is married to the former Katie Young of Lexington, Ky.



JOAN ALEXANDER

DIRECTOR OF OPERATIONS | 3RD SEASON

Joan Alexander is in her third season as director of operations for the Auburn men's and women's golf teams.

In her role, Alexander handles travel arrangements, budget and is the direct contact between the marketing and media teams in the athletics complex.

Alexander came to Auburn from Gainesville, Fla., where she previously worked for Gator IMG Sports Marketing, managing fulfillment for the University of Florida's athletics rights-holder. She has most recently worked as a health and fitness instructor and as a senior underwriting assistant.

She has extensive experience in the golf world, serving as a media official for the PGA TOUR from 1998-2008. While there, she served as a liaison between the media and the Tour players

and worked on numerous marketing campaigns with players such as Phil Mickelson, Sergio Garcia, Adam Scott, Bubba Watson and Davis Love III.

Alexander got her start in college athletics in sports information. She worked in the SID offices at NC State, American and College of Charleston for the eight years prior to beginning work with the PGA TOUR.

She is a graduate of the College of Charleston, where she competed on the basketball, tennis and golf teams.

She is married to former University of Florida men's golf coach Buddy Alexander, who retired in 2014 after 27 years leading the Gators.

TRACE CROWE

Senior
Bluffton, S.C.
Hilton Head Christian Academy
College of Liberal Arts



2017-18: Averaged 71.43 strokes per round, the 12th-lowest average in single-season program history ... tabbed PING All-Southeast Region ... selected SEC Golfer of the Week April 11 ... produced 19 rounds at even par or lower, including 16 sub-par rounds ... had 14 rounds in the 60s ... secured seven top-10 finishes ... counted 32-of-40 rounds played ... tied for third in the season-opening Carpet Capital Collegiate at 7-under (69-68-72--209) ... Tied for 18th at the Jerry Pate National at 2-over (68-73-71--212) ... tied for fourth at the All-American at 11-under (70-66-69--205) ... tied for 11th at the Tiger Invitational at 3-under (74-74-65--213) ... won medalist honors at the Gary Koch Invitational at 16-under (69-63-68--200) ... the second round 63 tied the Auburn record for lowest score in a round all-time ... tied for third during stroke play of the SEC Championship at 3-under (68-71-68--207) ... won all three of his matches during match play of the SEC Championship, 1-up against Arkansas, 1-up vs. LSU and 2&1 against Alabama ... tied for seventh at the NCAA Norman Regional with a 5-under (70-69-72--211) ... tied for 65th at the NCAA Championship during four rounds of stroke play at 14-over (78-73-76-75--302) ... defeated both of his opponents during match play, 1-up against Oklahoma and 2&1 vs. Oklahoma State ... qualified for the 2017 U.S. Amateur at Riviera Country Club in Pacific Palisades, Calif., and Bel-Air Country Club in Los Angeles ... finished at 6-over for the U.S. Amateur with a first round 75 at Bel-Air and a 71 at Riviera.

2016-17: Averaged a team-low 71.82 strokes per round ... PING All-Southeast Region selection ... All-SEC second-team selection ... 15 sub-par rounds ... 9 rounds in the 60s ... Won the Gary Koch Invitational at 9-under 75-66-66--207 with the pair of 66s in the final two rounds ... Finished in the top-30 in all but one event this season with four top-15 finishes ... Counted 25-of-28 rounds played plus 6 rounds played as an individual ... Tied for fourth at the Tiger Invitational at 7-under 67-72-70--209 ... Competing as an individual, tied for 10th at Amer Ari Invitational at 9-under 73-67-67--207 ... Also competing as an individual, tied for 11th in the Carpet Capital Collegiate with a 6-under 68-75-67--210 ... Tied for 23rd in the SEC Championship with a 3-over 70-69-74--213 ... Tied for 24th at the Hootie at Bulls Bay at even-par 69-75-72--216 ... Tied for 25th at the All American Intercollegiate with a 74-70-72--216 ... Tied for 26th in the Inverness Intercollegiate with a 5-over 74-70-74--218 ... Tied for 30th at the Bandon Dunes Championship with a 71-76-73--220 ... Tied for 49th at the NCAA West Lafayette Regional with a 72-82-75--229 ... Tied for 56th at the NCAA Championship with a 9-over 73-71-82--297.

2015-16: Averaged 74.13 strokes per round ... 3 sub-par rounds ... 2 rounds in the 60s ... Counted 2-of-3 rounds played ... Won first tournament of his career at the USA Individual Tournament with a 7-under 68-70-68--206 ... tied for 48th as part of Auburn's B-team at the ASU Fall Beach Classic with 77-79--156 ... tied for 63rd at the Tiger Invitational presented by Jason Dufner at 83-74-74--231.

CROWE'S CAREER HIGHLIGHTS

PING All-Southeast Region (2017, 2018)
SEC Golfer of the Week (4/11/2018)
Second Team All-SEC (2017)
2017 Gary Koch Invitational medalist at 9-under 75-66-66--207
2018 Gary Koch Invitational medalist at 16-under 69-63-68--200
Won the 2016 USA Individual Tournament at 7-under 68-70-68--206
Career Low 18: 63* - Gary Koch Invitational second round (4/10/2018)
Career Low 36: 132 - Gary Koch Invitational first and second rounds (4/9/2018)
Career Low 54: 200 - Gary Koch Invitational (4/9-4/10/2018)

* tied Auburn record

HIGH SCHOOL & PERSONAL: Was the 2013 South Carolina Player of the Year, winning seven tournaments in 2013, four in 2014 ... Was the 2015 SCISSA 3A Men's Golf Individual State Champion ... Won the 2015 NJGT SC Winter Championship ... Won the 2015 Wren Hurricane High School Invitational ... studying in College of Liberal Arts.



CROWE'S CAREER RESULTS

2015-16

Event	Score	To Par	Finish
1. ASU Fall Beach Classic	77-79--156	+12	T-48
2. USA Individual Tournament	68-70-68--206	-7	1
3. Tiger Invitational	83-74-74--231	+15	T-63

2016-17

Event	Score	To Par	Finish
1. Carpet Capital Collegiate	68-75-67--210	-6	T-11
2. Inverness Intercollegiate	74-70-74--218	+5	T-26
3. Amer Ari Invitational	73-67-67--207	-9	T-10
4. All American Intercollegiate	74-70-72--216	E	T-25
5. Tiger Invitational	67-72-70--209	-7	T-4
6. Bandon Dunes Championship	71-76-73--220	+4	T-30
7. Hootie at Bulls Bay	69-75-72--216	E	T-24
8. Gary Koch Invitational	75-66-66--207	-9	1
9. SEC Championship	70-69-74--213	+3	T-23
10. NCAA West Lafayette Regional	72-82-75--229	+13	T-49
11. NCAA Championship	73-72-75-78--209	+10	T-62

2017-18

Event	Score	To Par	Finish
1. Carpet Capital Collegiate	69-68-72--209	-7	T-3
2. Trinity Forest Invitational	73-73-73--219	+6	T-47
3. Jerry Pate National Intercollegiate	68-73-71--212	+2	T-18
4. Tavistock Collegiate Invitational	74-77-74--225	+9	T-58
5. Amer Ari Invitational	71-73-71--216	-1	T-41
6. All-American	70-66-69--205	-11	T-4
7. Tiger Invitational	74-74-65--213	-3	T-11
8. John Hayt Collegiate	82-72-69--223	+7	T-45
9. Hootie at Bulls Bay	73-75-67--215	-1	T-22
10. Gary Koch Invitational	69-63-68--200	-16	1
11. SEC Championship	68-71-68--207	-3	T-3
12. NCAA Norman Regional	70-69-72--211	-5	T-7
13. NCAA Championship	78-73-76-75--302	+14	T-65



JACOB SOLOMON

Senior
Dublin, Calif.
Dublin
Harbert College of Business



2017-18: Averaged 71.76 strokes per round ... produced 11 rounds at or below par, including six below par ... carded two rounds in the 60s ... tallied three top-20 finishes, including on inside the top 10 ... counted 16-of-18 rounds played ... tied for 26th at the Carpet Capital Collegiate at 2-over (76-72-70--218) ... tied for 20th at the Trinity Forest Invitational at 1-over (71-71-72--214) ... tied for 16th at the Jerry Pate National Intercollegiate at even par (74-70-66--210) ... final round 66 matched a career-best round ... tied for 31st at the Tavistock Collegiate Invitational at 4-over (74-73-73--220) ... tied for 37th at the Amer Ari Invitational at 2-under (74-70-70--214) ... tied for 31st at the Tiger Invitational at 3-over (73-70-76--219) ... tied for 10th at the Gary Koch Invitational at 5-under (70-72-69--211) ... qualified for the 2017 U.S. Amateur at Riviera Country Club in Pacific Palisades, Calif., and Bel-Air Country Club in Los Angeles ... Academic Top Tiger.

2016-17: Averaged 72.47 strokes per round ... 11 sub-par rounds ... 5 rounds in the 60s ... Counted 28-of-31 rounds played plus three more rounds played as an individual ... Finished in the top-20 in six events this season ... Tied for seventh at the Hootie at Bulls Bay at 5-under 75-70-66--211 ... Tied for ninth at Gary Koch Invitational at 2-under 70-69-75--214 ... Tied for 13th at the Tiger Invitational at 2-under 71-71-72--214 ... Tied for 17th at the Bandon Dunes Championship with a 69-73-75--217 ... Tied for 19th in the Carpet Capital Collegiate with a 1-under 69-75-71--215 ... Tied for 16th in the Inverness Intercollegiate with a 2-over 72-70-73--215 ... Tied for 31st in the NCAA West Lafayette Regional with a 74-72-79--225 ... was tied for second after the NCAA Championship first round with a 5-under 67 ... Tied for 32nd at the NCAA Championship with a 3-over 67-74-73-77--291 ... Tied for 37th at the All American Intercollegiate with a 72-72-75--219 ... Tied for 43rd in the SEC Championship with an 8-over 72-74-72--218 ... Tied for 75th at the Amer Ari Invitational at 74-75-72--221.

2015-16: PING All-Southeast Region ... Freshman All-SEC selection ... Averaged 71.91 strokes per round, the fourth lowest stroke average by an Auburn freshman in school history behind Ben Schlottman's 70.96 in 2014-15, Niclas Carlsson's 71.87 in 2010-11 and Matt Gilchrest's 71.89 in 2013-14 ... 3 rounds in the 60s ... 11 sub-par rounds ... Counted 23-of-23 rounds played ... 10th at the Carpet Capital Collegiate with a 73-73-72--218 ... Tied for 11th at the Jerry Pate National Intercollegiate with a 71-68-70--209 ... Tied for 12th at the Primland Collegiate Invitational at 70-74--144 ... Tied for 13th at the Seminole Intercollegiate as an individual at 2-under 71-71-72--214 ... Tied for 14th at the NCAA Regional with an even par 76-70-70--216 ... Tied for 18th at the SEC Championship with a 74-70-74--218 ... Tied for 18th at the U.S. Collegiate Championship with an even-par 73-73-70--216 ... Tied for 22nd at the Tiger Invitational as part of Auburn's B-team at 75-77-69--221 ... Tied for 42nd at the Amer Ari Invitational at even par 70-74-72--216 ... Tied for 62nd at the NCAA Championship with a 7-over 73-71-73--217 ... Academic Top Tiger.

SOLOMON'S CAREER HIGHLIGHTS

PING All-Southeast Region (2016)
SEC All-Freshman Team (2016)
Career Low 18: 66 (2x) - Jerry Pate National Inter. final round (10/10/2017)
Career Low 36: 138 - Schenkel Invitational first/second rounds (3/18-3/19/2016)
Career Low 54: 209 - Jerry Pate National Intercollegiate (10/5-10/6/2015)

HIGH SCHOOL & PERSONAL: Was named to the 2015 American Family Insurance ALL-USA Boys Golf first-team ... Was named to the prestigious Wyndham Cup team in 2015 for the third-straight year ... parents are Lance and Debbie Solomon ... home golf course is Castlewood CC ... swing coach is Bill Johnson ... studying in Harbert College of Business.



SOLOMON'S CAREER RESULTS

2015-16

Event	Score	To Par	Finish
1. Carpet Capital Collegiate	73-73-72--218	+2	10
2. Primland Collegiate Invitational	70-74--144	E	T-12
3. Jerry Pate National Intercollegiate	71-68-70--209	-1	T-11
4. U.S. Collegiate Championship	73-73-70--216	E	T-18
5. Amer Ari Invitational	70-74-72--216	E	T-42
6. Tiger Invitational	75-77-69--221	+5	T-22
7. Seminole Intercollegiate	71-71-72--214	-2	T-13
8. Schenkel Invitational	71-67-74--212	-4	T-25
9. SEC Championship	74-70-74--218	+8	T-18
10. NCAA Regional	76-70-70--216	E	T-14
11. NCAA Championship	73-71-73--217	+7	T-62

2016-17

Event	Score	To Par	Finish
1. Carpet Capital Collegiate	69-75-72--215	-1	T-19
2. Inverness Intercollegiate	72-70-73--215	+2	T-16
3. Amer Ari Invitational	74-75-75--221	+5	T-75
4. All American Intercollegiate	72-72-75--219	+3	T-37
5. Tiger Invitational	71-71-72--214	-2	T-13
6. Bandon Dunes Championship	69-73-75--217	+1	T-17
7. Hootie at Bulls Bay	75-70-66--211	-5	T-7
8. Gary Koch Invitational	70-69-75--214	-2	T-9
9. SEC Championship	72-74-72--218	+8	T-43
10. NCAA West Lafayette Regional	74-72-79--225	+9	T-31
11. NCAA Championship	67-74-73-77--291	+3	T-32

2017-18

Event	Score	To Par	Finish
1. Carpet Capital Collegiate	76-72-70--218	+2	T-26
2. Trinity Forest Invitational	71-71-72--214	+1	T-20
3. Jerry Pate National Intercollegiate	74-70-66--210	E	T-16
4. Tavistock Collegiate Invitational	74-73-73--220	+4	T-31
5. Amer Ari Invitational	74-70-70--214	-2	T-37
6. Tiger Invitational	73-70-76--219	+3	T-31
7. Gary Koch Invitational	70-72-69--211	-5	T-10



REAGAN HARRELL

Junior
 Guntersville, Ala.
 Guntersville
 College of Liberal Arts



2017-18: Averaged 74.78 strokes per round ... competed in three events, totaling nine rounds of play ... had two top-25 finishes, including one in the top 20 ... finished 18th at the F&M Bank APSU Intercollegiate at 5-over (75-73-73--221) ... tied for 23rd at the Samford Intercollegiate at 12-over (73-77-78--228) ... finished the Tiger Invitational at 8-over (73-74-77--224) ... Academic Top Tiger.

2016-17: Averaged 75.33 strokes per round ... Carded a 66 in the final round of the Tiger Invitational in his collegiate debut ... Finished tied for 83rd with a 82-82-66--230 ... Tied for 39th at the Gary Koch Invitational at 76-69-77--222.

HIGH SCHOOL & PERSONAL: Two-time state champion at Guntersville High, winning medalist honors at the 2013 Class 4A High School Championships and the 2015 Class 5A High School Championships ... Rated the No. 2 recruit in Alabama for 2016.

HARRELL'S CAREER HIGHLIGHTS

Career Low 18: 66 - Tiger Invitational final round (3/7/2017)

Career Low 36: 145 - Gary Koch Invitational first/second rounds (4/10-4/11/2017)

Career Low 54: 221 - F&M Bank APSU Intercollegiate (10/16-10/17/2017)



HARRELL'S CAREER RESULTS

2016-17

Event	Score	To Par	Finish
1. Tiger Invitational	82-82-66--230	+14	T-83
2. Gary Koch Invitational	76-69-77--222	+6	T-39

2017-18

Event	Score	To Par	Finish
1. F&M Bank APSU Intercollegiate	75-73-73--221	+5	18
2. Samford Intercollegiate	73-77-78--228	+12	T-23
3. Tiger Invitational	73-74-77--224	+8	T-56



GRAYSEN HUFF

Junior
Eagle, Idaho
Cole Valley Christian School
College of Agriculture



2017-18: Averaged 73.33 strokes per round ... produced seven rounds at or below par, including five below par ... had three rounds in the 60s ... tallied three top-20 finishes, including two inside the top 10 ... competed in five tournaments and 15 rounds ... tied for 13th at the F&M Bank APSU Intercollegiate at 3-over (71-76-72--219) ... tied for second at the Samford Intercollegiate at 1-under (74-70-71--215) ... finished the Amer Ari Invitational at 8-over (74-75-75--224) ... produced best career tournament score and tied for eighth at the Tiger Invitational at 4-under (76-67-69--212) ... capped the John Hayt Collegiate at 14-over (80-77-73--230) ... Academic Top Tiger.

2016-17: Did not see any tournament action.

2015-16: Averaging 74.50 strokes per round ... Counted 5-of-6 rounds played ... 5 sub-par rounds ... 1 round in the 60s ... Won medalist honors for the first time of his career at the ASU Fall Beach Classic at 4-under 71-69--140 ... 12th at the Tiger Invitational presented by Jason Dufner as part of Auburn's B-team at 2-over 74-74-70--218 ... Tied for 46th at the Hootie at Bulls Bay with a 77-71-75--223 ... Tied for 47th at the Carpet Capital Collegiate with a 76-84-70--230 ... Tied for 71st at the Seminole Intercollegiate at 76-77-79--232 ... Academic Top Tiger.

HIGH SCHOOL & PERSONAL: Won the AJGA Will Claxton Junior ... Won the AJGA Ping Phoenix Junior ... studying in College of Agriculture.

HUFF'S CAREER HIGHLIGHTS

Medalist at the 2016 ASU Fall Beach Classic at 4-under 71-69--140

Career Low 18: 67 - Tiger Invitational second round (3/5/2018)

Career Low 36: 140 - ASU Fall Beach Classic first/second rounds (10/25-10/26/2015)

Career Low 54: 212 - Tiger Invitational (3/4-3/6/2018)



HUFF'S CAREER RESULTS

2015-16

Event	Score	To Par	Finish
1. Carpet Capital Collegiate	76-84-70--230	+14	T-47
2. ASU Fall Beach Classic	71-69--140	-4	1
3. Tiger Invitational	74-74-70--218	+2	12
4. Seminole Intercollegiate	76-77-79--232	+16	T-71
5. Hootie at Bulls Bay	77-71-75--223	+7	T-46

2016-17

Event	Score	To Par	Finish
- Did Not See Tournament Action -			

2017-18

Event	Score	To Par	Finish
1. F&M Bank APSU Intercollegiate	71-76-72--219	+3	T-13
2. Samford Intercollegiate	74-70-71--215	-1	T-2
3. Amer Ari Invitational	74-75-75--224	+8	T-81
4. Tiger Invitational	76-67-69--212	-4	T-8
5. John Hayt Collegiate	80-77-73--230	+14	T-70



RYAN KNOP

Junior
 Pleasonton, Calif.
 UC Davis
 College of Liberal Arts



2017-18: Averaged 71.75 strokes per round ... played in eight tournaments and 24 rounds ... produced 10 rounds at or below par, including seven below par ... shot three rounds in the 60s ... racked up four top-20 finishes, including three inside the top 10 ... went 1-2 in match play ... in first event as a Tiger at the F&M Bank APSU Intercollegiate, placed second and shot a 5-under (72-67-72--211) ... tied for 10th at the Samford Intercollegiate at 5-over (74-73-74--221) ... tied for 35th at the All-American Intercollegiate at 1-under (72-69-74--215) ... finished third at the Tiger Invitational in career-best tournament at 8-under (70-70-68--208) ... tied for 28th at the John Hayt Invitational at 3-over (74-75-70--219) ... tied for 27th at the Hootie at Bulls Bay at 1-over (71-78-68--217) ... tied for 14th at the Gary Koch Invitational at 4-under (70-70-72--212) ... tied for 46th at the SEC Championship at 9-over (74-72-73--219) ... won match play duel in the semifinals against LSU, 1-up ... won the Amateur Golf.com Tour Championship at Poppy Hills Golf Course in Pebble Beach Calif. at 4-over (71-75--146).

2016-17: Transferred to Auburn from UC Davis prior to the fall semester ... did not play in any tournaments.

2015-16: Averaged 72.85 strokes per round at UC Davis ... played in 11 tournaments ... tied for 12th in the Big West Conference Championship with a 2-over 71-73-74--218 ... tied for 13th at the Amer Ari Invitational with a 5-under 75-70-66-211 ... 6-under final round 66 was the lowest round of the season for UC Davis ... tied for 14th at the National Invitational Tournament with a 3-under 71-72-70--213 ... tied for 14th in the ASU Thunderbird Invitational with a 1-under 72-72-68--212 ... tied for 18th at the El Macero Classic with a 7-over 82-72-69--223 ... tied for 23rd in the Saint Mary's Invitational with a 6-over 72-72-75--219 ... tied for 34th at the Husky Invitational with an 11-over 75-80-69--224 ... tied for 35th at the Windon Memorial with a 5-over 73-72-73--218 ... tied for 35th at The Goodwin with a 5-over 74-71-70--215 ... tied for 57th at the Alistair MacKenzie Invitational with a 4-over 72-72-73--217 ... 72nd at the Prestige at PGA WEST with a 21-over 78-85-71--234.

HIGH SCHOOL & PERSONAL: Four-year letterwinner at Foothill High ... All-East Bay Athletic League First-Team as a junior ... Finished in the top-10 at the NCS Championships as a sophomore ... Led his team to two East Bay Athletic League titles.

KNOP'S CAREER HIGHLIGHTS

Career Low 18: 66* - Amer Ari Invitational third round (2/6/2016)

Career Low 36: 139 - F&M Bank APSU Intercollegiate first/second rounds (10/16/2017)

Career Low 54: 208 - Tiger Invitational (3/4-3/6/2018)

* while at UC Davis



KNOP'S CAREER RESULTS

2016-17

Event	Score	To Par	Finish
- Did Not See Tournament Action -			

2017-18

Event	Score	To Par	Finish
1. F&M Bank APSU Intercollegiate	72-67-72--211	-5	2
2. Samford Intercollegiate	74-73-74--221	+5	T-10
3. All-American	72-69-74--215	-1	T-35
4. Tiger Invitational	70-70-68--208	-8	3
5. John Hayt Invitational	74-75-70--219	+3	T-28
6. Hootie at Bulls Bay	71-78-68--217	+1	T-27
7. Gary Koch Invitational	70-70-72--212	-4	T-14
8. SEC Championship	74-72-73--219	+9	T-46



JOVAN REBULA

Junior
George, South Africa
Harbert College of Business



2017-18: Averaged 71.30 strokes per round, the eighth-lowest average in single-season program history ... named PING All-Southeast Region ... earned Second Team All-SEC honors ... produced a team-best 23 rounds at or below par, including a team-high 19 rounds below par ... turned in 10 cards in the 60s ... tallied seven top-20 finishes, including four inside the top 10 ... went 1-4 in match play in the top spot ... counted 35-of-40 rounds played ... tied for 12th at the Carpet Capital Collegiate at 3-under (72-73-68--213) ... tied for 17th at the Trinity Forest Invitational at even par (71-73-69--213) ... tied for 12th at the Jerry Pate National Intercollegiate at 2-under (71-70-67--208) ... tied for 11th at the Tavistock Collegiate Invitational at 2-under (73-70-71--214) ... tied for 32nd at the Amer Ari Invitational at 3-under (71-71-71--213) ... tied for fourth at the All-American Intercollegiate at 11-under (69-65-71--205) ... tied for eighth at the Tiger Invitational at 4-under (68-71-73--212) ... tied for eighth at the John Hayt Collegiate at 3-under (74-70-69--213) ... tied for 42nd at the Hootie at Bulls Bay at 4-over (75-76-69--220) ... tied for sixth at the Gary Koch Invitational at 6-under (70-68-72--210) ... tied for 46th at the SEC Championship at 9-over (76-72-71--219) ... defeated LSU opponent in match play semifinals 1-up ... tied for 44th at the NCAA Norman Regional at 6-over (75-71-76--222) ... tied for 21st following four rounds of stroke play at the NCAA Championship at 2-over (73-69-72-76--290) ... earned a spot on the Arnold Palmer Cup International Team, the first golfer to represent South Africa in the event.

2016-17: Averaged 72.24 strokes per round ... 15 sub-par rounds ... 9 rounds in the 60s ... Counted 29-of-34 rounds played ... Named SEC Men's Freshman Golfer of the Week following his tie for 8th at the Tiger Invitational at 5-under 69-72-70--211 ... Named SEC Men's Freshman Golfer of the Week for the second time following a tie for fifth at the Gary Koch Invitational with a 4-under 69-72-71--212 ... Finished eighth at the Jerry Pate National with a 1-under 68-68-73--209 ... Tied for 21st at the NCAA West Lafayette Regional with a 72-70-81--223 ... team-best t-23rd at the NCAA Championship with a 1-over 74-69-71-75--289 ... Tied for 25th in his first collegiate tournament in the Carpet Capital Collegiate with an even par 74-70-72--216 ... Tied for 25th at the All American Intercollegiate at even-par 75-69-72--216 ... Tied for 36th at the Bandon Dunes Championship with a 72-75-74--221 ... Tied for 41st at the SEC Championship at 65-78-74--214 ... Tied for 43rd at the Golf Club of Georgia Collegiate at 75-74-72--221 ... Tied for 50th at the Amer Ari Invitational with an even-par 69-75-72--216 ... Tied for 57th at the Hootie at Bulls Bay with a 71-82-69--222.

HIGH SCHOOL & PERSONAL: Son of Carina and Dragan Rebula ... one sister, Mia ... studying in Harbert School of Business ... nephew of Hall of Famer Ernie Els ... never has had an actual swing coach but he calls his grandfather his coach as well as his father ... home course is George Golf Club in South Africa.

REBULA'S CAREER HIGHLIGHTS

PING All-American Honorable Mention (2018)
PING All-Southeast Region (2018)
SEC Freshman Golfer of the Week (3/8/2017, 4/11/2017)
Second Team All-SEC (2018)
Career Low 18: 65 (2x) - All-American Intercollegiate second round (2/16/2018)
Career Low 36: 134 - All-American Intercollegiate first/second rounds (2/16-2/17/2018)
Career Low 54: 205 - All-American Intercollegiate (2/16-2/18/2018)



REBULA'S CAREER RESULTS

2016-17

Event	Score	To Par	Finish
1. Carpet Capital Collegiate	74-70-72--216	E	T-25
2. Jerry Pate National Intercollegiate	68-68-73--209	-1	8
3. Golf Club of Georgia Collegiate	75-74-72--221	+5	T-43
4. Amer Ari Invitational	69-75-72--216	E	T-50
5. All American Intercollegiate	75-69-72--216	E	T-25
6. Tiger Invitational	69-72-70--211	-5	T-8
7. Bandon Dunes Championship	72-75-74--221	+5	T-36
8. Hootie at Bulls Bay	71-82-69--222	+6	T-57
9. Gary Koch Invitational	69-72-71--212	-4	T-5
10. SEC Championship	65-78-74--217	+7	T-41
11. NCAA West Lafayette Regional	72-70-81--223	+7	T-21
12. NCAA Championship	74-69-71-75--289	+1	T-23

2017-18

Event	Score	To Par	Finish
1. Carpet Capital Collegiate	72-73-68--213	-3	T-12
2. Trinity Forest Invitational	71-73-69--213	E	T-17
3. Jerry Pate National Intercollegiate	71-70-67--208	-2	T-12
4. Tavistock Collegiate Invitational	73-70-71--214	-2	T-11
5. Amer Ari Invitational	71-71-71--213	-3	T-32
6. All-American	69-65-71--205	-11	T-4
7. Tiger Invitational	68-71-73--212	-4	T-8
8. John Hayt Collegiate	74-70-69--213	-3	T-8
9. Hootie at Bulls Bay	75-76-69--220	+4	T-42
10. Gary Koch Invitational	70-68-72--210	-6	T-6
11. SEC Championship	76-72-71--219	+9	T-46
12. NCAA Norman Regional	75-71-76--222	+6	T-44
13. NCAA Championship	73-69-72-76--290	+2	T-21



ANDREW KOZAN

Sophomore
West Palm Beach, Fla.
King's Academy
College of Liberal Arts



2017-18: Averaged 74.10 strokes per round ... participated in six tournaments and 18 rounds ... produced five rounds at or below par, including three below par ... had one round in the 60s ... racked up one top-20 finish, which also was inside the top 10 ... tied for 52nd at the Carpet Capital Collegiate at 8-over (77-72-75--224) ... tied for 69th at the Trinity Forest Invitational at 9-over (80-73-69--222) ... had career-best tournament at the F&M Bank APSU Intercollegiate at 2-under (71-72-71--214) ... tied for 23rd at the Samford Intercollegiate at 12-over (73-82-73--228) ... finished the Amer Ari Invitational at 10-over (76-73-77--226) ... tied for 31st at the Tiger Invitational at 3-over (78-70-71--219) ... Academic Top Tiger.

KOZAN'S CAREER HIGHLIGHTS

Career Low 18: 69 - Trinity Forest Invitational third round (9/26/2017)

Career Low 36: 143 - F&M Bank APSU Intercollegiate first/second rounds (10/16/2017)

Career Low 54: 214 - F&M Bank APSU Intercollegiate (10/16-10/17/2017)



KOZAN'S CAREER RESULTS

2017-18

Event	Score	To Par	Finish
1. Carpet Capital Collegiate	77-72-75--224	+8	T-52
2. Trinity Forest Invitational	80-73-69--222	+9	T-69
3. F&M Bank APSU Intercollegiate	71-72-71--214	-2	T-4
4. Samford Intercollegiate	73-82-73--228	+12	T-23
5. Amer Ari Invitational	76-73-77--226	+10	T-91
6. Tiger Invitational	78-70-71--219	+3	T-31



BRANDON MANCHENO

Sophomore
Jacksonville, Fla.
Mandarin
College of Liberal Arts



2017-18: Averaged 70.60 strokes per round, which led the team and is second all-time in single-season program history ... ranked second in the nation among freshmen in adjusted scoring average (70.90) ... named a semifinalist for the Jack Nicklaus National Player of the Year ... voted the SEC Freshman of the Year, Second Team All-SEC and SEC All-Freshman Team ... tabbed to the GCAA National All-Freshman Team ... selected PING All-Southeast Region ... produced 25 rounds at or below par, including 19 below par ... shot 11 rounds in the 60s ... secured nine top-20 finishes, including seven in the top 10 ... was Auburn's top finisher in six tournaments ... was 4-1 in match play ... tied for 34th at the Carpet Capital Classic at 4-over (78-73-69--220) ... tied for third at the Trinity Forest Invitational at 6-under (68-68-71--207) ... tied for ninth at the Jerry Pate National Intercollegiate at 3-under (71-71-65--207) ... tied for 21st at the Tavistock Collegiate Invitational at 1-over (73-71-73--217) ... tied for ninth at the Amer Ari Invitational at 9-under (70-67-70--207) ... tied for seventh at the All-American Intercollegiate at 8-under (65-72-70--208) ... tied for 11th at the Tiger Invitational at 3-under (71-71-71--213) ... tied for third at the John Hayt Collegiate at 7-under (72-70-67--209) ... tied for 14th at the Hootie at Bulls Bay at 3-under (73-73-67--213) ... tied for 26th at the Gary Koch Invitational at 1-over (71-73-73--217) ... finished ninth at the SEC Championship at 1-under (68-71-70--209) ... won all three matches of match play, 2&1, 1-up (19) and 2&1 ... tied for 21st at the NCAA Norman Regional at even par (75-72-69--216) ... tied for medalist honors at the NCAA Championship at 7-under (72-66-71-72--281) ... finish tied for best placing at NCAA Championship in program history ... won semifinal match of match play 3&1 ... qualified for the 2017 U.S. Amateur at Riviera Country Club in Pacific Palisades, Calif., and Bel-Air Country Club in Los Angeles ... finished at 16-over for the U.S. Amateur with a first round 75 at Riviera and an 81 at Bel-Air. 9-over 73-71-82--297.

HIGH SCHOOL & PERSONAL: Attended Mandarin HS in Jacksonville, Fla. ... Won medalist honors at the U.S. Junior in 2015 ... Two-time Junior Player of the Year (2015, 2017).

MANCHENO'S CAREER HIGHLIGHTS

GCAA National All-Freshman Team (2018)
PING Second Team All-American (2018)
PING All-Southeast Region (2018)
SEC All-Freshman Team (2018)
SEC Freshman of the Week (3/7/2018, 3/21/2018)
SEC Freshman of the Year (2018)
Second Team All-SEC (2018)
Semifinalist for Jack Nicklaus National Player of the Year
Tied for medalist honors at NCAA Championship at 7-under 72-66-71-72--281 (5/25-5/28/2018)
Career Low 18: 65 - All-American Intercollegiate first round (2/16/2018)
Career Low 36: 136 - Trinity Forest Invitational first/second rounds (9/24-9/25/2018)
Career Low 54: 207 (3x) - Amer Ari Invitational (2/1-2/3/2018)



MANCHENO'S CAREER RESULTS

2017-18

Event	Score	To Par	Finish
1. Carpet Capital Collegiate	78-73-69--220	+4	T-34
2. Trinity Forest Invitational	68-68-71--207	-6	T-3
3. Jerry Pate National Intercollegiate	71-71-65--207	-3	T-9
4. Tavistock Collegiate Invitational	73-71-73--217	+1	T-21
5. Amer Ari Invitational	70-67-70--207	-9	T-9
6. All-American	65-72-70--208	-8	T-7
7. Tiger Invitational	71-71-71--213	-3	T-11
8. John Hayt Collegiate	72-70-67--209	-7	T-3
9. Hootie at Bulls Bay	73-73-67--213	-3	T-14
10. Gary Koch Invitational	71-73-73--217	+1	T-26
11. SEC Championship	68-71-70--209	-1	9
12. NCAA Norman Regional	75-72-69--216	E	T-21
13. NCAA Championship	72-66-71-72--281	-7	T-1



WELLS PADGETT

Sophomore
Wichita, Kan.
Maize South
College of Liberal Arts



2017-18: Averaged 72.46 strokes per round ... tabbed to the SEC All-Freshman Team ... produced 16 rounds at or below par, including 10 below par ... carded eight rounds in the 60s ... had five top-20 finishes with two coming inside the top 10 ... counted 22-of-28 rounds played ... went 2-3 in match play ... tied for 44th in first collegiate tournament at the Carpet Capital Collegiate at 6-over (72-76-74--222) ... tied for 11th at the Trinity Forest Invitational at 1-under (68-70-74--212) ... tied for 12th at the Jerry Pate National Intercollegiate at 2-under (72-67-69--208) ... tied for ninth at the Tavistock Collegiate Invitational at 3-under (73-72-68--213) ... tied for 29th at the Amer Ari Invitational at 4-under (75-71-66--212) ... finished 79th at the All-American at 10-over (75-75-76--226) ... tied for eighth at the Tiger Invitational at 3-under (68-70-75--213) ... tied for 31st at the John Hayt Collegiate at 4-over (73-72-75--220) ... tied for third at the Gary Koch Invitational at 7-under (69-68-72--209) ... tied for 36th during stroke play at the SEC Championship at 7-over (70-74-73--217) ... defeated opponent from Arkansas in quarterfinals of match play 3&2 ... sank title-clinching 20-foot putt in the championship round of match play to defeat Alabama 3-2 and give Auburn its fourth SEC title in program history ... tied for 39th at the NCAA Norman Regional at 5-over (73-73-75--221) ... tied for 77th at the NCAA Championship at 20-over (83-72-79-74--308) ... Academic Top Tiger.

PADGETT'S CAREER HIGHLIGHTS

SEC All-Freshman Team (2018)

Career Low 18: 66 - Amer Ari Invitational third round (2/1-2/3/2018)

Career Low 36: 137 - Gary Koch Invitational first/second rounds (4/9-4/10/2018)

Career Low 54: 208 - Jerry Pate National Intercollegiate (10/9-10/10/2017)



PADGETT'S CAREER RESULTS

2017-18

Event	Score	To Par	Finish
1. Carpet Capital Collegiate	72-76-74--222	+6	T-44
2. Trinity Forest Invitational	68-70-74--212	-1	T-11
3. Jerry Pate National Intercollegiate	72-67-69--208	-2	T-12
4. Tavistock Collegiate Invitational	73-72-68--213	-3	T-9
5. Amer Ari Invitational	75-71-66--212	-4	T-29
6. All-American	75-75-76--226	+10	79
7. Tiger Invitational	68-70-75--213	-3	T-8
8. John Hayt Collegiate	73-72-75--220	+4	T31
9. Gary Koch Invitational	69-68-72--209	-7	T-3
10. SEC Championship	70-74-73--217	+7	T-36
11. NCAA Norman Regional	73-73-75--221	+5	T-39
12. NCAA Championship	83-72-79-74--308	+20	T-77



MARCUS SVENSSON

Sophomore
Halmstad, Sweden
College of Liberal Arts



2017-18: Averaged 76.67 strokes per round ... competed in two tournaments ... tallied one round at or below par ... tied for 35th at the Samford Intercollegiate at 21-over (80-79-78--237) ... tied for 54th at the Tiger Invitational at 7-over (76-72-75--223) ... Academic Top Tiger.

SVENSSON'S CAREER HIGHLIGHTS

Career Low 18: 72 - Tiger Invitational second round (3/5/2018)

Career Low 36: 148 - Tiger Invitational first/second rounds (3/4-3/5/2018)

Career Low 54: 223 - Tiger Invitational (3/4-3/6/2018)



SVENSSON'S CAREER RESULTS

2017-18

Event	Score	To Par	Finish
1. Samford Intercollegiate	80-79-78--237	+21	T-35
2. Tiger Invitational	76-72-75--223	+7	T-54



JAKE MILANOWSKI

Redshirt Freshman
Peachtree City, Ga.
Konos Academy
College of Liberal Arts



2017-18: Did not play in any tournaments ... Academic Top Tiger.

MILANOWSKI'S CAREER HIGHLIGHTS



MILANOWSKI'S CAREER RESULTS

2017-18
Event

Score

To Par

Finish

- Did Not See Tournament Action -



2017-18 IN REVIEW

2017-18 IN REVIEW



The Auburn men's golf team produced its best finish in program history when it tied for third in the country at the NCAA Championships. The Tigers reached the NCAA Championships for the seventh consecutive season becoming one of only four programs (Illinois, Oklahoma, Texas) to accomplish that in the country. Freshman Brandon Mancheno tied for medalist honors at the NCAA Championships, tied for the best finish in program history (Chip Spratlin, 1995) before falling in a playoff.

Auburn won its fourth Southeastern Conference title and first since 2002 following a 3-2 victory over Alabama during match play at the SEC Championship. Freshman Wells Padgett secured the title with a 20-foot putt on the 18th green in the final match.

The Tigers finished with a record of 174-31-7 (.837) and were ranked for the entire 2017-18 season, reaching as high as No. 6 in the nation. Auburn captured four tournament wins: The All-American, Tiger Invitational, John Hayt Invitational and the SEC Championship. Junior Trace Crowe earned medalist honors at the Gary Koch Invitational, highlighted by a program record-tying round of 63 in the second round.

In total, the Tigers had 98 rounds below par, including 59 rounds in the 60s. Auburn had four players break into the single-season top 15 for lowest stroke average per round in Brandon Mancheno (2nd, 70.64), Jovan Rebula (8th, 71.3), Trace Crowe (12th, 71.43) and Ben Schlottman (13th, 71.52).

Brandon Mancheno and Jovan Rebula became the first duo to be named All-Americans in the same season since 2012 and just the sixth all-time. Nick Clinard was tabbed as the SEC Coach of the Year, Southeast Regional Coach of the Year and was a finalist for National Coach of the Year, while Corey Maggard was named the National Assistant Coach of the Year. Brandon Mancheno was selected as the SEC Freshman of the Year and was a semifinalist for the Jack Nicklaus National Player of the Year Award.

In addition, the Tigers boasted a GPA over 3.0 landing them a Golf Coaches Association All-Academic Team for the ninth consecutive season, all under Coach Clinard.

Three members of the team won amateur events during the summer. Jovan Rebula captured the British Amateur, while Wells Padgett earned the crown at the Southwestern Amateur. Ben Schlottman earned the victory at the 118th North & South Amateur.

AUBURN MEN'S GOLF

2017-18 SCHEDULE AND RESULTS

Date	Tournament	Site	Finish	Score	H2H	Best Finish
Sept. 8-10	Carpet Capital Collegiate	Rocky Face, Ga.	3/15	854 (-10)	12-2 (.857)	Crowe (T-3rd)
Sept. 24-26	Trinity Forest Invitational	Dallas, Texas	T-2/13	845 (-7)	10-1-1 (.875)	Mancheno (T-3rd)
Oct. 9-10	Jerry Pate National	Vestavia Hills, Ala.	2/12	827 (-13)	10-1 (.909)	Mancheno (T-9th)
Oct. 16-17	F&M Bank APSU Intercollegiate	Dickson, Tenn.	--	--	--	Knop (2nd)
Oct. 22-24	Tavistock Invitational	Windermere, Fla.	5/17	864 (E)	12-4 (.750)	Padgett (T-9th)
Oct. 23-24	Samford Intercollegiate+	Birmingham, Ala.	3/10	889 (+25)	7-2 (.778)	Huff (T-2nd)
Feb. 1-3	Amer Ari Invitational	Waikoloa, Hawaii	5/18	882 (-22)	11-4-2 (.647)	Mancheno (T-9th)
Feb. 16-18	All-American	Houston, Texas	1/18	822 (-42)	17-0 (1.000)	Schlottman (3rd)
March 4-6	Tiger Invitational	Opelika, Ala.	1/17	839 (-25)	16-0 (1.000)	Schlottman (2nd)
March 18-19	John Hayt Invitationa	Ponte Vedra, Fla.	1/15	852 (-12)	14-0 (1.000)	Mancheno (T-3rd)
March 25-27	Hootie at Bulls Bay	Awendaw, S.C.	T-6/15	858 (-6)	8-5-1 (.607)	Mancheno (T-14th)
April 9-10	Gary Koch Invitational	Gastonia, N.C.	2/13	833 (-31)	11-1 (.917)	Crowe (1st)
April 26-29	SEC Championship (won SEC title during match play)	St. Simons Island, Ga.	T-4/14	848 (+8)	11-3-2 (.750)	Crowe (T-3rd)
May 14-16	NCAA Regional	Norman, Okla.	T-4/14	861 (-3)	9-3-1 (.731)	Crowe (T-7th)
May 25-30	NCAA Championship^	Stillwater, Okla.	5/30	1167 (+15)	26-5-0 (.839)	Mancheno (T-1st)

+ - golfers competed as "B team" // ^ - 4 rounds at the NCAA Championship

2017-18 INDIVIDUAL ROUNDS - STROKES AND AVERAGE

Golfer	Rd 1	Strokes	Avg.	Rd 2	Strokes	Avg.	Rd 3	Strokes	Avg.	Rd 4	Strokes	Avg.	Total	Strokes	Avg.
Brandon Mancheno	13	927	71.31	13	919	70.69	13	906	69.69	1	72	72.00	40	2824	70.60
Jovan Rebula	13	938	72.15	13	919	70.69	13	919	70.69	1	76	76.00	40	2852	71.30
Trace Crowe	13	939	72.23	13	927	71.31	13	915	70.38	1	75	75.00	40	2857	71.43
Ben Schlottman	8	575	71.88	8	576	72.00	8	562	70.25	1	77	77.00	25	1788	71.52
Ryan Knop	8	577	72.13	8	574	71.75	8	571	71.38	-	-	-	24	1722	71.75
Jacob Solomon	7	512	73.14	7	498	71.14	7	496	70.86	-	-	-	21	1507	71.76
Wells Padgett	12	871	72.58	12	860	71.67	12	876	73.00	1	74	74.00	37	2681	72.46
Graysen Huff	5	375	75.00	5	365	73.00	5	360	72.00	-	-	-	15	1100	73.33
Andrew Kozan	6	455	75.83	6	442	73.67	6	436	72.67	-	-	-	18	1333	74.10
Reagan Harrell	3	221	73.67	3	224	74.67	3	228	76.00	-	-	-	9	673	74.78
Marcus Svensson	2	156	78.00	2	151	75.50	2	153	76.50	-	-	-	6	460	76.67
TEAM AVERAGE	13	3709	285.31	13	3671	282.38	13	3635	279.62	1	297	297.00	40	11312	282.80

2017-18 LOW SCORES AND TOP FINISHES

Golfer	Low 18	Low 36	Low 54	Low 72	Top 5	Top 10	Top 20	-/Par	-Par	60s
Trace Crowe	63* (AR)	132*	200*	302*	4	5	7	19	16	14
Reagan Harrell	73	146	221	--	--	--	1	--	--	--
Graysen Huff	67	136	212	--	1	2	3	7	5	3
Ryan Knop	67	138	208	--	2	3	4	10	7	3
Andrew Kozan	69*	142*	214*	--	1	1	1	5	3	1
Brandon Mancheno	65*	136*	207*	281*	3	7	9	25	19	11
Wells Padgett	66*	136*	208*	308*	1	2	5	16	10	8
Jovan Rebula	65	134	205	290*	1	4	7	23	19	10
Ben Schlottmann	65*	132*	202*	300*	2	5	5	21	13	7
Jacob Solomon	66	136	210	--	--	1	3	11	6	2
Marcus Svensson	72*	147*	223*	--	--	--	--	--	--	--

* - Career Low // (AR) - Auburn Record

2017-18 INDIVIDUAL ROUNDS BY GOLFER

TRACE CROWE

Carpet Capital Collegiate	69	68	72	--	209	-7	T-3
Trinity Forest Invitational	73	73	73	--	219	+6	T-47
Jerry Pate National Inter.	68	73	71	--	212	+2	T-18
Tavistock Collegiate Inv.	74	77	74	--	225	+9	T-58
Amer Ari Invitational	71	73	71	--	216	-1	T-41
All-American	70	66	69	--	205	-11	T-4
Tiger Invitational	74	74	65	--	213	-3	T-11
John Hayt Collegiate	82	72	69	--	223	+7	T-45
Hootie at Bulls Bay	73	75	67	--	215	-1	T-22
Gary Koch Invitational	69	63	68	--	200	-16	1
SEC Championship	68	71	68	--	207	-3	T-3
NCAA Norman Regional	70	69	72	--	211	-5	T-7
NCAA Championship	78	73	76	75	302	+14	T-65
Team Rounds Counted/Played:	32/40 (.800)						

REAGAN HARRELL

F&M Bank APSU Inter.*	75	73	73	--	221	+5	18
Samford Intercollegiate+	73	77	78	--	228	+12	T-23
Tiger Invitational*	73	74	77	--	224	+8	T-56
Team Rounds Counted/Played:	0/0 (.000)						

GRAYSEN HUFF

F&M Bank APSU Inter.*	71	76	72	--	219	+3	T-13
Samford Intercollegiate+	74	70	71	--	215	-1	T-2
Amer Ari Invitational*	74	75	75	--	224	+8	T-81
Tiger Invitational*	76	67	69	--	212	-4	T-8
John Hayt Collegiate*	80	77	73	--	230	+14	T-70
Team Rounds Counted/Played:	0/0 (.000)						

ANDREW KOZAN

Carpet Capital Collegiate*	77	72	75	--	224	+8	T-52
Trinity Forest Invitational*	80	73	69	--	222	+9	T-69
F&M Bank APSU Inter.*	71	72	71	--	214	-2	T-4
Samford Intercollegiate+	73	82	73	--	228	+12	T-23
Amer Ari Invitational*	76	73	77	--	226	+10	T-91
Tiger Invitational*	78	70	71	--	219	+3	T-31
Team Rounds Counted/Played:	0/0 (.000)						

RYAN KNOP

F&M Bank APSU Inter.*	72	67	72	--	211	-5	2
Samford Intercollegiate+	74	73	74	--	221	+5	T-10
All-American*	72	69	74	--	215	-1	T-35
Tiger Invitational*	70	70	68	--	208	-8	3
John Hayt Invitational	74	75	70	--	219	+3	T-28
Hootie at Bulls Bay	71	78	68	--	217	+1	T-27
Gary Koch Invitational	70	70	72	--	212	-4	T-14
SEC Championship	74	72	73	--	219	+9	T-46
Team Rounds Counted/Played:	9/12 (.750)						

BRANDON MANCHENO

Carpet Capital Collegiate	78	73	69	--	220	+4	T-34
Trinity Forest Invitational	68	68	71	--	207	-6	T-3
Jerry Pate National Inter.	71	71	65	--	207	-3	T-9
Tavistock Collegiate Inv.	73	71	73	--	217	+1	T-21
Amer Ari Invitational	70	67	70	--	207	-9	T-9
All-American	65	72	70	--	208	-8	T-7
Tiger Invitational	71	71	71	--	213	-3	T-11
John Hayt Collegiate	72	70	67	--	209	-7	T-3
Hootie at Bulls Bay	73	73	67	--	213	-3	T-14
Gary Koch Invitational	71	73	73	--	217	+1	T-26
SEC Championship	68	71	70	--	209	-1	9
NCAA Norman Regional	75	72	69	--	216	E	T-21
NCAA Championship	72	66	71	72	281	-7	T-1
Team Rounds Counted/Played:	36/40 (.900)						

WELLS PADGETT

Carpet Capital Collegiate	72	76	74	--	222	+6	T-44
Trinity Forest Invitational	68	70	74	--	212	-1	T-11
Jerry Pate National Inter.	72	67	69	--	208	-2	T-12
Tavistock Collegiate Inv.	73	72	68	--	213	-3	T-9
Amer Ari Invitational	75	71	66	--	212	-4	T-29
All-American	75	75	76	--	226	+10	79
Tiger Invitational*	68	70	75	--	213	-3	T-8
John Hayt Collegiate*	73	72	75	--	220	+4	tT31
Gary Koch Invitational*	69	68	72	--	209	-7	T-3
SEC Championship	70	74	73	--	217	+7	T-36
NCAA Norman Regional	73	73	75	--	221	+5	T-39
NCAA Championship	83	72	79	74	308	+20	T-77
Team Rounds Counted/Played:	22/28 (.786)						

JOVAN REBULA

Carpet Capital Collegiate	72	73	68	--	213	-3	T-12
Trinity Forest Invitational	71	73	69	--	213	E	T-17
Jerry Pate National Inter.	71	70	67	--	208	-2	T-12
Tavistock Collegiate Inv.	73	70	71	--	214	-2	T-11
Amer Ari Invitational	71	71	71	--	213	-3	T-32
All-American	69	65	71	--	205	-11	T-4
Tiger Invitational	68	71	73	--	212	-4	T-8
John Hayt Collegiate	74	70	69	--	213	-3	T-8
Hootie at Bulls Bay	75	76	69	--	220	+4	T-42
Gary Koch Invitational	70	68	72	--	210	-6	T-6
SEC Championship	76	72	71	--	219	+9	T-46
NCAA Norman Regional	75	71	76	--	222	+6	T-44
NCAA Championship	73	69	72	76	290	+2	T-21
Team Rounds Counted/Played:	35/40 (.875)						

BEN SCHLOTTMAN

Amer Ari Invitational*	77	71	71	--	219	+3	T-64
All-American	70	67	67	--	204	-12	3
Tiger Invitational	69	71	66	--	206	-10	2
John Hayt Collegiate	75	70	74	--	219	+3	T-28
Hootie at Bulls Bay	70	76	69	--	215	-1	T-22
Gary Koch Invitational	67	72	72	--	211	-5	T-10
NCAA Norman Regional	70	74	72	--	216	E	T-21
NCAA Championship	77	75	71	77	300	+12	T-57
Teams Rounds Counted/Played:	18/22 (.818)						

JACOB SOLOMON

Carpet Capital Collegiate	76	72	70	--	218	+2	T-26
Trinity Forest Invitational	71	71	72	--	214	+1	T-20
Jerry Pate National Inter.	74	70	66	--	210	E	T-16
Tavistock Collegiate Inv.	74	73	73	--	220	+4	T-31
Amer Ari Invitational	74	70	70	--	214	-2	T-37
Tiger Invitational	73	70	76	--	219	+3	T-31
Gary Koch Invitational*	70	72	69	--	211	-5	T-10
Team Rounds Counted/Played:	16/18 (.889)						

MARCUS SVENSSON

Samford Intercollegiate+	80	79	78	--	237	+21	T-35
Tiger Invitational*	76	72	75	--	223	+7	T-54
Team Rounds Counted/Played:	0/0 (.000)						

* played as an individual
+ played as a "B team"

2017-18 TEAM AND INDIVIDUAL RESULTS

CARPET CAPITAL COLLEGIATE (SEPT. 8-10, 2017)

Trace Crowe	69	68	72	--	209	-7	T-3
Jovan Rebula	72	73	68	--	213	-3	T-12
Jacob Solomon	76	72	70	--	218	+2	T-26
Brandon Mancheno	78	73	69	--	220	+4	T-34
Wells Padgett	72	76	74	--	222	+6	T-44
Andrew Kozan*	77	72	75	--	224	+8	T-52
TEAM	289	286	279	--	854	-10	3/15

TRINITY FOREST INVITATIONAL (SEPT. 24-26, 2017)

Brandon Mancheno	68	68	71	--	207	-6	T-3
Wells Padgett	68	70	74	--	212	-1	T-11
Jovan Rebula	71	73	69	--	213	E	T-17
Jacob Solomon	71	71	72	--	214	+1	T-20
Trace Crowe	73	73	73	--	219	+6	T-46
Andrew Kozan*	80	73	69	--	222	+9	T-55
TEAM	278	282	285	--	845	-7	T-2/13

JERRY PATE NATIONAL (OCT. 9-10, 2017)

Brandon Mancheno	71	71	65	--	207	-3	T-9
Jovan Rebula	71	70	67	--	208	-2	T-12
Wells Padgett	72	67	69	--	208	-2	T-12
Jacob Solomon	74	70	66	--	210	E	T-16
Trace Crowe	68	73	71	--	212	+2	T-18
TEAM	282	278	267	--	827	-13	2/12

F&M BANK APSU INTERCOLLEGIATE* (OCT. 16-17, 2017)

Ryan Knop*	72	67	72	--	211	-3	2
Andrew Kozan*	71	72	71	--	214	-2	T-4
Graysen Huff*	71	76	72	--	219	+3	T-13
Reagan Harrell*	75	73	73	--	221	+5	18
TEAM	--	--	--	--	--	--	--

TAVISTOCK COLLEGIATE INVITATIONAL (OCT. 22-24, 2017)

Wells Padgett	73	72	68	--	213	-3	T-9
Jovan Rebula	73	70	71	--	214	-2	T-11
Brandon Mancheno	73	71	73	--	217	+1	T-21
Jacob Solomon	74	73	73	--	220	+4	T-31
Trace Crowe	74	77	74	--	225	+9	T-58
TEAM	293	286	285	--	864	E	5/17

SAMFORD INTERCOLLEGIATE+ (OCT. 23-24, 2017)

Graysen Huff	74	70	71	--	215	-1	T-2
Ryan Knop	74	73	74	--	221	+5	T-10
Andrew Kozan	73	82	73	--	228	+12	T-23
Reagan Harrell	73	77	78	--	228	+12	T-23
Marcus Svensson	80	79	78	--	237	+21	T-35
TEAM	--	--	--	--	--	--	--

AMERARI INVITATIONAL (FEB. 1-3, 2018)

Brandon Mancheno	70	67	70	--	207	-9	T-9
Wells Padgett	75	71	66	--	212	-4	T-29
Jovan Rebula	71	71	71	--	213	-3	T-32
Jacob Solomon	74	70	70	--	214	-2	T-37
Trace Crowe	71	73	71	--	215	-1	T-41
Ben Schlottman*	77	71	71	--	219	+3	T-64
Graysen Huff*	74	75	75	--	224	+8	T-81
Andrew Kozan*	76	73	77	--	226	+10	T-91
TEAM	286	279	277	--	842	-22	T-5/18

ALL-AMERICAN (FEB. 16-18, 2018)

Ben Schlottman	70	67	67	--	204	-12	3
Jovan Rebula	69	65	71	--	205	-11	T-4
Trace Crowe	70	66	69	--	205	-11	T-4
Brandon Mancheno	65	73	70	--	208	-8	T-7
Wells Padgett	75	75	76	--	226	+10	79
Ryan Knop*	72	69	74	--	215	-1	T-25
TEAM	274	271	277	--	822	-42	1/18

TIGER INVITATIONAL (MARCH 4-6, 2018)

Ben Schlottman	69	71	66	--	206	-10	2
Ryan Knop*	70	70	68	--	208	-8	4
Graysen Huff*	76	67	69	--	212	-4	T-8
Jovan Rebula	68	71	73	--	212	-4	T-8
Brandon Mancheno	71	71	71	--	213	-3	T-11
Trace Crowe	74	74	65	--	213	-3	T-11
Wells Padgett*	68	70	75	--	213	-3	T-11
Andrew Kozan*	78	70	71	--	219	+3	T-31
Jacob Solomon	73	70	76	--	219	+3	T-31
Marcus Svensson*	76	72	75	--	223	+7	T-54
Reagan Harrell*	73	74	77	--	224	+8	T-56
TEAM	281	283	275	--	839	-25	1/17

JOHN HAYT COLLEGIATE (MARCH 18-19, 2018)

Brandon Mancheno	72	70	67	--	209	-7	T-3
Jovan Rebula	74	70	69	--	213	-3	T-8
Ryan Knop	74	75	70	--	219	+3	T-28
Ben Schlottman	75	70	74	--	219	+3	T-28
Wells Padgett*	73	72	75	--	220	+4	T-31
Trace Crowe	82	72	69	--	223	+7	T-45
Graysen Huff*	80	77	73	--	230	+14	T-70
TEAM	295	282	275	--	852	-12	1/15

HOOTIE AT BULLS BAY (MARCH 25-27, 2018)

Brandon Mancheno	73	73	67	--	213	-3	T-14
Ben Schlottman	70	76	69	--	215	-1	T-22
Trace Crowe	73	75	67	--	215	-1	T-22
Ryan Knop	71	78	68	--	217	+1	T-27
Jovan Rebula	75	76	69	--	220	+4	T-42
TEAM	287	300	271	--	858	-6	T-6/15

GARY KOCH INVITATIONAL (APRIL 9-10, 2018)

Trace Crowe	69	63	68	--	200	-16	1
Wells Padgett*	69	68	72	--	209	-7	T-3
Jovan Rebula	70	68	72	--	210	-6	T-6
Ben Schlottman	67	72	72	--	211	-5	T-10
Jacob Solomon*	70	72	69	--	211	-5	T-10
Ryan Knop	70	70	72	--	212	-4	T-14
Brandon Mancheno	71	73	73	--	217	+1	T-26
TEAM	276	273	284	--	833	-31	2/13

SEC CHAMPIONSHIP (APRIL 25-27, 2018)

Trace Crowe	68	71	68	--	207	-3	T-3
Brandon Mancheno	68	71	70	--	209	-1	9
Wells Padgett	70	74	73	--	217	+7	T-36
Ryan Knop	74	72	73	--	219	+9	T-46
Jovan Rebula	76	72	71	--	219	+9	T-46
TEAM	280	286	282	--	848	+8	T-4/14

NCAA NORMAN REGIONAL (MAY 14-16, 2018)

Trace Crowe	70	69	72	--	211	-5	T-7
Brandon Mancheno	75	72	69	--	216	E	T-21
Ben Schlottman	70	74	72	--	216	E	T-21
Wells Padgett	73	73	75	--	221	+5	T-39
Jovan Rebula	75	71	76	--	222	+6	T-44
TEAM	288	285	288	--	861	-3	T-4/14

NCAA CHAMPIONSHIP (MAY 25-28, 2018)

Brandon Mancheno	72	66	71	72	281	-7	T-1
Jovan Rebula	73	69	72	76	290	+2	T-21
Ben Schlottman	77	75	71	77	300	+12	T-57
Trace Crowe	78	73	76	75	302	+14	T-65
Wells Padgett	83	72	79	74	308	+20	T-77
TEAM	300	280	290	297	1167	+15	5/30

* played as an individual
+ played as a "B team"

2017-18 HEAD-TO-HEAD RESULTS

Opponent	Record	Score	Opponent	Record	Score
Alabama	1-2-1	+9	NC State	2-0-0	-29
Arizona	1-0-0	-15	Nevada	1-0-0	-6
Arizona State	3-0-0	-39	Northwestern	1-0-0	-14
Arkansas	2-0-2	-27	North Carolina	3-0-0	-33
Augusta	2-0-0	-61	North Florida	4-1-0	-64
Ball State	1-0-0	-31	North Texas	4-0-0	-96
Baylor	3-0-0	-57	Oklahoma	0-2-0	+15
BYU	2-1-0	-31	Oklahoma State	0-2-0	+40
California	1-1-0	-8	Ole Miss	3-1-0	-25
Charlotte	3-0-0	-117	Oregon	3-0-0	-48
Chattanooga	2-0-0	-78	Oregon State	1-0-0	-34
Cincinnati	1-0-0	-52	Osaka Gakuin	1-0-0	-27
Clemson	3-0-0	-30	Pacific	1-0-0	-58
Coastal Carolina	2-0-0	-89	Pepperdine	2-0-0	-26
Col. of Charleston	1-0-0	-10	Prairie View A&M	1-0-0	-82
Colorado	1-0-0	-11	Purdue	2-0-0	-37
Dalton State	1-0-0	-26	Rice	1-0-0	-46
Duke	0-1-0	+7	San Diego State	1-0-0	-9
Eastern Kentucky	1-0-0	-22	San Jose State	1-0-0	-25
Florida	2-3-0	-4	Samford	2-0-0	-143
Florida State	2-0-0	-26	Sam Houston State	2-0-0	-72
Furman	1-0-0	-37	SMU	2-0-0	-70
Gardner-Webb	1-0-0	-49	Southeastern Louisiana	1-0-0	-69
Georgia	1-0-0	-14	South Alabama	3-0-0	-113
Georgia Southern	2-0-0	-71	South Carolina	4-0-0	-58
Georgia State	3-0-0	-99	Southern Miss	1-0-0	-42
Georgia Tech	0-1-1	+4	Stanford	2-0-0	-24
Hawaii-Hilo	1-0-0	-65	TCU	0-0-1	E
Hawaii	1-0-0	-79	Tennessee	3-0-0	-46
Houston	1-0-0	-27	Texas	2-1-0	-2
Illinois	1-1-0	-4	Texas A&M	2-0-0	-5
Iowa	1-0-0	-18	Texas Tech	1-2-1	+7
Iowa State	1-1-0	-18	Troy	2-0-0	-96
Jacksonville	2-0-0	-56	UAB	2-0-0	-64
Jacksonville State	1-0-0	-57	UC Davis	1-0-0	-25
James Madison	1-0-0	-44	UCF	3-0-0	-63
Kansas	1-0-0	-24	UCLA	1-0-0	-22
Kansas State	2-0-0	-68	ULM	1-0-0	-51
Kennesaw State	2-0-0	-46	UMKC	1-0-0	-20
Kent State	1-1-0	+12	UNCG	1-0-0	-40
Kentucky	2-2-0	-12	UNCW	1-0-0	-40
Lamar	2-0-0	-134	UNLV	2-0-0	-41
Liberty	1-0-0	-9	USC	1-1-0	+1
Lipscomb	1-0-0	-32	UTSA	1-0-0	-43
Louisville	2-0-0	-45	Vanderbilt	1-2-0	+5
LSU	2-1-0	+1	Virginia	3-0-0	-82
Maryland	1-0-0	-27	Wake Forest	1-0-0	-28
McNeese State	1-0-0	-58	Washington	1-0-0	-24
Michigan	1-0-0	-36	West Virginia	2-0-0	-69
Minnesota	1-0-0	-38	Western Carolina	1-0-0	-65
Mississippi State	3-0-0	-70	Wisconsin	0-0-1	-0
Missouri	2-1-0	-53	Wofford	1-0-0	-50
Navy	1-0-0	-60	TOTALS	168-29-7 (.841)	-4136

2017-18 TOURNAMENT RESULTS

Carpet Capital Collegiate Rocky Face, Ga.

Par: 72 Yardage: 7,012

T-1	Georgia Tech*	287-284-279--850 (-14)
T-1	Alabama	294-277-279--850 (-14)
3	AUBURN	289-286-279--854 (-10)
4	LSU	292-283-285--860 (-4)
5	Florida	281-289-292--862 (-2)
5	Tennessee	282-290-290--862 (-2)
7	Clemson	295-282-286--863 (-1)
8	South Carolina	292-290-283--865 (+1)
9	California	296-281-291--868 (+4)
10	North Florida	294-282-293--869 (+5)
11	Kennesaw State	298-293-283--874 (+10)
12	Dalton State	293-295-292--880 (+16)
13	Chatanooga	314-290-288--892 (+28)
14	Virginia	303-297-303--903 (+39)
15	Troy	308-302-304--914 (+50)

Auburn Individuals

T-3	Trace Crowe	69-68-72--209 (-7)
T-12	Jovan Rebula	72-73-68--213 (-3)
T-26	Jacob Solomon	76-72-70--218 (+2)
T-34	Brandon Manchero	78-73-69--220 (+4)
T-44	Wells Padgett	72-76-74--222 (+6)
T-54	Andrew Kozan*	77-72-75--224 (+8)

* - competed as an individual

Individual Champion

Alejandro Tosti (Florida) 66-68-71--205 (-11)

Trinity Forest Invitational Dallas, Texas

Par: 71 Yardage: 7,302

1	Florida	275-285-275--835 (-17)
T-2	AUBURN	278-282-285--845 (-7)
T-2	Texas Tech	284-284-277--845 (-7)
4	Texas	276-292-279--847 (-5)
5	USC	282-284-283--849 (-3)
T-6	North Texas	283-281-287--851 (-1)
T-6	Clemson	285-290-276--851 (-1)
8	Oregon	283-284-293--860 (+8)
9	Iowa	290-286-287--863 (+11)
10	Kansas State	296-290-281--867 (+15)
11	Pepperdine	292-297-279--868 (+16)
12	SMU	292-286-296--874 (+22)
13	Ball State	288-293-295--876 (+24)

Auburn Individuals

T-3	Brandon Manchero	68-68-71--207 (-6)
T-11	Wells Padgett	68-70-74--212 (-1)
T-17	Jovan Rebula	71-73-69--213 (E)
T-20	Jacob Solomon	71-71-72--214 (+1)
T-46	Trace Crowe	73-73-73--219 (+6)
T-55	Andrew Kozan*	80-73-69--222 (+9)

* - competed as an individual

Individual Champion

Justin Suh (USC) 67-69-67--203 (-10)

Jerry Pate National Intercollegiate Vestavia Hills, Ala.

Par: 70 Yardage: 7,204

1	Alabama	271-273-277--821 (-19)
2	AUBURN	282-278-267--827 (-13)
3	Baylor	269-277-282--828 (-12)
4	BYU	280-271-290--841 (+1)
5	Arkansas	286-269-287--842 (+2)
6	UNLV	277-285-285--847 (+7)
7	Mississippi State	286-288-279--853 (+13)
8	South Alabama	291-274-289--854 (+14)
9	UAB	287-283-288--858 (+18)
10	Charlotte	287-290-284--861 (+21)
11	Michigan	288-285-290--863 (+23)
12	Samford	295-291-298--884 (+44)

Auburn Individuals

T-9	Brandon Manchero	71-71-65--207 (-3)
T-12	Jovan Rebula	71-70-67--208 (-2)
T-12	Wells Padgett	72-67-69--208 (-2)
T-16	Jacob Solomon	74-70-68--210 (E)
T-18	Trace Crowe	68-73-71--212 (+2)

Individual Champion

Shintaro Ban (UNLV) 69-68-63--200 (-10)
Mason Overstreet (Arkansas) 65-65-70--200 (-10)

Tavistock Collegiate Invitational Windermere, Fla.

Par: 72 Yardage: 7,544

1	California	287-287-284--858 (-6)
T-2	Illinois	279-286-294--859 (-5)
T-2	Florida	282-285-292--859 (-5)
4	Vanderbilt	291-287-283--861 (-3)
5	AUBURN	293-286-285--864 (E)
6	North Florida	290-291-289--870 (+6)
T-7	LSU	289-293-289--871 (+7)
T-7	Texas Tech	286-296-289--871 (+7)
9	North Carolina	294-298-284--876 (+12)
10	Arizona	292-301-286--879 (+15)
11	Purdue	291-292-298--881 (+17)
12	Arizona State	297-295-290--882 (+18)
13	UCF	297-294-292--883 (+19)
14	North Texas	295-305-285--885 (+21)
15	Augusta	295-300-296--891 (+27)
16	West Virginia	296-300-297--893 (+29)
17	UAB	294-301-302--897 (+33)

Auburn Individuals

T-9	Wells Padgett	73-72-68--213 (-3)
T-11	Jovan Rebula	73-70-71--214 (-2)
T-21	Brandon Manchero	73-71-73--217 (+1)
T-31	Jacob Solomon	74-73-73--220 (+4)
T-58	Trace Crowe	74-77-74--225 (+9)

Individual Champion

Dylan Meyer (Illinois) 67-66-72--205 (-11)



2017-18 TOURNAMENT RESULTS

Amer Ari Invitational Waikoloa, Hawaii Par: 72 Yardage: 7,074

1	Oklahoma State	280-267-270--817 (-47)
2	Texas Tech	281-275-278--834 (-30)
3	USC	282-276-279--837 (-27)
4	Texas	279-283-279--841 (-23)
T-5	AUBURN	286-279-277--842 (-22)
T-5	Georgia Tech	281-275-286--842 (-22)
T-5	TCU	281-282-279--842 (-22)
8	Oregon	287-275-284--846 (-18)
9	Arizona State	289-279-280--848 (-16)
10	Standord	288-282-282--852 (-12)
11	Colorado	287-284-282--853 (-11)
T-12	San Jose State	282-289-296--867 (+3)
T-12	UC Davis	283-289-295--867 (+3)
14	Osaka Gakuin	296-286-287--869 (+5)
15	Oregon State	302-287-287--876 (+12)
16	Pacific	305-288-307--900 (+36)
17	Hawaii-Hilo	302-291-314--907 (+43)
18	Hawaii	308-311-302--921 (+57)

Auburn Individuals		
T-9	Brandon Mancheno	70-67-70--207 (-9)
T-29	Wells Padgett	75-71-66--212 (-4)
T-32	Jovan Rebula	71-71-71-213 (-3)
T-37	Jacob Soloman	74-70-70--214 (-2)
T-41	Trace Crowe	71-73-71--215 (-1)
T-64	Ben Schlottman	77-71-71--219 (+3)
T-81	Graysen Huff	74-75-75--224 (+8)
T-91	Andrew Kozan	76-73-77--226 (+10)

Individual Champion
Justin Suh (USC) 69-66-68--203(-13)

All-American Houston, Texas Par: 72 Yardage: 7,067

1	AUBURN	274-271-277-822 (-42)
2	Baylor	279-279-280-838 (-26)
3	Ole Miss	276-291-274-841 (-23)
4	South Carolina	281-283-279-843 (-21)
5	Houston	274-288-287-849 (-15)
6	Wake Forest	286-282-282 (-14)
7	North Texas	281-292-287-860 (-4)
T-8	SMU	286-289-288-863 (-1)
T-8	South Alabama	281-292-290-863 (-1)
10	UTSA	290-290-285-865 (+1)
11	Sam Houston St.	285-293-289-867 (+3)
12	Rice	290-289-289-868 (+4)
13	Charlotte	294-289-287-870 (+6)
T-14	Cincinnati	296-293-285-874 (+10)
T-14	Georgia State	295-294-285-874 (+10)
16	McNeese State	292-293-295-880 (+16)
17	SE Louisiana	292-300-299-891 (+27)
18	Lamar	297-300-295-892 (+28)

Auburn Individuals		
3	Ben Schlottman	70-67-67-204 (-12)
T-4	Jovan Rebula	69-65-71-205 (-11)
T-4	Trace Crowe	70-66-69-205 (-11)
T-7	Brandon Mancheno	65-73-70-208 (-8)
79	Wells Padgett	75-75-76-226 (+10)

Individual Champion
Keenan Huskey (South Carolina) 68-68-65-201 (-15)

Tiger Invitational Opelika Ala. Par: 72 Yardage: 7,149

1	AUBURN	281-283-275--839 (-25)
2	Georgia State	296-287-281--864 (E)
T-3	Kennesaw State	284-298-283--865 (+1)
T-3	Mississippi State	289-289-287--865 (+1)
5	Maryland	292-286-288--866 (+2)
6	Missouri	297-288-284--869 (+5)
7	Charlotte	292-294-288--874 (+10)
8	Troy	302-288-285--875 (+11)
9	Minnesota	296-288-293--877 (+13)
10	Chattanooga	302-289-288--879 (+15)
T-11	UNCG	293-296-291--880 (+16)
T-11	UNCW	301-295-284--880 (+16)
13	Southern Miss	296-287-298--881 (+17)
14	James Madison	299-294-290--883 (+19)
15	South Alabama	303-299-282--884 (+20)
16	Kansas State	299-293-293--885 (+21)
17	Samford	313-308-304--925 (+61)

Auburn Individuals		
2	Ben Schlottman	69-71-66--205 (-11)
3	Ryan Knop*	70-70-68--208 (-8)
T-8	Graysen Huff*	76-67-69--212 (-4)
T-8	Jovan Rebula	68-71-73--212 (-4)
T-11	Brandon Mancheno	71-71-71--213 (-3)
T-11	Wells Padgett*	68-70-75--213 (-3)
T-11	Trace Crowe	74-74-65--213 (-3)
T-31	Jacob Solomon	73-70-76--219 (+3)
T-31	Andrew Kozan*	78-70-71--219 (+3)
T-54	Marcus Svensson*	76-72-75--223 (+7)
T-56	Reagan Harrell*	73-74-77--224 (+8)

*- played as an individual

Individual Champion
David Koecher (Maryland) 67-69-69--205 (-11)

John Hayt Collegiate Invitational Ponte Vedra Beach, Fla. Par: 72 Yardage: 6,966

1	AUBURN	295-282-275--852 (-12)
2	North Carolina	288-281-284--853 (-11)
3	Liberty	291-281-289--861 (-3)
4	UCF	293-284-292--869 (+5)
5	Jacksonville	294-277-299--870 (+6)
6	Purdue	298-288-286--872 (+8)
7	North Florida	284-294-295--873 (+9)
T-8	Louisville	302-285-289--876 (+12)
T-8	Washington	293-285-298--876 (+12)
10	Tennessee	296-287-297--880 (+16)
11	North Texas	298-293-292--883 (+19)
12	Lipscomb	301-295-288--884 (+20)
13	Furman	300-298-291--889 (+25)
T-14	West Virginia	296-298-298--892 (+28)
T-14	Coastal Carolina	304-296-292--892 (+28)

2017-18 TOURNAMENT RESULTS

Auburn Individuals		
T-3	Brandon Mancheno	72-70-67--209 (-7)
T-8	Jovan Rebula	74-70-69--213 (-3)
T-28	Ben Schlottman	75-70-74--219 (+3)
T-28	Ryan Knop	74-75-70--219 (+3)
T-31	Wells Padgett*	73-72-75--220 (+4)
T-45	Trace Crowe	82-72-69--223 (+7)
T-70	Graysen Huff*	80-77-73--230 (+14)

*- played as an individual
 Individual Champion
 Brian Carlson (Purdue) 67-70-70--207 (-9)

Hootie at Bulls Bay Charleston, S.C.

Par: 72 Yardage: 7,222

1	Ole Miss	281-291-269-841 (-23)
2	Kent State	281-285-276-842 (-22)
3	Kentucky	281-287-276-844 (-20)
4	Iowa State	281-290-284-855 (-9)
5	Missouri	278-299-279-856 (-8)
T-6	AUBURN	287-300-271-858 (-6)
T-6	Wisconsin	289-292-277-858 (-6)
8	NC State	288-298-274-860 (-4)
9	South Carolina	288-301-278-867 (+3)
10	Col. of Charleston	289-301-278-868 (+4)
11	Louisville	290-306-283-879 (+15)
T-12	Georgia State	285-308-287-880 (+16)
T-12	EKU	296-306-278-880 (+16)
14	Ga. Southern	299-302-291-892 (+28)
15	Wofford	306-312-290-908 (+44)

Auburn Individuals		
T-14	Brandon Mancheno	73-73-67-213 (-3)
T-22	Ben Schlottman	70-76-69-215 (-1)
T-22	Trace Crowe	73-75-67-215 (-1)
T-27	Ryan Knop	71-78-68-217 (+1)
T-42	Jovan Rebula	75-76-69-220 (+4)

Individual Champion
 Braden Thornberry (Ole Miss) 68-69-66-203 (-13)

Gary Koch Invitational Gastonia, N.C.

Par: 72 Yardage: 7,042

1	Kentucky	278-277-274-829 (-35)
2	AUBURN	276-273-284-833 (-31)
3	Ole Miss	276-297-280-853 (-11)
4	Florida State	295-277-286-858 (-6)
5	Virginia	293-286-285-864 (E)
6	Georgia Southern	298-284-288-870 (+6)
7	Jacksonville	293-291-287-871 (+7)
T-8	Coastal Carolina	291-298-293-882 (+18)
T-8	Gardner-Webb	295-290-297-882 (+18)
10	ULM	295-288-301-884 (+20)
11	Jacksonville State	304-290-296-890 (+26)
12	Lamar	305-298-294-897 (+33)
13	Western Carolina	303-291-304-898 (+34)

Auburn Individuals		
1	Trace Crowe	69-63-68-200 (-16)
T-3	Wells Padgett*	69-68-72-209 (-7)
T-6	Jovan Rebula	70-68-72-210 (-6)
T-10	Ben Schlottman	67-72-72-211 (-5)
T-10	Jacob Solomon*	70-72-69-211 (-5)
T-14	Ryan Knop	70-70-72-212 (-4)
T-26	Brandon Mancheno	71-73-73-217 (+1)

*- played as an individual
 Individual Champion
Trace Crowe (Auburn) 69-63-68-200 (-16)

SEC Championship St. Simons Island, Ga.

Par: 70 Yardage: 7,005

1	LSU	281-276-277--834 (-6)
T-2	Florida	293-278-272--843 (+3)
T-2	Vanderbilt	276-283-284--843 (+6)
T-4	AUBURN	280-286-282--848 (+8)
T-4	Arkansas	289-285-274--848 (+8)
T-4	Alabama	283-280-285--848 (+8)
T-7	Ole Miss	288-277-286--851 (+11)
T-7	Texas A&M	296-277-278--851 (+11)

9	Tennessee	280-290-284--854 (+14)
10	Kentucky	286-283-287--856 (+16)
11	Georgia	291-282-289--862 (+22)
12	Mississippi St.	293-284-287--864 (+24)
13	South Carolina	288-287-290--865 (+25)
14	Missouri	287-296-290--873 (+33)

Auburn Individuals		
T-3	Trace Crowe	68-71-68--207 (-3)
9	Brandon Mancheno	68-71-70--209 (-1)
T-36	Wells Padgett	70-74-73--217 (+7)
T-46	Ryan Knop	74-72-73--219 (+9)
T-46	Jovan Rebula	76-72-71--219 (+9)

Individual Champion
 Andy Zhang (Florida) 71-68-66--205 (-5)

Match Play - Quarterfinals (4) Auburn 3, (5) Arkansas 2

Reeder (ARK) def. Rebula (AU), 1-up (19)
 Crowe (AU) def. Garza (ARK), 1-up
 Mancheno (AU) def. Ortiz (ARK), 2 & 1
 Overstreet (ARK) def. Knop (AU), 3 & 2
 Padgett (AU) def. Buhl (ARK), 3 & 2

Match Play - Semifinals (4) Auburn 4, (1) LSU 1

Rebula (AU) def. Barbaree (LSU), 1-up
 Crowe (AU) def. Gagne (LSU), 1-up
 Mancheno (AU) def. Bergeron (LSU), 1-up (19)
 Knop (AU) def. Winstead, 1-up
 Jeansonne (LSU) def. Padgett, 1-up



2017-18 TOURNAMENT RESULTS

Match Play - Championship
(4) Auburn 3, (6) Alabama 2
 Hodges (UA) def. Rebula (AU), 2&1
 Crowe (AU) def. Riley (UA), 2&1
 Shore (UA) def. Knop (AU), 6&5
 Mancheno (AU) def. Furr (UA), 2&1
 Padgett (AU) def. Hardee (UA), 1-up
(Auburn wins 2018 SEC Championship)

NCAA Norman Regional Norman, Okla. Par: 72 Yardage: 7,452

1	Oklahoma	283-284-283--850 (-14)
T-2	BYU	295-278-278--851 (-13)
T-2	North Florida	288-283-280--851 (-13)
T-4	AUBURN	288-285-288--861 (-3)
T-4	Arkansas	288-293-280--861 (-3)
6	Florida State	293-284-285--862 (-2)
7	Virginia	297-281-285--863 (-1)
8	Pepperdine	295-274-295--864 (E)
9	Nevada	294-285-288--867 (+3)
10	San Diego State	290-290-290--870 (+6)
11	UMKC	293-297-291--881 (+17)
12	Sam Houston St.	301-289-298--888 (+24)
13	Navy	323-302-296--921 (+57)
14	Prairie View A&M	315-316-312--943 (+79)

Auburn Individuals

T-7	Trace Crowe	70-69-72--211 (-5)
T-21	Brandon Mancheno	75-72-69--216 (E)
T-21	Ben Schlottman	70-74-72--216 (E)
T-39	Wells Padgett	73-73-75--221 (+5)
T-44	Jovan Rebula	75-71-76--222 (+6)

NCAA Championship Stillwater, Okla. Par: 72 Yardage: 7,460

1	Oklahoma State	287-285-285-295--1152 (E)
2	Duke	291-287-276-306--1160 (+8)
3	Texas Tech	284-287-290-300--1161 (+9)
4	Oklahoma	285-293-290-295--1163 (+11)
5	AUBURN	300-280-290-297--1167 (+15)
T-6	Alabama	294-279-301-294--1168 (+16)
T-6	Texas	289-291-295-293--1168 (+16)
8	Texas A&M	293-289-289-298--1169 (+17)

9	Vanderbilt	287-292-287-304--1170 (+18)
10	Kent State	288-291-293-299--1171 (+19)
11	Illinois	289-291-301-295--1176 (+24)
12	Arkansas	296-289-291-303--1179 (+27)
T-13	Arizona State	296-289-295-302--1182 (+30)
T-13	Clemson	285-294-299-304--1182 (+30)
15	North Carolina	296-289-297-305--1187 (+35)

T-16	Northwestern	280-308-296--884 (+20)
T-16	Stanford	292-295-297--884 (+20)
18	Florida	300-286-300--886 (+22)
T-19	Iowa State	290-302-299--891 (+27)
T-19	UNLV	297-293-301--891 (+27)
T-21	Kentucky	292-297-303--892 (+28)
T-21	UCLA	295-297-300--892 (+28)
23	Kansas	295-302-297--894 (+30)
T-24	NC State	292-303-302--897 (+33)

T-24	UCF	291-299-307--897 (+33)
T-24	BYU	289-296-312--897 (+33)
27	Oregon	296-300-303--899 (+35)
28	North Florida	293-302-307--902 (+38)
29	Augusta	298-300-306--904 (+40)
30	Baylor	297-298-315--910 (+46)

Auburn Individuals

T-1	Brandon Mancheno	72-66-71-72--281 (-7)
T-21	Jovan Rebula	73-69-72-76--290 (+2)
T-57	Ben Schlottman	77-75-71-77--300 (+12)
T-65	Trace Crowe	78-73-76-75--302 (+14)
T-77	Wells Padgett	83-72-79-74--308 (+20)

Individual Champion
 Broc Everett (Augusta) 70-70-70-71--281 (-7)
 (defeated Mancheno on playoff hole)

Match Play - NCAA Quarterfinals
(5) Auburn 3, (4) Oklahoma 2
 Blaine Hale (OU) def. Jovan Rebula (AU), 4&3
 Trace Crowe (AU) def. Quade Cummings (OU), 1-up
 Ben Schlottman (AU) def. Garrett Rebrand (OU), 5&4
 Brandon Mancheno (AU) def. Grant Hirschman (OU), 3&1
 Brad Dalke (OU) def. Wells Padgett (AU), 4&3

Match Play - NCAA Semifinals
(1) Oklahoma State 3, (5) Auburn 2
 Viktor Hovland (OSU) def. Jovan Rebula (AU), 4&3
 Trace Crowe (AU) def. Matthew Wolff (OSU), 2&1
 Ben Schlottman (AU) def. Kristoffer Ventura (OSU), 5&4
 Austin Eckroat (OSU) def. Brandon Mancheno (AU), 3&2
 Zach Bauchou (OSU) def. Wells Padgett (AU), 4&3

RECORD BOOK

LOWEST 18-HOLE TEAM SCORE

Score	Tournament	Round	Players
269 (-19)	2008 John Burns	Rd. 3	(Northcutt, Moseley, Bowen, Groover, Moreland)
266 (-18)	2007 Jerry Pate	Rd. 2	(Northcutt, Strother, Moseley, Kizzire, Groover)
271 (-17)	2018 All-American	Rd. 2	(Schlottman, Rebula, Crowe, Mancheno, Padgett)
271 (-17)	2018 Hootie at Bulls Bay	Rd. 3	(Mancheno, Schlottman, Crowe, Knop, Rebula)
273 (-15)	2006 John Burns	Rd. 1	(Moseley, Northcutt, White, Groover, Moore)
273 (-15)	2008 John Burns	Rd. 2	(Northcutt, Moseley, Bowen, Groover, Moreland)
273 (-15)	2018 Gary Koch Invitational	Rd. 2	(Crowe, Rebula, Schlottman, Knop, Mancheno)
274 (-14)	2006 John Burns	Rd. 2	(Moseley, Northcutt, White, Groover, Moore)
274 (-14)	2014 Amer Ari Invitational	Rd.1	(Carlsson, Gilchrest, Henum, Mondy, Stringfellow)
274 (-14)	2018 All-American	Rd. 2	(Schlottman, Rebula, Crowe, Mancheno, Padgett)
271 (-13)	2006 Jerry Pate	Rd. 2	(Northcutt, Moseley, Kizzire, Cooper, Medley)
271 (-13)	2006 Jerry Pate	Rd. 3	(Northcutt, Moseley, Kizzire, Cooper, Medley)
275 (-13)	2011 Schenkel Invite	Rd. 2	(Barber, Carlsson, Gilmer, Hebert, Kopisck)
267 (-13)	2017 Jerry Pate	Rd. 3	(Mancheno, Rebula, Padgett, Solomon, Crowe)
275 (-13)	2018 Tiger Invitational	Rd. 3	(Schlottman, Rebula, Mancheno, Crowe, Solomon)
275 (-13)	2018 John Hayt Collegiate	Rd. 3	(Mancheno, Rebula, Schlottman, Knop, Crowe)

LOWEST 36-HOLE TEAM SCORE

Score	Tournament	Score	Players
545 (-31)	2018 All-American	274-271	(Schlottman, Rebula, Crowe, Mancheno, Padgett)
547 (-29)	2006 John Burns	273-274	(Moseley, Northcutt, White, Groover, Moore)
549 (-27)	2018 Gary Koch Invitational	276-273	(Crowe, Rebula, Schlottman, Knop, Mancheno)
551 (-25)	2008 John Burns	278-273	(Northcutt, Moseley, Bowen, Groover, Moreland)
553 (-23)	2014 Amer Ari Invitational	274-279	(Carlsson, Gilchrest, Henum, Mondy, Stringfellow)
550 (-18)	2007 Jerry Pate	284-266	(Northcutt, Strother, Moseley, Kizzire, Groover)
558 (-18)	2001 John Burns	278-280	(Haefner, Little, Mundy, Swift, Williams)
558 (-18)	1988 Ala. Inter.	280-278	(Green, O'Neil, Refram, Edwards, Hyman, Matsuo)
556 (-14)	2010 Jerry Pate	275-287	(Barber, Hebert, Carlsson, McCurdy, Bozzelli)

LOWEST 54-HOLE TEAM SCORE

Score	Tournament	Score	Players
820 (-44)	2008 John Burns	278-273-269	(Moseley, Northcutt, Nolen, Groover, Moreland)
833 (-31)	2018 Kary Koch Invitational	276-273-284	(Crowe, Rebula, Schlottman, Knop, Mancheno)
834 (-30)	2006 John Burns	273-274-287	(Moseley, Northcutt, White, Groover, Moore)
836 (-28)	2014 Amer Ari Invitational	274-279-283	(Carlsson, Gilchrest, Henum, Mondy, Stringfellow)
837 (-27)	2001 John Burns	278-280-279	(Haefner, Little, Mundy, Swift, Williams)
839 (-25)	2018 Tiger Invitational	281-283-275	(Schlottman, Rebula, Mancheno, Crowe, Solomon)
842 (-22)	2018 Amer Ari Invitational	286-279-277	(Mancheno, Padgett, Rebula, Solomon, Crowe)
829 (-21)	2010 Jerry Pate	275-281-273	(Barber, Hebert, Carlsson, McCurdy, Bozzelli)
827 (-13)	2017 Jerry Pate	282-278-267	(Mancheno, Rebula, Padgett, Solomon, Crowe)
852 (-12)	2018 John Hayt	295-282-275	(Mancheno, Rebula, Schlottman, Knop, Crowe)

LOWEST 72-HOLE TEAM SCORE

Score	Tournament	Score	Players
1145 (-7)	1998 NCAA Champ.	290-283-285-287	(Edstrom, Weatherly, MacKellar, Dufner, Thatcher)
1167 (+15)	2018 NCAA Champ.	300-280-290-297	(Mancheno, Rebula, Schlottman, Crowe, Padgett)

LOWEST SINGLE-SEASON STROKE AVERAGES

Player	Year	Score
1. Michael Johnson (Senior)	2016	70.37
2. Brandon Mancheno (Freshman)	2017	70.60
3. Blayne Barber (Junior)	2012	70.76
4. Buddy Gardner (Junior)	1976	70.90
5. Blayne Barber (Sophomore)	2011	70.91
6. Ben Schlottman (Freshman)	2015	70.96
7. Niclas Carlsson (Senior)	2014	71.18
8. Jovan Rebula (Sophomore)	2017	71.30
9. Matt Gilchrest (Freshman)	2015	71.33
10. Michael Johnson (Junior)	2015	71.35
11. Buddy Gardner (Senior)	1977	71.40
12. Trace Crowe (Junior)	2017	71.43
13. Ben Schlottman (Senior)	2017	71.52
14. Kevin Haefner (Senior)	2002	71.59
15. Reid Edstrom (Senior)	1998	71.70
16. Dan Stringfellow (Senior)	2015	71.71
17. Ryan Knop (Sophomore)	2017	71.75
18. Jacob Solomon	2017	71.76
19. Trace Crowe (Sophomore)	2017	71.82
20. Jay Moseley (Senior)	2008	71.83
21. Niclas Carlsson (Freshman)	2011	71.87
22. Matt Gilchrest (Freshman)	2014	71.89
23. Iain Steel (Senior)	1995	71.90
24. Jacob Solomon (Freshman)	2016	71.91
25. Ryan Benton (Junior)	2016	71.91

LOWEST CAREER STROKE AVERAGES
(career minimum of two years)

Player	Year	Score
1. Blayne Barber	2010-12	70.83
2. Jovan Rebula	2016-P	71.75
3. Michael Johnson	2012-16	71.80
4. Trace Crowe	2015-P	71.85
5. Matt Gilchrest	2014-17	71.88
6. Ryan Benton	2014-17	72.19
7. Niclas Carlsson	2010-14	72.28
8. Lee Williams	2000-05	72.38
9. Dominic Bozzelli	2010-13	72.39
10. Ben Schlottman	2015-18	72.54
11. Michael Hebert	2010-13	72.59
12. Will Long	2014-17	72.67
13. Iain Steel	1993-95	72.80
14. Morris Slingluff	1961-63	72.81
15. Reid Edstrom	1997-98	72.82
16. Jimmy Green	1988-92	72.85
17. Buddy Gardner	1974-77	72.91
Jake Mondy	2012-16	72.91
19. Glenn Northcutt	2005-09	72.96
20. Kevin Haefner	1998-02	73.11
21. Hill Boswell	1961-63	73.27
22. Cole Moreland	2007-10	73.28
23. Will McCurdy	2009-12	73.32
24. Jason Dufner	1996-00	73.34
25. Scott Weatherly	1997-00	73.37

YEAR-BY-YEAR RECORDS

Season	Team Wins	Top 5 Finishes	Team Avg.	Low 18	Low 54
2017-18	4	13	282.80	271	833
2016-17	4	8	286.61	278	839
2015-16	4	11	248.97	269	827
2014-15	3	10	283.23	269	823
2013-14	3	13	285.97	273	829
2012-13	3	8	289.19	275	830
2011-12	3	11	285.30	275	834
2010-11	3	10	286.39	273	829
2009-10	2	6	290.12	280	851
2008-09	0	1	295.17	268	836
2007-08	1	6	288.27	266	820
2006-07	1	6	291.05	271	839
2005-06	1	4	291.15	273	834
2004-05	1	7	287.83	273	830
2003-04	1	2	293.60	281	859
2002-03	2	6	292.39	278	857
2001-02	3	5	290.50	278	856
2000-01	1	5	290.02	278	837
1999-00	3	6	291.91	281	580
1998-99	1	1	297.39	281	848
1997-98	0	9	287.00	276	859
1996-97	5	9	290.82	276	846
1995-96	2	7	295.92	281	852
1994-95	2	8	291.78	280	852
1993-94	1	8	293.18	281	867
1992-93	0	7	294.79	276	851
1991-92	3	7	291.60	279	854
1990-91	1	6	293.78	282	856
1989-90	2	8	298.05	277	848
1988-89	2	7	295.20	278	839
1987-88	1	4	292.36	280	861
1986-87	0	3	297.70	286	860
1985-86	1	9	294.90	280	849
1984-85	2	9	293.00	276	844
1983-84	0	3	299.37	280	876
1982-83	1	4	298.78	279	874
1981-82	2	5	297.80	281	876
1980-81	1	5	295.25	279	851
1979-80	2	3	298.44	284	876
1979	3	4			
1978	1	2			
1977	3	6			
1976	2	4			
1975	0	4			
1974	1	4			
1973	0	1			

Season	Rounds Counted	Scoring Average	Rounds at Par or Better	Sub-Par Rounds	Rounds in 60s	Top-10 Finishes
2017-18	Mancheno (36/40, .900)	Mancheno (70.60)	Mancheno (25)	Mancheno/Rebula (19)	Crowe (14)	Crowe/Mancheno (7)
2016-17	Solomon (28/31, .903)	Crowe (71.82)	Gilchrest, Rebula (23)	Gilchrest (22)	Crowe, Rebula (9)	Long (4)
2015-16	Solomon (23/23, 1.000)	Johnson (70.37)	Johnson (28)	Johnson (24)	Johnson (13)	Johnson (10)
2014-15	Schlottman (23/25, .920)	Schlottman (70.96)	Gilchrest (24)	Gilchrest, Johnson (19)	Gilchrest (12)	Gilchrest (10)
2013-14	Carlsson (34/39, .872)	Carlsson (71.18)	Carlsson (24)	Carlsson (18)	Carlsson (12)	Carlsson (6)
2012-13	Johnson (37/39, .949)	Bozzelli (72.74)	Johnson (17)	Herbert, Johnson (11)	Bozzelli (8)	Bozzelli (5)
2011-12	Barber (31/33, .939)	Barber (70.76)	Barber (21)	Barber (16)	Barber (11)	Barber (9)
2010-11	Barber (31/33, .939)	Barber (70.91)	Hebert, Barber (18)	Barber (16)	Barber (13)	Barber (6)
2009-10	Moreland (29/30, .967)	Moreland (72.33)	Kopsick (17)	McCurdy (9)	Kopsick (7)	Kopsick (5)
2008-09	Kopsick (28/30, .993)	Moreland (74.27)	Moreland (11)	Moreland (8)	Northcutt (5)	Northcutt (3)
2007-08	Kizzire (28/30, .933)	Moseley (71.83)	Moseley (21)	Moseley (18)	Moeley (10)	Moseley (3)
2006-07	Northcutt (34/37, .919)	Northcutt (72.46)	Kizzire (18)	Northcutt (6)	Kizzire (13)	Northcutt, Kizzire(4)
2005-06	Moore, Northcutt (30/33, .909)	Moore (72.85)	Moore (14)	Moore (8)	Moore (4)	Moore (3)
2004-05	Williams (26/29, .897)	Williams (71.94)	Williams, Moore (16)	Williams (13)	Williams (8)	Williams (6)
2003-04	Moore (37.5/38, .987)	Dismuke (72.63)	Dismuke (16)	Dismuke (9)	Dismuke (9)	Dismuke (3)
2002-03	Williams (37/41, .902)	Williams (72.19)	Williams (19)	Williams (13)	Claxton, Williams (5)	McKeever (6)
2001-02	Haefner (39/39, 1.000)	Haefner (71.59)	Haefner (20)	Haefner (19)	Haefner (9)	Haefner (9)
2000-01	Swift (33/35, .942)	Haefner (72.50)	Haefner (21)	Hafner (13)	Haefner, Williams (7)	Haefner, Swift (3)
1999-00	Thatcher, Weatherly (34/37, .919)	Thatcher (72.08)	Thatcher (19)	Thatcher (15)	Thatcher (9)	Thatcher (6)
1998-99	Weatherly (31/33, .939)	Weatherly (74.15)	Weatherly (10)	Weatherly (8)	Weatherly (4)	Rusk (2)
1997-98	Weatherly (33/35, .943)	Edstrom, Weatherly (72.54)				
1996-97	Bryant MacKellar (30/32, .938)	Dufner (2,332/32, .72.88)				
1995-96	Jay Hobby (35/36, .972)	Hobby (2,611/36, 72.53)				
1994-95	Iain Steele (36/36, 1.000)	Steele (2,798/39, 71.74)				
1993-94	--	Blackmon (2,569/35, 73.40)				
1992-93	Rick Gehr (28/30, .933)	Gehr (2205/30, 73.50)				
1991-92	Jimmy Green (34/37, .919)	Green (2,887/40, 72.18)				
1990-91	Jimmy Green (35/35, 1.000)	Green (2,738/38, 72.05)				
1989-90	Jimmy Green (41/43, .954)	Green (3,148/43, 73.21)				
1988-89	Hiroshi Matsuo (29/32, .906)	Matsuo (2,356/32, 73.63)				
1987-88	--	--				
1986-87	Mike Arasin (15/15, 1.000)	Emmons (2,373/32, 74.16)				
1985-86	Eric Hamilton (31/33, .939)	Emmons (2,944/40, 73.60)				
1984-85	John Fridge (37/38, .974)	Fridge (2,827/39, 72.50)				
1983-84	John Fridge (27/27, 1.000)	Smith (2,558/35, 73.10)				
1982-83	Todd Smith (35/37, .946)	Todd Smith, Carter Mize (2,749/37, 74.3)				
1981-82	John Fisher (24/27, .852)	Krapfel (2,380/33, 74.4)				
1980-81	John Fisher (33/36, .917)	Fisher (2,431/33, 73.67)				
1979-80	Bergin, Smallridge (29/30, .967)	Bergin (2,208/30, .73.60)				
1979	Ricky Smallridge (36/36, 1.000)	Smallridge (2,406/33, 72.90)				
1978	Don Shirey (27/29, .931)	Shirey (2,163/29, 74.53)				
1977	--	Gardner (71.40)				
1976	--	Gardner (1,418/20, 70.90)				
1975	--	Gardner (5,714/28, 73.58)				
1974	--	Gardner (2,274/30.5, 74.56)				
1973	--	Mason (2,316/31, 74.71)				
1972	--	Howerter (1,746/23, 75.91)				
1971	--	Mason (1,586/21, 75.52)				
1970	--	McDonald, Hart (823/11, 74.82)				

LOWEST 9-HOLE INDIVIDUAL SCORE

Player	Score	Year	Tournament
Bryant Harvard	29 (-7)	1960	Old Saugahatchee CC

LOWEST 18-HOLE INDIVIDUAL SCORE

Player	Score	Year	Tournament
Kyle Kopsick	63 (-9)	2009	Gary Koch Invitational
Trace Crowe	63 (-9)	2018	Gary Koch Invitational
Stuart Moore	64 (-8)	2006	Billy Hitchcock Intercollegiate
Matt Gilchrest	64 (-8)	2015	Amer Ari Invitational
Blayne Barber	65 (-7)	2010	UNCG Bridgestone
Bill Bergin	65 (-7)	1979	Pan American/Mexico
Doug McLeod	65 (-7)	1983	Spring Hill/Mobile
John Fridge	65 (-7)	1985	Imperialakes Intercollegiate
Lee Williams	65 (-7)	2001	CC of Louisiana Intercollegiate
Jamie Bowen	65 (-7)	2008	John Burns Intercollegiate
Glenn Northcutt	65 (-7)	2006	John Burns Intercollegiate
Blayne Barber	65 (-7)	2010	Bridgestone Collegiate
Niclas Carlsson	65 (-7)	2014	Tiger Invitational
Ben Schlottman	65 (-7)	2015	SEC Championship
Dan Stringfellow	65 (-7)	2015	Schenkel Invitational
Brandon Mancheno	65 (-7)	2018	All-American
Jovan Rebula	65 (-7)	2018	All-American

LOWEST 36-HOLE INDIVIDUAL SCORE

Player	Score	Year	Tournament
Jay Moseley	132 (-12)	2006	John Burns Intercollegiate
Ben Schlottman	132 (-12)	2015	SEC Championship
Trace Crowe	132 (-12)	2018	Gary Koch Invitational
Blayne Barber	133 (-11)	2012	E-Z-GO Schenkel Invitational
Michael Johnson	134 (-11)	2015	Primland Collegiate
Jovan Rebula	134 (-11)	2018	All-American
Doug McLoeod	133 (-10)	1988	Spring Hill/Mobile
Jay Moseley	133 (-9)	2006	Jerry Pate National
Ryan Benton	135 (-9)	2017	Carpet Capital Collegiate
Niclas Carlsson	135 (-9)	2014	Tiger Invitational
Niclas Carlsson	132 (-8)	2010	Jerry Pate National
Dominic Bozzelli	132 (-8)	2012	Gator Invitaitaional

LOWEST 54-HOLE INDIVIDUAL SCORE

Player	Score	Year	Tournament
Michael Johnson	200 (-16)	2014	Primland Collegiate Invitational
Trace Crowe	200 (-16)	2018	Gary Koch Invitational
Kyle Kopsick	201 (-15)	2009	Gary Koch Invitational
Blayne Barber	201 (-15)	2012	E-Z-GO Schenkel Invitational
Jay Moseley	202 (-14)	2006	John Burns Intercollegiate
Blayne Barber	202 (-14)	2010	Bridgestone Intercollegiate
Jim Curran	203 (-13)	1988	Billy Hitchcock
Ben Schlottman	204 (-12)	2018	All-American
Dominic Bozzelli	205 (-11)	2013	Amer Ari Invitational
Trace Crowe	205 (-11)	2018	All-American
Jovan Rebula	205 (-11)	2018	All-American

LOWEST 72-HOLE INDIVIDUAL SCORE

Player	Score	Year	Tournament
Brandon Mancheno	281 (-7)	2018	NCAA Championship
Kevin Haefner	282 (-6)	2000	NCAA Championship


INDIVIDUAL TOURNAMENT CHAMPIONS (58)

Player	Year	Tournament	Score
Buddy Gardner	1977	Southern Junior-Senior	69-70-72--211
Ricky Smallridge	1978	Alabama Intercollegiate	67-77-70--214
Ricky Smallridge	1979	Seminole Classic	73-72-69--214
Ricky Smallridge	1979	Southern Junior-Senior	66-71-67--204
Ricky Smallridge	1979	Dixie Intercollegiate	67-74-68--148
Carter Mize	1982	Spring Hill Invitational	68-71--139
Doug McLeod	1983	Spring Hill Invitational	69-65--134
Jim Curran	1984	Hart Invitational	
John Fridge	1986	Gator Invitational	64-69-71--204
Jim Curran	1988	Billy Hitchcock Intercollegiate	68-69-66--203
Jimmy Green	1988	Alabama Intercollegiate	72-66-68--206
Jimmy Green	1989	Alabama Intercollegiate	67-68-73--208
Jimmy Green	1990	NCAA Regional	68-67-70--205
Jimmy Green	1990	Tournament of Champions	72-70-66--208
Jimmy Green	1991	SEC Championship	68-68-69--205
Jimmy Green	1991	Dixie Intercollegiate	69-69-69--207
Tommy Druhan	1991	Tournament of Champions	72-70-69--211
Iain Steel	1995	Southeastern Intercollegiate	70-67-73--210 (-6)
Chip Spratlin	1995	NCAA Championship	61-71-70-75--283 (-5)
Jay Hobby	1996	Billy Hitchcock	70-66-69--205 (-11)
Jason Dufner	1997	Billy Hitchcock	71-68-69--208 (-8)
Bryant MacKellar	1997	SEC Championship	71-69-70--210 (-6)
Jason Dufner	1997	Topy Cup	73-72-70--215 (-1)
Roland Thatcher	2000	Alabama Spring Invite	69-68-68--205 (-11)
Roland Thatcher	2000	SEC Championship	71-69-68--208
Kevin Haefner	2002	Billy Hitchcock	69-70-68--207 (-9)
Jay Mundy	2003	Palencia Invitational	75-70-70--215 (-1)
Lee Williams	2003	Auburn Multi-Match	67 (-5)
Stuart Moore	2006	Billy Hitchcock	72-64-73--209 (-7)
Patton Kizzire	2007	SEC Championship	72-69-70--211 (+1)
Kyle Kopsick	2009	Gary Koch Invitational	72-63-66--201 (-15)
Will McCurdy	2010	Tiger Shootout	70-74--144 (E)
John Stembridge	2010	Bluegrass Invitational	71-65-70--206 (-7)
Niclas Carlsson	2010	Jerry Pate National	64-68-70--202 (-8)
Blayne Barber	2010	Bridgestone Collegiate	71-66-65--202 (-14)
Dominic Bozzelli	2011	U.S. Collegiate	67-73-70--210 (-6)
Dominic Bozzelli	2012	Gator Invitational	68-64-70--202 (-8)
Niclas Carlsson	2012	Hootie at Bulls Bay	70-70-71--211 (-5)
Jake Mondy	2012	The McLaughlin	67-68-67--202 (-8)
Dominic Bozzelli	2013	Amer Ari Invitational	70-68-67--205 (-11)
Niclas Carlsson	2013	Mobile Bay Intercollegiate	71-71-70--212 (-4)
Niclas Carlsson	2014	Hootie at Bulls Bay	70-73-66--209 (-7)
Matt Gilchrest	2014	Bluegrass Invitational	68-68-71--207 (-9)
Blake Messer	2014	USA Individual	72-74-70--216 (+3)
Matt Gilchrest	2015	Mobile Sports Intercollegiate	74-67-70--211 (-5)
Michael Johnson	2015	Tiger Invitational	72-66-70--208 (-8)
Dan Stringfellow	2015	Schenkel Invitational	70-65-69--204 (-12)
Michael Johnson	2015	Gary Koch Invitational	70-69-69--208 (-3)
Michael Johnson	2015	Primland Collegiate	64-65--129 (-15)
Will Long	2015	U.S. Collegiate Championship	68-68-74--210 (-6)
Graysen Huff	2015	ASU Fall Beach Classic	71-69--140 (-4)
Ryan Benton	2015	USA Individual Tournament	73-70-70--213 (E)
Michael Johnson	2016	Mobile Sports Authority Invitational	66-68-68--202 (-14)
Trace Crowe	2016	USA Individual Tournament	68-70-68--206 (-7)
Michael Johnson	2016	Schenkel Invitational	68-65-70--203 (-13)
Trace Crowe	2017	Gary Koch Invitational	75-66-66--207 (-9)
Trace Crowe	2018	Gary Koch Invitational	69-63-68--200 (-16)
Brandon Mancheno	2018	NCAA Championship	72-66-71-72--281 (-7)



TEAM TOURNAMENT TITLES (79)


DATE	TOURNAMENT	SITE	HOST	PAR	YARDS	SCORE	MARGIN	RUNNER-UP
April 19, 1974	Troy Invit.	Olympic Spa				300	4	St. Bernard
April 12-13, 1974	Southern Junior-Senior					759	1	Alabama
Feb. 27-29, 1976	Seminole Inter.	Seminole GC	Florida State			874	2	Florida State
1976	SEC Championship	Decatur, Ala.	SEC			1,091		
March 15-17, 1978	Alabama Inter.	Indian Pines	Auburn			878	8	Alabama
March 30-April 1, 1979	Southern Junior-Senior	Stillwaters				856	2	Georgia
March 21-23, 1979	Alabama Inter.	Rolling Hills GC	Troy			900	12	Alabama
March 1980	Alabama Inter.	Rolling Hills GC	Troy			876	5	Troy
Nov 16-18, 1979	Dixie Inter.	Bull Creek GC	Columbus College			876	7	Georgia
May 13-16, 1981	SEC Championship	West Lake CC				884	1	Tennessee
Oct. 25-27, 1981	Spring Hill Invit.	Mobile, Ala.	Spring Hill College			567	19	Troy
October 1982	Spring Hill Invi.	Mobile, Ala.	Spring Hill College			562	14	SW Louisiana
April 11-14, 1985	Alabama Inter.	Tuscaloosa, Ala.	Alabama			844	9	Alabama Red
Oct. 11-14, 1984	Hart Invit.	Terri Pines CC				883	6	Montevallo
April 13, 1986	Alabama Inter.	Tuscaloosa, Ala.	Alabama			849	9	Alabama
April 29-May 1, 1988	Billy Hitchcock	Saugahatchee CC	Auburn	72	6,750	861	2	Georgia
Oct. 7-9, 1988	Stanford U.S. Collegiate	Stanford GC	Stanford	71		875	tie	Fresno State
Oct. 28-30, 1988	Alabama Inter.	Spring Hill College GC	Spring Hill College	72		839	34	Alabama
Oct. 27-29, 1989	Alabama Inter.	Cotton Creek Club	UAB			850	18	South Alabama
May 24-26, 1990	NCAA East Regional	Savannah Resort and CC		72	7,000	848	3	Florida
Nov. 2-4, 1990	Alabama Inter.	Willow Point CC	UAB	72		896	3	Jacksonville State
Oct. 5-7, 1991	Tournament of Champions	Holston Hills CC	Tennessee	72		869	11	Georgia
Oct. 21-22, 1991	Dixie Inter.	Bull Creek GC	Columbus College	72		854	7	Columbus College
Oct. 25-27, 1991	Alabama Inter.	Bent Brook CC	UAB	72		848	2	Alabama
Oct. 30-31, 1993	Trojan Classic	Auburn Links	Troy State	72	6,850	595	5	South Alabama
March 24-26, 1995	Southeastern Inter.	Lagoon Park GC	Alabama	72	6,773	860	4	Tulsa
April 21-23, 1995	Billy Hitchcock Inter.	Saugahatchee CC	Auburn	72	6,552	855	5	Tennessee
April 12-13, 1996	Billy Hitchcock Inter.	Saugahatchee CC	Auburn	72	6,689	852	3	Alabama
Feb. 21-23, 1996	John Burns Inter.	Kaneohe Klipper GC	Hawaii	72	6,700	888	3	New Mexico
April 11-12, 1997	Billy Hitchcock	Saugahatchee CC	Auburn	72	6,689	862	12	LSU
May 15-17, 1997	NCAA East Regional	The Homestead	Virginia Tech	70	6,566	873	7	Clemson
April 4-6, 1997	Carpet Capital Collegiate	The Farm	Georgia Tech	72	6,896	887	1	Texas
Oct. 14-15, 1996	Memphis Kroger Inter.	Colonial CC	Memphis	72	6,760	870	4	Miss. State
Oct. 28-29, 1996	CC of Louisiana	CC of Louisiana	LSU	72	7,016	865	1	Miss. State
April 8-10, 1999	Billy Hitchcock	Saugahatchee CC	Auburn	72	7,259	848	18	South Carolina
March 17-19, 2000	Alabama Spring Invit.	Lagoon Park GC	Alabama	72	6,773	850	12	Middle Tenn. St.
April 7-9, 2000	Billy Hitchcock	Saugahatchee CC	Auburn	72	7,259	859	14	Miss. State
May 8-9, 2000	Atlanta Inter.	Eagles Landing GC	Georgia State	72	6,950	871	9	Florida
April 6-8, 2001	Billy Hitchcock	Saugahatchee CC	Auburn	72	6,689	851	1	Georgia State
April 5-7, 2002	Billy Hitchcock	Saugahatchee CC	Auburn	72	6,689	861	6	SE Louisiana



TEAM TOURNAMENT TITLES (79)

DATE	TOURNAMENT	SITE	HOST	PAR	YARDS	SCORE	MARGIN	RUNNER-UP
April 19-21, 2002	SEC Championship	Seaside GC	SEC	70	6,945	857	7	Florida
May 9-10, 2002	Atlanta Inter.	Eagles Landing GC	Georgia State	72	6,899	856	5	Florida
March 2-3, 2003	Palencia Invitational	Palencia Club	North Florida	72	6,917	880	8	Georgia State
March 14-16, 2003	Rehling Invitational	Capstone Club	Alabama	71	6,999	857	12	Alabama
April 20, 2003	AU Club Multi-Match	AU Club	Auburn	72	7,038	283	4	Georgia
April 9-11, 2004	Billy Hitchcock	Saugahatchee CC	Auburn	72	7,038	859	5	Jacksonville State
April 8-10, 2005	Billy Hitchcock	AU Club	Auburn	72	7,038	861	24	Memphis
April 7-9, 2006	Billy Hitchcock	AU Club	Auburn	72	7,207	860	21	Charlotte
March 4-6, 2007	Seminole Inter.	Golden Eagle CC	Florida State	72	6,635	865	5	North Carolina
Feb. 20-22, 2008	John Burns Inter.	Leilehua GC	Hawaii	72	6,916	820	11	Texas A&M
March 15, 2010	Tiger Shootout	AU Club	Auburn	72	7,207	592	37	UL-Monroe
March 19-21, 2010	Schenkel E-Z-Go	Forest Heights CC	Ga. Southern	72	6,945	862	1	North Florida
Oct. 11-12, 2010	Jerry Pate National	Old Overton GC	Alabama	71	6,936	829	7	Florida
March 18-20, 2011	E-Z-GO Schenkel Invitational	Forest Heights CC	Ga. Southern	72	6,947	848	1	Florida
April 9-10, 2011	Bluegrass Invitational	UK Big Blue GC	Kentucky	71	6,967	868	8	Kentucky
Sept. 9-11, 2011	Carpet Capital Collegiate	The Farm	Georgia Tech	72	7,012	851	5	Tennessee
Feb. 11-12, 2012	Gator Invitational	UF Golf Course	Florida	70	6,701	848	16	Arkansas
March 25-27, 2012	Hootie at Bulls Bay	Bulls Bay Golf Club	College of Charleston	72	7,363	854	9	Virginia
Sept. 15-16, 2012	The McLaughlin	Bethpage State Park	St. John's	70	6,782	830	11	Louisville
Feb. 18-19, 2013	Mobile Bay Classic	Magnolia Grove	USA	72	7,212	861	4	LSU
March 4-5, 2013	Samford Intercollegiate	Hoover CC	Samford	72	7,000	865	11	Vanderbilt
Feb. 17-18, 2014	Mobile Bay Intercollegiate	Magnolia Grove	USA	72	7,212	858	6	Kentucky
March 10-11, 2014	Tiger Invitational	Grand National	Auburn	72	7,149	842	19	Kennesaw State
March 23-25, 2014	Hootie at Bulls Bay	Bulls Bay Golf Club	College of Charleston	72	7,363	852	3	South Carolina
Feb. 23-24, 2015	Mobile Sports Authority Int	Crossings Course	South Alabama	72	7,151	861	8	South Alabama
March 8-10, 2015	Tiger Invitational	Grand National	Auburn	72	6,488	839	28	Troy
March 20-21, 2015	Schenkel Invitational	Forest Heights CC	Ga. Southern	72	6,962	823	1	Vanderbilt
Sept. 11-13, 2015	Carpet Capital Collegiate	The Farm GC	Georgia Tech	72	7,012	868	9	Clemson
Oct. 18-20, 2015	US. Collegiate Championship	GC of Georgia		72	7,017	855	tie	Wake Forest
Feb. 22-23, 2016	Mobile Sports Authority Int.	Crossings Course	South Alabama	72	7,212	838	14	Chatanooga
March 11-13, 2016	Seminole Intercollegiate	Southwood GC	Florida State	72	7,172	850	2	Florida State
Sept. 19-20, 2016	Inverness Intercollegiate	Inverness	Toledo	71	7,323	843	3	Duke
Oct. 3-4, 2016	Jerry Pate National	Old Overton GC	Alabama	70	7,204	840	1	UNLV
March 5-7, 2017	Tiger Invitational	Grand National	Auburn	72	7,149	851	5	Troy
April 10-11, 2017	Gary Koch Invitational	Gaston Country GC	Auburn	72	7,042	846	8	NC State
Feb. 16-18, 2018	All-American	GC of Houston	Houston	72	7,067	822	16	Baylor
March 4-6, 2018	Tiger Invitational	Grand National	Auburn	72	7,149	839	25	Georgia State
March 18-19, 2018	John Hayt Invitational	Sawgrass CC	North Florida	72	6,966	852	1	North Carolina
April 26-29, 2018	SEC Championship*	Seaside GC	SEC	70	7,005	848	1	Alabama


(won during match play)



HONORS AND AWARDS

ALL-AMERICANS

HONORS AND AWARDS



Blayne Barber



Dominic Bozzelli




Niclas Carlsson




Jason Dufner



Reid Edstrom



Buddy Gardner



Jimmy Green



Kevin Haefner



Jay Hobby



Michael Johnson



Bryant MacKellar



Brandon Mancheno



Jay Moseley



Jovan Rebula




Ben Schlottman



Morris Slingluff



Ricky Smallridge




Chip Spratlin



Iain Steel



Roland Thatcher



Lee Williams

AUBURN MEN'S GOLF

ALL-AMERICANS

1963	Morris Slingluff _____	HM
1976	Buddy Gardner _____	3rd
1977	Buddy Gardner _____	1st
1979	Ricky Smallridge _____	3rd
1990	Jimmy Green _____	HM
1991	Jimmy Green _____	3rd
1992	Jimmy Green _____	2nd
1995	Chip Spratlin _____	1st
	Ian Steel _____	1st
1996	Jay Hobby _____	2nd
1997	Jason Dufner _____	HM
	Bryant MacKeller _____	HM
1998	Reid Edstrom _____	HM
2000	Roland Thatcher _____	2nd
	Kevin Haefner _____	HM
2002	Kevin Haefner _____	2nd
	Lee Williams _____	HM
2003	Lee Williams _____	3rd
2005	Lee Williams _____	HM
2008	Jay Moseley _____	3rd
2011	Blayne Barber _____	2nd
2012	Blayne Barber _____	1st
	Dominic Bozzelli _____	HM
2013	Dominic Bozzelli _____	HM
2014	Niclas Carlsson _____	HM
2015	Ben Schlottman _____	HM
2016	Michael Johnson _____	1st
2018	Brandon Mancheno _____	3rd
	Jovan Rebula _____	HM

NCAA INDIVIDUAL CHAMPION

1995	Chip Spratlin
------	---------------

NCAA REGIONAL CHAMPION

1990	Jimmy Green (East Regional)
------	-----------------------------

SEC PLAYER OF THE YEAR

1995	Ian Steel
------	-----------

SEC INDIVIDUAL CHAMPION

1991	Jimmy Green
1997	Bryant MacKeller
2000	Roland Thatcher
2007	Patton Kizzire

SEC FRESHMAN OF THE YEAR

1988	Hiroshi Matsuo
1989	Jimmy Green
1990	Shane Supple
2015	Ben Schlottman
2018	Brandon Mancheno

SEC COACH OF THE YEAR

1976	Sonny Dragoin
1981	Sonny Dragoin
1995	Mike Griffin
1997	Mike Griffin
2001	Mike Griffin
2002	Mike Griffin
2018	Nick Clinard

DISTRICT III SOUTH COACH OF THE YEAR

1985	Mike Griffin
1994	Mike Griffin
1995	Mike Griffin
1997	Mike Griffin
2002	Mike Griffin

SOUTHEAST REGION COACH OF THE YEAR

2018	Nick Clinard
------	--------------

BEN HOGAN AWARD

1994	Will Blackmon
------	---------------

ALL-AMERICAN SCHOLARS

1989	Billy Edwards
1994	Will Blackmon
1995	Gary Christian
1998	Roland Thatcher
2000	Roland Thatcher
	Scott Weatherly
2001	Will Swift
2003	Lee Williams
2005	Lee Williams
2007	Jay Moseley
2008	Steven Groover
	Jay Moseley
	Glenn Northcutt
2009	Glenn Northcutt
2011	Kyle Kopsick
2012	Blayne Barber
	Michael Hebert
2013	Niclas Carlsson
	Michael Hebert
2014	Niclas Carlsson
	Daniel Stringfellow
2018	Ben Schlottman

ALL-SEC

1970	Bill McDonald _____	2nd
1972	Walt Verneville _____	2nd
1974	Bob Dumas _____	2nd
1975	Bud Smith _____	1st
1976	Buddy Gardner _____	1st
	Bud Smith _____	2nd
	Ed Davis _____	2nd
1977	Bud Smith _____	2nd
	Buddy Gardner _____	2nd
1978	Bill Bergin _____	2nd
1979	Ricky Smallridge _____	1st
	Bill Bergin _____	2nd
1980	Ricky Smallridge _____	1st
	John Fisher _____	2nd
	Bill Bergin _____	2nd
1981	John Fisher _____	1st
	Tim Krapfel _____	2nd
	Bill Bergin _____	2nd
1982	Todd Smith _____	2nd
1984	John Fridge _____	2nd
1985	John Fridge _____	2nd
	Todd Smith _____	2nd
1986	Eric Hamilton _____	2nd
	John Fridge _____	2nd
1987	Gary Emmons _____	2nd
1989	Billy Edwards _____	2nd
1990	Jimmy Green _____	2nd
1991	Jimmy Green _____	1st

1992	Jimmy Green _____	1st
1993	Rick Gehr _____	2nd
	Michael Lindsey _____	2nd
1994	Will Blackmon _____	1st
	Gary Christian _____	2nd
1995	Chip Spratlin _____	1st
	Ian Steel _____	1st
1996	Jay Hobby _____	1st
	Bryant MacKeller _____	2nd
1997	Reid Edstrom _____	1st
	Bryant MacKeller _____	1st
	Jason Dufner _____	2nd
1998	Jason Dufner _____	2nd
	Reid Edstrom _____	2nd
	Scott Weatherly _____	2nd
2000	Roland Thatcher _____	1st
	Jason Dufner _____	2nd
	Scott Weatherly _____	2nd
2001	Kevin Haefner _____	2nd
2002	Kevin Haefner _____	1st
	Lee Williams _____	1st
2003	Jay Mundy _____	2nd
	Tyler McKeever _____	2nd
	Lee Williams _____	2nd
2004	Jonathan Dismuke _____	2nd
2005	Lee Williams _____	1st
	Patton Kizzire _____	2nd
	Stuart Moore _____	2nd
	Tyler McKeever _____	2nd
2006	Stuart Moore _____	2nd
2007	Patton Kizzire _____	1st
	Glenn Northcutt _____	2nd
2008	Jay Moseley _____	1st
2010	Kyle Kopsick _____	2nd
	David Zickler _____	Freshman
2011	Blayne Barber _____	1st
	Michael Hebert _____	2nd
	Niclas Carlsson _____	Freshman
2012	Blayne Barber _____	1st
	Dominic Bozzelli _____	2nd
	Niclas Carlsson _____	2nd
	Will McCurdy _____	2nd
	Michael Johnson _____	Freshman
2013	Michael Hebert _____	2nd
	Jake Mondy _____	Freshman
2014	Niclas Carlsson _____	2nd
	Matt Gilchrest _____	2nd/Freshman
2015	Matt Gilchrest _____	1st
	Ben Schlottman _____	1st/Freshman
	Michael Johnson _____	2nd
2016	Michael Johnson _____	1st
	Jacob Solomon _____	Freshman
2017	Trace Crowe _____	2nd
2018	Brandon Mancheno _____	2nd/Freshman
	Jovan Rebula _____	2nd
	Wells Padgett _____	Freshman



HONORS AND AWARDS UNDER CLINARD

ALL-AMERICANS (10)

2009	Blayne Barber*	2nd
2011	Blayne Barber	2nd
2012	Blayne Barber	1st
	Dominic Bozzelli	HM
2013	Dominic Bozzelli	HM
2014	Niclas Carlsson	HM
2015	Ben Schlottman	HM
2016	Michael Johnson	1st
2018	Brandon Mancheno	3rd
	Jovan Rebula	HM

* Barber played for Clinard at UCF

ALL-AMERICAN SCHOLARS (8)

2011	Kyle Kopsick
2012	Blayne Barber
	Michael Hebert
2013	Niclas Carlsson
	Michael Hebert
2014	Niclas Carlsson
	Daniel Stringfellow
2018	Ben Schlottman

SEC FRESHMAN OF THE YEAR (2)

2015	Ben Schlottman
2018	Brandon Mancheno

ALL-SEC (23)

2010	Kyle Kopsick	2nd
	David Zickler	Freshman
2011	Blayne Barber	1st
	Michael Hebert	2nd
	Niclas Carlsson	Freshman
2012	Blayne Barber	1st
	Dominic Bozzelli	2nd
	Niclas Carlsson	2nd
	Will McCurdy	2nd
	Michael Johnson	Freshman
2013	Michael Hebert	2nd
	Jake Mondy	Freshman
2014	Niclas Carlsson	2nd
	Matt Gilchrest	2nd/Freshman
2015	Matt Gilchrest	1st
	Ben Schlottman	1st/Freshman
	Michael Johnson	2nd
2016	Michael Johnson	1st
	Jacob Solomon	Freshman
2017	Trace Crowe	2nd
2018	Brandon Mancheno	2nd/Freshman
	Jovan Rebula	2nd
	Wells Padgett	Freshman

ALL-REGION (24)

2011	Blayne Barber
	Niclas Carlsson
	Michael Hebert
2012	Blayne Barber
	Dominic Bozzelli
	Niclas Carlsson
	Michael Johnson
	Will McCurdy
2013	Dominic Bozzelli
	Michael Johnson
2014	Niclas Carlsson
	Matt Gilchrest
2015	Ryan Benton
	Matt Gilchrest
	Michael Johnson

	Ben Schlottman
	Dan Stringfellow
2016	Michael Johnson
	Jacob Solomon
2017	Trace Crowe
2018	Trace Crowe
	Brandon Mancheno
	Jovan Rebula
	Ben Schlottman

PALMER CUP PARTICIPANTS (4)

2011	Blayne Barber
2012	Blayne Barber
2016	Michael Johnson
2018	Jovan Rebula

TEAM WINS (29)

2010	Tiger Shootout
	Chris Schenkel Invitational
	Jerry Pate National Collegiate
2011	Chris Schenkel Invitational
	Bluegrass Invitational
	Carpet Capital Collegiate
2012	Gator Invitational
	Hootie at Bulls Bay
	The McLaughlin
2013	Mobile Bay Intercollegiate
	Samford Intercollegiate
2014	Mobile Bay Intercollegiate
	Tiger Invitational
	Hootie at Bulls Bay
2015	Mobile Sports Authority Inter.
	Tiger Invitational
	Schenkel Invitational
	Carpet Capital Collegiate
	U.S. Collegiate
2016	Mobile Sports Authority Inter.
	Seminole Intercollegiate
	Inverness Intercollegiate
	Jerry Pate National
2017	Tiger Invitational
	Gary Koch Invitational
2018	All-American Intercollegiate
	Tiger Invitational
	John Hayt Invitational
	SEC Championship

INDIVIDUAL MEDALISTS (28)

Blayne Barber (1)
Bridgestone Collegiate (2010)
Ryan Benton (1)
USA Individual (2015)
Dominic Bozzelli (3)
U.S. Collegiate (2011)
Gator Invitational (2012)
Amer Ari Invitational (2013)
Niclas Carlsson (4)
Jerry Pate National (2010)
Hootie at Bulls Bay (2012)
Mobile Bay Intercollegiate (2013)
Hootie at Bulls Bay (2014)
Trace Crowe (3)
USA Individual (2016)
Gary Koch Invitational (2017)
Gary Koch Invitational (2018)
Matt Gilchrest (2)
UK Bluegrass Invitational (2014)
Mobile Sports Authority Inter. (2015)

Graysen Huff (1)
ASU Fall Beach Classic (2015)
Michael Johnson (5)
Tiger Invitational (2015)
Gary Koch Invitational (2015)
Primland Collegiate Invit. (2015)
Mobile Sports Authority Inter. (2016)
Schenkel Invitational (2016)
Kyle Kopsick (1)
Gary Koch Inter. (2009)
Will Long (1)
U.S. Collegiate (2015)
Brandon Mancheno (1)
NCAA Championship (2018)
Will McCurdy (1)
Tiger Shootout (2010)
Blake Messer (1)
USA Individual (2014)
Jake Mondy (1)
The McLaughlin (2012)
John Stenbridge (1)
Bluegrass Invitational (2010)
Dan Stringfellow (1)
Schenkel Invitational (2015)

AMATEUR ACCOMPLISHMENTS

Blayne Barber
Florida State Am Champ. (2009)
U.S. Am Qualifier Medalist (2010)
Walker Cup (2011)
Palmer Cup (2011)
U.S. Amateur (2011)
Palmer Cup (2012)
Dominic Bozzelli
Eastern Am Champ (2010)
RDGA Match Play Finalist (2010)
New York State Am Champ (2011)
New York State Am Champ (2011)
Niclas Carlsson
World Am Team Championship (2011)
Michael Johnson
U.S. Amateur (2011)
Greystone Invitational Champ (2012)
Alabama State Am Championship (2013)
Dogwood Invitational (2013)
Palmer Cup (2016)
Ryan Knop
Orlando International Amateur (2017)
AGC Tour Championship (2017)
Will McCurdy
Palmetto Amateur Medalist (2011)
U.S. Amateur (2011)
Eastern Amateur Runner-up (2011)
Jake Mondy
Virginia State Am Champion (2012)
Wells Padgett
Southwestern Am Champion (2018)
Jovan Rebula
British Amateur Champion (2018)
Ben Schlottman
North & South Am Champion (2018)

AUBURN AT THE NCAA CHAMPIONSHIPS

1985 NCAA CHAMPIONSHIP (18)

Grenelefe Resort • Haines City, Fla.

Auburn	297-299-309--905
John Fridge	71-75-75-73--294 (T-16)
Eric Hamilton	75-73-75-74--297 (T-26)
John Wright	73-75-80--228 (--)
Carter Mize	78-79-79--236 (--)
Todd Smith	82-76-84--242 (--)

1986 NCAA CHAMPIONSHIP (22)

Bermuda Run CC • Winston-Salem, N.C.

Auburn	302-299-299--900
Eric Hamilton	72-74-75-76--297 (T-60)
Gary Emmon	79-69-78--228 (T-93)
Jody Berklich	77-78-73--228 (T-107)
John Fridge	75-80-73--228 (T-107)
Jim Curren	78-78-78--234 (T-154)

1989 NCAA CHAMPIONSHIP (T-29)

Oak Tree Country Club • Edmund, Okla.

Auburn	293-316--609
Billy Edwards	74-82--156
Jimmy Green	69-84--153
Dean Refram	75-82--157
Steve O'Neil	81-75--156
Paul Garner	75-77--152

1990 NCAA CHAMPIONSHIP (25)

Innisbrook Resort • Tarpon Springs, Fla.

Auburn	305-296-299-308-1208
Jimmy Green	73-73-73-77--296 (T-49)
Tommy Druhan	80-73-73-76--302 (T-87)
Shane Supple	75-73-77-79--304 (T-103)
Steve O'Neil	80-79-76-76--311 (T-137)
Joey Davis	77-77-77-80--311 (T-137)

1993 NCAA CHAMPIONSHIP (T-17)

Champions Club • Lexington, Ky.

Auburn	309-299-608
Bob Frazer	79-68--147 (T-84)
Joey Davis	73-76--149 (T-95)
Michael Lindsay	149 (T-95)
Rick Gehr	76-79--155 (T-126)
Chip Spratlin	81-76--157 (T-134)

1994 NCAA CHAMPIONSHIP (T-7)

Stonebridge CC • McKinney, Texas

Auburn	287-297-280-284--1148
Iain Steel	71-70-69-76--286 (T-17)
Chip Spratlin	70-73-72-75--290 (T-35)
Gary Christian	76-75-69-71--291 (T-41)
Will Blackmon	72-79-71-69--291 (T-50)
Brett Boner	74-79-71-69--293 (T-51)

1995 NCAA CHAMPIONSHIP (16)

Scarlett Course • Columbus, Ohio

Auburn	297-295-592
Chip Spratlin	67-71-70-75--283 (Champion)
Jay Hobby	77-74--151 (--)
Bryant MacKellar	78-74--152 (--)
Iain Steel	75-76--151 (--)
Gary Christian	78-77--155 (--)

1997 NCAA CHAMPIONSHIP (T-16)

Conway Farms • Chicago, Ill.

Auburn	301-288-589
Bryant MacKellar	75-69-70-70--284 (T6)
Jason Dufner	75-71--146 (T-43)
Reid Edstrom	80-70--150 (T-86)
Roland Thatcher	74-79--153 (T-118)
Ryan Cabbage	77-78--155 (T-135)

1998 NCAA CHAMPIONSHIP (10)

University Course • Albuquerque, N.M.

Auburn	290-283-285-287--1145
Reid Edstrom	75-68-71-70--284 (T-26)
Scott Weatherly	70-72-71-71--284 (T-26)
Bryant MacKellar	71-71-70-73--285 (T-29)
Jason Dufner	74-72-73-74--293 (T-65)
Roland Thatcher	76-75-73-73--297 (T-77)

2000 NCAA CHAMPIONSHIP (14)

Grand National Lake Course • Auburn, Ala.

Auburn	290-288-288-293--1159
Kevin Haefner	75-72-66-69--282 (T-15)
Jason Dufner	75-72-72-72--291 (T-53)
Scott Weatherly	71-75-74-76--296 (T-71)
Roland Thatcher	71-73-76-79--299 (76)
Jon Rusk	73-71-81-78--303 (T-79)

2002 NCAA CHAMPIONSHIP (T-28)

Scarlett Course • Columbus, Ohio

Auburn	288-287-301-306--1182
Kevin Haefner	70-72-76-74--292 (T-74)
Jay Mundy	72-69-77-75--293 (T-80)
Lee Williams	73-71-74-79--297 (T-111)
Jonathan Dismuke	73-75-79-78--305 (147)
Will Claxton	76-79-74-81--310 (155)

2003 NCAA CHAMPIONSHIP (8)

Karsten Creek • Stillwater, Okla.

Auburn	299-303-301-312--1215
Lee Williams	69-72-71-77--289 (runner-up)
Jonathan Dismuke	74-77-77-82--310 (T-56)
Tyler McKeever	81-78-71-81--311 (T-59)
Jay Mundy	87-76-82-77--322 (T-83)
Will Claxton	75-88-86-77--326 (T-86)

2004 NCAA CHAMPIONSHIP (T-21)

The Homestead • Hot Springs, Va.

Auburn	283-298-298--879
Jonathan Dismuke	68-74-75--217 (T-40)
Andrew Medley	71-75-73--219 (T-55)
Will Claxton	74-72-76--222 (T-87)
Stuart Moore	71-77-75--223 (T-95)
Matthew Myers	73-78-75--226 (T-123)

2006 NCAA CHAMPIONSHIP (T-19)

Crosswater Course • Sunriver, Ore.

Auburn	295-293-292--880
Andrew Medley	73-74-71--218 (T-39)
Glenn Northcutt	74-72-73--219 (T-50)
Patton Kizzire	76-75-71--222 (T-82)
Jay Moseley	77-72-77--226 (T-117)
Stuart Moore	72-77-78--227 (T-123)

2007 NCAA CHAMPIONSHIP (30)

Golden Horseshoe • Williamsburg, Va.

Auburn	295-291-287--873
Andrew Medley	73-74-68--215 (T-74)
Glenn Northcutt	75-71-71--217 (T-92)
Patton Kizzire	73-72-77--222 (T-127)
Steven Groover	77-74-73--224 (T-137)
Jay Moseley	74-75-75--224 (T-137)

2008 NCAA CHAMPIONSHIP (16)

The Kampen Course • West Lafayette, Ind.

Auburn	306-304-304--914
Steven Groover	78-76-74--228 (T-54)
Patton Kizzire	79-75-75--229
Gordon Strother	75-77-77--229
Jay Moseley	76-76-78--230
Glenn Northcutt	77-79-79--235

2012 NCAA CHAMPIONSHIP (T-15)

Riviera Country Club • Los Angeles, Calif.

Auburn	288-299-293--880
Blayne Barber	69-74-70--213 (T-7)
Dominic Bozzelli	69-75-71--215 (T-13)
Will McCurdy	74-76-76--226 (T-99)
Niclas Carlsson	76-77-77--230 (T-123)
Michael Johnson	81-74-76--231 (T-130)

2013 NCAA CHAMPIONSHIP (13)

Capital City Club • Atlanta, Ga.

Auburn	292-279-275--846
Dominic Bozzelli	71-67-69--204 (T-2)
Michael Johnson	72-70-69--211 (T-38)
Niclas Carlsson	76-69-69--214 (T-69)
Jake Mondy	73-73-72--218 (T-109)
Michael Hebert	77-74-71--222 (T-136)

2014 NCAA CHAMPIONSHIP (23)

Prarie Dunes • Hutchinson, Kan.

Auburn	274-292-300--866
Matt Gilchrest	67-73-74--214 (T-55)
Niclas Carlsson	68-73-76--217 (T-82)
Will Long	68-73-76--217 (T-82)
Jake Mondy	71-76-74--221 (T-113)
Daniel Stringfellow	71-73-77--221 (T-113)

2015 NCAA CHAMPIONSHIP (12TH)

Concession Golf Club • Bradenton, Fla.

Auburn	301-290-296-296--1183
Michael Johnson	78-72-73-68--291 (T-25)
Dan Stringfellow	75-72-75-79--301 (T-61)
Ben Schlottman	74-72-72-83--301 (T-61)
Matt Gilchrest	76-80-76-74--306 (T-71)
Ryan Benton	76-74-82-75--307 (T-74)

2016 NCAA CHAMPIONSHIP (T-19TH)

Eugene Country Club • Eugene, Ore.

Auburn	294-281-293--868
Matt Gilchrest	71-69-73--213 (T-20)
Michael Johnson	74-70-72--216 (T-50)
Jacob Solomon	73-71-73--217 (T-62)
Will Long	78-71-75--224 (T-118)
Ben Schlottman	76-74-75--225 (T-125)

2017 NCAA CHAMPIONSHIP (11TH)

Rich Harvest Farms • Sugar Grove, Ill.

Auburn	282-284-290-308--1164
Jovan Rebula	74-69-71-75--289 (T-23)
Jacob Solomon	67-74-73-77--291 (T-32)
Matt Gilchrest	69-72-78-78--297 (T-56)
Trace Crowe	73-71-71-82--297 (T-56)
Ryan Benton	73-72-75-78--298 (T-62)

2018 NCAA CHAMPIONSHIP (T-3*)

Rich Harvest Farms • Sugar Grove, Ill.

Auburn	300-280-290-297--1167
Brandon Mancheno	72-66-71-72--281 (T-1)
Jovan Rebula	73-69-72-76--290 (T-21)
Ben Schlottman	77-75-71-77--300 (T-57)
Trace Crowe	78-73-76-75--302 (T-65)
Wells Padgett	83-72-79-74--308 (T-77)

* T-3 in match play; 5th in stroke play

Match Play - NCAA Quarterfinals
 (5) Auburn 3, (4) Oklahoma 2
 Hale (OU) def. Rebula (AU), 4&3
 Crowe (AU) def. Cummings (OU), 1-up
 Schlottman (AU) def. Rebrand (OU), 5&4
 Mancheno (AU) def. Hirschman (OU), 3&1
 Dalke (OU) def. Padgett (AU), 4&3

Match Play - NCAA Semifinals
 (1) Oklahoma State 3, (5) Auburn 2
 Hovland (OSU) def. Rebula (AU), 4&3
 Crowe (AU) def. Wolff (OSU), 2&1
 Schlottman (AU) def. Ventura (OSU), 5&4
 Eckroat (OSU) def. Mancheno (AU), 3&2
 Bauchou (OSU) def. Padgett (AU), 4&3

INDIVIDUAL NCAA CHAMPIONSHIP PERFORMERS

Name	Rounds	Strokes	Avg.	-/Par	-Par	6Os	Best Finish
Dominic Bozzelli	6	419	69.84	5	5	2	T-2
Brandon Mancheno	4	281	70.25	4	2	1	T-1
Blayne Barber	3	213	71.00	2	2	1	T-7
Kevin Haefner	8	574	71.75	4	3	2	T-15
Bryant MacKellar	10	721	72.10	6	4	1	T-6
Reid Edstrom	6	434	72.33	3	2	1	T-26
Jovan Rebula	8	579	72.38	4	3	2	T-21
Andrew Medley	9	652	72.44	3	3	1	T-39
Scott Weatherly	8	580	72.50	4	2	0	T-26
Jacob Solomon	7	508	72.57	1	1	1	T-32
Will Blackmon	4	291	72.75	2	1	1	T-50
Iain Steele	6	437	72.83	3	3	1	T-17
Michael Johnson	13	949	73.00	6	3	2	T-25
Chip Spratlin	10	730	73.00	5	4	1	champion
Jason Dufner	10	730	73.00	4	1	0	T-43
Jake Mondy	6	439	73.17	1	-	-	T-113
Brett Boner	4	293	73.25	2	2	1	T-51
Lee Williams	8	586	73.28	4	2	1	runner-up
Will Long	6	441	73.50	1	1	1	T-82
Bob Frazier	2	147	73.50	1	1	1	T-84
Matt Gilchrest	14	1,030	73.57	4	3	3	T-20
Niclas Carlsson	9	665	73.89	3	3	3	T-69
Michael Hebert	3	222	74.00	1	1	-	T-136
Eric Hamilton	8	594	74.25	-	-	0	T-26
Gary Christian	6	446	74.33	2	2	1	T-41
Glenn Northcutt	9	669	74.33	3	2	0	T-50
Michael Lindsey	2	149	74.50	0	0	0	T-95
John Fridge	7	522	74.57	-	-	0	T-16
Daniel Stringfellow	7	522	74.58	1	0	0	T-61
Patton Kizzire	9	673	74.77	1	1	0	T-82
Jimmy Green	6	449	74.83	0	0	0	T-49
Trace Crowe	8	599	74.88	2	2	-	T-56
Roland Thatcher	10	749	74.90	1	1	0	76
Stuart Moore	6	450	75.00	2	1	0	T-95
Ben Schlottman	11	826	75.09	3	1	0	T-57
Steven Groover	6	452	75.33	0	0	0	T-137
Matthew Myers	3	226	75.33	0	0	0	T-123
Gary Emmon	3	226	75.33	-	-	1	T-93
Will McCurdy	3	226	75.33	0	0	0	T-99
Tommy Druhan	4	302	75.50	0	0	0	T-87
Jay Hobby	2	151	75.50	0	0	0	--
Jay Moseley	9	680	75.56	1	0	0	T-117
Jonathan Dismuke	11	832	75.63	1	1	1	T-40
Ryan Benton	8	605	75.63	1	0	0	T-62
Jon Rusk	4	303	75.75	0	0	0	T-79
John Wright	3	228	76.00	0	0	0	--
Jody Berklich	3	228	76.00	0	0	0	T-107
Paul Garner	2	152	76.00	0	0	0	--
Shane Supple	4	304	76.00	0	0	0	T-103
Gordon Strother	0	229	76.33	0	0	0	--
Joey Davis	6	460	76.67	0	0	0	T-95
Jay Mundy	8	615	76.88	1	1	1	T-80
Wells Padgett	4	308	77.00	1	0	0	T-77
Ryan Cabbage	2	155	77.50	0	0	0	T-135
Rick Gehr	2	155	77.50	0	0	0	T-126
Tyler McKeever	4	311	77.75	1	1	0	T-59
Steve O'Neil	6	467	77.83	0	0	0	T-137
Will Claxton	11	858	78.00	1	0	0	T-86
Jim Curren	3	234	78.00	0	0	0	T-154
Billy Edwards	2	156	78.00	0	0	0	--
Dean Refram	2	157	78.50	0	0	0	--
Carter Mize	3	236	78.66	0	0	0	--
Todd Smith	3	242	80.67	0	0	0	--

AUBURN AT THE NCAA REGIONALS

1989 NCAA EAST REGIONAL (5)

Long Bay Golf Course • Myrtle Beach, S.C.
 Auburn 291-297-306--894
 Steve O'Neil 73-72-76--221 (T-18)
 Jimmy Green 69-75-79--223 (T-25)
 Billy Edwards 80-76-74--230 (T-53)
 Dean Refram 76-78-77--231 (T-59)
 Paul Garner 73-74-87--234 (T-75)

1990 NCAA EAST REGIONAL (1)

Savannah Inn • Savannah, Ga.
 Auburn 279-286-283--848
 Jimmy Green 68-67-70--205 (Champion)
 Tommy Druhan 74-71-72--217 (T-29)
 Joey Davis 71-77-69--217 (T-29)
 Shane Supple 68-78-72--219 (T-39)
 Steve O'Neil 73-72-75--220 (T-52)

1991 NCAA EAST REGIONAL (14)

Yale GC • New Haven, Conn.
 Auburn 291-306-305--902
 Steve O'Neil 74-71-72--217 (T-16)
 Jimmy Green 70-77-72--219 (T-22)
 Fred Johansson 76-80-74--230 (T-81)
 Tommy Druhan 75-73-83--231 (T-86)
 Joey Davis 72-82-81--235 (T-104)

1992 NCAA EAST REGIONAL (13)

Seven Oaks Golf Course • Hamilton, N.Y.
 Auburn 296-312-310--918
 Jimmy Green 70-77-72--279 (T-22)
 Frederick Johansson 76-80-74--230 (T-82)
 Tommy Druhan 75-73-83--231 (T-87)
 Joey Davis 75-82-81--238 (T-108)

1993 NCAA EAST REGIONAL (6)

Birdwood GC • Charlottesville, Va.
 Auburn 86-297-291--874
 Chip Spratlin 72-73-71--216 (T-19)
 Bob Frazer 76-71-73--220 (T-37)
 Joey Davis 73-77-72--222 (T-50)
 Rick Gehr 69-79-74--222 (T-50)
 Michael Lindsay 72-76-75--223 (T-56)

1994 NCAA EAST REGIONAL (T-9)

Grand National Lake Course • Opelika, Ala.
 Auburn 304-302-293--899
 Brett Boner 78-74-72--224 (T-28)
 Will Blackmon 74-77-73--224 (T-28)
 Iain Steel 77-76-73--226 (T-45)
 Chip Spratlin 78-75-75--228 (T-51)
 Gary Christian 77-74-78--229 (T-78)

1995 NCAA EAST REGIONAL (10)

Yale University GC • New Haven, Conn.
 Auburn 292-297-298--887
 Iain Steel 69-72-75--216 (T-7)
 Bryant MacKellar 72-76-73--221 (T-37)
 Chip Spratlin 74-75-77--226 (T-63)
 Jay Hobby 77-77-73--227 (T-70)
 Gary Christian 77-74-78--229 (T-78)

1996 NCAA EAST REGIONAL (13)

Concord Monster Course • Kiamesha Lake, N.Y.
 Auburn 310-299-304--913
 Jay Hobby 76-72-75--223 (T-14)
 Bryant MacKellar 81-73-75--229 (T-22)
 Roland Thatcher 74-76-79--229 (T-22)
 Layne Savoie 79-78-75--232 (T-60)
 Jason Dufner 81-78-79--238 (T-79)

1997 NCAA EAST REGIONAL (1)

Cascades Course • The Homestead, Va.
 Auburn 291-302-280--873
 Roland Thatcher 73-73-69--215 (5)
 Jason Dufner 72-76-68-216 (T-6)
 Reid Edstrom 71-76-71--218 (T-11)
 Bryant MacKellar 75-77-72--224 (T-34)
 Brett Boner 79-82-74-235 (T-94)

1998 NCAA EAST REGIONAL (3)

Melrose GC • Daufuskie Island, S.C.
 Auburn 287-280-280--847
 Reid Edstrom 73-70-66-209 (T-5)
 Scott Weatherly 70-70-70--210 (T-7)
 Jason Dufner 71-70-71--212 (T-15)
 Roland Thatcher 73-70-75--218 (T-35)
 Bryant MacKellar 75-72-73--220 (T-45)

2000 NCAA EAST REGIONAL (8)

Glenmaura Golf Course • Moosic, Pa.
 Auburn 304-302-288--894
 Jason Dufner 77-71-73--221 (T-17)
 Kevin Haefner 74-77-71--222 (T-21)
 Roland Thatcher 77-75-72--224 (T-31)
 Scott Weatherly 76-80-72--228 (T-56)
 Jon Rusk 82-79-77--238 (T-99)

2001 NCAA EAST REGIONAL (13)

Golden Horseshoe • Williamsburg, Va.
 Auburn 294-287-279--860
 Lee Williams 75-68-67--210 (T-10)
 Kevin Haefner 73-73-70--216 (T-56)
 Will Swift 75-72-69--216 (T-56)
 Jonathan Dismuke 73-74-75--222 (T-77)
 Jay Mundy 73-84-73--230 (T-115)

2002 NCAA EAST REGIONAL (7)

Ansley Golf Club • Roswell, Ga.
 Auburn 299-298-296--893
 Kevin Haefner 74-74-71--219 (T-8)
 Jay Mundy 72-76-76--224 (T-33)
 Will Claxton 77-73-77--227 (T-60)
 Lee Williams 76-79-72--227 (T-60)
 Jonathan Dismuke 77-75-87--239 (T-106)

2003 NCAA EAST REGIONAL (10)

Auburn University Club • Auburn, Ala.
 Auburn 299-303-301-312--1215
 Lee Williams 69-72-71-77--289 (2)
 Jonathan Dismuke 74-77-77-82--310 (T-56)
 Tyler McKeever 81-78-71-81--311 (T-59)
 Jay Mundy 87-76-82-77--322 (T-83)
 Will Claxton 75-88-86-77--326 (T-86)

2004 NCAA EAST REGIONAL (6)

Yale University GC • New Haven, Conn.
 Auburn 294-286-287--867
 Jonathan Dismuke 72-69-70--211 (T-4)
 Stuart Moore 70-71-70--211 (T-4)
 Will Claxton 75-71-74--220 (T-41)
 Matthew Myers 77-75-73--224 (T-68)
 Andrew Medley 80-75-74--229 (T-90)

2005 NCAA WEST REGIONAL (13)

Stanford GC • Stanford, Calif.
 Auburn 290-295-284--869
 Lee Williams 71-70-72--213 (T-15)
 Stuart Moore 72-74-71--217 (T-39)
 Patton Kizzire 75-75-69--219 (T-56)
 Tyler McKeever 72-79-72--223 (T-77)
 Matthew Myers 75-76-74--225 (T-88)

2006 NCAA EAST REGIONAL (8)

Lake Nona GC • Orlando, Fla.
 Auburn 296-294-289--879
 Patton Kizzire 74-74-71--219 (T-18)
 Stuart Moore 74-74-73--221 (T-26)
 Jay Moseley 72-71-78--221 (T-26)
 Glenn Northcutt 76-75-72--223 (T-44)
 Andrew Medley 77-81-73--231 (T-95)

2007 NCAA EAST REGIONAL (T-2)

Golf Club of Georgia • Alpharetta, Ga.
 Auburn 293-284-290--867
 Patton Kizzire 71-72-69--212 (5)
 Glenn Northcutt 77-67-69--213 (6)
 Steven Groover 72-73-77--222 (T-32)
 Jay Moseley 75-72-78--225 (T-56)
 Jamie Bowen 75-81-75--231 (T-93)

2008 NCAA EAST REGIONAL (6)

Council Fire GC • Chattanooga, Tenn.
 Auburn 281-277-282--840
 Glenn Northcutt 67-70-70--207 (T-8)
 Patton Kizzire 71-69-70--210 (T-23)
 Jay Moseley 75-70-69--214 (T-47)
 Gordon Strother 72-68-76--216 (T-65)
 Steven Groover 71-76-73--220 (T-94)

2009 NCAA SOUTHWEST REGIONAL

Univ. of Texas Golf Club • Austin, Texas
 Cole Moreland 78-75-70--223 (T-23)
 Glenn Northcutt 75-74-76--225 (T-31)

2010 NCAA CENTRAL REGIONAL (T-9)

Traditions Club • Bryan, Texas
 Auburn 288-290-302--880
 Will McCurdy 72-70-72--214 (T-11)
 Cole Moreland 69-73-76--218 (T-20)
 John Stembridge 71-76-75--222 (T-36)
 David Zickler 76-75-79--230 (T-57)
 Kyle Kopsick 80-72-79--231 (T-60)

2011 NCAA CENTRAL REGIONAL (8)

Colorado National • Erie, Colo.

Auburn	280-287-294--861
Blayne Barber	72-67-73--212 (-4) (T-9)
Niclas Carlsson	67-71-74--212 (T-9)
Dominic Bozzelli	74-75-69--218 (T-41)
Michael Hebert	71-74-78--223 (T-58)
Kyle Kopsick	70-76-78--224 (T-60)

2012 NCAA EAST REGIONAL (3)

Grandover Resort • Greensboro, N.C.

Auburn	296-292-286--874
Blayne Barber	73-68-73--214 (4)
Dominic Bozzelli	76-70-70--216 (T-5)
Niclas Carlsson	74-76-71--221 (T-16)
Will McCurdy	76-78-72--226 (T-39)
Michael Johnson	73-79-78*--230 (T-55)

2013 NCAA EAST REGIONAL (T-2)

Ohio State Golf Club • Columbus, Ohio

Auburn	293-293-286--872
Dominic Bozzelli	71-74-69--214 (T-2)
Michael Johnson	72-73-71--216 (T-7)
Niclas Carlsson	75-76-71--222 (T-25)
Jake Mondy	75-70-77--222 (T-25)
Michael Hebert	78-76-75--229 (T-25)

2014 NCAA AUBURN REGIONAL (3)

AU Club • Auburn, Ala.

Auburn	294-292-292--878
Niclas Carlsson	70-72-73--215 (T-7)
Will Long	74-73-69--216 (T-11)
Jake Mondy	75-74-73--222 (27)
Matt Gilchrest	75-77-77--229 (T-52)
Daniel Stringfellow	81-73-80--234 (T-62)

2015 NCAA LUBBOCK REGIONAL (4)

The Rawls Course • Lubbock, TX

Auburn	280-285-280--845
Daniel Stringfellow	71-71-67--209 (T-7)
Ryan Benton	70-71-68--209 (T-7)
Michael Johnson	69-73-72--214 (T-30)
Ben Schlottman	76-70-73--219 (T-54)
Matt Gilchrest	70-76-77--223 (T-63)

2016 NCAA TUSCALOOSA REGIONAL (5)

Ol' Colony • Tuscaloosa, Ala.

Auburn	294-290-283--867
Will Long	73-71-71--215 (T-10)
Jacob Solomon	76-70-70--216 (T-14)
Michael Johnson	69-76-71--216 (T-14)
Ben Schlottman	76-74-71--221 (T-30)
Matt Gilchrest	76-75-72--223 (T-36)

2017 NCAA WEST LAFAYETTE REGIONAL (2)

Kampen Course • West Lafayette, Ind.

Auburn	292-287-296--875
Matt Gilchrest	74-70-70-214 (T-3)
Jovan Rebula	72-70-81--223 (T-21)
Jacob Solomon	74-72-79--225 (T-31)
Trace Crowe	72-82-75--229 (T-49)
Ryan Benton	83-75-72--230 (T-54)

2018 NCAA NORMAN REGIONAL (T-4)

Jimmie Austin OU Club • Norman, Okla.

Auburn	288-285-288--861
Trace Crowe	70-69-72--211 (T-7)
Brandon Mancheno	75-72-69--216 (T-21)
Ben Schlottman	70-74-72--216 (T-21)
Wells Padgett	73-73-75--221 (T-39)
Jovan Rebula	75-71-76--222 (T-44)

INDIVIDUAL NCAA REGIONAL PERFORMERS

Name	Rounds	Strokes	Avg.	-/Par	-Par	6Os	Best Finish
Blayne Barber	6	426	71.00	3	2	2	4
Reid Edstrom	6	427	71.17	2	2	1	T-5
Will McCurdy	3	214	71.33	3	1	0	T-11
Lee Williams	12	859	71.58	7	5	3	T-4
Patton Kizzire	12	860	71.66	8	6	3	5
Will Long	6	431	71.83	3	3	1	T-10
Brandon Mancheno	3	216	72.00	2	1	1	T-21
Dominic Bozzelli	9	648	72.00	5	5	2	T-2
Gordon Strother	3	216	72.00	1	1	1	T-65
Will Swift	3	216	72.00	1	1	1	T-56
Jimmy Green	12	866	72.16	7	3	3	Medalist
Glenn Northcutt	12	868	72.33	6	5	3	6
Ben Schlottman	9	656	72.89	4	3	0	T-21
Michael Johnson	12	876	73.00	6	4	2	T-7
Kevin Haefner	9	438	73.00	2	1	0	T-21
Stuart Moore	6	438	73.00	1	1	1	T-26
Scott Weatherly	6	438	73.00	3	3	0	T-7
Shane Supple	3	219	73.00	1	1	1	T-3
Steve O'Neil	9	658	73.11	1	0	0	T-16
Ryan Benton	6	439	73.17	4	3	1	T-7
Trace Crowe	6	440	73.33	4	2	1	T-7
Niclas Carlsson	12	880	73.33	6	4	1	T-7
Bob Frazer	3	220	73.33	1	1	0	T-37
Jay Moseley	9	660	73.33	5	2	1	T-26
Jacob Solomon	6	441	73.50	3	2	2	T-14
Cole Moreland	6	441	73.50	1	1	1	T-20
Wells Padgett	3	221	73.67	0	0	0	T-39
Steven Groover	6	442	73.67	2	0	0	T-32
Iain Steele	6	442	73.67	1	1	1	T-7
Roland Thatcher	12	886	73.83	2	2	1	5
Daniel Stringfellow	6	443	73.83	3	3	1	T-7
Jason Dufner	12	887	73.91	5	4	1	T-6
Jake Mondy	6	444	74.00	1	1	0	T-25
Rick Gehr	3	222	74.00	1	1	1	T-50
John Stembridge	3	222	74.00	1	1	0	T-36
Matt Gilchrest	12	889	74.08	4	3	0	T-3
Jovan Rebula	6	445	74.17	3	2	0	T-21
Michael Lindsay	3	223	74.33	1	0	0	T-56
Chip Spratlin	9	670	74.44	2	1	0	T-19
Will Claxton	9	671	74.55	1	0	0	T-41
Will Blackmon	3	224	74.67	0	0	0	T-28
Jay Mundy	9	672	74.67	3	2	0	T-33
Jonathan Dismuke	12	898	74.83	2	1	1	T-4
Bryant McKellar	9	674	74.89	0	0	0	T-22
Jay Hobby	6	450	75.00	1	0	0	T-14
Michael Hebert	6	452	75.33	1	1	0	T-25
Will McCurdy	3	226	75.33	0	0	0	T-39
Tommy Druhan	9	679	75.44	0	0	0	T-29
Matthew Myers	6	454	75.67	0	0	0	T-68
Kyle Kopsick	6	455	75.83	1	1	0	T-60
Joey Davis	12	912	76.00	4	2	1	T-29
Gary Christian	6	458	76.33	0	0	0	T-78
Brett Boner	6	459	76.50	1	0	0	T-28
Tyler McKeever	6	459	76.50	0	0	0	T-77
Billy Edwards	3	230	76.67	0	0	0	T-53
David Zickler	3	230	76.67	0	0	0	T-57
Fred Johansson	6	460	76.67	0	0	0	T-81
Andrew Medley	6	460	76.67	0	0	0	T-90
Jamie Bowen	3	231	77.00	0	0	0	T-93
Dean Refram	3	231	77.00	0	0	0	T-59
Layne Savoie	3	232	77.33	0	0	0	T-60
Paul Garner	3	234	78.00	0	0	0	T-75

AUBURN AT THE SEC CHAMPIONSHIP

Year	Team Finish	Score	Individual Low (Finish)	Score	Location
1961	6th	-	-	-	Athens, Ga.
1964	10th	-	-	-	Athens, Ga.
1965	8th	-	-	-	Athens, Ga.
1966	4th	-	-	-	Baton Rouge, La.
1967	7th	-	-	-	Gainesville, Fla.
1968	3rd	-	-	-	Knoxville, Tenn.
1969	5th	-	-	-	Athens, Ga.
1970	5th	-	-	-	Callaway Gar., Ga.
1971	6th	-	-	-	Callaway Gar., Ga.
1972	7th	-	-	-	Callaway Gar., Ga.
1973	6th	-	-	-	Callaway Gar., Ga.
1974	3rd	-	-	-	Dothan, Ala.
1975	T-4th	-	-	-	Dothan, Ala.
1976	1st	-	-	-	Decatur, Ala.
1977	6th	-	-	-	Decatur, Ala.
1978	5th	-	-	-	Birmingham, Ala.
1979	3rd	-	-	-	Birmingham, Ala.
1980	2nd	-	-	-	Augusta, Ga.
1981	1st	-	-	-	Augusta, Ga.
1982	6th	-	-	-	Augusta, Ga.
1983	8th	-	-	-	Augusta, Ga.
1984	6th	-	-	-	Augusta, Ga.
1985	5th	-	-	-	Florence, Ala.
1986	4th	-	-	-	Florence, Ala.
1987	6th	-	-	-	Florence, Ala.
1988	5th	-	-	-	Florence, Ala.
1989	5th	902	Steve O'Neil (T-7th)	222	Louisville, Ky.
1990	5th	878	Steve O'Neil (5th)	215	Jackson, Miss.
1991	2nd	866	Jimmy Green (1st)	205	West Point, Miss.
1992	2nd	882	Fred Johansson (T-3rd)	215	St. Francisville, La.
1993	5th	888	Rick Gehr (T-12th)	218	Jacksonville, Fla.
1994	T-2nd	875	Will Blackmon (T-4th)	215	Fairfield Glade, Tenn.
1995	2nd	857	Chip Spratlin (2nd)	210	Nashville, Tenn.
1996	7th	881	Jay Hobby (T-10th)	216	Birmingham, Ala.
1997	2nd	880	Bryant MacKellar (1st)	210	Opelika, Ala.
1998	6th	581 (2)	Bryant MacKellar (T-7th)	142 (2)	Athens, Ga.
1999	6th	932	Kevin Haefner (T-19th)	232	Lexington, Ky.
2000	2nd	854	Roland Thatcher (1st)	208	Killen, Ala.
2001	3rd	861	Jay Mundy (T-6th)	214	Sea Island, Ga.
2002	1st	857	Jay Mundy (3rd)	212	Sea Island, Ga.
2003	2nd	862	Will Claxton (3rd)	210	Sea Island, Ga.
2004	3rd	859	Andrew Medley (T-8th)	213	Sea Island, Ga.
2005	2nd	877	Tyler McKeever (6th)	218	Sea Island, Ga.
2006	5th	857	Stuart Moore (10th)	211	Sea Island, Ga.
2007	3rd	874	Patton Kizzire (1st)	211	Sea Island, Ga.
2008	T-8th	903	Jay Moseley (T-22nd)	219	Sea Island, Ga.
2009	12th	903	Kyle Kopsick (T-37th)	224	Sea Island, Ga.
2010	7th	880	Cole Moreland (T-12th)	214	Sea Island, Ga.
2011	7th	872	Blayne Barber (T-14th)	216	Sea Island, Ga.
2012	2nd	834	Blayne Barber (T-3rd)	206	Sea Island, Ga.
2013	3rd	860	Michael Hebert (T-5th)	211	Sea Island, Ga.
2014	3rd	829	Niclas Carlsson (T-5th)	205	Sea Island, Ga.
2015	T-4th	833	Ben Schlottman (2nd)	202	Sea Island, Ga.
2016	6th	865	Matt Gilchrest (3rd)	210	Sea Island, Ga.
2017	T-9th	856	Matt Gilchrest (T-18th)	212	Sea Island, Ga.
2018	T-4th/1st*	848	Crowe (T-3rd)	207	Sea Island, Ga.

(won match play)

ALL-TIME RESULTS

ALL-TIME EVENT APPEARANCES

ALABAMA INTERCOLLEGIATE

1973	2/10	1992	4/12	2010	5/12
1974	4/9	1993	T-4/12	2011	1/12
1977	1/9	1994	2/12	2012	14/15
1980	1/10	1995	1/12	2013	6/14
1981	2/18	1996	1/12	2014	T-3/14
1985	1/10	1997	1/12	2015	1/15
1986	T-3/13	1998	2/12	2016	2/15
1987	3/12	1999	1/12	2017	3/15
1988	1/12	2000	1/12		
1989	1/12	2001	1/12		
1990	1/13	2002	1/12		
1991	1/12	2003	5/12		

ALABAMA INVITATIONAL

1972	4/11
1973	4/13
1974	3/12
1997	2/18
1998	3/18
1999	6/18
2000	1/18

THE ALL-AMERICAN

2017	5/18
2018	1/18

ALL-AMERICAN INTERCOLLEGIATE (BEST BALL)

1982	10/12
------	-------

AMER ARI INVITATIONAL

2013	8/19
2014	6/20
2015	T-8/18
2016	10/19
2017	13/21
2018	5/18

ATLANTA INTERCOLLEGIATE

2000	1/11
2002	1/13
2003	7/12
2004	9/12

AUGUSTA STATE INVITATIONAL

2007	14/18
------	-------

BARNETT BANK INVITATIONAL

1990	5/18
------	------

BENT BROOK BLAZER

1993	2/18
------	------

BILLY HITCHCOCK INTERCOLLEGIATE

1988	1/12
1989	T-4/12
1990	2/12
1991	3/12

1992	4/12
1993	T-4/12
1994	2/12
1995	1/12
1996	1/12
1997	1/12
1998	2/12
1999	1/12
2000	1/12
2001	1/12
2002	1/12
2003	5/12
2004	1/12
2005	1/12
2006	1/11

BANDON DUNES CHAMPIONSHIP

2017	T-8/16
------	--------

BRIDGESTONE INTERCOLLEGIATE

2010	2/14
------	------

BLUEGRASS INVITATIONAL

2010	2/24
2011	1/18

BOILERMAKER INVITATIONAL

--	4/15
----	------

BORDER OLYMPICS

2009	5/16
------	------

BUCKEYE FALL CLASSIC

1985	5/19
------	------

CAPITAL CITY CLUB COLLEGIATE

2014	3/4
------	-----

CARPET CAPITAL COLLEGIATE

1989	8/15
1990	4/18
1991	13/18
1993	13/16
1994	8/16
1995	5/15
1996	5/15
1997	1/18
1998	4/18
1999	16/18
2000	5/15
2001	8/15
2002	16/18
2003	T-9/18
2004	6/18
2005	11/18
2006	15/18
2007	4/18
2008	T-12/18
2009	4/12

COCA-COLA C.C. OF JACKSON INTERCOLLEGIATE

1982	T-2/26
1983	5/15
1987	8/15

COCA-COLA TOURNAMENT OF CHAMPIONS

--	6/15
----	------

COLUMBUS INVITATIONAL

1970	8/8
------	-----

C.C. OF LOUISIANA INTERCOLLEGIATE

1994	6/12
1995	2/11
1996	1/12
1997	5/13
1998	7/11
2000	6/12
2001	2/15
2004	7/14

CYPRESS GARDENS INVITATIONAL

1976	9/17
1977	13/16
1978	5/17
1979	12/18

DAVID TOMS INTERCOLLEGIATE

2009	9/14
------	------

DESERT INTERCOLLEGIATE

2012	3/24
------	------

DIXIE INTERCOLLEGIATE

1971	19/22
1972	16/21
1973	8/22
1974	6/21
1975	6/16
1976	4/18
1977	7/20
1978	8/33
1979	1/25
1980	9/21
1981	4/18
1982	7/26
1983	17/24
1984	T-2/27

1985	4/18	GATOR INVITATIONAL	1993	2/12	
1987	6/18	1978	T-8/15	1994	2/12
1988	T-4/18	1981	9/21	1995	7/12
1991	1/18	1982	9/18	1996	8/12
1992	2/18	1983	9/19	1997	T-3/12
1994	T-2/12	1984	T-12/21	1998	12/12
		1991	7/27	2000	11/12
EAGLE INVITATIONAL		1992	8/25	2001	6/12
1990	2/15	2011	2/14	2002	9/12
1991	7/13	2012	1/14	2003	11/12
1992	T-7/12			2004	3/12
		GENERAL HACKLER CHAMPIONSHIP		2005	8/12
E-Z-GO SCHENKEL INVITATIONAL		2011	3/17	2006	7/12
1973	T-13/22			2007	4/12
1974	T-6/20	G.C. OF GEORGIA COLLEGIATE		2008	2/12
1975	10/19	2016	10/17	2009	7/12
1976	6/18			2010	1/12
1977	6/18	GOLF WORLD COLLEGIATE		2011	4/12
1978	T-11/21	1990	13/18	2012	3/12
1980	15/22	1994	13/18	2013	5/12
1981	12/22			2015	3/11
1982	T-9/18	GRANDFATHER INVITATIONAL		2016	1/12
1983	12/18	1980	2/16	2017	2/12
1984	11/18				
1985	T-7/18	HART INVITATIONAL		JIM CORBETT INVITATIONAL	
1986	T-10/18	1984	1/7	1978	14/15
1987	14/18				
1988	T-10/16	HENRY HOMBERG INTERCOLLEGIATE		JOHN BURNS INTERCOLLEGIATE	
1989	14/18	1987	10/18	1990	7/23
2001	11/15			1991	11/23
2002	13/15	HOOTIE AT BULLS BAY		1993	T-2/22
2003	5/15	2005	3/15	1994	7/20
2004	15/15	2006	15/15	1995	T-5/18
2005	2/15	2008	7/15	1996	1/21
2006	4/15	2009	7/15	1997	4/22
2007	3/18	2011	T-3/15	1998	13/20
2008	T-12/18	2012	1/15	1999	T-11/20
2009	1/15	2013	8/15	2000	11/18
2011	1/15	2014	1/15	2001	2/19
2012	T-3/14	2015	T-5/15	2002	2/20
		2016	3/15	2003	6/18
FARMLINKS MATCH PLAY		2017	T-3/15	2005	5/22
2016	2/4	2018	T-6/15	2006	7/19
				2007	6/22
FOREST HILLS INVITATIONAL		HOUSTON LAKE INVITATIONAL		2008	1/21
1980	4/28	1973	3/11	2009	8/17
1981	15/18				
1982	10/18	IGT/UNLV REBEL CLASSIC		JOHN HAYT INVITATIONAL	
1983	9/18	1995	11/15	2011	2/15
1984	8/18			2018	1/15
1990	5/15	IMPERIAL LAKES		JUNIOR-SENIOR INVITATIONAL	
1992	T-8/18	1985	T-2/21	1971	T-2/16
		1986	3/21	1972	4/10
FURMAN INTERCOLLEGIATE		1987	T-20/22	1973	7/10
1977	1/27	1988	T-6/21	1974	1/10
1978	15/24	1989	14/23	1975	2/10
1979	10/42	1990	12/24	1976	1/10
1980	14/21	1993	T-6/21	1977	1/12
1981	7/27	1994	13/21	1978	3/14
1982	8/25			1979	1/13
		INVERNESS INTERCOLLEGIATE		1980	T-8/16
GARY KOCH INVITATIONAL		2016	1/13	1981	8/26
2000	2/15			1982	7/16
2009	7/15	JACK NICKLAUS COLLEGIATE		1983	4/14
2010	2/12	1990	2/16	1984	3/11
2012	3/15	1992	7/12		
2013	3/14	1994	4/12	KEPLER INTERCOLLEGIATE	
2015	2/15			2002	T-6/17
2017	1/14	JERRY PATE NATIONAL			
2018	2/13	1985	2/19		
		1988	T-9/19		
		1992	T-10/12		

LAUREL-USM INVITATIONAL		2016	T-19/30	1999	T-9/15
1985	2/15	2017	11/30	2000	4/16
		2018	5*/30	2002	4/15
			(T-3rd after match play)	2003	14/15
				2005	13/15
LSU NATIONAL INVITATIONAL		NCAA EAST REGIONAL		PING TULSA INVITATIONAL	
1984	2/12	1989	T-5/19	1995	3/12
1985	5/15	1990	13/23		
1986	T-3/12	1992	13/22	PRIMLAND INVITATIONAL	
1987	9/12	1993	6/22	2014	2/9
1988	4/13	1994	T-9/21	2015	2/9
		1995	T-10/21		
MAJOR COLLEGE INVITATIONAL		1996	T-13/23	REHLING INVITATIONAL	
1970	6/8	1997	1/23	2003	1/12
1971	4/7	1998	3/23		
1974	2/6	2000	8/27	REUNION INTERCOLLEGIATE	
		2001	13/27	2009	6/15
THE MAXWELL		2002	7/27		
1999	T-5/15	2003	10/27	RICE INTERCOLLEGIATE	
2001	T-4/16	2004	6/27	2009	2/15
2005	7/11	2006	8/27		
		2007	T-2/27	RIDGES INTERCOLLEGIATE	
THE MCLAUGHLIN		2008	6/27	1998	11/14
2012	1/16	2012	3/14	1999	11/14
		2013	T-2/13	2000	T-11/14
MEMPHIS KROGER INTERCOLLEGIATE				2001	5/15
1996	1/18	NCAA AUBURN REGIONAL		2002	8/14
1997	4/18	2014	3/13	2003	14/18
				2005	2/15
MERCEDES-BENZ COLLEGIATE CHAMPIONSHIP		NCAA SOUTH CENTRAL REGIONAL		2006	6/15
2004	T-14/18	2010	T-9/14	2007	8/15
2006	10/15	2011	8/13	2008	12/14
				2009	13/15
MISSISSIPPI STATE INVITATIONAL		NCAA LUBBOCK REGIONAL		RIVER CITY INVITATIONAL	
1972	6/9	2015	4/13	1975	12/21
				1976	T-16/24
MORRIS WILLIAMS INTERCOLLEGIATE		NCAA NORMAN REGIONAL		1977	T-14/24
2007	12/14	2018	T-4/14		
2008	4/15			SAGAMORE PREVIEW	
		NCAA TUSCALOOSA REGIONAL		2014	2/14
MOBILE BAY CLASSIC		2016	5/13		
2013	1/16			SAMFORD INTERCOLLEGIATE	
2014	1/15	NCAA WEST REGIONAL		2013	1/18
2015	1/15	2005	13/27		
2016	1/15			SCHENKEL INVITATIONAL	
		NCAA WEST LAFAYETTE REGIONAL		2015	1/15
MUSIC CITY CLASSIC		2017	2/13	2016	5/14
1993	2/18				
		THE NELSON		SEMINOLE CLASSIC	
NATIONAL COLLEGIATE		1996	T-12/17	1973	12/24
1992	6/18			1974	9/22
		OLYMPIA FIELDS INVITATIONAL		1975	T-6/25
NCAA CHAMPIONSHIP		2011	T-2/15	1976	1/26
1979	24/28	2012	T-6/14	1977	3/23
1985	18/30			1978	8/25
1986	22/31	PALENCIA INVITATIONAL		1979	1/22
1989	T-29/30	2003	1/11	1980	T-9/22
1990	T-25/30			1981	13/21
1993	T-17/30	PAN AMERICAN INTERNATIONAL		1982	6/23
1995	T-16/30	1976	5/21	1983	6/21
1997	T-16/30	1979	14/26	1984	10/20
1998	10/30	1980	9/24	1985	4/21
2000	14/30			1987	--/24
2002	T-28/30	PANHANDLE INTERCOLLEGIATE		1988	9/21
2003	8/18	1983	4/12	1989	T-7/18
2004	T-21/30	1984	5/17	2007	1/15
2006	T-19/30	1986	2/15	2008	2/12
2007	30/30			2016	1/14
2008	16/30	PING/GOLF WEEK PREVIEW			
2012	T-15/30	1994	7/18		
2013	13/20	1998	15/15		
2014	23/30				
2015	12/30				

SENIOR BOWL INVITATIONAL

1970	3/8
1971	8/13
1972	5/11

SHOAL CREEK INVITATIONAL

2006	5/15
2007	3/12

SOUTHEASTERN INTERCOLLEGIATE

1970	3/8
1971	8/13
1972	5/11
1975	5/11
1980	8/21
1981	10/24
1982	T-2/26
1983	15/21
1984	14/18
1985	9/18
1986	5/18
1987	6/18
1988	5/15
1989	10/18
1990	5/15
1991	8/15
1992	6/18
1993	6/18
1994	2/18
1995	1/18
1996	8/18

SOUTHERN HIGHLANDS COLLEGIATE

2009	14/15
------	-------

SEC CHAMPIONSHIP

1961	6/10
1964	10/10
1965	8/9
1966	4/9
1967	7/10
1968	3/10
1969	5/9
1970	5/10
1971	6/10
1972	7/10
1973	6/10
1974	3/10
1975	T-4/10
1976	1/10
1977	6/10
1978	5/10
1979	3/10
1980	2/10
1981	1/10
1982	6/10
1983	8/10
1984	6/10
1985	5/10
1986	4/10
1987	6/10
1988	T-3/10
1989	5/10
1990	5/10
1991	2/10
1992	2/12
1993	5/12
1994	2/12
1995	2/12
1996	7/12
1997	2/12
1998	6/12

1999	6/12
2000	2/12
2001	3/12
2002	1/12
2003	2/12
2004	3/12
2005	2/12
2006	5/12
2007	3/12
2008	T-8/12
2009	12/12
2010	7/12
2011	7/12
2012	2/12
2013	3/14
2015	T-4/14
2016	6/14
2017	T-9/14
2018	T-4*/14

(won SEC title during match play)

SOUTHERN HIGHLANDS INTERCOLLEGIATE

2005	14/15
------	-------

SOUTHERN INTERCOLLEGIATE

1961	11/26
1966	5/17
1975	5/20
1977	18/24
1980	12/16
1981	7/24
1982	T-12/24
1983	12/26
1984	T-10/15
1985	18/20
1989	15/18

SPRING HILL COLLEGE INVITATIONAL

1981	1/11
1982	1/8
1983	2/7

STANFORD U.S. INTERCOLLEGIATE

1988	T-1/23
------	--------

TAVISTOCK INVITATIONAL

2017	5/17
------	------

THUNDERBIRD/ASU INTERCOLLEGIATE

1995	4/18
------	------

TIGER INVITATIONAL

2013	3/15
2014	1/15
2015	1/16
2016	2/18
2017	1/19
2018	1/17

TIGER SHOOTOUT

2009	1/3
------	-----

TOPY CUP

1997	T-2/12
2004	2/11

TOURNAMENT OF CHAMPIONS

1989	10/12
1990	4/15
1991	1/15
1992	3/15
1993	3/15
1994	3/15
1995	10/15
1996	3/15
1997	10/15
1998	12/14
2000	7/14
2001	2/15
2003	5/13

TRINITY FOREST INVITATIONAL

2017	T-2/13
------	--------

UK BLUEGRASS INVITATIONAL

2014	2/13
------	------

UNIVERSITY CLUB INTERCOLLEGIATE

2004	--/14
------	-------

UNLV TOYOTA COLLEGIATE

2004	14/15
------	-------

U.S. COLLEGIATE

2011	T-2/14
2012	T-9/15
2013	T-11/15
2014	6/15
2015	T-1/17

USF INVITATIONAL

2014	8/17
------	------

WOLFRUN INTERCOLLEGIATE

2013	2/14
------	------



YEAR-BY-YEAR RESULTS

GEORGE HARGREAVES

1949	(0-1-2)
L - Appalachian College T - Washington, Lee	
1950	(4-0-1)
W - Georgia Tech (2), Alabama (2) T - Georgia	
1951	(N/A)
Results not available	
1952	(3-4-0)
W - Alabama, Florida, Mercer L - Alabama, Mercer, Florida, Sewanee	
1953	(N/A)
Results not available	
1954	(N/A)
Results not available	
1955	(3-6-0)
W - Sewanee, Troy State Teachers College (2) L - Alabama (2), Florida State (2), Georgia Tech (2)	
1956	(4-6-0)
W - Alabama, Mercer, Troy State Teachers College (2) L - Alabama, Florida State (2), Georgia Tech (2), Mercer	

KEN WHEELER

1957	(5-5-0)
W - Troy State (2), Alabama, Mercer (2) L - Florida State (2), Georgia Tech (2), Alabama	

BILL PARK

1958	(7-5-0)
W - Georgia Tech, Alabama, Troy State Teachers College (2), St. Bernard, Mercer (2) L - Georgia Tech, Alabama, Florida State (2)	
1959	(5-5-1)
SEC Championship 3rd	
1960	(6-6-0)
SEC Championship 3rd	
1961	(5-8-2)
W - Vanderbilt (2) L - Florida State (2) SEC Championship 6th	
1962	(9-3-0)
W--Chattanooga, Alabama, Georgia Tech (2), Georgia (2), University of the South, Vanderbilt L--Alabama, Florida State (2) SEC Championship 2nd	

1963	(4-6-0)
W - Alabama, Chattanooga, Georgia Tech, Michigan State L--Florida State (2), Alabama, Georgia (2), Georgia Tech SEC Championship 5th	
1964	(6-6-2)
W - Michigan State, Georgia Tech, Chattanooga, Huntingdon (2), Athens College L - Georgia (2), Florida State (2), Georgia Tech, Howard T - Alabama, Howard	
1965	(4-10-1)
W - Chattanooga, Georgia State, Huntingdon, Athens L - Georgia (2), Alabama (2), Florida State (2), Huntingdon, Indiana, Georgia State, Georgia Tech T - Georgia Tech SEC Championship 8th of 9	
1966	(15-4-0)
W - Alabama (3), Tulane, Georgia State, Georgia SEC Championship 4th of 9	
1967	(11-9-0)
W - Georgia State (2), South Alabama (2), Huntingdon (2) L - Georgia (2), Georgia Tech (2), Florida (2), Alabama, Florida State T - Alabama SEC Championship 7th of 10	
1968	(15-3-0)
L - Georgia, Alabama, Florida SEC Championship 3rd of 10	
1969	(8-7-0)
W - Georgia State, Georgia Southern, Georgia, Georgia Tech L - Alabama SEC Championship 5th of 9	
1970	(15-6-1)
L - Columbus College SEC Championship 5th of 10	
1971	(7-3-0)
SEC Championship 6th of 10	
1972	(N/A)
SEC Championship 7th of 10	
1973	(10-6-0)
W - Alabama, Columbus, LaGrange (3), Sewanee, Georgia Tech (2), Georgia State, South Alabama L - Chipola, Chattanooga, Tennessee, South Alabama, Illinois, Callaway Cup All Dixie Tournament 16th Alabama Invitational 4th Seminole Intercollegiate 12th of 24 Southern Junior-Senior 7th Chris Schenkel Invitational 13th	

Houston Lake Invitational	13th
SEC Championship	6th of 10
1974	(74-22-0)
W - Columbus, Chattanooga, Samford (2), Georgia Tech (2), St. Bernard (2), Mercer, Chipola, Troy State, West Georgia, South Alabama (2) Seminole Invitational 9th of 22 Alabama Intercollegiate 3rd of 9 Southeastern Intercollegiate 5th of 13 Major College Invitational 2nd of 6 Southern Junior-Senior 1st of 10 Chris Schenkel Invitational 6th of 19 SEC Championship 3rd of 10	
1975	(N/A)
Seminole Invitational 6th of 25 Southeastern Intercollegiate 5th of 10 Southern Junior-Senior 2nd Chris Schenkel Invitational 9th of 19 Callaway Cup 5th SEC Championship 4th of 10	
1976	(N/A)
Pan American 5th Seminole Invitational 1st Southern Junior-Senior 2nd All-America Cup 9th Chris Schenkel Invitational 6th Memphis State Invitational 12th All Dixie 6th SEC Championship 1st of 10	
1977	(N/A)
Furman Invitational 1st Southern Junior-Senior 1st of 12 Callaway Cup 1st Alabama Invitational 1st Seminole Invitational 2nd All-America Cup 4th Chris Schenkel Invitational 6th SEC Championship 6th of 10	
1978	(N/A)
Alabama Intercollegiate 1st of 9 Jim Corbett Invitational 14th of 15 SEC Championship 5th of 10	
1979	(109-72-1)
Pan American Invitational 14th of 26 Seminole Invitational 1st of 22 Alabama Intercollegiate 1st of 18 Furman Invitational T-9th of 24 Southern Junior-Senior 1st of 12 Chris Schenkel Invitational 12th of 21 All-America Intercollegiate 16th of 30 SEC Championship 3rd of 10 NCAA Championship 24th of 28	

<u>1979-80</u>	<u>(122-80-1)</u>
Cypress Gardens Invitational	12th of 18
All-Dixie Invitational	1st of 25
Pan American Invitational	9th of 24
Seminole Invitational	9th of 23
Furman Invitational	14th of 21
Southern Junior-Senior	T-8th of 16
Southeastern Invitational	8th of 21
Alabama Intercollegiate	1st of 18
Chris Schenkel Invitational	15th of 22
Southern Intercollegiate	12th of 16
SEC Championship	2nd of 10
<u>1980-81</u>	<u>(174-66-0)</u>
Grandfather Invitational	2nd of 16
Forest Hills Invitational	4th of 28
All-Dixie Invitational	3rd of 15
Gator Invitational	9th of 21
Seminole Invitational	13th of 21
Furman Invitational	7th of 27
Southern Junior-Senior	8th of 26
Southeastern Invitational	10th of 24
Alabama Intercollegiate	2nd of 18
Chris Schenkel Invitational	12th of 22
Southern Intercollegiate	7th of 24
SEC Championship	1st of 10
<u>1981-82</u>	<u>(131-61-3)</u>
Augusta Invitational	15th of 18
Spring Hill Invitational	1st of 11
All Dixie Invitational	4th of 18
Gator Invitational	9th of 18
Seminole Invitational	T-6th of 23
Furman Invitational	8th of 25
Southern Junior-Senior	9th of 28
Southeastern Invitational	2nd of 26
Country Club Intercollegiate	1st of 15
Chris Schenkel Invitational	T-5th of 18
Southern Invitational	T-12th of 15
SEC Championship	6th of 10
<u>1982-83</u>	<u>(112-91-4)</u>
Forest Hills Invitational	10th of 18
Andy Bean Invitational	10th of 12
Spring Hill Invitational	1st of 8
All Dixie Invitational	7th of 26
Gator Invitational	9th of 19
Seminole Invitational	T-6th of 21
Panhandle Invitational	T-4th of 12
Southern Junior-Senior	T-4th of 14
Southeastern Invitational	15th of 21
Country Club Intercollegiate	T-5th of 15
Chris Schenkel Invitational	12th of 18
SEC Championship	8th of 10
Southern Invitational	13th of 26
<u>1983-84</u>	<u>(N/A)</u>
Augusta Invitational	9th of 18
Dixie Intercollegiate	17th of 24
Spring Hill Intercollegiate	2nd of 7
Gator Invitational	T-12th of 21
Seminole Invitational	10th
Panhandle Intercollegiate	5th of 18
Southern Junior-Senior	3rd of 11
Southeastern Intercollegiate	14th
Jackson County Club Invitational	6th of 15
Chris Schenkel Invitational	12th of 18
SEC Championship	6th of 10

MIKE GRIFFIN

<u>1984-85</u>	<u>(166-69-1)</u>
Forest Hills Invitational	8th of 18
LSU National Invitational	2nd of 12
Hart Invitational	1st of 7
Dixie Intercollegiate	T-2nd of 27
Gator Invitational	3rd of 19
Seminole Classic	4th of 21
Imperialakeland Classic	2nd of 21
Tiger Point Intercollegiate	2nd of 19
Southeastern Intercollegiate	9th of 18
Alabama Intercollegiate	1st of 10
Chris Schenkel Invitational	8th of 18
Southern Intercollegiate	18th of 20
SEC Championship	5th of 10
NCAA Championship	18th of 30
<u>1985-86</u>	<u>(143-55-2)</u>
Laurel-USM Invitational	2nd of 15
Buckeye Fall Classic	5th of 19
LSU National Invitational	5th of 15
Dixie Intercollegiate	T-4th of 18
Gator Invitational	3rd of 20
Seminole Golf Classic	6th of 20
Imperial Lakes Golf Classic	3rd of 21
Alabama Intercollegiate	1st of 10
Chris Schenkel Invitational	T-10th of 18
Panhandle Intercollegiate	2nd of 15
SEC Championship	4th of 10
NCAA Championship	22nd of 31
<u>1986-87</u>	<u>(87-90-4)</u>
LSU National Invitational	T-3rd of 12
Buckeye Fall Classic	9th of 23
Alabama Intercollegiate	T-3rd of 13
Gator Invitational	T-8th of 19
Seminole Classic	4th of 24
Imperialakes Classic	T-20th of 22
Henry Homberg Invitational	10th of 18
Southeastern Intercollegiate	6th of 18
Jackson Invitational	8th of 15
Chris Schenkel Invitational	14th of 18
SEC Championship	6th of 10
<u>1987-88</u>	<u>(102-57-7)</u>
LSU National Invitational	9th of 12
Dixie Intercollegiate	6th of 18
Alabama Intercollegiate	3rd of 12
Gator Invitational	8th of 19
Seminole Classic	T-8th of 21
Imperialakes Classic	T-6th of 21
Southeastern Intercollegiate	5th of 15
JerryPate Intercollegiate	T-9th of 19
Chris Schenkel Intercollegiate	T-10th of 18
Billy Hitchcock Intercollegiate	1st of 12
SEC Championship	T-3rd of 10
<u>1988-89</u>	<u>(115-97-6)</u>
LSU National Invitational	4th of 12
U.S. Intercollegiate	T-1st of 23
Dixie Intercollegiate	T-4th of 18
Alabama Intercollegiate	1st of 12
Gator Invitational	12th of 18
Seminole Classic	T-7th of 18
ImperialLakes Classic	14th of 23
Southeastern Invitational	10th of 18
Chris Schenkel Intercollegiate	14th of 18
Billy Hitchcock Intercollegiate	T-4th of 12
SEC Championship	5th of 10
NCAA East Regional	T-5th of 19
NCAA Championship	T-29th of 30

<u>1989-90</u>	<u>(136-89-1)</u>
Tournament of Champions	10th of 12
Carpet Capital Classic	8th of 15
Alabama Intercollegiate	1st of 10
Southern Intercollegiate	15th of 18
Barnett Bank Invitational	5th of 18
John Burns Invitational	7th of 23
ImperiaLakes Classic	12th of 24
Southeastern Intercollegiate	5th of 15
Augusta Forest Hills Classic	5th of 15
Eagle Invitational	2nd of 15
Billy Hitchcock Intercollegiate	2nd of 12
SEC Championship	5th of 10
NCAA East Regional	1st of 23
NCAA Championship	T-25th of 30
<u>1990-91</u>	<u>(107-70-1)</u>
Jack Nicklaus Intercollegiate	2nd of 16
Carpet Capital Collegiate	T-4th of 18
Tournament of Champions	4th of 15
Alabama Intercollegiate	1st of 12
Golf World/Palmetto Dunes	13th of 18
Gator Invitational	13th of 18
John Burns Intercollegiate	11th of 20
Southeastern Intercollegiate	8th of 15
Bank South Invitational	7th of 13
Billy Hitchcock Intercollegiate	3rd of 12
SEC Championship	2nd of 10
NCAA East Regional	14th of 23
<u>1991-92</u>	<u>(125-52-1)</u>
Barnett Bank Invitational	5th of 15
Alabama Intercollegiate	1st of 12
Dixie Intercollegiate	1st of 18
Carpet Capital Collegiate	13th of 18
Tournament of Champions	1st of 15
National College Invitational	6th of 18
Southeastern Invitational	6th of 18
Augusta College Invitational	T-8th of 18
Kemira Intercollegiate	4th of 12
Billy Hitchcock Intercollegiate	4th of 12
SEC Championship	2nd of 12
NCAA East Regional	13th of 22
<u>1992-93</u>	<u>(155-71-6)</u>
Jack Nicklaus Collegiate	7th of 12
Tournament of Champions	3rd of 15
Dixie Intercollegiate	2nd of 18
Jerry Pate Intercollegiate	T-10th of 12
John Burns Intercollegiate	T-2nd of 20
ImperiaLakes Classic	T-6th of 21
Southeastern Intercollegiate	6th of 18
Carpet Capital Collegiate	13th of 16
Music City Classic	2nd of 18
Brook-Blazer	2nd of 18
Billy Hitchcock Intercollegiate	T-4th of 12
SEC Championship	5th of 12
NCAA East Regional	6th of 22
NCAA Championship	T-17th of 30

1993-94	(150-49-2)
Jack Nicklaus Collegiate	4th of 12
Tournament of Champions	3rd of 15
Dixie Intercollegiate	T-2nd of 12
Jerry Pate Intercollegiate	2nd of 12
Trojan Classic	1st of 12
John Burns Intercollegiate	7th of 20
ImperiaLakes Classic	13th of 21
Southeastern Intercollegiate	2nd of 18
Carpet Capital Collegiate	8th of 16
Billy Hitchcock Intercollegiate	2nd of 12
SEC Championship	T-2nd of 12
NCAA East Regional	9th of 23
NCAA Championship	7th of 30

1994-95	(137-62-7)
The Preview	T-7th of 18
Tournament of Champions	3rd of 15
Jerry Pate Intercollegiate	2nd of 12
Country Club of Louisiana	6th of 12
Golf World/Palmetto Dunes	T-13th of 18
John Burns Intercollegiate	T-5th of 18
Southeastern Intercollegiate	1st of 18
Carpet Capital Collegiate	5th of 15
Thunderbird/ASU	4th of 18
Billy Hitchcock Intercollegiate	1st of 12
SEC Championship	2nd of 12
NCAA East Regional	T-10th of 21
NCAA Championship	T-16th of 30

1995-96	(107-58-2)
Tournament of Champions	10th of 15
PING/Tulsa Invitational	3rd of 12
Jerry Pate Intercollegiate	7th of 12
Country Club of Louisiana	2nd of 11
IGT/UNLV Rebel Classic	11th of 15
John Burns Intercollegiate	1st of 21
Blue-Gray Intercollegiate	T-8th of 18
Carpet Capital Classic	5th of 15
ASU/Thunderbird Intercollegiate	2nd of 13
ASU/Thunderbird	2nd of 13
Billy Hitchcock Intercollegiate	1st of 12
SEC Championship	7th of 12
NCAA East Regional	T-13th of 23rd

1996-97	(159-50-2)
Tournament of Champions	3rd of 15
Kroger Intercollegiate	1st of 18
Jerry Pate Intercollegiate	8th of 12
Country Club of Louisiana	1st of 12
The Nelson	T-12th of 17
Barnett Bank Invitational	10th of 15
John Burns Intercollegiate	4th of 22
Alabama Spring Invitational	2nd of 18
Carpet Capital Collegiate	1st of 18
Billy Hitchcock Intercollegiate	1st of 12
SEC Championship	2nd of 12
NCAA East Regional	1st of 23
NCAA Championship	T-16th of 30

1997-98	(146-54-4)
Topy Cup	T-2nd of 12
Tournament of Champions	T-10th of 15
Kroger Intercollegiate	4th of 18
Jerry Pate Intercollegiate	T-3rd of 12
Country Club of Louisiana	5th of 13
John Burns Intercollegiate	13th of 20
Alabama Spring Invitational	3rd of 18
Carpet Capital Classic	4th of 18
Billy Hitchcock Intercollegiate	2nd of 12
SEC Championship	6th of 12
The Maxwell	2nd of 13

NCAA East Regional	3rd of 23
NCAA Championship	10th of 30
1998-99	(55-92-2)
Ridges Intercollegiate	11th of 14
NCAA Preview	15th of 15
Tournament of Champions	12th of 14
Jerry Pate Intercollegiate	12th of 12
Country Club of Louisiana	7th of 11
John Burns Intercollegiate	11th of 20
Alabama Spring Invitational	6th of 18
Carpet Capital Collegiate	16th of 16
Billy Hitchcock Intercollegiate	1st of 11
SEC Championship	6th of 12
The Maxwell	T-5th of 15

1999-2000	(137-59-1)
Ridges Intercollegiate	6th of 15
PING/Golf Week Preview	T-9th of 18
Carpet Capital Classic	5th of 15
Jerry Pate Intercollegiate	11th of 18
Gary Koch Invitational	2nd of 15
John Burns Intercollegiate	11th of 18
Alabama Spring Invitational	1st of 18
Billy Hitchcock Intercollegiate	1st of 12
SEC Championship	2nd of 12
Atlanta Intercollegiate	1st of 11
NCAA East Regional	8th of 27
NCAA Championship	14th of 30

2000-01	(99-75-5)
Ridges Intercollegiate	T-11th of 14
Tournament of Champions	7th of 14
PING/Golf Week Preview	T-4th of 16
Carpet Capital Classic	12th of 15
Jerry Pate Intercollegiate	12th of 12
Country Club of Louisiana	6th of 12
John Burns Intercollegiate	2nd of 19
Chris Schenkel Intercollegiate	11th of 15
Billy Hitchcock Intercollegiate	1st of 12
SEC Championship	3rd of 12
The Maxwell	T-4th of 16
NCAA East Regional	13th of 27

2001-02	(134-69-2)
Ridges Intercollegiate	5th of 15
Carpet Capital Classic	8th of 15
Jerry Pate Intercollegiate	6th of 12
Tournament of Champions	2nd of 15
Country Club of Louisiana	2nd of 15
John Burns Intercollegiate	2nd of 20
Chris Schenkel Intercollegiate	13th of 15
Billy Hitchcock Intercollegiate	1st of 12
SEC Championship	1st of 12
Kepler Intercollegiate	T-6th of 17
NCAA East Regional	7th of 27
NCAA Championship	T-28th of 30

2002-03	(132-69-0)
Ridges Intercollegiate	8th of 14
Carpet Capital Collegiate	16th of 18
Ping/Golfweek Preview	4th of 15
Jerry Pate Intercollegiate	9th of 12
John Burns Intercollegiate	6th of 17
Palencia Invitational	2nd of 18
Conrad Rehling Intercollegiate	1st of 13
Chris Schenkel Invitational	5th of 15
Billy Hitchcock Invitational	5th of 12
SEC Championship	2nd of 12
Atlanta Intercollegiate	7th of 12
NCAA East Regional	10th of 27
NCAA Championship	8th of 30

2003-04	(75-121-3)
Ridges Intercollegiate	14th of 18
The Preview	14th of 15
Carpet Capital Collegiate	T-9th of 18
Jerry Pate National Inter.	11th of 12
Tournament of Champions	6th of 15
Mercedes-Benz Collegiate	T-14th of 18
UNLV Toyota Collegiate	14th of 15
Schenkel E-Z-Go Invitational	15th of 15
Atlanta Intercollegiate	9th of 12
Billy Hitchcock Intercollegiate	1st of 12
SEC Championship	3rd of 12
NCAA East Regional	6th of 27
NCAA Championship	T-21st of 30

2004-05	(119-53-0)
Topy Cup	2nd of 11
Jerry Pate National Inter.	3rd of 12
University Club Intercollegiate	7th of 14
Carpet Capital Collegiate	6th of 18
John Burns Intercollegiate	5th of 22
Southern Highlands Inter.	14th of 15
Schenkel E-Z-Go Invitational	2nd of 15
Hootie at Bulls Bay	3rd of 15
Billy Hitchcock Intercollegiate	1st of 12
SEC Championship	2nd of 12
The Maxwell Intercollegiate	7th of 11
NCAA West Regional	13th of 27

2005-06	(100-91-1)
PING/Golfweek Preview	13th of 15
Jerry Pate National Inter.	8th of 12
The Ridges Intercollegiate	2nd of 15
Carpet Capital Collegiate	11th of 18
Mercedes-Benz Collegiate	10th of 15
John Burns Intercollegiate	7th of 19
Schenkel E-Z-Go Invitational	4th of 15
Hootie at Bulls Bay Inter.	15th of 15
Billy Hitchcock Intercollegiate	1st of 11
SEC Championship	5th of 12
NCAA East Regional	8th of 27
NCAA Championship	T-19th of 30

2006-07	(120-95-3)
Carpet Capital Collegiate	15th of 18
Shoal Creek Intercollegiate	5th of 15
Jerry Pate National Inter.	7th of 12
Bank of Tennessee Inter.	6th of 15
John Burns Intercollegiate	6th of 22
Seminole Intercollegiate	1st of 15
Schenkel E-Z-Go Invitational	3rd of 18
Morris Williams Intercollegiate	12th of 14
Administrast Invitational	14th of 18
Boilermaker Invitational	4th of 15
SEC Championship	3rd of 12
NCAA East Regional	T-2nd of 27
NCAA Championship	30th of 30

2007-08	(129-63-3)
Carpet Capital Collegiate	4th of 18
Shoal Creek Intercollegiate	3rd of 12
Jerry Pate National Inter.	4th of 12
Bank of Tennessee Inter.	8th of 15
John Burns Intercollegiate	1st of 21
Seminole Intercollegiate	2nd of 12
Chris Schenkel E-Z-Go	T-12th of 18
Hootie at Bull's Bay	7th of 15
Morris Williams Intercollegiate	4th of 15
SEC Championship	T-8th of 12
NCAA East Regional	6th of 27
NCAA Championship	16th of 30

2008-09	(55-79-1)
Carpet Capital Collegiate	T-12th of 18
Shoal Creek Invitational	6th of 12
Jerry Pate National	2nd of 12
Bank of Tennessee	12th of 14
John Burns Intercollegiate	8th of 17
Seminole Intercollegiate	8th of 12
Southern Highlands Collegiate	14th of 15
Chris Schenkel E-Z-Go	9th of 18
Reunion Intercollegiate	6th of 15
SEC Championship	12th of 12

NICK CLINARD

2009-10	(103-60-1)
Carpet Capital Collegiate	4th of 12
Gary Koch Invitational	7th of 15
Jerry Pate National	7th of 12
Bank Of Tennessee	13th of 15
David Toms Intercollegiate	9th of 14
Rice Intercollegiate	2nd of 15
Border Olympics	5th of 16
Tiger Shootout	1st of 3
Chris Schenkel E-Z-Go	1st of 13
Hootie at Bull's Bay	7th of 15
Bluegrass Invitational	2nd of 24
SEC Championship	7th of 12
NCAA South Central Regional	T-9th of 14

2010-11	(122-12-1)
Carpet Capital Collegiate	5th of 12
Gary Koch Invitational	2nd of 12
Jerry Pate National	1st of 12
Bridgestone Intercollegiate	2nd of 14
Gator Invitational	2nd of 14
John Hayt Invitational	2nd of 15
General Hackler Championship	3rd of 17
E-Z-GO Schenkel Invitational	1st of 15
Hootie at Bulls Bay	T-3rd of 15
Bluegrass Invitational	1st of 18
SEC Championship	7th of 12
NCAA South Central	8th of 13

2011-12	(148-28-4)
Carpet Capital Collegiate	1st of 12
Olympia Fields Invitational	T-2nd of 15
Jerry Pate National	4th of 12
U.S. Collegiate	T-2nd of 14
Gator Invitational	1st of 14
Desert Intercollegiate	3rd of 24
E-Z-GO Schenkel Invitational	T-3rd of 14
Hootie at Bulls Bay	1st of 15
Gary Koch Invitational	3rd of 15
SEC Championship	2nd of 12
NCAA East Regional	3rd of 14
NCAA Championship	T-15th of 30

2012-13	(149-61-3)
Carpet Capital Collegiate	14th of 15
The McLaughlin	1st of 16
Olympia Fields Invitational	T-6th of 14
Jerry Pate Intercollegiate	3rd of 12
U.S. Collegiate	T-11th of 15
Amer Ari Invitational	8th of 19
Mobile Bay Intercollegiate	1st of 16
Samford Intercollegiate	1st of 18
Tiger Invitational	3rd of 15
Hootie at Bulls Bay	8th of 15
Gary Koch Invitational	3rd of 14
SEC Championship	3rd of 14
NCAA Regional	T-2nd of 13
NCAA Championship	13th of 30

2013-14	(136-60-1)
Carpet Capital Collegiate	6th of 14
Wolf Run Intercollegiate	2nd of 14
Jerry Pate Invitational	5th of 12
U.S. Collegiate	T-11th of 15
Amer Ari Invitational	6th of 20
Mobile Bay Intercollegiate	1st of 15
USF Invitational	8th of 17
Tiger Invitational	1st of 15
Hootie at Bulls Bay	1st of 15
UK Bluegrass Invitational	2nd of 13
Capital City Club Collegiate	3rd of 4
SEC Championship	3rd of 14
NCAA Regional	3rd of 14
NCAA Championship	23rd of 30

2014-15	(148-38-4)
Carpet Capital Collegiate	T-3rd of 14
Primland Collegiate Invitational	2nd of 9
Sagamore Fall Preview	2nd of 14
U.S. Collegiate	6th of 15
Amer Ari Invitational	T-8th of 18
Mobile Sports Authority Inter.	1st of 15
Tiger Invitational	1st of 16
Schenkel Invitational	1st of 15
Hootie at Bulls Bay	T-5th of 15
Gary Koch Invitational	2nd of 15
SEC Championship	T-4th of 14
NCAA Regional	4th of 13
NCAA Championship	12th of 30

2015-16	(143-46-3)
Carpet Capital Collegiate	1st of 15
Primland Collegiate Invitational	2nd of 9
Jerry Pate National	3rd of 12
U.S. Collegiate	T-1st of 17
Amer Ari Invitational	10th of 19
Mobile Sports Authority Inter.	1st of 15
Tiger Invitational	2nd of 18
Seminole Intercollegiate	1st of 14
Schenkel Invitational	5th of 14
Hootie at Bulls Bay	3rd of 15
SEC Championship	6th of 14
NCAA Regional	5th of 13
NCAA Championship	T-19th of 30

2016-17	(146-54-3)
Carpet Capital Collegiate	2nd of 14
Inverness Intercollegiate	1st of 13
Jerry Pate National	1st of 12
Golf Club of Georgia Collegiate	10th of 17
Amer Ari Invitational	13th of 21
All-American Intercollegiate	5th of 18
Tiger Invitational	1st of 19
Brandon Dunes Championship	T-8th of 16
Hootie at Bulls Bay	T-3rd of 15
Gary Koch Invitational	1st of 14
SEC Championship	T-9th of 14
NCAA Regional	2nd of 13
NCAA Championship	11th of 30

2017-18	(174-31-7)
Carpet Capital Collegiate	3rd of 15
Trinity Forest Invitational	T-2nd of 13
Jerry Pate National	2nd of 12
Tavistock Invitational	5th of 17
Amer Ari Invitational	5th of 18
All-American	1st of 18
Tiger Invitational	1st of 17
John Hayt Invitational	1st of 15
Hootie at Bulls Bay	T-6th of 15
Gary Koch Invitational	2nd of 13

SEC Championship	T-4th of 14
(Won SEC title after match play)	
NCAA Regional	T-4th of 14
NCAA Championship	5th of 30
(tied for 3rd after match play)	



ALL-TIME ROSTER

- A -		- D -		Barry Holt	75-76
Roy Abell	57-58-59	Ed Davis	74-75-76-77	Danny Hood	67
Dan Aehl	87-88	Joey Davis	90-91-92-93	Bucky Horn	55
John Anderson	75	Henry DeBardleben	48-49-50	Dickie Howell	52
Bill Anthony	79-80	Jackie Dedman	57-58	Bob Howerter	72-73-74
David Anthony	78-79-80	Jonathon Dismuke	01-02-03-04	Phillip Hudson	83
Mike Arasin	84-85-86-87	Tommy Druhan	89-90-91-92	Graysen Huff	16-17-18
Walton Ashwander	80-81-82-83	Jason Dufner	96-97-98-00	John Huston	82
Bucky Ayers	67-68-69	Bob Dumas	73-74-75-76	David Hyman	88-89-90-91
Tobin Ayers	95-96	Brett Dye	86-87		
- B -		- E -		- I -	
Blayne Barber	10-11-12	Jack Ebbeler	78-79-80-81	Danny Ives	72
Allan Bates	50	Reid Edstrom	96-97-98		
Jeff Batson	86-87	Billy Edwards	86-87-88-89	- J -	
Scott Beard	80	John Ekman	74	Robert Jackson	61-62-63-64
Jackson Beindorf	10	Gary Emmons	85-86-87	Frederick Johansson	91-92
Bill Bell	85-86	Larry Ennis	63-64	Hank Johnson	62-63
Dave Bell	66	Eddie Estes	72	Michael Johnson	12-13-15-16
Ryan Benton	14-15-16-17			Ross Johnson	74-75-77-78
Bill Bergin	78-79-80-81	- F -		Will Johnson	89-90
Jody Berklich	86-87-88-89	Ransom Fairchild	83-84	Bill Johnston	71-72-73-74
Bobby Betts	52	Andy Ferguson	64-65-66-67	Austin Jones	99-00
Will Blackmon	93-94	John Fisher	79-80-81-82		
Brett Boner	94-95-96-97	Tom Flint	64-65-66	- K -	
Hill Boswell	61-62	Jay Forrester	88-89	David Kahn	97
Jamie Bowen	07-08	Bob Frazer	90-91-92-93	Mike Keeble	64-65-66
Dominic Bozzelli	11-12-13	John Fridge	84-85-86	Austin Kellett	66
Jim Brennan	68	Bill Fulford	55-56	Don Kennington	55-56
Michael Brice	97-98-99	Jim Fullington	75	Elliot Kervin	68-69-70
Robbie Briscoe	71-72			Jack Key	48-49
Tony Brovey	86	- G -		Richard King	61
Steve Brown	83-84	Buddy Gardner	74-75-76-77	John Kircher	79-81-82
David Bruno	97-98-99-00	Paul Garner	85-87-88-89	Elliot Kirven	68-69
Bubba Burford	82	Mitch Garriott	73-74	Patton Kizzire	05-06-07-08
Paul Burkholder	61-62-63	Rick Gehr	90-91-92-93	Gary Kobylski	72
Butch Byrd	70-71	Matt Gilcrest	14-15-16-17	Kyle Kopsick	09-10-11
Chris Byrd	69-70	Cory Gilmer	11	Andrew Kozan	18
		Jimmy Green	89-90-91-92	Ryan Knop	17-18
- C -		Ted Green	69	Tim Krapfel	80-81-82
Ryan Cabbage	97-98	Mike Groover	61-62-63	Mike Krulich	80-81-82
Niclas Carlsson	11-12-13-14	Steven Groover	07-08	Dan Kuykendall	90-91
Tony Catanzaro	82-83	Johnny Gross	57-58-59		
Gary Christian	94-95			- L -	
Bill Church	55-56	- H -		Mark Lawrence	16
Will Claxton	02-03-04-05	Kevin Haefner	99-00-01-02	Barney Leach	65
Craig Clemons	65-66	Eric Hamilton	83-84-85-86	John Lee	83-84
Pete Cobb	73-74	Gary Handler	85-86	Michael Lee	97
Keith Coker	93-94-95	Rodney Hardeman	65-66	John Little	01
John Coker	73-74-75-76	Cam Hardigree	65-66-67	Jack Littleton	65-66-67
Joe Collins	59	Charlie Harper	67-70	Michael Lindsey	92-93
Frank Costa	58	Reagan Harrell	17-18	V.C. Lokey	58
Tom Cox	68-69-70-71	Lamar Hart	69-70	Robert Long	49
Harold Crew	55	Bryant Harvard	58-59-60-61	Will Long	14-15-16-17
Trace Crowe	16-17-18	Joe Harvard	62-63-64	Bill Lovett	66-67-68
Jim Curran	85-86-87-88	Al Hayes	76-77		
		David Helms	61		
		Morris Henderson	65-66		
		Trey Henderson	98-99-00		
		Victor Henum	14		
		Michael Herbert	11-12-13		
		Jay Hobby	95-96		

- M -		- S -		- W -	
Bryant MacKellar	95-96-97-98	Daryl Sager	89	Kirk Walden	82-83-84-85
Hicks Malonson	79-80-81-82	Macklyn Sartin	69	Keith Waldrip	80
Brandon Mancheno	18	Iayne Savoie	95-96-97-98	Randall Walker	65
David Manners	78-79-80	Ben Schlottman	15-16-17-18	Tucker Warren	96
Richard Maroney	61	Dan Schorsten	67	Trey Watts	83-84
James Mason	70-71-72-73	Dow Seagraves	76-77-78-79	Alan Weant	01
Hiroshi Matsuo	88-89-90	Mike Shannon	67-68-69	Skippy Weatherby	50-51-52
Ellery May	70	Mike Shepp	88-89-90	Scott Weatherly	98-99-00
Mark McAvoy	75-77-78-79	Don Shirey Jr.	75-76-77-78	Scott Weaver	94-95-96-97
Will McCurdy	09-10-11-12	Dan Shortson	67	James Webb	75
Bill McDonald	69-70-71	Jim Slay	64	Billy Welch	61-62-63
Randy McGee	63-64-65-66	Betts Slingluff	58-59	Jim Weldon	71-72-73-74
Tyler McKeever	03-05	Morris Slingluff	61-62-63	Henry Wheaton	58-59-60-61
Doug McLeod	84-85-86	Ricky Smallridge	78-79-80-81	Butch Whiddon	69-70
Langston McNice	57-58	Bob Smith	64	Monroe Whitaker	65-66
Andrew Medley	04-06	Bud Smith	75-76-77-78	Keith White	09
Blake Messer	14-15-16	Don Smith	55-56-57	Jim Whitehead	67
Kenny Miller	70-71-72-73	Mike Smith	81-82	Jeff Whitfield	77
Mike Miller	79	Porter Smith	98-99-00	Bill Whitten	65
Tommy Miller	94	Robin Smith	75	Harry Wiggins	63-64
Tom Mish	70-71-72	Terry Smith	81-83	Victor Wiggins	14
Fred Mitchell	55	Todd Smith	82-83-84-85	Charles Wilcox	70
Louie Mitrovich	86-87	Robert Smoot	92-93-94-95	Bill Williams	55-56
Carter Mize	82-83-84-85	Jacob Solomon	16-17-18	Lee Williams	01-02-03-05
Stuart Moore	03-04-05-06	Blake Soni	14	Pat Williams	55-56
Jake Mondy	12-13-14-15	Joe Sprague	63	Billy Wood	77
Cole Moreland	09-10	Chip Spratlin	92-93-94-95	Woody Woodall	63
Charlie Moroney	57	Brady Stamps	90-91-92-93	John Wright	77-78-79-80
Arthur Morrse	52	Daniel Starr	85	John R. Wright	83-85
Jay Moseley	04-06-07-08	Iain Steel	94-95		
Jason Moulton	91-92-93-94	John Stembridge	09-10	- Z -	
Jay Mundy	01-02	Dennis Stephens	58	David Zickler	10-13
Matthew Myers	04	Jeremy Stephens	94-95		
		Andy Stewart	86-87		
- N -		John Stivender	74		
Wally Nall	61-62-63	Dan Stringfellow	12-13-14-15		
John Nelson	81	Gordon Strother	07-08		
Glenn Northcutt	06-07-08-09	Bill Suggs	48		
Fleming Norvell	52	Shane Supple	90-91-92-93		
		Marcus Svensson	18		
- O -		Will Swift	99-01		
Patrick O'Brien	96-97-98				
Manuel Offermanns	02	- T -			
Steve O'Neil	88-89-90-91	Keith Taunton	75-76-77		
		Roland Thatcher	96-97-98-00		
- P -		Cullen Thompson	96		
Wells Padgett	18	Larry Trawick	55		
Crute Parker	85	Wes Tuck	86-87-88		
David Parker	93-94				
Jimmy Parish	70	- V -			
Jake Patterson	52	Mark Vaughan	74		
Tom Perry	65-66-67-68	Walter Verneville	72-73		
Matthew Perrine	15	Robby Vide	85		
Marshall Phillips	74-75				
Keith Pitts	67				
Bobby Plaines	77-78				
Ken Postlewait	78-79-80-81				
Pat Poyner	49-50				
Pat Prins	84				
- R -					
Lewis Ray	57-59				
Jovan Rebula	17-18				
Dean Refram	86-87-88-89				
Chris Rigdon	75				
Billy Rowe	99-00				
Jack Rumph	49-50				
Jon Rusk	98-00				
Jim Ryan	75				

FACILITIES AND HOME COURSES

JACK KEY PRACTICE FACILITY

The new Jack Key Golf Facility features three indoor hitting bays, lounge and locker rooms, club repair and video analysis. Utilizing 22 acres, the practice facility features a range of nearly 400 yards with tees at both ends allowing players to train in a variety of wind conditions. There is also a new 8,300 square-foot teaching facility on the north end of the range, which includes three indoor hitting bays, locker rooms and video analysis.

FACILITIES AND HOME COURSES



AUBURN MEN'S GOLF





AU CLUB AT YARBROUGH FARMS

The city of Auburn, Alabama, is home to a 15-year-old golf club constructed by Auburn people for Auburn people, The Auburn University Club at Yarbrough Farms. The course opened in the fall of 1999 and hosted the opening stage of PGA Tour Q-School in 2009, 2010 and 2011.

The Auburn University Course also played host to the 2003 NCAA East Men's Regional and numerous PGA Qualifying School events over the years.

The Auburn University Club features an 18-hole championship golf course, state-of-the-art practice facilities and a full service clubhouse as well as office space for the Auburn University golf coaches and locker rooms for both the men's and women's golf teams.

On November 1, 2012, the NCAA announced Auburn University and the Auburn University Club would be one of six host sites for the 2014 NCAA Men's Golf Regional Championships.



Former Auburn golfer Bill Bergin designed The Auburn University Club at Yarbrough Farms. The four-time All-SEC selection and member of Auburn's 1981 SEC Championship team began his design career in 1990 under Bob Cupp, the 1992 Architect-of-the-Year



Located off Shug Jordan Parkway, just north of campus, the Auburn University Club at Yarbrough Farms is situated on more than 200 acres of rolling wooded terrain. Endowed with outstanding natural amenities such as Yarbrough Lake, the 25-acre centerpiece of the property, and Saugahatchee Creek, which meanders along the 12th, 13th and 14th holes, the site is one of the top golf courses in the South.

At 7,326 yards from the back tees, the golf course carves through magnificent trees, across wetlands, along creeks and streams and around the lake. Natural and man-enhanced water features play a prominent role at The Auburn University Club as they blend throughout the property and are visible on 14 of 18 holes.

GRAND NATIONAL

The 54-hole Grand National complex, part of the world-renown Robert Trent Jones Golf Trail, has two 18-hole par-72 courses and one 18-hole par-3 course. The Lake Course played host to the 2004 NCAA Women's Golf Championship and the 2000 NCAA Men's Golf Championship. It was also the site of the 1999 SEC Women's Golf Championship, 1998 LPGA Tournament of Champions, 1997 Nike Tour Championship, 1996 NCAA Women's Golf East Regional and the 1994 NCAA Men's East Regional.

The Links Course ranks as one of the most impressive tracks in the country. It played host to the 1997 SEC Men's Golf Championship. The 18-hole, par-3 course is a truly beautiful layout that allows Tiger golfers excellent practice on their iron and short game play. The driving ranges at The Trail courses are also a spectacle to see.



THIS IS AUBURN.

THIS IS A SMART CHOICE.

Students have described Auburn’s appeal as something special for more than 160 years. The strong connection students and alumni have with the university is even more meaningful when you consider Auburn’s academic prowess. For 24 consecutive years, Auburn has been a fixture on U.S. News & World Report’s compilation of the top 50 public universities in the country. The Princeton Review included Auburn on its 2017 list of “Best 381 Colleges,” and both Forbes and Money have proclaimed Auburn the best university in the state of Alabama.

The exceptional learning environment at Auburn prepares students to excel in a global society. Students are mentored and supported from freshman orientation to graduation and beyond. According to the National Survey of Student Engagement, Auburn outperforms its peers in helping students thrive academically and socially by providing a supportive campus environment. Kiplinger’s placed the university on its list of “100 Best Public College Values,” a recognition that means Auburn delivers more for less. As a result, 93 percent of recent graduates indicate that they would choose Auburn all over again.

Auburn is one of the few universities to carry the torch as a land-, sea-, and space-grant university. The fall 2016 semester enrollment was 28,290. Students can choose from more than 140 degree options in 13 colleges and schools at the undergraduate, graduate, and professional levels.

THIS IS A TRUE COLLEGE TOWN.

The city of Auburn consistently receives accolades for the lifestyle and amenities it offers. In 2017, Southern Living named Auburn No. 3 on its list of the South’s “Best College Towns.” The city has also been featured in numerous lists of best places to live and retire in publications such as Forbes and U.S. News & World Report.

Situated on a verdant campus of more than 1,800 acres, the university is a hub of activity in one of the state’s fastest growing cities, one frequently cited as a top place for entrepreneurs and families alike. Auburn is in east-central Alabama, approximately 30 miles from the Georgia border, 100 miles southwest of Atlanta, 100 miles southeast of Birmingham, and 50 miles east of Montgomery. With a mild climate and a wealth of cultural and recreational offerings, Auburn is an exceptional place that’s full of small-town charm and has an atmosphere unlike any other.




1260


Full-time faculty at Auburn University



#4

on The Princeton Review’s list of “Colleges with the Happiest Students”





THIS IS MEANINGFUL IMPACT.

The impact of Auburn’s research and service provides a \$5.1 billion economic contribution to the state of Alabama, including the creation of more than 23,000 jobs. Auburn’s visionary research helps create practical, innovative solutions for the state, nation, and world. With an accomplished, international faculty, the university boasts areas of expertise in additive manufacturing (3D printing); cyber; energy and environment; health sciences and food systems; transportation; Gulf research and restoration; and improvements in science, technology, engineering, and mathematics (STEM) education.

Auburn is on the leading edge of the advances shaping the 21st-century economic landscape, and the university regularly partners with a list of industry innovators that includes GE Aviation and NASA. Through Auburn’s commitment to its land-grant mission of instruction, research, and outreach, the university fosters an outstanding academic environment that readies its graduates for leadership in the world economy.

THIS IS OUR TRADITION OF SUCCESS.

Generations of Tigers have been propelled to success by their Auburn education. The university’s list of accomplished alumni includes the CEO of Apple, the founders of Habitat for Humanity and Wikipedia, an Oscar-winning actress, many sports legends, and six astronauts. Auburn’s in-demand alumni are regularly hired by multinational corporations, and they are accepted by – and thrive at – some of the world’s most prestigious professional programs and graduate schools. In fact, 98 percent of recent graduates feel their Auburn education has enhanced their opportunity for advancement.

The worldwide network of Auburn alumni is 233,000-strong. The Auburn Alumni Association has more than 43,000 members and contributes to a significant number of scholarships, professorships, and faculty awards each year. In addition, there are more than 100 Auburn clubs throughout the country dedicated to raising and supporting scholarship funds for incoming freshmen.

For more information, visit auburn.edu.




93%

recent graduates who would choose Auburn again



\$5.1B

Auburn’s economic impact on state of Alabama



THE AUBURN EAGLES


For more than 100 years, eagles have been associated with Auburn University's football program. From a static presence on the sidelines to rousing flights over the field, WAR EAGLE has become an Auburn icon.

The role of Auburn University's eagles is to promote wildlife conservation as a part of the education initiatives of the U.S. Fish & Wildlife Service and the College of Veterinary Medicine's Southeastern Raptor Center. The USF&WS permits the Raptor Center to house eagles and use them on hundreds of educational presentations each year – including Auburn's home football games. Currently, flighted eagles and numerous other non-releasable raptors are used for these educational programs. Eagles stir emotions in many people as they have come to symbolize strength, power and courage as well as other important values such as freedom, American heritage and the preservation of our environment. Golden Eagles Tiger (War Eagle VI), Nova (War Eagle VII) and Spirit (a Bald Eagle) are the eagles who have inspired football fans with their graceful flights over Jordan-Hare Stadium since their inaugural untethered free flight in 2000. Tiger passed away in 2014.



“WAR EAGLE”

Auburn's battle cry, not Auburn's nickname. There are several legends concerning the origin of the War Eagle battle cry, dating back to 1864 and the Civil War at the Battle of the Wilderness in Virginia.



AUBURN CREED



I believe that this is a practical world and that I can count only on what I earn. Therefore, I believe in work, hard work.
I believe in education, which gives me the knowledge to work wisely and trains my mind and my hands to work skillfully.
I believe in honesty and truthfulness, without which I cannot win the respect and confidence of my fellow men.
I believe in a sound mind, in a sound body and a spirit that is not afraid, and in clean sports that develop these qualities.
I believe in obedience to law because it protects the rights of all.
I believe in the human touch, which cultivates sympathy with my fellow men and mutual helpfulness and brings happiness for all.
I believe in my Country, because it is a land of freedom and because it is my own home, and that I can best serve that country by "doing justly, loving mercy, and walking humbly with my God".
And because Auburn men and women believe in these things, I believe in Auburn and love it.

- George Petrie (1943)

AUBURN ALMA MATER

Composed by Bill Wood '42 | Word Revision 1960

On the rolling plains of Dixie
'Neath its sun-kissed sky,
Proudly stands, our Alma Mater
Banners high.

To thy name we'll sing thy praise,
From hearts that love so true,
And pledge to thee our
Loyalty the ages through.

We hail thee, Auburn, and we vow
To work for thy just fame,
And hold in memory as we do now
Thy cherished name.

Hear thy student voices swelling,
Echoes strong and clear,
Adding laurels to thy fame
Enshrined so dear.

From thy hallowed halls we'll part,
And bid thee sad adieu;
Thy sacred trust we'll bear with us
The ages through.

We hail thee, Auburn, and we vow
To work for thy just fame,
And hold in memory as we do now
Thy cherished name.

