



TIGER RECORDS

Single-Game Scoring

| Pts. | Player | Opponent | AU-Opp | Date | Site |
|------|------------------|--------------------|-------------|----------|------|
| 60 | John Mengelt | Alabama | 121-78 | 2/14/70 | H |
| 48 | John Mengelt | Vanderbilt | 96-94 | 2/20/71 | H |
| 47 | John Mengelt | Ole Miss | 91-77 | 12/13/69 | H |
| 45 | John Mengelt | N.C. State | 91-85 | 12/5/70 | H |
| 44 | Wesley Person | UAB | 85-89 | 12/16/93 | H |
| 44 | Keenan Carpenter | LSU | 91-104 | 2/8/89 | H |
| 43 | Ronnie Battle | Georgia | 89-84 | 2/1/92 | H |
| 42 | John Mengelt | Kentucky | 93-105 | 2/3/69 | A |
| 41 | John Mengelt | Kentucky | 83-84 | 2/22/70 | H |
| 40 | Chuck Person | Vanderbilt | 79-65 | 3/1/86 | A |
| 40 | Mike Mitchell | Georgia | 95-71 | 1/10/77 | A |
| 40 | John Mengelt | Georgia | 79-58 | 1/4/71 | A |
| 40 | John Mengelt | Vanderbilt | 74-92 | 2/21/70 | H |
| 39 | Chuck Person | Florida | 81-78 | 2/6/85 | A |
| 39 | Eddie Johnson | Tennessee | 78-83 | 1/19/76 | A |
| 38 | Toney Douglas* | Nicholls State | 92-78 | 11/24/04 | H |
| 38 | Marquis Daniels | Troy State | 94-66 | 12/22/02 | N |
| 38 | Mike Mitchell | LSU | 95-101 | 2/20/78 | H |
| 38 | Eddie Johnson* | Florida | 77-85 | 2/16/74 | A |
| 38 | John Mengelt | Kentucky | 83-102 | 3/1/71 | H |
| 38 | Joe Newton | Tulane | 87-73 | 2/15/65 | H |
| 37 | John Mengelt | Ole Miss | 86-85 | 3/6/71 | H |
| 37 | John Mengelt | Georgia | 84-85 | 1/20/69 | H |
| 36 | Lance Weems | Arkansas | 101-76 | 1/6/96 | H |
| 36 | Derrick Dennison | Vanderbilt | 87-74 | 2/20/90 | A |
| 36 | Chris Morris | Bradley | 90-86 | 3/17/88 | N |
| 36 | Chuck Person | Alabama | 72-74 | 2/16/85 | A |
| 36 | Chuck Person | Villanova | 95-83 | 12/28/83 | N |
| 36 | Bill Kirkpatrick | Howard | 98-77 | 1/5/55 | H |
| 36 | John Mengelt | Vanderbilt | 85-107 | 1/23/71 | A |
| 36 | John Mengelt | Florida | 85-70 | 2/6/71 | H |
| 35 | Charles Barkley | Tennessee | 77-80 | 1/24/83 | H |
| 35 | Stan Pietkiewicz | Tennessee | 107-94 | 3/6/78 | H |
| 35 | Eddie Johnson | LSU | 87-78 | 1/25/75 | A |
| 35 | John Mengelt | Ole Miss | 97-103 | 12/12/70 | A |
| 35 | Ronnie Quick | Louisiana Tech | 88-77 | 12/6/66 | H |
| 35 | Lee DeFore | Florida | 86-66 | 2/9/66 | A |
| 35 | Lee DeFore | Jacksonville State | 78-50 | 12/7/65 | H |
| 35 | Lee DeFore | Rice | 91-74 | 12/2/65 | H |
| 34 | Chris Porter | Navy | 88-70 | 12/19/98 | A |
| 34 | Wesley Person | Ole Miss | 85-88 (2OT) | 1/19/94 | A |
| 34 | Derrick Dennison | LSU | 78-76 | 3/9/90 | N |
| 34 | Mike Mitchell | Iona | 82-105 | 12/17/77 | H |
| 34 | Gary England | Kentucky | 79-91 | 3/3/73 | H |
| 34 | Lee DeFore | Florida State | 80-64 | 12/27/65 | N |
| 33 | Toney Douglas* | Virginia | 87-89 | 12/3/04 | N |
| 33 | Mack McGadney | Toledo (2ot) | 90-95 | 11/25/00 | N |
| 33 | Wesley Person | Troy State | 141-116 | 12/11/91 | H |
| 33 | Keenan Carpenter | Florida | 79-90 | 2/15/89 | A |
| 33 | Chuck Person | Delaware | 95-63 | 12/22/84 | N |
| 33 | Myles Patrick | Mississippi State | 75-89 | 3/7/77 | A |
| 33 | Eddie Johnson* | Lamar | 88-78 | 12/22/73 | N |
| 33 | Ernie Magri | Florida | 103-100 | 2/12/72 | A |
| 33 | John Mengelt | Louisiana Tech | 93-87 | 12/1/70 | H |

| Pts. | Player | Opponent | AU-Opp | Date | Site |
|------|------------------|-------------------|---------|----------|------|
| 33 | John Mengelt | Vanderbilt | 84-75 | 1/24/70 | A |
| 32 | Toney Douglas* | Florida | 78-84 | 1/12/05 | H |
| 32 | Adam Harrington | Detroit | 75-72 | 12/9/00 | N |
| 32 | Aaron Swinson | Kentucky | 74-91 | 1/30/94 | H |
| 32 | Keenan Carpenter | Ole Miss | 77-80 | 2/18/89 | A |
| 32 | Jeff Moore | Eastern Kentucky | 97-82 | 12/15/86 | A |
| 32 | Mike Jones | Illinois | 103-107 | 12/12/87 | A |
| 32 | Chuck Person | West Virginia | 59-58 | 12/29/84 | A |
| 32 | Stan Pietkiewicz | Mississippi State | 85-74 | 1/30/78 | H |
| 32 | Mike Mitchell | Southern Cal | 74-85 | 12/29/77 | N |
| 32 | Eddie Johnson | Vanderbilt | 78-85 | 2/17/75 | A |
| 32 | Eddie Johnson* | Georgia | 97-84 | 3/2/74 | H |
| 32 | John Mengelt | LSU | 94-114 | 2/15/71 | A |
| 32 | John Mengelt | Houston | 76-79 | 12/21/70 | A |
| 32 | Lee DeFore | Houston | 76-89 | 12/30/65 | N |
| 31 | Marquis Daniels | South Carolina | 67-60 | 1/15/03 | A |
| 31 | Ronnie Battle | Tennessee | 88-75 | 1/20/93 | H |
| 31 | Aaron Swinson | Troy State | 141-116 | 12/11/91 | H |
| 31 | Ronnie Battle | LSU | 84-96 | 1/12/91 | H |
| 31 | Wesley Person | Tulane | 84-71 | 12/28/90 | N |
| 31 | Chris Morris | Illinois | 103-107 | 12/12/87 | A |
| 31 | Chuck Person | Ole Miss | 75-73 | 2/22/86 | H |
| 31 | Chuck Person | Tennessee | 75-60 | 2/9/85 | H |
| 30 | Aaron Swinson | LSU | 111-83 | 2/12/94 | A |
| 30 | Wesley Person | Tennessee | 85-92 | 1/22/94 | A |
| 30 | Wesley Person | Old Dominion | 101-87 | 12/18/93 | A |
| 30 | Wesley Person | Nicholls State | 76-79 | 11/30/93 | H |
| 30 | Wesley Person | Old Dominion | 96-85 | 12/28/92 | H |
| 30 | Gary Redding | Ole Miss | 103-88 | 3/8/76 | H |

Minimum of 30 points scored per game; *Freshman season

The scorebook from John Mengelt's record-setting 60-point performance.

Single-Game Rebounding

| No. | Player | Opponent | AU-Opp | Date | Site |
|-----|----------------|-------------------|--------|----------|------|
| 27 | Rex Frederick | SMU | 65-75 | 12/19/57 | A |
| 25 | Rex Frederick | Ole Miss | 71-51 | 1/6/58 | A |
| 24 | Rex Frederick | Howard | 101-70 | 1/2/57 | H |
| 24 | Bob Miller | Florida | 67-71 | 2/21/53 | A |
| 23 | Mike Mitchell* | Mississippi State | 78-74 | 2/22/75 | A |
| 22 | Bill Alexander | Dartmouth | 85-76 | 12/20/69 | N |
| 22 | Al Leapheart | Alabama | 121-78 | 2/14/70 | H |
| 22 | Freddie Guy | Furman | 107-86 | 12/29/64 | N |
| 22 | Rex Frederick | Alabama | 69-50 | 2/28/59 | N |
| 22 | Dan Pridgen | Mississippi State | 92-85 | 2/24/51 | H |
| 21 | Pepto Bolden | Mississippi State | 60-67 | 2/23/74 | H |

| No. | Player | Opponent | AU-Opp | Date | Site |
|-----|-----------------|-------------------|--------|----------|------|
| 21 | Jim Retseck | Mississippi State | 92-68 | 2/10/71 | H |
| 21 | Freddie Guy | Kentucky | 79-99 | 2/22/64 | N |
| 21 | Rex Frederick | Tulane | 63-49 | 2/17/58 | A |
| 20 | Kelvin Ardister | Tennessee | 73-84 | 1/4/89 | H |
| 20 | Mike Mitchell | LSU | 102-86 | 1/3/76 | A |
| 20 | Pepto Bolden* | Florida | 77-85 | 2/16/74 | A |
| 20 | Jim Retseck | Alabama | 83-72 | 1/11/71 | H |
| 20 | Rex Frederick | LSU | 76-58 | 2/15/58 | A |
| 20 | Rex Frederick | St. Joseph's | 66-64 | 12/18/56 | N |
| 20 | Jim Diamond | B'ham-Southern | 90-77 | 12/4/54 | H |
| 20 | Jim Martin | Mississippi State | 68-61 | 1/18/52 | A |


* Freshman season

Administration Tiger Tracks Tiger Records 2006-07 Review 2007-08 Opponents Coaching Staff 2007-08 Tigers 2007-08 Outlook

1,000-Point Club

1. Chuck Person


Forward, 6-8, 215, Brantley, AL (Brantley)



| Year | G | FG-A | PCT. | 3FG-A | PCT. | FT-A | PCT. | REB | AVG. | PF-DQ | AST | TO | BLK | STL | PTS | AVG. |
|---------|-----|-----------|------|-------|------|---------|------|-----|------|-------|-----|-----|-----|-----|------|------|
| 1982-83 | 28 | 118-218 | .541 | -- | -- | 25-33 | .758 | 128 | 4.6 | 57-1 | 37 | 37 | 6 | 13 | 261 | 9.3 |
| 1983-84 | 31 | 255-470 | .543 | -- | -- | 83-114 | .728 | 249 | 8.0 | 62-3 | 38 | 82 | 8 | 38 | 593 | 19.1 |
| 1984-85 | 34 | 334-614 | .544 | -- | -- | 79-107 | .738 | 303 | 8.9 | 78-0 | 69 | 80 | 18 | 42 | 747 | 22.0 |
| 1985-86 | 33 | 310-597 | .519 | -- | -- | 90-112 | .804 | 260 | 7.9 | 83-3 | 30 | 73 | 12 | 27 | 710 | 21.5 |
| Totals | 126 | 1017-1899 | .536 | -- | -- | 277-366 | .757 | 940 | 7.5 | 280-7 | 174 | 277 | 44 | 120 | 2311 | 18.3 |

2. Mike Mitchell


Forward, 6-8, 215, Atlanta, GA (Price)



| Year | G | FG-A | PCT. | 3FG-A | PCT. | FT-A | PCT. | REB | AVG. | PF-DQ | AST | TO | BLK | STL | PTS | AVG. |
|---------|-----|----------|------|-------|------|---------|------|-----|------|--------|-----|----|-----|-----|------|------|
| 1974-75 | 25 | 204-426 | .479 | -- | -- | 53-98 | .541 | 286 | 11.4 | 84-4 | 15 | -- | -- | -- | 461 | 18.4 |
| 1975-76 | 26 | 210-431 | .487 | -- | -- | 66-96 | .688 | 249 | 9.6 | 76-2 | 27 | -- | -- | -- | 486 | 18.7 |
| 1976-77 | 26 | 229-429 | .534 | -- | -- | 47-69 | .681 | 220 | 8.5 | 75-5 | 35 | -- | -- | -- | 505 | 19.4 |
| 1977-78 | 27 | 283-544 | .520 | -- | -- | 105-135 | .778 | 241 | 8.9 | 69-2 | 50 | -- | -- | -- | 671 | 24.9 |
| Totals | 104 | 926-1830 | .506 | -- | -- | 271-398 | .681 | 996 | 9.6 | 304-13 | 127 | -- | -- | -- | 2123 | 20.4 |

3. Wesley Person


Forward/Guard, 6-6, 200, Brantley, AL (Brantley)



| Year | G | FG-A | PCT. | 3FG-A | PCT. | FT-A | PCT. | REB | AVG. | PF-DQ | AST | TO | BLK | STL | PTS | AVG. |
|---------|-----|----------|------|---------|------|---------|------|-----|------|-------|-----|-----|-----|-----|------|------|
| 1990-91 | 26 | 153-325 | .471 | 42-118 | .356 | 52-68 | .765 | 147 | 5.7 | 49-0 | 48 | 49 | 31 | 35 | 400 | 15.4 |
| 1991-92 | 27 | 208-411 | .506 | 69-141 | .489 | 53-73 | .726 | 183 | 6.8 | 45-1 | 55 | 45 | 24 | 28 | 538 | 19.9 |
| 1992-93 | 27 | 194-349 | .556 | 58-125 | .464 | 61-79 | .772 | 192 | 7.1 | 46-0 | 102 | 46 | 17 | 21 | 507 | 18.8 |
| 1993-94 | 28 | 217-448 | .484 | 93-210 | .443 | 94-128 | .734 | 179 | 6.4 | 45-1 | 79 | 45 | 11 | 28 | 621 | 22.2 |
| Totals | 108 | 772-1533 | .497 | 262-594 | .441 | 260-348 | .747 | 701 | 6.5 | 185-2 | 284 | 185 | 88 | 112 | 2066 | 19.1 |

4. Eddie Johnson


Guard, 6-2, 175, Weirsdale, FL (Lake Weir)



| Year | G | FG-A | PCT. | 3FG-A | PCT. | FT-A | PCT. | REB | AVG. | PF-DQ | AST | TO | BLK | STL | PTS | AVG. |
|---------|-----|----------|------|-------|------|---------|------|-----|------|-------|-----|----|-----|-----|------|------|
| 1973-74 | 26 | 231-538 | .429 | -- | -- | 105-130 | .807 | 105 | 4.0 | 85-0 | 75 | -- | -- | -- | 567 | 21.8 |
| 1974-75 | 24 | 200-449 | .445 | -- | -- | 102-116 | .879 | 90 | 3.8 | 69-3 | 140 | -- | -- | -- | 502 | 20.9 |
| 1975-76 | 26 | 204-428 | .477 | -- | -- | 105-142 | .739 | 101 | 3.9 | 74-0 | 149 | -- | -- | -- | 513 | 19.7 |
| 1976-77 | 26 | 154-362 | .425 | -- | -- | 98-124 | .790 | 67 | 2.6 | 88-5 | 135 | -- | -- | -- | 406 | 15.6 |
| Totals | 102 | 789-1777 | .444 | -- | -- | 410-512 | .800 | 363 | 3.6 | 316-8 | 499 | -- | -- | -- | 1988 | 19.5 |

5. John Mengelt


Guard, 6-3, 190, Elwood, IN (Wendell Wilkie)



| Year | G | FG-A | PCT. | 3FG-A | PCT. | FT-A | PCT. | REB | AVG. | PF-DQ | AST | TO | BLK | STL | PTS | AVG. |
|---------|----|----------|------|-------|------|---------|------|-----|------|-------|-----|----|-----|-----|------|------|
| 1968-69 | 25 | 189-360 | .525 | -- | -- | 108-138 | .782 | 106 | 4.2 | 60 | 60 | -- | -- | -- | 486 | 19.4 |
| 1969-70 | 26 | 258-554 | .465 | -- | -- | 180-225 | .800 | 156 | 6.0 | 77 | 54 | -- | -- | -- | 696 | 26.8 |
| 1970-71 | 26 | 265-548 | .484 | -- | -- | 208-256 | .812 | 108 | 4.1 | 92 | 91 | -- | -- | -- | 738 | 28.4 |
| Totals | 77 | 712-1462 | .487 | -- | -- | 496-619 | .801 | 370 | 4.7 | 229 | 205 | -- | -- | -- | 1920 | 24.8 |

6. Ronnie Battle


Guard, 6-1, 160, Pittsview, AL (Chavala)



| Year | G | FG-A | PCT. | 3FG-A | PCT. | FT-A | PCT. | REB | AVG. | PF-DQ | AST | TO | BLK | STL | PTS | AVG. |
|---------|-----|----------|------|---------|------|---------|------|-----|------|-------|-----|-----|-----|-----|------|------|
| 1989-90 | 31 | 202-416 | .486 | 64-164 | .390 | 59-82 | .720 | 104 | 3.4 | 78-2 | 79 | 88 | 5 | 38 | 527 | 17.0 |
| 1990-91 | 29 | 184-438 | .420 | 50-122 | .410 | 76-99 | .768 | 75 | 2.6 | 68-1 | 62 | 83 | 7 | 27 | 494 | 17.0 |
| 1991-92 | 27 | 173-352 | .491 | 71-139 | .511 | 32-46 | .696 | 50 | 1.9 | 70-1 | 66 | 64 | 9 | 36 | 449 | 16.6 |
| 1992-93 | 27 | 158-350 | .451 | 51-133 | .383 | 79-96 | .823 | 38 | 1.4 | 53-0 | 86 | 70 | 4 | 24 | 446 | 16.5 |
| Totals | 114 | 717-1556 | .461 | 236-558 | .423 | 246-323 | .762 | 267 | 2.3 | 269-4 | 293 | 305 | 25 | 125 | 1916 | 16.8 |

7. Chris Morris


Forward, 6-8, 210, Atlanta, GA (Douglass)



| Year | G | FG-A | PCT. | 3FG-A | PCT. | FT-A | PCT. | REB | AVG. | PF-DQ | AST | TO | BLK | STL | PTS | AVG. |
|---------|-----|----------|------|--------|------|---------|------|-----|------|--------|-----|-----|-----|-----|------|------|
| 1984-85 | 34 | 155-325 | .477 | 0-1 | .000 | 44-71 | .620 | 169 | 5.0 | 81-5 | 57 | 87 | 45 | 43 | 354 | 10.4 |
| 1985-86 | 33 | 128-256 | .500 | -- | -- | 69-103 | .670 | 171 | 5.2 | 75-3 | 62 | 58 | 60 | 54 | 325 | 9.8 |
| 1986-87 | 31 | 170-304 | .559 | 9-27 | .333 | 69-97 | .711 | 225 | 7.3 | 104-8 | 80 | 69 | 30 | 42 | 418 | 13.5 |
| 1987-88 | 30 | 241-501 | .481 | 33-97 | .340 | 105-132 | .795 | 295 | 9.8 | 83-3 | 82 | 85 | 44 | 54 | 620 | 20.7 |
| Totals | 128 | 694-1386 | .501 | 42-125 | .336 | 287-403 | .712 | 860 | 6.7 | 343-19 | 281 | 275 | 179 | 193 | 1717 | 13.4 |

8. Jeff Moore


Center, 6-7, 240, Birmingham, AL (Midfield)



| Year | G | FG-A | PCT. | 3FG-A | PCT. | FT-A | PCT. | REB | AVG. | PF-DQ | AST | TO | BLK | STL | PTS | AVG. |
|---------|-----|----------|------|-------|------|---------|------|-----|------|--------|-----|-----|-----|-----|------|------|
| 1984-85 | 34 | 119-242 | .492 | -- | -- | 41-68 | .603 | 240 | 7.1 | 98-3 | 17 | 55 | 13 | 14 | 279 | 8.2 |
| 1985-86 | 33 | 139-274 | .507 | -- | -- | 82-108 | .759 | 234 | 7.1 | 69-1 | 29 | 58 | 60 | 54 | 360 | 10.9 |
| 1986-87 | 31 | 208-383 | .543 | 2-7 | .286 | 120-150 | .800 | 293 | 9.5 | 84-3 | 25 | 69 | 30 | 42 | 538 | 17.4 |
| 1987-88 | 20 | 142-286 | .497 | 2-11 | .182 | 86-103 | .835 | 183 | 9.2 | 53-3 | 20 | 50 | 9 | 19 | 372 | 18.6 |
| Totals | 118 | 608-1185 | .513 | 4-18 | .222 | 329-429 | .767 | 950 | 8.1 | 304-10 | 91 | 228 | 59 | 62 | 1549 | 13.1 |

9. Marquis Daniels


Forward, 6-6, 200, Orlando, FL (Mt. Zion Christian Academy, NC)



| Year | G | FG-A | PCT. | 3FG-A | PCT. | FT-A | PCT. | REB | AVG. | PF-DQ | AST | TO | BLK | STL | PTS | AVG. |
|-----------|-----|----------|------|--------|------|---------|------|-----|------|-------|-----|-----|-----|-----|------|------|
| 1999-2000 | 17 | 32-72 | .444 | 3-15 | .200 | 10-20 | .500 | 45 | 2.6 | 16-0 | 8 | 22 | 2 | 5 | 77 | 4.5 |
| 2000-01 | 32 | 206-395 | .522 | 11-48 | .229 | 80-124 | .624 | 223 | 7.0 | 107-6 | 50 | 76 | 23 | 71 | 503 | 15.7 |
| 2001-02 | 28 | 115-260 | .442 | 22-62 | .355 | 73-115 | .635 | 148 | 5.3 | 75-1 | 116 | 99 | 6 | 54 | 325 | 11.6 |
| 2002-03 | 34 | 244-476 | .513 | 30-98 | .306 | 107-159 | .673 | 210 | 6.2 | 68-0 | 113 | 102 | 8 | 78 | 625 | 18.4 |
| Totals | 111 | 597-1203 | .496 | 66-223 | .296 | 270-418 | .646 | 626 | 5.6 | 266-7 | 287 | 188 | 8 | 116 | 1530 | 13.8 |

10. Scott Pohlman


Guard, 6-2, 170, Roswell, GA (Roswell)



| Year | G | FG-A | PCT. | 3FG-A | PCT. | FT-A | PCT. | REB | AVG. | PF-DQ | AST | TO | BLK | STL | PTS | AVG. |
|-----------|-----|----------|------|---------|------|---------|------|-----|------|-------|-----|-----|-----|-----|------|------|
| 1997-98 | 30 | 108-293 | .369 | 53-162 | .327 | 49-59 | .831 | 78 | 2.6 | 66-3 | 44 | 71 | 1 | 35 | 318 | 10.6 |
| 1998-99 | 33 | 129-317 | .407 | 62-160 | .387 | 69-80 | .863 | 72 | 2.2 | 61-0 | 53 | 31 | 0 | 31 | 389 | 11.8 |
| 1999-2000 | 34 | 117-326 | .359 | 49-155 | .316 | 52-68 | .765 | 80 | 2.4 | 61-1 | 53 | 46 | 5 | 22 | 335 | 9.9 |
| 2000-01 | 32 | 144-338 | .426 | 42-132 | .318 | 70-86 | .814 | 69 | 2.2 | 45-0 | 55 | 40 | 2 | 28 | 400 | 12.5 |
| Totals | 129 | 498-1274 | .391 | 206-609 | .339 | 240-293 | .819 | 299 | 2.3 | 233-4 | 205 | 188 | 8 | 116 | 1442 | 11.2 |

11. Frank Ford


Guard/Forward, 6-4, 220, Kissimmee, FL (Osceola)



| Year | G | FG-A | PCT. | 3FG-A | PCT. | FT-A | PCT. | REB | AVG. | PF-DQ | AST | TO | BLK | STL | PTS | AVG. |
|---------|-----|----------|------|-------|------|---------|------|-----|------|-------|-----|-----|-----|-----|------|------|
| 1983-84 | 31 | 97-222 | .437 | -- | -- | 38-55 | .691 | 108 | 3.5 | 45-0 | 75 | 86 | 1 | 31 | 232 | 7.5 |
| 1984-85 | 34 | 161-291 | .553 | -- | -- | 70-113 | .619 | 163 | 4.8 | 58-1 | 59 | 59 | 7 | 37 | 392 | 11.5 |
| 1985-86 | 33 | 153-281 | .544 | -- | -- | 60-83 | .723 | 146 | 4.4 | 56-1 | 68 | 39 | 4 | 39 | 366 | 11.1 |
| 1986-87 | 31 | 148-309 | .479 | 10-35 | .286 | 93-135 | .689 | 187 | 6.0 | 80-3 | 75 | 62 | 4 | 39 | 399 | 12.9 |
| Totals | 129 | 559-1103 | .507 | 10-35 | .286 | 261-386 | .676 | 604 | 4.7 | 239-5 | 277 | 246 | 15 | 146 | 1389 | 10.8 |

12. Aaron Swinson


Forward/Center, 6-5, 230, Brunswick, GA (Brunswick)



| Year | G | FG-A | PCT. | 3FG-A | PCT. | FT-A | PCT. | REB | AVG. | PF-DQ | AST | TO | BLK | STL | PTS | AVG. |
|---------|----|---------|------|-------|------|---------|------|-----|------|-------|-----|-----|-----|-----|------|------|
| 1991-92 | 27 | 157-267 | .588 | 0-1 | .000 | 72-127 | .567 | 203 | 7.5 | 72-0 | 28 | 75 | 13 | 30 | 386 | 14.3 |
| 1992-93 | 27 | 183-305 | .600 | 0-1 | .000 | 55-93 | .591 | 207 | 7.7 | 58-1 | 28 | 64 | 4 | 21 | 421 | 15.6 |
| 1993-94 | 28 | 234-371 | .631 | 0-2 | .000 | 111-161 | .689 | 226 | 8.1 | 74-1 | 30 | 59 | 6 | 14 | 579 | 20.7 |
| Totals | 82 | 574-943 | .609 | 0-4 | .000 | 238-381 | .625 | 636 | 7.8 | 204-2 | 86 | 198 | 23 | 65 | 1386 | 16.9 |

12. Lee DeFore


Forward, 6-6, 210, Atlanta, GA (Sylvan)



| Year | G | FG-A | PCT. | 3FG-A | PCT. | FT-A | PCT. | REB | AVG. | PF-DQ | AST | TO | BLK | STL | PTS | AVG. |
|---------|----|----------|------|-------|------|---------|------|-----|------|-------|-----|----|-----|-----|------|------|
| 1963-64 | 23 | 168-351 | .478 | -- | -- | 72-90 | .800 | 176 | 7.7 | 72 | -- | -- | -- | -- | 408 | 17.7 |
| 1964-65 | 23 | 145-326 | .444 | -- | -- | 73-92 | .793 | 144 | 6.3 | 70 | -- | -- | -- | -- | 363 | 15.8 |
| 1965-66 | 26 | 241-516 | .467 | -- | -- | 133-156 | .853 | 249 | 9.5 | 73 | -- | -- | -- | -- | 615 | 23.7 |
| Totals | 72 | 554-1193 | .464 | -- | -- | 278-338 | .822 | 569 | 7.8 | 215 | -- | -- | -- | -- | 1386 | 19.0 |

14. Gary Redding


Forward, 6-6, 185, Atlanta, GA (Price)



| Year | G | FG-A | PCT. | 3FG-A | PCT. | FT-A | PCT. | REB | AVG. | PF-DQ | AST | TO | BLK | STL | PTS | AVG. |
|---------|-----|----------|------|-------|------|---------|------|-----|------|-------|-----|----|-----|-----|------|------|
| 1972-73 | 26 | 120-278 | .432 | -- | -- | 58-90 | .644 | 214 | 8.2 | 60 | 39 | -- | -- | -- | 298 | 11.5 |
| 1973-74 | 26 | 117-297 | .393 | -- | -- | 79-98 | .806 | 246 | 9.4 | 56 | 30 | -- | -- | -- | 313 | 12.0 |
| 1974-75 | 26 | 159-309 | .515 | -- | -- | 63-80 | .788 | 263 | 10.1 | 72 | 40 | -- | -- | -- | 381 | 14.7 |
| 1975-76 | 26 | 139-265 | .525 | -- | -- | 64-87 | .736 | 213 | 8.2 | 64 | 29 | -- | -- | -- | 342 | 13.2 |
| Totals | 104 | 535-1149 | .466 | -- | -- | 264-355 | .744 | 936 | 9.0 | 252 | 138 | -- | -- | -- | 1334 | 12.8 |

15. Doc Robinson


Guard, 6-2, 180, Selma, AL (Selma)



| Year | G | FG-A | PCT. | 3FG-A | PCT. | FT-A | PCT. | REB | AVG. | PF-DQ | AST | TO | BLK | STL | PTS | AVG. |
|-----------|-----|----------|------|---------|------|---------|------|-----|------|-------|-----|-----|-----|-----|------|------|
| 1996-97 | 31 | 70-189 | .370 | 16-56 | .286 | 35-46 | .761 | 89 | 2.9 | 48-0 | 96 | 54 | 1 | 31 | 191 | 6.2 |
| 1997-98 | 30 | 140-358 | .391 | 43-127 | .339 | 49-64 | .766 | 110 | 3.7 | 55-2 | 131 | 93 | 6 | 35 | 372 | 12.4 |
| 1998-99 | 33 | 137-303 | .452 | 37-109 | .339 | 67-86 | .779 | 87 | 2.6 | 58-0 | 166 | 68 | 3 | 47 | 378 | 11.5 |
| 1999-2000 | 34 | 139-345 | .403 | 50-142 | .352 | 63-81 | .778 | 103 | 3.0 | 48-0 | 175 | 66 | 4 | 40 | 391 | 11.5 |
| Totals | 128 | 486-1195 | .407 | 146-434 | .336 | 214-277 | .773 | 389 | 3.0 | 209-2 | 568 | 281 | 14 | 153 | 1332 | 10.4 |

16. Stan Pietkiewicz


Guard, 6-5, 200, Winter Park, FL (Winter Park)



| Year | G | FG-A | PCT. | 3FG-A | PCT. | FT-A | PCT. | REB | AVG. | PF-DQ | AST | TO | BLK | STL | PTS | AVG. |
|---------|-----|----------|------|-------|------|---------|------|-----|------|-------|-----|----|-----|-----|------|------|
| 1974-75 | 25 | 100-233 | .429 | -- | -- | 41-52 | .788 | 71 | 2.8 | 55-0 | 52 | -- | -- | -- | 241 | 9.6 |
| 1975-76 | 25 | 112-243 | .461 | -- | -- | 28-40 | .700 | 67 | 2.7 | 56-1 | 86 | -- | -- | -- | 252 | 10.1 |
| 1976-77 | 23 | 106-219 | .484 | -- | -- | 44-51 | .863 | 61 | 2.7 | 41-0 | 90 | -- | -- | -- | 256 | 11.1 |
| 1977-78 | 27 | 194-380 | .511 | -- | -- | 128-146 | .877 | 96 | 3.6 | 64-2 | 128 | -- | -- | -- | 516 | 19.1 |
| Totals | 100 | 512-1075 | .476 | -- | -- | 241-289 | .834 | 295 | 3.0 | 216-3 | 356 | -- | -- | -- | 1265 | 12.7 |

17. Darrell Lockhart


Forward/Center, 6-9, 235, Thomaston, GA (Robert E. Lee)



| Year | G | FG-A | PCT. | 3FG-A | PCT. | FT-A | PCT. | REB | AVG. | PF-DQ | AST | TO | BLK | STL | PTS | AVG. |
|---------|-----|----------|------|-------|------|---------|------|-----|------|--------|-----|-----|-----|-----|------|------|
| 1979-80 | 28 | 99-211 | .469 | -- | -- | 48-68 | .706 | 151 | 5.4 | 69-2 | 38 | -- | 8 | 16 | 246 | 8.8 |
| 1980-81 | 27 | 134-244 | .549 | -- | -- | 34-47 | .723 | 173 | 6.4 | 91-4 | 46 | 51 | 9 | 10 | 302 | 11.2 |
| 1981-82 | 28 | 142-256 | .555 | -- | -- | 40-51 | .784 | 160 | 5.7 | 89-5 | 25 | 64 | 21 | 22 | 324 | 11.6 |
| 1982-83 | 28 | 162-297 | .545 | -- | -- | 40-53 | .755 | 153 | 5.5 | 83-5 | 29 | 64 | 16 | 12 | 364 | 13.0 |
| Totals | 111 | 537-1008 | .533 | -- | -- | 162-219 | .740 | 637 | 5.7 | 332-16 | 138 | 179 | 54 | 60 | 1236 | 11.1 |




18. Wes Flanigan
 Guard, 6-1, 180, Little Rock, AR (Parkview)




| Year | G | FG-A | PCT. | 3FG-A | PCT. | FT-A | PCT. | REB | AVG. | PF-DQ | AST | TO | BLK | STL | PTS | AVG. |
|---------|-----|---------|------|--------|------|---------|------|-----|------|--------|-----|-----|-----|-----|------|------|
| 1993-94 | 28 | 61-130 | .469 | 1-13 | .077 | 58-94 | .617 | 47 | 1.7 | 72-5 | 137 | 22 | 1 | 9 | 181 | 6.5 |
| 1994-95 | 29 | 81-186 | .435 | 15-57 | .263 | 81-101 | .802 | 68 | 2.3 | 56-0 | 84 | 58 | 3 | 24 | 258 | 8.9 |
| 1995-96 | 32 | 142-338 | .420 | 26-97 | .268 | 118-168 | .702 | 100 | 3.1 | 73-2 | 214 | 41 | 2 | 18 | 428 | 13.4 |
| 1996-97 | 31 | 117-278 | .421 | 26-97 | .268 | 81-122 | .664 | 76 | 2.5 | 65-3 | 138 | 93 | 2 | 39 | 341 | 11.0 |
| Totals | 120 | 401-952 | .421 | 68-264 | .258 | 338-485 | .697 | 291 | 2.4 | 266-10 | 573 | 214 | 8 | 90 | 1208 | 10.1 |

19. Charles Barkley
 Center, 6-6, 265, Leeds, AL (Leeds)




| Year | G | FG-A | PCT. | 3FG-A | PCT. | FT-A | PCT. | REB | AVG. | PF-DQ | AST | TO | BLK | STL | PTS | AVG. |
|---------|----|---------|------|-------|------|---------|------|-----|------|--------|-----|-----|-----|-----|------|------|
| 1981-82 | 28 | 144-242 | .595 | -- | -- | 68-107 | .636 | 275 | 9.8 | 99-4 | 30 | 45 | 51 | 13 | 356 | 12.7 |
| 1982-83 | 28 | 161-250 | .644 | -- | -- | 82-130 | .631 | 266 | 9.5 | 102-9 | 49 | 80 | 45 | 32 | 404 | 14.4 |
| 1983-84 | 28 | 162-254 | .638 | -- | -- | 99-145 | .683 | 265 | 9.5 | 89-4 | 58 | 80 | 49 | 31 | 423 | 15.1 |
| Totals | 84 | 467-746 | .626 | -- | -- | 249-382 | .652 | 806 | 9.6 | 290-17 | 137 | 205 | 145 | 76 | 1183 | 14.1 |

20. Lance Weems
 Guard, 6-3, 195, Ashland, AL (Clay County)




| Year | G | FG-A | PCT. | 3FG-A | PCT. | FT-A | PCT. | REB | AVG. | PF-DQ | AST | TO | BLK | STL | PTS | AVG. |
|---------|-----|---------|------|---------|------|---------|------|-----|------|-------|-----|-----|-----|-----|------|------|
| 1992-93 | 26 | 16-45 | .356 | 9-26 | .346 | 3-4 | .750 | 25 | 1.0 | 27-0 | 26 | 23 | 0 | 8 | 44 | 1.7 |
| 1993-94 | 24 | 82-208 | .394 | 45-126 | .357 | 40-46 | .870 | 60 | 2.5 | 52-1 | 67 | 20 | 0 | 8 | 249 | 10.4 |
| 1994-95 | 29 | 127-292 | .435 | 78-195 | .400 | 50-64 | .781 | 97 | 3.3 | 67-1 | 70 | 77 | 1 | 32 | 382 | 13.2 |
| 1995-96 | 32 | 149-370 | .403 | 108-279 | .387 | 24-34 | .706 | 116 | 3.6 | 70-0 | 55 | 19 | 0 | 11 | 430 | 13.4 |
| Totals | 111 | 374-915 | .409 | 240-626 | .383 | 117-148 | .791 | 298 | 2.7 | 216-2 | 218 | 139 | 1 | 59 | 1105 | 10.0 |

21. Bryant Smith
 Forward, 6-5, 195, Huntsville, AL (Butler)




| Year | G | FG-A | PCT. | 3FG-A | PCT. | FT-A | PCT. | REB | AVG. | PF-DQ | AST | TO | BLK | STL | PTS | AVG. |
|---------|-----|---------|------|--------|------|---------|------|-----|------|-------|-----|-----|-----|-----|------|------|
| 1995-96 | 29 | 34-79 | .430 | 19-40 | .475 | 16-28 | .571 | 58 | 2.0 | 24-1 | 12 | 3 | 2 | 6 | 103 | 3.6 |
| 1996-97 | 31 | 83-206 | .403 | 37-126 | .294 | 47-69 | .681 | 131 | 4.2 | 56-2 | 33 | 44 | 1 | 53 | 250 | 8.1 |
| 1997-98 | 28 | 130-257 | .506 | 12-57 | .211 | 99-149 | .664 | 185 | 6.6 | 58-0 | 64 | 51 | 10 | 67 | 371 | 13.3 |
| 1998-99 | 33 | 134-295 | .454 | 19-70 | .271 | 76-125 | .608 | 203 | 6.2 | 57-0 | 43 | 49 | 2 | 53 | 363 | 11.0 |
| Totals | 121 | 381-837 | .455 | 87-293 | .297 | 238-371 | .642 | 577 | 4.8 | 195-3 | 152 | 147 | 15 | 179 | 1087 | 9.0 |

22. Bubba Price
 Guard, 6-3, 175, Birmingham, AL (Carver)



| Year | G | FG-A | PCT. | 3FG-A | PCT. | FT-A | PCT. | REB | AVG. | PF-DQ | AST | TO | BLK | STL | PTS | AVG. |
|---------|-----|---------|------|-------|------|---------|------|-----|------|--------|-----|----|-----|-----|------|------|
| 1976-77 | 25 | 50-113 | .442 | -- | -- | 20-35 | .571 | 32 | 1.3 | 46-2 | 23 | -- | -- | -- | 120 | 4.8 |
| 1977-78 | 26 | 81-181 | .448 | -- | -- | 29-49 | .592 | 57 | 2.2 | 83-5 | 109 | -- | -- | -- | 191 | 7.3 |
| 1978-79 | 29 | 181-390 | .464 | -- | -- | 97-123 | .789 | 99 | 3.4 | 93-5 | 120 | -- | -- | -- | 459 | 15.8 |
| 1979-80 | 28 | 123-267 | .461 | -- | -- | 59-83 | .711 | 72 | 2.6 | 64-3 | 72 | -- | -- | -- | 305 | 10.9 |
| Totals | 108 | 435-951 | .457 | -- | -- | 205-290 | .707 | 260 | 2.4 | 286-15 | 324 | -- | -- | -- | 1075 | 10.0 |


23. Derrick Dennison
 Forward/Guard, 6-3, 190, Atlanta, GA (Douglass)



| Year | G | FG-A | PCT. | 3FG-A | PCT. | FT-A | PCT. | REB | AVG. | PF-DQ | AST | TO | BLK | STL | PTS | AVG. |
|---------|-----|---------|------|--------|------|---------|-------|-----|------|-------|-----|-----|-----|-----|------|------|
| 1986-87 | 18 | 17-28 | .607 | 6-10 | .600 | 4-4 | 1.000 | 10 | 0.6 | 11-0 | 11 | 14 | 3 | 1 | 44 | 2.4 |
| 1987-88 | 30 | 78-158 | .494 | 16-45 | .356 | 25-35 | .714 | 78 | 2.6 | 62-1 | 35 | 47 | 10 | 25 | 197 | 6.6 |
| 1988-89 | 28 | 138-313 | .441 | 26-84 | .310 | 47-66 | .712 | 117 | 4.2 | 82-3 | 119 | 108 | 15 | 44 | 349 | 12.5 |
| 1989-90 | 30 | 182-392 | .464 | 27-79 | .342 | 89-117 | .761 | 131 | 4.4 | 94-2 | 73 | 107 | 11 | 54 | 480 | 16.0 |
| Totals | 106 | 415-891 | .466 | 75-218 | .344 | 165-222 | .743 | 336 | 3.2 | 249-6 | 238 | 276 | 39 | 124 | 1070 | 10.1 |

24. Pat Burke


Center, 6-11, 250, Cape Coral, FL (Mariner)



| Year | G | FG-A | PCT. | 3FG-A | PCT. | FT-A | PCT. | REB | AVG. | PF-DQ | AST | TO | BLK | STL | PTS | AVG. |
|---------|-----|---------|------|-------|------|---------|------|-----|------|-------|-----|-----|-----|-----|------|------|
| 1993-94 | 28 | 48-100 | .480 | 0-1 | .000 | 16-32 | .500 | 82 | 2.9 | 55-4 | 14 | 18 | 8 | 2 | 112 | 4.0 |
| 1994-95 | 29 | 107-201 | .532 | 3-9 | .333 | 43-67 | .642 | 139 | 4.8 | 53-0 | 29 | 53 | 29 | 27 | 260 | 9.0 |
| 1995-96 | 32 | 138-287 | .481 | 13-54 | .241 | 63-97 | .649 | 278 | 8.7 | 86-3 | 28 | 39 | 11 | 8 | 352 | 11.0 |
| 1996-97 | 31 | 128-270 | .474 | 4-26 | .154 | 80-124 | .645 | 216 | 7.0 | 76-1 | 88 | 88 | 33 | 28 | 340 | 11.0 |
| Totals | 120 | 421-858 | .491 | 20-90 | .222 | 202-320 | .631 | 715 | 6.0 | 270-8 | 159 | 198 | 81 | 65 | 1064 | 8.9 |

25. Marco Killingsworth


Forward, 6-7, 235, Montgomery, AL (Central Park Christian Academy)



| Year | G | FG-A | PCT. | 3FG-A | PCT. | FT-A | PCT. | REB | AVG. | PF-DQ | AST | TO | BLK | STL | PTS | AVG. |
|---------|----|---------|------|-------|------|---------|------|-----|------|-------|-----|-----|-----|-----|------|------|
| 2001-02 | 28 | 90-170 | .529 | 1-5 | .299 | 38-73 | .521 | 117 | 4.2 | 81-4 | 24 | 49 | 11 | 8 | 219 | 7.8 |
| 2002-03 | 34 | 170-309 | .550 | 13-36 | .361 | 98-143 | .685 | 219 | 6.4 | 97-4 | 33 | 98 | 10 | 18 | 451 | 13.3 |
| 2003-04 | 27 | 145-247 | .587 | 4-10 | .400 | 77-120 | .642 | 187 | 6.9 | 74-1 | 28 | 68 | 16 | 21 | 371 | 13.7 |
| Totals | 89 | 405-726 | .558 | 18-48 | .375 | 213-336 | .634 | 523 | 5.9 | 252-9 | 85 | 215 | 37 | 47 | 1041 | 11.7 |

26. Franklin Williams


Forward, 6-6, 215, Headland, AL (Headland)



| Year | G | FG-A | PCT. | 3FG-A | PCT. | FT-A | PCT. | REB | AVG. | PF-DQ | AST | TO | BLK | STL | PTS | AVG. |
|---------|-----|---------|------|---------|------|---------|------|-----|------|-------|-----|-----|-----|-----|------|------|
| 1994-95 | 29 | 75-142 | .528 | 9-27 | .333 | 66-89 | .742 | 127 | 4.4 | 86-4 | 33 | 62 | 4 | 16 | 225 | 7.8 |
| 1995-96 | 32 | 115-17 | .530 | 32-68 | .471 | 71-106 | .670 | 154 | 4.8 | 70-1 | 35 | 29 | 0 | 6 | 333 | 10.4 |
| 1996-97 | 31 | 80-179 | .447 | 33-86 | .384 | 53-77 | .688 | 131 | 4.2 | 61-1 | 25 | 57 | 3 | 21 | 246 | 7.9 |
| 1997-98 | 30 | 73-182 | .401 | 31-91 | .341 | 46-74 | .622 | 113 | 3.8 | 71-2 | 35 | 71 | 6 | 21 | 223 | 7.4 |
| Totals | 122 | 343-720 | .476 | 105-272 | .386 | 236-346 | .682 | 525 | 4.3 | 288-8 | 128 | 219 | 13 | 64 | 1027 | 8.4 |

27. Bill Alexander


Center, 6-6, 215, Cherokee, AL (Cherokee Vocational)



| Year | G | FG-A | PCT. | 3FG-A | PCT. | FT-A | PCT. | REB | AVG. | PF-DQ | AST | TO | BLK | STL | PTS | AVG. |
|---------|----|---------|------|-------|------|---------|------|-----|------|-------|-----|----|-----|-----|------|------|
| 1967-68 | 25 | 125-257 | .486 | -- | -- | 85-143 | .594 | 186 | 7.4 | 84 | 26 | -- | -- | -- | 335 | 13.4 |
| 1968-69 | 25 | 126-238 | .529 | -- | -- | 85-132 | .644 | 184 | 7.4 | 91 | 22 | -- | -- | -- | 337 | 13.4 |
| 1969-70 | 26 | 141-271 | .520 | -- | -- | 72-134 | .537 | 316 | 12.1 | 78 | 19 | -- | -- | -- | 354 | 13.6 |
| Totals | 76 | 392-766 | .511 | -- | -- | 242-409 | .591 | 686 | 8.9 | 253 | 67 | -- | -- | -- | 1026 | 13.4 |

28. Earl Banks

Forward, 6-7, 220, Birmingham, AL (Holy Family)



| Year | G | FG-A | PCT. | 3FG-A | PCT. | FT-A | PCT. | REB | AVG. | PF-DQ | AST | TO | BLK | STL | PTS | AVG. |
|---------|-----|---------|------|-------|------|---------|------|-----|------|--------|-----|----|-----|-----|------|------|
| 1977-78 | 27 | 64-138 | .464 | -- | -- | 36-54 | .667 | 173 | 6.4 | 98-11 | 4 | -- | -- | -- | 164 | 6.1 |
| 1978-79 | 29 | 141-284 | .496 | -- | -- | 35-56 | .625 | 205 | 7.1 | 105-7 | 11 | -- | -- | -- | 317 | 10.9 |
| 1979-80 | 28 | 86-173 | .497 | -- | -- | 31-55 | .564 | 164 | 5.9 | 90-3 | 13 | -- | -- | -- | 203 | 7.3 |
| 1980-81 | 27 | 140-248 | .565 | -- | -- | 40-69 | .580 | 188 | 7.0 | 95-4 | 17 | -- | -- | -- | 320 | 11.9 |
| Totals | 111 | 431-843 | .511 | -- | -- | 142-234 | .607 | 730 | 6.6 | 388-25 | 45 | -- | -- | -- | 1004 | 9.0 |





TIGER RECORDS

Statistical Trends


| | G | FG-FGA | PCT. | FT-FTA | PCT. | REB-AVG. | PF-FO | A | TO | PTS | AVG. |
|----------------|----|----------|------|---------|------|-----------|--------|-----|----|------|------|
| 1949-50 | | | | | | | | | | | |
| Auburn | 23 | 533-1536 | .346 | 371-547 | .677 | | 409-na | | | 1437 | 62.4 |
| Opponents | 23 | 475-1605 | .296 | 311-513 | .606 | | 438-na | | | 1261 | 54.8 |
| 1950-51 | | | | | | | | | | | |
| Auburn | 21 | 539-1746 | .309 | 353-525 | .672 | 927-42.1 | | | | 1431 | 65.0 |
| Opponents | 21 | 558-na | | 343-547 | .626 | | | | | 1460 | 66.3 |
| 1951-52 | | | | | | | | | | | |
| Auburn | 25 | 616-1992 | .309 | 372-587 | .634 | 1212-48.5 | | | | 1604 | 64.1 |
| Opponents | 25 | 553-na | | 388-624 | .622 | | | | | 1491 | 59.6 |
| 1952-53 | | | | | | | | | | | |
| Auburn | 21 | 532-1571 | .345 | 420-667 | .629 | 1042-49.6 | 490-na | | | 1484 | 70.7 |
| Opponents | 21 | 440-na | | 466-759 | .614 | | 437-na | | | 1361 | 64.9 |
| 1953-54 | | | | | | | | | | | |
| Auburn | 24 | 622-1785 | .348 | 532-787 | .675 | 1045-43.0 | 596-na | | | 1776 | 72.0 |
| Opponents | 24 | | | | | | | | | 1644 | 68.5 |
| 1954-55 | | | | | | | | | | | |
| Auburn | 20 | 561-1371 | .396 | 455-660 | .689 | 829-41.5 | 368-na | | | 1577 | 78.9 |
| Opponents | 20 | | | | | | | | | 1552 | 77.6 |
| 1955-56 | | | | | | | | | | | |
| Auburn | 21 | 586-1447 | .405 | 469-681 | .689 | 989-47.1 | 426-na | | | 1641 | 78.1 |
| Opponents | 21 | 566-na | | 464-698 | .663 | | 407-na | | | 1596 | 76.0 |
| 1956-57 | | | | | | | | | | | |
| Auburn | 21 | 590-1386 | .426 | 479-648 | .739 | 1028-49.0 | 400-na | | | 1659 | 79.0 |
| Opponents | 21 | | | | | | | | | 1506 | 71.7 |
| 1957-58 | | | | | | | | | | | |
| Auburn | 22 | 605-1478 | .409 | 376-535 | .703 | 1161-52.8 | 379-na | | | 1586 | 72.1 |
| Opponents | 22 | 551-1614 | .341 | 331-508 | .653 | 991-45.0 | 398-na | | | 1433 | 65.1 |
| 1958-59 | | | | | | | | | | | |
| Auburn | 22 | 593-1216 | .487 | 514/707 | .727 | 1004-45.6 | 385-na | | | 1700 | 77.3 |
| Opponents | 22 | 494-1429 | .346 | 330/492 | .668 | 828-37.2 | 404-na | | | 1318 | 59.9 |
| 1959-60 | | | | | | | | | | | |
| Auburn | 22 | 532-1022 | .521 | 424-549 | .772 | 802-36.5 | 307-na | | | 1488 | 67.6 |
| Opponents | 22 | 490-1230 | .397 | 298-423 | .704 | 678-30.8 | 399-na | | | 1278 | 58.1 |
| 1960-61 | | | | | | | | | | | |
| Auburn | 22 | 500-1018 | .491 | 407-544 | .748 | 791-33.0 | 334-na | | | 1407 | 62.1 |
| Opponents | 22 | 483-1217 | .397 | 312-441 | .707 | 734-30.6 | 387-na | | | 1278 | 58.1 |
| 1961-62 | | | | | | | | | | | |
| Auburn | 24 | 542-1190 | .456 | 415-573 | .724 | 954-39.8 | 350-na | | | 1499 | 62.5 |
| Opponents | 24 | 487-1354 | .353 | 280-410 | .683 | 749-31.2 | 436-na | | | 1254 | 52.3 |
| 1962-63 | | | | | | | | | | | |
| Auburn | 22 | 601-1191 | .504 | 356-501 | .710 | 911-41.4 | 369-na | | | 1558 | 70.8 |
| Opponents | 22 | | | | | | | | | 1312 | 59.6 |
| 1963-64 | | | | | | | | | | | |
| Auburn | 23 | 629-1348 | .467 | 384-558 | .688 | 1028-44.7 | 466-26 | | | 1642 | 71.3 |
| Opponents | 23 | 593-1431 | .414 | 417-614 | .687 | 899-39.1 | 445-20 | | | 1603 | 69.7 |
| 1964-65 | | | | | | | | | | | |
| Auburn | 25 | 699-1488 | .469 | 479-645 | .743 | 1111-44.4 | 553-na | | | 1877 | 75.1 |
| Opponents | 25 | 599-1441 | .415 | 489-719 | .621 | 916-36.6 | 481-na | | | 1685 | 67.4 |
| 1965-66 | | | | | | | | | | | |
| Auburn | 26 | 749-1606 | .465 | 476-601 | .792 | 1085-41.7 | 545-na | 325 | | 1974 | 75.9 |
| Opponents | 26 | 695-1618 | .428 | 494-701 | .704 | 1027-39.5 | 465-na | 224 | | 1884 | 72.4 |
| 1966-66 | | | | | | | | | | | |
| Auburn | 25 | 651-1322 | .492 | 478-657 | .727 | 1001-40.0 | 493-na | 304 | | 1780 | 71.2 |
| Opponents | 25 | 598-1446 | .413 | 468-655 | .711 | 884-35.4 | 491-na | 178 | | 1664 | 66.5 |
| 1967-68 | | | | | | | | | | | |
| Auburn | 26 | 649-1370 | .473 | 454-661 | .686 | 983-37.8 | 497-na | 404 | | 1752 | 67.3 |
| Opponents | 26 | 653-1491 | .437 | 453-610 | .742 | 940-36.1 | 516-na | 282 | | 1759 | 67.7 |
| 1968-69 | | | | | | | | | | | |
| Auburn | 25 | 734-1461 | .502 | 470-648 | .725 | 989-39.5 | 421-na | 428 | | 1938 | 77.4 |
| Opponents | 25 | 730-1629 | .448 | 382-517 | .738 | 950-38.0 | 504-na | 331 | | 1842 | 73.6 |

2007-08 Outlook
2007-08 Tigers
Coaching Staff
2007-08 Opponents
2006-07 Review
2006-07 Tiger Records
AU Hoop History
Tiger Tracks
Administration

| | G | FG-FGA | PCT. | FT-FTA | PCT. | REB-AVG. | PF-FO | A | TO | PTS | AVG. | | |
|----------------|----|-----------|------|---------|------|-----------|--------|-----------|--------|------|------|------|------|
| 1970-71 | | | | | | | | | | | | | |
| Auburn | 26 | 817-1766 | .462 | 502-673 | .745 | 1207-46.4 | 532-na | 275 | | 2136 | 82.1 | | |
| Opponents | 26 | 837-1842 | .454 | 555-766 | .724 | 1129-43.8 | 522-na | 284 | | 2229 | 85.7 | | |
| 1971-72 | | | | | | | | | | | | | |
| Auburn | 26 | 772-1633 | .473 | 485-672 | .722 | 1114-42.8 | 532-na | 282 | | 2029 | 78.0 | | |
| Opponents | 26 | 789-1752 | .450 | 523-720 | .726 | 1092-42.1 | 495-na | 328 | | 2101 | 80.8 | | |
| 1972-73 | | | | | | | | | | | | | |
| Auburn | 26 | 741-1707 | .434 | 370-569 | .650 | 1157-44.5 | 518-26 | 314 | | 1852 | 71.2 | | |
| Opponents | 26 | 866-1888 | .459 | 327-483 | .677 | 1186-45.6 | 564-21 | 404 | | 2059 | 79.2 | | |
| 1973-74 | | | | | | | | | | | | | |
| Auburn | 26 | 824-1951 | .422 | 395-559 | .706 | 1269-48.7 | 581-29 | 290 | | 2043 | 78.5 | | |
| Opponents | 26 | 869-1907 | .456 | 446-609 | .732 | 1159-44.5 | 549-17 | 346 | | 2184 | 84.0 | | |
| 1974-75 | | | | | | | | | | | | | |
| Auburn | 26 | 870-1916 | .454 | 385-532 | .724 | 1292-49.7 | 557-20 | 319 | | 2125 | 81.7 | | |
| Opponents | 26 | 829-1946 | .426 | 377-551 | .684 | 1109-42.7 | 529-21 | 340 | | 2035 | 78.3 | | |
| 1975-76 | | | | | | | | | | | | | |
| Auburn | 26 | 862-1774 | .486 | 391-558 | .701 | 1156-44.5 | 543-18 | 349 | | 2115 | 81.3 | | |
| Opponents | 26 | 819-1806 | .453 | 373-514 | .726 | 976-37.5 | 445-25 | 377 | | 2011 | 77.3 | | |
| 1976-77 | | | | | | | | | | | | | |
| Auburn | 26 | 862-1792 | .481 | 368-509 | .723 | 1152-44.3 | 517-17 | 357 | | 2092 | 80.5 | | |
| Opponents | 26 | 827-1780 | .465 | 299-459 | .651 | 949-36.5 | 506-18 | 448 | | 1953 | 75.1 | | |
| 1977-78 | | | | | | | | | | | | | |
| Auburn | 27 | 887-1818 | .488 | 441-582 | .758 | 1113-41.2 | 608-33 | 402 | | 2215 | 82.0 | | |
| Opponents | 27 | 889-1855 | .479 | 442-638 | .693 | 1024-37.9 | 555-17 | 437 | | 2220 | 82.2 | | |
| 1978-79 | | | | | | | | | | | | | |
| Auburn | 29 | 842-1734 | .486 | 377-530 | .711 | 1014-35.0 | 588-27 | 381 | | 2061 | 71.1 | | |
| Opponents | 29 | 838-1711 | .490 | 425-599 | .710 | 980-33.8 | 540-26 | 411 | | 2101 | 72.4 | | |
| 1979-80 | | | | | | | | | | | | | |
| Auburn | 28 | 746-1570 | .475 | 362-532 | .680 | 940-33.6 | 605-17 | 375 | | 1854 | 66.2 | | |
| Opponents | 28 | 716-1513 | .473 | 446-645 | .691 | 933-33.3 | 497-12 | 367 | | 1878 | 67.1 | | |
| 1980-81 | | | | | | | | | | | | | |
| Auburn | 27 | 727-1505 | .483 | 317-481 | .659 | 912-33.8 | 592-19 | 338 | 392 | 1771 | 65.6 | | |
| Opponents | 27 | 650-1400 | .464 | 473-660 | .717 | 871-32.3 | 519-17 | 311 | | 1773 | 65.7 | | |
| 1981-82 | | | | | | | | | | | | | |
| Auburn | 28 | 789-1553 | .508 | 356-500 | .712 | 937-33.5 | 589-24 | 413 | 425 | 1934 | 69.1 | | |
| Opponents | 28 | 712-1493 | .477 | 436-630 | .692 | 824-29.4 | 498-13 | 335 | 345 | 1860 | 66.4 | | |
| 1982-83 | | | | | | | | | | | | | |
| Auburn | 28 | 818-1641 | .498 | 349-510 | .684 | 1024-36.6 | 563-24 | 444 | 502 | 1985 | 70.9 | | |
| Opponents | 28 | 764-1630 | .469 | 421-619 | .680 | 917-32.8 | 520-20 | 368 | 408 | 1949 | 69.6 | | |
| 1983-84 | | | | | | | | | | | | | |
| Auburn | 31 | 908-1752 | .518 | 442-649 | .681 | 1145-36.9 | 531-15 | 481 | 532 | 2258 | 72.8 | | |
| Opponents | 31 | 847-1818 | .481 | 357-512 | .697 | 882-28.5 | 602-24 | 462 | 436 | 2105 | 67.9 | | |
| 1984-85 | | | | | | | | | | | | | |
| Auburn | 34 | 1016-2040 | .498 | 358-556 | .644 | 1301-38.3 | 554-13 | 464 | 479 | 2390 | 70.3 | | |
| Opponents | 34 | 938-2003 | .468 | 342-530 | .645 | 1061-31.2 | 580-15 | 361 | 408 | 2218 | 65.2 | | |
| 1985-86 | | | | | | | | | | | | | |
| Auburn | 33 | 977-1934 | .505 | 425-567 | .750 | 1156-35.0 | 489-8 | 526 | 439 | 2379 | 72.1 | | |
| Opponents | 33 | 953-2005 | .475 | 288-411 | .701 | 1021-30.9 | 529-8 | 466 | 396 | 2194 | 66.5 | | |
| | G | FG-FGA | PCT. | 3FG-A | PCT. | FT-FTA | PCT. | REB-AVG. | PF-FO | A | TO | PTS | AVG. |
| 1986-87 | | | | | | | | | | | | | |
| Auburn | 31 | 955-1927 | .496 | 107-284 | .475 | 460-632 | .728 | 1228-39.6 | 553-18 | 501 | 398 | 2477 | 79.9 |
| Opponents | 31 | 883-1919 | .460 | 168-431 | .382 | 390-546 | .714 | 992-32.0 | 531-12 | 378 | 438 | 2324 | 75.0 |
| 1987-88 | | | | | | | | | | | | | |
| Auburn | 30 | 884-1863 | .475 | 148-416 | .356 | 406-527 | .770 | 1203-40.1 | 479-12 | 518 | 478 | 2322 | 77.4 |
| Opponents | 30 | 843-1877 | .449 | 166-435 | .382 | 308-481 | .640 | 977-32.6 | 527-10 | 399 | 389 | 2160 | 72.0 |
| 1988-89 | | | | | | | | | | | | | |
| Auburn | 28 | 813-1749 | .465 | 130-375 | .347 | 370-564 | .656 | 1138-40.6 | 554-21 | 452 | 513 | 2126 | 75.9 |
| Opponents | 28 | 838-1791 | .468 | 138-352 | .392 | 412-593 | .695 | 1008-36.0 | 536-10 | 428 | 400 | 2226 | 79.5 |
| 1989-90 | | | | | | | | | | | | | |
| Auburn | 31 | 865-1863 | .464 | 139-383 | .363 | 541-776 | .697 | 1171-37.8 | 675-23 | 430 | 525 | 2410 | 77.7 |
| Opponents | 31 | 900-1889 | .476 | 150-402 | .373 | 525-782 | .671 | 1148-37.0 | 670-12 | 455 | 496 | 2475 | 79.8 |
| 1990-91 | | | | | | | | | | | | | |
| Auburn | 29 | 799-1791 | .446 | 174-462 | .377 | 412-626 | .658 | 1083-37.3 | 635-23 | 425 | 516 | 2184 | 75.3 |
| Opponents | 29 | 811-1726 | .470 | 116-336 | .345 | 564-812 | .695 | 1085-37.4 | 578-15 | 401 | 470 | 2302 | 79.4 |
| 1991-92 | | | | | | | | | | | | | |
| Auburn | 27 | 877-1715 | .511 | 182-403 | .452 | 401-612 | .655 | 978-36.2 | 545-13 | 463 | 438 | 2337 | 86.6 |
| Opponents | 27 | 849-1744 | .487 | 135-407 | .332 | 468-675 | .693 | 985-36.5 | 510-8 | 432 | 426 | 2301 | 85.2 |



| | G | FG-FGA | PCT. | 3FG-A | PCT. | FT-FTA | PCT. | REB-AVG. | PF-FO | A | TO | PTS | AVG. |
|------------------|----|----------|------|---------|------|---------|------|-----------|--------|-----|-----|------|------|
| 1992-93 | | | | | | | | | | | | | |
| Auburn | 27 | 815-1627 | .501 | 161-413 | .390 | 380-540 | .704 | 969-35.9 | 478-12 | 423 | 433 | 2171 | 80.4 |
| Opponents | 27 | 784-1696 | .462 | 136-399 | .341 | 353-508 | .695 | 922-34.1 | 518-14 | 374 | 398 | 2057 | 76.2 |
| 1993-94 | | | | | | | | | | | | | |
| Auburn | 28 | 854-1689 | .506 | 182-479 | .380 | 398-610 | .652 | 1069-38.2 | 544-23 | 457 | 489 | 2288 | 81.7 |
| Opponents | 28 | 843-1830 | .461 | 161-446 | .361 | 419-611 | .686 | 964-34.4 | 548-13 | 394 | 376 | 2266 | 80.9 |
| 1994-95 | | | | | | | | | | | | | |
| Auburn | 29 | 784-1662 | .472 | 222-606 | .366 | 440-615 | .715 | 1049-35.2 | 513-14 | 493 | 495 | 2230 | 76.9 |
| Opponents | 29 | 794-1808 | .439 | 214-622 | .344 | 322-530 | .608 | 1046-36.1 | 543-19 | 454 | 454 | 2124 | 73.2 |
| 1995-96 | | | | | | | | | | | | | |
| Auburn | 32 | 814-1868 | .436 | 287-806 | .356 | 463-686 | .675 | 1188-37.1 | 536-10 | 482 | 551 | 2378 | 74.3 |
| Opponents | 32 | 853-1958 | .436 | 195-581 | .336 | 382-560 | .682 | 1166-36.4 | 614-20 | 503 | 503 | 2283 | 71.3 |
| 1996-97 | | | | | | | | | | | | | |
| Auburn | 31 | 730-1759 | .415 | 212-703 | .302 | 384-596 | .644 | 1150-37.1 | 569-13 | 387 | 506 | 2056 | 66.3 |
| Opponents | 31 | 718-1742 | .412 | 159-470 | .338 | 422-611 | .691 | 1093-35.3 | 562-19 | 352 | 504 | 2017 | 65.1 |
| 1997-98 | | | | | | | | | | | | | |
| Auburn | 30 | 743-1766 | .421 | 197-608 | .324 | 385-596 | .646 | 1183-39.4 | 560-20 | 372 | 492 | 2068 | 68.9 |
| Opponents | 30 | 698-1735 | .402 | 201-579 | .347 | 422-605 | .698 | 1054-35.1 | 569-5 | 381 | 465 | 2019 | 67.3 |
| 1998-99 | | | | | | | | | | | | | |
| Auburn | 33 | 974-2245 | .434 | 234-672 | .348 | 498-766 | .650 | 1452-44.0 | 628-10 | 461 | 425 | 2680 | 81.2 |
| Opponents | 33 | 714-1803 | .396 | 188-577 | .326 | 417-667 | .625 | 1150-34.8 | 672-26 | 370 | 657 | 2033 | 61.6 |
| 1999-2000 | | | | | | | | | | | | | |
| Auburn | 34 | 874-2118 | .413 | 227-695 | .327 | 448-684 | .655 | 1335-39.3 | 582-16 | 438 | 452 | 2423 | 71.3 |
| Opponents | 34 | 785-1915 | .410 | 210-662 | .317 | 408-596 | .685 | 1205-35.4 | 648-13 | 390 | 556 | 2188 | 64.4 |
| 2000-01 | | | | | | | | | | | | | |
| Auburn | 32 | 917-2043 | .449 | 198-642 | .308 | 445-684 | .651 | 1243-38.8 | 629-26 | 495 | 450 | 2477 | 77.4 |
| Opponents | 32 | 816-1930 | .423 | 218-660 | .330 | 488-714 | .683 | 1217-38.0 | 646-17 | 489 | 526 | 2338 | 73.1 |
| 2002-03 | | | | | | | | | | | | | |
| Auburn | 34 | 879-1890 | .465 | 198-573 | .346 | 452-685 | .660 | 1200-35.3 | 561-9 | 461 | 540 | 2408 | 70.8 |
| Opponents | 34 | 809-1939 | .417 | 230-702 | .328 | 387-571 | .678 | 1131-33.3 | 661-17 | 422 | 539 | 2235 | 65.7 |
| 2003-04 | | | | | | | | | | | | | |
| Auburn | 28 | 700-1598 | .438 | 185-543 | .341 | 375-566 | .663 | 1040-37.1 | 472-3 | 427 | 446 | 1960 | 70.0 |
| Opponents | 28 | 663-1529 | .434 | 195-534 | .365 | 315-474 | .665 | 911-32.5 | 555-12 | 363 | 459 | 1836 | 65.6 |
| 2004-05 | | | | | | | | | | | | | |
| Auburn | 31 | 757-1794 | .422 | 259-755 | .343 | 418-576 | .726 | 1027-33.1 | 624-26 | 402 | 449 | 2191 | 70.7 |
| Opponents | 31 | 837-1788 | .468 | 227-636 | .357 | 431-653 | .660 | 1166-37.6 | 520-10 | 456 | 469 | 2332 | 75.2 |
| 2005-06 | | | | | | | | | | | | | |
| Auburn | 28 | 654-1509 | .433 | 194-545 | .356 | 334-529 | .631 | 924-33.0 | 552-16 | 378 | 446 | 1836 | 65.6 |
| Opponents | 28 | 654-1480 | .442 | 193-553 | .349 | 395-585 | .675 | 959-34.2 | 484-15 | 378 | 450 | 1896 | 67.7 |
| 2006-07 | | | | | | | | | | | | | |
| Auburn | 32 | 851-1876 | .454 | 235-701 | .335 | 403-639 | .631 | 1164-36.4 | 613-26 | 532 | 526 | 2340 | 73.1 |
| Opponents | 32 | 827-1853 | .446 | 253-678 | .373 | 400-624 | .641 | 1140-35.6 | 574-0 | 459 | 513 | 2307 | 72.1 |



The 1993-94 Tigers were ranked No. 1 in the nation in field goal pct. (.506) and were led by Aaron Swinson's 63.1 percent shooting from the field, which ranked fifth in the NCAA.



The 1960 SEC Champion Tigers led the nation in two categories: field goal pct. (.521) and free throw pct. (.772). Henry Hart (pictured here) and Jimmy Fibbe both shot 53.7 percent from the field.



Single-Season Team Leaders

2007-08 Outlook
2007-08 Tigers

Coaching Staff

2007-08 Opponents

2006-07 Review

Tiger Records

AU Hoop History

Tiger Tracks

Administration

Wins

| | | |
|-----|----|------------------|
| 1. | 29 | 1998-99 |
| 2. | 24 | 1999-2000 |
| 3. | 22 | 2002-03 |
| | 22 | 1985-86 |
| | 22 | 1984-85 |
| 6. | 20 | 1983-84 |
| | 20 | 1958-59 |
| | 20 | 1927-28 |
| 9. | 19 | 1995-96 |
| | 19 | 1987-88 |
| | 19 | 1959-60 |
| 12. | 18 | 2000-01, 1986-87 |
| | 18 | 1974-75, 1962-63 |
| | 18 | 1961-62 |

Winning Percentage

| | | |
|-----|--------------|-----------|
| 1. | .909 (20-2) | 1958-59 |
| | .909 (20-2) | 1927-28 |
| 3. | .878 (29-4) | 1998-99 |
| 4. | .864 (19-3) | 1959-60 |
| 5. | .818 (18-4) | 1962-63 |
| 6. | .750 (18-6) | 1961-62 |
| 7. | .727 (16-6) | 1957-58 |
| | .727 (16-6) | 1938-39 |
| 9. | .722 (13-5) | 1941-42 |
| | .722 (13-5) | 1936-37 |
| 11. | .708 (17-7) | 1953-54 |
| | .708 (17-7) | 1949-50 |
| 13. | .706 (24-10) | 1999-2000 |

Games Played

| | | |
|----|----|-----------|
| 1. | 34 | 2002-03 |
| | 34 | 1999-2000 |
| | 34 | 1984-85 |
| 4. | 33 | 1998-99 |
| | 33 | 1985-86 |
| 6. | 32 | 2006-07 |
| | 32 | 2000-01 |
| | 32 | 1995-96 |
| 8. | 31 | 2004-05 |
| | 31 | 1996-97 |
| | 31 | 1989-90 |
| | 31 | 1986-87 |
| | 31 | 1983-84 |

Field Goals Made

| | | |
|-----|------|-----------|
| 1. | 1016 | 1984-85 |
| 2. | 977 | 1985-86 |
| 3. | 974 | 1998-99 |
| 4. | 955 | 1986-87 |
| 5. | 917 | 2000-01 |
| 6. | 908 | 1983-84 |
| 7. | 887 | 1977-78 |
| 8. | 884 | 1987-88 |
| 9. | 879 | 2002-03 |
| 10. | 877 | 1991-92 |
| 11. | 874 | 1999-2000 |

Field Goals Attempted

| | | |
|----|------|-----------|
| 1. | 2245 | 1998-99 |
| 2. | 2118 | 1999-2000 |
| 3. | 2043 | 2000-01 |
| 4. | 2040 | 1984-85 |
| 5. | 1992 | 1951-52 |
| 6. | 1951 | 1973-74 |
| 7. | 1934 | 1985-86 |
| 8. | 1927 | 1986-87 |

| | | |
|-----|------|---------|
| 9. | 1916 | 1974-75 |
| 10. | 1890 | 2002-03 |

Field Goal Percentage

| | | |
|-----|---------------------------------|---------|
| 1. | .521 (ranked #1 in NCAA Div. I) | 1959-60 |
| 2. | .518 | 1983-84 |
| 3. | .511 | 1991-92 |
| 4. | .508 | 1981-82 |
| 5. | .506 (ranked #1 in NCAA Div. I) | 1993-94 |
| 6. | .505 | 1985-86 |
| 7. | .504 | 1962-63 |
| 8. | .502 | 1968-69 |
| 9. | .501 | 1992-93 |
| 10. | .498 | 1984-85 |
| | .498 | 1982-83 |

3-Point Field Goals Made

| | | |
|-----|-----|-----------|
| 1. | 287 | 1995-96 |
| 2. | 259 | 2004-05 |
| 3. | 235 | 2006-07 |
| 4. | 234 | 1998-99 |
| 5. | 227 | 1999-2000 |
| 6. | 222 | 1994-95 |
| 7. | 212 | 1996-97 |
| 8. | 198 | 2002-03 |
| | 198 | 2000-01 |
| 10. | 197 | 1997-98 |
| 11. | 194 | 2005-06 |

Season records kept since 1986-87.

3-Point Field Goals Attempted

| | | |
|-----|-----|-----------|
| 1. | 806 | 1995-96 |
| 2. | 755 | 2004-05 |
| 3. | 703 | 1996-97 |
| 4. | 701 | 2006-07 |
| 5. | 695 | 1999-2000 |
| 6. | 672 | 1998-99 |
| 7. | 642 | 2000-01 |
| 8. | 608 | 1997-98 |
| 9. | 606 | 1994-95 |
| 10. | 573 | 2002-03 |
| 11. | 545 | 2005-06 |

Season records kept since 1986-87.

3-Point Field Goal Percentage

| | | |
|-----|------|---------|
| 1. | .452 | 1991-92 |
| 2. | .390 | 1992-93 |
| 3. | .380 | 1993-94 |
| 4. | .377 | 1990-91 |
| | .377 | 1986-87 |
| 6. | .366 | 1994-95 |
| 7. | .363 | 1989-90 |
| 8. | .356 | 1987-88 |
| | .356 | 2005-06 |
| 10. | .348 | 1998-99 |

Season records kept since 1986-87.

Free Throws Made

| | | |
|-----|-----|---------|
| 1. | 541 | 1989-90 |
| 2. | 532 | 1953-54 |
| 3. | 514 | 1958-59 |
| 4. | 502 | 1970-71 |
| 5. | 499 | 1969-70 |
| 6. | 498 | 1998-99 |
| 7. | 485 | 1971-72 |
| 8. | 479 | 1964-65 |
| | 479 | 1956-57 |
| 10. | 478 | 1966-67 |

Free Throws Attempted

| | | |
|-----|-----|-----------|
| 1. | 787 | 1953-54 |
| 2. | 776 | 1989-90 |
| 3. | 707 | 1958-59 |
| 4. | 703 | 1969-70 |
| 5. | 686 | 1995-96 |
| 6. | 685 | 2002-03 |
| 7. | 684 | 2000-01 |
| | 684 | 1999-2000 |
| 9. | 681 | 1955-56 |
| 10. | 673 | 1970-71 |

Free Throw Percentage

| | | |
|-----|---------------------------------|---------|
| 1. | .792 (ranked #1 in NCAA Div. I) | 1965-66 |
| 2. | .772 | 1959-60 |
| 3. | .770 | 1987-88 |
| 4. | .758 | 1977-78 |
| 5. | .750 | 1985-86 |
| 6. | .748 | 1960-61 |
| 7. | .745 | 1970-71 |
| 8. | .743 | 1964-65 |
| 9. | .739 | 1956-57 |
| 10. | .728 | 1986-87 |

Rebounds

| | | |
|-----|------|-----------|
| 1. | 1452 | 1998-99 |
| 2. | 1335 | 1999-2000 |
| 3. | 1301 | 1984-85 |
| 4. | 1292 | 1974-75 |
| 5. | 1269 | 1973-74 |
| 6. | 1243 | 2000-01 |
| 7. | 1228 | 1986-87 |
| 8. | 1212 | 1951-52 |
| 9. | 1209 | 1969-70 |
| 10. | 1207 | 1970-71 |

Rebound Average

| | | |
|-----|------|---------|
| 1. | 52.8 | 1957-58 |
| 2. | 49.7 | 1974-75 |
| 3. | 49.6 | 1952-53 |
| 4. | 49.0 | 1956-57 |
| 5. | 48.7 | 1973-74 |
| 6. | 48.5 | 1951-52 |
| 7. | 47.1 | 1955-56 |
| 8. | 46.5 | 1969-70 |
| 9. | 46.4 | 1970-71 |
| 10. | 45.6 | 1958-59 |

Rebound Margin

| | | |
|-----|------|------------------|
| 1. | +9.2 | 1998-99 |
| 2. | +8.6 | 1961-62 |
| 3. | +8.4 | 1983-84 |
| | +8.4 | 1958-59 |
| 5. | +7.8 | 1964-65 |
| | +7.8 | 1976-77 |
| 7. | +7.6 | 1986-87 |
| 8. | +7.5 | 1987-88 |
| 9. | +7.1 | 1984-85 |
| 10. | +7.0 | 1974-75, 1975-76 |

Personal Fouls

| | | |
|----|-----|---------|
| 1. | 675 | 1989-90 |
| 2. | 635 | 1990-91 |
| 3. | 629 | 2000-01 |
| 4. | 628 | 1998-99 |
| 5. | 624 | 2004-05 |
| 6. | 613 | 2006-07 |
| 7. | 608 | 1977-78 |



Fouled Out

| | | |
|----|---------|------------------|
| 1. | 33..... | 1977-78 |
| 2. | 29..... | 1973-74 |
| 3. | 27..... | 1978-79 |
| 4. | 26..... | 2006-07 |
| | 26..... | 2004-05 |
| | 26..... | 2000-01 |
| | 26..... | 1972-73 |
| 7. | 24..... | 1982-83 |
| | 24..... | 1981-82 |
| 9. | 23..... | 1993-94 |
| | 23..... | 1989-90, 1990-91 |

Assists

| | | |
|-----|----------|---------|
| 1. | 532..... | 2006-07 |
| 2. | 526..... | 1985-86 |
| 3. | 518..... | 1987-88 |
| 4. | 501..... | 1986-87 |
| 5. | 495..... | 2000-01 |
| 6. | 493..... | 1994-95 |
| 7. | 482..... | 1995-96 |
| 8. | 481..... | 1983-84 |
| 9. | 464..... | 1984-85 |
| 10. | 463..... | 1991-92 |

Season records kept only since 1965-66.

Blocked Shots

| | | |
|----|----------|---------|
| 1. | 178..... | 2002-03 |
| 2. | 155..... | 2000-01 |
| 3. | 152..... | 2001-02 |
| | 152..... | 1997-98 |

| | | |
|-----|----------|-----------|
| 5. | 134..... | 2003-04 |
| 6. | 118..... | 1984-85 |
| 6. | 118..... | 2005-06 |
| 8. | 114..... | 1986-87 |
| 9. | 112..... | 1998-99 |
| 10. | 110..... | 1999-2000 |

Note: Figures not available prior to 1978-79 season.

Steals

| | | |
|-----|----------|-----------|
| 1. | 327..... | 1998-99 |
| 2. | 270..... | 2006-07 |
| 3. | 269..... | 2002-03 |
| 4. | 265..... | 2000-01 |
| 5. | 258..... | 1989-90 |
| 6. | 251..... | 1995-96 |
| 7. | 247..... | 1999-2000 |
| 8. | 245..... | 1996-97 |
| 9. | 244..... | 2003-04 |
| 10. | 229..... | 2001-02 |

Note: Figures not available prior to 1978-79 season.

Points

| | | |
|----|-----------|-----------|
| 1. | 2680..... | 1998-99 |
| 2. | 2477..... | 2000-01 |
| | 2477..... | 1986-87 |
| 4. | 2423..... | 1999-2000 |
| 5. | 2410..... | 1989-90 |
| 6. | 2408..... | 2002-03 |
| 7. | 2390..... | 1984-85 |
| 8. | 2379..... | 1985-86 |
| 9. | 2378..... | 1995-96 |

| | | |
|-----|-----------|---------|
| 10. | 2337..... | 1991-92 |
|-----|-----------|---------|

Scoring Average

| | | |
|-----|------------|---------|
| 1. | 86.6..... | 1991-92 |
| 2. | 82.1..... | 1970-71 |
| 3. | 82.0..... | 1977-78 |
| 4. | 81.73..... | 1974-75 |
| 5. | 81.71..... | 1993-94 |
| 6. | 81.3..... | 1975-76 |
| 7. | 81.2..... | 1998-99 |
| 8. | 80.5..... | 1976-77 |
| 9. | 80.4..... | 1992-93 |
| 10. | 79.9..... | 1986-87 |

Scoring Margin

| | | |
|----|------------|-----------|
| 1. | +19.6..... | 1998-99 |
| 2. | +17.4..... | 1958-59 |
| 3. | +11.2..... | 1962-63 |
| 4. | +10.2..... | 1961-62 |
| 5. | +9.5..... | 1959-60 |
| 6. | +7.7..... | 1964-65 |
| 7. | +7.3..... | 1956-57 |
| 8. | +7.0..... | 1957-58 |
| 9. | +6.9..... | 1999-2000 |

All-Time Win Streaks

- 30..... Began with an 80-72 win over Georgia Tech at Georgia Tech on Jan. 22, 1958, and ended with a 75-56 loss to Kentucky at Kentucky on Feb. 21, 1959.
- 17..... Began with a 114-60 win over Southeastern Louisiana in Auburn on Nov. 13, 1998, and ended with a 72-62 loss to Kentucky at Kentucky on Jan. 20, 1999.
- 15..... Began with a 55-54 win over Vanderbilt at Auburn on Jan. 30, 1960, and ended with a 56-48 loss to Miss. State at Miss. State on Jan. 7, 1961.
- 14..... First 14 games of 1927-28 season. Began with a 38-12 win over Montgomery YMCA and ended with a 43-42 loss to Ole Miss.
- 14..... Began with a 65-56 win over Belmont in Auburn Dec. 1, 1999, and ended with a 79-77 loss at Ole Miss Jan. 22, 2000.
- 11..... Began with a 27-24 win over Miss. State in the third

- game of the 1926-27 season and ended with a 25-23 loss to Tennessee in February of 1927.
- 10..... Began with a 60-50 win over Alabama at Alabama on Jan. 20, 1962, and ended with a 63-60 loss to Kentucky at Auburn on Feb. 26, 1962.
- 9..... Began with an 83-58 win over Troy State at Auburn on Nov. 27, 1951, and ended with a 79-62 loss to Georgia Tech at Georgia Tech on Dec. 29, 1952.
- 9..... Began with an 80-56 win over Georgia Tech at Auburn on Jan. 20, 1954, and ended with a 109-79 loss to Kentucky at Kentucky on Feb. 27, 1954.
- 9..... Began with a 62-49 win over Alabama at Alabama on Mar. 4, 1962, and ended with a 62-53 loss to Miss. State at Auburn on Jan. 5, 1963.
- 9..... Began with a 94-64 win at Puerto-Rico Mayaguez on Dec. 20, 2002, and ended with a 67-51 loss at #8 Kentucky on Jan. 22, 2003

Homecourt Win Streaks

- 36..... Began with a 73-66 win over Georgia on Jan. 26, 1957, and ended with a 56-48 loss to Miss. State on Jan. 7, 1961.
- 30..... Began with a 77-62 win over Southern Miss in the first round of the NIT and last home game of the 1997-98 season and ended with a 55-53 loss to #12 LSU Mar. 1, 2000.
- 17..... Began with a 27-24 win over Miss. State in the third game of the 1926-27 season and ended with a 43-42 loss to Ole Miss in the 15th game of the 1927-28 season.

- 15..... Began with a 92-70 win over Georgia Tech on Feb. 27, 1974, and ended with a 63-62 loss to Alabama on Jan. 10, 1976.
- 10..... Began with a 79-44 win over Ole Miss on Jan. 7, 1963, and ended with a 62-57 loss to Georgia Tech on Feb. 3, 1964.

The Last Time ...

BY TEAM
All Five Starters Scored in Double Figures:

By Auburn—Toney Douglas 18, Daniel Hayles 17, Ian Young 17, Nathan Watson 12, Quinzel Brown 10 at vs. Middle Tennessee State in the San Juan Shootout, Dec. 21, 2004, at Carolina, P.R.

By Opponent—Odartey Blankson 16, Romel Beck 13, Demetrius Hunter 12, J.K. Edwards 11, Jerel Blasingame 11 for UNLV, Dec. 20, 2003, at Las Vegas, Nev.

Six Players Scored in Double Figures:

By Auburn—Brandon Robinson 24, Lewis Monroe 16, Ian Young 13, Quinzel Brown 12, Ronny LeMelle 12, Dwayne Curtis 10 at #5 Mississippi State, Mar. 2, 2004, at Starkville, Miss.

By Opponent—Chris Lofton 25, JaJuan Smith 19, C.J. Watson 18, Andre Patterson 15, Major Wingate 12 and Stanley Asumnu 10 at #8 Tennessee, Feb. 15, 2006, at Knoxville, Tenn.

Scored 100 Points:

By Auburn—105 vs. Grambling (56), Nov. 29, 2003, at Huntsville, Ala..

By Opponent—105 at #8 Tennessee (AU 89), Feb. 15, 2006, at Knoxville, Tenn.

Scored 100 Points Away from Home:

By Auburn—105 vs. Grambling (56), Nov. 29, 2003, at Huntsville, Ala.

By Opponent—116 by Troy State (AU 141), Dec. 11, 1991, at Auburn

Scored 100 Points and Lost:

By Auburn—105 vs. #3 Arkansas (117), Jan. 15, 1994, at Auburn

By Opponent—116 by Troy State (AU 141), Dec. 11, 1991, at Auburn

Scored 120 Points:

By Auburn—141 vs. Troy State (116), Dec. 11, 1991, at Auburn

By Opponent—Never been accomplished.

50-Point Victory in an SEC Game:

By Auburn—+54 vs. Alabama, Jan. 18, 1998, at Auburn (Auburn 94, Alabama 40)

By Opponent—+66 by Kentucky, Feb. 28, 1947, at Louisville, Ky. (SEC Tournament) (Kentucky 84, Auburn 18)

Made 50 Field Goals:

By Auburn—55 vs. Troy State (84 attempted), Dec. 11, 1991, at Auburn

By Opponent—Never been accomplished.

Shot 65 Percent from the Field:

By Auburn—.652 (30-46) at Ole Miss, Feb. 22, 2003, at Oxford, Miss.

By Opponent—.660 (35-53) by South Alabama, Dec. 9, 1983, at Mobile, Ala.

Shot 90 Percent from the Foul Line:

By Auburn—.929 (13-14) at #8 Tennessee, Feb. 15, 2006, at Knoxville, Tenn.

By Opponent—.944 (17-18) by #19 Georgia, Jan. 25, 2003, at Athens, Ga.

Shot 100 Percent from the Foul Line:

By Auburn—1.000 (11-11) vs. Alabama, Feb. 18, 1995, at Auburn

By Opponent—1.000 (2-2) by Murray State, Dec. 14, 2002, at Auburn

Had +20 Rebound Margin:

By Auburn—+21 (51-30) vs. Temple, Dec. 18, 2005, at Auburn

By Opponent—+21 (41-20) by Pittsburgh, Dec. 4, 2005, at Pittsburgh, Pa.

Had 30 Assists:


By Auburn—31 vs. Grambling, Dec. 5, 2000, at Auburn

By Opponent—31 by Oklahoma, Mar. 19, 1988, at Atlanta, Ga. (NCAA Tournament Second Round)

Attempted 40 Free Throws:

By Auburn—44 vs. Grambling State (28 made), Nov. 29, 2003, at Huntsville, Ala.

By Opponent—40 by Georgia (29 made), Feb. 17, 2007, at Athens, Ga.



Wesley Person was the last Tiger to score 40 points in a single game. His 44-point effort against UAB on Dec. 16, 1994, accounted for 67.7 percent of Auburn's scoring.



2007-08 Outlook
2007-08 Tigers
Coaching Staff
2007-08 Opponents
2006-07 Review
Tiger Records
AU Hoop History
Tiger Tracks
Administration

BY INDIVIDUAL

Scored 30 Points:

By Auburn—32, Toney Douglas vs. Florida, Jan. 12, 2005, at Auburn, Ala.

By Opponent—30, Kelenna Azubuike for Kentucky, Feb. 23, 2005, at Lexington, Ky.

Scored 35 Points:

By Auburn—38, Marquis Daniels vs. Troy State, Dec. 12, 2002, in San Juan Shootout at Championship Caguas, P.R.

By Opponent—38, Joe Harvell for Ole Miss, Feb. 29, 1992, at Auburn

Scored 40 Points:

By Auburn—44, Wesley Person vs. UAB, Dec. 16, 1993, at Auburn

By Opponent—44, Hersey Hawkins for Bradley, March 17, 1988, at Atlanta, Ga. (NCAA First Round)

Made 15 Field Goals:

By Auburn—15, Ronnie Battle (20 attempted) vs. Georgia, Feb. 1, 1992, at Auburn

By Opponent—16, Joe Harvell (28 att.) for Ole Miss, Feb. 29, 1992, at Auburn

Attempted 25 Field Goals:

By Auburn—28, Mack McGadney (13 made) vs. Toledo, Nov. 25, 2000, at Kansas City, Mo.

By Opponent—25, Jerald Honeycutt (10 made) for Tulane in NIT, Mar. 13, 1996, at Auburn

Made 15 Free Throws:

By Auburn—15, Eddie Johnson (15 attempted) vs. Miss. State, Jan. 20, 1975, at Auburn

By Opponent—15, Terry Reynolds (19 attempted) for Toledo, Nov. 25, 2000, at Kansas City, Mo.

Collected 20 Rebounds:

By Auburn—20, Kelvin Ardister vs. Tennessee, Jan. 4, 1989, at Auburn

By Opponent—22, Louis Amundson for UNLV, Feb. 12, 2004, at Auburn, Ala.

Collected 12 Assists:


By Auburn—12, Jamison Brewer vs. Jacksonville State, Nov. 19, 2000, at Auburn

By Opponent—12, Doug Gottlieb for Oklahoma State, Mar. 13, 1999, at Indianapolis, Ind., in the NCAA Tournament Second Round


20 Points and 20 Rebounds:

By Auburn—22 points and 20 rebounds, Kelvin Ardister vs. Tennessee, Jan. 4, 1989, at Auburn

By Opponent—30 points and 20 rebounds, Shaquille O'Neal for LSU, Feb. 22, 1992, at Baton Rouge, La.



Aaron Swinson, who finished No. 1 in the SEC in field goal percentage (.600 and .631) for two consecutive years.



Marquis Daniels led Auburn to the 2003 NCAA Tournament Sweet 16. He was named All-East Regional, averaging 23.3 points, 7 rebounds, 3 assists and 2.3 steals in three NCAA Tournament games.

Tiger Single-Game Superlatives

MOST POINTS SCORED BY AUBURN

1. 141 vs. Troy State (116), Dec. 11, 1991, at Auburn
2. 121 vs. Alabama (78), Feb. 14, 1970, at Auburn
3. 120 vs. South Alabama (67), Nov. 27, 1987, at Birmingham, Ala.
4. 117 vs. VCU (72), Mar. 3, 1975, at Auburn
5. 115 vs. LSU (67), Feb. 14, 1959, at Auburn
6. 114 vs. Southeastern Louisiana (60), Nov. 13, 1998, at Auburn
7. 113 vs. Troy State (86), Dec. 9, 1993, at Auburn
8. 112 vs. Oklahoma St. (94), Dec. 10, 1977, at Huntington, W. Va.
9. 111 vs. Jacksonville State (54), Dec. 2, 1958, at Auburn
10. 110 vs. LSU (94), Feb. 24, 1975, at Auburn

FEWEST POINTS SCORED BY AUBURN

1. 3 vs. Columbus YMCA (74), Jan. 9, 1914, at Columbus, Ga.
2. 4 vs. Talladega Athletic Club (31), Feb. 3, 1916, at Talladega, Ala.
3. 6 vs. Georgia Tech (12), Feb. 23, 1914, at Auburn
4. 7 vs. Mercer (31), Jan. 13, 1922, at Macon, Ga.
5. 8 vs. Columbus YMCA (44), 1909-10 season, at Columbus, Ga.
6. 9 vs. Birmingham Athletic Club (27), 1911-12 season
9 vs. Bessemer Athletic Club (31), Feb. 5, 1913, at Bessemer, Ala.
8. 10 vs. Washington & Lee (34), 1919-20 season, Lexington, Va.
9. 11 vs. Columbus YMCA (41), Feb. 14, 1914, at Auburn
11 vs. Mississippi State (32), Jan. 23, 1915, at Starkville, Miss.
11 vs. Camp Benning (19), Jan. 17, 1921, at Columbus, Ga.

MOST POINTS ALLOWED BY AUBURN

1. 119 by Kentucky (Auburn 76), Feb. 10, 1975, at Lexington, Ky.
2. 117 by Arkansas (Auburn 105), Jan. 15, 1994, at Auburn
3. 116 by Troy State (Auburn 141), Dec. 11, 1991, at Auburn
4. 115 by Kentucky (Auburn 78), Jan. 29, 1966, at Lexington, Ky.
5. 114 by Kentucky (Auburn 76), Feb. 1, 1971, at Lexington, Ky.
114 by Kentucky (Auburn 93), Mar. 2, 1991, at Lexington, Ky.
7. 110 by Arkansas (Auburn 92), Jan. 4, 1992, at Fayetteville, Ark.
8. 109 by Kentucky (Auburn 79), Feb. 27, 1954, at Montgomery, Ala.
9. 108 by Ole Miss (Auburn 96), Dec. 12, 1970, at Oxford, Miss.
10. 107 by Louisiana Tech (Auburn 82), Dec. 16, 1971, at Ruston, La.

FEWEST POINTS ALLOWED BY AUBURN

1. 6 by Georgia Tech (Auburn 26), Feb. 17, 1906, at Atlanta, Ga.
6 by Marion (Auburn 38), Feb. 5, 1916, at Marion
3. 7 by Tulane (Auburn 27), Jan. 19, 1906, at Auburn
7 by Vanderbilt (Auburn 27), Jan. 28, 1921, at Nashville, Tenn.
5. 8 by Georgia Tech (Auburn 24), Feb. 4, 1909, at Atlanta, Ga.
8 by Birmingham H.S. (Auburn 31), 1911-12 season
8 by West Point Athletic Club (Auburn 38), 1919-20 season
8. 9 by Mercer (Auburn 48), 1906-07 season
9 by Augusta Athletic Assoc. (Auburn 37), Jan. 27, 1909, at Auburn
9 by Camp Benning (Auburn 68), Jan. 25, 1919, at Auburn

Biggest Wins

| Margin | Date | Team (Site) | AU-Opp. |
|--------------|----------------------|--------------------------------|---------|
| 79 pts. | 1927-28 season | White's Business College | 92-13 |
| 65 pts. | Jan. 17, 1914 | Wetumpka Ath. Club (H) | 82-17 |
| 59 pts. | Dec. 30, 1957 | Howard College (H) | 106-47 |
| 59 pts. | Jan. 25, 1919 | Camp Benning | 68-9 |
| 58 pts. | Dec. 3, 1963 | Howard College (H) | 102-44 |
| 57 pts. | Dec. 20, 1999 | Puerto Rico-Mayaguez (A).. | 109-52 |
| 57 pts. | Dec. 2, 1958 | Jacksonville State (H) | 111-54 |
| 56 pts. | Feb. 15, 1906 | Mercer | 64-8 |
| 56 pts. | Nov. 21, 1999 | Arkansas-Pine Bluff (H) | 100-44 |

| Margin | Date | Team (Site) | AU-Opp. |
|--------------|---------------------|------------------------------|---------|
| 55 pts. | Jan. 2, 2000 | Stony Brook (H) | 100-45 |
| 54 pts. | Jan. 18, 1998 | Alabama (H) | 94-40 |
| 54 pts. | Nov. 13, 1998 | Southeastern Louisiana (H) . | 114-60 |
| 53 pts. | Dec. 29, 1998 | Bethune-Cookman (H) | 99-46 |
| 53 pts. | Nov. 27, 1987 | South Alabama (BHAM)..... | 120-67 |
| 50 pts. | Dec. 16, 1976 | VCU (A) | 109-59 |
| 49 pts. | Nov. 29, 2003 | Grambling State (HUNTS)... | 105-56 |
| 49 pts. | Dec. 3, 1957 | Jacksonville State (H) | 89-50 |
| 49 pts. | Jan. 29, 1928 | Tennessee (H) | 63-14 |
| 49 pts. | Jan. 11, 1919 | Montgomery YMCA | 59-10 |

Biggest Losses

| Margin | Date | Team (Site) | AU-Opp. |
|--------------|---------------------|-----------------------------|---------|
| 80 pts. | Jan. 10, 1913 | Georgia (A) | 12-92 |
| 72 pts. | Jan. 19, 1917 | Georgia | 18-90 |
| 71 pts. | Jan. 9, 1914 | Columbus YMCA (A) | 3-74 |
| 67 pts. | Feb. 7, 1916 | Georgia (A) | 14-81 |
| 66 pts. | Feb. 28, 1947 | Kentucky (LOU*) | 18-84 |
| 64 pts. | Jan. 16, 1914 | Georgia (A) | 16-80 |
| 50 pts. | Jan. 10, 1914 | Atlanta Ath. Club (A) | 20-70 |
| 48 pts. | Dec. 30, 1953 | Vanderbilt (A) | 48-96 |
| 47 pts. | Feb. 21, 1914 | Mercer (A) | 13-60 |

| Margin | Date | Team (Site) | AU-Opp. |
|--------------|---------------------|-----------------------|---------|
| 46 pts. | Jan. 10, 1913 | Georgia (H) | 21-67 |
| 45 pts. | Jan. 19, 1974 | Vanderbilt (A) | 51-96 |
| 45 pts. | Feb. 28, 1946 | Kentucky (LOU*) | 24-69 |
| 44 pts. | Jan. 5, 1951 | Kentucky (A) | 35-79 |
| 43 pts. | Feb. 10, 1975 | Kentucky (A) | 76-119 |
| 43 pts. | Dec. 18, 1972 | Dayton (A) | 63-106 |
| 42 pts. | Mar. 7, 1997 | Kentucky (MEM*) | 50-92 |
| 41 pts. | Mar. 2, 2005 | Alabama (A) | 53-94 |

*SEC Tournament: Louisville, Ky.; Memphis, Tenn.