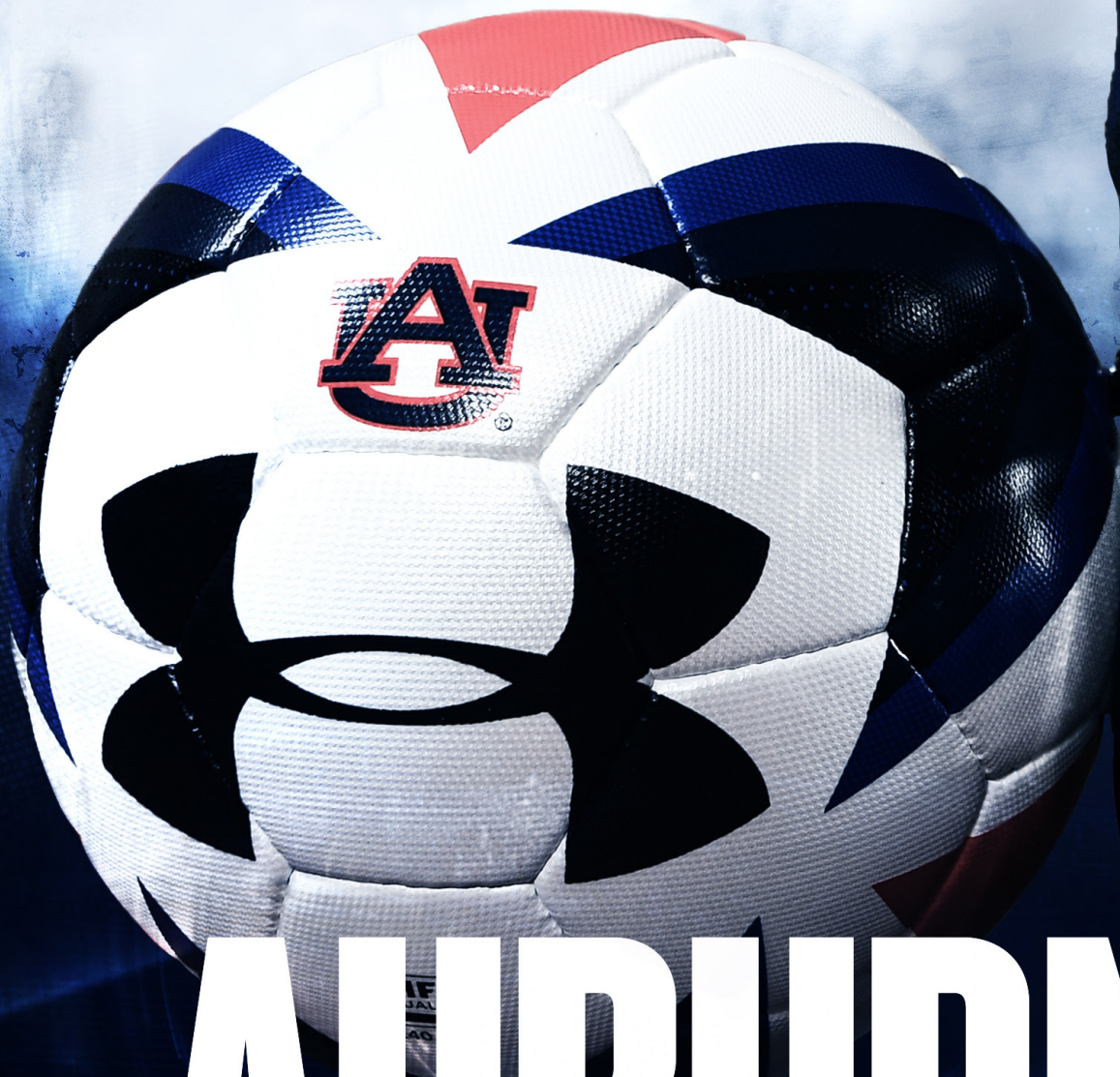




2 0 1 8 S E A S O N



# AUBURN

S O C C E R





---

# THE AUBURN EXPERIENCE

---



---

# FIRST-CLASS FACILITIES

---





---

# HOME-FIELD ADVANTAGE

---







**AUBURN UNIVERSITY**

Department of Intercollegiate Athletics

www.AuburnTigers.com  
Facebook: AuburnSoccer  
Twitter: @AuburnSoccer  
Instagram: @AuburnSoccer

**ADDRESS**

Auburn Athletics Complex  
392 South Donahue Drive  
Auburn, AL 36849

**NUMBERS**

Phone: 334-844-9800  
Fax: 334-844-9807

**EDITOR**

George Nunnelley

**COVER DESIGN**

Kevin Ortiz

**PHOTOGRAPHY**

Wade Rackley, Dakota Sumpter



**TABLE OF CONTENTS**

**Schedule and Quick Facts ..... 6**

**Meet the Team..... 7-39**

    2018 Roster.....8

    Seniors ..... 9-12

    Juniors..... 13-18

    Sophomores ..... 19-24

    Freshmen ..... 25-30

    Coaching Staff ..... 31-37

    Support Staff..... 38-39

**Coaching History ..... 40-41**

**2017 in Review ..... 42-43**

**Record Book..... 44-51**

    Team Records .....45

    Individual Records - Season..... 46-47

    Individual Records - Career ..... 48-49

    Yearly Leaders ..... 50-51

**Honors and Awards ..... 52-56**

    SEC ..... 53-54

    NCAA ..... 55-56

**All-Time Letterwinners..... 57-60**

**All-Time Results by Year..... 61-68**

    1993-1996 .....62

    1997-2001 .....63

    2001-2004 .....64

    2005-2007 .....65

    2008-2010 .....66

    2011-2014 .....67

    2014-2017 .....68

**All-Time Results by Opponent..... 69-76**

    vs. A-C.....69

    vs. C-F .....70

    vs. G-K.....71

    vs. K-M.....72

    vs. M-O.....73

    vs. O-S .....74

    vs. S-T.....75

    vs. U-Z.....76

**All-Time Results by Conference..... 77-79**

**SEC History..... 80-84**

**Postseason History..... 85-90**

    SEC Tournament Results ..... 86-88

    NCAA Tournament Results..... 89-90

**Radio/TV Spot Chart ..... 91-92**



**MEDIA INFORMATION**

**Soccer Contact**

George Nunnelley  
Cell Phone: 502-609-9982  
Email: gnnunnelley@auburn.edu

**Interviews**

All interviews for head coach Karen Hoppa, assistant coaches and student-athletes must be coordinated through the communications office. Requests should be submitted at least 24 hours in advance.

**Credentials**

If a media member plans to cover a home match at the Auburn Soccer Complex, please notify the communications office as soon as possible due to limited press box space.

**COMMUNICATIONS STAFF**

**Associate Athletic Director**

Kirk Sampson

**Assistant Athletic Director**

Shelly Poe

**Associate Director of Communications**

Dan Froehlich

**Assistant Directors of Communications**

George Nunnelley  
Wes Todd  
Cody Voga  
Kendra Willard

**Communications Assistant**

TBA





# 2018 AUBURN SOCCER SCHEDULE

|                  |   |                  |  |                  |  |
|------------------|---|------------------|--|------------------|--|
| <b>8</b><br>AUG  |  <b>CLEMSON (EX.)</b><br>CLEMSON, S.C.             | <b>11</b><br>AUG |  <b>KENNESAW ST. (EX.)</b><br>AUBURN SOCCER COMPLEX | <b>16</b><br>AUG |  <b>SAMFORD</b><br>BIRMINGHAM, ALA.               |
| <b>19</b><br>AUG |  <b>SOUTH FLORIDA</b><br>AUBURN SOCCER COMPLEX     | <b>24</b><br>AUG |  <b>UAB</b><br>AUBURN SOCCER COMPLEX                | <b>26</b><br>AUG |  <b>UL-LAFAYETTE</b><br>AUBURN SOCCER COMPLEX     |
| <b>21</b><br>AUG |  <b>CAL ST. FULLERTON</b><br>FULLERTON, CALIF.     | <b>2</b><br>SEP  |  <b>LONG BEACH ST.</b><br>LONG BEACH, CALIF.        | <b>9</b><br>SEP  |  <b>CINCINNATI</b><br>AUBURN SOCCER COMPLEX       |
| <b>14</b><br>SEP |  <b>MISSISSIPPI ST. *</b><br>AUBURN SOCCER COMPLEX | <b>16</b><br>SEP |  <b>ALABAMA STATE</b><br>AUBURN SOCCER COMPLEX      | <b>20</b><br>SEP |  <b>LSU *</b><br>BATON ROUGE, LA.                 |
| <b>23</b><br>SEP |  <b>OLE MISS *</b><br>AUBURN SOCCER COMPLEX        | <b>28</b><br>SEP |  <b>SOUTH CAROLINA *</b><br>COLUMBIA, S.C.          | <b>4</b><br>OCT  |  <b>TEXAS A&amp;M *</b><br>COLLEGE STATION, TEXAS |
| <b>7</b><br>OCT  |  <b>GEORIGIA *</b><br>AUBURN SOCCER COMPLEX        | <b>14</b><br>OCT |  <b>MISSOURI *</b><br>COLUMBIA, MO.                 | <b>18</b><br>OCT |  <b>VANDERBILT *</b><br>AUBURN SOCCER COMPLEX     |
| <b>21</b><br>OCT |  <b>ARKANSAS *</b><br>FAYETTEVILLE, ARK.         | <b>25</b><br>OCT |  <b>ALABAMA *</b><br>AUBURN SOCCER COMPLEX        | <b>29</b><br>OCT |  <b>SEC TOURNAMENT</b><br>ORANGE BEACH, ALA.    |

\* = SEC MATCH // ALL HOME MATCHES AVAILABLE ON SEC NETWORK+

## QUICK FACTS

### University Information

City / Zip..... Auburn, Ala. / 36831  
 Founded..... Oct. 1, 1856  
 Enrollment..... 29,776  
 Nickname..... Tigers  
 Colors..... Navy Blue and Burnt Orange  
 Affiliation..... NCAA Division I  
 Conference..... Southeastern Conference  
 Stadium (Capacity)..... Auburn Soccer Complex (1,500)  
 President..... Dr. Steven Leath (Penn State, 1979)  
 Athletic Director..... Allen Greene (Notre Dame, 1998)

### Team Information

Letterwinners Returning/Lost..... 15/9  
 Starters Returning/Lost..... 6/5  
 2017 Overall Record..... 8-7-5  
 2017 Conference Record / Finish..... 4-2-4 / 6th

### Auburn Program History

All-Time Record..... 278-197-49 (.577)  
 All-Time SEC Record..... 119-92-28 (.556)  
 NCAA Tournament Appearances..... 15  
 NCAA Tournament Record..... 13-15 (.464)  
 SEC Tournament Appearances..... 22  
 SEC Tournament Record..... 17-20 (.459)

### Staff Information

Head Coach..... Karen Hoppa (UCF, 1990)  
 Career Record..... 289-191-46 (.593) / 26th season  
 Record at Auburn..... 225-147-37 (.595) / 20th season  
 Associate Head Coach..... James Armstrong (Edinburgh, 2001)  
 Assistant Coach..... Ben Madsen (Lincoln Memorial, 2003)  
 Director of Operations..... Amy Reif (Auburn, 1998)





---

# MEET THE 2018 TEAM

---





# 2018 AUBURN SOCCER ROSTER

## By Number

| No. | Name            | Pos. | Ht.  | Year  | Hometown (High School/Last School)                  |
|-----|-----------------|------|------|-------|---|
| 1   | Hailey Whitaker | MF   | 5-1  | Fr.   | Birmingham, Ala. (Oak Mountain)                     |
| 2   | Dani Solaru     | F/MF | 5-6  | Jr.   | Irvine, Calif. (Northwood)                          |
| 3   | Alyssa Malonson | D/F  | 5-3  | So.   | Spring, Texas (Klein)                               |
| 4   | Bri Folds       | MF/F | 5-2  | Jr.   | Lakeland, Fla. (Lakeland Christian)                 |
| 5   | Abby Meadows    | F    | 5-7  | R-Jr. | Auburn, Ala. (Auburn)                               |
| 6   | Katie Hickman   | F/MF | 5-5  | R-So. | Lilburn, Ga. (Parkview)                             |
| 7   | Abby Jacobs     | D    | 5-7  | Fr.   | Pensacola Beach, Fla. (Gulf Breeze)                 |
| 8   | Julia Pack      | MF/F | 5-7  | Fr.   | Birmingham, Ala. (Oak Mountain)                     |
| 9   | Jessie Gerow    | F/MF | 5-5  | Jr.   | Houston, Texas (Cypress Ranch)                      |
| 10  | Ashton Brock    | MF   | 5-4  | Sr.   | Dade City, Fla. (Pasco)                             |
| 11  | Stella Kiss     | MF   | 5-3  | Fr.   | Kecsksed, Hungary (Szent-Gyorgyi Albert)            |
| 12  | Sarah Houchin   | D    | 5-8  | So.   | Coppell, Texas (Coppell)                            |
| 14  | Sarah Le Beau   | GK   | 5-10 | R-Sr. | Crystal Lake, Ill. (Prairie Ridge)                  |
| 15  | Silvana Poulter | F    | 5-4  | So.   | Cedar Knolls, N.J. (Whippany Park)                  |
| 16  | Rocio Sanders   | F/MF | 5-4  | So.   | Cocoa Beach, Fla. (Cocoa Beach)                     |
| 17  | Taylor Troutman | D/F  | 5-6  | Sr.   | Toms River, N.J. (Toms River South)                 |
| 18  | Taylor Gosselin | F    | 5-7  | Fr.   | Dana Point, Calif. (JSerra Catholic)                |
| 19  | Sophie Milich   | GK   | 6-0  | R-Jr. | Katy, Texas (The Village School)                    |
| 20  | Olivia Dedels   | MF   | 5-6  | Fr.   | Lawrenceville, Ga. (Collins Hill)                   |
| 21  | Kori Locksley   | MF/F | 5-7  | R-Fr. | Silver Spring, Md. (McDonogh)                       |
| 22  | M.E. Craven     | D    | 6-2  | Fr.   | Cumming, Ga. (Lambert)                              |
| 27  | Cami Rogers     | MF/D | 5-4  | R-Fr. | Prattville, Ala. (Prattville)                       |
| 28  | Treva Aycock    | F    | 5-4  | Jr.   | Marietta, Ga. (Harrison/Furman)                     |
| 29  | Gianna Montini  | MF   | 5-7  | Sr.   | San Diego, Calif. (Torrey Pines)                    |
| 34  | Morgan Ramby    | GK   | 6-0  | R-Fr. | Lebanon, Ohio (Springboro)                          |
| 44  | Angeline Daly   | MF   | 5-5  | R-Fr. | Ponte Vedra Beach, Fla. (Ponte Vedra/Florida State) |
| 48  | Jaelyn Gadson   | F    | 5-4  | So.   | Hilton Head, S.C. (Bluffton)                        |

## By Name

| No. | Name            | Pos. |
|-----|-----------------|------|
| 28  | Treva Aycock    | F    |
| 10  | Ashton Brock    | MF   |
| 22  | M.E. Craven     | D    |
| 44  | Angeline Daly   | MF   |
| 20  | Olivia Dedels   | MF   |
| 4   | Bri Folds       | MF/F |
| 48  | Jaelyn Gadson   | F    |
| 9   | Jessie Gerow    | F/MF |
| 18  | Taylor Gosselin | F    |
| 6   | Katie Hickman   | F/MF |
| 12  | Sarah Houchin   | D    |
| 7   | Abby Jacobs     | D    |
| 11  | Stella Kiss     | MF   |
| 14  | Sarah Le Beau   | GK   |
| 21  | Kori Locksley   | MF/F |
| 3   | Alyssa Malonson | D/F  |
| 5   | Abby Meadows    | F    |
| 19  | Sophie Milich   | GK   |
| 29  | Gianna Montini  | MF   |
| 8   | Julia Pack      | MF   |
| 15  | Silvana Poulter | F    |
| 34  | Morgan Ramby    | GK   |
| 27  | Cami Rogers     | MF/D |
| 16  | Rocio Sanders   | F/MF |
| 2   | Dani Solaru     | F/MF |
| 17  | Taylor Troutman | D/F  |
| 1   | Hailey Whitaker | MF   |

## By Class

### Freshmen (11)

M.E. Craven, Angeline Daly, Olivia Dedels, Taylor Gosselin, Abby Jacobs, Stella Kiss, Kori Locksley, Julia Pack, Morgan Ramby, Cami Rogers, Hailey Whitaker

### Sophomores (6)

Jaelyn Gadson, Katie Hickman, Sarah Houchin, Alyssa Malonson, Silvana Poulter, Rocio Sanders

### Juniors (6)

Treva Aycock, Bri Folds, Jessie Gerow, Abby Meadows, Sophie Milich, Dani Solaru

### Seniors (4)

Ashton Brock, Sarah Le Beau, Gianna Montini, Taylor Troutman

## By Position

### Forwards (12)

Treva Aycock, Jaelyn Gadson, Jessie Gerow, Taylor Gosselin, Katie Hickman, Kori Locksley, Abby Meadows, Silvana Poulter, Cami Rogers, Rocio Sanders, Dani Solaru, Hailey Whitaker

### Midfielders (7)

Ashton Brock, Angeline Daly, Olivia Dedels, Bri Folds, Stella Kiss, Gianna Montini, Julia Pack

### Defenders (5)

M.E. Craven, Sarah Houchin, Abby Jacobs, Alyssa Malonson, Taylor Troutman

### Goalkeepers (3)

Sarah Le Beau, Sophie Milich, Morgan Ramby



10

**Height:** 5-4  
**Position:** Midfielder  
**Class:** Senior  
**High School:** Pasco  
**Hometown:** Dade City, Fla.  
**Ashton BROCK**



### JUNIOR SEASON (2017)

- Played in eight matches as a midfielder
- Saw 94 minutes of action on the pitch
- Registered a shot in a 3-1 win vs. High Point (9/8)
- Played a season-high 28 minutes vs. Kentucky (9/24)
- Saw 11 minutes of action in the NCAA Tournament win vs. Hofstra (11/10)

### SOPHOMORE SEASON (2016)

- Made 13 appearances in the field as a midfielder and a forward
- Saw 180 minutes of action on the field
- Notched a point and took two shots on the season
- Made first appearance of the season in overtime victory at South Alabama (8/21)
- Registered an assist in a 3-1 win against Tennessee in the SEC Tournament (11/2)
- Laced shots in NCAA Tournament matches versus South Alabama (11/12) and Florida (11/20)

### FRESHMAN SEASON (2015)

- Came off the bench and played 524 minutes across 21 matches
- Chimed in with an assist to add a point for the Tigers
- Took three shots with one coming on target (.333)
- Made career debut in season opener at UC Irvine (8/21)
- Earned first SEC cap at Missouri (9/11)
- Appeared in NCAA Tournament matches against SE Louisiana (11/14) and at Florida State (11/22)

### ODP

- Member of '97 Florida team, the '97 Region III Team, '97 International Pool Team and '97/'98 Region Team

### CLUB

- Has played for Tampa Bay United under Jim Cote and Eddie Rodriguez
- Was part of the WAGS Championship team during her senior season
- Won the Florida State Cup and was a Southern Regional Semi-Finalist
- Southern Regional Finalist in 2012
- Capped her freshman season as a WAGS Champion and Disney Champion for Tampa Bay United 95

### HIGH SCHOOL

- Varsity captain for four years under Dan Herndon at Pasco High School
- In 2012, was named to the Best of Florida soccer team
- Scored 30 goals and notched 13 assists over sophomore and junior seasons
- Nearly quadrupled her season-high during her senior season with 41 goals and 12 assists
- Was part of the National Honor Society and Straight A Honor Roll
- Also a SAC All-Academic Athlete and graduated Summa Cum Laude
- Rotary Outstanding Citizen

### PERSONAL

- Daughter of Hutch and Natalie Brock
- Has three brothers, Coleman, Carson and Connor
- Father, Hutch, played football and baseball at UPenn
- Enrolled in the College of Liberal Arts

| Season        | GP-GS       | Min.       | G        | A        | Pts      | Shot     | Shot%       | SOG      | SOG%        | GW       | PK-ATT     |
|---------------|-------------|------------|----------|----------|----------|----------|-------------|----------|-------------|----------|------------|
| 2015          | 21-0        | 524        | 0        | 1        | 1        | 3        | .000        | 1        | .333        | 0        | 0-0        |
| 2016          | 13-0        | 180        | 0        | 1        | 1        | 2        | .000        | 0        | .000        | 0        | 0-0        |
| 2017          | 8-0         | 94         | 0        | 0        | 0        | 1        | .000        | 0        | .000        | 0        | 0-0        |
| <b>Totals</b> | <b>42-0</b> | <b>798</b> | <b>0</b> | <b>2</b> | <b>2</b> | <b>6</b> | <b>.000</b> | <b>1</b> | <b>.167</b> | <b>0</b> | <b>0-0</b> |





14

**Height:** 5-10  
**Position:** Goalkeeper  
**Class:** Redshirt Senior  
**High School:** Prairie Ridge  
**Hometown:** Crystal Lake, Ill.  
**Sarah LE BEAU**



#### HONORS AND AWARDS

- NSCAA All-South Region (2015)
- United Soccer Coaches All-Southeast Region (2017)
- All-SEC Second Team (2015, 2016)
- SEC All-Freshman Team (2015)
- SEC Preseason Watch List (2016, 2017)

#### JUNIOR SEASON (2017)

- Started in all 20 matches in goal and was one of two Tigers to play every minute
- Pitched a career-high eight shutouts and totaled 79 saves, good for third in the SEC
- As a team captain, led Auburn to a program-record-matching five SEC shutouts
- Allowed just nine goals in 10 conference matches, good for fourth in the league
- Named the SEC Defensive Player of the Week after beginning conference play with a shutout win vs. Texas A&M (9/15)
- Posted career-highs in saves vs. North Carolina with 10 (9/1) and in the NCAA Tournament at Stanford with 11 (11/17)
- Pitched a shutout against Hofstra in the first round of the NCAA Tournament, helping Auburn advance to the second round for the fourth straight season

#### SOPHOMORE SEASON (2016)

- Was the primary keeper and started all 24 matches in net
- Totaled 2,153 minutes between the posts, ranking seventh in the nation
- Secured six shutouts - the 10th-most in single-season program history - and amassed 67 saves
- Three shutouts came in SEC play and one occurred in the NCAA Tournament
- Allowed just six goals during team's seven-game SEC winning streak (9/22-10/20), the highest in program history
- Maintained a 1.09 goals against average, ranking ninth in Auburn history
- Posted a season-high seven saves in matches against Baylor (9/11) and Arkansas (11/4)
- Selected as the SEC Defensive Player of the Week after preserving a 1-0 shutout to go along with four saves, including one at point-blank range, versus Missouri (10/3)
- Allowed one or fewer goals in all four of the team's NCAA Tournament matches en route

#### FRESHMAN SEASON (2015)

- Served as team's primary protector between the posts with 23 starts
- Recorded seven shutouts, the sixth-most in single-season program history
- With a little over 2,098 minutes in the net, she ranked ninth nationally
- Made 81 saves and maintained a 0.99 goals against average, the fifth-best mark in single-season program history
- Opened season with six-straight shutouts en route to program's best start
- Combined for nine saves at UC Irvine (8/21) and Long Beach State (8/23)
- Named SEC Defensive Player of the Week (8/24)
- Tabbed SEC Freshman of the Week (9/28) after securing consecutive wins against LSU (9/25) and Florida (9/27)

#### 2014

- Redshirted during her freshman season

#### ODP

- 2013, 2014 ECNL PDP Camp Invitee
- 2010 Illinois ODP State and Region II Pool
- 2008 Illinois ODP State and Region II Pool

#### CLUB

- Played for Rory Dames and Trae Manny
- Finalist for the Illinois State Cup, Region II Champion, U15 ECNL Nationals
- U16 ECNL Nationals 5th Place
- U17 ECNL Team, 13 shutouts in 21 games
- Played on the U23 ECNL National Champion Team
- U18 2013/14 Disney Showcase Champion
- Top Drawer 2014 Top 150 (Ranked 103)
- National Positional Rank (13)
- Midwest Region Rank (6)

#### PERSONAL

- Daughter of Steve and Joanne Le Beau
- Has one brother, Matt
- Enrolled in the Ginn College of Engineering

| Season        | GP-GS        | Min.           | GA        | GA Avg.     | Saves      | Save Pct.   | W         | L         | T        | Shutouts    |
|---------------|--------------|----------------|-----------|-------------|------------|-------------|-----------|-----------|----------|-------------|
| 2015          | 23-23        | 2098:06        | 23        | 0.99        | 81         | .779        | 16        | 6         | 1        | 7/2         |
| 2016          | 24-24        | 2153:08        | 26        | 1.09        | 73         | .737        | 17        | 7         | 0        | 6/1         |
| 2017          | 20-20        | 1911:49        | 24        | 1.13        | 79         | .767        | 8         | 7         | 5        | 8/0         |
| <b>Totals</b> | <b>67-67</b> | <b>6163:03</b> | <b>73</b> | <b>1.07</b> | <b>233</b> | <b>.761</b> | <b>41</b> | <b>20</b> | <b>6</b> | <b>21/3</b> |



**Height:** 5-7  
**Position:** Midfielder  
**Class:** Senior  
**High School:** Torrey Pines  
**Hometown:** San Diego, Calif.

## Gianna MONTINI

### HIGH SCHOOL

- Scored 23 goals in her high school career for Torrey Pines
- Notched a career-high 17 assists during her junior season (2013-14)
- Had 10 or more assists each year
- Named to U-T San Diego All-Academic Team (2011-2015)
- 2014 First-Team All-CIF
- 2014 Falcon Award winner
- 2014 Avocado League Player of the Year

### PERSONAL

- Daughter of Sam and Wendy Montini
- Has one sister, Mia
- Enrolled in the Harbert College of Business

### JUNIOR SEASON (2017)

- Played in all 20 matches and earned 15 starts
- Logged a career-high 1,504 minutes as a midfielder
- Assisted on the opening goal of a win at Alabama (10/10)
- Registered eight shots on the season with three on frame (.375)
- Put a shot on goal in matches vs. Lipscomb (8/20), at Tennessee (9/21) and vs. Arkansas (10/5)
- Started in both NCAA Tournament matches and was on the field for all but six minutes

### SOPHOMORE SEASON (2016)

- Competed in 19 matches, including four starts, for the Tigers
- Logged 558 minutes on the pitch as a midfielder
- Tallied three points through a goal and two assists
- Took nine shots on the season with three on target (.333)
- Made season debut at South Alabama (8/21)
- Earned first career start and notched first career point by way of an assist against Arkansas (10/14)
- Notched the game-winning goal in the NCAA Second round victory over UConn (11/18) on a header from a set piece to send the Tigers to the NCAA Sweet 16
- Started the NCAA Sweet 16 and NCAA Quarterfinal matches versus Florida (11/20) and USC (11/25), respectively

### FRESHMAN SEASON (2015)

- Saw action in 15 matches off the bench
- Played the entirety of 208 minutes
- Took two shots with one on target (.500)

### CLUB

- Played for Felicia Kappes of Del Mar Carmel Valley Sharks
- Was a team captain since U9's
- Won National Championship two-straight years



| Season        | GP-GS        | Min.        | G        | A        | Pts      | Shot      | Shot%       | SOG      | SOG%        | GW       | PK-ATT     |
|---------------|--------------|-------------|----------|----------|----------|-----------|-------------|----------|-------------|----------|------------|
| 2015          | 15-0         | 208         | 0        | 0        | 0        | 2         | .000        | 1        | .500        | 0        | 0-0        |
| 2016          | 19-4         | 558         | 1        | 1        | 3        | 9         | .111        | 3        | .333        | 1        | 0-0        |
| 2017          | 20-15        | 1504        | 0        | 1        | 1        | 8         | .000        | 3        | .375        | 0        | 0-0        |
| <b>Totals</b> | <b>54-19</b> | <b>2270</b> | <b>1</b> | <b>2</b> | <b>4</b> | <b>19</b> | <b>.053</b> | <b>7</b> | <b>.368</b> | <b>1</b> | <b>0-0</b> |





17

# Taylor TROUTMAN

**Height:** 5-6

**Position:** Forward

**Class:** Senior

**High School:** Toms River South

**Hometown:** Toms River, N.J.

## CLUB

- Played for Craig Dorman and Dan Mannella on CRUSA FC Bucks Fury
- 2014 ECNL North American League National Champions
- Went undefeated in 2013 in NEWSS and WAGS
- Won Jefferson Cup, PA State Cup and Region I during freshman year
- Scored 10 goals through first three seasons at club level
- Selected to ECNL ID2 PDP Camp for Northeast Division in 2013 and 2014

## HIGH SCHOOL

- Scored at least 20 goals or more from sophomore through senior seasons
- Her 29 goals during junior year are a single-season career-high
- Notched 22 assists in same season, also a career-high
- Set new school record for goals in a career (88) and assists in a career (44)
- Senior Academic Excellence Award from Shore Soccer Officials Association
- Made First-Team All-State Group III
- First-Team All-Shore and First-Team All-County
- Ocean County Player of the Year and was South Jersey Group III champion
- Team MVP in 2013 and set single-season school record for assists (22)
- First-Team All-County in 2011 and 2012 and First-Team All-Shore in 2013
- Member of National Honor Society

## PERSONAL

- Daughter of Mark and Donna Troutman
- Has a sister, Paige
- Father, Mark, was a wrestler at Wilkes University (PA)
- Mother, Donna, played field hockey at Bloomsburg University (PA)
- Sister, Paige, played soccer at LaSalle
- Cousin, Lindsey Wiest, played soccer at Tennessee
- Enrolled in the Ginn College of Engineering



## HONORS AND AWARDS

- SEC All-Freshman Team (2015)
- CoSIDA Academic All-District (2017)

## JUNIOR SEASON (2017)

- Played and started in all 20 matches as a defender
- Logged a career-high 1,810 minutes on the pitch
- Played a key role in guiding Auburn to eight shutouts, including a program-record-matching five in SEC play
- Totaled six points on one goal and four assists
- Registered 10 shots with five being on frame (.500)
- Scored the game-winner in the season opener vs. South Alabama (9/18)
- Registered an assist in matches vs. High Point (9/8), Kentucky (9/24), at Alabama (10/10) and at Vanderbilt (10/26)
- Her four assists matched a career high and were tied for third on the team

## SOPHOMORE SEASON (2016)

- Played in all 24 matches and earned 18 starts as a forward and a defender
- Logged 1,492 minutes of game action for the Tigers
- Recorded six points through a goal and four assists
- Fired 16 shots, including six on target (.375)
- Keyed team's seven shutouts along the back line
- Earned first start of the season in season opener against Clemson (8/19)
- Tallied the match-winner in a 1-0 victory versus Baylor (9/11)
- Had back-to-back matches with an assist against Mississippi State (10/9) and Arkansas (10/14)
- Matched career-high with two assists in season finale versus Tennessee (10/27)

## FRESHMAN SEASON (2015)

- Saw action in all 23 matches, starting 20 of them
- Secured 1,345 minutes of play
- Netted 11 points by way of four goals and three assists
- Took 52 corners and contributed 15 shots on goal
- Blasted home match-winner in converted cross at Alabama (10/1)

## U.S. NATIONAL TEAM

- Part of U17 national player pool

## ODP

- Part of state team from age 12 through 16
- Region I team, ages 12 and 15
- Played in inter-regional tournament in Boca Raton, Fla., at age 15
- US ODP State Team Nationals tournament at age 15 and 16.

| Season        | GP-GS        | Min.        | G        | A         | Pts       | Shot      | Shot%       | SOG       | SOG%        | GW       | PK-ATT     |
|---------------|--------------|-------------|----------|-----------|-----------|-----------|-------------|-----------|-------------|----------|------------|
| 2015          | 23-20        | 1345        | 4        | 3         | 11        | 41        | .098        | 15        | .366        | 1        | 0-0        |
| 2016          | 24-18        | 1492        | 1        | 4         | 6         | 16        | .062        | 6         | .375        | 1        | 0-0        |
| 2017          | 20-20        | 1810        | 1        | 4         | 6         | 10        | .100        | 5         | .500        | 1        | 0-0        |
| <b>Totals</b> | <b>67-58</b> | <b>4647</b> | <b>6</b> | <b>11</b> | <b>23</b> | <b>67</b> | <b>.090</b> | <b>26</b> | <b>.388</b> | <b>3</b> | <b>0-0</b> |



**Height:** 5-4  
**Position:** Forward  
**Class:** Junior  
**High School:** Harrison  
**Hometown:** Marietta, Ga.

## Treva **AYCOCK**



### HONORS AND AWARDS

- SoCon All-Freshman Team (2016)
- All-SoCon Second Team (2016)
- Preseason All-SoCon (2017)

### SOPHOMORE SEASON AT FURMAN (2017)

- Played and started in 17 matches
- Helped lead the Paladins to a SoCon Regular Season Championship
- Ranked second on the team with eight goals and 21 points
- Added five assists, good for fifth on the squad
- Got off a team-high 55 shots, including 36 on frame (.655)
- Scored a trio of game-winning goals vs. North Greenville (8/21), UNC Greensboro (9/24) and at Mercer (9/29)
- Turned in a pair of braces vs. North Greenville (8/21) and Wofford (10/6)
- Added an assist vs. Wofford for a season-high five points

### FRESHMAN SEASON AT FURMAN (2016)

- Returned from injury to play in 12 matches and earn 11 starts
- Tallied five goals and a team-high eight assists en route to earning SoCon All-Freshman Team and Second Team honors
- Was named the SoCon Player of the Week and to the Top Drawer Team of the Week after scoring the game-winner vs. Chattanooga (9/23) and turning in a hat trick in a 3-2 win vs. Samford (9/25)
- Assisted on both Paladin goals in SoCon Tournament play

### HIGH SCHOOL

- Two-time NSCAA All-American, All-State and Cobb County Player of the Year
- Four-time All-Region honoree and Harrison High School Offensive Player of the Year
- Named the Georgia High School Player of the Year as a sophomore after scoring 38 goals to pace the Hoyas to a 22-0 record and 6A state title
- Scored 46 goals as a senior and finished her prep career with 139 goals and 32 assists

### CLUB TEAM

- Played for Tophat SC in the ECNL
- Led the club in scoring four straight seasons
- Netted 22 goals and added seven assists in 20 matches during the 2015-16 season

### PERSONAL

- Daughter of Tim and Tassie Aycock
- Has three siblings, Dillon, Cana and Brantley
- Enrolled in the ...

| Season        | GP-GS        | Min.      | G         | A         | Pts       | Shot       | Shot%       | SOG       | SOG%        | GW       | PK-ATT     |
|---------------|--------------|-----------|-----------|-----------|-----------|------------|-------------|-----------|-------------|----------|------------|
| 2016          | 12-11        | --        | 5         | 8         | 18        | 48         | .104        | 20        | .417        | 2        | 0-0        |
| 2017          | 17-17        | --        | 8         | 5         | 21        | 55         | .145        | 36        | .655        | 3        | 0-0        |
| <b>Totals</b> | <b>29-28</b> | <b>--</b> | <b>13</b> | <b>13</b> | <b>39</b> | <b>103</b> | <b>.126</b> | <b>56</b> | <b>.544</b> | <b>5</b> | <b>0-0</b> |





**Height:** 5-2  
**Position:** Forward/Midfielder  
**Class:** Junior  
**High School:** Lakeland Christian  
**Hometown:** Lakeland, Fla.

## Bri FOLDS

### HIGH SCHOOL

- Played at Lakeland Christian High School
- Collected 174 goals and 155 assists in her career
- Named the Gatorade Player of the Year for the 2013-14 athletic season
- Was a finalist for the Gatorade Player of the Year in 2015-16
- Selected as the Polk County Player of the Year in 2014 and 2015
- Received honors as top player in the conference three times (2013, 2014, 2016)

### PERSONAL

- Daughter of William and Tracy Folds
- Has a brother, Brandon
- Enrolled in the College of Education

### HONORS AND AWARDS

- All-SEC Freshman Team (2016)
- SEC Preseason Watch List (2017)
- U.S. National Team Training Camp (2017-18)

### SOPHOMORE SEASON (2017)

- Played and started in all 20 matches at forward
- Totaled 1,700 minutes of action
- Tied for the team lead with six assists
- Ranked second on the team in points (14) and tied for second in goals (four)
- Matched a career high with four points on one goal and two assists vs. High Point (9/8)
- Scored the game-winning goal in a 3-0 win vs. Kentucky (9/24)
- Rifled off six shots, including five on frame, vs. North Dakota (8/27)
- Named to the Top Drawer Team of the Week after scoring the game-winner in the NCAA Tournament vs. Hofstra (11/10)

### FRESHMAN SEASON (2016)

- Appeared in all 24 games, starting 22 of them
- Amassed 1,715 minutes of game action
- Totaled 19 points, good for fourth on the team and second in the SEC among first-year players
- Netted five goals and had the third-highest assist total on the team with nine
- Made Auburn debut against Clemson (8/19)
- Earned first start of career at South Alabama (8/21)
- Tallied first point versus Cal State Fullerton (8/26)
- Scored first career goal and had four points at Georgia (9/25)
- Earned SEC Freshman of the Week honors after scoring a goal at Kentucky (10/6) and registering an assist versus Mississippi State (10/9)

### CLUB

- Won the Club National Championship
- Was a key component to the Florida State Champions
- Took top honors in the southeast region



| Season        | GP-GS        | Min.        | G        | A         | Pts       | Shot       | Shot%       | SOG       | SOG%        | GW       | PK-ATT     |
|---------------|--------------|-------------|----------|-----------|-----------|------------|-------------|-----------|-------------|----------|------------|
| 2016          | 24-22        | 1715        | 5        | 9         | 19        | 60         | .083        | 23        | .383        | 1        | 1-1        |
| 2017          | 20-20        | 1700        | 4        | 6         | 14        | 53         | .075        | 16        | .302        | 2        | 0-0        |
| <b>Totals</b> | <b>44-42</b> | <b>3415</b> | <b>9</b> | <b>15</b> | <b>33</b> | <b>113</b> | <b>.080</b> | <b>39</b> | <b>.345</b> | <b>3</b> | <b>1-1</b> |



**Height:** 5-5  
**Position:** Forward/Midfielder  
**Class:** Junior  
**High School:** Cypress Ranch  
**Hometown:** Houston, Texas

**Jessie GEROW**

**HIGH SCHOOL**

- Played at Cypress High School
- Was a four-year team captain
- Holds school records for career scoring (59) and assists, along with single-season record of 29 goals
- Voted First Team All-District in 2014, 2015 and 2016
- Received Second Team All-Greater Houston recognition in 2016
- Named Offensive Player of the Year for Cy-Fair ISD in 2016
- Graduated Magna Cum Laude and was in the top five percent of the class

**PERSONAL**

- Daughter of David and Judy Gerow
- Has two siblings, Jaime and Jacob

**HONORS AND AWARDS**

- Academic All-SEC (2016)

**SOPHOMORE SEASON (2017)**

- Played in seven matches
- Saw 96 minutes of action on the pitch
- Registered a shot on goal and played a season-high 22 minutes vs. North Dakota (8/27)
- Got off another shot in Auburn's NCAA Tournament win vs. Hofstra (11/10)
- Played in both NCAA Tournament matches as she logged 18 minutes in the second round at Stanford (11/17)

**FRESHMAN SEASON (2016)**

- Appeared in seven games on the season
- Saw 46 minutes of play on the pitch
- Made career debut at South Alabama (8/21)
- Earned first minutes in SEC competition versus Vanderbilt (9/9)
- Played in first career NCAA Tournament match against South Alabama (11/12)

**CLUB**

- Played for Challenge Soccer
- Served as team captain
- Led the team in scoring in 2012, 2013, 2014 and 2016
- Invited to attend the ID2 camp
- Received USSF Training Invite in 2011 and 2012
- Invited to PDP in 2012, 2013 and 2015
- Named to All-Event Team at the ECNL Frisco Event in 2012



| Season        | GP-GS       | Min.       | G        | A        | Pts      | Shot     | Shot%       | SOG      | SOG%        | GW       | PK-ATT     |
|---------------|-------------|------------|----------|----------|----------|----------|-------------|----------|-------------|----------|------------|
| 2016          | 7-0         | 46         | 0        | 0        | 0        | 0        | .000        | 0        | .000        | 0        | 0-0        |
| 2017          | 7-0         | 96         | 0        | 0        | 0        | 2        | .000        | 1        | .500        | 0        | 0-0        |
| <b>Totals</b> | <b>14-0</b> | <b>142</b> | <b>0</b> | <b>0</b> | <b>0</b> | <b>2</b> | <b>.000</b> | <b>1</b> | <b>.500</b> | <b>0</b> | <b>0-0</b> |





5

# Abby MEADOWS

**Height:** 5-7

**Position:** Forward

**Class:** Redshirt Junior

**High School:** Auburn

**Hometown:** Auburn, Ala.



## SOPHOMORE SEASON (2017)

- Played in four matches
- Amassed 27 minutes of action
- Played a season-high 11 minutes and put a shot on frame vs. Kentucky (9/24)

## FRESHMAN SEASON (2016)

- Did not log any game action for the Tigers

## 2015

- Redshirted for her first year on campus with the Tigers

## CLUB

- Played for GSA ECNL 97 out of Atlanta, Ga.
- Played for the Auburn Thunder 97, which was the Division I State Champion in 2012
- Moved to Bay United 97 out of Panama City, Fla., in 2014 and was part of Disney College Showcase Qualifying Tournament winning team

## HIGH SCHOOL

- Scored 50 goals and 30 assists by end of junior season for Auburn High
- Was named the MVP in 2014 and 2015
- Tabbed the Alabama High School All-Star Game MVP
- Member of the National Honor Society, the French Honor Society and the Math Honor Society

## PERSONAL

- Daughter of William and Laura Meadows
- Has one sister, Lila and one brother, Billy
- Father, William, played football and baseball for Sewanee, University of the South
- Uncle, Murray, played football and baseball at Millsaps College
- Grandfather, William Sr., played football at Florida State
- Enrolled in the Ginn College of Engineering

| Season        | GP-GS      | Min.       | G        | A        | Pts      | Shot     | Shot%       | SOG      | SOG%        | GW       | PK-ATT     |
|---------------|------------|------------|----------|----------|----------|----------|-------------|----------|-------------|----------|------------|
| 2015          | 4-0        | 87         | 0        | 0        | 0        | 1        | .000        | 0        | .000        | 0        | 0-0        |
| 2016          | 0-0        | 0          | 0        | 0        | 0        | 0        | .000        | 0        | .000        | 0        | 0-0        |
| 2017          | 4-0        | 27         | 0        | 0        | 0        | 2        | .000        | 1        | .500        | 0        | 0-0        |
| <b>Totals</b> | <b>8-0</b> | <b>114</b> | <b>0</b> | <b>0</b> | <b>0</b> | <b>3</b> | <b>.000</b> | <b>1</b> | <b>.333</b> | <b>0</b> | <b>0-0</b> |



19

**Height:** 6-0  
**Position:** Goalkeeper  
**Class:** Redshirt Junior  
**High School:** The Village School  
**Hometown:** Katy, Texas

# Sophie MILICH



### SOPHOMORE SEASON (2017)

- Did not log any game action for the Tigers

### FRESHMAN SEASON (2016)

- Did not log any game action for the Tigers

### 2015

- Redshirted for her first year on campus with the Tigers

### CLUB

- Played for Dylan Glad and the Albion Hurricanes
- Reached the 2014 ECNL National Playoffs
- Played in the 2013 ECNL National Finals
- 2012 Disney Showcase finalists
- 2012 USYSNC Southern Regional Finals

### HIGH SCHOOL

- Three-year team captain for The Village School varsity team
- Played under head coach Doug Brotherton
- National Merit Scholar and was named to the honor roll each semester
- Was also a Hugh O'Brien Leadership Delegate
- Made Second-Team All-District and Academic All-State for basketball

### PERSONAL

- Daughter of Michael and Keri Milich
- Father, Michael played football at Tulane
- Mother, Keri, played basketball at Tulane
- Enrolled in the College of Science and Mathematics

| Season        | GP-GS      | Min.     | GA       | GA Avg.     | Saves    | Save Pct.   | W        | L        | T        | Shutouts   |
|---------------|------------|----------|----------|-------------|----------|-------------|----------|----------|----------|------------|
| 2016          | 0-0        | 0        | 0        | 0.00        | 0        | .000        | 0        | 0        | 0        | 0/0        |
| 2017          | 0-0        | 0        | 0        | 0.00        | 0        | .000        | 0        | 0        | 0        | 0/0        |
| <b>Totals</b> | <b>0-0</b> | <b>0</b> | <b>0</b> | <b>0.00</b> | <b>0</b> | <b>.000</b> | <b>0</b> | <b>0</b> | <b>0</b> | <b>0/0</b> |





**Height:** 5-6  
**Position:** Forward/Midfielder  
**Class:** Junior  
**High School:** Northwood  
**Hometown:** Irvine, Calif.

## Dani SOLARU



### HONORS AND AWARDS

- Academic All-SEC (2016)

### SOPHOMORE SEASON (2017)

- Played in 13 matches and earned one start
- Totaled 208 minutes on the pitch
- Scored her first collegiate goal in a 4-2 win at Alabama (10/10)
- Earned her first start and played a season-high 39 minutes vs. North Dakota (8/27)
- Got off shots in matches vs. Lipscomb (8/20), High Point (9/8) and Florida (10/15)

### FRESHMAN SEASON (2016)

- Made 24 appearances off the bench for the Tigers
- Logged 422 minutes up top for Auburn
- Notched one point on the season by way of an assist
- Took eight shots with five coming on frame (.625)
- Made career debut and played 33 minutes against Clemson (8/19)
- Earned first SEC appearance and tallied a shot versus Vanderbilt (9/9)
- Recorded a season-high 39 minutes in a tilt with Baylor (9/11)
- Tallied first career point with an assist in the season finale against Tennessee (10/27)

### CLUB

- Played on So Cal Blues in 2016
- Also starred for So Cal FC during 2015 and 2016 campaigns

### HIGH SCHOOL

- Played at Northwood High School
- Scored 78 career goals and totaled 42 assists
- Senior season capped with 31 goals and 11 assists
- Was a two-year captain during junior and senior seasons
- OC Register Player of the Year in 2016
- Finalist in 2016 CIF Southern Section Regionals
- Mike Dunn Athlete of the Year Award
- 2016 Girls' Athletics Commissioner for Associated Student Body
- 2016 Irvine World News Scholar-Athlete of the Year
- Three-time Pacific Coast League MVP

- Named First Team All-Pacific Coast League all four years
- OC Register First Team All-Orange County in 2015 and 2016
- Three Distinguished Timberwolf awards for Associate Student Body
- Four-year Principal's Honor Roll honoree
- 2013 Charter Oak Award nominee
- Also ran track and was Most Valuable Sprinter in 2014


### PERSONAL

- Daughter of Kelly and Ade Solaru
- Has one sister, Samantha, who is played soccer at Auburn from 2013-2016
- Enrolled in the College of Liberal Arts

| Season        | GP-GS       | Min.       | G        | A        | Pts      | Shot      | Shot%       | SOG      | SOG%        | GW       | PK-ATT     |
|---------------|-------------|------------|----------|----------|----------|-----------|-------------|----------|-------------|----------|------------|
| 2016          | 24-0        | 422        | 0        | 1        | 1        | 8         | .000        | 5        | .625        | 0        | 0-0        |
| 2017          | 13-1        | 208        | 1        | 0        | 2        | 4         | .250        | 1        | .250        | 0        | 0-0        |
| <b>Totals</b> | <b>37-1</b> | <b>630</b> | <b>1</b> | <b>1</b> | <b>3</b> | <b>12</b> | <b>.083</b> | <b>6</b> | <b>.500</b> | <b>0</b> | <b>0-0</b> |



**Height:** 5-4  
**Position:** Forward  
**Class:** Sophomore  
**High School:** Bluffton  
**Hometown:** Hilton Head, S.C.  
**Jaelyn GADSON**



**FRESHMAN SEASON (2017)**

- Played in all 20 matches and started in the final eight contests
- Logged 1,081 minutes on the field
- Scored a pair of goals and assisted on another
- Registered her first point on an assist vs. High Point (9/8)
- Scored her first collegiate goal on a match-tying header in the 84th minute at Tennessee (9/21)
- Earned her first start as a Tiger and scored the game-winner in a 4-2 win at Alabama (10/10)
- Went the distance in the regular season finale vs. Vanderbilt (10/26)

**CLUB**

- Played for Club GSA

**HIGH SCHOOL**

- Four-year letterwinner at Bluffton High School
- Netted 62 career goals, including 25 during sophomore campaign
- Amassed 27 assists during prep career
- Named Team MVP and was voted the best offensive player on the team three times
- National Honor Society member

**PERSONAL**

- Daughter of Robert and Jennifer Gadson
- Has two siblings, Kativa and Tae'Von
- Enrolled in the College of Science and Mathematics

| Season        | GP-GS       | Min.        | G        | A        | Pts      | Shot      | Shot%       | SOG      | SOG%        | GW       | PK-ATT     |
|---------------|-------------|-------------|----------|----------|----------|-----------|-------------|----------|-------------|----------|------------|
| 2017          | 20-8        | 1081        | 2        | 1        | 5        | 20        | .100        | 5        | .250        | 1        | 0-0        |
| <b>Totals</b> | <b>20-8</b> | <b>1081</b> | <b>2</b> | <b>1</b> | <b>5</b> | <b>20</b> | <b>.100</b> | <b>5</b> | <b>.250</b> | <b>1</b> | <b>0-0</b> |





# Katie HICKMAN

**Height:** 5-5

**Position:** Forward/Midfielder

**Class:** Redshirt Sophomore

**High School:** Parkview

**Hometown:** Lilburn, Ga.

## PERSONAL

- Daughter of Glen and Leigh Hickman
- Has one sister, Molly, and one brother, Kurt
- Cousin, Andrea Cline, attended Auburn University
- Enrolled in the College of Science and Mathematics

## HONORS AND AWARDS

- Academic All-SEC (2016)

## FRESHMAN SEASON (2017)

- Played in 10 matches and earned one start
- Logged 191 minutes of action
- Made her collegiate debut in the season opener vs. South Alabama (8/18)
- Registered a shot vs. North Dakota (8/27)
- Earned a start in the midfield and played a season-high 50 minutes vs. High Point (9/8)

## 2016

- Redshirted the season for the Tigers

## CLUB

- Played on the GSA ECNA team
- Scored three goals and had eight assists as a senior
- Had seven shots hit the back of the net and assisted on 11 others

## HIGH SCHOOL

- Played at Parkview High School
- Scored eight goals and touted 10 assists as a senior
- Received the Panther Award and was an all-region and all-county selection
- Participated in the 2016 North Atlanta Senior Classic All-Star Game
- Listed on the 2015 and 2016 Gwinnett Super Six
- Netted 16 goals and had eight assists as a junior
- Tabbed to the 2015 All-Region and All-County squads
- Scored 13 times with 15 assists as a sophomore
- Selected all-region and all-county in 2014
- Picked as a 2014 NSCAA All-Atlantic Region honoree
- As a freshman, scored 13 goals and had eight assists
- Won 2013 State Championship and was named all-county



| Season        | GP-GS       | Min.       | G        | A        | Pts      | Shot     | Shot%       | SOG      | SOG%        | GW       | PK-ATT     |
|---------------|-------------|------------|----------|----------|----------|----------|-------------|----------|-------------|----------|------------|
| 2017          | 10-1        | 191        | 0        | 0        | 0        | 1        | .000        | 0        | .000        | 0        | 0-0        |
| <b>Totals</b> | <b>10-1</b> | <b>191</b> | <b>0</b> | <b>0</b> | <b>0</b> | <b>1</b> | <b>.000</b> | <b>0</b> | <b>.000</b> | <b>0</b> | <b>0-0</b> |



12

# Sarah HOUCHIN

**Height:** 5-8

**Position:** Defender

**Class:** Sophomore

**High School:** Coppell

**Hometown:** Coppell, Texas



### FRESHMAN SEASON (2017)

- Played and started in all 20 matches on the back line
- Logged 1,905 minutes of action, ranking third on the team
- Went the distance in 19 of the team's 20 matches
- Played a key role in helping Auburn to eight shutouts, including a program-record-matching five in SEC play
- Assisted on the game-winning goal at Alabama (10/10)
- Registered a pair of shots on the season, one at Duke (9/3) and the other vs. Florida (10/31) in the SEC Tournament

### CLUB

- Played for Dallas Texans club

### HIGH SCHOOL

- Played for Coppell High School
- Netted 48 points by way of 32 goals and 16 assists during prep career
- Was a perfect 11-for-11 from the penalty spot
- Named a three-time All-American and All-State performer
- Also named the team defensive MVP during three seasons

### PERSONAL

- Daughter of Melanie and Kerry Houchin
- Has one brother, Chad
- Enrolled in the College of Liberal Arts

| Season        | GP-GS        | Min.        | G        | A        | Pts      | Shot     | Shot%       | SOG      | SOG%        | GW       | PK-ATT     |
|---------------|--------------|-------------|----------|----------|----------|----------|-------------|----------|-------------|----------|------------|
| 2017          | 20-20        | 1905        | 0        | 1        | 1        | 2        | .000        | 0        | .000        | 0        | 0-0        |
| <b>Totals</b> | <b>20-20</b> | <b>1905</b> | <b>0</b> | <b>1</b> | <b>1</b> | <b>2</b> | <b>.000</b> | <b>0</b> | <b>.000</b> | <b>0</b> | <b>0-0</b> |





3

# Alyssa MALONSON

**Height:** 5-3

**Position:** Defender/Forward

**Class:** Sophomore

**High School:** Klein

**Hometown:** Spring, Texas



## HONORS AND AWARDS

- All-SEC Freshman Team (2017)
- SEC Freshman of the Week (Oct. 16, 2017)

## FRESHMAN SEASON (2017)

- Played and started in all 20 matches as a forward and defender
- Totaled 1,712 minutes of action
- Tied for the team lead with six assists
- Helped the Tigers match a program record with five shutouts during SEC play
- Recorded a pair of assists in the season opener vs. South Alabama (8/18) and vs. North Dakota (8/27)
- Tallied 17 shots on the season, including eight on goal
- Assisted in back-to-back mathes vs. Alabama (10/10) and Florida (10/15) and was named the SEC Freshman of the Week
- Went the distance in both NCAA Tournament matches and registered a shot on goal vs. Hofstra (11/10)

## CLUB

- Played for Challenge Soccer Club

## HIGH SCHOOL

- Played for Klein High School
- Racked up 42 goals in 63 games played during prep career
- Totaled 20 assists as a forward and midfielder
- Tabbed an All-American and district MVP
- Honored as a three-time First Team All-District selection
- National Honor Society member

## PERSONAL

- Daughter of Jennifer and Michael Malonson
- Has two siblings, Maya and Jada
- Enrolled in the Ginn College of Engineering

| Season        | GP-GS        | Min.        | G        | A        | Pts      | Shot      | Shot%       | SOG      | SOG%        | GW       | PK-ATT     |
|---------------|--------------|-------------|----------|----------|----------|-----------|-------------|----------|-------------|----------|------------|
| 2017          | 20-20        | 1712        | 0        | 6        | 6        | 17        | .000        | 8        | .471        | 0        | 0-0        |
| <b>Totals</b> | <b>20-20</b> | <b>1712</b> | <b>0</b> | <b>1</b> | <b>6</b> | <b>17</b> | <b>.000</b> | <b>8</b> | <b>.471</b> | <b>0</b> | <b>0-0</b> |



15

# Silvana **POULTER**

**Height:** 5-4

**Position:** Forward

**Class:** Sophomore

**High School:** Whippany Park

**Hometown:** Cedar Knolls, N.J.



### FRESHMAN SEASON (2017)

- Played in 14 matches
- Was on the pitch for a total of 312 minutes
- Made her Auburn debut and played a season-high 46 minutes in the season opener vs. South Alabama (8/18)
- Tallied her first collegiate point on an assist vs. High Point (9/8)
- Registered five shots on the season, including two apiece vs. Lipscomb (8/20) and North Dakota (8/27)
- Put a shot on goal in a win vs. North Dakota (8/27)

### CLUB

- Played for the PDA club team

### HIGH SCHOOL

- Played for Whippany Park High School
- Broke the school's all-time record for goals with 76 and tied assist record with 39
- Named the Morris County Player of the Year and was the team captain
- Honored as a four-time First Team All-Conference representative
- Tabbed Top 20 North II Region
- Selected as the NSCAA Freshman of the Year

### PERSONAL

- Daughter of Margie and Dan Poulter
- Has three brothers, Joseph, Michael and Daniel
- Brother, Mike, played football at East Stroudsburg University
- Enrolled in the College of Liberal Arts

| Season        | GP-GS       | Min.       | G        | A        | Pts      | Shot     | Shot%       | SOG      | SOG%        | GW       | PK-ATT     |
|---------------|-------------|------------|----------|----------|----------|----------|-------------|----------|-------------|----------|------------|
| 2017          | 14-0        | 312        | 0        | 1        | 1        | 5        | .000        | 1        | .200        | 0        | 0-0        |
| <b>Totals</b> | <b>14-0</b> | <b>312</b> | <b>0</b> | <b>1</b> | <b>1</b> | <b>5</b> | <b>.000</b> | <b>1</b> | <b>.200</b> | <b>0</b> | <b>0-0</b> |





**Height:** 5-4  
**Position:** Forward/Midfielder  
**Class:** Sophomore  
**High School:** Cocoa Beach  
**Hometown:** Cocoa Beach, Fla.

# Rocio SANDERS



### FRESHMAN SEASON (2017)

- Played in 19 of Auburn's 20 matches and earned starts in five contests
- Logged 676 minutes of action as a midfielder and forward
- Totaled five points on two goals and an assist on the season
- Made her collegiate debut and registered her first point with an assist in the season opener vs. South Alabama (8/18)
- Her first collegiate goal was the equalizer in the 90th minute vs. Lipscomb (8/20)
- Netted her second goal of the season in the regular season finale at Vanderbilt (10/26)

### CLUB

- Played for both Space Coast United and Orlando City clubs
- Reached the ECNL finals in Richmond in 2015
- Won the ECNL Southeastern Conference Championship in 2015

### HIGH SCHOOL

- Played for two seasons at Cocoa Beach High School
- Secured 22 points by way of eight goals and six assists in 13 matches played

### PERSONAL

- Daughter of Diego Sanders and Ana De La Parra
- Has two siblings, Diego and Catalina
- Enrolled in the College of Education

| Season        | GP-GS       | Min.       | G        | A        | Pts      | Shot      | Shot%       | SOG      | SOG%        | GW       | PK-ATT     |
|---------------|-------------|------------|----------|----------|----------|-----------|-------------|----------|-------------|----------|------------|
| 2017          | 19-5        | 676        | 2        | 1        | 5        | 12        | .167        | 4        | .333        | 0        | 0-0        |
| <b>Totals</b> | <b>19-5</b> | <b>676</b> | <b>2</b> | <b>1</b> | <b>5</b> | <b>12</b> | <b>.167</b> | <b>4</b> | <b>.333</b> | <b>0</b> | <b>0-0</b> |



22

**Height:** 6-2  
**Position:** Defender  
**Class:** Freshman  
**High School:** Lambert  
**Hometown:** Cumming, Ga.  
**M.E. CRAVEN**



44

**Height:** 5-5  
**Position:** Midfielder  
**Class:** Redshirt Freshman  
**High School:** Ponte Vedra  
**Hometown:** Ponte Vedra Beach, Fla.  
**Angeline DALY**

**CLUB**

- Played for United FA in the U.S. Soccer Development Academy

**HIGH SCHOOL**

- Three-year letterwinner for Scott Luthart at Lambert High School
- Played and started in 65 career games
- Registered 62 points on 19 goals and 24 assists as a primary defender
- Helped lead her team to the 2017 GHSA 7A State Championship
- Named Top Drawer All-American, NSCAA All-South Region and NSCAA All-State
- Lambert Female Athlete of the Year and County Player of the Year
- Also a four-year letterwinner in basketball and was named the Region Player of the Year, County Player of the Year and GHSA 7A All-State
- National Honor Society member

**PERSONAL**

- Daughter of Jeff and Lynn Craven
- Has one brother, Will, who is entering his senior year at Auburn
- Enrolled in the College of Agriculture

**2017 SEASON AT FLORIDA STATE**

- Did not see action

**NATIONAL TEAM**

- Invited to participate on four occasions

**ODP**

- Made ODP International trip from 2013-16
- Participated in the Boca Raton ODP from 2012-15

**CLUB**

- Competed for Jacksonville FC
- Won the 2015 U.S. Youth Soccer National Championship

**HIGH SCHOOL**

- Played at Ponte Vedra High School
- Helped the Sharks advance to the 2016 state title game by scoring the game-winning goal in the state semifinal
- National Honor Society member

**PERSONAL**

- Daughter of Matt and Michelle Daly
- Has five siblings, Ashton, Neil, Kelsey, Morgan and Gabrielle
- Father, Matt, played baseball at Saint Leo
- Grandfather, Dick, played football at North Carolina
- Enrolled in the College of Business





20

**Height:** 5-6  
**Position:** Midfielder  
**Class:** Freshman  
**High School:** Collins Hill  
**Hometown:** Lawrenceville, Ga.

Olivia **DEDELS**

**CLUB**

- Played for Tophat SC in the U.S. Soccer Development Academy
- Two-time Top Drawer Spring All-Region of Southeast Alabama and Georgia honoree
- Named to the Spring State Stars Team of Georgia in 2016 and 2017

**HIGH SCHOOL**

- Played at Collins Hill High School
- Saw action in 61 career matches and earned 60 starts
- Scored a career best six goals with 14 assists as a junior
- Three-time all-county and all-region honoree
- Named Collins Hill Defensive MVP in 2015 and 2016
- Earned Collins Hill Team MVP honors in 2017
- Member of the National Society for High School Scholars

**PERSONAL**

- Daughter of Allen and Brenda Dedels
- Has two siblings, Kelsey and Alex
- Third-generation Auburn student
- Enrolled in the College of Liberal Arts



18

**Height:** 5-7  
**Position:** Forward  
**Class:** Freshman  
**High School:** JSerra Catholic  
**Hometown:** Dana Point, Calif.

Taylor **GOSSELIN**

**CLUB**

- Played for Pateadores SC in the U.S. Soccer Development Academy

**HIGH SCHOOL**

- Played at JSerra Catholic High School
- Appeared in 45 matches and earned 36 starts
- Scored five goals as a freshman
- Missed her sophomore season with an injury
- Netted a career-best eight goals as a junior
- Helped her team to the 2017 Trinity League Championship, Division I CIF Championship and Division I State Championship
- Also ran track and recorded the second fastest 100m dash in school history

**PERSONAL**

- Daughter of Mike and Lisa Gosselin
- Has one brother, Jacob
- Dad, Mike, played soccer at South Carolina and was a member of the U.S. National Team
- Mom, Lisa, played tennis at South Carolina and also competed professionally
- Enrolled in the College of Sciences and Mathematics



**Height:** 5-7  
**Position:** Defender  
**Class:** Freshman  
**High School:** Gulf Breeze  
**Hometown:** Pensacola Beach, Fla.  
**Abby JACOBS**



**Height:** 5-3  
**Position:** Midfielder  
**Class:** Freshman  
**High School:** Szent-Gyorgyi Albert  
**Hometown:** Kecsked, Hungary  
**Stella KISS**

**HONORS AND AWARDS**

- 2017-18 First Year SEC Academic Honor Roll

**CLUB**

- Earned a spot on the Region III ODP Team

**CLUB**

- Played for Alabama FC
- Ranked third in the ECNL during the 2015-16 season
- Also competed for the Gulf Coast Texans in the Women’s Premier League
- Helped the team advance to the national finals in 2017

**HIGH SCHOOL**

- Three-year letterwinner at Gulf Breeze High School
- Totaled 25 points on eight goals and nine assists
- Was a key piece of a defensive unit that allowed only eight goals in 59 career matches
- Led the team to three straight district championships and a pair of regional championship appearances
- Also played lacrosse and was a two-time regional finalist in track
- Graduated as an AP Scholar with Distinction
- National Honor Society member

**PERSONAL**

- Daughter of Richard and Kimberly Jacobs
- Has two siblings, Annabel and Amelia
- Enrolled in the College of Sciences and Mathematics

**NATIONAL TEAM**

- Competed for the Hungarian National Team in multiple age groups
- Helped the 17U team reach the Elite Group in 2015
- Totaled 44 points on 14 goals and 16 assists while representing her country

**CLUB**

- Played for multiple teams over a seven-year span
- Totaled 156 goals in 178 games played

**PERSONAL**

- Daughter of Renata Geszti and Zoltan Kiss
- Has one sibling, Zimrod Huttner
- Enrolled in the College of Business





21

**Height:** 5-7  
**Position:** Forward  
**Class:** Redshirt Freshman  
**High School:** McDonogh  
**Hometown:** Silver Spring, Md.  
**Kori LOCKSLEY**



8

**Height:** 5-7  
**Position:** Midfielder/Forward  
**Class:** Freshman  
**High School:** Oak Mountain  
**Hometown:** Birmingham, Ala.  
**Julia PACK**

**2017**

- Redshirted the season for the Tigers

**CLUB**

- Played for Club Bethesda SC

**HIGH SCHOOL**

- Played for Our Lady of Good Counsel and McDonogh High Schools
- Totaled 39 goals during three-year run as a prep
- Tallied 44 assists to go along with goal total

**PERSONAL**

- Daughter of Kia and Michael Locksley
- Father, Michael, is the offensive coordinator for the Alabama football team
- Has three siblings, Kai, Meiko and Michael Jr.
- All three brothers played Division I football (Kai/Texas, Meiko/New Mexico and Michael Jr./Illinois)
- Enrolled in the College of Agriculture

**NATIONAL TEAM**

- Selected and attended U.S. National Team Training Camp events from 2012-17

**ODP**

- Attended 2014 ODP National Camp, 2014 U.S. Club id2 National Camp, 2014-16 ODP Thanksgiving Interregional - Boca Raton, FL, 2017 ECNL id2 National Camp and 2017 Region III ODP - Rio de Janeiro

**CLUB**

- Played for Alabama FC
- Totaled 142 points on 48 goals and 26 assists in 107 career matches
- Named to the Best XI All-Star Team after leading Region III in scoring

**HIGH SCHOOL**

- Played for Oak Mountain High School since eighth grade
- Scored 79 career goals and added 61 career assists
- Considered the second best prospect in Alabama and 26th best player in the country by MaxPreps
- Named the 2016 Alabama Gatorade Player of the Year
- Was a finalist for the award after scoring 33 goals and adding 24 assists the following year
- Named the 2017 NCSAA Alabama 7A Player of the Year
- Appeared at No. 56 on the 2017 AL.com Top 100 High School Athletes list

**PERSONAL**

- Daughter of Scott and Melanie Pack
- Has three siblings, Austin, Katie and Jamison
- Enrolled in the College of Sciences and Mathematics



34

## Morgan **RAMBY**

**Height:** 6-0

**Position:** Goalkeeper

**Class:** Redshirt Freshman

**High School:** Springboro

**Hometown:** Lebanon, Ohio



27

## Cami **ROGERS**

**Height:** 5-4

**Position:** Forward

**Class:** Redshirt Freshman

**High School:** Prattville

**Hometown:** Prattville, Ala.

### 2017

- Redshirted the season for the Tigers

### CLUB

- Played for the Cincinnati United Premier club
- Named to ODP state and regional team for three seasons
- Named to ODP national pool in 2015 and 2016
- State Cup Champion in 2013 and 2014

### HIGH SCHOOL

- Played for Springboro High School
- Allowed only 17 goals in 35 appearances between the posts
- Secured a team-best 151 saves in prep career
- Amassed 15.5 shutouts en route to being named an all-district performer
- Selected to the all-star team

### PERSONAL

- Daughter of John and Missy Ramby
- Has three siblings, Alexis, Addison and Makenzie
- Enrolled in the College of Architecture, Design and Construction

### 2017

- Redshirted the season for the Tigers

### CLUB

- Played for Birmingham United
- Logged action for the Alabama ODP state team that traveled to Argentina

### HIGH SCHOOL

- Totaled 86 goals as a forward for Prattville High School
- Paced team with 68 career assists
- Tabbed the offensive MVP three times during prep career
- Broke school record with 32 goals in 14 games during one season
- Tabbed All-Metro for three seasons

### PERSONAL

- Daughter of Joe and Cheri Rogers
- Has five siblings, Brittany, Joey, Jordan, Mary and Halle
- Enrolled in the Harbert College of Business



1

## Hailey **WHITAKER**

**Height:** 5-1

**Position:** Forward

**Class:** Freshman

**High School:** Oak Mountain

**Hometown:** Birmingham, Ala.

### ODP

- Participated in the London ODP and Costa Rica ODP International Trips
- Named a 2017 ODP All-Star

### CLUB

- Played for Alabama FC
- Two-year ECNL club team captain
- Ranked in the top five in scoring in the ECNL Southeast Conference from 2015-16

### HIGH SCHOOL

- Played at Oak Mountain High School
- Saw action in 103 career contests and earned starts in 102
- Totaled 272 points on 107 goals and 58 assists
- Was the team's leading scorer from 2015-16 and in 2018
- Helped lead the Eagles to the 2015 AHSAA 7A State Championship
- Three-time All-County First Team and All-Metro Team honoree
- MVP of North vs. South All-Star Game
- Named 2017 AHSAA All-State First Team and 2018 Shelby County Player of the Year
- National Honor Society member

### PERSONAL

- Daughter of Reggie and Marci Whitaker
- Has three siblings, Brandon, Cameron and Raegan
- Enrolled in the College of Sciences and Mathematics





---

# COACHING STAFF

---



# KAREN HOPPA HEAD COACH

20TH SEASON AT AUBURN

26TH SEASON OVERALL

ALMA MATER: UCF, 1990

Since being named as the leader of the program in 1999, head coach Karen Hoppa has made her name synonymous with Auburn soccer.

Hoppa holds an overall record of 289-191-46 (.593) and is the 10th-winningest active female women's soccer head coach. Her 289 wins rank in the top-35 among active head coaches in the NCAA, and she holds the 13th-highest win total among coaches who have patrolled the coaches box for 25 years or less.

In 19 seasons on The Plains, Hoppa has compiled a 225-147-37 (.595) record and has turned the Tigers into a perennial SEC power. The 225 wins over the past 19 years ranks as the third-highest clip in the SEC since 1999. She has accumulated seven SEC Western Division Championships, one regular season title and one conference tournament crown.

Hoppa has coached 61 All-SEC selections, including three SEC Player of the Year choices and two SEC Scholar-Athlete of the Year choices. Her tutelage and recruitment of top players have also led to national recognition. Hoppa has coached 14 All-Americans and 48 All-Region honorees in her tenure.

Hoppa's teams are a model of athletic success on the field and academic success off it. A consistent post-season entrant, Auburn has advanced to the SEC Tournament 15 consecutive times, the second-longest active streak in the conference, while maintaining one of the highest team GPAs on the Auburn campus, collecting a NSCAA Team Academic Award for 12 consecutive campaigns.

Hoppa has also seen a quartet of her players earn CoSIDA Academic All-America recognition in Katy Frierson (2010 & 2011), Jenn Johnson (2007 & 2008), Erin Hinson (2003) and Casie Ramsier (2015 & 2016), while Frierson was named the NSCAA Scholar-Athlete of the Year in 2010.

Since the start of the 2001 season, two years after her arrival at Auburn, she has guided the program to 14 10-win seasons and an astounding 63-26-7 (.693) mark against SEC West teams.

Hoppa has guided the Tigers to 15 NCAA Tournament appearances, including the program's most recent trip to the second round in 2017. By defeating Hofstra, 1-0, in the first round, the 2017

senior class became the first in program history to win a NCAA Tournament match in four straight seasons.

The team posted a winning record (8-7-5) for the 16th time in Hoppa's tenure and saw at least three players earn All-SEC honors for the fourth straight campaign. Seniors Kristen Dodson and Caroline Bado earned first team honors, while Alyssa Malonson was named an all-freshman honoree. Dodson, Bado and Sarah Le Beau also earned United Soccer Coaches All-Southeast Region honors, and Taylor Troutman was named CoSIDA Academic All-District.

Auburn smashed program records for wins and postseason success in consecutive years. In 2016, Auburn tallied 17 victories and reached the Elite Eight behind a program-high seven All-SEC honorees including first-team selections Kiana Clarke, Kristen Dodson and Casie Ramsier, second-team choices Sarah Le Beau and Brooke Ramsier, and all-freshman honorees Bri Folds and Karli Gutsche.

In 2015, the Tigers amassed 16 wins and reached the Sweet 16 for the first time in program history behind the standout play of All-SEC honorees Kala Faulkner and Casie Ramsier. Faulkner, who ended her career with 91 games played which was one off the school-best mark, paced a defense that posted nine shutouts on the year. Ramsier tied for the second-highest total of 12 goals in 2015. Freshman goalkeeper Sarah Le Beau made 81 saves en route to being the top first-year goalie in the conference.

Auburn reached the NCAA Tournament in 2014, winning 11 games in the regular-season and finishing tied for 5th in the SEC. The Tigers were picked 11th by the SEC coaches in the preseason, but proved the voters wrong, notching their eighth 10-win season in the previous nine years.

Auburn capped its 2014 home schedule with its third-straight victory over cross-state rival Alabama, winning the Iron Bowl of Soccer trophy and essentially clinching its 13th NCAA Tournament appearance. The Tigers went on to face Florida Gulf Coast in the first round and advanced to round two with a 1-0 victory. It was the sixth time in its history that Auburn reached the second round of the NCAA Tournament.

The Tigers did not make the NCAA Tournament field in 2013, but Hoppa continued her streak of SEC Tournament appearances, stretching now to 13 years, going back to 2001. With six matches remaining in the regular-season, Auburn found themselves on the outside looking in, needing to record a point in each of the remaining matches to stay mathematically eligible for the postseason. The Tigers rattled off a win or a tie in each of the final six matches, which included three-straight ties, something Auburn had never done. The Orange and Blue made the 2013 SEC Tournament field and recorded a 1-0 win over LSU in overtime after a penalty kick found the back of the net from senior Bianca Sierra.

Hoppa guided the 2012 Tigers to yet another appearance in the NCAA Tournament, as Auburn advanced to the second

## Coaching Record Year-by-Year

| Year | School | Record  |
|------|--------|---------|
| 1993 | UCF    | 8-7-1   |
| 1994 | UCF    | 13-5-1  |
| 1995 | UCF    | 10-7-4  |
| 1996 | UCF    | 13-7-1  |
| 1997 | UCF    | 8-10-2  |
| 1998 | UCF    | 12-8    |
| 1999 | Auburn | 6-13    |
| 2000 | Auburn | 13-7    |
| 2001 | Auburn | 11-8-1  |
| 2002 | Auburn | 15-5-2  |
| 2003 | Auburn | 14-4-3  |
| 2004 | Auburn | 15-4-2  |
| 2005 | Auburn | 8-12-1  |
| 2006 | Auburn | 11-6-3  |
| 2007 | Auburn | 10-8-2  |
| 2008 | Auburn | 12-9-2  |
| 2009 | Auburn | 10-9-3  |
| 2010 | Auburn | 11-8-2  |
| 2011 | Auburn | 15-7-2  |
| 2012 | Auburn | 13-11-1 |
| 2013 | Auburn | 8-9-4   |
| 2014 | Auburn | 12-7-3  |
| 2015 | Auburn | 16-6-1  |
| 2016 | Auburn | 17-7-0  |
| 2017 | Auburn | 8-7-5   |

**Overall**            **289-191-46**  
**at Auburn**        **225-147-37**  
**at UCF**             **64-44-9**

round for the second consecutive season. Picked to finish third in the division in the preseason, the Tigers posted a 5-2-0 record against SEC West opponents for a second place finish. Hoppa worked her SEC Tournament magic yet again, leading the Tigers to the championship match for the fifth time.

Highlighting the 2012 season was senior goalkeeper Amy Howard. Howard ended the year leading the nation in minutes played (2298:56) and eighth in total saves (130). It marked the first time an Auburn player finished the year as a national leader in any statistical category.

Howard also set the school record for career saves at 387, breaking the mark of 356 set by Allison Whitworth (2005-08). Howard's 387 career saves are the second-most in SEC history.

Already one of the most dominant programs in the SEC, Hoppa's program took another step forward in 2011 as it became the first Western Division team to win the league's automatic bid, posting two shutouts in three wins en route to the SEC Tournament championship.

A second round NCAA Tournament appearance followed as the team tied the school record for wins in a season (15) and had the second-highest goal (50) and assist (61) totals in program history. It also capped the illustrious career of star Frierson, who left owning six school records and who also became just the fifth player in league history to be named First Team All-SEC all four years of her career. King also capped her career by being voted a SEC Co-Defensive Player of the Year, Auburn's first since 2006.

### Coach Hoppa Capsule

- » SEC Titles - 1
- » SEC West Titles - 7
- » SEC Tournament Titles - 1
- » NCAA Appearances - 16
- » NCAA Tournament Wins - 13
- » 2002 SEC Coach of the Year
- » 1998 TAAC Coach of the Year
- » Olympic Development Program



# HOPPA VS. ALL OPPONENTS

|                            |        |                            |         |                           |        |                               |        |                       |       |
|----------------------------|--------|----------------------------|---------|---------------------------|--------|-------------------------------|--------|-----------------------|-------|
| Alabama.....               | 15-4-1 | Denver.....                | 1-0-0   | Kentucky.....             | 10-7-3 | Oregon.....                   | 0-1-0  | Texas Tech.....       | 4-1-0 |
| Alabama A&M.....           | 1-0-0  | Duke.....                  | 1-6-0   | Lipscomb.....             | 0-0-1  | Pepperdine.....               | 0-2-0  | Troy.....             | 2-0-0 |
| Arizona State.....         | 0-2-0  | Evansville.....            | 1-0-0   | Louisiana-Lafayette.....  | 1-0-0  | Pittsburgh.....               | 1-0-1  | Tulsa.....            | 1-0-0 |
| Arkansas.....              | 14-5-2 | Florida.....               | 10-17-0 | Long Beach State.....     | 1-1-0  | Portland State.....           | 2-0-0  | Utah State.....       | 1-0-0 |
| Auburn.....                | 3-0-0  | Florida Atlantic.....      | 9-1-0   | LSU.....                  | 14-6-2 | Purdue.....                   | 1-0-0  | Vanderbilt.....       | 8-3-4 |
| Barry.....                 | 0-1-0  | Florida Gulf Coast.....    | 1-0-0   | Lynn.....                 | 0-0-1  | Rice.....                     | 1-1-0  | Virginia.....         | 1-0-1 |
| Baylor.....                | 1-0-0  | Florida International..... | 8-3-3   | Marquette.....            | 2-1-0  | Rhode Island.....             | 1-1-0  | Wake Forest.....      | 0-1-0 |
| Belmont.....               | 1-0-0  | Florida State.....         | 2-9-0   | Maryland.....             | 0-1-0  | Saint Louis.....              | 1-0-0  | Washington.....       | 1-1-0 |
| Butler.....                | 0-1-0  | Furman.....                | 4-0-0   | Massachusetts.....        | 1-1-1  | Samford.....                  | 10-2-1 | West Virginia.....    | 1-2-0 |
| BYU.....                   | 0-1-0  | Georgia.....               | 6-10-2  | Memphis.....              | 2-0-0  | San Diego State.....          | 0-1-0  | Western Carolina..... | 1-0-0 |
| California.....            | 0-2-0  | Georgia Southern.....      | 1-0-0   | Mercer.....               | 5-0-1  | Southeast Missouri State..... | 1-0-0  | William & Mary.....   | 2-1-0 |
| Cal State-Fullerton.....   | 2-1-0  | Georgia State.....         | 1-0-0   | Miami.....                | 2-1-0  | Southeastern Louisiana.....   | 1-0-0  | Wisconsin.....        | 0-1-0 |
| Campbell.....              | 6-0-0  | George Washington.....     | 1-0-0   | Middle Tennessee.....     | 2-0-0  | South Alabama.....            | 8-0-1  | UAB.....              | 6-1-0 |
| Centenary.....             | 2-0-0  | Grambling State.....       | 1-0-0   | Milwaukee.....            | 1-0-0  | South Carolina.....           | 6-10-1 | UC-Irvine.....        | 2-2-0 |
| Central Florida.....       | 1-0-1  | Harvard.....               | 0-0-1   | Minnesota.....            | 1-0-0  | South Florida.....            | 0-1-0  | UConn.....            | 1-0-0 |
| Chattanooga.....           | 1-0-0  | Hawaii.....                | 0-1-0   | Mississippi State.....    | 14-3-1 | Southern Methodist.....       | 0-2-0  | UNC Charlotte.....    | 2-1-0 |
| Clemson.....               | 2-4-0  | High Point.....            | 2-0-0   | Missouri.....             | 2-3-1  | Southern Mississippi.....     | 1-0-0  | UNC Greensboro.....   | 1-1-0 |
| College of Charleston..... | 5-2-0  | Hofstra.....               | 1-0-0   | New Mexico.....           | 2-0-1  | St. Mary's.....               | 1-0-0  | UNLV.....             | 2-0-0 |
| Colorado.....              | 0-0-1  | Houston.....               | 0-1-0   | Nicholls State.....       | 1-0-0  | Stanford.....                 | 0-2-0  | USC.....              | 0-3-0 |
| Colorado College.....      | 0-1-0  | Illinois.....              | 1-1-0   | North Carolina.....       | 0-3-1  | Stetson.....                  | 11-0-0 | UTEP.....             | 1-1-0 |
| Connecticut.....           | 0-1-0  | Indiana.....               | 0-1-0   | North Carolina State..... | 1-0-0  | Syracuse.....                 | 0-1-0  | UW-Milwaukee.....     | 1-2-0 |
| Cornell.....               | 1-0-0  | Iowa State.....            | 0-1-0   | North Dakota.....         | 1-0-0  | Tennessee.....                | 9-10-3 | Wright State.....     | 1-0-0 |
| Creighton.....             | 1-0-0  | Jacksonville.....          | 2-0-0   | Northern Illinois.....    | 1-1-0  | Tennessee Tech.....           | 1-0-0  |                       |       |
| Dartmouth.....             | 2-0-0  | Jacksonville State.....    | 2-1-0   | Oklahoma State.....       | 1-0-0  | Texas.....                    | 1-1-0  |                       |       |
| Davidson.....              | 0-1-0  | Kansas.....                | 0-2-1   | Old Dominion.....         | 1-0-0  | Texas A&M.....                | 3-5-0  |                       |       |
| Dayton.....                | 1-2-1  | Kennesaw State.....        | 4-0-0   | Ole Miss.....             | 7-10-3 | Texas State.....              | 1-0-0  |                       |       |

The 2010 season saw Auburn win a seventh SEC Western Division Championship, the most by any school in the West as no other school has won more than four.

Finishing the year 11-8-2, 5-4-2 SEC, the club advanced to the NCAA Tournament as an at-large selection for a school-record fifth straight time. Again the accolades poured in at the end of the season as Frierson (eight goals, 12 assists, 28 points) and King (four goals, two assists, 10 points) were each named First Team All-SEC and defensive stalwart Sammy Towne was voted to the second team.

Frierson and King were also on the TopDrawerSoccer.com Team of the Season while Frierson was one of 15 players named to the semifinal list for the prestigious Hermann Trophy, a first for an Auburn student-athlete.

The 2009 season was the fourth straight NCAA Tournament appearance as the team was selected as an at-large team for the dance. Riding the deft scoring touch of First Team All-SEC midfielder Frierson (five goals, 10 assists, 20 points) and Second Team All-SEC forward Rebecca Howell (eight goals, one assist, 17 points), the team racked up 109 points, the second straight season Auburn had tallied at least 100 points offensively.

With a high-octane offense pacing the team, the defense relied on the work of Second Team All-SEC defender Towne and SEC All-Freshman goalkeeper Amy Howard to limit its opponents to just 27 goals in 22 matches for a 1.16 goals against average.

After a run to the semifinals in the SEC Tournament for the first time since the 2005 team appeared in the finals, the team then traveled to Tallahassee, Fla., for the NCAA Tournament before bowing out to California in a 2-1 overtime loss, finishing the season 10-9-3, 6-5-0 SEC.

Hoppa guided Auburn to its sixth SEC West Title in the last eight seasons in 2008, earning the school's third consecutive NCAA Tournament bid, and its second hosting opportunity, going 12-9-2 on the year, which included an incredible 9-3-0 mark at home and a 7-3-1 mark in conference play.

Freshman midfielder Frierson and senior goalkeeper Allison Whitworth both had historic seasons in 2008 as Frierson was named to the All-SEC First Team and the SEC Freshman of the Year while Whitworth was also named to the All-SEC First Team, was the conference's Scholar-Athlete of the Year and was Auburn's first-ever WPS Draft pick.

Frierson led the team in goals (nine) and points (25) while Whitworth established school records for saves in a season (132) and a career (356) before the FC Gold Pride selected her in the eighth round of its draft in St. Louis, Mo.

The 2007 season produced Auburn's sixth NCAA Tournament trip with a 10-8-2 mark and a runner-up finish in the SEC West. Sophomore forward Caitlin King had one of the finest seasons in program history, collecting 13 assists and finishing the year with 23 points.

The 13 assists tied a school record while her 23 points ranked eighth all-time. Whitworth also continued to blossom under the watchful eye of Hoppa, tying the school record for saves (102) for a second consecutive season and finishing with a 1.16 goals against average, seventh-best at Auburn.

Hoppa moved into elite company in the sport of women's soccer when she won her 150th career match on September 3, 2006, against William & Mary in a year in which the Tigers reclaimed what had been theirs for four straight seasons but eluded them in 2005 - the SEC Western Division Title and a trip to the NCAA Tournament. Keyed by a defense that allowed just 14 regular-season goals, the Tigers marched onto yet another SEC West title - the fifth under Hoppa.

Leading the backline was SEC Defensive Player of the Year Ronda Brooks (the first from an SEC West school) while Whitworth played the entire season between the pipes, following in the footsteps of Hoppa as a tenacious goalkeeper and leader on the field.

Despite battling injuries to key players throughout the course of the 2005 season, Hoppa guided the Tigers to within one win of their fifth consecutive trip to the NCAA Tournament and Auburn's first SEC Tournament title.

Auburn knocked off third-seeded Florida and seventh-seeded Kentucky in the first two rounds of the conference tournament before losing a heart-breaker to top-seeded Tennessee, 1-0.

At the conclusion of the tournament, Hoppa's players had picked up the Tournament MVP award (Brooks) and three more all-tournament selections (Ashley Eason, Jada Stewart, Kristin Stewart) to go along with the regular-season selections of Brooks to the All-SEC First Team, Eason to the second team and Jenn Johnson to the all-freshman team.

In 2004, Hoppa led the Tigers to its only undefeated season in SEC play with an Auburn-best 9-0-2 record, the team's fourth-consecutive SEC West title and fourth consecutive NCAA Tournament.

The team advanced to the second round of the NCAA Tournament for the third consecutive season, hosting the first and second rounds for the first time in school history at the Auburn Soccer Complex.







At the conclusion of the season, the Tigers found themselves ranked 19th in the NSCAA/adidas National Rankings and 13th in the final Soccer Buzz poll, the highest final ranking in school history.

Finishing out their senior seasons in 2004, Chrissy Culver, Megan Rivera, Sarah Steinmann and Jenn Walters each earned All-SEC honors and Rivera became the Tigers' first four-time All-American, owning every Auburn goalkeeper record and three SEC records at the conclusion of her career.

Hoppa led the Tigers to their first Southeastern Championship title in 2002, three seasons after the team finished at the bottom of the conference standings. For her efforts in leading the team to a school record 15-5-2 mark in 2002, she was named as the SEC Coach of the Year.

Hoppa helped lead her team to the second round of the NCAA Tournament two years in a row, which is also a feat never reached by an Auburn team. Early in the 2002 season, Hoppa achieved the 100th win of her career in a 4-0 win over South Alabama on Sept. 15. In 2003, Auburn finished 14-4-3 on the year including a second round appearance in the NCAA Tournament and ended the season with a No. 16 ranking. The ranking marked the first time Auburn was ranked at the conclusion of the season.

Hoppa kept busy away from Auburn as well in the summer of 2002. The head coaching veteran was named the United States National Team's Youth Goalkeeper Coordinator where her duties took her around the globe during the summer. Hoppa was a coach for the U19 National team in the inaugural FIFA Women's U19 World Championships helping lead the team, and 2004 Auburn senior Megan Rivera, to the World Championship title over host team Canada.

Hoppa led the Tigers to a 11-8-1 record in 2001, including an appearance in the championship match of the Southeastern Conference Tournament. Among the 11 victories were upsets over No. 6 Virginia, No. 16 Tennessee and No. 19 Georgia. The Tigers also received their first-ever national ranking, reaching No. 19 at one point in the season.

In 2000, her second season at Auburn, Hoppa led the Tigers to a then school record 13-7-0 record with 11 newcomers, a solid group of returners and only two seniors. In 2000 Hoppa became just the 12th person to be inducted into the University of Central Florida Athletic Hall of Fame for her accomplishments as both an All-America goalkeeper and an academic All-American.

Her offseason accomplishments did not end there either. Hoppa was then asked to join the Under-18 United States National Team in Bulgaria for the Albena Cup, a full national team tournament. She accepted the invitation and served as an assistant and goalkeeper coach for the U.S. Team that lost on penalty kicks in the championship game.

Hoppa also added assistant regional coach to her resume in 2000. She led the U16 Regional Team to an undefeated mark on a tour of Germany, Holland, Belgium and France in April and then traveled to Rhode Island, as an assistant coach for the U16 and U18 National team at the U.S. Soccer Festival. She then served as an assistant coach at the National Camp in California for U17 and U18 teams.

Prior to her coming to Auburn, Hoppa served as UCF's head coach from 1993-1998 and spent 1991 to 1993 as an assistant coach for the Golden Knights. All told, Hoppa spent a total of 12 years at UCF as a student-athlete, assistant coach and head coach.

She led the program to two NCAA tournament appearances as a player, including a trip to the Final Four in 1987, five Trans America Athletic Conference titles and a trip to the 1998 NCAA Tournament as a coach.

Hoppa posted a 64-44-9 record at UCF, winning five TAAC titles including four in a row from 1993-96. In her final season at UCF, Hoppa guided the squad to a 12-8 mark and a perfect 4-0 in the Trans America Athletic Conference en route to the school's first NCAA



Tournament berth since 1991. For her efforts, Hoppa was named TAAC Coach of the Year.

Hoppa has also been very involved in the Olympic Development Program and various youth soccer programs in the United States. Prior to her appointment as the Region III head coach in February 2009, she spent two years as the assistant coach in the same Region.

In August of 2007, Hoppa took seven Alabama ODP players to Denmark to play in the Dana Cup in Hjørring, Denmark, with the Fortuna Club as she has been coaching the Alabama ODP team for the 1990 birth year for the past two seasons and has had four players selected to the Regional Pool and two to the National Pool.

In addition to her duties during the summer of 2002, she has spent time with the USYSA National teams, including preparing youth goalkeepers for international competition and assisting the team during the Adidas Cup in Orlando, Fla. From 1990 to 2001, Hoppa was also the head goalkeeper coach and regional staff coach for the USYS Region II ODP team.

A holder of a United States Soccer Federation (USSF) "A" coaching license, she served on the coaching staff of the Florida Youth Soccer Association from 1990 to 1999. In 1997 she was the head coach of the Florida Women's State Select team that won the Southern Regional.

Prior to becoming the head coach at Central Florida, Hoppa was an assistant for the Golden Knights for two seasons, 1991-93, and also served as an assistant for the nearby Lake Brantley High School boys' team during that same time.

Hoppa also served as an assistant for the girl's team at Lyman High School in Longwood, Fla., for two years (1989-91). The Lyman team won the state championship in Hoppa's second year.

Hoppa's success at Central Florida wasn't limited to the sidelines, however. She made a name for herself as one of the greatest goalkeepers in UCF and NCAA history.

A three-year starter from 1987-90, Hoppa allowed just 30 goals (0.594) in 48 career games in assisting her squads to a 43-13-7 record during her tenure. During her four years, Central Florida made two NCAA appearances, advancing to the Final Four in 1987 and the quarterfinals in 1988. Her 30 goals allowed, 0.594 goals against average, and 30.5 shutouts are still UCF career records.

As a senior, Hoppa was named the 1990 Adidas/ISAA Goalkeeper of the Year, the NCAA Goalkeeper of the Year and was a finalist for the Hermann Award. She helped UCF to a 9-4-3 record, including a 2-2 tie with national power North Carolina.

As a junior, she was named to the 1989 Soccer America MVP Team after leading Central Florida to a 11-1-2 record. In 14 games, her team posted 11 shutouts and allowed just four goals all season.

An excellent student as well, Hoppa graduated Magna Cum Laude with a degree in psychology, a 3.7 grade point average, and was a finalist as a senior for the prestigious Honda Award. She was also recognized as an Adidas/ISAA Scholar-Athlete during her junior and senior years.

During her collegiate career Hoppa was inducted into several national honor societies including Golden Key, Omicron Delta Kappa, Phi Kappa Phi and Psi Chi. She also served on the 1991 College Student-Athlete Project: Women and Athletics Sub-Committee.

A three-sport standout at Naperville Central High School in Naperville, Ill., Hoppa earned All-America soccer honors and was a member of the National Youth Team in 1986. The Naperville native was also a member of the United States Olympic Festival's North squad in both 1987 and 1990. Along with her soccer success, Hoppa also competed on the softball and basketball squads. She was inducted into the Naperville Central High School Athletic Hall of Fame as a member of the class of 2018.

In 1997, Hoppa returned to the field as a player, as a member of the Tampa Bay Extreme, a member of the United Systems of Independent Soccer Leagues (USISL) "W League."

For two seasons, Hoppa was the starting goalkeeper for the Extreme. Hoppa is a member of the National Soccer Coaches Association of America and served as a volunteer club coach with the Seminole Soccer Club for five years (1989-93). She was a member of the NCAA Regional Advisory Committee (1995-97) and also served on the NSCAA Division I Women's Soccer Southeast Ratings Board (1996-98).

Hoppa (formerly Richter) married Scott Hoppa on Dec. 14, 2002. The couple resides in Opelika, Ala., and have a daughter, Bailey.



# JAMES ARMSTRONG ASSOCIATE HEAD COACH

6TH SEASON AT AUBURN

6TH SEASON OVERALL

ALMA MATER: EDINBURGH, 2001

James Armstrong joined the Auburn program as an assistant coach on March 13, 2013. He was promoted to associate head coach on Jan. 30, 2017. Armstrong came to Auburn from the Lonestar Soccer Club in Austin, Texas.

Armstrong works primarily with Auburn's midfielders and forwards. Since his arrival, Auburn has seen quite the influx of offensive output.

In Armstrong's five seasons on The Plains, the Tigers have scored 173 goals.

The team's 121 goals scored from 2014-16 registered as the most in any three-year stretch since 2000-02, and Auburn notably climbed its way from 181st in the country in scoring before Armstrong's arrival to 20th in 2016.

During the team's record-breaking 2015 and 2016 seasons, the Tigers amassed 85 goals, which tied for the program mark for the most ever in a two-year span with the 1994-95 squads.

Last year, Armstrong played a key role in helping two-time All-SEC performer Kristen Dodson cap off her career as one of the most potent scorers in program history. Dodson finished the season ranked fourth in career assists (28), points (86) and game-winning goals (10) and fifth in goals (29).

Two seasons ago, Armstrong was instrumental in the route-

lage of Dodson as she broke the program's single-season point record of 38. The previous record of 35 had stood for over 15 years.

Armstrong also coached the nation's highest-scoring sister combination in All-SEC standouts Brooke and Casie Ramsier. Collectively, the Ramsier's tallied 152 points in their four-year careers.

In 2016, the Tigers rattled home 47 goals, the fourth-best for a season in Auburn history. Armstrong was key in the development of four All-SEC attacking threats in Dodson, Bri Folds, Brooke Ramsier and Casie Ramsier.

Dodson and Casie Ramsier went on to score 13 and 12 goals, respectively, marking the first time a duo has secured 10-plus goals in a season since 2000. Ramsier went on to earn All-American honors for the second straight season.

In 2015, he coached All-SEC selection Casie Ramsier who netted 12 goals - the most by any single player since 2003 and tied for the second-highest total in single-season program history at the time.

In 2014, the Tigers scored 36 goals from 12 different players. Nine of those players had multi-goal seasons with departing senior Tori Ball leading the way with five goals. The 36 goals was tied for the sixth-best total in the conference.



Combined in 2013 and 2014, Auburn has scored 63 times, joined with 213 points. The 36 goals and 118 points were the most for Auburn since the 2011 season.

He had been at Lonestar SC since its inception in 2004, progressing through the ranks and coaching at all levels of play. At Lonestar SC he was the Girls Junior Academy Director of Coaching for three years, the Girls DI Director of Coaching for three years and most recently the ECNL Head Coach and Premier League Girls Director of Coaching.

In 2012, Armstrong was the assistant coach for Concordia University Texas Tornados. He has also been a ODP Region III coach for girls ages 14-18.

Prior to working with the Lonestar SC and ODP, Armstrong was also a staff member for the United States Women's National Team. He worked with the U-19 U.S. Women's World Cup team that won the championship in 2002, where Hoppa was also an assistant coach, as well as the senior national team which placed third at the 2003 Women's World Cup.

A native of Yorkshire, England, Armstrong earned a bachelor's degree in history and politics from the University of Edinburgh in 2000 and a master's in the same disciplines in 2001. He has a USSF A License and a National Youth License. James and his wife Casey live in Auburn and have been married for the last two years. The couple have a daughter, Olivia.







# BEN MADSEN ASSISTANT COACH

7TH SEASON AT AUBURN

16TH SEASON OVERALL

ALMA MATER: LINCOLN MEMORIAL, 2003

Ben Madsen was named assistant coach on Feb. 29, 2012. Madsen joined Auburn from Iowa State where he was an assistant coach for four years and served as the Cyclones' head assistant since 2009.

Since Madsen's arrival on The Plains, the Tigers have made consistent improvements along the defensive front and have had 10 all-conference selections and a two-time All-America performer in Kala Faulkner (2014 and 2015).

Auburn's ranked in the top half of the SEC in both goals against average and shutout percentage from 2013-16. Before Madsen arrived, the Tigers were eighth in defense in 2012.

Last season, Madsen helped guide the Tigers back line to eight shutouts, which is tied for the sixth most in program history, and mentored a pair of All-SEC performers in first-team selection Caroline Bado and all-freshman honoree Alyssa Malonson. Bado was also named Third Team All-Southeast Region by the United Soccer Coaches and was joined on the team by Sarah Le Beau.

With the defensive unit's performance in 2017, four of the program's top six shutout totals have come under Madsen's watch. Additionally, five of the team's eight shutouts a season ago came during conference play, which matched a SEC program record.

In 2016, Madsen guided a trio of All-SEC performers in Kiana Clarke, Karli Gutsche and Le Beau. In total, Auburn amassed seven shutouts, including four in SEC play and the NCAA Tournament.

Despite being focused on keeping opponents off the board, players who saw time along the back line combined for 14 points, including two game-winning goals, in 2016.

The Tigers set a program record with 17 wins in 2016, and much of that could be credited to keeping high-powered offenses off the board. In total, Auburn held the opposition to one goal or fewer in 17 matches.

In 2015, Madsen was instrumental in the development of All-SEC choice Sarah Le Beau. In 23 matches between the sticks, Le Beau ranked third in the SEC with a 0.987 goals against average, pacing the freshman to multiple accolades by the league. Madsen's tutelage of Le Beau paced the first-year keeper to post seven shutouts, ranking second among league foes.

In 2014, Madsen guided Alyse Scott, who started in the net for all 22 matches of Auburn's season, tallying 76 saves and only allowing 22 goals for a 0.96 goals against average. That GAA was the fourth-best average in the conference. Scott also garnered 10 shutouts in 2014, tying for the most in the SEC last season.



Working with defenders and goalkeepers, Madsen helped the Tigers post the most saves in the Southeastern Conference in 2013 with 135 and register the third-best saves percentage at 82.4.

Madsen was the recruiting coordinator and goalkeepers coach at Iowa State and helped bring a recruiting class that increased the program's win total for three straight seasons from 2009-11. In 2011 the ISU club tied the program record for shutouts in a season with nine and he coached goalkeeper Maddie Jobe to two Big XII Player of the Week awards. On the recruiting trail his 2010 freshman class accounted for 92 percent of the team's points and scored every goal in Big XII conference play.

Prior to ISU Madsen was an assistant at the University of South Alabama from 2004-08. During his stay in Mobile the team made four Sun Belt Conference tournament appearances and finished as the conference runner-up in 2005. He also coached the 2004 First Team All-Sunbelt goalkeeper.

Madsen started his coaching career with the Lincoln College men's team from 2002-03 before moving on to Alabama-Huntsville from 2003-04. At Lincoln he trained the 2002 Collegiate Conference of Central Illinois First Team All-Conference goalkeeper while at UAH he recruited the 2004 Gulf South Conference Freshman of the Year.

Madsen has been very active in youth soccer acting as a Region II and Region III goalkeeper coach, a U14 girls head coach and an ODP assistant and co-head coach.

Madsen earned his bachelor's degree in physical education from Lincoln Memorial University in 2003, where he also played from 1998-01. He has a NSCAA Advanced National Diploma and a NSCAA National Goalkeeper Diploma.

Madsen and his wife, Ann, have a daughter, Margaret Kate (Maggie) and a son, Beckett.







# AMY REIF

## DIRECTOR OF OPS

1ST SEASON AT AUBURN

1ST SEASON OVERALL

ALMA MATER: AUBURN, 1998

Amy Reif joined the Auburn soccer program as the new director of operations in the spring of 2018.

Reif most recently served as the head softball coach at Park University in Parkville, Mo., and left as the winningest coach in school history with a career record of 268-169.

A graduate of Auburn, Reif makes her way back to The Plains after earning her bachelor's degree in 1998, her master's degree in 2000 and serving as an assistant softball coach from 2000-04.

"We are thrilled to bring Amy back home to Auburn," Hoppa said. "Her experience both as a student-athlete and coach here, as well as her experience as a head coach, will be invaluable to us. Also, her character and drive to succeed will make our program better."

Reif will play an important role in organizing the behind-the-scene efforts of the program that includes team travel and budget, among other aspects.

"The soccer program embodies everything I love about Auburn," Reif said. "I'm excited to come back to Auburn with my family to work with Coach Hoppa, and I look forward to being a part of such a successful program."

During her time at Park, Reif was named the 2008 Midlands Collegiate Athletic Conference (MCAC) Coach of the Year and led the Pirates to its first NAIA National Tournament in 2009. While winning both a MCAC regular season and tournament championship, she also led her teams to the single-season program record for wins on a pair of occasions.

Reif coached more than 40 all-conference honorees, including a pair of American Midwest Conference (AMC) Pitchers of the Year, an All-American and a Capital One Academic All-American. Reif's student-athletes also achieved a GPA of 3.0 or better and the NAIA's designation as a Scholar Team in each of her seasons at the helm of the program.

During her time with the Auburn softball program, Reif was named to the SEC Academic Honor Roll as a player and helped lead the Tigers to the first NCAA Regional in program history as a member of the coaching staff that was named the 2002 South Region Coaching Staff of the Year.

Reif also has experience serving as a production assistant at ESPN and a paralegal at Basri Law LLC in Liberty, Mo.

A native of Kansas City, Kan., Reif and her husband, Derek, who played baseball at Auburn from 1997-2000, have two sons, Storm and Cash.





## SUPPORT STAFF



**Allen Greene**  
*Director of Athletics*



**Monique Holland**  
*Senior Associate AD / SWA*



**Brant Ust**  
*Associate AD / Sport Admin*



**Allison Batts**  
*Academic Counselor*



**Emily Edkin**  
*Marketing Graduate Assistant*



**Kevin Fuhrer**  
*Assistant Equipment Manager*




**Bob Grant**  
*Athletics Events Coordinator*




**Steve Lautz**  
*Associate AD for Compliance*



**Tayloe Locke**  
*Assistant Director for Compliance /  
Secondary Sport Admin*



**Allison Musselman**  
*Assistant Athletic Trainer*



**George Nunnelley**  
*Assistant Director of Communications*



**Chase O'Hara**  
*Assistant Director of Video Services*



**Kevin Ortiz**  
*Graphic Designer*



**Wade Rackley**  
*Photographer*



**Megan Young**  
*Assistant Strength and Conditioning Coach*



## SUPPORT STAFF



**Anna Peterson**  
*Athletic Trainer Intern*



**Caroline Bado**  
*Volunteer Assistant Coach*



**Maya Hayes**  
*Graduate Assistant*



**Kristen Murslack**  
*Graduate Assistant*



**Matt Carter**  
*Student Manager*



**Garry Cauthen**  
*Student Manager*






---

# COACHING HISTORY


---



## COACHING HISTORY



**Steve Holeman**  
1993



**Bill Wilkins**  
1994-98



**Karen Hoppa**  
1999-Present

### Auburn Coaching Records

| Coach            | Seasons   | Years               | Record            | Pct.        |
|------------------|-----------|---------------------|-------------------|-------------|
| Steve Holeman    | 1         | 1993                | 7-6-3             | .531        |
| Bill Wilkins     | 5         | 1994-98             | 46-44-9           | .465        |
| Karen Hoppa      | 18        | 1999-Present        | 225-147-37        | .595        |
| <b>AU Totals</b> | <b>25</b> | <b>1993-Present</b> | <b>278-197-49</b> | <b>.577</b> |

## YEAR-BY-YEAR RESULTS

| Year          | Coach         | Overall                  | SEC                     | SEC Finish               | NCAA            | Goals      | Assists    | Pts          | Shots        | GAA         | Saves        | Shutouts   |
|---------------|---------------|--------------------------|-------------------------|--------------------------|-----------------|------------|------------|--------------|--------------|-------------|--------------|------------|
| 1993          | Steve Holeman | 7-6-3 (.531)             | 0-2-0 (.000)            | 4th                      | --              | 42         | 17         | 101          | 258          | 1.81        | 108          | 5          |
| 1994          | Bill Wilkins  | 11-6-3 (.625)            | 1-1-2 (.375)            | 3rd                      | --              | 42         | 36         | 120          | 299          | 1.84        | 110          | 5          |
| 1995          | Bill Wilkins  | 11-7-2 (.605)            | 5-3-0 (.625)            | T2nd, West               | --              | 43         | 37         | 123          | 307          | 1.09        | 100          | 5          |
| 1996          | Bill Wilkins  | 8-10-3 (.390)            | 3-3-2 (.500)            | 2nd, West                | --              | 29         | 33         | 111          | 261          | 1.89        | 133          | 3          |
| 1997          | Bill Wilkins  | 11-9-1 (.548)            | 4-4-0 (.400)            | T2nd, West               | --              | 48         | 36         | 132          | 332          | 1.67        | 102          | 4          |
| 1998          | Bill Wilkins  | 5-12-0 (.294)            | 2-6-0 (.250)            | T4th, West               | --              | 24         | 22         | 70           | 191          | 2.87        | 104          | 3          |
| 1999          | Karen Hoppa   | 6-13-0 (.315)            | 1-8-0 (.111)            | T5th, West               | --              | 28         | 34         | 90           | 189          | 2.46        | 106          | 3          |
| 2000          | Karen Hoppa   | 13-7-0 (.650)            | 3-6-0 (.333)            | 5th, West                | --              | 56         | 68         | 180          | 346          | 1.51        | 97           | 8          |
| 2001          | Karen Hoppa   | 11-8-1 (.575)            | 5-4-0 (.556)            | 1st, West                | 1st Rd          | 31         | 36         | 98           | 300          | 1.00        | 108          | 6          |
| 2002          | Karen Hoppa   | 15-5-2 (.727)            | 6-1-2 (.778)            | 1st Overall              | 2nd Rd          | 46         | 52         | 144          | 305          | 0.79        | 81           | 9          |
| 2003          | Karen Hoppa   | 14-4-3 (.738)            | 6-1-2 (.778)            | 1st, West                | 2nd Rd          | 32         | 45         | 109          | 247          | 0.68        | 92           | 12         |
| 2004          | Karen Hoppa   | 15-4-2 (.762)            | 9-0-2 (.909)            | 1st, West                | 2nd Rd          | 35         | 29         | 99           | 281          | 0.73        | 73           | 8          |
| 2005          | Karen Hoppa   | 8-12-1 (.405)            | 5-6-0 (.455)            | 2nd, West                | --              | 27         | 29         | 83           | 248          | 1.24        | 127          | 6          |
| 2006          | Karen Hoppa   | 11-6-3 (.625)            | 5-3-3 (.591)            | 1st, West                | 1st Rd          | 37         | 30         | 104          | 275          | 1.04        | 110          | 8          |
| 2007          | Karen Hoppa   | 10-8-2 (.550)            | 6-5-0 (.545)            | 2nd, West                | 1st Rd          | 29         | 41         | 99           | 259          | 1.16        | 105          | 8          |
| 2008          | Karen Hoppa   | 12-9-2 (.565)            | 7-3-1 (.681)            | T1st, West               | 2nd Rd          | 41         | 53         | 135          | 333          | 0.97        | 143          | 10         |
| 2009          | Karen Hoppa   | 10-9-3 (.523)            | 6-5-0 (.545)            | 3rd, West                | 1st Rd          | 35         | 39         | 109          | 355          | 1.16        | 126          | 6          |
| 2010          | Karen Hoppa   | 11-8-2 (.571)            | 5-4-2 (.545)            | 1st, West                | 1st Rd          | 34         | 41         | 109          | 345          | 1.23        | 72           | 5          |
| 2011          | Karen Hoppa   | 15-7-2 (.667)            | 5-5-1 (.500)            | 2nd, West                | 2nd Rd          | 50         | 61         | 161          | 378          | 1.26        | 95           | 8          |
| 2012          | Karen Hoppa   | 13-11-1 (.540)           | 7-6-1 (.538)            | 2nd, West                | 2nd Rd          | 35         | 35         | 105          | 369          | 1.11        | 135          | 7          |
| 2013          | Karen Hoppa   | 8-9-4 (.540)             | 3-5-3 (.409)            | 5th, West                | --              | 27         | 31         | 85           | 258          | 1.27        | 86           | 8          |
| 2014          | Karen Hoppa   | 12-7-3 (.545)            | 5-3-3 (.455)            | T-5th                    | 2nd Rd          | 36         | 46         | 118          | 298          | 0.96        | 77           | 10         |
| 2015          | Karen Hoppa   | 16-6-1 (.717)            | 7-4-0 (.636)            | 4th                      | Sweet 16        | 38         | 46         | 122          | 374          | 1.00        | 88           | 9          |
| 2016          | Karen Hoppa   | 17-7-0 (.708)            | 9-2-0 (.818)            | 2nd                      | Elite Eight     | 47         | 55         | 149          | 357          | 1.08        | 78           | 7          |
| 2017          | Karen Hoppa   | 8-7-5 (.525)             | 4-2-4 (.600)            | 6th                      | 2nd Rd          | 25         | 30         | 80           | 276          | 1.13        | 80           | 8          |
| <b>Totals</b> |               | <b>278-197-49 (.577)</b> | <b>119-92-28 (.556)</b> | <b>7 SEC West Titles</b> | <b>15 Apps.</b> | <b>917</b> | <b>982</b> | <b>2,836</b> | <b>7,441</b> | <b>1.32</b> | <b>2,536</b> | <b>171</b> |



---

# 2017 IN REVIEW

---





## 2017 IN REVIEW - STATS, SCHEDULE & AWARDS

| Player          | GP | G  | A  | Pts | SH  | SH%  | SOG | SOG% | GW | PK-ATT |
|-----------------|----|----|----|-----|-----|------|-----|------|----|--------|
| Kristen Dodson  | 20 | 8  | 4  | 20  | 60  | .133 | 30  | .500 | 2  | 0-0    |
| Bri Folds       | 20 | 4  | 6  | 14  | 53  | .075 | 16  | .302 | 2  | 0-0    |
| Courtney Schell | 20 | 4  | 0  | 8   | 31  | .129 | 11  | .355 | 1  | 0-0    |
| Ellie Leek      | 19 | 2  | 4  | 8   | 30  | .067 | 5   | .167 | 0  | 0-0    |
| Taylor Troutman | 20 | 1  | 4  | 6   | 10  | .100 | 5   | .500 | 1  | 0-0    |
| Alyssa Malonson | 20 | 0  | 6  | 6   | 17  | .000 | 8   | .471 | 0  | 0-0    |
| Jaelyn Gadson   | 20 | 2  | 1  | 5   | 20  | .100 | 5   | .250 | 1  | 0-0    |
| Rocio Sanders   | 19 | 2  | 1  | 5   | 12  | .167 | 4   | .333 | 0  | 0-0    |
| Hannah Alspach  | 20 | 1  | 1  | 3   | 9   | .111 | 4   | .444 | 1  | 0-0    |
| Dani Solaru     | 13 | 1  | 0  | 2   | 4   | .250 | 1   | .250 | 0  | 0-0    |
| Gianna Montini  | 20 | 0  | 1  | 1   | 8   | .000 | 3   | .375 | 0  | 0-0    |
| Silvana Poulter | 14 | 0  | 1  | 1   | 5   | .000 | 1   | .200 | 0  | 0-0    |
| Sarah Houchin   | 20 | 0  | 1  | 1   | 2   | .000 | 0   | .000 | 0  | 0-0    |
| Caroline Bado   | 20 | 0  | 0  | 0   | 7   | .000 | 4   | .571 | 0  | 0-0    |
| Kori Locksley   | 4  | 0  | 0  | 0   | 2   | .000 | 1   | .500 | 0  | 0-0    |
| Jessie Gerow    | 7  | 0  | 0  | 0   | 2   | .000 | 1   | .500 | 0  | 0-0    |
| Abby Meadows    | 4  | 0  | 0  | 0   | 2   | .000 | 1   | .500 | 0  | 0-0    |
| Ashton Brock    | 8  | 0  | 0  | 0   | 1   | .000 | 0   | .000 | 0  | 0-0    |
| Katie Hickman   | 10 | 0  | 0  | 0   | 1   | .000 | 0   | .000 | 0  | 0-0    |
| Avery Batson    | 5  | 0  | 0  | 0   | 0   | .000 | 0   | .000 | 0  | 0-0    |
| Anna Frierson   | 1  | 0  | 0  | 0   | 0   | .000 | 0   | .000 | 0  | 0-0    |
| Sophie Taylor   | 10 | 0  | 0  | 0   | 0   | .000 | 0   | .000 | 0  | 0-0    |
| Katie Grunder   | 1  | 0  | 0  | 0   | 0   | .000 | 0   | .000 | 0  | 0-0    |
| Total.....      | 20 | 25 | 30 | 80  | 276 | .091 | 100 | .362 | 8  | 0-0    |
| Opponents.....  | 20 | 24 | 18 | 66  | 253 | .095 | 104 | .411 | 7  | 3-3    |

| Player         | GP | Minutes | GA | GA Avg. | Saves | Save Pct. | W | L | T | Shutouts |
|----------------|----|---------|----|---------|-------|-----------|---|---|---|----------|
| Sarah Le Beau  | 20 | 1911:49 | 24 | 1.13    | 79    | .767      | 8 | 7 | 5 | 8        |
| TEAM           |    | 0:00    | 0  | 0.00    | 1     | 1.000     | 0 | 0 | 0 | 0        |
| Total.....     | 20 | 1911:49 | 24 | 1.13    | 80    | .769      | 8 | 7 | 5 | 8        |
| Opponents..... | 20 | 1911:49 | 25 | 1.18    | 75    | .750      | 7 | 8 | 5 | 7        |

| Goals by Period | 1st | 2nd | OT/2OT | Total |
|-----------------|-----|-----|--------|-------|
| Auburn          | 9   | 16  | 0/0    | 25    |
| Opponents       | 11  | 12  | 0/1    | 24    |

| Shots by Period | 1st | 2nd | OT/2OT | Total |
|-----------------|-----|-----|--------|-------|
| Auburn          | 118 | 138 | 10/10  | 276   |
| Opponents       | 101 | 137 | 8/7    | 253   |

| Saves by Period | 1st | 2nd | OT/2OT | Total |
|-----------------|-----|-----|--------|-------|
| Auburn          | 36  | 43  | 0/1    | 80    |
| Opponents       | 39  | 28  | 4/4    | 75    |

| Corners by Period | 1st | 2nd | OT/2OT | Total |
|-------------------|-----|-----|--------|-------|
| Auburn            | 32  | 49  | 2/4    | 87    |
| Opponents         | 46  | 33  | 2/2    | 83    |

| Fouls by Period | 1st | 2nd | OT/2OT | Total |
|-----------------|-----|-----|--------|-------|
| Auburn          | 67  | 83  | 4/5    | 159   |
| Opponents       | 84  | 101 | 2/7    | 194   |

| Date  | Opponent                | Result       |
|-------|-------------------------|--------------|
| 8/19  | No. 14 Clemson          | L, 0-2       |
| 8/21  | at South Alabama        | W, 1-0 (2OT) |
| 8/26  | Cal State Fullerton     | W, 2-0       |
| 8/28  | at Samford              | W, 4-3       |
| 9/2   | Iowa State              | L, 0-1       |
| 9/4   | USC                     | L, 0-2       |
| 9/9   | Vanderbilt *            | W, 2-1       |
| 9/11  | Baylor                  | W, 1-0       |
| 9/18  | No. 14 South Carolina * | L, 0-1       |
| 9/22  | at No. 12 Florida *     | W, 3-0       |
| 9/25  | at Georgia *            | W, 4-2       |
| 9/30  | Missouri *              | W, 1-0       |
| 10/6  | at Kentucky *           | W, 2-1       |
| 10/9  | Mississippi State *     | W, 3-0       |
| 10/14 | No. 12 Arkansas *       | W, 3-2       |
| 10/20 | at LSU *                | W, 2-1       |
| 10/23 | at Texas A&M *          | L, 1-2       |
| 10/27 | Tennessee *             | W, 3-1       |
| 11/2  | vs. Tennessee !         | W, 3-1       |
| 11/4  | vs. No. 19 Arkansas !   | L, 1-3       |
| 11/12 | South Alabama ^         | W, 4-0       |
| 11/18 | vs. No. 13 UConn &      | W, 4-1       |
| 11/20 | at No. 9 Florida &      | W, 3-1       |
| 11/25 | at No. 3 USC #          | L, 0-1       |

\* - SEC Match

! - SEC Tournament (Orange Beach, Ala.)

^ - NCAA 1st Round (Auburn, Ala.)

& - NCAA 2nd and 3rd Rounds (Gainesville, Fla.)

# - NCAA Quarterfinal (Los Angeles, Calif.)

**Team** - United Soccer Coaches Team Academic Award

**Hannah Alspach** — Top Drawer National Team of the Week (Sept. 19)

**Caroline Bado** — SEC Defensive Player of the Week (Sept. 25), Top Drawer National Team of the Week (Sept. 26), All-SEC First Team, United Soccer Coaches All-Southeast Region Third Team

**Kristen Dodson** — SEC Preseason Watch List, Top Drawer Preseason Best XI Third Team, SEC Offensive Player of the Week (Oct. 16), Top Drawer National Team of the Week (Oct. 17), Top Drawer National Player of the Week (Oct. 17), SEC Community Service Team, Senior CLASS Award Candidate, All-SEC First Team, United Soccer Coaches All-Southeast Region Second Team

**Bri Folds** — SEC Preseason Watch List, Top Drawer National Team of the Week (Nov. 14), U-20 Women's National Team Training Camp Invitee

**Sarah Le Beau** — SEC Preseason Watch List, SEC Defensive Player of the Week (Sept. 18), United Soccer Coaches All-Southeast Region Third Team

**Courtney Schell** — SEC Preseason Watch List

**Taylor Troutman** — CoSIDA First Team Academic All-District



---

# RECORD BOOK

---



# TEAM RECORDS

## Goals in a Season

|     |    |      |
|-----|----|------|
| 1.  | 56 | 2000 |
| 2.  | 50 | 2011 |
| 3.  | 48 | 1997 |
| 4.  | 47 | 2016 |
| 5.  | 46 | 2002 |
| 6.  | 43 | 1995 |
| 7.  | 42 | 1994 |
|     | 42 | 1993 |
| 9.  | 41 | 2008 |
| 10. | 38 | 2015 |

## Assists in a Season

|    |    |      |
|----|----|------|
| 1. | 68 | 2000 |
| 2. | 61 | 2011 |
| 3. | 55 | 2016 |
| 4. | 53 | 2008 |
| 5. | 52 | 2002 |
| 6. | 46 | 2015 |
|    | 46 | 2014 |
| 8. | 45 | 2003 |
| 9. | 41 | 2010 |
|    | 41 | 2007 |

## Points in a Season

|     |     |      |
|-----|-----|------|
| 1.  | 180 | 2000 |
| 2.  | 161 | 2011 |
| 3.  | 149 | 2016 |
| 4.  | 144 | 2002 |
| 5.  | 135 | 2008 |
| 6.  | 132 | 1997 |
| 7.  | 123 | 1995 |
| 8.  | 122 | 2015 |
| 9.  | 120 | 1994 |
| 10. | 118 | 2014 |

## Shots in a Season

|     |     |      |
|-----|-----|------|
| 1.  | 378 | 2011 |
| 2.  | 374 | 2015 |
| 3.  | 369 | 2012 |
| 4.  | 357 | 2016 |
| 5.  | 355 | 2009 |
| 6.  | 346 | 2000 |
| 7.  | 345 | 2010 |
| 8.  | 333 | 2008 |
| 9.  | 332 | 1997 |
| 10. | 307 | 1995 |

## Goals Against Average in a Season

|     |      |      |
|-----|------|------|
| 1.  | 0.68 | 2003 |
| 2.  | 0.79 | 2002 |
| 3.  | 0.96 | 2014 |
| 4.  | 0.97 | 2008 |
| 5.  | 1.00 | 2015 |
| 6.  | 1.04 | 2006 |
| 7.  | 1.08 | 2016 |
| 8.  | 1.09 | 1995 |
| 9.  | 1.11 | 2012 |
| 10. | 1.13 | 2017 |

## Saves in a Season

|     |     |      |
|-----|-----|------|
| 1.  | 143 | 2008 |
| 2.  | 135 | 2012 |
| 3.  | 133 | 1996 |
| 4.  | 127 | 2005 |
| 5.  | 126 | 2009 |
| 6.  | 110 | 2006 |
|     | 110 | 1994 |
| 8.  | 108 | 2001 |
|     | 108 | 1993 |
| 10. | 106 | 1999 |

## Shutouts in a Season

|    |    |      |
|----|----|------|
| 1. | 12 | 2003 |
| 2. | 10 | 2014 |
|    | 10 | 2008 |
| 4. | 9  | 2015 |
|    | 9  | 2002 |
| 6. | 8  | 2017 |
|    | 8  | 2013 |
|    | 8  | 2011 |
|    | 8  | 2007 |
|    | 8  | 2006 |
|    | 8  | 2004 |
|    | 8  | 2000 |





# INDIVIDUAL SEASON RECORDS

## Goals in a Season

|    |    |                 |      |
|----|----|-----------------|------|
| 1. | 16 | Tammy Waine     | 2000 |
| 2. | 13 | Kristen Dodson  | 2016 |
| 3. | 12 | Casie Ramsier   | 2016 |
|    | 12 | Casie Ramsier   | 2015 |
|    | 12 | Sarah Steinmann | 2003 |
|    | 12 | Ginger Sellick  | 2000 |
|    | 12 | Tiffany Smith   | 1993 |
| 8. | 11 | Jill Palmer     | 1996 |
| 9. | 10 | Jill Palmer     | 1997 |
|    | 10 | Jill Palmer     | 1995 |

## Assists in a Season

|     |    |                 |      |
|-----|----|-----------------|------|
| 1.  | 13 | Katy Frierson   | 2011 |
|     | 13 | Caitlin King    | 2007 |
|     | 13 | Kellie Evans    | 2000 |
| 4.  | 12 | Kristen Dodson  | 2016 |
|     | 12 | Brooke Ramsier  | 2016 |
|     | 12 | Katy Frierson   | 2010 |
|     | 12 | Rebecca Howell  | 2008 |
| 8.  | 11 | Brooke Ramsier  | 2015 |
|     | 11 | Maggie Cauley   | 1994 |
| 10. | 10 | Kristen Dodson  | 2014 |
|     | 10 | Katy Frierson   | 2009 |
|     | 10 | Sarah Steinmann | 2002 |
|     | 10 | Kristen Lindsay | 2000 |
|     | 10 | Maggie Cauley   | 1997 |
|     | 10 | Kristen Schier  | 1994 |

## Points in a Season

|     |    |                 |      |
|-----|----|-----------------|------|
| 1.  | 38 | Kristen Dodson  | 2016 |
| 2.  | 35 | Tammy Waine     | 2000 |
| 3.  | 32 | Ginger Sellick  | 2000 |
| 4.  | 31 | Casie Ramsier   | 2016 |
|     | 31 | Katy Frierson   | 2011 |
|     | 31 | Sarah Steinmann | 2003 |
| 7.  | 28 | Brooke Ramsier  | 2016 |
|     | 28 | Casie Ramsier   | 2015 |
|     | 28 | Katy Frierson   | 2010 |
| 10. | 27 | Tatiana Coleman | 2012 |
|     | 27 | Jill Palmer     | 1996 |
|     | 27 | Maggie Cauley   | 1994 |

## Shots in a Season

|     |    |                 |      |
|-----|----|-----------------|------|
| 1.  | 99 | Ginger Sellick  | 2000 |
| 2.  | 91 | Casie Ramsier   | 2015 |
| 3.  | 90 | Casie Ramsier   | 2016 |
| 4.  | 83 | Sarah Steinmann | 2002 |
| 5.  | 82 | Caitlin King    | 2009 |
| 6.  | 79 | Tiffany Smith   | 1993 |
| 7.  | 77 | Sarah Steinmann | 2003 |
| 8.  | 72 | Katy Frierson   | 2011 |
| 9.  | 71 | Tatiana Coleman | 2012 |
| 10. | 68 | Ginger Sellick  | 2001 |

## Game-Winning Goals in a Season

|    |   |                 |      |
|----|---|-----------------|------|
| 1. | 6 | Casie Ramsier   | 2016 |
|    | 6 | Sarah Steinmann | 2003 |
| 3. | 5 | Kristen Dodson  | 2016 |
|    | 5 | Casie Ramsier   | 2015 |
|    | 5 | Jill Palmer     | 1998 |
|    | 5 | Maggie Cauley   | 1995 |
| 7. | 4 | Tatiana Coleman | 2012 |
|    | 4 | Tori Ball       | 2011 |
|    | 4 | Tatiana Coleman | 2011 |
|    | 4 | Katy Frierson   | 2010 |
|    | 4 | Rebecca Howell  | 2009 |
|    | 4 | Katy Frierson   | 2008 |
|    | 4 | Chrissy Culver  | 2002 |
|    | 4 | Sara Power      | 2002 |
|    | 4 | Tammy Waine     | 2000 |
|    | 4 | Ginger Sellick  | 2000 |
|    | 4 | Tiffany Smith   | 1994 |



Tammy Waine



# INDIVIDUAL SEASON RECORDS

## Consecutive Matches Scored in a Season

|     |   |                 |      |
|-----|---|-----------------|------|
| 1.  | 4 | Casie Ramsier   | 2016 |
|     | 4 | Casie Ramsier   | 2013 |
|     | 4 | Ana Cate        | 2011 |
|     | 4 | Tammy Waine     | 2000 |
|     | 4 | Ginger Sellick  | 2000 |
|     | 4 | Jill Palmer     | 1996 |
|     | 4 | Maggie Cauley   | 1994 |
|     | 4 | Sally Phipps    | 1994 |
|     | 4 | Tiffany Smith   | 1993 |
| 10. | 3 | Kristen Dodson  | 2016 |
|     | 3 | Brooke Ramsier  | 2016 |
|     | 3 | Katy Frierson   | 2010 |
|     | 3 | Rebecca Howell  | 2009 |
|     | 3 | Katy Frierson   | 2008 |
|     | 3 | Rebecca Howell  | 2007 |
|     | 3 | Sarah Steinmann | 2003 |
|     | 3 | Jill Palmer     | 1998 |
|     | 3 | Kristen Schier  | 1997 |
|     | 3 | Dawn Haeissig   | 1995 |
|     | 3 | Jill Palmer     | 1995 |

## Saves in a Season

|     |     |                   |      |
|-----|-----|-------------------|------|
| 1.  | 132 | Allison Whitworth | 2008 |
| 2.  | 130 | Amy Howard        | 2012 |
| 3.  | 121 | Amy Howard        | 2009 |
| 4.  | 102 | Allison Whitworth | 2007 |
|     | 102 | Allison Whitworth | 2006 |
|     | 102 | Megan Rivera      | 2001 |
| 7.  | 101 | Theresa Campioli  | 1999 |
| 8.  | 100 | Anna Fiser        | 2005 |
| 9.  | 97  | Stacey Kramer     | 1993 |
| 10. | 91  | Mandi Risdén      | 1998 |

## Goalkeeper Minutes Played in a Season

|     |         |                   |      |
|-----|---------|-------------------|------|
| 1.  | 2298:56 | Amy Howard        | 2012 |
| 2.  | 2153:08 | Sarah Le Beau     | 2016 |
| 3.  | 2098:06 | Sarah Le Beau     | 2015 |
| 4.  | 2036:50 | Amy Howard        | 2009 |
| 5.  | 2067:50 | Alyse Scott       | 2014 |
| 6.  | 2026:21 | Allison Whitworth | 2008 |
| 7.  | 1983:56 | Megan Rivera      | 2003 |
| 8.  | 1974:04 | Amy Howard        | 2010 |
| 9.  | 1911:49 | Sarah Le Beau     | 2017 |
| 10. | 1858:02 | Allison Whitworth | 2007 |

## Goals Against Average in a Season

|    |      |                   |      |
|----|------|-------------------|------|
| 1. | 0.68 | Megan Rivera      | 2003 |
| 2. | 0.74 | Megan Rivera      | 2004 |
| 3. | 0.79 | Megan Rivera      | 2002 |
| 4. | 0.96 | Alyse Scott       | 2014 |
| 5. | 0.99 | Sarah Le Beau     | 2015 |
| 6. | 1.02 | Allison Whitworth | 2008 |
|    | 1.02 | Megan Rivera      | 2001 |
| 8. | 1.08 | Karina Micomonaco | 1995 |
| 9. | 1.09 | Sarah Le Beau     | 2016 |
|    | 1.09 | Allison Whitworth | 2006 |

## Shutouts in a Season

|    |    |                   |      |
|----|----|-------------------|------|
| 1. | 12 | Megan Rivera      | 2003 |
| 2. | 10 | Alyse Scott       | 2014 |
| 3. | 9  | Megan Rivera      | 2002 |
| 4. | 8  | Sarah Le Beau     | 2017 |
|    | 8  | Allison Whitworth | 2008 |
|    | 8  | Allison Whitworth | 2007 |
| 7. | 7  | Sarah Le Beau     | 2015 |
|    | 7  | Amy Howard        | 2012 |
|    | 7  | Megan Rivera      | 2004 |
|    | 7  | Joell Giger       | 2000 |



Amy Howard



# INDIVIDUAL CAREER RECORDS

## Matches Played in a Career

|     |    |                |         |
|-----|----|----------------|---------|
| 1.  | 92 | Mary Coffed    | 2009-12 |
| 2.  | 91 | Kala Faulkner  | 2012-15 |
| 3.  | 90 | Brooke Ramsier | 2013-16 |
|     | 90 | Casie Ramsier  | 2013-16 |
| 5.  | 89 | Kiana Clarke   | 2013-16 |
|     | 89 | Tori Ball      | 2010-14 |
|     | 89 | Katy Frierson  | 2008-11 |
| 8.  | 88 | Maddie Barnes  | 2009-13 |
|     | 88 | Julie King     | 2008-11 |
| 10. | 86 | Kristen Dodson | 2014-17 |
|     | 86 | Mary Nicholson | 2008-12 |
|     | 86 | Heather Havron | 2008-11 |

## Matches Started in a Career

|    |    |               |         |
|----|----|---------------|---------|
| 1. | 91 | Kala Faulkner | 2012-15 |
| 2. | 90 | Casie Ramsier | 2013-16 |
| 3. | 87 | Julie King    | 2008-11 |
| 4. | 86 | Katy Frierson | 2008-11 |
| 5. | 85 | Ashley Eason  | 2002-05 |
| 6. | 84 | Jenn Johnson  | 2005-08 |
|    | 84 | Jenny Zarzour | 2002-05 |
|    | 84 | Jenn Walters  | 2001-04 |
| 9. | 83 | Amy Howard    | 2009-12 |
|    | 83 | Ronda Brooks  | 2003-06 |
|    | 83 | Erin Hinson   | 2000-04 |

## Goals in a Career

|    |    |                 |         |
|----|----|-----------------|---------|
| 1. | 40 | Jill Palmer     | 1995-98 |
| 2. | 37 | Casie Ramsier   | 2013-16 |
| 3. | 33 | Tammy Waine     | 1998-01 |
| 4. | 31 | Katy Frierson   | 2008-11 |
| 5. | 29 | Kristen Dodson  | 2014-17 |
|    | 29 | Sarah Steinmann | 2001-04 |
| 7. | 25 | Maggie Cauley   | 1994-97 |
| 8. | 22 | Rebecca Howell  | 2006-09 |
|    | 22 | Chrissy Culver  | 2001-04 |
|    | 22 | Tiffany Smith   | 1993-96 |

## Assists in a Career


|     |    |                 |         |
|-----|----|-----------------|---------|
| 1.  | 42 | Katy Frierson   | 2008-11 |
| 2.  | 34 | Maggie Cauley   | 1994-97 |
| 3.  | 30 | Kellie Evans    | 2000-03 |
| 4.  | 28 | Kristen Dodson  | 2014-17 |
| 5.  | 26 | Brooke Ramsier  | 2013-16 |
| 6.  | 25 | Caitlin King    | 2006-09 |
| 7.  | 23 | Kristen Schier  | 1994-97 |
| 8.  | 22 | Mary Coffed     | 2009-11 |
| 9.  | 21 | Rebecca Howell  | 2006-09 |
| 10. | 20 | Casie Ramsier   | 2013-16 |
|     | 20 | Sarah Steinmann | 2001-04 |

## Points in a Career

|    |     |                 |         |
|----|-----|-----------------|---------|
| 1. | 104 | Katy Frierson   | 2008-11 |
| 2. | 97  | Jill Palmer     | 1995-98 |
| 3. | 94  | Casie Ramsier   | 2013-16 |
| 4. | 86  | Kristen Dodson  | 2014-17 |
| 5. | 84  | Maggie Cauley   | 1994-97 |
|    | 84  | Sarah Steinmann | 2001-04 |
| 7. | 78  | Tammy Waine     | 1998-01 |
| 8. | 66  | Kellie Evans    | 2000-04 |
| 9. | 65  | Rebecca Howell  | 2006-09 |
|    | 65  | Kristen Schier  | 1994-97 |

## Shots in a Career

|     |     |                 |         |
|-----|-----|-----------------|---------|
| 1.  | 295 | Casie Ramsier   | 2013-16 |
| 2.  | 247 | Sarah Steinmann | 2001-04 |
| 3.  | 228 | Katy Frierson   | 2008-11 |
| 4.  | 195 | Jill Palmer     | 1995-98 |
| 5.  | 187 | Caitlin King    | 2006-09 |
| 6.  | 186 | Kristen Dodson  | 2014-17 |
| 7.  | 181 | Mary Coffed     | 2009-12 |
| 8.  | 176 | Rebecca Howell  | 2006-09 |
| 9.  | 167 | Ginger Sellick  | 2000-01 |
| 10. | 162 | Kristen Schier  | 1994-97 |



Mary Coffed





## INDIVIDUAL CAREER RECORDS

### Game-Winning Goals in a Career

|     |    |                 |         |
|-----|----|-----------------|---------|
| 1.  | 13 | Casie Ramsier   | 2013-16 |
| 2.  | 11 | Katy Frierson   | 2008-11 |
|     | 11 | Sarah Steinmann | 2001-04 |
| 4.  | 10 | Kristen Dodson  | 2014-17 |
| 5.  | 9  | Jill Palmer     | 1995-98 |
|     | 9  | Maggie Cauley   | 1994-97 |
| 7.  | 8  | Tori Ball       | 2010-13 |
|     | 8  | Tatiana Coleman | 2011-12 |
|     | 8  | Chrissy Culver  | 2001-04 |
| 10. | 7  | Tammy Waine     | 1998-01 |

### Goals Against Average in a Career

|     |      |                    |              |
|-----|------|--------------------|--------------|
| 1.  | 0.81 | Megan Rivera       | 2001-04      |
| 2.  | 0.99 | Alyse Scott        | 2012-16      |
| 3.  | 1.07 | Sarah Le Beau      | 2014-Present |
| 4.  | 1.13 | Allison Whitworth  | 2005-08      |
| 5.  | 1.17 | Anna Fiser         | 2004-05      |
| 6.  | 1.21 | Amy Howard         | 2009-12      |
| 7.  | 1.23 | Karina Minomonaco  | 1993-96      |
| 8.  | 1.33 | Alicen Wright      | 2011-14      |
| 9.  | 1.41 | Joell Giger        | 2000-01      |
| 10. | 1.65 | Meredith McPherson | 1994-97      |

### Saves in a Career

|     |     |                    |              |
|-----|-----|--------------------|--------------|
| 1.  | 387 | Amy Howard         | 2009-12      |
| 2.  | 356 | Allison Whitworth  | 2005-08      |
| 3.  | 328 | Megan Rivera       | 2001-04      |
| 4.  | 293 | Meredith McPherson | 1994-97      |
| 5.  | 233 | Sarah Le Beau      | 2014-Present |
| 6.  | 158 | Karina Micomonaco  | 1993-96      |
| 7.  | 108 | Mandi Risdien      | 1997-98      |
| 8.  | 104 | Alyse Scott        | 2012-16      |
| 9.  | 103 | Anna Fiser         | 2004-06      |
| 10. | 101 | Theresa Campioli   | 1999-02      |



Katy Frierson

### Shutouts in a Career

|     |     |                    |              |
|-----|-----|--------------------|--------------|
| 1.  | 33  | Megan Rivera       | 2001-04      |
| 2.  | 22  | Amy Howard         | 2009-12      |
|     | 22  | Allison Whitworth  | 2005-08      |
| 4.  | 21  | Sarah Le Beau      | 2014-Present |
| 5.  | 13  | Alyse Scott        | 2012-16      |
| 6.  | 11  | Meredith McPherson | 1994-97      |
|     | 7   | Joell Giger        | 2000-01      |
| 8.  | 5.5 | Karina Micomonaco  | 1993-96      |
|     | 5   | Anna Fiser         | 2004-06      |
| 10. | 4.1 | Alicen Wright      | 2011-14      |
|     | 4   | Stacey Kramer      | 1993         |

### Consecutive Matches Started in a Career

|     |    |               |         |
|-----|----|---------------|---------|
| 1.  | 91 | Kala Faulkner | 2012-15 |
| 2.  | 90 | Casie Ramsier | 2013-16 |
| 3.  | 85 | Katy Frierson | 2008-11 |
|     | 85 | Ashley Eason  | 2002-05 |
| 5.  | 84 | Jenn Johnson  | 2005-08 |
|     | 84 | Jenn Walters  | 2001-04 |
| 7.  | 83 | Rhonda Brooks | 2003-06 |
|     | 83 | Erin Hinson   | 2000-03 |
| 9.  | 82 | Megan Rivera  | 2001-04 |
| 10. | 79 | Mary Coffed   | 2009-12 |



# YEARLY LEADERS

## Goals

|      |                              |    |
|------|------------------------------|----|
| 1993 | Tiffany Smith                | 12 |
| 1994 | Maggie Cauley                | 8  |
| 1995 | Jill Palmer                  | 10 |
| 1996 | Jill Palmer                  | 11 |
| 1997 | Jill Palmer                  | 10 |
| 1998 | Jill Palmer                  | 9  |
| 1999 | Tammy Waine                  | 8  |
| 2000 | Tammy Waine                  | 16 |
| 2001 | Sarah Steinmann/Tammy Waine  | 5  |
| 2002 | Chrissy Culver               | 9  |
| 2003 | Sarah Steinmann              | 12 |
| 2004 | Chrissy Culver               | 8  |
| 2005 | Ronda Brooks/Kristin Stewart | 5  |
| 2006 | Caitlin King/Kristin Stewart | 5  |
| 2007 | Rebecca Howell               | 6  |
| 2008 | Katy Frierson                | 9  |
| 2009 | Rebecca Howell               | 8  |
| 2010 | Katy Frierson                | 8  |
| 2011 | Ana Cate/Katy Frierson       | 9  |
| 2012 | Tatiana Coleman              | 9  |
| 2013 | Casie Ramsier                | 9  |
| 2014 | Tori Ball                    | 5  |
| 2015 | Casie Ramsier                | 12 |
| 2016 | Kristen Dodson               | 13 |
| 2017 | Kristen Dodson               | 8  |

## Assists

|      |                            |    |
|------|----------------------------|----|
| 1993 | Courtney Durham            | 5  |
| 1994 | Maggie Cauley              | 11 |
| 1995 | Maggie Cauley              | 7  |
| 1996 | Maggie Cauley              | 6  |
| 1997 | Maggie Cauley              | 10 |
| 1998 | Jill Palmer/Sarah Stoud    | 4  |
| 1999 | Tammy Waine                | 7  |
| 2000 | Kellie Evans               | 13 |
| 2001 | Kellie Evans               | 7  |
| 2002 | Sarah Steinmann            | 10 |
| 2003 | Chrissy Culver/Jac Schwarz | 8  |
| 2004 | Sarah Steinmann            | 6  |
| 2005 | Courtney Crandell          | 5  |
| 2006 | Jenny Zarzour              | 6  |
| 2007 | Caitlin King               | 13 |
| 2008 | Rebecca Howell             | 12 |
| 2009 | Katy Frierson              | 10 |
| 2010 | Katy Frierson              | 12 |
| 2011 | Katy Frierson              | 13 |
| 2012 | Tatiana Coleman            | 9  |



Brooke and Casie Ramsier

|      |                               |    |
|------|-------------------------------|----|
| 2013 | Haley Gerken                  | 6  |
| 2014 | Kristen Dodson                | 10 |
| 2015 | Brooke Ramsier                | 11 |
| 2016 | Kristen Dodson/Brooke Ramsier | 12 |
| 2017 | Bri Folds/Alyssa Malonson     | 6  |

## Points

|      |                                  |    |
|------|----------------------------------|----|
| 1993 | Tiffany Smith                    | 26 |
| 1994 | Maggie Cauley                    | 27 |
| 1995 | Jill Palmer                      | 23 |
| 1996 | Jill Palmer                      | 27 |
| 1997 | Jill Palmer                      | 25 |
| 1998 | Jill Palmer                      | 22 |
| 1999 | Tammy Waine                      | 23 |
| 2000 | Tammy Waine                      | 35 |
| 2001 | Sarah Steinmann                  | 13 |
| 2002 | Sarah Steinmann/Chrissy Culver   | 22 |
| 2003 | Sarah Steinmann                  | 31 |
| 2004 | Chrissy Culver                   | 19 |
| 2005 | Kristin Stewart/Cournty Crandell | 13 |
| 2006 | Caitlin King                     | 15 |
| 2007 | Caitlin King                     | 23 |
| 2008 | Katy Frierson                    | 25 |
| 2009 | Katy Frierson                    | 20 |
| 2010 | Katy Frierson                    | 28 |
| 2011 | Katy Frierson                    | 31 |
| 2012 | Tatiana Coleman                  | 27 |
| 2013 | Casie Ramsier                    | 22 |
| 2014 | Kristen Dodson                   | 16 |
| 2015 | Casie Ramsier                    | 28 |

|      |                |    |
|------|----------------|----|
| 2016 | Kristen Dodson | 38 |
| 2017 | Kristen Dodson | 20 |

## Shots

|      |                   |    |
|------|-------------------|----|
| 1993 | Tiffany Smith     | 79 |
| 1994 | Kristen Schier    | 53 |
| 1995 | Jill Palmer       | 46 |
| 1996 | Jill Palmer       | 40 |
| 1997 | Jill Palmer       | 65 |
| 1998 | Jill Palmer       | 44 |
| 1999 | Tammy Waine       | 40 |
| 2000 | Ginger Sellick    | 99 |
| 2001 | Ginger Sellick    | 68 |
| 2002 | Sarah Steinmann   | 83 |
| 2003 | Sarah Steinmann   | 77 |
| 2004 | Sarah Steinmann   | 58 |
| 2005 | Courtney Crandell | 49 |
| 2006 | Jenny Zarzour     | 39 |
| 2007 | Caitlin King      | 52 |
| 2008 | Rebecca Howell    | 58 |
| 2009 | Caitlin King      | 82 |
| 2010 | Katy Frierson     | 65 |
| 2011 | Katy Frierson     | 72 |
| 2012 | Tatiana Coleman   | 71 |
| 2013 | Casie Ramsier     | 55 |
| 2014 | Casie Ramsier     | 55 |
| 2015 | Casie Ramsier     | 91 |
| 2016 | Casie Ramsier     | 94 |
| 2017 | Kristen Dodson    | 60 |



## YEARLY LEADERS

### Goals Against Average (min. 10 GP)

|      |                    |      |
|------|--------------------|------|
| 1993 | Stacey Kramer      | 1.89 |
| 1994 | Karina Micomonaco  | 1.83 |
| 1995 | Karina Micomonaco  | 1.08 |
| 1996 | Karina Micomonaco  | 1.82 |
| 1997 | Meredith McPherson | 1.70 |
| 1998 | Mandi Ridsen       | 3.08 |
| 1999 | Theresa Campioli   | 2.47 |
| 2000 | Joell Giger        | 1.41 |
| 2001 | Megan Rivera       | 1.02 |
| 2002 | Megan Rivera       | 0.79 |
| 2003 | Megan Rivera       | 0.68 |
| 2004 | Megan Rivera       | 0.74 |
| 2005 | Anna Fiser         | 1.18 |
| 2006 | Allison Whitworth  | 1.09 |
| 2007 | Allison Whitworth  | 1.16 |
| 2008 | Allison Whitworth  | 1.02 |
| 2009 | Amy Howard         | 1.19 |
| 2010 | Amy Howard         | 1.23 |
| 2011 | Amy Howard         | 1.33 |
| 2012 | Amy Howard         | 1.14 |
| 2013 | Alyse Scott        | 1.17 |
| 2014 | Alyse Scott        | 0.96 |
| 2015 | Sarah Le Beau      | 0.99 |
| 2016 | Sarah Le Beau      | 1.09 |
| 2017 | Sarah Le Beau      | 1.13 |

### Saves

|      |                    |     |
|------|--------------------|-----|
| 1993 | Stacey Kramer      | 97  |
| 1994 | Meredith McPherson | 77  |
| 1995 | Karina Micomonaco  | 58  |
| 1996 | Meredith McPherson | 89  |
| 1997 | Meredith McPherson | 85  |
| 1998 | Mandi Ridsen       | 91  |
| 1999 | Theresa Campioli   | 101 |
| 2000 | Joell Giger        | 82  |
| 2001 | Megan Rivera       | 102 |
| 2002 | Megan Rivera       | 63  |
| 2003 | Megan Rivera       | 90  |
| 2004 | Megan Rivera       | 73  |
| 2005 | Anna Fiser         | 100 |
| 2006 | Allison Whitworth  | 102 |
| 2007 | Allison Whitworth  | 102 |
| 2008 | Allison Whitworth  | 132 |
| 2009 | Amy Howard         | 121 |
| 2010 | Amy Howard         | 72  |
| 2011 | Amy Howard         | 64  |
| 2012 | Amy Howard         | 130 |
| 2013 | Alicen Wright      | 64  |
| 2014 | Alyse Scott        | 76  |
| 2015 | Sarah Le Beau      | 81  |
| 2016 | Sarah Le Beau      | 73  |
| 2017 | Sarah Le Beau      | 79  |

### Shutouts

|      |                            |     |
|------|----------------------------|-----|
| 1993 | Stacey Kramer              | 4   |
| 1994 | Meredith McPherson         | 4.5 |
| 1995 | M. McPherson/K. Micomonaco | 2.5 |
| 1996 | M. McPherson/K. Micomonaco | 1.5 |
| 1997 | Meredith McPherson         | 3   |
| 1998 | Mandi Ridsen               | 2   |
| 1999 | Theresa Campioli           | 3   |
| 2000 | Joell Giger                | 7   |
| 2001 | Megan Rivera               | 5   |
| 2002 | Megan Rivera               | 9   |
| 2003 | Megan Rivera               | 12  |
| 2004 | Megan Rivera               | 7   |
| 2005 | Anna Fiser                 | 5   |
| 2006 | Allison Whitworth          | 6   |
| 2007 | Allison Whitworth          | 8   |
| 2008 | Allison Whitworth          | 8   |
| 2009 | Amy Howard                 | 5   |
| 2010 | Amy Howard                 | 5   |
| 2011 | Amy Howard                 | 5   |
| 2012 | Amy Howard                 | 7   |
| 2013 | Alicen Wright              | 4   |
| 2014 | Alyse Scott                | 10  |
| 2015 | Sarah Le Beau              | 7   |
| 2016 | Sarah Le Beau              | 6   |
| 2017 | Sarah Le Beau              | 8   |



Allison Whitworth





---

# HONORS & AWARDS

---



# SEC AWARDS

## All-SEC First Team

|      |                        |            |
|------|------------------------|------------|
| 1993 | Noel Hydrick.....      | Defender   |
| 1994 | Maggie Cauley.....     | Midfielder |
|      | Kristen Schier.....    | Midfielder |
| 1995 | Maggie Cauley.....     | Midfielder |
|      | Kristen Schier.....    | Midfielder |
| 1996 | Noel Hydrick.....      | Defender   |
| 1997 | Kristen Schier.....    | Midfielder |
| 2000 | Ginger Sellick.....    | Forward    |
| 2001 | Megan Rivera.....      | Goalkeeper |
| 2002 | Sarah Steinmann.....   | Forward    |
| 2003 | Sarah Steinmann.....   | Forward    |
|      | Sandy Carnes.....      | Defender   |
| 2004 | Ronda Brooks.....      | Defender   |
|      | Chrissy Culver.....    | Forward    |
|      | Megan Rivera.....      | Goalkeeper |
| 2005 | Ronda Brooks.....      | Defender   |
| 2006 | Ronda Brooks.....      | Defender   |
| 2008 | Katy Frierson.....     | Midfielder |
|      | Allison Whitworth..... | Goalkeeper |
| 2009 | Katy Frierson.....     | Midfielder |
| 2010 | Katy Frierson.....     | Midfielder |
|      | Julie King.....        | Defender   |
| 2011 | Katy Frierson.....     | Midfielder |
|      | Julie King.....        | Defender   |
| 2012 | Tatiana Coleman.....   | Forward    |
| 2013 | Kala Faulkner.....     | Defender   |
| 2015 | Kala Faulkner.....     | Defender   |
|      | Casie Ramsier.....     | Midfielder |
| 2016 | Kiana Clarke.....      | Defender   |
|      | Kristen Dodson.....    | Forward    |
|      | Casie Ramsier.....     | Midfielder |
| 2017 | Caroline Bado.....     | Defender   |
|      | Kristen Dodson.....    | Forward    |

## All-SEC Second Team

|      |                         |            |
|------|-------------------------|------------|
| 1995 | Jill Palmer.....        | Forward    |
| 1996 | Jill Palmer.....        | Forward    |
|      | Kristen Schier.....     | Midfielder |
| 1997 | Meredith McPherson..... | Goalkeeper |
|      | Jill Palmer.....        | Forward    |
| 1998 | Jill Palmer.....        | Forward    |
| 2002 | Megan Rivera.....       | Goalkeeper |
|      | Sandy Carnes.....       | Defender   |
| 2003 | Megan Rivera.....       | Goalkeeper |
| 2004 | Sarah Steinmann.....    | Forward    |
|      | Jenn Walters.....       | Defender   |
| 2005 | Ashley Eason.....       | Defender   |
| 2006 | Kristin Stewart.....    | Forward    |
|      | Jenny Zarzour.....      | Midfielder |
| 2007 | Caitlin King.....       | Forward    |
|      | Allison Whitworth.....  | Goalkeeper |
| 2009 | Rebecca Howell.....     | Forward    |
|      | Sammy Towne.....        | Defender   |
| 2010 | Sammy Towne.....        | Defender   |

|      |                     |            |
|------|---------------------|------------|
| 2014 | Casie Ramsier.....  | Midfielder |
|      | Kala Faulkner.....  | Defender   |
| 2015 | Sarah Le Beau.....  | Goalkeeper |
| 2016 | Sarah Le Beau.....  | Goalkeeper |
|      | Brooke Ramsier..... | Midfielder |

## SEC Honorable Mention

|      |                 |            |
|------|-----------------|------------|
| 2002 | Sara Power..... | Midfielder |
|------|-----------------|------------|

## SEC Coach of the Year

|      |                  |            |
|------|------------------|------------|
| 2002 | Karen Hoppa..... | Head Coach |
|------|------------------|------------|

## SEC Player of the Year

|      |                      |          |
|------|----------------------|----------|
| 2002 | Sarah Steinmann..... | Forward  |
| 2006 | Ronda Brooks.....    | Defender |
| 2011 | Julie King.....      | Defender |

## SEC Freshman of the Year

|      |                    |            |
|------|--------------------|------------|
| 2001 | Megan Rivera.....  | Goalkeeper |
| 2008 | Katy Frierson..... | Midfielder |

## SEC All-Freshman Team

|      |                      |            |
|------|----------------------|------------|
| 2003 | Ronda Brooks.....    | Midfielder |
| 2004 | Lauren Stewart.....  | Defender   |
| 2005 | Jenn Johnson.....    | Defender   |
| 2006 | Gabi Rivera.....     | Midfielder |
| 2008 | Katy Frierson.....   | Midfielder |
|      | Julie King.....      | Defender   |
| 2009 | Amy Howard.....      | Goalkeeper |
| 2011 | Tatiana Coleman..... | Forward    |
| 2012 | Kala Faulkner.....   | Defender   |
| 2013 | Casie Ramsier.....   | Forward    |
| 2014 | Kristen Dodson.....  | Forward    |
| 2015 | Sarah Le Beau.....   | Goalkeeper |
|      | Taylor Troutman..... | Forward    |
| 2016 | Bri Folds.....       | Forward    |
|      | Karli Gutsche.....   | Defender   |
| 2017 | Alyssa Malonson..... | Defender   |

## SEC All-Tournament Team

|      |                         |            |
|------|-------------------------|------------|
| 1993 | Noel Hydrick.....       | Defender   |
| 1994 | Maggie Cauley.....      | Midfielder |
| 1994 | Kristen Schier.....     | Midfielder |
| 1995 | Noel Hydrick.....       | Defender   |
| 1995 | Kristen Schier.....     | Midfielder |
| 1996 | Noel Hydrick.....       | Defender   |
| 2001 | Megan Rivera.....       | Goalkeeper |
| 2001 | Kellie Evans.....       | Midfielder |
| 2001 | Sandy Carnes.....       | Defender   |
| 2005 | Ronda Brooks (MVP)..... | Defender   |
| 2005 | Ashley Eason.....       | Defender   |
| 2005 | Jada Stewart.....       | Midfielder |
| 2005 | Kristin Stewart.....    | Forward    |
| 2009 | Katy Frierson.....      | Midfielder |
| 2009 | Sammy Towne.....        | Defender   |

|      |                          |            |
|------|--------------------------|------------|
| 2011 | Ana Cate.....            | Midfielder |
| 2011 | Katy Frierson (MVP)..... | Midfielder |
| 2011 | Amy Howard.....          | Goalkeeper |
| 2011 | Julie King.....          | Defender   |
| 2012 | Tatiana Coleman.....     | Forward    |
| 2012 | Mary Nicholson.....      | Defender   |
| 2015 | Kala Faulkner.....       | Defender   |
|      | Brooke Ramsier.....      | Midfielder |
| 2016 | Kiana Clarke.....        | Defender   |
|      | Casie Ramsier.....       | Midfielder |

## SEC Player of the Week

|      |   |             |
|------|---|-------------|
| 1995 | Jill Palmer (Oct. 3).....                         | Forward     |
| 1997 | Jill Palmer (Oct. 10).....                        | Forward     |
| 2000 | Tammy Waine (Sept. 11).....                       | Forward     |
| 2002 | Laura Snell (Sept. 2).....                        | Goalkeeper  |
|      | Sara Power (Oct. 14).....                         | Midfielder  |
| 2003 | Sarah Steinmann (Sept. 7).....                    | Forward     |
|      | Megan Rivera (Sept. 21).....                      | Goalkeeper  |
|      | Sarah Steinmann (Oct. 19).....                    | Forward     |
|      | Erin Hinson (Nov. 12).....                        | Defender    |
| 2004 | Chrissy Culver (Aug. 29).....                     | Forward     |
|      | Jenn Walters (Sept. 5).....                       | Defender    |
|      | Megan Rivera (Sept. 26).....                      | Goalkeeper  |
|      | Sara Power (Oct. 31).....                         | Midfielder  |
| 2005 | Ronda Brooks (Oct. 17).....                       | Defender    |
| 2006 | Allison Whitworth (Aug. 28).....                  | Goalkeeper  |
| 2007 | Jenn Johnson (Sept. 23).....                      | Defender    |
|      | Allison Whitworth (Oct. 14).....                  | Goalkeeper  |
| 2008 | Rebecca Howell (Sept. 27).....                    | Forward     |
|      | Allison Whitworth (Aug. 25, Oct. 27, Nov. 3)..... | Goalkeeper  |
| 2009 | Rebecca Howell (Oct. 26).....                     | Forward     |
| 2010 | Katy Frierson (Sept. 6, Nov. 1).....              | Midfielder  |
| 2011 | Ana Cate (Oct. 17).....                           | Midfielder  |
|      | Tatiana Coleman (Aug. 29).....                    | Forward     |
|      | Heather Havron (Sept. 26).....                    | Defender    |
| 2012 | Tori Ball (Aug. 20).....                          | Defender    |
|      | Amy Howard (Sept. 10).....                        | Goalkeeper  |
|      | Tatiana Coleman (Oct. 1).....                     | Forward     |
| 2014 | Tori Ball (Oct. 13).....                          | Offense     |
|      | Kala Faulkner (Oct. 27).....                      | Defense     |
|      | Alyse Scott (Nov. 3).....                         | Co-Defender |
| 2015 | Kala Faulkner (Sept. 8).....                      | Defense     |
|      | Sarah Le Beau (Aug. 24).....                      | Defense     |
|      | Casie Ramsier (Sept. 28).....                     | Offense     |
| 2016 | Kristen Dodson (Sept. 26).....                    | Offense     |
|      | Sarah Le Beau (Oct. 3).....                       | Defense     |
|      | Casie Ramsier (Oct. 17).....                      | Offense     |
| 2017 | Sarah Le Beau (Sept. 18).....                     | Defense     |
|      | Caroline Bado (Sept. 25).....                     | Defense     |
|      | Kristen Dodson (Oct. 16).....                     | Offense     |

## SEC Freshman of the Week

|      |                   |                 |
|------|-------------------|-----------------|
| 2006 | Caitlin King..... | Oct. 2, Oct. 16 |
|------|-------------------|-----------------|



# SEC AWARDS

|      |                 |                   |
|------|-----------------|-------------------|
| 2007 | Ashley Marks    | Sept. 9           |
| 2008 | Katy Frierson   | Oct. 20, Oct. 27  |
| 2009 | Amy Howard      | Sept. 21, Oct. 26 |
| 2011 | Chandler Hillen | Sept. 5           |
| 2013 | Casie Ramsier   | Oct. 21, Oct. 28  |
| 2014 | Courtney Schell | Sept. 7           |
|      | Kristen Dodson  | Oct. 13           |
| 2015 | Taylor Troutman | Oct. 5            |
| 2016 | Bri Folds       | Oct. 10           |
| 2017 | Alyssa Malonson | Oct. 16           |

## SEC Scholar-Athlete of the Year

|      |                   |            |
|------|-------------------|------------|
| 2008 | Allison Whitworth | Goalkeeper |
| 2011 | Katy Frierson     | Midfielder |
| 2015 | Casie Ramsier     | Midfielder |
| 2016 | Casie Ramsier     | Midfielder |

## SEC Postgraduate Scholarship

|      |             |          |
|------|-------------|----------|
| 1997 | Dawn Dunbar | Defender |
|------|-------------|----------|

## SEC Academic Honor Roll

|                    |                        |
|--------------------|------------------------|
| Monica Afanador    | 2007, 2008, 2009, 2010 |
| Stephanie Aikman   | 1993                   |
| Jessie Allan       | 2003, 2004, 2005       |
| Hannah Alspach     | 2014                   |
| Tori Ball          | 2011, 2012, 2013, 2014 |
| Maddie Barnes      | 2010, 2011, 2012       |
| Kristin Beals      | 1993                   |
| Jennifer Black     | 1999                   |
| Loren Boak         | 1997, 1998             |
| Lauren Brabson     | 2005                   |
| Ashton Brock       | 2015                   |
| Ronda Brooks       | 2005                   |
| Theresa Campioli   | 2000, 2001, 2002       |
| Ana Cate           | 2010, 2011, 2012       |
| Maggie Cauley      | 1995                   |
| Kiana Clarke       | 2013, 2014, 2015       |
| Maddie Coates      | 2014, 2015             |
| Mary Coffed        | 2010, 2011, 2012       |
| Carolyn Cohen      | 2007, 2008, 2009       |
| Courtney Crandell  | 2005                   |
| Chrissy Culver     | 2004                   |
| Nicole Delhoussaye | 1995, 1996             |
| Kristen Dodson     | 2014, 2015             |
| Meghan Dougherty   | 1997, 1998             |
| Dawn Dunbar        | 1995, 1996, 1997       |
| Kerry Dunn         | 2015                   |
| Patricia Eckert    | 1993                   |
| Kimberly Eisemann  | 1999                   |
| Carlin Engelbach   | 1993                   |
| Kellie Evans       | 2002, 2003             |
| Kala Faulkner      | 2013, 2014, 2015       |
| Anna Fiser         | 2004, 2005, 2006       |
| Stephanie Fransoso | 2007, 2008, 2009       |
| Katy Frierson      | 2009, 2010, 2011       |
| Haley Gerken       | 2013, 2014, 2015       |

|                    |                        |
|--------------------|------------------------|
| Kellsie Gleason    | 2014                   |
| Bryana Gold        | 2012                   |
| Sandra Golden      | 1999, 2000             |
| Aimee Golightly    | 2011                   |
| Kelsey Grossman    | 2004                   |
| Katie Grunder      | 2014                   |
| Karli Gutsche      | 2015                   |
| Mary Louise Hall   | 2000                   |
| Heather Havron     | 2008, 2009, 2010, 2011 |
| Chandler Hillen    | 2011                   |
| Carrie Hinds       | 1994, 1995, 1996       |
| Erin Hinson        | 2002, 2003             |
| Kori Hoelscher     | 2007                   |
| Stacey Hopkins     | 1999                   |
| Amy Howard         | 2010, 2011, 2012       |
| Rebecca Howell     | 2007, 2008, 2009, 2010 |
| Noel Hydrick       | 1994, 1995, 1996       |
| Jenn Johnson       | 2006, 2007, 2008, 2009 |
| Nicole Jordan      | 1995, 1998             |
| Kara Kasten        | 2006, 2007, 2008, 2009 |
| Caitlin King       | 2010                   |
| Julie King         | 2010, 2011             |
| Ashley Kotero      | 2014                   |
| Kristen Lampe      | 1993                   |
| Sarah Le Beau      | 2014, 2015             |
| Ellie Leek         | 2014, 2015             |
| Taryn Liss         | 1995, 1996             |
| Sydney Lurie       | 2014                   |
| Alex Massey        | 2014                   |
| Abby Meadows       | 2015                   |
| Meredith McPherson | 1997                   |
| Karina Micomonaco  | 1995, 1996             |
| Sophie Milich      | 2015                   |
| Jordan Miller      | 2012                   |
| Carol Mont         | 1999, 2000             |
| Gianna Montini     | 2015                   |
| Mary Nicholson     | 2010, 2011, 2012       |
| Nicole Niro        | 2014                   |
| Jill Palmer        | 1999                   |
| Ansley Peacock     | 2015                   |
| Whitney Printz     | 1998, 1999, 2000       |
| Sara Power         | 2005                   |
| Jenni Prescott     | 2007, 2008, 2009       |
| Adrienne Prosch    | 1998, 1999, 2000       |
| Addie Ragsdale     | 2008, 2009, 2010       |
| Summer Ragsdale    | 2005, 2006, 2007       |
| Brooke Ramsier     | 2014, 2015             |
| Casie Ramsier      | 2014, 2015             |
| Jessica Rightmer   | 2010, 2011, 2012       |
| Manda Risdien      | 1998, 1999             |
| Gabi Rivera        | 2008, 2009, 2010       |
| Jill Sale          | 1999, 2000             |
| Erika Schansberg   | 1999, 2000, 2001, 2002 |
| Courtney Schell    | 2014, 2015             |
| Jac Schwarz        | 2004, 2005, 2006       |
| Kristen Schier     | 1995, 1996, 1997       |

|                   |                        |
|-------------------|------------------------|
| Niki Schier       | 2000, 2001             |
| Alyse Scott       | 2013, 2014, 2015       |
| Emily Seebert     | 1997, 1998, 1999, 2000 |
| Ginger Sellick    | 2001, 2002             |
| Sophie Simantel   | 2013, 2014, 2015       |
| Tiffany Smith     | 1993                   |
| Samantha Solaru   | 2013, 2014, 2015       |
| Kim Spence        | 2011, 2012             |
| Jada Stewart      | 2003, 2004, 2005       |
| Kristin Stewart   | 2005                   |
| Jill Stockamore   | 1994, 1995, 1996       |
| Sarah Stroud      | 1999, 2000, 2001       |
| Cathleen Sybert   | 2000, 2001, 2002       |
| Carly Thomas      | 2002, 2003             |
| Caitlin Torie     | 2010, 2011, 2012       |
| Sammy Towne       | 2010                   |
| Lydia Townsend    | 2010, 2011             |
| Taylor Troutman   | 2015                   |
| Lindsay Wadkins   | 2002                   |
| Tara Wadsworth    | 1994, 1996             |
| Tammy Waine       | 1999, 2000, 2002       |
| Jenn Walters      | 2003, 2004             |
| Kasey Warren      | 2008, 2009             |
| Stacy Weiss       | 2000                   |
| Allison Whitworth | 2005, 2006, 2007       |
| Ashley Willis     | 2005                   |
| Gretchen Winter   | 2002                   |
| Jessica Wolfe     | 2010, 2011, 2012       |
| Alicen Wright     | 2014                   |
| Jenny Zarzour     | 2004, 2005, 2006       |





## NCAA AWARDS

### CollegeSoccer360 Primetime Performer

- 2009 Amy Howard (Sept. 22, GK)  
Rebecca Howell (Oct. 26, F)
- 2010 Katy Frierson (Sept. 6, MF; Nov. 1, MF)  
Jordan Miller (Oct. 10, D)
- 2011 Katy Frierson (Nov. 9, MF)
- 2012 Tatiana Coleman (Oct. 2, F)
- 2014 Kristen Dodson (Oct. 14, F)  
Kala Faulkner (Oct. 28, D)
- 2015 Brooke Ramsier (Sept. 23, MF)  
Casie Ramsier (Sept. 29, MF)

### TDS National Player of the Week

- 2017 Kristen Dodson (Oct. 17, F)

### ESPN National Player of the Week

- 2015 Casie Ramsier (Sept. 29, MF)
- 2016 Kristen Dodson (Sept. 27, F)

### NSCAA National Player of the Week

- 2010 Katy Frierson (Sept. 8, MF)
- 2011 Katy Frierson (Nov. 9, MF)
- 2015 Casie Ramsier (Sept. 29, MF)

### Hermann Trophy Watch List

- 2010 Katy Frierson
- 2011 Katy Frierson
- 2016 Casie Ramsier

### Hermann Trophy Semifinalist

- 2010 Katy Frierson

### NSCAA All-America

- 2002 Megan Rivera (3rd team, GK)
- 2004 Ronda Brooks (3rd team, D)
- 2010 Katy Frierson (2nd team, MF)
- 2011 Katy Frierson (3rd team, MF)
- 2015 Casie Ramsier (2nd team, MF)  
Kala Faulkner (3rd team, D)
- 2016 Casie Ramsier (3rd team, MF)

### NSCAA Scholar All-America

- 2010 Katy Frierson (1st team)  
Julie King (1st team)
- 2011 Katy Frierson (1st team)  
Julie King (2nd team)
- 2014 Kala Faulkner (3rd team)
- 2015 Kala Faulkner (2nd team)  
Casie Ramsier (2nd team)
- 2016 Casie Ramsier (1st team)  
Kiana Clarke (3rd team)

### NSCAA Scholar-Athlete of the Year

- 2010 Katy Frierson

### NSCAA All-Region

- 1995 Noel Hydrick (1st team, D)  
Kristen Schier (1st team, MF)
- 1997 Kristen Schier (3rd team, MF)
- 2000 Ginger Sellick (2nd team, F)
- 2001 Megan Rivera (2nd team, GK)
- 2002 Megan Rivera (1st team, GK)  
Sarah Steinmann (1st team, F)  
Sandy Carnes (3rd team, D)
- 2003 Sandy Carnes (1st team, D)  
Megan Rivera (2nd team, GK)  
Sarah Steinmann (2nd team, F)
- 2004 Ronda Brooks (1st team, D)  
Megan Rivera (1st team, GK)  
Chrissy Culver (2nd team, F)  
Sarah Steinmann (2nd team, F)
- 2005 Ronda Brooks (1st team, D)
- 2009 Katy Frierson (1st team, MF)
- 2010 Katy Frierson (1st team, MF)  
Julie King (2nd team, D)  
Sammy Towne (3rd team, D)
- 2011 Katy Frierson (1st team, MF)  
Julie King (1st team, D)
- 2012 Amy Howard (2nd team, GK)  
Kala Faulkner (3rd team, D)
- 2014 Kala Faulkner (2nd team, D)
- 2015 Kala Faulkner (1st team, D)  
Casie Ramsier (1st team, MF)  
Sarah Le Beau (2nd team, GK)
- 2016 Casie Ramsier (1st team, MF)  
Kiana Clarke (2nd team, D)  
Kristen Dodson (2nd team, F)  
Brooke Ramsier (3rd team, MF)

### United Soccer Coaches All-Region

- 2017 Kristen Dodson (2nd team, F)  
Carolina Bado (3rd team, D)  
Sarah Le Beau (3rd team, GK)

### Soccer Buzz All-America

- 2001 Megan Rivera (3rd team, GK)
- 2002 Megan Rivera (2nd team, GK)  
Sarah Steinmann (HM, F)
- 2003 Sandy Carnes (HM, D)  
Megan Rivera (3rd team, GK)
- 2004 Ronda Brooks (2nd team, D)  
Megan Rivera (3rd team, GK)

### Soccer Buzz Freshman All-America

- 2001 Megan Rivera (GK)
- 2002 Ashley Eason (3rd team, D)

### Soccer Buzz All-Freshman

- 2000 Kellie Evans (Central, MF)
- 2001 Megan Rivera (Central, GK)
- 2002 Ashley Eason (Southeast, D)
- 2003 Ronda Brooks (Southeast, MF)
- 2006 Caitlin King (F)

### Soccer Buzz All-Region

- 2000 Tammy Waine (3rd team, F)
- 2001 Kellie Evans (3rd team, MF)  
Megan Rivera (1st team, GK)
- 2002 Sarah Steinmann (1st team, F)  
Megan Rivera (1st team, GK)  
Sandy Carnes (3rd team, D)
- 2003 Sandy Carnes (2nd team, D)  
Megan Rivera (1st team, G)  
Sarah Steinmann (2nd team, F)
- 2004 Ronda Brooks (1st team, D)  
Megan Rivera (1st team, GK)  
Sarah Steinmann (2nd team, F)  
Chrissy Culver (3rd team, F)  
Jenn Walters (3rd team, D)
- 2005 Ronda Brooks (1st team, D)
- 2006 Ronda Brooks (1st team, D)



Kala Faulkner



## NCAA AWARDS

### Soccer Buzz Elite Team of the Week

- 2001 Gretchen Winter (Sept. 10, MF)  
Sandy Carnes (Nov. 12, D)
- 2002 Laura Snell (Sept. 2, GK)  
Sara Power (Oct. 14, MF)
- 2004 Jenn Walters (Week 2, D)  
Jenn Walters (Week 5, D)
- 2005 Ronda Brooks (Nov. 10, D)
- 2006 Allison Whitworth (Aug. 29  
& Oct. 4, GK)
- 2007 Rebecca Howell (Oct. 15, F)
- 2008 Katy Frierson (Oct. 27, MF)  
Allison Whitworth (Oct. 27, GK)

### Soccer America Preseason All-Ameirca

- 2010 Katy Frierson (MF)
- 2011 Katy Frierson (MF)

### Soccer America All-Freshman

- 2001 Megan Rivera, GK

### Soccer America Team of the Week

- 2001 Gretchen Winter (Sept. 10, MF)
- 2002 Laura Snell (Sept. 2, GK)  
Sara Power (Oct. 14, MF)
- 2004 Jenn Walters (Week 2, D)  
Megan Rivera (Week 5, GK)
- 2006 Allison Whitworth (Aug. 31, GK)
- 2007 Stephanie Fransoso (Oct. 15, F)
- 2008 Katy Frierson (Oct. 27, MF)
- 2009 Amy Howard (Sept. 22, GK)
- 2011 Bianca Sierra (Sept. 8, D)  
Ana Cate (Oct. 19, MF)

### Soccer America Player of the Week

- 2009 Amy Howard, (Sept. 22)

### Top Drawer Soccer Team of the Season

- 2010 Katy Frierson (1st team, MF)  
Julie King (2nd team, D)
- 2016 Casie Ramsier (2nd team, MF)

### Top Drawer Soccer All-Rookie Team

- 2008 Katy Frierson (2nd team, MF)

### Top Drawer Soccer Team of the the Week

- 2008 Katy Frierson (Oct. 27, MF)
- 2009 Amy Howard (Sept. 22, GK)  
Rebecca Howell (Oct. 26, F)
- 2010 Julie King (Sept. 13, D)
- 2011 Katy Frierson (Sept. 26, Nov. 7, MF)  
Julie King (Sept. 12, D)
- 2015 Kala Faulkner (Sept. 9, D)  
Brooke Ramsier (Sept. 22, MF)  
Casie Ramsier (Sept. 29, MF)
- 2016 Kristen Dodson (Sept. 27, Nov. 23, F)



Megan Rivera

- Karli Gutsche (Oct. 4, D)
- Brooke Ramsier (Oct. 11, Nov. 16,  
Nov. 23, MF)
- 2017 Hannah Alspach (Sept. 19)  
Caroline Bado (Sept. 26)  
Kristen Dodson (Oct. 17)  
Bri Folds (Nov. 14)

### CoSIDA Academic All-American

- 1997 Dawn Dunbar (2nd team, D)
- 2003 Erin Hinson (2nd team, D)
- 2007 Jenn Johnson (2nd team, D)
- 2008 Jenn Johnson (2nd team, D)
- 2010 Katy Frierson (1st team, MF)
- 2011 Katy Frierson (1st team, MF)
- 2015 Casie Ramsier (1st team, MF)
- 2016 Casie Ramsier (2nd team, MF)

### CoSIDA Academic All-District

- 2014 Casie Ramsier
- 2015 Casie Ramsier
- 2016 Casie Ramsier  
Samantha Solaru
- 2017 Taylor Troutman

### ISAA All-America Scholar Athlete

- 1995 Kristen Schier (MF)
- 1997 Kristen Schier (MF)

### AFLAC National Assistant Coach of the Year

- 2002 Matthew Mott



---

# ALL-TIME LETTERWINNERS

---





## ALL-TIME LETTERWINNERS

### - A -

|                  |                    |         |
|------------------|--------------------|---------|
| Afanador, Monica | Roswell, Ga.       | 2007-10 |
| Allan, Jessie    | Crystal Lake, Ill. | 2002-05 |
| Allen, Alexa     | Buford, Ga.        | 2012    |
| Alspatch, Hannah | Denton, Texas      | 2014-17 |

### - B -

|                     |                            |         |
|---------------------|----------------------------|---------|
| Ball, Tori          | Mobile, Ala.               | 2011-14 |
| Bado, Caroline      | Tampa, Fla.                | 2017    |
| Barnes, Maddie      | McDonough, Ga.             | 2010-13 |
| Bast, Ashley        | Pensacola, Fla.            | 2000    |
| Batson, Avery       | Madison, Ala.              | 2016-17 |
| Beal, Logan         | Plano, Texas               | 2012-15 |
| Beals, Kristen      | Janesville, Wis.           | 1993    |
| Bennett, Antoinette | Arlington, Texas           | 2012    |
| Black, Jennifer     | Fayetteville, Ga.          | 1998-99 |
| Blayney, Leah       | Wentworth Falls, Australia | 2005    |
| Boak, Loren         | Hinsdale, Ill.             | 1995-98 |
| Brabson, Lauren     | Columbus, Ga.              | 2005    |
| Bradley, Amie       | Longwood, Fla.             | 1998-99 |
| Brinegar, Skylar    | Alpharetta, Ga.            | 2008    |
| Brock, Ashton       | Dade City, Fla.            | 2016-17 |
| Brooks, Ronda       | Marietta, Ga.              | 2003-06 |
| Brough, Devyn       | Commerce Township, Mich.   | 2016    |
| Busta, Sarah        | Tampa, Fla.                | 1994-95 |

### - C -

|                |               |         |
|----------------|---------------|---------|
| Cagle, Candace | Marietta, Ga. | 1999-01 |
|----------------|---------------|---------|

|                    |                   |         |
|--------------------|-------------------|---------|
| Campoli, Theresa   | Falls Church, Va. | 1999-02 |
| Carnes, Sandy      | Spring, Texas     | 2000-03 |
| Cate, Ana          | Lithia, Fla.      | 2009-12 |
| Cauley, Maggie     | Littleton, Colo.  | 1994-97 |
| Cigno, Christie    | St. Louis, Mo.    | 2004    |
| Clarke, Kiana      | Davie, Fla.       | 2013-16 |
| Coates, Maddie     | Orlando, Fla.     | 2015    |
| Coffed, Mary       | Atlanta, Ga.      | 2009-12 |
| Cohen, Carolyn     | Houston, Texas    | 2006-08 |
| Coleman, Tatiana   | Boca Raton, Fla.  | 2011-12 |
| Grandell, Courtney | Des Moines, Iowa  | 2004-05 |
| Culver, Chrissy    | Marietta, Ga.     | 2001-04 |

### - D -

|                      |                         |         |
|----------------------|-------------------------|---------|
| D'Arata, Bridget     | Naperville, Ill.        | 1998-99 |
| Delahoussaye, Nicole | Longwood, Fla.          | 1994-96 |
| Delaney, Christy     | Plantation, Fla.        | 1994    |
| Dodson, Kristen      | Aurora, Ill.            | 2014-17 |
| Donaldson, Natalie   | Westminster, Calif.     | 2012    |
| Dougherty, Meghan    | Falls Church, Va.       | 1995-98 |
| Dunbar, Dawn         | Slidell, La.            | 1994-97 |
| Dunn, Kerry          | Owens Cross Roads, Ala. | 2016    |
| Durham, Courtney     | Hoover, Ala.            | 1993    |

### - E -

|                   |                   |         |
|-------------------|-------------------|---------|
| Eason, Ashley     | Memphis, Tenn.    | 2002-05 |
| Eckert, Tricia    | Marietta, Ga.     | 1993    |
| Eisemann, Kym     | Wauwatosa, Wis.   | 1996-98 |
| Elliott, Ali      | Corona, Calif.    | 2011    |
| Engelbach, Carlin | St. Charles, Ill. | 1993    |
| Evans, Kellie     | Valrico, Fla.     | 2000-03 |

### - F -

|                     |                  |         |
|---------------------|------------------|---------|
| Fallis, Jennifer    | Enterprise, Ala. | 1993    |
| Faulkner, Kala      | Alpharetta, Ga.  | 2012-15 |
| Fey, Kathy          | Marietta, Ga.    | 1994-97 |
| Fiser, Anna         | Jackson, Miss.   | 2004-06 |
| Folds, Bri          | Lakeland, Fla.   | 2016-17 |
| Fransoso, Stephanie | Evans, Ga.       | 2006-09 |
| Frierson, Anna      | Homewood, Ala.   | 2017    |
| Frierson, Katy      | Birmingham, Ala. | 2008-11 |

### - G -

|                       |                   |         |
|-----------------------|-------------------|---------|
| Gadson, Jaelyn        | Hilton Head, S.C. | 2017    |
| Gandy-Cromer, Chelsea | Norcross, Ga.     | 2012-14 |
| Garcia, Amanda        | Roswell, Ga.      | 2005    |



Tori Ball



# ALL-TIME LETTERWINNERS



Julie King

- Gerken, Haley ..... Birmingham, Ala. .... 2012-14, 16
- Gerow, Jessie ..... Houston, Texas ..... 2016-17
- Giblin, Lindsay ..... Naples, Fla. .... 2003
- Giger, Joell..... Buckley, Wash. .... 2000-01
- Golden, Sandra ..... Birmingham, Ala. .... 1997, 99-00
- Golightly, Aimee ..... East Northport, N.Y. .... 2011
- Grossman, Kelsey..... Indianapolis, Ind. .... 2004
- Grunder, Katie ..... Bellbrook, Ohio ..... 2014, 16-17
- Gutsche, Karli ..... Lithia, Fla. .... 2016-17

## - H -

- Haessig, Dawn ..... St. Louis, Mo. .... 1995-96
- Hall, Mary ..... Birmingham, Ala. .... 1999
- Hamersly, Lizzie ..... Snellville, Ga. .... 2006-09
- Havron, Heather ..... Winter Park, Fla. .... 2008-11
- Hawkins, Lindsey..... Clearwater, Fla. .... 2000-01
- Hickman, Katie..... Lilburn, Ga. .... 2017
- Hillen, Chandler ..... Oceanside, Calif. .... 2011
- Hinds, Carrie ..... Tucson, Ariz. .... 1993-96
- Hinson, Erin ..... Birmingham, Ala. .... 2000-03
- Hoelscher, Kori ..... Wellington, Fla. .... 2005-08
- Holderby, Britne ..... Chelsea, Ala. .... 2016
- Hopkins, Stacey..... Redmond, Wash. .... 1998
- Houchin, Sarah ..... Dallas, Texas ..... 2017
- Howard, Amy ..... Mandeville, La. .... 2009-12
- Howell, Rebecca ..... Satellite Beach, Fla. .... 2006-09
- Hydrick, Noel ..... Marietta, Ga. .... 1993-96

## - J -

- James, Trudi ..... Margate, Fla. .... 1994-97
- Johnson, Jenn ..... Loganville, Ga. .... 2005-08
- Jordan, Nicole ..... Peachtree City, Ga. .... 1995-98

## - K -

- Kasten, Kara ..... Marietta, Ga. .... 2005-08
- Kershaw, Meghan ..... Kingwood, Texas ..... 1993
- King, Caitlin ..... St. Louis, Mo. .... 2006-09
- King, Julie..... St. Louis, Mo. .... 2008-11
- Knuston, Lisa..... Hoover, Ala. .... 1993
- Kotero, Ashley ..... Coro DeCaza, Calif. .... 2010-12, 2014
- Kramer, Stacey..... Birmingham, Ala. .... 1993

## - L -

- Lampe, Kristen ..... Middleton, Wis. .... 1993
- Le Beau, Sarah..... Crystal Lake, Ill. .... 2015-17
- Lee, Jen ..... St. Charles, Ill. .... 2003-04
- Leek, Ellie..... Torfaen, Wales ..... 2014-17
- Lindsay, Kristen ..... Spring, Texas ..... 2000
- Liss, Taryn..... Palm Beach Gardens, Fla. .... 1994-96
- Lurie, Sydney ..... Johns Creek, Ga. .... 2014

## - M -

- Malonson, Alyssa..... Houston, Texas ..... 2017
- Marks, Ashley..... Atlanta, Ga. .... 2007-10
- Massey, Alex ..... Kearney, Mo. .... 2014-15
- McDonnell, Bridget ..... Springfield, Va. .... 1993
- McPherson, Meredith ..... Englewood, Colo. .... 1994-97
- Meadows, Abby ..... Auburn, Ala. .... 2016-17
- Merritt, Kelli..... Fenton, Mo. .... 1999
- Micomonaco, Karina .. Sault Ste. Marie, Ontario, Canada ..... 1993-96
- Milich, Sophie ..... Katy, Texas ..... 2016-17
- Miller, Jordan..... Snellville, Ga. .... 2010, 2013
- Mione, Michelle..... Seminole, Fla. .... 2001
- Mont, Carol..... Rio Piedras, Puerto Rico ..... 1996-99
- Montini, Gianna ..... San Diego, Calif. .... 2015-17

## - N -

- Nicholson, Mary ..... Birmingham, Ala. .... 2008, 2010-12
- Niro, Nicole..... Barrington, Ill. .... 2014

## - P -

- Patton, Tess..... Austin, Texas ..... 2011
- Palmer, Jill..... Walden, N.Y. .... 1995-98
- Phipps, Sally..... Boca Raton, Fla. .... 1994



## ALL-TIME LETTERWINNERS

Poulter, Silvana.....Cedar Knolls, N.J. ....2017  
 Power, Sara ..... Annandale, Va. ....2001-02, 04-05  
 Prentice, Tasha ..... Flourtown, Pa. ....2010  
 Prescott, Jenni ..... Wellington, Fla. ....2006-09  
 Printz, Whitney..... Hudson, Ohio .....1997-98  
 Prosch, Adrienne..... Birmingham, Ala. ....1997-00

### - R -

Ragsdale, Addie ..... Birmingham, Ala. ....2007-10  
 Ragsdale, Summer ..... Birmingham, Ala. ....2005-07  
 Ramsier, Brooke ..... Dallas, Texas .....2013-16  
 Ramsier, Casie..... Dallas, Texas .....2013-16  
 Rightmer, Jessica..... Austin, Texas .....2009-12  
 Risden, Mandi..... Vincentown, N.J. ....1997-98  
 Rivera, Gabi ..... Lithia, Fla. ....2006-08, 10  
 Rivera, Megan ..... Miami, Fla. ....2001-04  
 Roberson, Haley ..... Burke, Va. ....2013  
 Robertson, Becky..... Fayetteville, Ga. ....1995-97  
 Rush, Lacey..... Germantown, Tenn. ....2004

### - S -

Sale, Jill ..... Dallas, Texas .....1996, 98-99  
 Sanders, Rocio ..... Orlando, Fla. ....2017  
 Schansberg, Erika..... Janesville, Wis. ....1998-01  
 Schell, Courtney..... St. Augustine, Fla. ....2014-17  
 Schier, Kristen ..... Bradenton, Fla. ....1994-97  
 Schier, Niki ..... Bradenton, Fla. ....1999-02  
 Schoeplein, Leslie..... Marietta, Ga. ....2000  
 Schwarz, Jac ..... Muskogee, Okla. ....2002-04, 06  
 Schweer, Christine ..... Birmingham, Ala. ....2009-10  
 Scott, Alyse ..... Marietta, Ga. ....2013-16  
 Seebert, Emily..... Prospect, Ky. ....1995, 97-99  
 Sellick, Ginger ..... Longwood, Fla. ....2000-01  
 Sierra, Bianca ..... Livermore, Calif. ....2010-13  
 Simantel, Sophie..... Orange Beach, Ala. ....2012-15  
 Smith, Somer..... Marietta, Ga. ....1993-94  
 Smith, Tiffany ..... Norcross, Ga. ....1993-96  
 Snell, Laura ..... Columbia, S.C. ....2002  
 Solaru, Dani..... Irvine, Calif. ....2016-17  
 Solaru, Samantha ..... Irvine, Calif. ....2013-16  
 Spence, Kim ..... Lilburn, Ga. ....2010-13  
 Spina, Jennifer ..... Brentwood, Tenn. ....1999  
 Spink, Meredith..... Birmingham, Ala. ....2003  
 Stam, Megan ..... Scottsdale, Ariz. ....1998-01

Steinmann, Sarah ..... Lilburn, Ga. ....2001-04  
 Stewart, Jada ..... Lilburn, Ga. ....2003-05  
 Stewart, Kristin..... Lilburn, Ga. ....2002, 04-06  
 Stewart, Lauren ..... Lilburn, Ga. ....2004-05, 07  
 Stockamore, Jill..... Boca Raton, Fla. ....1993-96  
 Stroud, Sara..... Knoxville, Tenn. ....1998-00  
 Sybert, Cathleen ..... Baltimore, Md. ....1999, 01

### - T -

Taylor, Sophie ..... Cedar Park, Texas .....2017  
 Thomas, Carly ..... Decatur, Ala. ....2000-03  
 Torie, Caitlin..... Atlanta, Ga. ....2009-10  
 Towne, Sammy..... Royal Palm Beach, Fla. ....2007-10  
 Townsend, Lydia ..... Enterprise, Ala. ....2008-11  
 Troutman, Taylor ..... Toms River, N.J. ....2015-17  
 Turner, Molly..... Brentwood, Tenn. ....2006

### - V -

Van Ishoven, Charlotte ..... Zoersel, Belgium .....2015

### - W -

Wadsworth, Tara ..... Roswell, Ga. ....1993-94, 96  
 Wadkins, Lindsey..... Mantua, N.J. ....2000-03  
 Wagon, Taylor ..... Atlanta, Ga. ....2013-14  
 Waine, Tammy..... West Sussex, England .....1998-01  
 Walters, Jenn ..... Clearwater, Fla. ....2001-04  
 Warren, Kasey..... Atlanta, Ga. ....2006-08  
 Waters, Ashley ..... Marietta, Ga. ....1993  
 Weiss, Stacy..... Roswell, Ga. ....1997-98  
 Wheeler, Jaime ..... Austin, Texas .....2007  
 Whitworth, Allison ..... Birmingham, Ala. ....2005-08  
 Wilkerson, Kelley..... Disputanta, Va. ....1993  
 Willis, Ashley ..... Winter Haven, Fla. ....2002-05  
 Wilson, Denise ..... Mobile, Ala. ....1993-94  
 Winter, Gretchen..... University Pace, Wash. ....1998-01  
 Wolfe, Jessica..... Hazel Green, Ala. ....2010-12  
 Wright, Alicen ..... Chino Hills, Calif. ....2013





---

# ALL-TIME RESULTS

---



# ALL-TIME RESULTS BY YEAR



## 1993

**7-6-3 (0-2 SEC)**

**Coach: Steve Holeman**

| Date     | Opponent                | Result      |
|----------|-------------------------|-------------|
| Sept. 11 | SPRING HILL             | W, 4-0      |
| Sept. 14 | at Mobile College       | T, 2-2 (OT) |
| Sept. 18 | * Kentucky <sup>1</sup> | L, 0-2      |
| Sept. 19 | * at Vanderbilt         | L, 1-4      |
| Sept. 25 | LAGRANGE COLLEGE        | W, 6-0      |
| Sept. 29 | at Huntingdon           | T, 0-0 (OT) |
| Oct. 1   | at Florida Atlantic     | L, 0-5      |
| Oct. 3   | WEST FLORIDA            | W, 5-0      |
| Oct. 7   | at Georgia Southern     | L, 1-2      |
| Oct. 13  | at LaGrange College     | W, 6-0      |
| Oct. 17  | at Piedmont College     | W, 6-1      |
| Oct. 23  | at West Florida         | T, 2-2 (OT) |
| Oct. 24  | at Spring Hill          | W, 2-0      |
| Oct. 27  | HUNTINGDON              | L, 0-1      |
| Oct. 30  | at Brewton-Parker       | W, 9-1      |
| Nov. 6   | Arkansas <sup>2</sup>   | L, 0-8      |

1 - Nashville, Tenn.

2 - SEC Tournament [Nashville, Tenn.]



## 1994

**11-6-3 (1-1-2 SEC)**

**Coach: Bill Wilkins**

**SEC Tournament Runner-Up**

| Date     | Opponent                   | Result      |
|----------|----------------------------|-------------|
| Sept. 3  | MOBILE                     | W, 2-1      |
| Sept. 4  | * VANDERBILT               | L, 0-5      |
| Sept. 9  | * KENTUCKY                 | W, 1-0      |
| Sept. 11 | at Wake Forest             | W, 3-1      |
| Sept. 13 | at Clemson                 | L, 0-3      |
| Sept. 17 | South Alabama <sup>1</sup> | W, 4-2 (OT) |
| Sept. 18 | Stetson <sup>1</sup>       | W, 5-1      |

|          |                               |             |
|----------|-------------------------------|-------------|
| Sept. 23 | Oral Roberts <sup>2</sup>     | W, 2-0      |
| Sept. 24 | * at Arkansas                 | T, 2-2 (OT) |
| Sept. 27 | GEORGIA SOUTHERN              | W, 5-1      |
| Oct. 1   | FURMAN                        | W, 4-0      |
| Oct. 7   | TEXAS                         | T, 2-2 (OT) |
| Oct. 12  | * at Alabama                  | T, 0-0 (OT) |
| Oct. 15  | at Georgia State <sup>3</sup> | W, 5-1      |
| Oct. 16  | Central Florida <sup>3</sup>  | L, 0-2      |
| Oct. 19  | at South Alabama              | L, 0-1      |
| Oct. 28  | at Berry                      | L, 2-3      |
| Oct. 29  | Old Dominion <sup>4</sup>     | W, 3-0      |
| Nov. 6   | Alabama <sup>5</sup>          | W, 2-1 (OT) |
| Nov. 7   | Vanderbilt <sup>5</sup>       | L, 0-4      |

1 - Emerald Coast Champ. [Panama City, Fla.]

2 - Fayetteville, Ark.

3 - Comfort Inn/Georgia State Classic [Atlanta]

4 - Mt. Berry, Ga.

5 - SEC Tournament [Fayetteville, Ark.]



## 1995

**11-7-2 (5-3 SEC)**

**Coach: Bill Wilkins**

**SEC Tournament Semifinalist**

| Date     | Opponent                   | Result      |
|----------|----------------------------|-------------|
| Sept. 2  | SOUTH ALABAMA              | W, 3-0      |
| Sept. 3  | #14 CLEMSON                | L, 1-2 (OT) |
| Sept. 10 | * GEORGIA                  | L, 0-1      |
| Sept. 15 | at Texas                   | W, 2-1      |
| Sept. 17 | TCU <sup>1</sup>           | W, 4-0      |
| Sept. 22 | * MISSISSIPPI              | W, 3-1      |
| Sept. 24 | * MISSISSIPPI STATE        | W, 4-0      |
| Sept. 28 | LYNN UNIV.                 | L, 0-2      |
| Sept. 30 | JACKSONVILLE STATE         | W, 5-1      |
| Oct. 1   | WOFFORD                    | W, 5-0      |
| Oct. 9   | BERRY                      | T, 1-1 (OT) |
| Oct. 12  | * at LSU                   | L, 1-2      |
| Oct. 15  | * Arkansas                 | W, 4-1      |
| Oct. 20  | * at Georgia               | L, 1-2      |
| Oct. 22  | * at South Carolina        | W, 2-1      |
| Oct. 25  | * ALABAMA                  | W, 5-2      |
| Oct. 27  | #8 N.C. State <sup>2</sup> | L, 0-3      |
| Oct. 29  | Florida State <sup>2</sup> | W, 1-0      |

|                                   |                                |        |
|-----------------------------------|--------------------------------|--------|
| Nov. 2                            | FLORIDA (5-4 PKs) <sup>3</sup> | T, 1-1 |
| Nov. 3                            | ALABAMA <sup>3</sup>           | L, 0-1 |
| 1 - Austin, Texas                 |                                |        |
| 2 - Athens, Ga.                   |                                |        |
| 3 - SEC Tournament [Auburn, Ala.] |                                |        |



## 1996

**8-10-3 (3-3-2 SEC)**

**Coach: Bill Wilkins**

**SEC Tournament Semifinalist**

| Date                                | Opponent                | Result      |
|-------------------------------------|-------------------------|-------------|
| Aug. 30                             | at Clemson              | L, 1-3      |
| Sept. 4                             | GEORGIA STATE           | W, 4-0      |
| Sept. 6                             | New Mexico <sup>1</sup> | L, 2-3      |
| Sept. 7                             | Minnesota <sup>1</sup>  | L, 0-2      |
| Sept. 13                            | * MISSISSIPPI           | W, 5-0      |
| Sept. 15                            | * MISSISSIPPI STATE     | T, 1-1 (OT) |
| Sept. 20                            | TEXAS                   | T, 3-3 (OT) |
| Sept. 22                            | SMU                     | L, 1-2      |
| Sept. 27                            | * at Vanderbilt         | W, 2-1      |
| Sept. 29                            | * at Kentucky           | L, 0-5      |
| Oct. 7                              | MERCER                  | W, 1-0      |
| Oct. 10                             | at UAB                  | L, 2-3 (OT) |
| Oct. 15                             | at Jacksonville State   | W, 5-1      |
| Oct. 18                             | * LSU                   | W, 5-2      |
| Oct. 20                             | * at Arkansas           | L, 1-4      |
| Oct. 25                             | * at Alabama            | L, 1-2      |
| Oct. 27                             | * SOUTH CAROLINA        | T, 1-1 (OT) |
| Nov. 1                              | CENTRAL FLORIDA         | L, 0-1      |
| Nov. 3                              | at South Alabama        | W, 2-0      |
| Nov. 8                              | Kentucky <sup>2</sup>   | W, 2-1      |
| Nov. 9                              | Florida <sup>2</sup>    | L, 1-6      |
| 1 - Minneapolis, Minn.              |                         |             |
| 2 - SEC Tournament [Lexington, Ky.] |                         |             |



# ALL-TIME RESULTS BY YEAR



**1997**

**11-9-1 (4-4 SEC)**

**Coach: Bill Wilkins**

### SEC Tournament Quarterfinalists

| Date     | Opponent                        | Result |
|----------|---------------------------------|--------|
| Aug. 29  | Cal St. Sacramento <sup>1</sup> | W, 3-2 |
| Aug. 31  | St. Mary's <sup>1</sup>         | W, 3-2 |
| Sept. 1  | at Hawaii                       | T, 2-2 |
| Sept. 7  | WYOMING                         | W, 7-0 |
| Sept. 9  | at Mercer                       | W, 3-1 |
| Sept. 12 | * TENNESSEE                     | L, 2-3 |
| Sept. 14 | * GEORGIA                       | W, 1-0 |
| Sept. 23 | at Troy State                   | W, 5-1 |
| Sept. 26 | * at Mississippi                | W, 1-0 |
| Sept. 28 | * at Mississippi State          | L, 0-1 |
| Oct. 3   | #16 WAKE FOREST                 | L, 0-2 |
| Oct. 5   | #25 TEXAS                       | L, 0-4 |
| Oct. 9   | SOUTH ALABAMA                   | W, 4-0 |
| Oct. 17  | * Arkansas                      | W, 2-1 |
| Oct. 19  | * LSU                           | W, 7-1 |
| Oct. 24  | UAB                             | L, 1-2 |
| Oct. 26  | * at Alabama                    | L, 2-3 |
| Oct. 28  | JACKSONVILLE STATE              | W, 3-2 |
| Oct. 31  | * at Florida                    | L, 0-4 |
| Nov. 2   | at Central Florida              | L, 2-3 |
| Nov. 6   | Kentucky <sup>2</sup>           | L, 0-2 |

1 - Honolulu, Hawaii  
2 - SEC Tournament [Gainesville, Fla.]



**1998**

**5-12-0 (2-6 SEC)**

**Coach: Bill Wilkins**

| Date    | Opponent             | Result  |
|---------|----------------------|---------|
| Sept. 1 | #16 CLEMSON          | L, 0-10 |
| Sept. 5 | Arizona <sup>1</sup> | L, 1-2  |

|          |                       |             |
|----------|-----------------------|-------------|
| Sept. 6  | at Wyoming            | W, 2-0      |
| Sept. 11 | * at #21 Vanderbilt   | L, 0-6      |
| Sept. 13 | * at Kentucky         | L, 0-3      |
| Sept. 18 | at Georgia            | L, 1-4      |
| Sept. 20 | * SOUTH CAROLINA      | L, 1-5      |
| Sept. 25 | * MISSISSIPPI STATE   | W, 5-0      |
| Sept. 27 | * MISSISSIPPI         | W, 2-1 (OT) |
| Oct. 1   | at Jacksonville State | L, 1-2      |
| Oct. 4   | MERCER                | W, 3-2      |
| Oct. 8   | at UAB                | L, 0-2      |
| Oct. 16  | * at Arkansas         | L, 1-3      |
| Oct. 18  | * at LSU              | L, 0-2      |
| Oct. 21  | SOUTH ALABAMA         | W, 4-0      |
| Oct. 25  | * ALABAMA             | L, 2-3      |
| Nov. 1   | FLORIDA STATE         | L, 1-6      |



**1999**

**6-13-0 (1-8 SEC)**

**Coach: Karen Richter (Hoppa)**

| Date     | Opponent               | Result      |
|----------|------------------------|-------------|
| Sept. 3  | at Texas State         | W, 4-0      |
| Sept. 5  | at Houston             | L, 1-5      |
| Sept. 10 | * at Tennessee         | L, 1-5      |
| Sept. 12 | * at Georgia           | L, 0-4      |
| Sept. 15 | at South Alabama       | W, 7-2      |
| Sept. 17 | GEORGE WASHINGTON      | W, 2-1      |
| Sept. 21 | JACKSONVILLE STATE     | L, 0-1      |
| Sept. 24 | * at Mississippi       | L, 1-6      |
| Sept. 26 | * at Mississippi State | L, 0-1      |
| Oct. 1   | at Oregon              | L, 0-4      |
| Oct. 3   | at Portland State      | W, 3-2 (OT) |
| Oct. 7   | * at Alabama           | L, 1-3      |
| Oct. 11  | at Mercer              | W, 5-0      |
| Oct. 15  | * ARKANSAS             | L, 0-3      |
| Oct. 17  | * LSU                  | W, 3-0      |
| Oct. 20  | * SOUTH CAROLINA       | L, 0-1      |
| Oct. 22  | * FLORIDA              | L, 0-2      |
| Oct. 28  | FLORIDA STATE          | L, 0-4      |
| Oct. 31  | UAB                    | L, 0-3      |



**2000**

**13-7 (3-6 SEC)**

**Coach: Karen Richter (Hoppa)**

| Date     | Opponent                   | Result      |
|----------|----------------------------|-------------|
| Aug. 25  | ALABAMA A&M                | W, 11-0     |
| Aug. 27  | NICHOLLS STATE             | W, 8-0      |
| Sept. 1  | UNC Charlotte <sup>1</sup> | W, 3-2 (OT) |
| Sept. 3  | Dayton <sup>1</sup>        | L, 1-3      |
| Sept. 8  | UTEP <sup>2</sup>          | W, 4-2      |
| Sept. 10 | #23 Marquette <sup>2</sup> | W, 3-1      |
| Sept. 15 | at Jacksonville State      | W, 3-1      |
| Sept. 17 | COL. OF CHARLESTON         | W, 2-0      |
| Sept. 22 | at UAB                     | W, 2-0      |
| Sept. 26 | MERCER                     | W, 4-0      |
| Sept. 29 | * VANDERBILT               | L, 2-3 (OT) |
| Oct. 1   | * #12 KENTUCKY             | L, 1-3      |
| Oct. 6   | * MISSISSIPPI STATE        | W, 3-0      |
| Oct. 8   | * MISSISSIPPI              | L, 0-4      |
| Oct. 13  | * at Arkansas              | L, 2-3      |
| Oct. 15  | * at LSU                   | L, 0-1      |
| Oct. 20  | * at South Carolina        | W, 3-2 (OT) |
| Oct. 22  | * at #20 Florida           | L, 0-6      |
| Oct. 27  | SOUTH ALABAMA              | W, 1-0      |
| Oct. 29  | * ALABAMA                  | W, 3-0      |

1 - Clemson/Nike Classic [Clemson, S.C.]

2 - UAB/Nike Classic [Birmingham, Ala.]



**2001**

**11-8-1 (5-4 SEC)**

**Coach: Karen Richter (Hoppa)**

**SEC Western Division Champions  
SEC Tournament Runner-up  
NCAA Tournament**

| Date    | Opponent      | Result |
|---------|---------------|--------|
| Aug. 31 | GEORGIA STATE | W, 3-0 |





## ALL-TIME RESULTS BY YEAR

|          |                                    |              |
|----------|------------------------------------|--------------|
| Sept. 2  | UT-CHATTANOOGA                     | W, 6-0       |
| Sept. 7  | vs. St. Louis <sup>1</sup>         | W, 2-1       |
| Sept. 9  | at #6 Virginia <sup>1</sup>        | W, 1-0       |
| Sept. 21 | at #24 West Virginia               | L, 1-2 (2OT) |
| Sept. 23 | at Pittsburgh                      | T, 0-0 (2OT) |
| Sept. 28 | #1 NORTH CAROLINA                  | L, 0-2       |
| Oct. 5   | * #16 TENNESSEE                    | W, 2-1       |
| Oct. 7   | * GEORGIA                          | L, 0-1       |
| Oct. 12  | * at Mississippi State             | L, 1-2 (2OT) |
| Oct. 14  | * at Mississippi                   | L, 0-1       |
| Oct. 19  | * ARKANSAS                         | W, 2-0       |
| Oct. 21  | * LSU                              | W, 2-0       |
| Oct. 26  | * at Vanderbilt                    | W, 2-1       |
| Oct. 28  | * at Kentucky                      | L, 1-3       |
| Nov. 2   | * at Alabama                       | W, 2-1 (OT)  |
| Nov. 8   | vs. #19 Georgia <sup>2</sup>       | W, 3-2       |
| Nov. 9   | vs. Mississippi <sup>2</sup>       | W, 2-1       |
| Nov. 11  | vs. #10 Florida <sup>2</sup>       | L, 1-2       |
| Nov. 16  | vs. #19 Florida State <sup>3</sup> | L, 0-1       |

1 - Univ. of Virginia Tournament (Charlottesville, Va.)

2 - SEC Tournament (Baton Rouge, La.)

3 - NCAA Tournament (Clemson, S.C.)



**2002**

**15-5-2 (6-1-2 SEC)**

**Coach: Karen Richter (Hoppa)**

**SEC Champions**

**SEC Western Division Champions**

**NCAA Tournament Second Round**

| Date     | Opponent                       | Result |
|----------|--------------------------------|--------|
| Aug. 30  | #17 WEST VIRGINIA              | W, 2-0 |
| Sept. 1  | EVANSVILLE                     | W, 3-1 |
| Sept. 5  | at Furman                      | W, 2-0 |
| Sept. 8  | UAB                            | W, 3-0 |
| Sept. 13 | MIDDLE TENNESSEE               | W, 5-0 |
| Sept. 15 | SOUTH ALABAMA                  | W, 4-0 |
| Sept. 20 | vs. Rhode Island <sup>1</sup>  | L, 1-2 |
| Sept. 22 | at Massachusetts <sup>1</sup>  | W, 6-2 |
| Sept. 27 | NEW MEXICO                     | W, 2-0 |
| Sept. 29 | vs. Arizona State <sup>2</sup> | L, 0-1 |
| Oct. 4   | * at Tennessee                 | L, 2-4 |

|         |                               |              |
|---------|-------------------------------|--------------|
| Oct. 6  | * at Georgia                  | W, 1-0       |
| Oct. 11 | * MISSISSIPPI STATE           | W, 2-0       |
| Oct. 13 | * MISSISSIPPI                 | W, 3-1       |
| Oct. 18 | * at Arkansas                 | W, 2-1 (2OT) |
| Oct. 20 | * at LSU                      | W, 3-2       |
| Oct. 25 | * SOUTH CAROLINA              | T, 1-1 (2OT) |
| Oct. 27 | * FLORIDA                     | W, 1-0       |
| Nov. 1  | * ALABAMA                     | T, 0-0 (2OT) |
| Nov. 7  | vs. LSU <sup>3</sup>          | L, 0-1       |
| Nov. 15 | vs. UCF <sup>4</sup>          | W, 2-0       |
| Nov. 17 | at Florida State <sup>4</sup> | L, 1-2       |

1 - UMass Tournament (Amherst, Mass.)

2 - Athens, Ga.

3 - SEC Tournament (Oxford, Miss.)

4 - NCAA Tournament (Tallahassee, Fla.)



**2003**

**14-4-3 (6-1-2 SEC)**

**Coach: Karen Hoppa**

**SEC Western Division Champions**

**NCAA Tournament Second Round**

| Date     | Opponent                        | Result       |
|----------|---------------------------------|--------------|
| Aug. 29  | at UAB                          | W, 3-0       |
| Sept. 5  | SEMO                            | W, 2-0       |
| Sept. 7  | ILLINOIS                        | W, 2-1 (OT)  |
| Sept. 12 | vs. #9 Pepperdine <sup>1</sup>  | L, 0-4       |
| Sept. 14 | UNLV <sup>1</sup>               | W, 4-0       |
| Sept. 19 | vs. Harvard <sup>2</sup>        | T, 0-0 (2OT) |
| Sept. 21 | at Dartmouth <sup>2</sup>       | W, 2-0       |
| Sept. 26 | SAMFORD                         | W, 1-0       |
| Sept. 28 | RICE                            | W, 2-0       |
| Oct. 3   | * at South Carolina             | T, 0-0 (2OT) |
| Oct. 5   | * at #8 Florida                 | L, 0-1 (OT)  |
| Oct. 10  | * VANDERBILT                    | W, 3-2       |
| Oct. 12  | * KENTUCKY                      | T, 1-1 (2OT) |
| Oct. 17  | * at Mississippi State          | W, 1-0       |
| Oct. 19  | * at #22 Mississippi            | W, 2-1       |
| Oct. 24  | * ARKANSAS                      | W, 2-0       |
| Oct. 26  | * LSU                           | W, 2-0       |
| Oct. 31  | * at Alabama                    | W, 2-1       |
| Nov. 6   | vs. Georgia <sup>3</sup>        | L, 1-2 (2OT) |
| Nov. 14  | vs. Oklahoma State <sup>4</sup> | W, 1-0       |

|         |                                  |              |
|---------|----------------------------------|--------------|
| Nov. 16 | at #6 Florida State <sup>4</sup> | L, 1-2 (2OT) |
|---------|----------------------------------|--------------|

1 - UNLV Tournament (Las Vegas, Nev.)

2 - Dartmouth Tournament (Hanover, N.H.)

3 - SEC Tournament (Orange Beach, Ala.)

4 - NCAA Tournament (Tallahassee, Fla.)



**2004**

**15-4-2 (9-0-2 SEC)**

**Coach: Karen Hoppa**

**SEC Western Division Champions**

**NCAA Tournament Second Round**

| Date     | Opponent                        | Result       |
|----------|---------------------------------|--------------|
| Aug. 27  | FURMAN                          | W, 3-0       |
| Aug. 29  | UAB                             | W, 3-1       |
| Sept. 2  | at Samford                      | W, 3-0       |
| Sept. 5  | at William & Mary               | W, 2-1       |
| Sept. 10 | at Miami (Fla.) <sup>1</sup>    | W, 2-1       |
| Sept. 11 | vs. Indiana <sup>1</sup>        | L, 0-1       |
| Sept. 19 | #6 KANSAS                       | L, 0-1 (2OT) |
| Sept. 24 | * SOUTH CAROLINA                | W, 1-0       |
| Sept. 26 | * #4 FLORIDA                    | W, 1-0       |
| Oct. 1   | * at Vanderbilt                 | T, 1-1 (OT)  |
| Oct. 3   | * at Kentucky                   | W, 3-0       |
| Oct. 8   | * MISSISSIPPI STATE             | W, 3-0       |
| Oct. 10  | * MISSISSIPPI                   | W, 2-1 (OT)  |
| Oct. 15  | * at Arkansas                   | W, 1-0       |
| Oct. 17  | * at LSU                        | W, 2-1       |
| Oct. 22  | * #8 TENNESSEE                  | W, 2-1       |
| Oct. 24  | * at Georgia                    | T, 1-1 (2OT) |
| Oct. 29  | * ALABAMA                       | W, 3-1       |
| Nov. 4   | vs. MISSISSIPPI <sup>2</sup>    | L, 0-3       |
| Nov. 12  | vs. CLEMSON <sup>3</sup>        | W, 2-0       |
| Nov. 14  | vs. #14 WASHINGTON <sup>3</sup> | L, 0-1       |

1 - Univ. of Miami Tournament (Miami, Fla.)

2 - SEC Tournament (Auburn, Ala.)

3 - NCAA Tourn. 1st and 2nd Rounds (Auburn, Ala.)



# ALL-TIME RESULTS BY YEAR



**2005**

**8-12-1 (5-6-0 SEC)**

**Coach: Karen Hoppa**

**SEC Tournament Runner-Up**

| Date     | Opponent                         | Result       |
|----------|----------------------------------|--------------|
| Aug. 26  | at Rice                          | L, 1-2       |
| Aug. 28  | at #16 Texas                     | L, 0-2       |
| Sept. 2  | CAL STATE FULLERTON <sup>1</sup> | L, 1-2 (2OT) |
| Sept. 4  | RHODE ISLAND <sup>1</sup>        | W, 3-0       |
| Sept. 9  | at New Mexico <sup>2</sup>       | T, 0-0 (2OT) |
| Sept. 11 | vs. Arizona State <sup>2</sup>   | L, 1-4       |
| Sept. 16 | MIAMI                            | L, 1-2       |
| Sept. 23 | * at South Carolina              | W, 1-0       |
| Sept. 25 | * at #10 Florida                 | L, 1-2       |
| Sept. 30 | * #19 VANDERBILT                 | L, 0-1       |
| Oct. 2   | * KENTUCKY                       | W, 2-1       |
| Oct. 7   | * at Mississippi State           | W, 5-0       |
| Oct. 9   | * at Mississippi                 | L, 0-1 (2OT) |
| Oct. 14  | * ARKANSAS                       | W, 2-1 (2OT) |
| Oct. 16  | * LSU                            | W, 2-0       |
| Oct. 21  | * at #17 Tennessee               | L, 0-1       |
| Oct. 23  | * GEORGIA                        | L, 0-1       |
| Oct. 28  | * at Alabama                     | L, 3-6       |
| Nov. 3   | vs. #17 Florida <sup>3</sup>     | W, 2-1       |
| Nov. 4   | vs. Kentucky <sup>3</sup>        | W, 2-0       |
| Nov. 6   | vs. #13 Tennessee <sup>3</sup>   | L, 0-1       |

1 - Auburn/Reebok Classic

2 - UNM Classic (Albuquerque, N.M.)

3 - SEC Tournament (Orange Beach, Ala.)



**2006**

**11-6-3**

**(5-3-3 SEC)**

**Coach: Karen Hoppa**

**SEC Western Division Champions**

**NCAA Tournament**

| Date     | Opponent                        | Result       |
|----------|---------------------------------|--------------|
| Aug. 25  | #15 TEXAS                       | W, 1-0       |
| Aug. 27  | JACKSONVILLE STATE              | W, 4-0       |
| Sept. 1  | #22 DARTMOUTH <sup>1</sup>      | W, 1-0 (OT)  |
| Sept. 3  | WILLIAM & MARY <sup>1</sup>     | W, 2-1 (2OT) |
| Sept. 8  | vs. Portland State <sup>2</sup> | W, 3-1       |
| Sept. 10 | at Illinois <sup>2</sup>        | L, 0-1       |
| Sept. 15 | SAMFORD                         | W, 3-1       |
| Sept. 22 | * #18 FLORIDA                   | L, 1-3       |
| Sept. 24 | * SOUTH CAROLINA                | L, 0-1       |
| Sept. 29 | * at Kentucky                   | W, 1-0 (OT)  |
| Oct. 1   | * at Vanderbilt                 | T, 0-0 (2OT) |
| Oct. 6   | * MISSISSIPPI                   | T, 0-0 (2OT) |
| Oct. 8   | * MISSISSIPPI STATE             | W, 6-0       |
| Oct. 13  | * at LSU                        | W, 2-1       |
| Oct. 15  | * at Arkansas                   | T, 0-0 (2OT) |
| Oct. 20  | * at Georgia                    | L, 2-3 (OT)  |
| Oct. 22  | * #16 TENNESSEE                 | W, 2-1 (2OT) |
| Oct. 27  | * ALABAMA                       | W, 6-1       |
| Nov. 1   | Tennessee <sup>3</sup>          | L, 2-5       |
| Nov. 10  | vs. #21 California <sup>4</sup> | L, 1-3       |

1 - Auburn Classic (Auburn, Ala.)

2 - Univ. of Illinois Tournament (Champaign, Ill.)

3 - SEC Tournament (Orange Beach, Ala.)

4 - NCAA Tournament (Tallahassee, Fla.)



**2007**

**10-8-2 (6-5-0 SEC)**

**Coach: Karen Hoppa**

**NCAA Tournament**

| Date     | Opponent                | Result       |
|----------|-------------------------|--------------|
| Sept. 1  | #26 Kansas <sup>1</sup> | T, 1-1 (2OT) |
| Sept. 3  | at Hawai'i <sup>1</sup> | L, 1-2 (OT)  |
| Sept. 7  | TROY                    | W, 1-0       |
| Sept. 9  | PITTSBURGH              | W, 3-0       |
| Sept. 15 | at #11 Florida State    | L, 0-3       |
| Sept. 21 | at Samford              | W, 3-0       |
| Sept. 23 | LA.-LAFAYETTE           | W, 2-0       |
| Sept. 28 | * KENTUCKY              | W, 4-1       |
| Sept. 30 | * VANDERBILT            | W, 2-1       |
| Oct. 5   | * at Mississippi        | L, 1-2 (2OT) |
| Oct. 7   | * at Mississippi State  | W, 1-0       |
| Oct. 12  | * #19 LSU               | W, 2-0       |
| Oct. 14  | * ARKANSAS              | W, 2-0       |
| Oct. 19  | * at Florida            | L, 0-2       |
| Oct. 21  | * at South Carolina     | L, 0-1       |
| Oct. 25  | * #20 GEORGIA           | L, 2-3       |
| Oct. 28  | * at #12 Tennessee      | L, 0-3       |
| Nov. 2   | * at Alabama            | W, 1-0       |
| Nov. 7   | #25 LSU <sup>2</sup>    | T, 2-2 (2OT) |

LSU advances 4-2 on PKs

Nov. 16 Central Florida<sup>3</sup> L, 1-3

1 - OHANA No Ka Oi Soccer Tournament (Honolulu, Hawai'i)

2 - SEC Tournament (Orange Beach, Ala.)

3 - NCAA Tournament (Gainesville, Fla.)



# ALL-TIME RESULTS BY YEAR



**2008**

**12-9-2 (7-3-1 SEC)**

**Coach: Karen Hoppa**

**SEC Western Division Co-Champions**

**NCAA Tournament**

| Date     | Opponent                      | Result       |
|----------|-------------------------------|--------------|
| Aug. 22  | GRAMBLING STATE               | W, 9-0       |
| Aug. 24  | UAB                           | W, 1-0       |
| Aug. 29  | at Missouri                   | L, 0-1       |
| Aug. 31  | at #25 Kansas                 | L, 1-2       |
| Sept. 5  | vs. #6 Stanford <sup>1</sup>  | L, 0-3       |
| Sept. 7  | vs. #5 Virginia <sup>1</sup>  | T, 1-1       |
| Sept. 12 | #4 FLORIDA STATE <sup>2</sup> | L, 0-3       |
| Sept. 14 | MARQUETTE <sup>2</sup>        | W, 1-0       |
| Sept. 19 | SAMFORD                       | W, 3-0       |
| Sept. 26 | * at Kentucky                 | T, 0-0       |
| Sept. 28 | * at Vanderbilt               | W, 3-2       |
| Oct. 3   | * MISSISSIPPI                 | L, 1-3       |
| Oct. 5   | * MISSISSIPPI STATE           | W, 6-0       |
| Oct. 10  | * at #19 LSU                  | L, 1-2 (OT)  |
| Oct. 12  | * at Arkansas                 | W, 2-1       |
| Oct. 17  | * #8 FLORIDA                  | L, 0-1       |
| Oct. 19  | * SOUTH CAROLINA              | W, 2-0       |
| Oct. 23  | * at Georgia                  | W, 1-0       |
| Oct. 26  | * TENNESSEE                   | W, 2-1 (2OT) |
| Oct. 31  | * ALABAMA                     | W, 4-0       |
| Nov. 5   | vs. Tennessee <sup>3</sup>    | L, 1-2       |
| Nov. 14  | BELMONT <sup>4</sup>          | W, 2-0       |
| Nov. 16  | #6 FLORIDA STATE <sup>4</sup> | L, 0-1       |

1 - Nike Georgia Invitational (Athens, Ga.)

2 - Auburn Classic (Auburn, Ala.)

3 - SEC Tournament (Orange Beach, Ala.)

4 - NCAA Tournament (Auburn, Ala.)



**2009**

**10-9-3 (6-5-0 SEC)**

**Coach: Karen Hoppa**

**SEC Tournament Semifinals**

**NCAA Tournament First Round**

| Date     | Opponent                         | Result       |
|----------|----------------------------------|--------------|
| Aug. 23  | at Samford                       | T, 0-0 (2OT) |
| Aug. 28  | DAYTON                           | T, 1-1 (2OT) |
| Aug. 30  | SOUTH ALABAMA                    | W, 3-0       |
| Sept. 4  | KENNESAW STATE                   | W, 3-1       |
| Sept. 11 | MISSOURI                         | L, 1-2       |
| Sept. 13 | TEXAS TECH                       | W, 3-2       |
| Sept. 18 | at Duke                          | L, 1-2 (2OT) |
| Sept. 20 | vs. #1 North Carolina            | T, 0-0 (2OT) |
| Sept. 25 | * at Mississippi State           | W, 5-1       |
| Sept. 27 | * at Mississippi                 | L, 2-3 (2OT) |
| Oct. 2   | * ARKANSAS                       | W, 2-1       |
| Oct. 4   | * LSU                            | L, 0-2       |
| Oct. 9   | * at #7 South Carolina           | L, 0-1 (OT)  |
| Oct. 11  | * at #14 Florida                 | L, 0-4       |
| Oct. 16  | * VANDERBILT                     | W, 3-0       |
| Oct. 18  | * KENTUCKY                       | L, 1-2       |
| Oct. 22  | * at Tennessee                   | W, 3-1       |
| Oct. 25  | * #19 GEORGIA                    | W, 2-0       |
| Oct. 30  | * at Alabama                     | W, 2-0       |
| Nov. 4   | vs. #21 Mississippi <sup>1</sup> | W, 2-1       |
| Nov. 6   | vs. #12 LSU <sup>1</sup>         | L, 0-1       |
| Nov. 13  | vs. California <sup>2</sup>      | L, 1-2 (OT)  |

1 - SEC Tournament (Orange Beach, Ala.)

2 - NCAA Tournament (Tallahassee, Fla.)



**2010**

**11-8-2 (5-4-2 SEC)**

**Coach: Karen Hoppa**

**NCAA Tournament First Round**

| Date     | Opponent                             | Result       |
|----------|--------------------------------------|--------------|
| Aug. 20  | TENNESSEE TECH                       | W, 4-0       |
| Aug. 27  | at Marquette <sup>1</sup>            | L, 0-3       |
| Aug. 29  | vs. Milwaukee <sup>1</sup>           | W, 2-1       |
| Sept. 3  | #5 FLORIDA STATE                     | W, 3-2 (2OT) |
| Sept. 5  | WESTERN CAROLINA                     | W, 3-0       |
| Sept. 10 | at USC <sup>2</sup>                  | L, 0-1 (OT)  |
| Sept. 12 | vs. Cal State Fullerton <sup>2</sup> | W, 2-0       |
| Sept. 17 | SAMFORD                              | W, 2-0       |
| Sept. 24 | * MISSISSIPPI STATE                  | W, 3-1       |
| Sept. 26 | * MISSISSIPPI                        | L, 1-2       |
| Oct. 1   | * at Arkansas                        | W, 3-2       |
| Oct. 3   | * at LSU                             | L, 1-2       |
| Oct. 8   | * #14 SOUTH CAROLINA                 | L, 1-3       |
| Oct. 10  | * #6 FLORIDA                         | W, 1-0       |
| Oct. 15  | * at Vanderbilt                      | T, 1-1       |
| Oct. 17  | * at Kentucky                        | T, 1-1       |
| Oct. 21  | * TENNESSEE                          | L, 0-1 (OT)  |
| Oct. 24  | * at #20 Georgia                     | W, 2-1       |
| Oct. 29  | * ALABAMA                            | W, 2-1 (OT)  |
| Nov. 4   | vs. Georgia <sup>3</sup>             | L, 1-2 (2OT) |
| Nov. 12  | vs. #25 South Florida <sup>4</sup>   | L, 1-3       |

1 - MKE Cup (Milwaukee, Wis.)

2 - Trojan Invitational (Los Angeles, Calif.)

3 - SEC Tournament (Orange Beach, Ala.)

4 - NCAA Tournament (Tallahassee, Fla.)





# ALL-TIME RESULTS BY YEAR



**2011**

**15-7-2 (5-5-1 SEC)**

**Coach: Karen Hoppa**

**SEC Tournament Champions**

**NCAA Tournament Second Round**

| Date     | Opponent                      | Result       |
|----------|-------------------------------|--------------|
| Aug. 19  | #18 WAKE FOREST               | L, 1-4       |
| Aug. 26  | MIDDLE TENN. ST.              | W, 4-1       |
| Aug. 28  | KENNESAW STATE                | W, 4-0       |
| Sept. 2  | #5 DUKE                       | W, 1-0       |
| Sept. 4  | WRIGHT STATE                  | W, 1-0       |
| Sept. 9  | at Samford                    | W, 4-2       |
| Sept. 16 | vs. Colorado                  | T, 2-2 (2OT) |
| Sept. 18 | at Denver                     | W, 2-1       |
| Sept. 23 | * KENTUCKY                    | W, 4-1       |
| Sept. 25 | * VANDERBILT                  | W, 3-0       |
| Sept. 30 | * at Ole Miss                 | W, 3-2       |
| Oct. 2   | * at Mississippi State        | L, 0-2       |
| Oct. 7   | * at #11 Florida              | L, 2-3 (OT)  |
| Oct. 9   | * at South Carolina           | L, 1-3       |
| Oct. 14  | * #18 LSU                     | W, 3-1       |
| Oct. 16  | * ARKANSAS                    | W, 3-0       |
| Oct. 20  | * GEORGIA                     | T, 0-0 (2OT) |
| Oct. 23  | * at #24 Tennessee            | L, 0-2       |
| Oct. 28  | * at Alabama                  | L, 2-3       |
| Nov. 2   | vs. LSU <sup>1</sup>          | W, 3-0       |
| Nov. 4   | vs. Tennessee <sup>1</sup>    | W, 2-0       |
| Nov. 6   | vs. #23 Florida <sup>1</sup>  | W, 3-2       |
| Nov. 12  | UTAH STATE <sup>2</sup>       | W, 2-1       |
| Nov. 18  | vs. #18 Maryland <sup>3</sup> | L, 0-1       |

1 - SEC Tournament (Orange Beach, Ala.)

2 - NCAA Tournament First Round (Auburn, Ala.)

3 - NCAA Tournament Second Round (Stillwater, Okla.)



**2012**

**13-11-1 (7-6-0 SEC)**

**Coach: Karen Hoppa**

**NCAA Tournament Second Round**

| Date     | Opponent                   | Result       |
|----------|----------------------------|--------------|
| Aug. 17  | GEORGIA STATE              | W, 1-0       |
| Aug. 19  | HIGH POINT                 | W, 4-1       |
| Aug. 24  | at #8 Pepperdine           | L, 1-2       |
| Aug. 26  | at UC Irvine               | L, 0-1       |
| Aug. 31  | SAMFORD                    | W, 2-0       |
| Sept. 2  | WILLIAM & MARY             | L, 0-2       |
| Sept. 8  | TEXAS TECH                 | W, 2-1       |
| Sept. 14 | * #13 MISSOURI             | L, 0-2       |
| Sept. 16 | * #13 FLORIDA              | L, 1-2 (OT)  |
| Sept. 21 | * at LSU                   | W, 3-1       |
| Sept. 23 | * at #7 Texas A&M          | L, 0-2       |
| Sept. 28 | * SOUTH CAROLINA           | W, 4-2       |
| Sept. 30 | * OLE MISS                 | W, 1-0       |
| Oct. 5   | * MISSISSIPPI STATE        | W, 2-0       |
| Oct. 7   | * #25 TENNESSEE            | L, 0-1       |
| Oct. 12  | * at Georgia               | W, 1-0       |
| Oct. 14  | * at Arkansas              | L, 0-1       |
| Oct. 19  | * at Vanderbilt            | W, 4-1       |
| Oct. 21  | * at Kentucky              | L, 1-2       |
| Oct. 25  | * ALABAMA                  | W, 4-3 (2OT) |
| Oct. 31  | #19 Tennessee <sup>1</sup> | T, 0-0       |
| Nov. 2   | #12 Texas A&M <sup>1</sup> | W, 2-0       |
| Nov. 4   | #10 Florida <sup>1</sup>   | L, 0-3       |
| Nov. 9   | at Washington <sup>2</sup> | W, 2-1       |
| Nov. 15  | at #2 BYU <sup>3</sup>     | L, 0-1       |

1 - SEC Tournament (Orange Beach, AL)

2 - NCAA Tournament (Seattle, Wash.)

3 - NCAA Tournament (Provo, Utah)



**2013**

**8-9-4 (3-5-3 SEC)**

**Coach: Karen Hoppa**

| Date     | Opponent                   | Result       |
|----------|----------------------------|--------------|
| Aug. 23  | CLEMSON                    | T, 0-0 (2OT) |
| Aug. 25  | at #3 Florida State        | L, 1-4       |
| Aug. 30  | at Samford                 | L, 0-1       |
| Sept. 6  | MERCER                     | W, 2-0       |
| Sept. 8  | TROY                       | W, 3-0       |
| Sept. 13 | COLLEGE OF CHARLESTON      | W, 3-0       |
| Sept. 15 | LONG BEACH STATE           | W, 3-0       |
| Sept. 20 | * KENTUCKY                 | L, 0-1       |
| Sept. 22 | SOUTHERN MISS              | W, 6-0       |
| Sept. 27 | * at South Carolina        | L, 1-2       |
| Sept. 29 | * at Ole Miss              | L, 0-7       |
| Oct. 4   | * TEXAS A&M                | L, 1-3       |
| Oct. 6   | * at Florida               | L, 0-3       |
| Oct. 11  | * GEORGIA                  | T, 0-0 (2OT) |
| Oct. 18  | * at Tennessee             | T, 1-1 (2OT) |
| Oct. 20  | * at Missouri              | T, 1-1 (2OT) |
| Oct. 25  | * ARKANSAS                 | W, 3-1       |
| Oct. 27  | * VANDERBILT               | W, 2-1       |
| Oct. 31  | * at Alabama               | W, 1-0       |
| Nov. 4   | vs. LSU <sup>1</sup>       | W, 1-0       |
| Nov. 6   | vs. Texas A&M <sup>1</sup> | L, 0-1       |

1 - SEC Tournament



**2014**

**12-7-3 (5-3-3 SEC)**

**Coach: Karen Hoppa**

**NCAA Tournament Second Round**

| Date    | Opponent               | Result |
|---------|------------------------|--------|
| Aug. 22 | at Clemson             | L, 1-2 |
| Aug. 24 | at Furman              | W, 2-1 |
| Aug. 29 | UC IRVINE <sup>1</sup> | W, 3-0 |



# ALL-TIME RESULTS BY YEAR

|          |                                    |              |
|----------|------------------------------------|--------------|
| Aug. 31  | GEORGIA SOUTHERN <sup>1</sup>      | W, 3-0       |
| Sept. 5  | vs. Memphis <sup>2</sup>           | W, 3-0       |
| Sept. 7  | vs. Minnesota <sup>2</sup>         | W, 3-1       |
| Sept. 12 | SAMFORD                            | L, 1-2       |
| Sept. 14 | MILWAUKEE                          | W, 2-0       |
| Sept. 21 | * #14 SOUTH CAROLINA               | L, 1-2 (OT)  |
| Sept. 26 | * at Vanderbilt                    | T, 0-0 (2OT) |
| Sept. 28 | * at Kentucky                      | L, 1-2       |
| Oct. 3   | * OLE MISS                         | T, 2-2 (2OT) |
| Oct. 5   | * TENNESSEE                        | T, 0-0 (2OT) |
| Oct. 10  | * #25 MISSOURI                     | W, 3-2       |
| Oct. 17  | * at #8 Texas A&M                  | L, 1-3       |
| Oct. 19  | * at Arkansas                      | W, 2-1 (2OT) |
| Oct. 23  | * MISSISSIPPI STATE                | W, 2-0       |
| Oct. 26  | * ALABAMA                          | W, 1-0 (OT)  |
| Oct. 30  | * at LSU                           | W, 2-0       |
| Nov. 5   | vs. #20 Kentucky <sup>3</sup>      | L, 1-2       |
| Nov. 15  | at Florida Gulf Coast <sup>4</sup> | W, 1-0       |
| Nov. 21  | vs. #16 Texas Tech <sup>5</sup>    | L, 1-2       |

- 1 - Auburn Soccer Classic (Auburn, Ala.)
- 2 - Rebel Soccer Classic (Oxford, Miss.)
- 3 - SEC Tournament (Orange Beach, Ala.)
- 4 - NCAA Tournament First Round (Ft. Myers, Fla.)
- 5 - NCAA Tournament Second Round (Gainesville, Fla.)



## 2015 16-6-1 (7-4-0 SEC)

**Coch:** Karen Hoppa

### NCAA Tournament Sweet 16

| Date     | Opponent                  | Result       |
|----------|---------------------------|--------------|
| Aug. 21  | at UC Irvine              | W, 1-0       |
| Aug. 23  | at Long Beach State       | W, 1-0 (2OT) |
| Aug. 28  | UAB                       | W, 4-0       |
| Aug. 30  | FURMAN                    | W, 2-0       |
| Sept. 4  | SAMFORD <sup>1</sup>      | W, 2-0       |
| Sept. 6  | OLD DOMINION <sup>1</sup> | W, 1-0       |
| Sept. 11 | * at Missouri             | L, 1-2       |
| Sept. 13 | SOUTH ALABAMA             | W, 2-1       |
| Sept. 20 | * at Tennessee            | W, 3-1       |
| Sept. 25 | * #24 LSU                 | W, 3-2 (2OT) |
| Sept. 27 | * #9 FLORIDA              | W, 3-2       |

|         |                                     |             |
|---------|-------------------------------------|-------------|
| Oct. 1  | * at Alabama                        | W, 2-1 (OT) |
| Oct. 8  | * at #10 South Carolina             | L, 0-2      |
| Oct. 11 | * #17 TEXAS A&M                     | W, 2-0      |
| Oct. 16 | * at #21 Ole Miss                   | L, 0-2      |
| Oct. 23 | * KENTUCKY                          | W, 2-1      |
| Oct. 25 | * GEORGIA                           | L, 0-1      |
| Oct. 29 | * at Mississippi State              | W, 3-0      |
| Nov. 4  | vs. #16 South Carolina <sup>2</sup> | T, 2-2      |

Auburn advances 5-3 on PKs

|         |                                     |             |
|---------|-------------------------------------|-------------|
| Nov. 6  | vs. #6 Florida <sup>2</sup>         | L, 0-2      |
| Nov. 14 | SOUTHEASTERN LOUISIANA <sup>3</sup> | W, 1-0      |
| Nov. 20 | vs. #15 Texas Tech <sup>4</sup>     | W, 3-2 (OT) |
| Nov. 22 | at #1 Florida State <sup>5</sup>    | L, 0-2      |

- 1 - Auburn Soccer Classic (Auburn, Ala.)
- 2 - SEC Tournament (Orange Beach, Ala.)
- 3 - NCAA Tournament First Round (Auburn, Ala.)
- 4 - NCAA Tournament Second Round (Tallahassee, Fla.)
- 5 - NCAA Tournament Sweet 16 (Tallahassee, Fla.)



## 2016 17-7-0 (9-2-0 SEC)

**Coch:** Karen Hoppa

### NCAA Tournament Elite 8

| Date     | Opponent                | Result       |
|----------|-------------------------|--------------|
| Aug. 19  | #14 CLEMSON             | L, 0-2       |
| Aug. 21  | at South Alabama        | W, 1-0 (2OT) |
| Aug. 26  | CAL STATE FULLERTON     | W, 2-0       |
| Aug. 28  | at Samford              | W, 4-3       |
| Sept. 2  | IOWA STATE <sup>1</sup> | L, 0-1       |
| Sept. 4  | USC <sup>1</sup>        | L, 0-2       |
| Sept. 9  | * VANDERBILT            | W, 2-1       |
| Sept. 11 | BAYLOR                  | W, 1-0       |
| Sept. 18 | * #14 SOUTH CAROLINA    | L, 0-1       |
| Sept. 22 | * at #12 Florida        | W, 3-0       |
| Sept. 25 | * at Georgia            | W, 4-2       |
| Sept. 30 | * MISSOURI              | W, 1-0       |
| Oct. 6   | * at Kentucky           | W, 2-1       |
| Oct. 9   | * MISSISSIPPI STATE     | W, 3-0       |
| Oct. 14  | * #12 ARKANSAS          | W, 3-2       |
| Oct. 20  | * at LSU                | W, 2-1       |
| Oct. 23  | * at Texas A&M          | L, 1-2       |
| Oct. 27  | * TENNESSEE             | W, 3-1       |

|         |                               |        |
|---------|-------------------------------|--------|
| Nov. 2  | vs. Tennessee <sup>2</sup>    | W, 3-1 |
| Nov. 4  | vs. #19 Arkansas <sup>2</sup> | L, 1-3 |
| Nov. 12 | SOUTH ALABAMA <sup>3</sup>    | W, 4-0 |
| Nov. 18 | vs. #13 UConn <sup>4</sup>    | W, 4-1 |
| Nov. 20 | at #9 Florida <sup>4</sup>    | W, 3-1 |
| Nov. 25 | at #7 USC <sup>5</sup>        | L, 0-1 |

- 1 - Auburn Soccer Classic (Auburn, Ala.)
- 2 - SEC Tournament (Orange Beach, Ala.)
- 3 - NCAA Tournament First Round (Auburn, Ala.)
- 4 - NCAA Tournament Second and Third Rounds (Gainesville, Fla.)
- 5 - NCAA Tournament Quarterfinals (Los Angeles, Calif.)



## 2017 8-7-5 (4-2-4 SEC) **Coch:** Karen Hoppa

### NCAA Tournament Second Round

| Date     | Opponent                     | Result       |
|----------|------------------------------|--------------|
| Aug. 18  | SOUTH ALABAMA                | W, 3-0       |
| Aug. 20  | LIPSCOMB                     | T, 2-2 (2OT) |
| Aug. 25  | at #13 Clemson               | L, 1-2 (2OT) |
| Aug. 27  | NORTH DAKOTA                 | W, 2-0       |
| Sept. 1  | vs. #9 North Carolina        | L, 0-5       |
| Sept. 3  | at #13 Duke                  | L, 0-2       |
| Sept. 8  | HIGH POINT                   | W, 3-1       |
| Sept. 15 | * #22 TEXAS A&M              | W, 1-0       |
| Sept. 21 | * at #21 Tennessee           | T, 1-1 (2OT) |
| Sept. 24 | * KENTUCKY                   | W, 3-0       |
| Sept. 29 | * at Mississippi State       | T, 0-0 (2OT) |
| Oct. 5   | * ARKANSAS                   | L, 0-2       |
| Oct. 10  | * at Alabama                 | W, 4-2       |
| Oct. 15  | * #10 FLORIDA                | W, 1-0       |
| Oct. 19  | * at Ole Miss                | T, 2-2 (2OT) |
| Oct. 22  | * LSU                        | T, 0-0 (2OT) |
| Oct. 26  | * at Vanderbilt              | L, 1-2       |
| Oct. 31  | vs. #17 Florida <sup>2</sup> | L, 0-1       |
| Nov. 10  | HOFSTRA <sup>3</sup>         | W, 1-0       |
| Nov. 17  | at #1 Stanford <sup>4</sup>  | L, 0-2       |

- 1 - Auburn Soccer Classic (Auburn, Ala.)
- 2 - SEC Tournament (Orange Beach, Ala.)
- 3 - NCAA Tournament First Round (Auburn, Ala.)
- 4 - NCAA Tournament Second Round (Palo Alto, Calif.)



## ALL-TIME SERIES RESULTS BY OPPONENT

### Alabama (16-7-2)

|               |   |           |                    |
|---------------|---|-----------|--------------------|
| Oct. 12, 1994 | T | 0-0 (OT)  | Tuscaloosa, Ala.   |
| Nov. 6, 1994  | W | 2-1 (OT)  | Fayetteville, Ark. |
| Oct. 25, 1995 | W | 5-2       | Auburn             |
| Nov. 3, 1995  | L | 0-1       | Auburn             |
| Oct. 25, 1996 | L | 1-2       | Tuscaloosa, Ala.   |
| Oct. 26, 1997 | L | 2-3       | Tuscaloosa, Ala.   |
| Oct. 25, 1998 | L | 2-3       | Auburn             |
| Oct. 7, 1999  | L | 1-3       | Tuscaloosa, Ala.   |
| Oct. 29, 2000 | W | 3-0       | Auburn             |
| Nov. 2, 2001  | W | 2-1 (OT)  | Tuscaloosa, Ala.   |
| Nov. 1, 2002  | T | 0-0 (2OT) | Auburn             |
| Oct. 31, 2003 | W | 2-1       | Tuscaloosa, Ala.   |
| Oct. 29, 2004 | W | 3-1       | Auburn             |
| Oct. 28, 2005 | L | 3-6       | Tuscaloosa, Ala.   |
| Oct. 27, 2006 | W | 6-1       | Auburn             |
| Oct. 28, 2007 | W | 1-0       | Tuscaloosa, Ala.   |
| Oct. 31, 2008 | W | 4-0       | Auburn             |
| Oct. 30, 2009 | W | 2-0       | Tuscaloosa, Ala.   |
| Oct. 29, 2010 | W | 2-1 (OT)  | Auburn             |
| Oct. 18, 2011 | L | 2-3       | Tuscaloosa, Ala.   |
| Oct. 25, 2012 | W | 4-3 (2OT) | Auburn             |
| Oct. 31, 2013 | W | 1-0       | Tuscaloosa, Ala.   |
| Oct. 26, 2014 | W | 1-0 (OT)  | Auburn             |
| Oct. 1, 2015  | W | 2-1 (2OT) | Tuscaloosa, Ala.   |
| Oct. 10, 2017 | W | 4-2       | Tuscaloosa, Ala.   |

### Alabama A&M (1-0-0)

|               |   |      |        |
|---------------|---|------|--------|
| Aug. 25, 2000 | W | 11-0 | Auburn |
|---------------|---|------|--------|

### Arizona (0-1-0)

|               |   |     |               |
|---------------|---|-----|---------------|
| Sept. 5, 1998 | L | 1-2 | Laramie, Wyo. |
|---------------|---|-----|---------------|

### Arizona State (0-2-0)

|                |   |     |                   |
|----------------|---|-----|-------------------|
| Sept. 29, 2002 | L | 0-1 | Athens, Ga.       |
| Sept. 11, 2005 | L | 1-4 | Albuquerque, N.M. |

### Arkansas (15-8-2)

|                |   |           |                    |
|----------------|---|-----------|--------------------|
| Nov. 6, 1993   | L | 0-8       | Nashville, Tenn.   |
| Sept. 24, 1994 | T | 2-2 (OT)  | Fayetteville, Ark. |
| Oct. 15, 1995  | W | 4-1       | Auburn             |
| Oct. 20, 1996  | L | 1-4       | Fayetteville, Ark. |
| Oct. 17, 1997  | W | 2-1       | Auburn             |
| Oct. 16, 1998  | L | 1-3       | Fayetteville, Ark. |
| Oct. 15, 1999  | L | 0-3       | Auburn             |
| Oct. 13, 2000  | L | 2-3       | Fayetteville, Ark. |
| Oct. 19, 2001  | W | 2-0       | Auburn             |
| Oct. 18, 2002  | W | 2-1 (2OT) | Fayetteville, Ark. |

|               |   |           |                      |
|---------------|---|-----------|----------------------|
| Oct. 24, 2003 | W | 2-0       | Auburn               |
| Oct. 15, 2004 | W | 1-0       | Fayetteville, Ark.   |
| Oct. 14, 2005 | W | 2-1 (2OT) | Auburn               |
| Oct. 15, 2006 | T | 0-0 (2OT) | Fayetteville, Ark.   |
| Oct. 14, 2007 | W | 2-0       | Auburn               |
| Oct. 12, 2008 | W | 2-1       | Fayetteville, Ark.   |
| Oct. 2, 2009  | W | 2-1       | Auburn               |
| Oct. 1, 2010  | W | 3-2       | Fayetteville, Ark.   |
| Oct. 16, 2011 | W | 3-0       | Auburn               |
| Oct. 14, 2012 | L | 0-1       | Fayetteville, Ark.   |
| Oct. 25, 2013 | W | 3-1       | Auburn               |
| Oct. 19, 2014 | W | 2-1 (2OT) | Fayetteville, Ark.   |
| Oct. 14, 2016 | W | 3-2       | Auburn               |
| Nov. 4, 2016  | L | 1-3       | Orange Beach, Ala. ^ |
| Oct. 5, 2017  | L | 0-2       | Auburn               |

### Baylor (1-0-0)

|                |   |     |        |
|----------------|---|-----|--------|
| Sept. 11, 2016 | W | 1-0 | Auburn |
|----------------|---|-----|--------|

### Belmont (1-0-0)

|               |   |     |          |
|---------------|---|-----|----------|
| Nov. 14, 2008 | W | 2-0 | Auburn * |
|---------------|---|-----|----------|

### Berry (0-1-1)

|               |   |          |                  |
|---------------|---|----------|------------------|
| Oct. 28, 1994 | L | 2-3      | Mount Berry, Ga. |
| Oct. 9, 1995  | T | 1-1 (OT) | Auburn           |

### BYU (0-1-0)

|               |   |     |               |
|---------------|---|-----|---------------|
| Nov. 15, 2012 | L | 0-1 | Provo, Utah * |
|---------------|---|-----|---------------|

### Brewton-Parker (1-0-0)

|               |   |     |                 |
|---------------|---|-----|-----------------|
| Oct. 30, 1993 | W | 9-1 | Mt. Vernon, Ga. |
|---------------|---|-----|-----------------|

### California (0-2-0)

|               |   |          |                     |
|---------------|---|----------|---------------------|
| Nov. 10, 2006 | L | 1-3      | Tallahassee, Fla. * |
| Nov. 13, 2009 | L | 1-2 (OT) | Tallahassee, Fla. * |

### Cal State Fullerton (2-1-0)

|                |   |           |                     |
|----------------|---|-----------|---------------------|
| Sept. 2, 2005  | L | 1-2 (2OT) | Auburn              |
| Sept. 12, 2010 | W | 2-0       | Los Angeles, Calif. |
| Aug. 26, 2016  | W | 2-0       | Auburn              |

### Cal State Sacramento (1-0-0)

|               |   |     |                  |
|---------------|---|-----|------------------|
| Aug. 29, 1997 | W | 3-2 | Honolulu, Hawaii |
|---------------|---|-----|------------------|

### Central Florida (1-4-0)

|               |   |     |               |
|---------------|---|-----|---------------|
| Oct. 16, 1994 | L | 0-2 | Atlanta, Ga.  |
| Nov. 1, 1996  | L | 0-1 | Auburn        |
| Nov. 2, 1997  | L | 2-3 | Orlando, Fla. |





## ALL-TIME SERIES RESULTS BY OPPONENT

Nov. 15, 2002 W 2-0 Tallahassee, Fla. \*  
 Nov. 16, 2007 L 1-3 Gainesville, Fla. \*

### Charlotte (1-0-0)

Sept. 1, 2000 W 3-2 (OT) Clemson, S.C.

### Clemson (1-7-1)

Sept. 13, 1994 L 0-3 Clemson, S.C.  
 Sept. 3, 1995 L 1-2 (OT) Auburn  
 Aug. 30, 1996 L 1-3 Clemson, S.C.  
 Sept. 1, 1998 L 0-10 Auburn  
 Nov. 12, 2004 W 2-0 Auburn \*  
 Aug. 8, 2013 T 0-0 (2OT) Auburn  
 Aug. 22, 2014 L 1-2 Clemson, S.C.  
 Aug. 19, 2016 L 0-2 Auburn  
 Aug. 25, 2017 L 1-2 (2OT) Clemson, S.C.

### College of Charleston (2-0-0)

Sept. 17, 2000 W 2-0 Auburn  
 Sept. 13, 2013 W 3-0 Auburn

### Colorado (0-0-1)

Sept. 16, 2011 T 2-2 (2OT) Denver, Colo.

### Dartmouth (2-0-0)

Sept. 21, 2003 W 2-0 Hanover, N.H.  
 Sept. 1, 2006 W 1-0 (OT) Auburn

### Dayton (0-1-1)

Sept. 3, 2000 L 1-3 Clemson, S.C.  
 Aug. 28, 2009 T 1-1 Auburn

### Denver (1-0-0)

Sept. 18, 2011 W 2-1 Denver, Colo.

### Duke (1-2-0)

Sept. 18, 2009 L 1-2 (2OT) Durham, N.C.  
 Sept. 2, 2011 W 1-0 Auburn  
 Sept. 3, 2017 L 0-2 Durham, N.C.

### Evansville (1-0-0)

Sept. 1, 2002 W 3-1 Auburn

### Florida (9-17-1)

Nov. 2, 1995 T 1-1 (5-4 PKs) Auburn  
 Nov. 9, 1996 L 1-6 Lexington, Ky.  
 Oct. 31, 1997 L 0-4 Gainesville, Fla.  
 Oct. 22, 1999 L 0-2 Auburn

Oct. 22, 2000 L 0-6 Gainesville, Fla.  
 Nov. 11, 2001 L 1-2 Baton Rouge, La.  
 Oct. 27, 2002 W 1-0 Auburn  
 Oct. 5, 2003 L 0-1 (OT) Gainesville, Fla.  
 Sept. 26, 2004 W 1-0 Auburn  
 Sept. 10, 2005 L 1-2 Gainesville, Fla.  
 Nov. 3, 2005 W 2-1 Orange Beach, Ala. ^  
 Sept. 22, 2006 L 1-3 Auburn  
 Oct. 19, 2007 L 0-2 Gainesville, Fla.  
 Oct. 17, 2008 L 0-1 Auburn  
 Oct. 11, 2009 L 0-4 Gainesville, Fla.  
 Oct. 10, 2010 W 1-0 Auburn  
 Oct. 7, 2011 L 2-3 (OT) Gainesville, Fla.  
 Nov. 6, 2011 W 3-2 Orange Beach, Ala. ^  
 Sept. 16, 2012 L 1-2 (OT) Auburn  
 Nov. 4, 2012 L 0-3 Orange Beach, Ala. ^  
 Oct. 6, 2013 L 0-3 Gainesville, Fla.  
 Sept. 27, 2015 W 3-2 Auburn  
 Nov. 6, 2015 L 0-2 Orange Beach, Ala. ^  
 Sept. 22, 2016 W 3-0 Gainesville, Fla.  
 Nov. 20, 2016 W 3-1 Gainesville, Fla. \*  
 Oct. 15, 2017 W 1-0 Auburn  
 Oct. 31, 2017 L 0-1 Orange Beach, Ala. ^

### Florida Atlantic (0-1-0)

Oct. 1, 1993 L 0-5 Boca Raton, Fla.

### Florida Gulf Coast (1-0-0)

Nov. 15, 2014 W 1-0 Fort Myers, Fla. \*

### Florida State (2-10-0)

Oct. 29, 1995 W 1-0 Athens, Ga.  
 Nov. 1, 1998 L 1-6 Auburn  
 Oct. 28, 1999 L 0-4 Auburn  
 Nov. 16, 2001 L 0-1 Clemson, S.C. \*  
 Nov. 17, 2002 L 1-2 Tallahassee, Fla. \*  
 Nov. 16, 2003 L 1-2 (2OT) Tallahassee, Fla. \*  
 Sept. 15, 2007 L 0-3 Tallahassee, Fla.  
 Sept. 12, 2008 L 0-3 Auburn  
 Nov. 16, 2008 L 0-1 Auburn \*  
 Sept. 3, 2010 W 3-2 (2OT) Auburn  
 Aug. 25, 2013 L 1-4 Tallahassee, Fla.  
 Nov. 22, 2015 L 0-2 Tallahassee, Fla. \*

### Furman (5-0-0)

Oct. 1, 1994 W 4-0 Auburn  
 Sept. 5, 2002 W 2-0 Greenville, S.C.  
 Aug. 27, 2004 W 3-0 Auburn



## ALL-TIME SERIES RESULTS BY OPPONENT

Aug. 24, 2014 W 2-1 Greenville, S.C.  
 Aug. 30, 2015 W 2-0 Auburn

### George Washington (1-0-0)

Sept. 17, 1999 W 2-1 Auburn

### Georgia (8-11-3)

Sept. 10, 1995 L 0-1 Auburn  
 Oct. 20, 1995 L 1-2 Athens, Ga.  
 Sept. 14, 1997 W 1-0 Auburn  
 Sept. 18, 1998 L 1-4 Athens, Ga.  
 Sept. 12, 1999 L 0-4 Athens, Ga.  
 Oct. 7, 2001 L 0-1 Auburn  
 Nov. 8, 2001 W 3-2 Baton Rouge, La.  
 Oct. 6, 2002 W 1-0 Athens, Ga.  
 Nov. 6, 2003 L 1-2 (2OT) Orange Beach, Ala. ^  
 Oct. 24, 2004 T 1-1 (2OT) Athens, Ga.  
 Oct. 23, 2005 L 0-1 Auburn  
 Oct. 20, 2006 L 2-3 (OT) Athens, Ga.  
 Oct. 25, 2007 L 2-3 Auburn  
 Oct. 23, 2008 W 1-0 Athens, Ga.  
 Oct. 25, 2009 W 2-0 Auburn  
 Oct. 24, 2010 W 2-1 Athens, Ga.  
 Nov. 4, 2010 L 1-2 (2OT) Orange Beach, Ala. ^  
 Oct. 20, 2011 T 0-0 (2OT) Auburn  
 Oct. 12, 2012 W 1-0 Athens, Ga.  
 Oct. 11, 2013 T 0-0 (2OT) Auburn  
 Oct. 25, 2015 L 0-1 Auburn  
 Sept. 25, 2016 W 4-2 Athens, Ga.

### Georgia Southern (2-1-0)

Oct. 7, 1993 L 1-2 Statesboro, Ga.  
 Sept. 27, 1994 W 5-1 Auburn  
 Aug. 31, 2014 W 3-0 Auburn

### Georgia State (4-0-0)

Oct. 15, 1994 W 5-1 Atlanta, Ga.  
 Sept. 4, 1996 W 4-0 Auburn  
 Aug. 31, 2001 W 3-0 Auburn  
 Aug. 17, 2012 W 1-0 Auburn

### Grambling State (1-0-0)

Aug. 22, 2008 W 9-0 Auburn

### Harvard (0-0-1)

Sept. 19, 2003 T 0-0 (2OT) Hanover, N.H.

### Hawaii (0-1-1)

Sept. 1, 1997 T 2-2 Honolulu, Hawaii  
 Sept. 3, 2007 L 1-2 (OT) Honolulu, Hawaii

### High Point (2-0-0)

Aug. 19, 2012 W 4-1 Auburn  
 Sept. 8, 2017 W 3-1 Auburn

### Hofstra (1-0-0)

Nov. 10, 2017 W 1-0 Auburn \*

### Houston (0-1-0)

Sept. 5, 1999 L 1-5 Houston, Texas

### Huntingdon (0-1-1)

Sept. 29, 1993 T 0-0 (OT) Montgomery, Ala.  
 Oct. 27, 1993 L 0-1 Auburn

### Illinois (1-1-0)

Sept. 7, 2003 W 2-1 (OT) Auburn  
 Sept. 10, 2006 L 0-1 Champaign, Ill.

### Indiana (0-1-0)

Sept. 11, 2004 L 0-1 Miami, Fla.

### Iowa State (0-1-0)

Sept. 2, 2016 L 0-1 Auburn

### Jacksonville State (5-2-0)

Sept. 30, 1995 W 5-1 Auburn  
 Oct. 15, 1996 W 5-1 Jacksonville, Ala.  
 Oct. 28, 1997 W 3-2 Auburn  
 Oct. 1, 1998 L 1-2 Jacksonville, Ala.  
 Sept. 21, 1999 L 0-1 Auburn  
 Sept. 15, 2000 W 3-1 Jacksonville, Ala.  
 Aug. 27, 2006 W 4-0 Auburn

### Kansas (0-2-1)

Sept. 19, 2004 L 0-1 (2OT) Auburn  
 Sept. 1, 2007 T 1-1 (2OT) Honolulu, Hawaii  
 Aug. 31, 2008 L 1-2 Lawrence, Kan.

### Kennesaw State (4-0-0)

Aug. 19, 2005 W 2-1 Auburn  
 Aug/ 19, 2006 W 4-2 Kennesaw, Ga.  
 Sept. 4, 2009 W 3-1 Auburn  
 Aug. 28, 2011 W 4-0 Auburn



## ALL-TIME SERIES RESULTS BY OPPONENT

### Kentucky (11-11-3)

|                |   |           |                      |
|----------------|---|-----------|----------------------|
| Sept. 18, 1993 | L | 0-2       | Nashville, Tenn.     |
| Sept. 9, 1994  | W | 1-0       | Auburn               |
| Sept. 29, 1996 | L | 0-5       | Lexington, Ky.       |
| Nov. 8, 1996   | W | 2-1       | Lexington, Ky.       |
| Nov. 6, 1997   | L | 0-2       | Gainesville, Fla.    |
| Sept. 13, 1998 | L | 0-3       | Lexington, Ky.       |
| Oct. 1, 2000   | L | 1-3       | Auburn               |
| Oct. 28, 2001  | L | 1-3       | Lexington, Ky.       |
| Oct. 12, 2003  | T | 1-1 (2OT) | Auburn               |
| Oct. 3, 2004   | W | 3-0       | Lexington, Ky.       |
| Oct. 2, 2005   | W | 2-1       | Auburn               |
| Nov. 4, 2005   | W | 2-0       | Orange Beach, Ala. ^ |
| Sept. 29, 2006 | W | 1-0 (OT)  | Lexington, Ky.       |
| Sept. 28, 2007 | W | 4-1       | Auburn               |
| Sept. 26, 2008 | T | 0-0 (2OT) | Lexington, Ky.       |
| Oct. 18, 2009  | L | 1-2       | Auburn               |
| Oct. 17, 2010  | T | 1-1 (2OT) | Lexington, Ky.       |
| Sept. 23, 2011 | W | 4-1       | Auburn               |
| Oct. 21, 2012  | L | 1-2       | Lexington, Ky.       |
| Sept. 20, 2013 | L | 0-1       | Auburn               |
| Sept. 28, 2014 | L | 1-2       | Lexington, Ky.       |
| Nov. 5, 2014   | L | 1-2       | Orange Beach, Ala. ^ |
| Oct. 23, 2015  | W | 2-1       | Auburn               |
| Oct. 6, 2016   | W | 2-1       | Lexington, Ky.       |
| Sept. 24, 2017 | W | 3-0       | Auburn               |

### LaGrange College (2-0-0)

|                |   |     |               |
|----------------|---|-----|---------------|
| Sept. 25, 1993 | W | 6-0 | Auburn        |
| Oct. 13, 1993  | W | 6-0 | LaGrange, Ga. |

### Lipscomb (0-0-1)

|               |   |     |        |
|---------------|---|-----|--------|
| Aug. 20, 2017 | T | 2-2 | Auburn |
|---------------|---|-----|--------|

### Louisiana-Lafayette (1-0-0)

|                |   |     |        |
|----------------|---|-----|--------|
| Sept. 23, 2007 | W | 2-0 | Auburn |
|----------------|---|-----|--------|

### Long Beach State (1-1-0)

|                |   |           |                    |
|----------------|---|-----------|--------------------|
| Sept. 15, 2013 | L | 1-2 (OT)  | Auburn             |
| Aug. 23, 2015  | W | 1-0 (2OT) | Long Beach, Calif. |

### LSU (17-8-2)

|               |   |     |                  |
|---------------|---|-----|------------------|
| Oct. 12, 1995 | L | 1-2 | Baton Rouge, La. |
| Oct. 18, 1996 | W | 5-2 | Auburn           |
| Oct. 19, 1997 | W | 7-1 | Auburn           |
| Oct. 18, 1998 | L | 0-2 | Baton Rouge, La. |
| Oct. 17, 1999 | W | 3-0 | Auburn           |
| Oct. 15, 2000 | L | 0-1 | Baton Rouge, La. |

|                |   |           |                      |
|----------------|---|-----------|----------------------|
| Oct. 21, 2001  | W | 2-0       | Auburn               |
| Oct. 20, 2002  | W | 3-2       | Baton Rouge, La.     |
| Nov. 7, 2002   | L | 0-1       | Oxford, Miss.        |
| Oct. 26, 2003  | W | 2-0       | Auburn               |
| Oct. 17, 2004  | W | 2-1       | Baton Rouge, La.     |
| Oct. 16, 2005  | W | 2-0       | Auburn               |
| Oct. 13, 2006  | W | 2-1       | Baton Rouge, La.     |
| Oct. 12, 2007  | W | 2-0       | Auburn               |
| Nov. 7, 2007   | T | 2-2       | Orange Beach, Ala. ^ |
| Oct. 10, 2008  | L | 1-2 (OT)  | Baton Rouge, La.     |
| Oct. 4, 2009   | L | 0-2       | Auburn               |
| Nov. 6, 2009   | L | 0-1       | Orange Beach, Ala. ^ |
| Oct. 3, 2010   | L | 1-2       | Baton Rouge, La.     |
| Oct. 14, 2011  | W | 3-1       | Auburn               |
| Nov. 2, 2011   | W | 3-0       | Orange Beach, Ala. ^ |
| Sept. 21, 2012 | W | 3-1       | Baton Rouge, La.     |
| Nov. 4, 2013   | W | 1-0 (OT)  | Orange Beach, Ala. ^ |
| Oct. 30, 2014  | W | 2-0       | Baton Rouge, La.     |
| Sept. 25, 2015 | W | 3-2 (2OT) | Auburn               |
| Oct. 20, 2016  | W | 2-1       | Baton Rouge, La.     |
| Oct. 22, 2017  | T | 0-0 (2OT) | Auburn               |

### Lynn University (0-1-0)

|                |   |     |        |
|----------------|---|-----|--------|
| Sept. 28, 1995 | L | 0-2 | Auburn |
|----------------|---|-----|--------|

### Massachusetts (1-0-0)

|                |   |     |                |
|----------------|---|-----|----------------|
| Sept. 22, 2002 | W | 6-2 | Amherst, Mass. |
|----------------|---|-----|----------------|

### Marquette (2-1-0)

|                |   |     |                  |
|----------------|---|-----|------------------|
| Sept. 10, 2000 | W | 3-1 | Birmingham, Ala. |
| Sept. 14, 2008 | W | 1-0 | Auburn           |
| Aug. 27, 2010  | L | 0-3 | Milwaukee, Wis.  |

### Maryland (0-1-0)

|               |   |     |                     |
|---------------|---|-----|---------------------|
| Nov. 18, 2011 | L | 0-1 | Stillwater, Okla. * |
|---------------|---|-----|---------------------|

### Memphis (1-0-0)

|               |   |     |               |
|---------------|---|-----|---------------|
| Sept. 5, 2014 | W | 3-0 | Oxford, Miss. |
|---------------|---|-----|---------------|

### Mercer (6-0-0)

|                |   |     |            |
|----------------|---|-----|------------|
| Oct. 7, 1996   | W | 1-0 | Auburn     |
| Sept. 9, 1997  | W | 3-1 | Macon, Ga. |
| Oct. 4, 1998   | W | 3-2 | Auburn     |
| Oct. 11, 1999  | W | 5-0 | Macon, Ga. |
| Sept. 26, 2000 | W | 4-0 | Auburn     |
| Sept. 6, 2013  | W | 3-0 | Auburn     |





## ALL-TIME SERIES RESULTS BY OPPONENT

### Miami (1-1-0)

|                |   |     |             |
|----------------|---|-----|-------------|
| Sept. 10, 2004 | W | 2-1 | Miami, Fla. |
| Sept. 16, 2005 | L | 1-2 | Auburn      |

### Middle Tennessee (2-0-0)

|                |   |     |        |
|----------------|---|-----|--------|
| Sept. 13, 2002 | W | 5-0 | Auburn |
| Aug. 26, 2011  | W | 4-1 | Auburn |

### Milwaukee (2-0-0)

|                |   |     |                 |
|----------------|---|-----|-----------------|
| Aug. 29, 2010  | W | 2-1 | Milwaukee, Wis. |
| Sept. 14, 2014 | W | 2-0 | Auburn          |

### Minnesota (1-1-0)

|               |   |     |                    |
|---------------|---|-----|--------------------|
| Sept. 7, 1996 | L | 0-2 | Minneapolis, Minn. |
| Sept. 7, 2014 | W | 3-1 | Oxford, Miss.      |

### Mississippi State (16-4-2)

|                |   |           |                   |
|----------------|---|-----------|-------------------|
| Sept. 24, 1995 | W | 4-0       | Auburn            |
| Sept. 15, 1996 | T | 1-1 (OT)  | Auburn            |
| Sept. 28, 1997 | L | 0-1       | Starkville, Miss. |
| Sept. 25, 1998 | W | 2-1 (OT)  | Auburn            |
| Sept. 26, 1999 | L | 0-1       | Starkville, Miss. |
| Oct. 6, 2000   | W | 3-0       | Auburn            |
| Oct. 12, 2001  | L | 1-2 (2OT) | Starkville, Miss. |
| Oct. 11, 2002  | W | 2-0       | Auburn            |
| Oct. 17, 2003  | W | 1-0       | Starkville, Miss. |
| Oct. 8, 2004   | W | 3-0       | Auburn            |
| Oct. 7, 2005   | W | 5-0       | Starkville, Miss. |
| Oct. 8, 2006   | W | 6-0       | Auburn            |
| Oct. 7, 2007   | W | 1-0       | Starkville, Miss. |
| Oct. 5, 2008   | W | 6-0       | Auburn            |
| Sept. 25, 2009 | W | 5-1       | Starkville, Miss. |
| Sept. 24, 2010 | W | 3-1       | Auburn            |
| Oct. 2, 2011   | L | 0-2       | Starkville, Miss. |
| Oct. 5, 2012   | W | 2-0       | Auburn            |
| Oct. 23, 2014  | W | 2-0       | Auburn            |
| Oct. 29, 2015  | W | 3-0       | Starkville, Miss. |
| Oct. 9, 2016   | W | 3-0       | Auburn            |
| Sept. 29, 2017 | T | 0-0       | Starkville, Miss. |

### Missouri (2-4-1)

|                |   |           |               |
|----------------|---|-----------|---------------|
| Aug. 29, 2008  | L | 0-1       | Columbia, Mo. |
| Sept. 11, 2009 | L | 1-2       | Auburn        |
| Sept. 14, 2012 | L | 0-2       | Auburn        |
| Oct. 20, 2013  | T | 1-1 (2OT) | Columbia, Mo. |
| Oct. 10, 2014  | W | 3-2       | Auburn        |
| Sept. 11, 2015 | L | 1-2       | Columbia, Mo. |
| Sept. 30, 2016 | W | 1-0       | Auburn        |

### Mobile (1-0-1)

|                |   |          |              |
|----------------|---|----------|--------------|
| Sept. 14, 1993 | T | 2-2 (OT) | Mobile, Ala. |
| Sept. 3, 1994  | W | 2-1      | Auburn       |

### New Mexico (1-1-1)

|                |   |           |                    |
|----------------|---|-----------|--------------------|
| Sept. 6, 1996  | L | 2-3       | Minneapolis, Minn. |
| Sept. 27, 2002 | W | 2-0       | Auburn             |
| Sept. 9, 2005  | T | 0-0 (2OT) | Albuquerque, N.M.  |

### Nicholls State (1-0-0)

|               |   |     |        |
|---------------|---|-----|--------|
| Aug. 27, 2000 | W | 8-0 | Auburn |
|---------------|---|-----|--------|

### North Carolina (0-2-1)

|                |   |           |              |
|----------------|---|-----------|--------------|
| Sept. 28, 2001 | L | 0-2       | Auburn       |
| Sept. 20, 2009 | T | 0-0 (2OT) | Durham, N.C. |
| Sept. 1, 2017  | L | 0-5       | Durham, N.C. |

### North Carolina State (0-1-0)

|               |   |     |             |
|---------------|---|-----|-------------|
| Oct. 27, 1995 | L | 0-3 | Athens, Ga. |
|---------------|---|-----|-------------|

### North Dakota (1-0-0)

|               |   |     |        |
|---------------|---|-----|--------|
| Aug. 27, 2017 | W | 2-0 | Auburn |
|---------------|---|-----|--------|

### Oklahoma State (1-0-0)

|               |   |     |                    |
|---------------|---|-----|--------------------|
| Nov. 14, 2003 | W | 1-0 | Tallahassee, Fla.* |
|---------------|---|-----|--------------------|

### Old Dominion (2-0-0)

|               |   |     |                |
|---------------|---|-----|----------------|
| Oct. 29, 1994 | W | 3-0 | Mt. Berry, Ga. |
| Sept. 6, 2015 | W | 1-0 | Auburn         |

### Ole Miss (11-11-3)

|                |   |           |                  |
|----------------|---|-----------|------------------|
| Sept. 22, 1995 | W | 3-1       | Auburn           |
| Sept. 13, 1996 | W | 5-0       | Auburn           |
| Sept. 26, 1997 | W | 1-0       | Oxford, Miss.    |
| Sept. 27, 1998 | W | 2-1 (OT)  | Auburn           |
| Sept. 24, 1999 | L | 1-6       | Oxford, Miss.    |
| Oct. 8, 2000   | L | 0-4       | Auburn           |
| Oct. 14, 2001  | L | 0-1       | Oxford, Miss.    |
| Nov. 9, 2001   | W | 2-1       | Baton Rouge, La. |
| Oct. 13, 2002  | W | 3-1       | Auburn           |
| Oct. 19, 2003  | W | 2-1       | Oxford, Miss.    |
| Oct. 10, 2004  | W | 2-1 (OT)  | Auburn           |
| Nov. 4, 2004   | L | 0-3       | Auburn ^         |
| Oct. 9, 2005   | L | 0-1 (2OT) | Oxford, Miss.    |
| Oct. 6, 2006   | T | 0-0 (2OT) | Auburn           |
| Oct. 5, 2007   | L | 1-2 (2OT) | Oxford, Miss.    |
| Oct. 3, 2008   | L | 1-3       | Auburn           |
| Sept. 27, 2009 | L | 2-3 (2OT) | Oxford, Miss.    |



## ALL-TIME SERIES RESULTS BY OPPONENT

|                |   |           |                      |
|----------------|---|-----------|----------------------|
| Nov. 4, 2009   | W | 2-1       | Orange Beach, Ala. ^ |
| Sept. 26, 2010 | L | 1-2       | Auburn               |
| Sept. 30, 2011 | W | 3-2       | Oxford, Miss.        |
| Sept. 30, 2012 | W | 1-0       | Auburn               |
| Sept. 29, 2013 | L | 0-7       | Oxford, Miss.        |
| Oct. 3, 2014   | T | 2-2 (2OT) | Auburn               |
| Oct. 16, 2015  | L | 0-2       | Oxford, Miss.        |
| Oct. 19, 2017  | T | 2-2 (2OT) | Oxford, Miss.        |

### Oral Roberts (1-0-0)

|                |   |     |                    |
|----------------|---|-----|--------------------|
| Sept. 23, 1994 | W | 2-0 | Fayetteville, Ark. |
|----------------|---|-----|--------------------|

### Oregon (0-1-0)

|              |   |     |              |
|--------------|---|-----|--------------|
| Oct. 1, 1999 | L | 0-4 | Eugene, Ore. |
|--------------|---|-----|--------------|

### Pepperdine (0-2-0)

|                |   |     |                   |
|----------------|---|-----|-------------------|
| Sept. 12, 2003 | L | 0-4 | Las Vegas, Nevada |
| Sept. 24, 2012 | L | 1-2 | Malibu, Calif.    |

### Piedmont College (1-0-0)

|               |   |     |               |
|---------------|---|-----|---------------|
| Oct. 17, 1993 | W | 6-1 | Demorest, Ga. |
|---------------|---|-----|---------------|

### Pittsburgh (1-0-1)

|                |   |           |                 |
|----------------|---|-----------|-----------------|
| Sept. 23, 2001 | T | 0-0 (2OT) | Pittsburgh, Pa. |
| Sept. 9, 2007  | W | 3-0       | Auburn          |

### Portland State (2-0-0)

|               |   |          |                 |
|---------------|---|----------|-----------------|
| Oct. 3, 1999  | W | 3-2 (OT) | Portland, Ore.  |
| Sept. 8, 2006 | W | 3-1      | Champaign, Ill. |

### Rhode Island (1-1-0)

|                |   |     |                |
|----------------|---|-----|----------------|
| Sept. 20, 2002 | L | 1-2 | Amherst, Mass. |
| Sept. 4, 2005  | W | 3-0 | Auburn         |

### Rice (1-1-0)

|                |   |     |                |
|----------------|---|-----|----------------|
| Sept. 28, 2003 | W | 2-0 | Auburn         |
| Aug. 26, 2005  | L | 1-2 | Houston, Texas |

### St. Louis (1-0-0)

|               |   |     |                      |
|---------------|---|-----|----------------------|
| Sept. 7, 2001 | W | 2-1 | Charlottesville, Va. |
|---------------|---|-----|----------------------|

### St. Mary's (1-0-0)

|               |   |     |                  |
|---------------|---|-----|------------------|
| Aug. 31, 1997 | W | 3-2 | Honolulu, Hawaii |
|---------------|---|-----|------------------|

### Samford (10-2-1)

|                |   |     |                  |
|----------------|---|-----|------------------|
| Sept. 26, 2003 | W | 1-0 | Auburn           |
| Sept. 2, 2004  | W | 3-0 | Birmingham, Ala. |
| Sept. 15, 2006 | W | 3-1 | Auburn           |

|                |   |           |                  |
|----------------|---|-----------|------------------|
| Sept. 21, 2007 | W | 3-0       | Birmingham, Ala. |
| Sept. 19, 2008 | W | 3-0       | Auburn           |
| Aug. 23, 2009  | T | 0-0 (2OT) | Birmingham, Ala. |
| Sept. 17, 2010 | W | 2-0       | Auburn           |
| Sept. 9, 2011  | W | 4-2       | Birmingham, Ala. |
| Aug. 31, 2012  | W | 2-0       | Auburn           |
| Aug. 30, 2013  | L | 0-1       | Birmingham, Ala. |
| Sept. 12, 2014 | L | 1-2       | Auburn           |
| Sept. 4, 2015  | W | 2-0       | Auburn           |
| Aug. 28, 2016  | W | 4-3       | Birmingham, Ala. |

### South Alabama (13-1-0)

|                |   |           |                   |
|----------------|---|-----------|-------------------|
| Sept. 17, 1994 | W | 4-2 (OT)  | Panama City, Fla. |
| Oct. 19, 1994  | L | 0-1       | Mobile, Ala.      |
| Sept. 2, 1995  | W | 3-0       | Auburn            |
| Nov. 3, 1996   | W | 2-0       | Mobile, Ala.      |
| Oct. 9, 1997   | W | 4-0       | Auburn            |
| Oct. 21, 1998  | W | 4-0       | Auburn            |
| Sept. 15, 1999 | W | 7-2       | Mobile, Ala.      |
| Oct. 27, 2000  | W | 1-0       | Auburn            |
| Sept. 15, 2002 | W | 4-0       | Auburn            |
| Aug. 30, 2009  | W | 3-0       | Auburn            |
| Sept. 13, 2015 | W | 2-1       | Auburn            |
| Aug. 21, 2016  | W | 1-0 (2OT) | Mobile, Ala.      |
| Nov. 12, 2016  | W | 4-0       | Auburn *          |
| Aug. 18, 2017  | W | 3-0       | Auburn            |

### South Carolina (6-11-4)

|                |   |               |                      |
|----------------|---|---------------|----------------------|
| Oct. 22, 1995  | W | 2-1           | Columbia, S.C.       |
| Oct. 27, 1996  | T | 1-1 (OT)      | Auburn               |
| Sept. 20, 1998 | L | 1-5           | Auburn               |
| Oct. 20, 1999  | L | 0-1           | Auburn               |
| Oct. 20, 2000  | W | 3-2 (OT)      | Columbia, S.C.       |
| Oct. 25, 2002  | T | 1-1 (2OT)     | Auburn               |
| Oct. 3, 2003   | T | 0-0 (2OT)     | Columbia, S.C.       |
| Sept. 24, 2004 | W | 1-0           | Auburn               |
| Sept. 23, 2005 | W | 1-0           | Columbia, S.C.       |
| Sept. 24, 2006 | L | 0-1           | Auburn               |
| Oct. 25, 2007  | L | 0-1           | Columbia, S.C.       |
| Oct. 19, 2008  | W | 2-0           | Auburn               |
| Oct. 9, 2009   | L | 0-1 (OT)      | Columbia, S.C.       |
| Oct. 8, 2010   | L | 1-3           | Auburn               |
| Oct. 9, 2011   | L | 1-3           | Columbia, S.C.       |
| Sept. 28, 2012 | W | 4-2           | Auburn               |
| Sept. 27, 2013 | L | 1-2           | Columbia, S.C.       |
| Sept. 21, 2014 | L | 2-1 (OT)      | Auburn               |
| Oct. 8, 2015   | L | 0-2           | Columbia, S.C.       |
| Nov. 4, 2015   | T | 2-2 (5-3 PKs) | Orange Beach, Ala. ^ |



## ALL-TIME SERIES RESULTS BY OPPONENT

Sept. 18, 2016 L 0-1 Auburn

### South Florida (0-1-0)

Nov. 12, 2010 L 1-3 Tallahassee, Fla. \*

### SMU (0-1-0)

Sept. 22, 1996 L 1-2 Auburn

### Southeastern Louisiana (1-0-0)

Nov. 14, 2015 W 1-0 Auburn \*

### Southeast Mo. State (1-0-0)

Sept. 5, 2003 W 2-0 Auburn

### Southern Miss (1-0-0)

Sept. 22, 2013 W 6-0 Auburn

### Southern Cal (0-3-0)

Sept. 10, 2010 L 0-1 (OT) Los Angeles, Calif.

Sept. 4, 2016 L 0-2 Auburn

Nov. 25, 2016 L 0-1 Los Angeles, Calif. \*

### Spring Hill (2-0-0)

Sept. 11, 1993 W 4-0 Auburn

Oct. 24, 1993 W 2-0 Mobile, Ala.

### Stanford (0-2-0)

Sept. 5, 2008 L 0-3 Athens, Ga.

Nov. 17, 2017 L 0-2 Palo Alto, Calif. \*

### Stetson (1-0-0)

Sept. 18, 1994 W 5-1 Panama City, Fla.

### Tennessee (9-11-4)

Sept. 12, 1997 L 2-3 Auburn

Sept. 10, 1999 L 1-5 Knoxville, Tenn.

Oct. 5, 2001 W 2-1 Auburn

Oct. 4, 2002 L 2-4 Knoxville, Tenn.

Oct. 22, 2004 W 2-1 Auburn

Oct. 21, 2005 L 0-1 Knoxville, Tenn.

Nov. 6, 2005 L 0-1 Orange Beach, Ala. ^

Oct. 22, 2006 W 2-1 (2OT) Auburn

Nov. 1, 2006 L 2-5 Orange Beach, Ala. ^

Oct. 28, 2007 L 0-3 Knoxville, Tenn.

Oct. 26, 2008 W 2-1 (2OT) Auburn

Nov. 5, 2008 L 1-2 Orange Beach, Ala. ^

Oct. 22, 2009 W 3-1 Knoxville, Tenn.

Oct. 21, 2010 L 0-1 Auburn

Oct. 23, 2011 L 0-2 Knoxville, Tenn.

Nov. 4, 2011 W 2-0 Orange Beach, Ala. ^

Oct. 7, 2012 L 0-1 Auburn

Oct. 31, 2012 T 0-0 Orange Beach, Ala. ^

Oct. 18, 2013 T 1-1 (2OT) Knoxville, Tenn.

Oct. 5, 2014 T 0-0 (2OT) Auburn

Sept. 20, 2015 W 3-1 Knoxville, Tenn.

Oct. 27, 2016 W 3-1 Auburn

Nov. 2, 2016 W 3-1 Orange Beach, Ala. ^

Sept. 21, 2017 T 1-1 Knoxville, Tenn.

### Tennessee Tech (1-0-0)

Aug. 20, 2010 W 4-0 Auburn

### Texas (2-2-2)

Oct. 7, 1994 T 2-2 (OT) Auburn

Sept. 15, 1995 W 2-1 Austin, Texas

Sept. 20, 1996 T 3-3 (OT) Auburn

Oct. 5, 1997 L 0-4 Auburn

Aug. 28, 2005 L 0-2 Austin, Texas

Aug. 25, 2006 W 1-0 Auburn

### Texas A&M (3-5-0)

Sept. 23, 2012 L 0-2 College Station, Texas

Nov. 2, 2012 W 2-0 Orange Beach, Ala. ^

Oct. 4, 2013 L 1-3 Auburn

Nov. 6, 2013 L 0-1 Orange Beach, Ala. ^

Oct. 17, 2014 L 1-3 College Station, Texas

Oct. 11, 2015 W 2-0 Auburn

Oct. 23, 2016 L 1-2 College Station, Texas

Sept. 15, 2017 W 1-0 Auburn

### Texas Christian (1-0-0)

Sept. 17, 1995 W 4-0 Austin, Texas

### Texas State (1-0-0)

Sept. 3, 1999 W 4-0 San Marcos, Texas

### Texas Tech (3-1-0)

Sept. 13, 2009 W 3-2 Auburn

Sept. 8, 2012 W 2-1 Auburn

Nov. 21, 2014 L 1-2 Gainesville, Fla. \*

Nov. 20, 2015 W 3-2 (OT) Tallahassee, Fla. \*

### Troy (3-0-0)

Sept. 23, 1997 W 5-1 Troy, Ala.

Sept. 7, 2007 W 1-0 Auburn

Sept. 8, 2013 W 3-0 Auburn





## ALL-TIME SERIES RESULTS BY OPPONENT

### UAB (6-4-0)

|                |   |          |                  |
|----------------|---|----------|------------------|
| Oct. 10, 1996  | L | 2-3 (OT) | Birmingham, Ala. |
| Oct. 24, 1997  | L | 1-2      | Auburn           |
| Oct. 8, 1998   | L | 0-2      | Birmingham, Ala. |
| Oct. 31, 1999  | L | 0-3      | Auburn           |
| Sept. 22, 2000 | W | 2-0      | Birmingham, Ala. |
| Sept. 8, 2002  | W | 3-0      | Auburn           |
| Aug. 29, 2003  | W | 3-0      | Birmingham, Ala. |
| Aug. 29, 2004  | W | 3-1      | Auburn           |
| Aug. 24, 2008  | W | 1-0      | Auburn           |
| Aug. 28, 2015  | W | 4-0      | Auburn           |

### UC Irvine (2-1-0)

|               |   |     |                |
|---------------|---|-----|----------------|
| Aug. 26, 2012 | L | 0-1 | Irvine, Calif. |
| Aug. 29, 2014 | W | 3-0 | Auburn         |
| Aug. 23, 2015 | W | 1-0 | Irvine, Calif. |

### UConn (1-0-0)

|               |   |     |                     |
|---------------|---|-----|---------------------|
| Nov. 18, 2016 | W | 4-1 | Gainesville, Fla. * |
|---------------|---|-----|---------------------|

### UNLV (1-0-0)

|                |   |     |                 |
|----------------|---|-----|-----------------|
| Sept. 14, 2003 | W | 4-0 | Las Vegas, Nev. |
|----------------|---|-----|-----------------|

### UT-Chattanooga (1-0-0)

|               |   |     |        |
|---------------|---|-----|--------|
| Sept. 2, 2001 | W | 6-0 | Auburn |
|---------------|---|-----|--------|

### Utah State (1-0-0)

|               |   |     |         |
|---------------|---|-----|---------|
| Nov. 12, 2011 | W | 2-1 | Auburn* |
|---------------|---|-----|---------|

### UTEP (1-0-0)

|               |   |     |                  |
|---------------|---|-----|------------------|
| Sept. 8, 2000 | W | 4-2 | Birmingham, Ala. |
|---------------|---|-----|------------------|

### Vanderbilt (10-7-4)

|                |   |           |                    |
|----------------|---|-----------|--------------------|
| Sept. 18, 1993 | L | 1-4       | Nashville, Tenn.   |
| Sept. 4, 1994  | L | 0-5       | Auburn             |
| Nov. 7, 1994   | L | 0-4       | Fayetteville, Ark. |
| Sept. 27, 1996 | W | 2-1       | Nashville, Tenn.   |
| Sept. 11, 1998 | L | 0-6       | Nashville, Tenn.   |
| Sept. 29, 2000 | L | 2-3 (OT)  | Auburn             |
| Oct. 26, 2001  | W | 2-1       | Nashville, Tenn.   |
| Oct. 10, 2003  | W | 3-2       | Auburn             |
| Oct. 1, 2004   | T | 1-1 (2OT) | Nashville, Tenn.   |
| Sept. 30, 2005 | L | 0-1       | Auburn             |
| Oct. 1, 2006   | T | 0-0 (2OT) | Nashville, Tenn.   |
| Sept. 30, 2007 | W | 2-1       | Auburn             |
| Sept. 28, 2008 | W | 3-2       | Nashville, Tenn.   |
| Oct. 16, 2009  | W | 3-0       | Auburn             |

|                |   |           |                  |
|----------------|---|-----------|------------------|
| Oct. 15, 2010  | T | 1-1 (2OT) | Nashville, Tenn. |
| Sept. 25, 2011 | W | 3-0       | Auburn           |
| Oct. 19, 2012  | W | 4-1       | Nashville, Tenn. |
| Oct. 27, 2013  | W | 2-1       | Auburn           |
| Sept. 26, 2014 | T | 0-0 (2OT) | Nashville, Tenn. |
| Sept. 9, 2016  | W | 2-1       | Auburn           |
| Oct. 26, 2017  | L | 1-2       | Nashville, Tenn. |

### Virginia (1-0-1)

|               |   |           |                      |
|---------------|---|-----------|----------------------|
| Sept. 9, 2001 | W | 1-0       | Charlottesville, Va. |
| Sept. 7, 2008 | T | 1-1 (2OT) | Athens, Ga.          |

### Wake Forest (1-2-0)

|                |   |     |                     |
|----------------|---|-----|---------------------|
| Sept. 11, 1994 | W | 3-1 | Winston-Salem, N.C. |
| Oct. 3, 1997   | L | 0-2 | Auburn              |
| Aug. 19, 2011  | L | 1-4 | Auburn              |

### Washington (1-1-0)

|               |   |     |                  |
|---------------|---|-----|------------------|
| Nov. 14, 2004 | L | 0-1 | Auburn *         |
| Nov. 9, 2012  | W | 2-1 | Seattle, Wash. * |

### West Florida (1-0-1)

|               |   |        |                 |
|---------------|---|--------|-----------------|
| Oct. 3, 1993  | W | 5-0    | Auburn          |
| Oct. 23, 1993 | T | 2-2 OT | Pensacola, Fla. |

### West Virginia (1-1-0)

|                |   |          |                  |
|----------------|---|----------|------------------|
| Sept. 21, 2001 | L | 1-2 (OT) | Morgantown, W.V. |
| Aug. 30, 2002  | W | 2-0      | Auburn           |

### Western Carolina (1-0-0)

|               |   |     |        |
|---------------|---|-----|--------|
| Sept. 5, 2010 | W | 3-0 | Auburn |
|---------------|---|-----|--------|

### William & Mary (2-1-0)

|               |   |           |                   |
|---------------|---|-----------|-------------------|
| Sept. 5, 2004 | W | 2-1       | Williamsburg, Va. |
| Sept. 3, 2006 | W | 2-1 (2OT) | Auburn            |
| Sept. 2, 2012 | L | 0-2       | Auburn            |

### Wright State (1-0-0)

|               |   |     |        |
|---------------|---|-----|--------|
| Sept. 4, 2011 | W | 1-0 | Auburn |
|---------------|---|-----|--------|

### Wofford (1-0-0)

|              |   |     |        |
|--------------|---|-----|--------|
| Oct. 1, 1995 | W | 5-0 | Auburn |
|--------------|---|-----|--------|

### Wyoming (2-0-0)

|               |   |     |               |
|---------------|---|-----|---------------|
| Sept. 7, 1997 | W | 7-0 | Auburn        |
| Sept. 6, 1998 | W | 2-0 | Laramie, Wyo. |

^ - SEC Tournament

\* - NCAA Tournament



## ALL-TIME SERIES RESULTS BY CONFERENCE

### SEC (133-114-31)

Home: 73-36-12 // Away: 46-60-16 // Neutral: 12-19-3

| Opponent          | Overall | Home   | Away  | Neutral |
|-------------------|---------|--------|-------|---------|
| Alabama           | 16-7-2  | 8-2-1  | 7-5-1 | 1-0-0   |
| Arkansas          | 15-8-2  | 10-2-0 | 5-4-2 | 0-2-0   |
| Florida           | 9-17-1  | 5-4-1  | 2-8-0 | 2-5-0   |
| Georgia           | 8-11-3  | 2-5-2  | 5-4-1 | 1-2-0   |
| Kentucky          | 11-11-3 | 6-3-1  | 4-5-2 | 1-3-0   |
| LSU               | 17-8-2  | 9-1-1  | 6-5-0 | 2-2-1   |
| Mississippi State | 16-4-2  | 11-0-1 | 5-4-1 | 0-0-0   |
| Missouri          | 2-4-1   | 2-2-0  | 0-2-1 | 0-0-0   |
| Ole Miss          | 11-11-3 | 6-4-2  | 3-7-1 | 2-0-0   |
| South Carolina    | 6-11-4  | 3-6-2  | 3-5-1 | 0-0-1   |
| Tennessee         | 9-11-4  | 5-3-1  | 2-5-2 | 2-3-1   |
| Texas A&M         | 3-5-0   | 2-1-0  | 0-3-0 | 1-1-0   |
| Vanderbilt        | 10-7-4  | 6-3-0  | 4-3-4 | 0-1-0   |

### American (3-7-0)

Home: 0-2-0 // Away: 0-2-0 // Neutral: 3-3-0

| Opponent        | Overall | Home  | Away  | Neutral |
|-----------------|---------|-------|-------|---------|
| Central Florida | 1-4-0   | 0-1-0 | 0-1-0 | 1-2-0   |
| UConn           | 1-0-0   | 0-0-0 | 0-0-0 | 1-0-0   |
| Houston         | 0-1-0   | 0-0-0 | 0-1-0 | 0-0-0   |
| Memphis         | 1-0-0   | 0-0-0 | 0-0-0 | 1-0-0   |
| South Florida   | 0-1-0   | 0-0-0 | 0-0-0 | 0-1-0   |
| SMU             | 0-1-0   | 0-1-0 | 0-0-0 | 0-0-0   |

### Atlantic 10 (3-2-1)

Home: 1-0-1 // Away: 1-0-0 // Neutral: 1-2-0

| Opponent          | Overall | Home  | Away  | Neutral |
|-------------------|---------|-------|-------|---------|
| Dayton            | 0-1-1   | 0-0-1 | 0-0-0 | 0-1-0   |
| George Washington | 1-0-0   | 1-0-0 | 0-0-0 | 0-0-0   |
| Massachusetts     | 1-0-0   | 0-0-0 | 1-0-0 | 0-0-0   |
| Rhode Island      | 1-1-0   | 1-0-0 | 0-0-0 | 0-1-0   |
| St. Louis         | 1-0-0   | 0-0-0 | 0-0-0 | 1-0-0   |

### ACC (8-25-4)

Home: 4-11-1 // Away: 3-11-1 // Neutral: 1-3-2

| Opponent             | Overall | Home  | Away  | Neutral |
|----------------------|---------|-------|-------|---------|
| Clemson              | 1-7-1   | 1-3-1 | 0-4-0 | 0-0-0   |
| Duke                 | 1-2-0   | 1-0-0 | 0-2-0 | 0-0-0   |
| Florida State        | 2-10-0  | 1-4-0 | 0-5-0 | 1-1-0   |
| Miami                | 1-1-0   | 0-1-0 | 1-0-0 | 0-0-0   |
| North Carolina       | 0-2-1   | 0-1-0 | 0-0-0 | 0-1-1   |
| North Carolina State | 0-1-0   | 0-0-0 | 0-0-0 | 0-1-0   |
| Pittsburgh           | 1-0-1   | 1-0-0 | 0-0-1 | 0-0-0   |
| Virginia             | 1-0-1   | 0-0-0 | 1-0-0 | 0-0-1   |
| Wake Forest          | 1-2-0   | 0-2-0 | 1-0-0 | 0-0-0   |

### Atlantic Sun (6-0-1)

Home: 3-0-1 // Away: 2-0-0 // Neutral: 1-0-0

| Opponent     | Overall | Home  | Away  | Neutral |
|--------------|---------|-------|-------|---------|
| FGCU         | 1-0-0   | 0-0-0 | 1-0-0 | 0-0-0   |
| Kennesaw St. | 4-0-0   | 3-0-0 | 1-0-0 | 0-0-0   |
| Lipscomb     | 0-0-1   | 0-0-1 | 0-0-0 | 0-0-0   |
| Stetson      | 1-0-0   | 0-0-0 | 0-0-0 | 1-0-0   |

### Big 10 (2-4-0)

Home: 1-0-0 // Away: 0-2-0 // Neutral: 1-2-0

| Opponent  | Overall | Home  | Away  | Neutral |
|-----------|---------|-------|-------|---------|
| Illinois  | 1-1-0   | 1-0-0 | 0-1-0 | 0-0-0   |
| Indiana   | 0-1-0   | 0-0-0 | 0-0-0 | 0-1-0   |
| Maryland  | 0-1-0   | 0-0-0 | 0-0-0 | 0-1-0   |
| Minnesota | 1-1-0   | 0-0-0 | 0-1-0 | 1-0-0   |

### Big 12 (9-7-3)

Home: 5-3-2 // Away: 1-3-0 // Neutral: 3-1-1

| Opponent       | Overall | Home  | Away  | Neutral |
|----------------|---------|-------|-------|---------|
| Baylor         | 1-0-0   | 1-0-0 | 0-0-0 | 0-0-0   |
| Iowa State     | 0-1-0   | 0-1-0 | 0-0-0 | 0-0-0   |
| Kansas         | 0-2-1   | 0-1-0 | 0-1-0 | 0-0-1   |
| Oklahoma State | 1-0-0   | 0-0-0 | 0-0-0 | 1-0-0   |
| Texas          | 2-2-2   | 1-1-2 | 1-1-0 | 0-0-0   |
| TCU            | 1-0-0   | 0-0-0 | 0-0-0 | 1-0-0   |
| Texas Tech     | 3-1-0   | 2-0-0 | 0-0-0 | 1-1-0   |
| West Virginia  | 1-1-0   | 1-0-0 | 0-1-0 | 0-0-0   |

### Big East (3-1-0)

Home: 1-0-0 // Away: 1-1-0 // Neutral: 1-0-0

| Opponent  | Overall | Home  | Away  | Neutral |
|-----------|---------|-------|-------|---------|
| Denver    | 1-0-0   | 0-0-0 | 1-0-0 | 0-0-0   |
| Marquette | 2-1-0   | 1-0-0 | 0-1-0 | 1-0-0   |

### Big Sky (4-0-0)

Home: 1-0-0 // Away: 1-0-0 // Neutral: 2-0-0

| Opponent             | Overall | Home  | Away  | Neutral |
|----------------------|---------|-------|-------|---------|
| Cal State Sacramento | 1-0-0   | 0-0-0 | 0-0-0 | 1-0-0   |
| North Dakota         | 1-0-0   | 1-0-0 | 0-0-0 | 0-0-0   |
| Portland State       | 2-0-0   | 0-0-0 | 1-0-0 | 1-0-0   |

### Big South (2-0-0)

Home: 2-0-0 // Away: 0-0-0 // Neutral: 0-0-0

| Opponent   | Overall | Home  | Away  | Neutral |
|------------|---------|-------|-------|---------|
| High Point | 2-0-0   | 2-0-0 | 0-0-0 | 0-0-0   |



## ALL-TIME SERIES RESULTS BY CONFERENCE

### Big West (5-3-0)

Home: 2-2-0 // Away: 2-1-0 // Neutral: 1-0-0

| Opponent            | Overall | Home  | Away  | Neutral |
|---------------------|---------|-------|-------|---------|
| Cal State Fullerton | 2-1-0   | 1-1-0 | 0-0-0 | 1-0-0   |
| Long Beach St.      | 1-1-0   | 0-1-0 | 1-0-0 | 0-0-0   |
| UC Irvine           | 2-1-0   | 1-0-0 | 1-1-0 | 0-0-0   |

### CAA (5-1-0)

Home: 4-1-0 // Away: 1-0-0 // Neutral: 0-0-0

| Opponent            | Overall | Home  | Away  | Neutral |
|---------------------|---------|-------|-------|---------|
| Coll. of Charleston | 2-0-0   | 2-0-0 | 0-0-0 | 0-0-0   |
| Hofstra             | 1-0-0   | 1-0-0 | 0-0-0 | 0-0-0   |
| William & Mary      | 2-1-0   | 1-1-0 | 1-0-0 | 0-0-0   |

### C-USA (15-7-1)

Home: 10-2-0 // Away: 2-4-1 // Neutral: 3-1-0

| Opponent         | Overall | Home  | Away  | Neutral |
|------------------|---------|-------|-------|---------|
| Charlotte        | 1-0-0   | 0-0-0 | 0-0-0 | 1-0-0   |
| Florida Atlantic | 0-1-0   | 0-0-0 | 0-1-0 | 0-0-0   |
| MTSU             | 2-0-0   | 2-0-0 | 0-0-0 | 0-0-0   |
| New Mexico       | 1-1-1   | 1-0-0 | 0-0-1 | 0-1-0   |
| Old Dominion     | 2-0-0   | 1-0-0 | 0-0-0 | 1-0-0   |
| Rice             | 1-1-0   | 1-0-0 | 0-1-0 | 0-0-0   |
| Southern Miss    | 1-0-0   | 1-0-0 | 0-0-0 | 0-0-0   |
| UAB              | 6-4-0   | 4-2-0 | 2-2-0 | 0-0-0   |
| UTEP             | 1-0-0   | 0-0-0 | 0-0-0 | 1-0-0   |

### Horizon (4-0-0)

Home: 3-0-0 // Away: 1-0-0 // Neutral: 0-0-0

| Opponent     | Overall | Home  | Away  | Neutral |
|--------------|---------|-------|-------|---------|
| Belmont      | 1-0-0   | 1-0-0 | 0-0-0 | 0-0-0   |
| Milwaukee    | 2-0-0   | 1-0-0 | 1-0-0 | 0-0-0   |
| Wright State | 1-0-0   | 1-0-0 | 0-0-0 | 0-0-0   |

### Ivy League (2-0-1)

Home: 1-0-0 // Away: 1-0-0 // Neutral: 0-0-1

| Opponent  | Overall | Home  | Away  | Neutral |
|-----------|---------|-------|-------|---------|
| Dartmouth | 2-0-0   | 1-0-0 | 1-0-0 | 0-0-0   |
| Harvard   | 0-0-1   | 0-0-0 | 0-0-0 | 0-0-1   |

### Missouri Valley (1-0-0)

Home: 1-0-0 // Away: 0-0-0 // Neutral: 0-0-0

| Opponent   | Overall | Home  | Away  | Neutral |
|------------|---------|-------|-------|---------|
| Evansville | 1-0-0   | 1-0-0 | 0-0-0 | 0-0-0   |

### Mountain West (4-1-1)

Home: 2-0-0 // Away: 2-1-1 // Neutral: 0-0-0

| Opponent   | Overall | Home  | Away  | Neutral |
|------------|---------|-------|-------|---------|
| Hawaii     | 0-1-1   | 0-0-0 | 0-1-1 | 0-0-0   |
| UNLV       | 1-0-0   | 0-0-0 | 1-0-0 | 0-0-0   |
| Utah State | 1-0-0   | 1-0-0 | 0-0-0 | 0-0-0   |
| Wyoming    | 2-0-0   | 1-0-0 | 1-0-0 | 0-0-0   |

### Ohio Valley (7-2-0)

Home: 5-1-0 // Away: 2-1-0 // Neutral: 0-0-0

| Opponent         | Overall | Home  | Away  | Neutral |
|------------------|---------|-------|-------|---------|
| Jacksonville St. | 5-2-0   | 3-1-0 | 2-1-0 | 0-0-0   |
| SEMO             | 1-0-0   | 1-0-0 | 0-0-0 | 0-0-0   |
| Tennessee Tech   | 1-0-0   | 1-0-0 | 0-0-0 | 0-0-0   |

### Pac-12 (1-12-0)

Home: 0-2-0 // Away: 1-4-0 // Neutral: 0-6-0

| Opponent      | Overall | Home  | Away  | Neutral |
|---------------|---------|-------|-------|---------|
| Arizona       | 0-1-0   | 0-0-0 | 0-0-0 | 0-1-0   |
| Arizona State | 0-2-0   | 0-0-0 | 0-0-0 | 0-2-0   |
| California    | 0-2-0   | 0-0-0 | 0-0-0 | 0-2-0   |
| Colorado      | 0-0-1   | 0-0-0 | 0-0-0 | 0-0-1   |
| Oregon        | 0-1-0   | 0-0-0 | 0-1-0 | 0-0-0   |
| Southern Cal  | 0-3-0   | 0-1-0 | 0-2-0 | 0-0-0   |
| Stanford      | 0-2-0   | 0-0-0 | 0-1-0 | 0-1-0   |
| Washington    | 1-1-0   | 0-1-0 | 1-0-0 | 0-0-0   |

### Southern (24-2-1)

Home: 16-1-0 // Away: 8-1-1 // Neutral: 0-0-0

| Opponent         | Overall | Home  | Away  | Neutral |
|------------------|---------|-------|-------|---------|
| Furman           | 5-0-0   | 3-0-0 | 2-0-0 | 0-0-0   |
| Mercer           | 6-0-0   | 4-0-0 | 2-0-0 | 0-0-0   |
| Samford          | 10-2-1  | 6-1-0 | 4-1-1 | 0-0-0   |
| UT Chattanooga   | 1-0-0   | 1-0-0 | 0-0-0 | 0-0-0   |
| Western Carolina | 1-0-0   | 1-0-0 | 0-0-0 | 0-0-0   |
| Wofford          | 1-0-0   | 1-0-0 | 0-0-0 | 0-0-0   |

### Southland (2-0-0)

Home: 1-0-0 // Away: 0-0-0 // Neutral: 0-0-0

| Opponent       | Overall | Home  | Away  | Neutral |
|----------------|---------|-------|-------|---------|
| Nicholls State | 1-0-0   | 1-0-0 | 0-0-0 | 0-0-0   |
| SLU            | 1-0-0   | 1-0-0 | 0-0-0 | 0-0-0   |

### Summit League (1-0-0)

Home: 0-0-0 // Away: 0-0-0 // Neutral: 1-0-0

| Opponent     | Overall | Home  | Away  | Neutral |
|--------------|---------|-------|-------|---------|
| Oral Roberts | 1-0-0   | 0-0-0 | 0-0-0 | 1-0-0   |





## ALL-TIME SERIES RESULTS BY CONFERENCE

### Sun Belt (24-2-0)

Home: 17-0-0 // Away: 6-2-0 // Neutral: 1-0-0

| Opponent      | Overall | Home  | Away  | Neutral |
|---------------|---------|-------|-------|---------|
| Ga. Southern  | 2-1-0   | 2-0-0 | 0-1-0 | 0-0-0   |
| Georgia State | 4-0-0   | 3-0-0 | 1-0-0 | 0-0-0   |
| La.-Lafayette | 1-0-0   | 1-0-0 | 0-0-0 | 0-0-0   |
| South Alabama | 13-1-0  | 9-0-0 | 3-1-0 | 1-0-0   |
| Texas State   | 1-0-0   | 0-0-0 | 1-0-0 | 0-0-0   |
| Troy          | 3-0-0   | 2-0-0 | 1-0-0 | 0-0-0   |

### SWAC (2-0-0)

Home: 2-0-0 // Away: 0-0-0 // Neutral: 0-0-0

| Opponent        | Overall | Home  | Away  | Neutral |
|-----------------|---------|-------|-------|---------|
| Alabama A&M     | 1-0-0   | 1-0-0 | 0-0-0 | 0-0-0   |
| Grambling State | 1-0-0   | 1-0-0 | 0-0-0 | 0-0-0   |

### West Coast (1-3-0)

Home: 0-0-0 // Away: 0-2-0 // Neutral: 1-1-0

| Opponent   | Overall | Home  | Away  | Neutral |
|------------|---------|-------|-------|---------|
| BYU        | 0-1-0   | 0-0-0 | 0-1-0 | 0-0-0   |
| Pepperdine | 0-2-0   | 0-0-0 | 0-1-0 | 0-1-0   |
| St. Mary's | 1-0-0   | 0-0-0 | 0-0-0 | 1-0-0   |

### Other (8-3-4)

Home: 4-2-1 // Away: 4-1-2 // Neutral: 0-0-1

| Opponent       | Overall | Home  | Away  | Neutral |
|----------------|---------|-------|-------|---------|
| Berry College  | 0-1-1   | 0-0-1 | 0-1-0 | 0-0-0   |
| Brewton-Parker | 1-0-0   | 0-0-0 | 1-0-0 | 0-0-0   |
| Huntingdon     | 0-1-1   | 0-1-0 | 0-0-1 | 0-0-0   |
| LaGrange       | 2-0-0   | 1-0-0 | 1-0-0 | 0-0-0   |
| Lynn           | 0-1-0   | 0-1-0 | 0-0-0 | 0-0-0   |
| U of Mobile    | 1-0-1   | 1-0-0 | 0-0-0 | 0-0-1   |
| Piedmont       | 1-0-0   | 0-0-0 | 1-0-0 | 0-0-0   |
| Spring Hill    | 2-0-0   | 1-0-0 | 1-0-0 | 0-0-0   |
| West Florida   | 1-0-1   | 1-0-0 | 0-0-1 | 0-0-0   |



---

# SEC HISTORY

---



## ALL-TIME SEC STANDINGS

### 1993 SEC OVERALL

|            | W | L | T | W  | L  | T |
|------------|---|---|---|----|----|---|
| Vanderbilt | 2 | 0 | 0 | 11 | 8  | 0 |
| Kentucky   | 1 | 1 | 0 | 13 | 7  | 0 |
| Auburn     | 0 | 2 | 0 | 7  | 6  | 3 |
| Arkansas   | 0 | 0 | 0 | 10 | 10 | 0 |

Tournament Champion: Vanderbilt  
Regular Season Champion: Vanderbilt

### 1994 SEC OVERALL

|            | W | L | T | W  | L  | T |
|------------|---|---|---|----|----|---|
| Vanderbilt | 4 | 0 | 0 | 17 | 4  | 0 |
| Alabama    | 2 | 1 | 1 | 13 | 5  | 1 |
| Auburn     | 1 | 1 | 2 | 11 | 6  | 3 |
| Kentucky   | 1 | 3 | 0 | 10 | 9  | 0 |
| Arkansas   | 0 | 3 | 1 | 7  | 11 | 2 |

Tournament Champion: Vanderbilt  
Regular Season Champion: Vanderbilt

### 1995 SEC OVERALL

|                | W | L | T | W  | L  | T |
|----------------|---|---|---|----|----|---|
| EAST           |   |   |   |    |    |   |
| Vanderbilt     | 7 | 1 | 0 | 14 | 7  | 0 |
| Florida        | 6 | 1 | 1 | 14 | 5  | 1 |
| Kentucky       | 6 | 2 | 0 | 17 | 7  | 0 |
| Georgia        | 3 | 3 | 2 | 10 | 5  | 3 |
| South Carolina | 0 | 7 | 1 | 8  | 10 | 2 |

| WEST            |   |   |   |    |    |   |
|-----------------|---|---|---|----|----|---|
| Alabama         | 6 | 2 | 0 | 11 | 9  | 0 |
| LSU             | 5 | 3 | 0 | 11 | 8  | 1 |
| Auburn          | 5 | 3 | 0 | 12 | 7  | 1 |
| Arkansas        | 3 | 5 | 0 | 5  | 13 | 1 |
| Mississippi St. | 1 | 7 | 0 | 7  | 10 | 0 |
| Ole Miss        | 0 | 8 | 0 | 6  | 12 | 0 |

Tournament Champion: Kentucky  
Regular Season Champion: Kentucky

### 1996 SEC OVERALL

|                | W | L | T | W  | L  | T |
|----------------|---|---|---|----|----|---|
| EAST           |   |   |   |    |    |   |
| Florida        | 8 | 0 | 0 | 22 | 3  | 0 |
| Georgia        | 6 | 2 | 0 | 14 | 7  | 0 |
| Kentucky       | 6 | 2 | 0 | 13 | 6  | 2 |
| Vanderbilt     | 5 | 3 | 0 | 12 | 9  | 1 |
| Tennessee      | 3 | 5 | 0 | 6  | 13 | 1 |
| South Carolina | 2 | 5 | 1 | 10 | 7  | 2 |

| WEST            |   |   |   |    |    |   |
|-----------------|---|---|---|----|----|---|
| Arkansas        | 4 | 3 | 1 | 11 | 7  | 3 |
| Auburn          | 3 | 3 | 2 | 8  | 10 | 3 |
| Alabama         | 3 | 4 | 1 | 9  | 8  | 2 |
| Mississippi St. | 2 | 6 | 0 | 11 | 8  | 0 |
| LSU             | 2 | 6 | 0 | 11 | 8  | 0 |
| Ole Miss        | 1 | 7 | 0 | 9  | 9  | 1 |

Tournament Champion: Florida  
Regular Season Champion: Florida

### 1997 SEC OVERALL

|                | W | L | T | W  | L  | T |
|----------------|---|---|---|----|----|---|
| EAST           |   |   |   |    |    |   |
| Vanderbilt     | 7 | 1 | 0 | 14 | 8  | 0 |
| Florida        | 7 | 1 | 0 | 20 | 3  | 1 |
| Kentucky       | 6 | 2 | 0 | 9  | 12 | 1 |
| Georgia        | 5 | 3 | 0 | 15 | 6  | 1 |
| Tennessee      | 2 | 6 | 0 | 11 | 8  | 0 |
| South Carolina | 2 | 6 | 0 | 8  | 11 | 0 |

| WEST            |   |   |   |    |    |   |
|-----------------|---|---|---|----|----|---|
| Alabama         | 7 | 1 | 0 | 14 | 6  | 0 |
| Auburn          | 4 | 4 | 0 | 11 | 9  | 1 |
| Ole Miss        | 4 | 4 | 0 | 11 | 9  | 0 |
| Mississippi St. | 2 | 6 | 0 | 11 | 8  | 1 |
| Arkansas        | 2 | 6 | 0 | 6  | 12 | 1 |
| LSU             | 0 | 8 | 0 | 0  | 18 | 0 |

Tournament Champion: Florida  
Regular Season Champion: Florida

### 1998 SEC OVERALL

|                | W | L | T | W  | L | T |
|----------------|---|---|---|----|---|---|
| EAST           |   |   |   |    |   |   |
| Florida        | 8 | 0 | 0 | 26 | 1 | 0 |
| Vanderbilt     | 6 | 2 | 0 | 17 | 6 | 0 |
| Kentucky       | 5 | 3 | 0 | 9  | 9 | 3 |
| Tennessee      | 5 | 3 | 0 | 12 | 8 | 0 |
| Georgia        | 4 | 4 | 0 | 14 | 6 | 1 |
| South Carolina | 4 | 4 | 0 | 11 | 7 | 1 |

| WEST            |   |   |   |    |    |   |
|-----------------|---|---|---|----|----|---|
| Alabama         | 6 | 2 | 0 | 13 | 7  | 1 |
| Ole Miss        | 3 | 5 | 0 | 9  | 7  | 2 |
| LSU             | 3 | 5 | 0 | 8  | 11 | 2 |
| Arkansas        | 2 | 6 | 0 | 6  | 11 | 0 |
| Auburn          | 2 | 6 | 0 | 5  | 12 | 0 |
| Mississippi St. | 0 | 8 | 0 | 3  | 14 | 1 |

Tournament Champion: Florida  
Regular Season Champion: Florida

### 1999 SEC OVERALL

|                | W | L | T | W  | L  | T |
|----------------|---|---|---|----|----|---|
| EAST           |   |   |   |    |    |   |
| Florida        | 9 | 0 | 0 | 21 | 2  | 0 |
| Kentucky       | 8 | 1 | 0 | 16 | 3  | 2 |
| South Carolina | 6 | 3 | 0 | 14 | 5  | 0 |
| Vanderbilt     | 6 | 3 | 0 | 9  | 10 | 1 |
| Georgia        | 5 | 4 | 0 | 13 | 6  | 2 |
| Tennessee      | 5 | 4 | 0 | 8  | 11 | 1 |

| WEST            |   |   |   |    |    |   |
|-----------------|---|---|---|----|----|---|
| Ole Miss        | 4 | 5 | 0 | 14 | 9  | 0 |
| Arkansas        | 4 | 5 | 0 | 7  | 12 | 0 |
| Alabama         | 3 | 6 | 0 | 6  | 14 | 0 |
| LSU             | 2 | 7 | 0 | 4  | 15 | 1 |
| Mississippi St. | 1 | 8 | 0 | 4  | 16 | 0 |
| Auburn          | 1 | 8 | 0 | 6  | 13 | 0 |

Tournament Champion: Florida  
Regular Season Champion: Florida





# ALL-TIME SEC STANDINGS

| 2000           | SEC |   |   | OVERALL |    |   |
|----------------|-----|---|---|---------|----|---|
|                | W   | L | T | W       | L  | T |
| EAST           |     |   |   |         |    |   |
| Florida        | 9   | 0 | 0 | 16      | 8  | 0 |
| Tennessee      | 7   | 2 | 0 | 12      | 8  | 0 |
| Kentucky       | 6   | 3 | 0 | 15      | 6  | 0 |
| Vanderbilt     | 5   | 4 | 0 | 12      | 9  | 0 |
| Georgia        | 4   | 4 | 1 | 11      | 9  | 2 |
| South Carolina | 1   | 8 | 0 | 4       | 16 | 0 |

| WEST            |   |   |   |    |    |   |
|-----------------|---|---|---|----|----|---|
|                 | W | L | T | W  | L  | T |
| Ole Miss        | 5 | 3 | 1 | 13 | 6  | 1 |
| LSU             | 5 | 4 | 0 | 15 | 6  | 0 |
| Arkansas        | 3 | 5 | 1 | 7  | 11 | 3 |
| Mississippi St. | 3 | 5 | 1 | 8  | 11 | 1 |
| Auburn          | 3 | 6 | 0 | 13 | 7  | 0 |
| Alabama         | 1 | 8 | 0 | 6  | 14 | 0 |

Tournament Champion: Florida  
Regular Season Champion: Florida

| 2001           | SEC |   |   | OVERALL |    |   |
|----------------|-----|---|---|---------|----|---|
|                | W   | L | T | W       | L  | T |
| EAST           |     |   |   |         |    |   |
| Florida        | 8   | 1 | 0 | 21      | 4  | 1 |
| Georgia        | 7   | 2 | 0 | 13      | 6  | 1 |
| Tennessee      | 7   | 2 | 0 | 11      | 6  | 1 |
| Kentucky       | 5   | 4 | 0 | 12      | 8  | 1 |
| Vanderbilt     | 4   | 5 | 0 | 7       | 10 | 0 |
| South Carolina | 2   | 6 | 1 | 8       | 7  | 3 |

| WEST            |   |   |   |    |    |   |
|-----------------|---|---|---|----|----|---|
|                 | W | L | T | W  | L  | T |
| Mississippi St. | 5 | 4 | 0 | 13 | 8  | 0 |
| Auburn          | 5 | 4 | 0 | 11 | 8  | 1 |
| Ole Miss        | 4 | 5 | 0 | 10 | 10 | 1 |
| Alabama         | 2 | 6 | 1 | 10 | 7  | 1 |
| Arkansas        | 2 | 7 | 0 | 6  | 14 | 0 |
| LSU             | 1 | 6 | 2 | 7  | 8  | 3 |

Tournament Champion: Florida  
Regular Season Champion: Florida

| 2002           | SEC |   |   | OVERALL |    |   |
|----------------|-----|---|---|---------|----|---|
|                | W   | L | T | W       | L  | T |
| EAST           |     |   |   |         |    |   |
| Tennessee      | 6   | 2 | 1 | 18      | 5  | 1 |
| Florida        | 5   | 3 | 1 | 10      | 10 | 2 |
| South Carolina | 4   | 3 | 2 | 13      | 6  | 2 |
| Kentucky       | 4   | 4 | 0 | 11      | 9  | 0 |
| Georgia        | 4   | 5 | 0 | 8       | 11 | 1 |
| Vanderbilt     | 2   | 5 | 2 | 5       | 9  | 2 |

| WEST            |   |   |   |    |    |   |
|-----------------|---|---|---|----|----|---|
|                 | W | L | T | W  | L  | T |
| Auburn          | 6 | 1 | 2 | 15 | 6  | 2 |
| Ole Miss        | 5 | 3 | 1 | 13 | 5  | 2 |
| LSU             | 2 | 3 | 3 | 12 | 5  | 3 |
| Arkansas        | 3 | 5 | 1 | 7  | 12 | 1 |
| Alabama         | 2 | 5 | 2 | 12 | 6  | 2 |
| Mississippi St. | 2 | 6 | 1 | 6  | 13 | 1 |

Tournament Champion: Tennessee  
Regular Season Champion: Auburn

| 2003           | SEC |   |   | OVERALL |    |   |
|----------------|-----|---|---|---------|----|---|
|                | W   | L | T | W       | L  | T |
| EAST           |     |   |   |         |    |   |
| Tennessee      | 7   | 1 | 1 | 17      | 5  | 2 |
| Florida        | 6   | 2 | 1 | 19      | 4  | 2 |
| Kentucky       | 4   | 3 | 2 | 6       | 9  | 4 |
| Georgia        | 4   | 5 | 0 | 13      | 10 | 0 |
| South Carolina | 3   | 4 | 2 | 10      | 8  | 3 |
| Vanderbilt     | 3   | 4 | 2 | 8       | 7  | 3 |

| WEST            |   |   |   |    |    |   |
|-----------------|---|---|---|----|----|---|
|                 | W | L | T | W  | L  | T |
| Auburn          | 6 | 1 | 2 | 14 | 4  | 3 |
| Ole Miss        | 4 | 3 | 2 | 15 | 6  | 2 |
| Alabama         | 2 | 5 | 2 | 9  | 8  | 2 |
| Arkansas        | 3 | 6 | 0 | 7  | 10 | 2 |
| Mississippi St. | 2 | 5 | 2 | 9  | 8  | 3 |
| LSU             | 2 | 7 | 0 | 10 | 9  | 1 |

Tournament Champion: Tennessee  
Regular Season Champion: Tennessee

| 2004           | SEC |   |   | OVERALL |    |   |
|----------------|-----|---|---|---------|----|---|
|                | W   | L | T | W       | L  | T |
| EAST           |     |   |   |         |    |   |
| Tennessee      | 10  | 1 | 0 | 17      | 5  | 2 |
| Florida        | 7   | 2 | 2 | 16      | 4  | 3 |
| Vanderbilt     | 5   | 2 | 4 | 7       | 7  | 5 |
| Kentucky       | 3   | 7 | 1 | 6       | 12 | 1 |
| Georgia        | 2   | 6 | 3 | 4       | 9  | 5 |
| South Carolina | 2   | 7 | 2 | 8       | 10 | 2 |

| WEST            |   |   |   |    |    |   |
|-----------------|---|---|---|----|----|---|
|                 | W | L | T | W  | L  | T |
| Auburn          | 9 | 0 | 2 | 15 | 4  | 2 |
| Mississippi St. | 5 | 5 | 1 | 9  | 9  | 3 |
| Alabama         | 5 | 6 | 0 | 10 | 11 | 0 |
| Ole Miss        | 4 | 5 | 2 | 9  | 10 | 2 |
| Arkansas        | 2 | 7 | 2 | 6  | 11 | 2 |
| LSU             | 2 | 8 | 1 | 8  | 11 | 1 |

Tournament Champion: Florida  
Regular Season Champion: Tennessee

| 2005           | SEC |   |   | OVERALL |    |   |
|----------------|-----|---|---|---------|----|---|
|                | W   | L | T | W       | L  | T |
| EAST           |     |   |   |         |    |   |
| Tennessee      | 10  | 1 | 0 | 15      | 6  | 2 |
| Florida        | 8   | 2 | 1 | 13      | 6  | 1 |
| Vanderbilt     | 8   | 2 | 1 | 16      | 3  | 3 |
| Georgia        | 6   | 4 | 1 | 12      | 6  | 2 |
| Kentucky       | 3   | 5 | 3 | 8       | 6  | 7 |
| South Carolina | 2   | 9 | 0 | 6       | 12 | 0 |

| WEST            |   |   |   |    |    |   |
|-----------------|---|---|---|----|----|---|
|                 | W | L | T | W  | L  | T |
| Ole Miss        | 8 | 1 | 2 | 14 | 5  | 2 |
| Auburn          | 5 | 6 | 0 | 8  | 12 | 1 |
| LSU             | 3 | 7 | 1 | 8  | 10 | 2 |
| Arkansas        | 3 | 8 | 0 | 6  | 12 | 0 |
| Alabama         | 2 | 7 | 2 | 8  | 8  | 2 |
| Mississippi St. | 2 | 8 | 1 | 4  | 11 | 4 |

Tournament Champion: Tennessee  
Regular Season Champion: Tennessee



## ALL-TIME SEC STANDINGS

| 2006           | SEC |   |   | OVERALL |   |   |
|----------------|-----|---|---|---------|---|---|
|                | W   | L | T | W       | L | T |
| EAST           | W   | L | T | W       | L | T |
| Florida        | 7   | 1 | 3 | 14      | 6 | 5 |
| Kentucky       | 6   | 3 | 2 | 14      | 7 | 3 |
| Tennessee      | 6   | 3 | 2 | 12      | 7 | 4 |
| Vanderbilt     | 6   | 3 | 2 | 10      | 4 | 7 |
| South Carolina | 5   | 2 | 4 | 11      | 6 | 5 |
| Georgia        | 5   | 6 | 0 | 10      | 9 | 0 |

| WEST            | SEC |    |   | OVERALL |    |   |
|-----------------|-----|----|---|---------|----|---|
|                 | W   | L  | T | W       | L  | T |
| Auburn          | 5   | 3  | 3 | 11      | 6  | 3 |
| Ole Miss        | 4   | 2  | 5 | 8       | 7  | 5 |
| LSU             | 4   | 4  | 3 | 9       | 8  | 3 |
| Arkansas        | 3   | 6  | 2 | 10      | 7  | 2 |
| Alabama         | 1   | 10 | 0 | 5       | 14 | 0 |
| Mississippi St. | 1   | 10 | 0 | 2       | 16 | 0 |

Tournament Champion: Kentucky  
Regular Season Champion: Florida

| 2007           | SEC |   |   | OVERALL |    |   |
|----------------|-----|---|---|---------|----|---|
|                | W   | L | T | W       | L  | T |
| EAST           | W   | L | T | W       | L  | T |
| Florida        | 9   | 2 | 0 | 17      | 5  | 3 |
| Georgia        | 8   | 1 | 2 | 18      | 4  | 2 |
| Tennessee      | 8   | 2 | 1 | 15      | 5  | 2 |
| South Carolina | 5   | 4 | 2 | 14      | 6  | 3 |
| Kentucky       | 4   | 6 | 1 | 10      | 7  | 3 |
| Vanderbilt     | 3   | 6 | 2 | 6       | 10 | 3 |

| WEST            | SEC |   |   | OVERALL |    |   |
|-----------------|-----|---|---|---------|----|---|
|                 | W   | L | T | W       | L  | T |
| LSU             | 5   | 2 | 4 | 12      | 5  | 7 |
| Auburn          | 6   | 5 | 0 | 10      | 8  | 2 |
| Ole Miss        | 4   | 4 | 3 | 7       | 8  | 5 |
| Mississippi St. | 2   | 8 | 1 | 6       | 12 | 1 |
| Alabama         | 2   | 8 | 1 | 9       | 10 | 1 |
| Arkansas        | 1   | 9 | 1 | 8       | 11 | 1 |

Tournament Champion: Florida  
Regular Season Champion: Florida

| 2008           | SEC |   |   | OVERALL |    |   |
|----------------|-----|---|---|---------|----|---|
|                | W   | L | T | W       | L  | T |
| EAST           | W   | L | T | W       | L  | T |
| Florida        | 11  | 0 | 0 | 19      | 4  | 1 |
| Georgia        | 7   | 3 | 1 | 11      | 11 | 1 |
| South Carolina | 5   | 4 | 2 | 11      | 7  | 4 |
| Tennessee      | 5   | 5 | 1 | 10      | 11 | 2 |
| Vanderbilt     | 3   | 7 | 1 | 9       | 8  | 2 |
| Kentucky       | 3   | 7 | 1 | 5       | 12 | 2 |

| WEST            | SEC |    |   | OVERALL |    |   |
|-----------------|-----|----|---|---------|----|---|
|                 | W   | L  | T | W       | L  | T |
| LSU             | 7   | 3  | 1 | 14      | 4  | 2 |
| Auburn          | 7   | 3  | 1 | 12      | 9  | 2 |
| Ole Miss        | 5   | 5  | 1 | 7       | 10 | 3 |
| Alabama         | 4   | 6  | 1 | 9       | 9  | 2 |
| Arkansas        | 4   | 7  | 0 | 11      | 8  | 0 |
| Mississippi St. | 0   | 11 | 0 | 5       | 15 | 0 |

Tournament Champion: Tennessee  
Regular Season Champion: Florida

| 2009           | SEC |   |   | OVERALL |    |   |
|----------------|-----|---|---|---------|----|---|
|                | W   | L | T | W       | L  | T |
| EAST           | W   | L | T | W       | L  | T |
| Florida        | 8   | 1 | 2 | 16      | 6  | 2 |
| South Carolina | 7   | 3 | 1 | 19      | 3  | 2 |
| Georgia        | 7   | 4 | 0 | 15      | 6  | 1 |
| Vanderbilt     | 5   | 6 | 0 | 11      | 8  | 1 |
| Tennessee      | 4   | 5 | 2 | 8       | 9  | 3 |
| Kentucky       | 2   | 8 | 1 | 5       | 10 | 4 |

| WEST            | SEC |   |   | OVERALL |    |   |
|-----------------|-----|---|---|---------|----|---|
|                 | W   | L | T | W       | L  | T |
| LSU             | 8   | 2 | 1 | 15      | 4  | 5 |
| Ole Miss        | 7   | 2 | 2 | 13      | 6  | 2 |
| Auburn          | 6   | 5 | 0 | 10      | 9  | 3 |
| Arkansas        | 2   | 7 | 2 | 8       | 7  | 4 |
| Alabama         | 2   | 8 | 1 | 6       | 11 | 1 |
| Mississippi St. | 1   | 8 | 2 | 9       | 8  | 2 |

Tournament Champion: South Carolina  
Regular Season Champion: Florida

| 2010           | SEC |   |   | OVERALL |    |   |
|----------------|-----|---|---|---------|----|---|
|                | W   | L | T | W       | L  | T |
| EAST           | W   | L | T | W       | L  | T |
| Florida        | 9   | 1 | 1 | 19      | 2  | 3 |
| South Carolina | 8   | 2 | 1 | 15      | 6  | 4 |
| Tennessee      | 7   | 3 | 1 | 10      | 9  | 1 |
| Georgia        | 5   | 3 | 3 | 11      | 6  | 4 |
| Kentucky       | 4   | 5 | 2 | 10      | 7  | 3 |
| Vanderbilt     | 4   | 5 | 2 | 8       | 10 | 2 |

| WEST            | SEC |    |   | OVERALL |    |   |
|-----------------|-----|----|---|---------|----|---|
|                 | W   | L  | T | W       | L  | T |
| Auburn          | 5   | 4  | 2 | 11      | 8  | 2 |
| LSU             | 4   | 4  | 3 | 8       | 8  | 5 |
| Ole Miss        | 3   | 5  | 3 | 7       | 9  | 4 |
| Alabama         | 3   | 6  | 2 | 8       | 8  | 2 |
| Arkansas        | 2   | 7  | 2 | 5       | 11 | 3 |
| Mississippi St. | 1   | 10 | 0 | 8       | 12 | 0 |

Tournament Champion: Florida  
Regular Season Champion: Florida

| 2011           | SEC |   |   | OVERALL |    |   |
|----------------|-----|---|---|---------|----|---|
|                | W   | L | T | W       | L  | T |
| EAST           | W   | L | T | W       | L  | T |
| South Carolina | 9   | 2 | 0 | 16      | 7  | 0 |
| Tennessee      | 7   | 4 | 0 | 15      | 7  | 0 |
| Florida        | 7   | 4 | 0 | 17      | 8  | 0 |
| Georgia        | 6   | 3 | 2 | 13      | 7  | 2 |
| Kentucky       | 6   | 5 | 0 | 13      | 7  | 1 |
| Vanderbilt     | 2   | 9 | 0 | 8       | 11 | 0 |

| WEST            | SEC |   |   | OVERALL |    |   |
|-----------------|-----|---|---|---------|----|---|
|                 | W   | L | T | W       | L  | T |
| LSU             | 8   | 3 | 0 | 13      | 8  | 1 |
| Auburn          | 5   | 5 | 1 | 15      | 7  | 2 |
| Alabama         | 4   | 5 | 2 | 10      | 9  | 3 |
| Ole Miss        | 4   | 7 | 0 | 8       | 10 | 1 |
| Mississippi St. | 3   | 7 | 1 | 6       | 10 | 3 |
| Arkansas        | 2   | 9 | 0 | 4       | 14 | 0 |

Tournament Champion: Auburn  
Regular Season Champion: South Carolina



## ALL-TIME SEC STANDINGS

### 2012 SEC OVERALL

|                | W  | L | T | W  | L  | T |
|----------------|----|---|---|----|----|---|
| EAST           |    |   |   |    |    |   |
| Florida        | 11 | 2 | 0 | 19 | 5  | 1 |
| Tennessee      | 9  | 3 | 1 | 14 | 5  | 3 |
| Kentucky       | 8  | 4 | 1 | 14 | 7  | 1 |
| Missouri       | 8  | 5 | 0 | 14 | 7  | 1 |
| South Carolina | 3  | 7 | 3 | 7  | 10 | 4 |
| Georgia        | 3  | 8 | 2 | 7  | 11 | 2 |
| Vanderbilt     | 2  | 7 | 4 | 5  | 10 | 5 |

### WEST

|                 |    |    |   |    |    |   |
|-----------------|----|----|---|----|----|---|
| Texas A&M       | 10 | 2  | 1 | 19 | 5  | 1 |
| Auburn          | 7  | 6  | 0 | 13 | 11 | 1 |
| Arkansas        | 6  | 6  | 1 | 9  | 10 | 1 |
| LSU             | 5  | 6  | 2 | 9  | 8  | 4 |
| Ole Miss        | 5  | 8  | 0 | 13 | 9  | 0 |
| Alabama         | 3  | 8  | 2 | 8  | 9  | 2 |
| Mississippi St. | 2  | 10 | 1 | 9  | 10 | 1 |

Tournament Champion: Florida  
Regular Season Champion: Florida

### 2013 SEC OVERALL

|                 | W | L  | T | W  | L  | T |
|-----------------|---|----|---|----|----|---|
| Florida         | 9 | 2  | 0 | 18 | 4  | 1 |
| Texas A&M       | 9 | 2  | 0 | 18 | 4  | 1 |
| South Carolina  | 8 | 2  | 1 | 19 | 3  | 2 |
| Ole Miss        | 7 | 3  | 1 | 16 | 5  | 2 |
| Kentucky        | 7 | 4  | 0 | 14 | 6  | 1 |
| Georgia         | 5 | 5  | 1 | 12 | 7  | 1 |
| LSU             | 5 | 5  | 1 | 9  | 9  | 2 |
| Arkansas        | 5 | 6  | 0 | 14 | 8  | 0 |
| Missouri        | 4 | 4  | 3 | 8  | 9  | 3 |
| Auburn          | 3 | 5  | 3 | 8  | 9  | 4 |
| Alabama         | 4 | 7  | 0 | 6  | 12 | 0 |
| Tennessee       | 3 | 5  | 3 | 8  | 7  | 4 |
| Vanderbilt      | 1 | 9  | 1 | 4  | 12 | 3 |
| Mississippi St. | 0 | 11 | 0 | 3  | 15 | 0 |

Tournament Champion: Texas A&M  
Regular Season Champions: Florida and Texas A&M

### 2014 SEC OVERALL

|                 | W | L  | T | W  | L  | T |
|-----------------|---|----|---|----|----|---|
| Texas A&M       | 9 | 1  | 1 | 22 | 2  | 2 |
| Florida         | 9 | 2  | 0 | 17 | 4  | 2 |
| Kentucky        | 8 | 3  | 0 | 16 | 7  | 1 |
| Missouri        | 6 | 4  | 1 | 12 | 7  | 3 |
| South Carolina  | 5 | 3  | 3 | 14 | 6  | 5 |
| Auburn          | 5 | 3  | 3 | 12 | 7  | 3 |
| Alabama         | 5 | 4  | 2 | 10 | 7  | 3 |
| Georgia         | 5 | 5  | 1 | 10 | 8  | 2 |
| Arkansas        | 4 | 4  | 3 | 9  | 7  | 6 |
| Tennessee       | 4 | 6  | 1 | 10 | 10 | 2 |
| Ole Miss        | 3 | 4  | 4 | 8  | 6  | 5 |
| Vanderbilt      | 2 | 7  | 2 | 7  | 10 | 2 |
| LSU             | 1 | 9  | 1 | 5  | 13 | 2 |
| Mississippi St. | 0 | 11 | 0 | 3  | 15 | 0 |

Tournament Champion: Texas A&M  
Regular Season Champion: Texas A&M

### 2015 SEC OVERALL

|                   | W | L | T | W  | L  | T |
|-------------------|---|---|---|----|----|---|
| Florida           | 9 | 2 | 1 | 19 | 4  | 1 |
| Missouri          | 7 | 2 | 2 | 9  | 5  | 5 |
| Ole Miss          | 7 | 4 | 0 | 14 | 5  | 4 |
| Auburn            | 7 | 5 | 0 | 16 | 6  | 1 |
| South Carolina    | 6 | 3 | 2 | 12 | 5  | 3 |
| Texas A&M         | 7 | 4 | 1 | 17 | 6  | 2 |
| LSU               | 5 | 5 | 2 | 13 | 6  | 4 |
| Vanderbilt        | 4 | 4 | 3 | 9  | 8  | 4 |
| Georgia           | 4 | 7 | 0 | 5  | 12 | 1 |
| Kentucky          | 3 | 5 | 3 | 9  | 7  | 4 |
| Tennessee         | 3 | 5 | 3 | 7  | 5  | 6 |
| Mississippi State | 3 | 6 | 2 | 5  | 10 | 3 |
| Arkansas          | 2 | 8 | 1 | 6  | 11 | 1 |
| Alabama           | 2 | 9 | 0 | 5  | 12 | 2 |

Tournament Champion: Florida  
Regular Season Champion: Florida

### 2016 SEC OVERALL

|                   | W  | L  | T | W  | L  | T |
|-------------------|----|----|---|----|----|---|
| South Carolina    | 11 | 0  | 0 | 21 | 1  | 1 |
| Auburn            | 9  | 2  | 0 | 17 | 7  | 0 |
| Arkansas          | 8  | 3  | 0 | 18 | 5  | 1 |
| Florida           | 8  | 3  | 0 | 17 | 4  | 1 |
| Missouri          | 6  | 4  | 1 | 11 | 7  | 2 |
| Tennessee         | 5  | 5  | 1 | 11 | 9  | 1 |
| Texas A&M         | 5  | 5  | 1 | 12 | 8  | 2 |
| Vanderbilt        | 5  | 5  | 1 | 9  | 9  | 1 |
| Alabama           | 4  | 5  | 2 | 9  | 8  | 2 |
| Ole Miss          | 4  | 7  | 0 | 9  | 11 | 0 |
| Georgia           | 3  | 8  | 0 | 6  | 11 | 1 |
| LSU               | 2  | 8  | 1 | 7  | 11 | 1 |
| Kentucky          | 1  | 7  | 3 | 5  | 9  | 4 |
| Mississippi State | 1  | 10 | 0 | 6  | 12 | 0 |

Tournament Champion: Florida  
Regular Season Champion: South Carolina

### 2017 SEC OVERALL

|                 | W | L | T | W  | L  | T |
|-----------------|---|---|---|----|----|---|
| South Carolina  | 9 | 0 | 1 | 19 | 3  | 1 |
| Texas A&M       | 9 | 1 | 0 | 18 | 2  | 2 |
| Florida         | 7 | 3 | 0 | 17 | 7  | 0 |
| Vanderbilt      | 6 | 3 | 1 | 13 | 7  | 2 |
| Tennessee       | 6 | 3 | 1 | 15 | 4  | 2 |
| Auburn          | 4 | 2 | 4 | 8  | 7  | 5 |
| Alabama         | 4 | 5 | 1 | 12 | 8  | 1 |
| Arkansas        | 4 | 5 | 1 | 11 | 11 | 2 |
| Ole Miss        | 3 | 5 | 2 | 10 | 7  | 3 |
| Missouri        | 3 | 7 | 0 | 8  | 12 | 1 |
| Kentucky        | 3 | 7 | 0 | 8  | 12 | 0 |
| Mississippi St. | 2 | 5 | 3 | 9  | 5  | 4 |
| LSU             | 1 | 6 | 3 | 8  | 7  | 3 |
| Georgia         | 0 | 9 | 1 | 4  | 12 | 2 |

Tournament Champion: Texas A&M  
Regular Season Champion: South Carolina



---

# POSTSEASON HISTORY

---





# AUBURN AT THE SEC TOURNAMENT

## **1993** Nov. 6, 1993 Nashville, Tenn. #4 Seed

|          |          |          |          |          |
|----------|----------|----------|----------|----------|
|          | <b>1</b> | <b>2</b> | <b>O</b> | <b>F</b> |
| Auburn   | -        | -        | 0        | 0        |
| Arkansas | -        | -        | 8        | 8        |

## **1994** Nov. 6, 1994 Fayetteville, Ark. #3 Seed

|         |          |          |          |          |
|---------|----------|----------|----------|----------|
|         | <b>1</b> | <b>2</b> | <b>O</b> | <b>F</b> |
| Auburn  | 1        | 2        | 1        | 2        |
| Alabama | 0        | 1        | 0        | 1        |

## **Nov. 7, 1994** Fayetteville, Ark.

|            |          |          |          |          |
|------------|----------|----------|----------|----------|
|            | <b>1</b> | <b>2</b> | <b>O</b> | <b>F</b> |
| Auburn     | -        | -        | 0        | 0        |
| Vanderbilt | -        | -        | 4        | 4        |

## **1995** Nov. 2, 1995 Auburn, Ala. #4 Seed

|         |          |          |          |          |
|---------|----------|----------|----------|----------|
|         | <b>1</b> | <b>2</b> | <b>O</b> | <b>F</b> |
| Auburn  | 0        | 1        | 0        | 1        |
| Florida | 0        | 1        | 0        | 1        |

Auburn advances on PKs, 5-4

## **Nov. 3, 1995** Auburn, Ala.

|         |          |          |          |          |
|---------|----------|----------|----------|----------|
|         | <b>1</b> | <b>2</b> | <b>O</b> | <b>F</b> |
| Auburn  | 0        | 1        | 0        | 1        |
| Alabama | -        | -        | -        | -        |

## **1996** Nov. 8, 1996 Lexington, Ky. #4 Seed

|          |          |          |          |          |
|----------|----------|----------|----------|----------|
|          | <b>1</b> | <b>2</b> | <b>O</b> | <b>F</b> |
| Auburn   | -        | -        | 2        | 2        |
| Kentucky | -        | -        | 1        | 1        |

## **Nov. 9, 1996** Lexington, Ky.

|         |          |          |          |          |
|---------|----------|----------|----------|----------|
|         | <b>1</b> | <b>2</b> | <b>O</b> | <b>F</b> |
| Auburn  | -        | -        | -        | 1        |
| Florida | -        | -        | -        | 6        |

## **1997** Nov. 6, 1997 Gainesville, Fla. #4 Seed

|          |          |          |          |          |
|----------|----------|----------|----------|----------|
|          | <b>1</b> | <b>2</b> | <b>O</b> | <b>F</b> |
| Auburn   | -        | -        | -        | 0        |
| Kentucky | -        | -        | -        | 2        |

## **2001** Nov. 8, 2001 Baton Rouge, La. #6 Seed

|         |          |          |          |          |
|---------|----------|----------|----------|----------|
|         | <b>1</b> | <b>2</b> | <b>O</b> | <b>F</b> |
| Auburn  | 1        | 2        | -        | 3        |
| Georgia | 1        | 1        | -        | 2        |

## **Nov. 9, 2001** Baton Rouge, La.

|          |          |          |          |          |
|----------|----------|----------|----------|----------|
|          | <b>1</b> | <b>2</b> | <b>O</b> | <b>F</b> |
| Auburn   | 1        | 1        | -        | 2        |
| Ole Miss | 1        | 0        | -        | 1        |

## **Nov. 11, 2001** Baton Rouge, La.

|         |          |          |          |          |
|---------|----------|----------|----------|----------|
|         | <b>1</b> | <b>2</b> | <b>O</b> | <b>F</b> |
| Auburn  | 0        | 1        | -        | 1        |
| Florida | 1        | 1        | -        | 2        |

## **2002** Nov. 7, 2002 Oxford, Miss. #1 Seed

|        |          |          |          |          |
|--------|----------|----------|----------|----------|
|        | <b>1</b> | <b>2</b> | <b>O</b> | <b>F</b> |
| Auburn | 0        | 0        | -        | 0        |
| LSU    | 0        | 1        | -        | 1        |

## **2003** Nov. 6, 2003 Orange Beach, Ala. #2 Seed

|         |          |          |          |              |
|---------|----------|----------|----------|--------------|
|         | <b>1</b> | <b>2</b> | <b>O</b> | <b>F/2OT</b> |
| Auburn  | 0        | 1        | 1        | 2            |
| Georgia | 0        | 1        | 0        | 1            |

## **2004** Nov. 4, 2004 Orange Beach, Ala. #2 Seed

|          |          |          |          |          |
|----------|----------|----------|----------|----------|
|          | <b>1</b> | <b>2</b> | <b>O</b> | <b>F</b> |
| Auburn   | 0        | 0        | -        | 0        |
| Ole Miss | 1        | 2        | -        | 3        |

## **2005** Nov. 3, 2005 Orange Beach, Ala. #6 Seed

|         |          |          |          |          |
|---------|----------|----------|----------|----------|
|         | <b>1</b> | <b>2</b> | <b>O</b> | <b>F</b> |
| Auburn  | 1        | 1        | -        | 2        |
| Florida | 1        | 0        | -        | 1        |

## **Nov. 4, 2005** Orange Beach, Ala. #6 Seed

|          |          |          |          |          |
|----------|----------|----------|----------|----------|
|          | <b>1</b> | <b>2</b> | <b>O</b> | <b>F</b> |
| Auburn   | 1        | 1        | -        | 2        |
| Kentucky | 0        | 0        | -        | 0        |

## **Nov. 6, 2005** Orange Beach, Ala. #6 Seed

|           |          |          |          |          |
|-----------|----------|----------|----------|----------|
|           | <b>1</b> | <b>2</b> | <b>O</b> | <b>F</b> |
| Auburn    | 0        | 0        | -        | 0        |
| Tennessee | 0        | 1        | -        | 1        |

## **2006** Nov. 1, 2006 Orange Beach, Ala. #6 Seed

|           |          |          |          |          |
|-----------|----------|----------|----------|----------|
|           | <b>1</b> | <b>2</b> | <b>O</b> | <b>F</b> |
| Auburn    | 1        | 1        | -        | 2        |
| Tennessee | 2        | 3        | -        | 5        |



# AUBURN AT THE SEC TOURNAMENT

## 2007 Nov. 7, 2007 Orange Beach, Ala. #5 Seed

|        | 1 | 2 | O | F |
|--------|---|---|---|---|
| Auburn | 0 | 2 | 0 | 2 |
| LSU    | 0 | 2 | 0 | 2 |

LSU advances on PKs, 4-2

## 2008 Nov. 5, 2008 Orange Beach, Ala. #3 Seed

|           | 1 | 2 | O | F |
|-----------|---|---|---|---|
| Auburn    | 0 | 1 | - | 1 |
| Tennessee | 1 | 1 | - | 2 |

## 2009 Nov. 4, 2009 Orange Beach, Ala. #6 Seed

|          | 1 | 2 | O | F |
|----------|---|---|---|---|
| Auburn   | 1 | 1 | - | 2 |
| Ole Miss | 0 | 1 | - | 1 |

### Nov. 6, 2009

|        | 1 | 2 | O | F |
|--------|---|---|---|---|
| Auburn | 0 | 0 | - | 0 |
| LSU    | 0 | 1 | - | 1 |

## 2010 Nov. 4, 2010 Orange Beach, Ala. #5 Seed

|         | 1 | 2 | O | F/2OT |
|---------|---|---|---|-------|
| Auburn  | 1 | 0 | 0 | 1     |
| Georgia | 0 | 1 | 1 | 2     |

## 2011 Nov. 2, 2011 Orange Beach, Ala. #7 Seed

|        | 1 | 2 | O | F |
|--------|---|---|---|---|
| Auburn | 1 | 2 | - | 3 |
| LSU    | 0 | 0 | - | 0 |

### Nov. 4, 2011

|           | 1 | 2 | O | F |
|-----------|---|---|---|---|
| Auburn    | 1 | 1 | - | 2 |
| Tennessee | 0 | 0 | - | 0 |

### Nov. 6, 2011

|         | 1 | 2 | O | F |
|---------|---|---|---|---|
| Auburn  | 2 | 1 | - | 3 |
| Florida | 1 | 1 | - | 2 |

## 2012 Oct. 31, 2012 Orange Beach, Ala. #6 Seed

|           | 1 | 2 | O | F |
|-----------|---|---|---|---|
| Auburn    | 0 | 0 | 0 | 0 |
| Tennessee | 0 | 0 | 0 | 0 |

Auburn advances on PKs, 5-3

### Nov. 2, 2012

|           | 1 | 2 | O | F |
|-----------|---|---|---|---|
| Auburn    | 0 | 2 | - | 2 |
| Texas A&M | 0 | 0 | - | 0 |

### Nov. 4, 2012

|         | 1 | 2 | O | F |
|---------|---|---|---|---|
| Auburn  | 0 | 0 | - | 0 |
| Florida | 2 | 1 | - | 3 |

## 2013 Nov. 4, 2013 Orange Beach, Ala. #10 Seed

|        | 1 | 2 | O | F |
|--------|---|---|---|---|
| Auburn | 0 | 0 | 1 | 1 |
| LSU    | 0 | 0 | - | 0 |

### Nov. 6, 2013

|           | 1 | 2 | O | F |
|-----------|---|---|---|---|
| Auburn    | 0 | 0 | - | 0 |
| Texas A&M | 1 | 0 | - | 1 |

## 2014 Nov. 5, 2014 Orange Beach, Ala. #6 Seed

|          | 1 | 2 | O | F |
|----------|---|---|---|---|
| Auburn   | 0 | 1 | - | 1 |
| Kentucky | 2 | 0 | - | 2 |

## 2015 Nov. 4, 2015 Orange Beach, Ala. #4 Seed

|                | 1 | 2 | O | F |
|----------------|---|---|---|---|
| Auburn         | 0 | 2 | 0 | 2 |
| South Carolina | 1 | 1 | 0 | 2 |

Auburn advances on PKs, 5-3

### Nov. 6, 2015

|         | 1 | 2 | O | F |
|---------|---|---|---|---|
| Auburn  | 0 | 0 | - | 0 |
| Florida | 2 | 0 | - | 2 |

## 2016 Nov. 2, 2016 Orange Beach, Ala. #2 Seed

|           | 1 | 2 | O | F |
|-----------|---|---|---|---|
| Auburn    | 0 | 3 | - | 3 |
| Tennessee | 0 | 1 | - | 1 |

### Nov. 4, 2016

|          | 1 | 2 | O | F |
|----------|---|---|---|---|
| Auburn   | 0 | 1 | - | 1 |
| Arkansas | 1 | 2 | - | 3 |

## 2017 Oct. 31, 2017 Orange Beach, Ala. #6 Seed

|         | 1 | 2 | O | F |
|---------|---|---|---|---|
| Auburn  | 0 | 0 | - | 0 |
| Florida | 1 | 0 | - | 1 |



# AUBURN AT THE SEC TOURNAMENT

## Auburn Records at the SEC Tournament

|   |   |
|---|---|
| Most Goals Scored .....                 | 3 (4x), vs. Georgia (2001), vs. LSU (2011),<br>vs. Florida (2011), vs. Tennessee (2016)   |
| Most Goals Allowed.....                 | 8, vs. Arkansas (1993)  |
| Fewest Goals Allowed.....               | 0 (5x), vs. Kentucky (2005), vs. LSU (2011), vs. Tennessee (2011),<br>vs. Tennessee (2012), vs. Texas A&M (2012)  |
| Most Goals Scored in 1st Half .....     | 2, vs. Florida (2011)   |
| Most Goals Allowed in 1st Half .....    | 2 (4x), vs. Tennessee (2006), vs. Florida (2012),<br>vs. Kentucky (2014), vs. Florida (2015)  |
| Most Goals Scored in 2nd Half .....     | 3, vs. Tennessee (2016)   |
| Most Goals Allowed in 2nd Half .....    | 3, vs. Tennessee (2006)   |
| Most Goals Scored in a Defeat.....      | 2 (2x), vs. Tennessee (2006), vs. LSU (2007)  |
| Most Goals Allowed in a Victory .....   | 2 (3x), vs. Georgia (2001),<br>vs. Florida (2011), vs. South Carolina (2015)  |
| Largest Margin of Victory.....          | 3, vs. LSU (2011)   |
| Largest Margin of Defeat .....          | 8, vs. Arkansas (1993)  |
| Quickest Goal Scored in 1st Half .....  | 2:38, Mary Coffed vs. Ole Miss (2009)   |
| Quickest Goal Allowed in 1st Half.....  | 0:17, vs. Ole Miss (2004)   |
| Quickest Goal Scored in 2nd Half .....  | 46:54, Michelle Mione vs. Ole Miss (2001)   |
| Quickest Goal Allowed in 2nd Half ..... | 47:22, vs. Florida (2001)   |
| Most Points in a Tournament.....        | 8, Casie Ramsier (2016)   |
| Most Goals in a Tournament .....        | 4, Casie Ramsier (2016)   |
| Most Assists in a Tournament.....       | 2 (11x), last Bri Folds/Brooke Ramsier (2016)   |
| Most Saves in a Tournament.....         | 21, Anna Fiser (2005)   |
| Most Points in a Game .....             | 6, Casie Ramsier vs. Tennessee (2016)   |
| Most Goals in a Game .....              | 3, Casie Ramsier vs. Tennessee (2016)   |
| Most Assists in a Game.....             | 2 (5x), Sara Power vs. Georgia (2001), Caitlin King vs. LSU (2007),<br>...Katy Frierson vs. Ole Miss (2009), Tori Ball vs. Texas A&M (2012), Brooke Ramsier vs. South Carolina (2015) |
| Most Saves in a Game.....               | 12, Megan Rivera vs. Georgia (2003)   |





# AUBURN AT THE NCAA TOURNAMENT

## 2001

Nov. 16, 2001  
Clemson, S.C.  
NCAA First Round

|                   | 1 | 2 | O | F |
|-------------------|---|---|---|---|
| Auburn            | 0 | 0 | - | 0 |
| #19 Florida State | 0 | 0 | - | 1 |

## 2002

Nov. 15, 2002  
Tallahassee, Fla.  
NCAA First Round

|        | 1 | 2 | O | F |
|--------|---|---|---|---|
| Auburn | 2 | 0 | - | 2 |
| UCF    | 0 | 0 | - | 0 |

Nov. 17, 2002  
Tallahassee, Fla.  
NCAA Second Round

|               | 1 | 2 | O | F |
|---------------|---|---|---|---|
| Auburn        | 0 | 1 | - | 1 |
| Florida State | 1 | 1 | - | 2 |

## 2003

Nov. 14, 2003  
Tallahassee, Fla.  
NCAA First Round

|                | 1 | 2 | O | F |
|----------------|---|---|---|---|
| Auburn         | 1 | 0 | - | 1 |
| Oklahoma State | 0 | 0 | - | 0 |

Nov. 16, 2003  
Tallahassee, Fla.  
NCAA Second Round

|                  | 1 | 2 | O | F/2OT |
|------------------|---|---|---|-------|
| Auburn           | 1 | 0 | 0 | 0     |
| #6 Florida State | 0 | 1 | 1 | 2     |

## 2004

Nov. 12, 2004  
Auburn, Ala.  
NCAA First Round

|         | 1 | 2 | O | F |
|---------|---|---|---|---|
| Auburn  | 0 | 2 | - | 2 |
| Clemson | 0 | 0 | - | 0 |

Nov. 14, 2004  
Auburn, Ala.  
NCAA Second Round

|                | 1 | 2 | O | F |
|----------------|---|---|---|---|
| Auburn         | 0 | 0 | - | 0 |
| #14 Washington | 1 | 0 | - | 1 |

## 2006

Nov. 10, 2006  
Tallahassee, Fla.  
NCAA First Round

|                | 1 | 2 | O | F |
|----------------|---|---|---|---|
| Auburn         | 0 | 1 | - | 1 |
| #21 California | 2 | 1 | - | 3 |

## 2007

Nov. 16, 2007  
Gainesville, Fla.  
NCAA First Round

|        | 1 | 2 | O | F |
|--------|---|---|---|---|
| Auburn | 0 | 1 | - | 1 |
| UCF    | 2 | 1 | - | 3 |

## 2008

Nov. 14, 2008  
Auburn, Ala.  
NCAA First Round

|         | 1 | 2 | O | F |
|---------|---|---|---|---|
| Auburn  | 1 | 1 | - | 2 |
| Belmont | 0 | 0 | - | 0 |

Nov. 16, 2008  
Auburn, Ala.  
NCAA Second Round

|                  | 1 | 2 | O | F |
|------------------|---|---|---|---|
| Auburn           | 0 | 0 | - | 0 |
| #6 Florida State | 1 | 0 | - | 1 |

## 2009

Nov. 13, 2009  
Tallahassee, Fla.  
NCAA First Round

|            | 1 | 2 | O | F |
|------------|---|---|---|---|
| Auburn     | 0 | 1 | 0 | 1 |
| California | 1 | 0 | 1 | 2 |

## 2010

Nov. 12, 2010  
Tallahassee, Fla.  
NCAA First Round

|         | 1 | 2 | O | F |
|---------|---|---|---|---|
| Auburn  | 0 | 1 | - | 1 |
| #25 USF | 1 | 2 | - | 3 |

## 2011

Nov. 12, 2011  
Auburn, Ala.  
NCAA First Round

|            | 1 | 2 | O | F |
|------------|---|---|---|---|
| Auburn     | 1 | 1 | - | 2 |
| Utah State | 0 | 1 | - | 1 |

Nov. 18, 2011  
Stillwater, Okla.  
NCAA Second Round

|          | 1 | 2 | O | F |
|----------|---|---|---|---|
| Auburn   | 0 | 0 | - | 0 |
| Maryland | 0 | 1 | - | 1 |

## 2012

Nov. 9, 2012  
Seattle, Wash.  
NCAA First Round

|         | 1 | 2 | O | F |
|---------|---|---|---|---|
| Auburn  | 2 | 0 | - | 2 |
| Belmont | 1 | 0 | - | 1 |

Nov. 15, 2012  
Provo, Utah  
NCAA Second Round

|        | 1 | 2 | O | F |
|--------|---|---|---|---|
| Auburn | 0 | 0 | - | 0 |
| #2 BYU | 0 | 1 | - | 1 |

## 2014

Nov. 15, 2014  
Fort Myers, Fla.  
NCAA First Round

|                    | 1 | 2 | O | F |
|--------------------|---|---|---|---|
| Auburn             | 1 | 0 | - | 1 |
| Florida Gulf Coast | 0 | 0 | - | 0 |

Nov. 16, 2014  
Gainesville, Fla.  
NCAA Second Round

|                | 1 | 2 | O | F |
|----------------|---|---|---|---|
| Auburn         | 1 | 0 | - | 0 |
| #16 Texas Tech | 1 | 1 | - | 2 |





# AUBURN AT THE NCAA TOURNAMENT

## 2015 Nov. 14, 2015 Auburn, Ala. NCAA First Round

|              | 1 | 2 | O | F |
|--------------|---|---|---|---|
| Auburn       | 1 | 0 | - | 1 |
| SE Louisiana | 0 | 0 | - | 0 |

## Nov. 20, 2015 Tallahassee, Fla. NCAA Second Round

|                | 1 | 2 | O | F |
|----------------|---|---|---|---|
| Auburn         | 2 | 0 | 1 | 3 |
| #15 Texas Tech | 1 | 1 | 0 | 2 |

## Nov. 22, 2015 Tallahassee, Fla. NCAA Sweet 16

|                  | 1 | 2 | O | F |
|------------------|---|---|---|---|
| Auburn           | 0 | 0 | - | 0 |
| #2 Florida State | 2 | 0 | - | 2 |

## 2016 Nov. 12, 2016 Auburn, Ala. NCAA First Round

|               | 1 | 2 | O | F |
|---------------|---|---|---|---|
| Auburn        | 1 | 3 | - | 4 |
| South Alabama | 0 | 0 | - | 0 |

## Nov. 18, 2016 Gainesville, Fla. NCAA Second Round

|           | 1 | 2 | O | F |
|-----------|---|---|---|---|
| Auburn    | 3 | 1 | - | 4 |
| #13 UConn | 1 | 0 | - | 1 |

## Nov. 20, 2016 Auburn, Ala. NCAA Sweet 16

|            | 1 | 2 | O | F |
|------------|---|---|---|---|
| Auburn     | 1 | 2 | - | 3 |
| #9 Florida | 0 | 1 | - | 1 |

## Nov. 25, 2016 Los Angeles, Calif. NCAA Elite Eight

|        | 1 | 2 | O | F |
|--------|---|---|---|---|
| Auburn | 0 | 0 | - | 0 |
| #3 USC | 1 | 0 | - | 1 |

## 2017 Nov. 10, 2017 Auburn, Ala. NCAA First Round

|         | 1 | 2 | O | F |
|---------|---|---|---|---|
| Auburn  | 0 | 1 | - | 1 |
| Hofstra | 0 | 0 | - | 0 |

## Nov. 17, 2017 Palo Alto, Calif. NCAA Second Round

|             | 1 | 2 | O | F |
|-------------|---|---|---|---|
| Auburn      | 0 | 0 | - | 0 |
| #1 Stanford | 0 | 2 | - | 2 |

### Auburn Records at the NCAA Tournament

|   |   |
|---|---|
| Most Goals Scored                           | 4 (2x), vs. South Alabama (2016), vs. UConn (2016)  |
| Most Goals Allowed                          | 3 (3x), vs. USF (2010), vs. UCF (2007), vs. California (2006)   |
| Fewest Goals Allowed                        | 0 (7x), vs. UCF (2002), vs. Oklahoma State (2004), vs. Clemson (2004), vs. Belmont (2008), vs. FGCU (2014), vs. SE Louisiana (2015), vs. South Alabama (2016) |
| Most Goals Scored in 1st Half               | 3, vs. UConn (2016)   |
| Most Goals Allowed in 1st Half              | 2 (3x), vs. California (2006), vs. UCF (2007), vs. Florida State (2015)   |
| Most Goals Scored in 2nd Half               | 3, vs. South Alabama (2016)   |
| Most Goals Allowed in 2nd Half              | 2 (2x), vs. USF (2010), at Stanford (2017)  |
| Most Goals Scored in a Defeat               | 1 (7x), last vs. BYU (2012)   |
| Most Goals Allowed in a Victory             | 2, vs. Texas Tech (2015)  |
| Largest Margin of Victory                   | 4, vs. South Alabama (2016)   |
| Largest Margin of Defeat                    | 2 (7x), last at Stanford (2017)   |
| Quickest Goal Scored in 1st Half            | 2:12, Tori Ball vs. Washington (2012)   |
| Quickest Goal Allowed in 1st Half           | 0:55, vs. UConn (2016)  |
| Quickest Goal Scored in 2nd Half            | 51:41, Ana Cate vs. USF (2010)  |
| Quickest Goal Allowed in 2nd Half           | 45:34, vs. Florida State (2003)   |
| Most Shots Taken                            | 29, vs. SE Louisiana (2015)   |
| Most Shots Allowed                          | 26, vs. Florida State (2008)  |
| Fewest Shots Taken                          | 3, vs. Florida State (2002)   |
| Fewest Shots Allowed                        | 1, vs. South Alabama (2016)   |
| Most Corners Taken                          | 12 (2x), vs. Utah State (2011), vs. SE Louisiana (2015)   |
| Most Corners Allowed                        | 13, vs. Oklahoma State (2003)   |
| Fewest Corners Taken                        | 0, vs. FGCU (2014)  |
| Fewest Corners Allowed                      | 0 (2x), vs. USF (2010), vs. Florida (2016)  |
| Most Saves                                  | 12, vs. Florida State (2008)  |
| Most Saves (Opponent)                       | 11, vs. SE Louisiana (2015)   |
| Fewest Saves                                | 1 (4x), vs. Belmont (2008), vs. Utah State (2011), vs. SE Louisiana (2015), vs. South Alabama (2016)  |
| Fewest Saves (Opponent)                     | 1 (4x), vs. Florida State (2002), vs. Florida State (2015), vs. South Alabama (2016), vs. Florida (2016)  |
| Most Fouls Committed                        | 18, vs. Florida State (2002)  |
| Most Fouls Committed (Opponent)             | 19, vs. Clemson (2004)  |
| Fewest Fouls Committed                      | 4 (2x), vs. UCF (2002), vs. SE Louisiana (2015)   |
| Fewest Fouls Committed (Opponent)           | 5 (2x), vs. Florida State (2008), vs. SE Louisiana (2015)   |
| Most Shots in 1st Half                      | 18, vs. SE Louisiana (2015)   |
| Fewest Shots in 1st Half                    | 1, vs. Clemson (2004)   |
| Most Shots Allowed in 1st Half              | 11, vs. Florida State (2015)  |
| Fewest Shots Allowed in 1st Half            | 0 (2x), vs. Utah State (2011), vs. South Alabama (2016)   |
| Most Shots in 2nd Half                      | 12, vs. Florida State (2008)  |
| Fewest Shots in 2nd Half                    | 1 (2x), vs. Florida State (2002), at Stanford (2017)  |
| Most Shots Allowed in 2nd Half              | 17, vs. Florida State (2008)  |
| Fewest Shots Allowed in 2nd Half            | 1, vs. South Alabama (2016)   |
| Consecutive Minutes Without Allowing a Goal | 150:31, vs. UConn (2016), vs. Florida (2016)  |
| Record Attendance at Auburn                 | 1,729, vs. SE Louisiana (2015)  |
| Record Attendance at Other Venue            | 2,317, vs. BYU (2012)   |



---

# SPOT CHART

---



# TV/RADIO SPOT CHART



**1**  
Hailey  
**WHITAKER**  
F » Fr.



**2**  
Dani  
**SOLARU**  
F/MF » Jr.



**3**  
Alyssa  
**MALONSON**  
F/D » So.



**4**  
Bri  
**FOLDS**  
F/MF » Jr.



**5**  
Abby  
**MEADOWS**  
F » R-Jr.



**6**  
Katie  
**HICKMAN**  
F/MF » R-So.



**7**  
Abby  
**JACOBS**  
D » Fr.



**8**  
Julia  
**PACK**  
MF/F » Fr.



**9**  
Jessie  
**GEROW**  
F/MF » Jr.



**10**  
Ashton  
**BROCK**  
MF » Sr.



**11**  
Stella  
**KISS**  
MF » Fr.



**12**  
Sarah  
**HOUCHIN**  
D » So.




**14**  
Sarah  
**LE BEAU**  
GK » R-Sr.




**15**  
Silvana  
**POULTER**  
F » So.



**16**  
Rocio  
**SANDERS**  
MF » So.



**17**  
Taylor  
**TROUTMAN**  
D/F » Sr.



**18**  
Taylor  
**GOSSELEIN**  
F » Fr.



**19**  
Sophie  
**MILICH**  
GK » R-Jr.




**20**  
Olivia  
**DEVELS**  
MF » Fr.



**21**  
Kori  
**LOCKSLEY**  
F » R-Fr.




**22**  
M.E.  
**CRAVEN**  
D » Fr.



**27**  
Cami  
**ROGERS**  
F » R-Fr.



**28**  
Treva  
**AYCOCK**  
F » Jr.




**29**  
Gianna  
**MONTINI**  
MF » Sr.



**34**  
Morgan  
**RAMBY**  
GK » R-Fr.




**44**  
Angeline  
**DALY**  
MF » R-fr.




**48**  
Jaelyn  
**GADSON**  
F » So.



**HC**  
Karen  
**HOPPA**  
20th season



**AC**  
James  
**ARMSTRONG**  
6th season



**AC**  
Ben  
**MADSEN**  
7th season



**DO**  
Amy  
**REIF**  
1st season