



# 2024 AUBURN SOFTBALL

#WarEagle | 17 All-Americans • Two SEC Tournament Championships • 2015, 2016 Women's College World Series

Softball Contact | Taylor Shirey • @taylor\_shirey14 • trs0010@auburn.edu • (C) 334-750-0710

Auburn Athletics Communications | 392 South Donahue Drive • Auburn, AL 36830 • AuburnTigers.com • @AuburnSoftball

## 2024 SCHEDULE/RESULTS

Date	Opponent	Time/Network/Result
Feb. 9	! (RV)/#23 VIRGINIA TECH	L, 1-8 (8)
Feb. 9	! BELMONT	W, 6-1
Feb. 10	! (RV)/#23 VIRGINIA TECH	T, 5-5 (6)
Feb. 14	\$ vs. (RV) Wichita State	6:00 P.M. (FLOSoftball)
Feb. 15	\$ vs. UC Davis	12:30 P.M. (FLOSoftball)
Feb. 15	\$ vs. #13/16 Utah	3:00 P.M. (FLOSoftball)
Feb. 17	\$ vs. #8/7 Clemson	3:00 P.M. (FLOSoftball)
Feb. 23	^ LONGWOOD	1:00 P.M.
Feb. 23	^ SEMO	4:00 P.M.
Feb. 24	^ LONGWOOD	1:00 P.M. (SECN+)
Feb. 24	^ NORTHERN IOWA	4:00 P.M. (SECN+)
Feb. 25	^ NORTHERN IOWA	1:00 P.M.
Feb. 25	^ SEMO	4:00 P.M.
Feb. 28	* at UAB	5:00 P.M.
March 1	& USC UPSTATE	1:00 P.M. (SECN+)
March 1	& NORTHWESTERN	4:00 P.M. (SECN+)
March 2	& NORTH TEXAS	2:00 P.M.
March 2	& NORTHWESTERN	5:00 P.M.
March 3	& NORTH TEXAS	1:00 P.M. (SECN+)
March 3	& USC UPSTATE	4:00 P.M. (SECN+)
March 6	TROY	5:30 P.M. (SECN+)
March 8	* at Missouri	4:00 P.M.
March 9	* at Missouri	2:00 P.M.
March 10	* at Missouri	12:00 P.M.
March 15	* ARKANSAS	5:00 P.M. (SECN+)
March 16	* ARKANSAS	3:00 P.M. (SECN+)
March 17	* ARKANSAS	1:00 P.M. (SECN+)
March 19	* at Troy	6:00 P.M.
March 22	* at Texas A&M	6:00 P.M.
March 23	* at Texas A&M	4:30 P.M. (SECN)
March 24	* at Texas A&M	1:00 P.M.
March 29	* TENNESSEE	5:00 PM (SECN)
March 30	* TENNESSEE	4:00 P.M. (SECN+)
March 31	* TENNESSEE	1:00 P.M. (SECN+)
April 3	SAMFORD	6:00 P.M. (SECN+)
April 5	% LOUISIANA TECH	2:00 P.M. (SECN+)
April 5	% GEORGIA TECH	5:00 P.M. (SECN+)
April 6	% LOUISIANA TECH	1:00 P.M. (SECN+)
April 6	% GEORGIA TECH	4:00 P.M. (SECN+)
April 10	* UAB	6:00 P.M. (SECN+)
April 12	* at LSU	TBA
April 13	* at LSU	TBA
April 14	* at LSU	TBA
April 20	* KENTUCKY	3:00 P.M. (SECN)
April 21	* KENTUCKY	6:00 P.M. (SECN)
April 22	* KENTUCKY	6:00 P.M. (SECN)
April 26	* at Ole Miss	5:00 P.M. (SECN)
April 27	* at Ole Miss	TBA
April 28	* at Ole Miss	12:00 P.M. (SECN)
May 2	* ALABAMA	7:00 P.M. (ESPNU)
May 3	* ALABAMA	5:00 P.M. (SECN)
May 4	* ALABAMA	11:00 A.M. (SECN)
May 7-11	# SEC TOURNAMENT	TBA
May 16-19	NCAA REGIONAL	TBA
May 23-26	NCAA SUPER REGIONAL	TBA
May 30-June 7	WOMEN'S COLLEGE WORLD SERIES	TBA

**BOLD** indicates home contest | All times listed in Central and subject to change

\* - Southeastern Conference Game | I - Tiger Invite (Auburn, Ala.)

\$ - Puerto Vallarta College Challenge (Puerto Vallarta, Mexico)

^ - Plainsman Invitational (Auburn, Ala.) | & - Jane B. Moore Memorial (Auburn, Ala.)

% - War Eagle Classic (Auburn, Ala.) | # - SEC Tournament (Auburn, Ala.)

## PV COLLEGE CHALLENGE

### AUBURN TIGERS

RECORD: 1-1-1 (0-0 SEC)

RANKINGS: #25 NFCA | #24 USA Softball | NR DI Softball | #25 Softball America

HEAD COACH: Mickey Dean (Elon, 1987)

CAREER RECORD: 685-282-1 (18th Season)

RECORD AT AUBURN: 207-110-1 (7th Season)



### WICHITA STATE SHOCKERS

RECORD: 2-0 (0-0 American)

RANKINGS: RV NFCA | NR USA Softball | NR DI Softball | NR Softball America

HEAD COACH: Kristi Bredbenner (Truman State, 2001)

CAREER RECORD: 697-379-1 (20th Season)

RECORD AT WICHITA STATE: 371-278-1 (13th Season)



### UC DAVIS MUSTANGS

RECORD: 2-2 (0-0 Big West)

RANKINGS: NR NFCA | NR USA Softball | NR DI Softball | NR Softball America

HEAD COACH: Erin Thorpe (UC San Diego, 2000)

CAREER RECORD: 242-517-1 (21st Season)

RECORD AT UC DAVIS: 210-225 (10th Season)



### UTAH UTES

RECORD: 4-1 (0-0 Pac-12)

RANKINGS: #13 NFCA | #16 USA Softball | #15 DI Softball | #14 Softball America

HEAD COACH: Amy Hogue (Utah, 1994)

CAREER RECORD: 444-395-1 (17th Season)

RECORD AT UTAH: 444-395-1 (17th Season)



### CLEMSON TIGERS

RECORD: 4-1 (0-0 ACC)

RANKINGS: #8 NFCA | #7 USA Softball | #10 DI Softball | #6 Softball America

HEAD COACH: John Rittman (New Mexico State, 1986)

CAREER RECORD: 908-397-3 (23rd Season)

RECORD AT CLEMSON: 158-46 (5th Season)



## FIRST PITCH

TELEVISION: FloSoftball

TALENT: TBA

RADIO: NONE

LOCATION: Puerto Vallarta, Mexico

STADIUM: Nancy Almaraz Stadium

### WEATHER FORECAST

WEDNESDAY: 69 Degrees - Light Rain (65%)

THURSDAY: 68 Degrees - Light Rain (25%)

FRIDAY: 67 Degrees - Light Rain (70%)

SATURDAY: 64 Degrees - Clear (0%)

## LEADING OFF

- Returning to Puerto Vallarta for the first time since the 2017 season, Auburn readies for a tough slate of games featuring a pair of ranked opponents.
- Head Coach Mickey Dean returns after leading the program to its ninth consecutive NCAA Tournament appearances. In his 17th season of collegiate softball, Dean is 15 victories shy of surpassing 700 wins in his head coaching career.
- With its 5-5 tie with Virginia Tech over Opening Weekend, Auburn saw its first tie since the 2014 season and just the third in school history. Auburn also holds ties with Troy (2014) and Florida State (1999).

## BY THE NUMBERS

**9** Maddie Penta was tabbed the No. 9 player in the country in both D1 Softball and Softball America's preseason player rankings

**8** Closing in on yet another Auburn record, Maddie Penta is just eight wins shy of becoming the program's all-time wins leader

**26** Eying a historic milestone, Auburn needs just 26 wins over the course of the 2024 season to secure the 1,000th win in program history

#WarEagle



AuburnTigers.com



@AuburnSoftball | @AuburnTigers



/AuburnSoftball  
/AuburnTigers

**TEAM SCHEDULE AND MEDIA AVAILABILITY » WEEK OF FEBRUARY 12-18**

MONDAY February 12	TUESDAY February 13	WEDNESDAY February 14	THURSDAY February 15	FRIDAY February 16	SATURDAY February 17	SUNDAY February 18
<b>OFF DAY</b>	<b>TRAVEL DAY</b>	<b>GAME</b> Wichita State 4 p.m.	<b>GAMES</b> UC Davis 12:30 p.m. Utah 3 p.m.	<b>TBA</b>	<b>GAME</b> Clemson 3 p.m.	<b>RETURN FROM MEXICO</b>
<b>NO MEDIA</b>	<b>NO MEDIA</b>	<b>INTERVIEWS POSTGAME</b>	<b>INTERVIEWS POSTGAME</b>		<b>INTERVIEWS POSTGAME</b>	<b>NO MEDIA</b>

**AUBURN ATHLETICS COMMUNICATIONS**

**AUBURNTIGERS.COM**

For updated game notes, statistics and latest information on Auburn softball and Auburn Athletics, visit AuburnTigers.com.

**INTERVIEW POLICY**

Coach Dean, assistant coaches and select student-athletes are available for interviews by contacting Taylor Shirey in the communications office. Media availabilities will be conducted in person at approximately 2:30 p.m. CT prior to Tuesday or Wednesday practices throughout the season unless otherwise specified. Specific interview request should be made at least 24 hours in advance to ensure availability. Additional requests will be granted based on student-athlete availability throughout the week.

Postgame interviews with Coach Dean and requested players will be conducted in-person following a brief cool-down period. Interview will be conducted outside Gregg E. Heim Player Development Center.

**CREDENTIALS**

Media members wishing to cover Auburn softball should contact Taylor Shirey at least 24 hours prior to each home contest. All credentials will be issued on a game-by-game basis. No passes will be issued in advance. Credentials will be available for pick up on game days at Media Will Call located at the main entrance of Jane B. Moore Field. Windows inside the press box will be open at all times, regardless of weather. Please dress accordingly. Limited field access will be granted for photography and videography.

**GAME DAY / PRESS SERVICES**

Press releases, statistics and game information will be available each week via AuburnTigers.com/Softball. Media members may request to be added to email lists to automatically receive up-to-date information on Auburn softball. Notes and statistics will be available digitally. A limited number of printed copies of game notes, statistics, lineups and final box scores will be available on game days. Wireless internet is available in the press box. Contact Taylor Shirey for password information. Video highlights will also be posted to ImagenCloud.

**VIDEO SERVICES**

FTP feeds of select Auburn softball highlights are available for the media. A number of studio and satellite services may be arranged for electronic media by emailing T.J. Johnson at tdj0023@auburn.edu.

**PHOTOGRAPHY**

For photos of Auburn softball or Auburn Athletics, contact Taylor Shirey via email at trs0010@auburn.edu. Credentials to shoot Auburn softball will be issued to only accredited photographers on assignment. Photographers may only shoot in the designated areas.

**QUICK FACTS**

**UNIVERSITY INFORMATION**

City \_\_\_\_\_ Auburn, Ala.  
 Founded \_\_\_\_\_ 1856  
 Enrollment \_\_\_\_\_ 33,015  
 Nickname \_\_\_\_\_ Tigers  
 Colors \_\_\_\_\_ Burnt Orange & Navy Blue  
 Affiliation \_\_\_\_\_ NCAA Division I  
 Conference \_\_\_\_\_ Southeastern (SEC)  
 Stadium (Capacity) \_\_\_\_\_ Jane B. Moore Field (2,316)  
 President \_\_\_\_\_ Dr. Christopher B. Roberts  
 Athletics Director \_\_\_\_\_ John Cohen

**TEAM INFORMATION**

Letterwinners Returning/Lost \_\_\_\_\_ 15/9  
 Starters Returning/Lost \_\_\_\_\_ 4/5  
 Pitchers Returning/Lost \_\_\_\_\_ 5/0  
 Newcomers \_\_\_\_\_ 7  
 2023 Overall Record \_\_\_\_\_ 43-19  
 2023 Conference Record/Finish \_\_\_\_\_ 15-9/3rd

**PROGRAM HISTORY**

First Year of Softball \_\_\_\_\_ 1997  
 All-Time Record \_\_\_\_\_ 974-622-3 (.610)  
 at Jane B. Moore Field (1998-Present) \_\_\_\_\_ 527-203-2 (.725)  
 at AU City Complex (1997-98) \_\_\_\_\_ 18-18 (.500)  
 Total Home Record \_\_\_\_\_ 545-221-2 (.711)  
 All-Time SEC Record \_\_\_\_\_ 334-365 (.478)  
 SEC Tournament Appearances \_\_\_\_\_ 22  
 SEC Tournament Record \_\_\_\_\_ 22-27 (.449)  
 NCAA Tournament Appearances \_\_\_\_\_ 18  
 NCAA Tournament Record \_\_\_\_\_ 26-30 (.464)

**STAFF INFORMATION**

Head Coach \_\_\_\_\_ Mickey Dean (Elon, 1987)  
 Career Softball Record \_\_\_\_\_ 685-282-1 (.708) / 18th Season  
 Record at Auburn \_\_\_\_\_ 207-110-1 (.653) / 7th Season  
 Associate Head Coach \_\_\_\_\_ Emily Carosone  
 Assistant Coach \_\_\_\_\_ Eugene Lenti  
 Assistant Coach \_\_\_\_\_ Hannah Sparks  
 Video Analyst \_\_\_\_\_ Savanna Parker  
 Director of Operations \_\_\_\_\_ Leisa Lee

**MEDIA INFORMATION**

Sr. Associate AD/Communications \_\_\_\_\_ Kirk Sampson  
 Assistant Director/Softball Contact \_\_\_\_\_ Taylor Shirey  
 Email \_\_\_\_\_ trs0010@auburn.edu  
 Phone \_\_\_\_\_ 334-750-0710  
 Mailing Address \_\_\_\_\_ Auburn Athletics Complex  
 \_\_\_\_\_ 392 S. Donahue Dr.  
 Website \_\_\_\_\_ AuburnTigers.com  
 Facebook \_\_\_\_\_ Facebook.com/AuburnSoftball  
 X/Instagram \_\_\_\_\_ @AuburnSoftball

**GAMEDAY EXPERIENCE: JANE B. MOORE FIELD**

» Jane B. Moore Field enters its 26th season hosting the Auburn softball program. On April, 26, 2003, the Auburn Softball Complex was renamed Jane B. Moore Field in honor of Dr. Jane Moore who served more than 20 years as a member of Auburn's Committee on Intercollegiate Athletics. The complex holds dimensions of 201 feet at the corners and 220 feet in straight-away center field.



2024 ROSTER

NUMERICAL ROSTER

No.	Name	Pos.	Ht.	B/T	Year	Hometown (High School/Previous School)
1	Thalia Martin	UTL	5-6	R/R	Fr.	Lilburn, Ga. (Brookwood)
3	Icess Tresvik	UTL	5-9	R/R	Jr.	Wilmington, N.C. (North Carolina A&T)
4	Emmah Rolfe	RHP	5-10	R/R	So.	Madison, Ala. (Bob Jones)
5	Mariah Penta	UTL	5-9	R/R	Fr.	Chesapeake City, Md. (Bohemia Manor)
9	Maddie Penta	RHP	6-2	R/R	Sr.	Chesapeake City, Md. (Bohemia Manor)
10	Makayla Packer	UTL	5-8	R/R	Sr.	Chattanooga, Tenn. (Baylor School)
11	Aubrie Lisenby	C/INF	5-7	R/R	Jr.	Huntsville, Ala. (Bob Jones)
13	Nelia Peralta	INF	5-6	R/R	Jr.	Wellington, Fla. (Wellington)
15	Skylar Elkins	C/UTL	5-8	R/R	So.	Locust Grove, Ga. (Locust Grove)
16	KK McCrary	OF	5-8	R/R	Sr.	Murfreesboro, Tenn. (Tennessee)
17	Chalea Clemmons	1B/LHP	6-1	L/L	Fr.	Alabaster, Ala. (Thompson)
18	Riley McNemar	INF	5-5	R/R	Jr.	Galena, Kan. (Galena)
20	Abbey Smith	OF	5-8	L/R	Jr.	Austin, Texas (James Bowie)
22	Anna Wohlers	C	5-9	L/R	Jr.	Davenport, Iowa (DePaul)
23	Axe Milanowski	INF	5-6	R/R	So.	Dothan, Ala. (Houston Academy)
24	Malayna Tamborra	RHP	5-9	R/R	Fr.	Marietta, Ga. (Mount Paran Christian School)
31	Millie Roberts	C/INF	5-7	R/R	So.	Owensboro, Ky. (Davies County)
34	Amelia Lech	C/UTL	5-10	R/R	Jr.	Thousand Oaks, Calif. (Maryland)
36	Kyla Stroud	INF	5-7	R/R	Fr.	Covington, Ga. (Newton)
55	Shelby Lowe	LHP	5-9	R/L	Sr.	Carrollton, Ala. (Pickens Academy)
66	Annabelle Widra	UTL/RHP	5-7	L/R	Jr.	Hoover, Ala. (Michigan)
99	Rose Roach	INF	5-6	L/R	Jr.	Elburn, Ill. (Kaneland)

ALPHABETICAL ROSTER

No.	Name	Pos.
17	Chalea Clemmons	1B/LHP
15	Skylar Elkins	C/UTL
34	Amelia Lech	C/UTL
11	Aubrie Lisenby	C/INF
55	Shelby Lowe	LHP
1	Thalia Martin	UTL
16	KK McCrary	INF
18	Riley McNemar	INF
23	Axe Milanowski	INF
10	Makayla Packer	UTL
9	Maddie Penta	RHP
5	Mariah Penta	UTL
13	Nelia Peralta	INF
99	Rose Roach	INF
31	Millie Roberts	C/INF
4	Emmah Rolfe	RHP
20	Abbey Smith	OF
36	Kyla Stroud	INF
24	Malayna Tamborra	RHP
3	Icess Tresvik	UTL
66	Annabelle Widra	UTL/RHP
22	Anna Wohlers	C

COACHING STAFF

**HEAD COACH** | MICKEY DEAN (SEVENTH SEASON)  
**ASSOCIATE HEAD COACH** | EMILY CAROSONE (FIRST AS  
ASSOCIATE HC | SIXTH OVERALL)  
**ASSISTANT COACH** | EUGENE LENTI (FIFTH SEASON)  
**ASSISTANT COACH** | HANNAH SPARKS (FIRST SEASON)  
**VIDEO ANALYST** | SAVANNA PARKER (FIRST SEASON)  
**DIRECTOR OF OPERATIONS** | LEISA LEE (FIFTH SEASON)  
**GRADUATE ASSISTANT** | ABBY TAYLOR  
**GRADUATE ASSISTANT** | HUNTER SEGARS

SUPPORT STAFF

**SPORT ADMINISTRATOR** | CASEY PAGE  
**ATHLETIC TRAINER** | OLIVIA KIM  
**STRENGTH & CONDITIONING** | BRYAN "PK" KARKOSKA  
**EQUIPMENT** | BRAD RAPACZ  
**COMMUNICATIONS** | TAYLOR SHIREY

BY CLASS

FRESHMEN (5)

Chalea Clemmons, Thalia Martin, Mariah Penta, Kyla Stroud, Malayna Tamborra

SOPHOMORES (4)

Skylar Elkins, Axe Milanowski, Millie Roberts, Emmah Rolfe

JUNIORS (9)

Amelia Lech, Aubrie Lisenby, Riley McNemar, Nelia Peralta, Rose Roach, Abbey Smith, Icess Tresvik, Annabelle Widra, Anna Wohlers

SENIORS (4)

Shelby Lowe, KK McCrary, Makayla Packer, Maddie Penta

PRONUNCIATION GUIDE

Emily **CAROSONE** \_\_\_\_\_ care-uh-SONY  
**CHALEA** Clemmons \_\_\_\_\_ chay-LEE  
Amelia **LECH** \_\_\_\_\_ leck  
Aubrie **LISENBY** \_\_\_\_\_ liz-IN-bee  
**THALIA** Martin \_\_\_\_\_ ta-LEE-uh  
KK **MCCRARY** \_\_\_\_\_ muh-CRAIR-ee  
Riley **MCMEMAR** \_\_\_\_\_ mick-KNEE-mer  
Axe **MILANOWSKI** \_\_\_\_\_ mil-an-OW-skee  
**NELIA** Peralta \_\_\_\_\_ NELL-ee-uh  
**KYLA** Stroud \_\_\_\_\_ KYE-la  
**MALAYNA** Tamborra \_\_\_\_\_ muh-LANE-na  
**ICISS** Tresvik \_\_\_\_\_ EYE-sis  
Annabelle **WIDRA** \_\_\_\_\_ WEE-dra  
Anna **WOHLERS** \_\_\_\_\_ WOOL-ers

INSIDE THE MATCHUP

AUBURN	VALUE
Batting Average	.263
Hits	20
Runs per Game	4.0
Extra-Base Hits	8
RBI	10
Slugging Percentage	.474
On-Base Percentage	.380
Stolen Bases	4-4
ERA	2.00
Shutouts	0
Walks	4
Strikeouts	26
Batting Average Against	.284
Fielding Percentage	.951

WICHITA STATE	VALUE
Batting Average	.226
Hits	12
Runs per Game	7.0
Extra-Base Hits	7
RBI	13
Slugging Percentage	.585
On-Base Percentage	.344
Stolen Bases	2-2
ERA	3.27
Shutouts	0
Walks	4
Strikeouts	15
Batting Average Against	.237
Fielding Percentage	.969

UC DAVIS MUSTANGS	VALUE
Batting Average	.223
Hits	21
Runs per Game	3.0
Extra-Base Hits	4
RBI	11
Slugging Percentage	.266
On-Base Percentage	.298
Stolen Bases	5-8
ERA	3.00
Shutouts	0
Walks	5
Strikeouts	15
Batting Average Against	.287
Fielding Percentage	.977

UTAH	VALUE
Batting Average	.345
Hits	50
Runs per Game	5.8
Extra-Base Hits	9
RBI	22
Slugging Percentage	.421
On-Base Percentage	.414
Stolen Bases	19-20
ERA	1.60
Shutouts	1
Walks	6
Strikeouts	22
Batting Average Against	.264
Fielding Percentage	.957

CLEMSON	VALUE
Batting Average	.313
Hits	40
Runs per Game	5.2
Extra-Base Hits	11
RBI	23
Slugging Percentage	.469
On-Base Percentage	.408
Stolen Bases	3-3
ERA	1.97
Shutouts	1
Walks	3
Strikeouts	34
Batting Average Against	.244
Fielding Percentage	.957

PROBABLE AUBURN STARTERS

POS. NO.	NAME	CL.	B/T	AVG.	GP-GS	AB	R	H	2B	3B	HR	RBI	SLG%	OB%
C	11 Aubrie Lisenby	Jr.	R/R	.167	3-3	6	0	1	0	0	0	1	.167	.286
1B	34 Amelia Lech	Jr.	R/R	.250	3-3	8	3	2	0	0	2	3	1.000	.333
2B	99 Rose Roach	Jr.	L/R	.500	1-1	2	0	1	0	0	0	0	.500	.500
3B	22 Anna Wohlers	Jr.	L/R	.286	3-3	7	1	2	1	0	0	1	.429	.444
SS	13 Nelia Peralta	Jr.	R/R	.167	2-2	6	0	1	0	0	0	0	.167	.375
LF	16 KK McCrary	Sr.	R/R	.222	3-3	9	2	2	0	0	2	3	.889	.333
CF	10 Makayla Packer	Sr.	R/R	.200	3-3	5	1	1	0	0	0	0	.200	.500
RF	3 Icess Tresvik	Jr.	R/R	.400	3-3	10	2	4	1	0	0	0	.500	.500
DP	17 Chalea Clemmons	Fr.	L/L	.429	3-2	7	1	3	1	0	0	0	.571	.500

POS.	NO.	NAME	CL.	ERA	W-L	APP-GS	CG-SHO	SV	IP	H	R	ER	BB	SO	AVG.
RHP	9	Maddie Penta	Sr.	1.80	0-1	2-2	0-0	0	11.2	9	7	3	4	16	.205
RHP	66	Annabelle Widra	Jr.	4.20	1-0	2-0	0-0	0	3.1	5	2	2	0	6	.313
LHP	55	Shelby Lowe	Sr.	9.33	0-0	2-0	0-0	0	3.0	7	4	4	0	3	.467
-----															
RHP	24	Malayna Tamborra	Fr.	0.00	0-0	1-0	0-0	0	1.0	1	0	0	0	0	.250
RHP	4	Emmah Rolfe	So.	3.50	0-0	1-1	0-0	0	2.0	3	1	1	0	1	.333
RHP	3	Icess Tresvik	Jr.	0.00	0-0	0-0	0-0	0	0.0	0	0	0	0	0	.000
LHP	17	Chalea Clemmons	Fr.	0.00	0-0	0-0	0-0	0	0.0	0	0	0	0	0	.000

2024 AUBURN HONOR ROLL

AMELIA LECH, JR., C/UTL

- Tiger Invite All-Tournament Team

KK MCCRARY, SR., OF

- Tiger Invite All-Tournament Team

MADDIE PENTA, SR., RHP

- USA Softball Collegiate Player of the Year Watchlist
- Softball America Preseason First Team All-American
- Preseason All-SEC Team
- D1 Softball D100 Players - No. 9
- Softball America Preseason Player Rankings - No. 9
- Softball America Preseason

Pitcher Rankings - No. 3

NELIA PERALTA, JR., INF

- Preseason All-SEC Team

ICESS TRESVIK, JR., UTL

- Tiger Invite All-Tournament Team

PLAYER TO WATCH: MADDIE PENTA

» All-American and reigning SEC Pitcher of the Year, Maddie Penta returns to the circle after a record-breaking 2023 campaign. Penta closed her junior season as just the second Tiger in program history to record 300 strikeouts in a single season and is on pace to set numerous program records in 2024. The right-handed ace is just eight wins shy of setting the all-time wins record on the Plains.



# NOTEBOOK

## FIRST PITCH

» Coming off a 1-1-1 start at the Tiger Invite, Auburn softball returns to Puerto Vallarta Mexico for the first time since the 2017 season and is set to square off against ranked opponents for the second weekend in a row.

» With weather in the forecast, Auburn now opens the tournament on Wednesday at 4 p.m. CT versus Wichita State. Auburn will have a doubleheader on Thursday versus UC Davis and No. 13 Utah, beginning at 12 p.m. CT.

» Auburn is slated to also face No. 8 Clemson on Saturday but additional schedule changes for the weekend are expected.

» Fans can stream every contest of the Puerto Vallarta College Challenge with a FloSoftball subscription.

» Auburn last played in Puerto Vallarta in 2017 going 3-1 with wins over No. 1 Oklahoma, Nebraska and BYU.

## INSIDE THE SERIES: TIGER INVITE

### WICHITA STATE

» Auburn boasts an undefeated record versus the Shockers with wins in its five meetings. The Tigers have outscored Wichita State 25 to 5 in that stretch.

» The Tigers last meet Wichita State on the diamond in 2018 with Auburn taking a 2-0 win at Jane B. Moore Field. Auburn is 2-0 versus the Shockers at neutral sites.

### UC DAVIS

» Auburn and UC Davis has played just one time in program history. Auburn blanked the Mustangs 3-0 to take a win in the teams' lone meeting in 2005.

### UTAH

» Facing Utah just twice in school history, the series is knotted up at one win apiece. Auburn notched its victory in Tampa, Florida in 2007, knocking off the Utes in five innings, 9-1. Utah squeaked out a 3-4 win in the first meeting in 2001.

### CLEMSON

» A familiar postseason foe as of late, Auburn is facing Clemson for the first time in the regular season. Auburn competed in the Clemson Regional both in 2022 and 2023.

» Clemson leads the all-time series 3-1. Auburn picked up its first win last season, forcing the "if necessary" game of the Clemson Regional with a 5-2 win.

## RANKINGS ROUND UP

» After a tough opening weekend stretch with a pair of contests versus a ranked Virginia Tech, Auburn held steady in three of the four major polls.

» Auburn checked in at No. 25 in both the USA

Today/NFCA Coaches Poll and Softball America Top 25. The program's highest ranking of the week came from the ESPN.com/USA Softball Top 25 as Auburn checked in at No. 24.

» Dating back to the 2022 season, Auburn has been ranked in at least one major poll for 33 consecutive weeks, which is the second longest stretch in program history.

## WELCOME (BACK) TO THE PENTA-GON

» Returning for her final season on The Plains after an All-American performance in 2023, Maddie Penta enters her senior campaign with a long list of preseason accolades and poised for a repeat record-setting performance.

» Over the course of January, Penta was showered with multiple preseason honors that included a spot on the USA Softball Collegiate Player of the Year Watchlist. Penta was also selected to the Preseason All-SEC Team and was named a Preseason All-American by Softball America.

» The honors came after Penta turned in one of the most dominating pitching performances a season ago where she finished second in the nation with 303 strikeouts, becoming just the second Tiger in program history to record 300+ strikeouts in a season.

» After leading the SEC with 27 victories a season ago, Penta is just eight shy of becoming the winningest pitcher in school history. With a repeat effort in the circle, Penta would become the first pitcher in school history to record 250+ strikeouts in three consecutive seasons.

» Among her staggering numbers, she also ranked second in the league in earned run average (1.33), innings pitched (220.2), shutouts (8) and hits allowed per seven innings (3.93) while closing her junior season ranked in the top 10 in 11 Auburn single-season pitching categories.

» Next for Penta is to close her swan song by cementing her lasting legacy on the Auburn softball record book. While currently ranked in the top 10 in 19 career pitching categories, she's in a league of her own.

## PENTA IN AUBURN'S CAREER RECORD BOOK

2nd	Fewest Hits Allowed	330
2nd	Opponent Batting Average	.178
2nd	Most Strikeouts/7 Inn.	9.41
T2nd	Combined Shutouts	17
T2nd	Starts	94
3rd	Earned Run Average	1.75
4th	Strikeouts	693
4th	Fewest Runs Allowed	161
T4th	Wins	60
5th	Fewest Walks Allowed/7 Inn.	2.12
5th	Complete Games	38
5th	Fewest Earned Runs Allowed	129

5th	Strikeouts Looking	128
6th	Innings Pitched	515.1
6th	Fewest Walks Allowed	156
6th	Most At Bats Against	1851
T6th	Shutouts	13
8th	Most Batters Faced	2071
9th	Appearances	108

## MS. STEAL YOUR BASE

» After three consecutive seasons of double-digit steals, Makayla Packer is chasing down an Auburn record and a fourth season of base-running havoc could seal the deal.

» Despite turning in her lowest stolen bases number of her career with 14 last season, Packer still ranked in the top 15 in steals across the SEC. Packer also joined elite company with the 50th stolen base of her career, a mark only two other Tigers have ever reached.

» Packer needs a 20+ stolen base season, a feat she's done once before as a freshman to take down Shannon Anderson's career stolen base mark that has stood since 2004.

» After opening the season a perfect 3-for-3 in stolen bases, Packer holds the highest stolen base percentage in program history.

## AUBURN'S CAREER STOLEN BASES

- 73 Shannon Anderson (73-83) 2002-04
- 56 Victoria Draper (56-64) 2014-18
- 54 Makayla Packer (54-61) 2021-Pr.**

## AUBURN'S CAREER STOLEN BASE PCT.

- .885 Makayla Packer (55-61) 2021-Pr.**
- .880 Shannon Anderson (73-83) 2002-04
- .875 Victoria Draper (56-64) 2014-18

## SUAVE: PERALTA POISED FOR REPEAT ALL-SEC PERFORMANCE

» Selected to the 2024 Preseason All-SEC Team after turning in All-SEC performance a season ago, junior Nelia Peralta returns as the heart of the Auburn offense.

» A staple at the top of the lineup, Peralta led the team in hits (54), runs scored (39), walks (43) and on-base percentage (.479) last season. She was the first player to record 50 hits in a season since a quartet of Tigers did so in 2019. She finished sixth in the SEC in walks per game and ninth in the league in on-base percentage. Her first hit of the 2024 season, a single versus Virginia Tech on Feb. 9 was the 100th of her collegiate career.

» Peralta is expected to have a bigger role in generating runs this season and will likely be moved down in order for more RBI opportunities.

» While her offense shined, Peralta overhaul on defense went under the radar. Playing every inning at shortstop, Peralta cut her error in virtually half from 19 in 2022 to just eight in 2023. One of just two Tigers to start all 62 games last season, Peralta will

## SCORE BY INNING

	1st	2nd	3rd	4th	5th	6th	7th	EXTRAS	Total
<b>AUBURN</b>	1	1	3	1	5	1	0	0	12
<b>OPPONENTS</b>	0	1	0	0	4	2	0	7	14

## NOTEBOOK

be the veteran of Auburn's infield entering the season.

### PORTAL POWER

» Auburn dipped into the transfer portal over the offseason to bulk up its offense with the addition of Amelia Lech (Maryland) and Anna Wohlers (DePaul).  
 » The powerful duo combined for 62 runs, 96 hits, 56 extra-base hits including 28 home runs and 85 RBI during their 2023 campaigns.  
 » Coming off the best season of her career to date, Lech was honored as a NFCA Midwest All-Region Team member last season. Wohlers as a two-time All-BIG EAST selection in her two seasons at DePaul.  
 » Lech has lived up the slugging hype as both of her hits during opening weekend were home runs. She currently ranks tied for fourth in the SEC with her two homers.

### NEW KIDS ON THE BLOCK

» Touted as a top-25 recruiting class by Extra Inning Softball, a talented group of freshmen look to leave their mark on The Plains. The group features high school All-Americans, three second-generation student-athletes and some of the nation's top ranked position players.

### CHALEA CLEMMONS

- No. 5 first baseman (Extra Inning SB)
- High school All-American
- Tied the 6A state record for strikeouts in a season (314)

### THALIA MARTIN

- No. 15 overall recruit (Extra Inning SB)
- No. 3 third baseman (Extra Inning SB)
- Minority Softball Prospects All-American

### MARIAH PENTA

- A top-15 recruit (Extra Inning SB)
- Second-generation D1 softball athlete (Mother, Susan, was a pitcher at Delaware)
- Younger sister to All-American Maddie Penta

### KYLA STROUD

- No. 12 overall recruit (Extra Inning SB)
- No. 3 corner infielder (Extra Inning SB)
- Two-time USA All-American
- Father, Horace, was a member of the Auburn football team in the late '80s

### MALAYNA TAMBORRA

- No. 10 overall recruit (Extra Inning SB)
- GADC Pitcher of the Year
- Mother, Stacy, begin her softball career at Oklahoma before transferring to Florida State

### HOME ON THE PLAINS

» The friendly confines of Jane B. Moore Field has been too friendly for opposing teams in recent seasons.  
 » Since taking over the program in 2018, Mickey Dean has led the Tigers to at least 18 home wins in five of his six seasons. The only exception was the shortened 2020 campaign as the Tigers finished 11-2 at Jane B. Moore Field before the season was suspended.  
 » Dean currently holds the second-highest winning percentage in home games by a head coach and has also recorded the second most overall home wins.

### CAREER WINNING PERCENTAGE AT HOME

Clint Myers	.877	(122-17)
<b>Mickey Dean</b>	<b>.804</b>	<b>(137-33-1)</b>
Tina Deese	.643	(259-144)

» Dean isn't the only one that shines when on their home turf. Auburn ace Maddie Penta has lost just one game at Jane B. Moore Field since during the 2023 and 2024 seasons.  
 » Penta is 15-1 at Jane B. Moore Field after an undefeated performance at home last season. Penta is the only Tiger in program history to make at least 20 home appearances and not suffer a loss in a season.  
 » During her 15-1 performance over the last two seasons, Penta has added a 0.79 earned run average behind five shutouts and has struck out 156. She's had three double-digit strikeout performances in this 22-game span.

### THE CAT IN THE HAT: MICKEY DEAN ERA

» Entering his seventh season on the Plains, Mickey Dean is coming off his best season at Auburn and looks to continue to build off the foundation of set during the 2023 campaign.  
 » With three 40-win seasons to his credit, including back-to-back seasons of 40+ wins in 2022 and 2023, Dean has brought sustained success while adding to his impressive lists of accomplishments:

### MICKEY DEAN AUBURN HIGHLIGHTS

- The 15 straight wins to open the season were the most in SEC history among first-year head coaches
- All five members of the 2019 senior class was drafted in the 2019 National Pro Fastpitch Draft
- First Auburn freshman pitcher in program history to earn All-SEC honors (Shelby Lowe)
- Auburn's 900th Program Win: Auburn 10, Jacksonville State 0 on Feb 23, 2022
- Maddie Penta earned the program's first NFCA/Division I National Pitcher of the Week honor on March 9, 2022
- Bri Ellis became the first Auburn Tiger to win SEC Freshman of the Year in 20 years
- Bri Ellis earned the first Louisville Slugger/NFCA Division I National Player of the Week honor on Feb. 28, 2023
- 200th Victory at Auburn: Auburn 10, No. 19 South Carolina, 0 on April 30, 2023.
- Milestone victories in 2023: first series win over LSU since 2017; first series win at Alabama since 2017; first series sweep of Missouri in school history
- Maddie Penta selected 2023 SEC Pitcher of the Year - first Auburn
- Maddie Penta named NFCA First-Team All-American to become the first pitcher in program history to win first-team accolades

### PACK THE PLAINS

» With the addition of a brand new outfield deck behind left field, one of the greatest environments in college softball is getting even better.  
 » Since Mickey Dean took over the helm in 2018, Auburn is just one of four programs in the country to surpass 250,000+ accumulated attendance, joining Alabama, LSU and Arizona. Since that span, Auburn

ranks fourth in the country in average attendance with a mark of 1,570.

» With three home games under its belt, Auburn ranks eighth in the country in accumulated attendance with 5,440 fan visiting Jane B. Moore Field. It's average attendance mark of 1,813 is good for third in the country behind only LSU and South Carolina.

### IT JUST MEANS MORE... WINS

» Since the expansion of the SEC with the additions of Missouri and Texas A&M in 2014, Auburn has cemented itself as one of the winningest programs in the SEC.  
 » Winning 40 or more games in eight of the last 10 seasons, Auburn ranks fifth in the SEC with 412 wins in the last decade behind only Florida (494), Alabama (454), Tennessee (426) and LSU (415).

### K-KOUNTER

» One of the top coaches when it comes to developing pitchers, Auburn during the Mickey Dean era has been a strikeout powerhouse.  
 » Since 2018, Auburn is just one of 13 teams in the country to record 2,100 or more strikeouts. Auburn ranks 12th in the nation with 2,115 while ranking fifth in the SEC behind only Alabama, Mississippi State, Florida and Georgia.

### TOTAL STRIKEOUTS SINCE 2018

Washington	2,569
UCLA	2,563
Oklahoma	2,509
Alabama	2,396
Michigan	2,388
Virginia Tech	2,303
Louisiana	2,292
Mississippi State	2,204
Florida	2,171
Georgia	2,121
Florida State	2,116
<b>Auburn</b>	<b>2,115</b>

» The one common factor in Auburn's recent success in the circle is from an All-American performance by Maddie Penta. Penta has accounted for more than 32% of Auburn's strikeout totals since 2018.  
 » In 2023, Maddie Penta's 303 strikeouts were more than team strikeout totals for 236 Division I programs. Auburn topped the nation last season with a 478 total strikeouts.

## RECORD WATCH

## MILESTONE TRACKER

MILESTONE	PLAYER	HAS	NEEDS
700 Strikeouts	Maddie Penta	693	7
400 Strikeouts	Shelby Lowe	394	6
100 Hits	Nelia Peralta	99	1
100 Runs	Makayla Packer	87	13
100 Strikeouts	Annabelle Widra	81	19

## CAREER RECORD TRACKER

## HIGHEST STOLEN BASE PCT. (MIN. 30 ATT.)

1.	.885	Makayla Packer (54-61)	2021-Pr.
2.	.880	Shannon Anderson (73-83)	2002-04
3.	.875	Victoria Draper (56-64)	2014-18
4.	.857	Abbey Smith (30-35)	2022-Pr.
5.	.846	Marcella Passarelli (33-39)	1998-01

## TRIPLES

1.	11	Tiffany Howard	2013-16
2.	8	Sara Dean	2002-05
3.	6	Lauren Guzman	2009-12
	6	Kendall Veach	2016-19
	6	Carlee Wallace	2015-17
	6	Makayla Packer	2021-Pr.

## STOLEN BASES

1.	73	Shannon Anderson (73-83)	2002-04
2.	56	Victoria Draper (56-64)	2014-18
3.	54	Makayla Packer (51-61)	2021-Pr.
-----			
10.	32	Lauren Guzman (32-39)	2009-12
11.	31	Ashley Moore (31-47)	1999-02
12.	30	Kristina McCain (30-42)	2004-06
	30	Abbey Smith (30-35)	2022-Pr.

## EARNED RUN AVERAGE (MIN. 350 IP)

1.	1.60	Makayla Martin (485.1 IP)	2016-19
2.	1.61	Kaylee Carlson (520.2 IP)	2016-18
3.	1.75	Maddie Penta (515.1 IP)	2021-Pr.
4.	1.77	Kristen Keyes (637.0 IP)	2002-04

## OPPONENT BATTING AVERAGE (MIN. 350 IP)

1.	.172	Anna Thompson (713.0 IP)	2007-10
2.	.178	Maddie Penta (515.1 IP)	2021-Pr.
3.	.181	Kristen Keyes (637.0 IP)	2002-04

## FEWEST WALKS ALLOWED/7 INN. (MIN. 350 IP)

4.	2.11	Lauren Schmalz (351.1 IP)	2008-12
5.	2.12	Maddie Penta (515.1 IP)	2021-Pr.
6.	2.13	Jaime Rasmussen (371.2 IP)	1999-01

## STRIKEOUTS/7 INN. (MIN. 350 IP)

1.	10.58	Anna Thompson (713.0 IP)	2007-10
2.	9.41	Maddie Penta (515.1 IP)	2021-Pr.
3.	8.50	Holly Currie (644.0 IP)	2004-07

## WINS

1.	67	Kaylee Carlson (67-14)	2016-18
2.	63	Lexi Davis (63-25)	2013-16
3.	61	Makayla Martin (61-19)	2016-19
4.	60	Maddie Penta (60-26)	2021-Pr.
	60	Kristen Keyes (60-40)	2002-04
	60	Holly Currie (60-39)	2004-07

## SAVES

2.	11	Kristen Keyes	2002-04
	11	Holly Currie	2004-07
4.	8	Lauren Schmalz	2008-12
	8	Kaylee Carlson	2016-18
	8	Beth DiPietro	2004-06
7.	7	Mary Petrie	1998-01
	7	Shelby Lowe	2021-Pr.

## APPEARANCES

6.	117	Marcy Harper	2013-16
	117	Jenee Loree	2009-12
8.	110	Makayla Martin	2016-19
9.	108	Maddie Penta	2021-Pr.

## GAMES STARTED

1.	105	Holly Currie	2004-07
2.	94	Anna Thompson	2007-10
	94	Maddie Penta	2021-Pr.

## COMPLETE GAMES

1.	64	Kristen Keyes	2002-04
2.	54	Anna Thompson	2007-10
3.	50	Holly Currie	2004-07
4.	44	Kaylee Carlson	2016-18
5.	38	Maddie Penta	2021-23

## SHUTOUTS

4.	16	Makayla Martin	2016-19
5.	14	Kaylee Carlson	2016-18
6.	13	Beth DiPietro	2004-06
	13	Maddie Penta	2021-Pr.
-----			
10.	10	Angel Bunner	2008-12
11.	7	Lauren Schmalz	2008-12
	7	Shelby Lowe	2021-Pr.
	7	Jaime Rasmussen	1999-01
	7	Jennifer Lofton	2000-02

## COMBINED SHUTOUTS

1.	19	Kaylee Carlson	2016-18
2.	17	Maddie Penta	2021-Pr.
	17	Makayla Martin	2016-19
	17	Ashlee Swindle	2017-20
5.	14	Anna Thompson	2007-10
6.	13	Marcy Harper	2013-16
	13	Shelby Lowe	2021-Pr.

## INNINGS PITCHED

4.	545.2	Lexi Davis	2013-16
5.	520.2	Kaylee Carlson	2016-18
6.	515.1	Maddie Penta	2021-Pr.

## FEWEST HITS ALLOWED (MIN. 350 IP)

2.	330	Maddie Penta (515.1 IP)	2021-Pr.
3.	350	Beth DiPietro (418.0 IP)	2004-06
4.	375	Jennee Loree (480.2 IP)	2009-12

## FEWEST RUNS ALLOWED (MIN. 350 IP)

4.	161	Maddie Penta (515.1 IP)	2021-Pr.
5.	164	Beth DiPietro (418.0 IP)	2004-06
6.	188	Angel Bunner (459.0 IP)	2008-12

## FEWEST EARNED RUNS ALLOWED (MIN. 350 IP)

5.	129	Maddie Penta (515.1 IP)	2021-Pr.
6.	147	Angel Bunner (459.0 IP)	2008-12
7.	148	Jaime Rasmussen (371.2 IP)	1999-01
8.	149	Jennifer Lofton (418.0 IP)	1999-01

## FEWEST WALKS ALLOWED (MIN. 350 IP)

7.	156	Maddie Penta (503.2 IP)	2021-Pr.
8.	178	Denisse Montalvo (412.2 IP)	1997-99
9.	180	Beth DiPietro (418.0 IP)	2004-06

## STRIKEOUTS

1.	1078	Anna Thompson	2007-10
2.	782	Holly Currie	2004-07
3.	727	Kristen Keyes	2002-04
4.	693	Maddie Penta	2021-Pr.
5.	480	Jenee Loree	2009-12
6.	394	Shelby Lowe	2021-Pr.

## STRIKEOUTS LOOKING

3.	153	Holly Currie	2004-07
4.	131	Denisse Montalvo	1997-99
5.	128	Maddie Penta	2021-Pr.
-----			
10.	80	Beth DiPietro	2004-06
	80	Jennifer Lofton	2000-02
12.	78	Shelby Lowe	2021-Pr.

## MOST BATTERS FACED

6.	2086	Jenee Loree	2019-12
7.	2072	Marcy Harper	2013-16
8.	2071	Maddie Penta	2021-Pr.

## MOST AT BATS AGAINST

4.	2112	Lexi Davis	2013-16
5.	1947	Kaylee Carlson	2016-18
6.	1851	Maddie Penta	2021-Pr.

## HIGHEST FIELDING PCT. (MIN. 400 CHANCES)

1.	.996	Aubrie Lisenby (414-32-2)	2022-Pr.
2.	.994	Elizabeth Eisterhold (1414-152-9)	2009-12
3.	.991	Jade Rhodes (1305-44-12)	2013-16
4.	.990	Courtney Shea (510-58-6)	2015-18

AUBURN IN THE SEC...

AUBURN'S SEC RANKINGS

Batting Average	.263 (12)
Double Plays per Game	.33 (6)
Doubles	4 (10)
Doubles per Game	1.33 (9)
Earned Run Average	2.00 (12)
Fielding Percentage	.951 (12)
Hit Batters	2 (2)
Home Runs per Game	1.33 (5)
On-Base Percentage	.380 (12)
Scoring	4.00 (12)
Slugging Percentage	.474 (9)
Stolen Bases per Game	1.33 (6)
Strikeout-to-Walk Ratio	6.50 (1)
Total Stolen Bases	11 (4)
W/L Percentage	.500 (13)
Walks	12 (13)

INDIVIDUAL SEC RANKINGS

AMELIA LECH

2. Home Runs per Game	0.67
4. Home Runs	2
9. Slugging Percentage	1.000
14. Runs per Game	1.00

AUBRIE LISENBY

3. Sacrifice Bunts per Game	0.33
-----------------------------	------

SHELBY LOWE

1. Strikeout-to-Walk Ratio	0.00
1. Walks Allowed per Seven Innings	0.00
19. Strikeouts per Seven Innings	7.0

KK MCCRARY

1. Sacrifice Flies	1
2. Home Runs per Game	0.67
4. Home Runs	2
14. Slugging Percentage	0.889

MAKAYLA PACKER

2. Stolen Bases per Game	1.00
3. Stolen Bases	3
5. Walks per Game	1.00

MADDIE PENTA

5. Strikeouts	16
7. Innings Pitches	11.2
10. Strikeouts per Seven Innings	9.6

ICISS TRESVIK

21. Stolen Bases	1
------------------	---

ANNABELLE WIDRA

1. Strikeout-to-Walk Ratio	0.00
1. Walks Allowed per Seven Innings	0.00
13. Victories	1

ANNA WOHLERS

1. Strikeouts per Seven Innings	12.6
8. Hit by Pitch per Game	0.33

2024 SEC STANDINGS

RANK	SCHOOL	SEC RECORD	PCT.	OVERALL RECORD	PCT.
1.	Georgia	0-0	.000	5-0	1.000
2.	LSU	0-0	.000	5-0	1.000
3.	Missouri	0-0	.000	5-0	1.000
4.	Alabama	0-0	.000	5-0	1.000
5.	South Carolina	0-0	.000	5-0	1.000
6.	Texas A&M	0-0	.000	4-0	1.000
7.	Mississippi State	0-0	.000	4-0	1.000
8.	Tennessee	0-0	.000	3-0	1.000
9.	Arkansas	0-0	.000	4-1	.800
10.	Florida	0-0	.000	4-1	.800
11.	Kentucky	0-0	.000	4-1	.800
12.	Ole Miss	0-0	.000	4-1	.800
13.	AUBURN	0-0	.000	1-1-1	.500

THIS WEEK IN THE SEC...

TUESDAY, FEB. 13

Louisiana vs. Mississippi State	4 p.m.
Florida at Jacksonville State	5 p.m.
Louisiana vs. Mississippi State	6:30 p.m.

WEDNESDAY, FEB. 14

Jacksonville vs. Florida	5 p.m.
Tennessee at Kennesaw State	5 p.m.

THURSDAY, FEB. 15

Kentucky vs. North Carolina	10 a.m.
Wisconsin vs. Georgia	12 p.m.

UC Davis vs. Auburn 12:30 p.m.

LSU vs. Georgia Tech	1 p.m.
Utah vs. Auburn	3 p.m.
Wisconsin vs. Kentucky	4 p.m.
Utah vs. South Carolina	6 p.m.
Wichita State vs. South Carolina	8:30 p.m.

FRIDAY, FEB. 16

Washington vs. Kentucky	8:30 a.m.
Georgia vs. Oklahoma State	9 a.m.
Ole Miss vs. Pitt	10 a.m.
Mississippi State vs. UC Davis	12 p.m.
Northwestern vs. LSU	11 a.m.
Texas A&M Commerce vs. Missouri	11 a.m.
Long Beach State vs. Arkansas	12 p.m.
Texas A&M vs. Oregon	12 p.m.
South Carolina vs. UC Davis	12:30 p.m.
Tennessee vs. Stanford	2 p.m.
Georgia Southern vs. Florida	2 p.m.
Ole Miss vs. Kennesaw State	3 p.m.
Georgia vs. UCLA	3 p.m.
UC San Diego vs. Mississippi State	3 p.m.
Missouri vs. South Dakota State	4 p.m.
St. Thomas vs. Alabama	4 p.m.
Loyola Chicago vs. Florida	4:30 p.m.
Tennessee vs. Texas	5 p.m.
Arkansas vs. Arizona	5 p.m.
Texas A&M vs. San Diego State	5 p.m.

Auburn vs. Wichita State	6 p.m.
Virginia vs. Alabama	6:30 p.m.

SATURDAY, FEB. 17

Georgia vs. Florida State	9 a.m.
Oklahoma State vs. LSU	9:30 a.m.
ETSU vs. Ole Miss	10 a.m.
South Dakota State vs. Missouri	11 a.m.
Tennessee vs. Georgia Tech	11 a.m.
St. Thomas vs. Alabama	11 a.m.
Charleston vs. Florida	11:30 a.m.
Kentucky vs. UCF	12 p.m.
LMU vs. Texas A&M	12 p.m.
UC San Diego vs. South Carolina	12:30 p.m.
Arkansas vs. Omaha	1:30 p.m.
Missouri vs. North Texas	1:30 p.m.
Virginia vs. Alabama	1:30 p.m.
Georgia Southern vs. Florida	2 p.m.
UCLA vs. Tennessee	3 p.m.
Ole Miss vs. Kennesaw State	3 p.m.
Arkansas vs. Arizona	3 p.m.
Clemson vs. Auburn	3 p.m.
Minnesota vs. Georgia	3:30 p.m.
LSU vs. Washington	4 p.m.
Texas A&M vs. San Diego State	5 p.m.
Kentucky vs. Texas	6 p.m.
Utah vs. Mississippi State	6 p.m.
Clemson vs. Mississippi State	8:30 p.m.

SUNDAY, FEB. 18

Minnesota vs. LSU	8:30 a.m.
Ole Miss vs. Pitt	9:30 a.m.
Omaha vs. Arkansas	10 a.m.
Charleston vs. Florida	10:30 a.m.
Missouri vs. North Texas	11 a.m.
Oregon vs. Texas A&M	12 p.m.
Southern Indiana vs. Alabama	1 p.m.
Florida State vs. Tennessee	7 p.m.



AUBURN ACROSS THE COUNTRY...

AUBURN'S NCAA RANKINGS

Batting Average	.263 (128)
Double Plays per Game	.33 (99)
Doubles	4 (137)
Doubles per Game	1.33 (78)
Earned Run Average	2.00 (77)
Fielding Percentage	.951 (182)
Hit Batters	2 (58)
Home Runs per Game	1.33 (21)
On-Base Percentage	.380 (89)
Scoring	4.00 (107)
Slugging Percentage	.474 (57)
Stolen Bases per Game	1.33 (96)
Strikeout-to-Walk Ratio	6.50 (7)
Total Stolen Bases	11 (134)
W/L Percentage	.500 (122)
Walks	12 (113)

INDIVIDUAL NCAA RANKINGS

AMELIA LECH

11. Home Runs per Game	0.67
20. Home Runs	2
54. Slugging Percentage	1.000

AUBRIE LIENBY

38. Sacrifice Bunts per Game	0.33
------------------------------	------

SHELBY LOWE

1. Strikeout-to-Walk Ratio	0.00
1. Walks Allowed per Seven Innings	0.00

KK MCCRARY

11. Home Runs per Game	0.67
19. Sacrifice Flies	1
20. Home Runs	2

MAKAYLA PACKER

14. Stolen Bases per Game	1.00
24. Walks per Game	1.00
43. Stolen Bases	3

MADDIE PENTA

22. Strikeouts	16
45. Strikeouts per Seven Innings	9.6

ANNABELLE WIDRA

4. Strikeout-to-Walk Ratio	0.00
1. Walks Allowed per Seven Innings	0.00

ANNA WOHLERS

1. Strikeouts per Seven Innings	12.6
88. Hit by Pitch per Game	0.33

ACTIVE CAREER LEADERS

SHELBY LOWE

25. Saves	7
33. Earned Run Average	2.19
38. Strikeouts	394

MADDIE PENTA

5. Games Started	94
5. Strikeouts per Seven Innings	9.41
8. Strikeouts	693
10. Winning Percentage	.690
10. Earned Run Average	1.75
16. Innings Pitched	515.3
20. Appearances	108

ANNA WOHLERS

50. Slugging Percentage	.653
-------------------------	------

NFCA COACHES POLL

RK.	TEAM	RECORD
1.	Oklahoma (32)	4-0
2.	<b>Tennessee</b>	<b>3-0</b>
3.	Texas	5-0
4.	Georgia	5-0
5.	Washington	3-1
6.	Oklahoma State	5-0
7.	Florida State	4-1
8.	<b>Clemson</b>	<b>4-1</b>
9.	Stanford	3-2
10.	Duke	3-1
11.	<b>Alabama</b>	<b>5-0</b>
12.	<b>LSU</b>	<b>5-0</b>
13.	<b>Utah</b>	<b>4-1</b>
14.	<b>Missouri</b>	<b>5-0</b>
15.	<b>Arkansas</b>	<b>4-1</b>
16.	Florida	4-1
17.	Oregon	4-2
18.	<b>Kentucky</b>	<b>4-1</b>
19.	UCLA	2-3
20.	South Carolina	5-0
21.	<b>Virginia Tech</b>	<b>4-0-1</b>
22.	<b>Northwestern</b>	<b>4-1</b>
23.	Louisiana	4-1
24.	Baylor	0-2
25.	<b>AUBURN</b>	<b>1-1-1</b>

RV: San Diego State, Nebraska, Texas A&M, Indiana, Arizona, Charlotte, California, Boston University, Boise State, Miami, Penn State, Wichita State.

USA SOFTBALL POLL

RK.	TEAM	RECORD
1.	Oklahoma (25)	4-0
2.	<b>Tennessee</b>	<b>3-0</b>
3.	Texas	5-0
4.	Georgia	5-0
5.	Florida State	4-1
6.	Washington	3-1
7.	<b>Clemson</b>	<b>4-1</b>
8.	Oklahoma State	5-0
9.	Stanford	3-2
10.	Duke	3-1
11.	<b>Alabama</b>	<b>5-0</b>
12.	<b>LSU</b>	<b>5-0</b>
13.	<b>Arkansas</b>	<b>4-1</b>
14.	Oregon	4-2
15.	<b>Missouri</b>	<b>5-0</b>
16.	<b>Utah</b>	<b>4-1</b>
17.	<b>Virginia Tech</b>	<b>4-0-1</b>
18.	<b>Kentucky</b>	<b>4-1</b>
19.	Florida	4-1
20.	UCLA	2-3
21.	South Carolina	5-0
22.	Baylor	0-2
23.	Louisiana	4-1
24.	<b>AUBURN</b>	<b>1-1-1</b>
25.	<b>Texas A&amp;M</b>	<b>4-0</b>

RV: Nebraska, Northwestern, Indiana, San Diego State, Arizona, Charlotte, Michigan, McNeese, Boise State, Louisville, Miami, Texas Tech, California, Minnesota.

D1 SOFTBALL POLL

RK.	TEAM	RECORD
1.	Oklahoma	4-0
2.	Texas	5-0
3.	<b>Tennessee</b>	<b>3-0</b>
4.	Oklahoma State	5-0
5.	Georgia	5-0
6.	Washington	3-1
7.	Duke	3-1
8.	Florida State	4-1
9.	<b>LSU</b>	<b>5-0</b>
10.	<b>Clemson</b>	<b>4-1</b>
11.	<b>Missouri</b>	<b>5-0</b>
12.	<b>Alabama</b>	<b>5-0</b>
13.	Stanford	3-2
14.	<b>Kentucky</b>	<b>4-1</b>
15.	<b>Utah</b>	<b>4-1</b>
16.	<b>Virginia Tech</b>	<b>4-0-1</b>
17.	Baylor	0-2
18.	<b>Arkansas</b>	<b>4-1</b>
19.	Oregon	4-2
20.	South Carolina	5-0
21.	Indiana	4-1
22.	UCLA	2-3
23.	Florida	4-1
24.	<b>Northwestern</b>	<b>4-1</b>
25.	<b>Texas A&amp;M</b>	<b>4-0</b>

SOFTBALL AMERICA POLL

RK.	TEAM	RECORD
1.	Oklahoma	4-0
2.	Texas	5-0
3.	<b>Tennessee</b>	<b>3-0</b>
4.	Georgia	5-0
5.	Duke	3-1
6.	<b>Clemson</b>	<b>4-1</b>
7.	Florida State	4-1
8.	Washington	3-1
9.	Stanford	3-2
10.	Oklahoma State	5-0
11.	<b>LSU</b>	<b>5-0</b>
12.	<b>Arkansas</b>	<b>4-1</b>
13.	<b>Missouri</b>	<b>5-0</b>
14.	<b>Utah</b>	<b>4-1</b>
15.	<b>Alabama</b>	<b>5-0</b>
16.	Baylor	0-2
17.	<b>Virginia Tech</b>	<b>4-0-1</b>
18.	<b>Kentucky</b>	<b>4-1</b>
19.	<b>Texas A&amp;M</b>	<b>4-0</b>
20.	Oregon	4-2
21.	South Carolina	5-0
22.	Florida	4-1
23.	Louisiana	4-1
24.	Indiana	4-1
25.	<b>AUBURN</b>	<b>1-1-1</b>

AU IN THE POLLS

WK	NFCA	USA	D1	SA	RPI
PRE	19	20	19	20	---
WK1	25		NR	25	---

## AUBURN BY THE NUMBERS

### UNDER COACH DEAN...

	2024	AT AUBURN
Overall	1-1-1	207-110-1
Home	1-1-1	137-33-1
Away	0-0	37-49
Neutral	0-0	42-29
vs. SEC	0-0	54-67
Series Game One	0-0	18-24
Series Game Two	0-0	17-24
Series Game Three	0-0	20-20
vs. Non-Conference	1-1-1	153-42-1
Day Games	1-1-1	154-80-1
Night Games	0-0	53-29
Extra Innings	0-1	8-14
vs. Left-Handed Starters	0-0	19-17
vs. Right-Handed Starters	1-1-1	188-92-1
Starter receives decision	0-1	161-85
Reliever receives decision	1-0	43-24
Starter goes 5+ innings	0-1	129-53
Starter goes less than 5 inn.	1-0-1	76-56-1
Scoring First	1-1-1	159-28-1
Opponent Scores First	0-0	48-82
Leading after 5 innings	1-0-1	138-12-1
Trailing after 5 innings	0-0	10-75
Tied after 5 innings	0-1	12-17
Leading after 6 innings	1-0	131-6
Trailing after 6 innings	0-0	4-80
Tied after 6 inning	0-1	11-14
vs. Ranked Opponents	0-0	36-75
vs. Top-10 Opponents	0-0	8-32
Shutouts	0-0	81-29
One-Run Games	0-0	29-48
Two-Run Games	0-0	28-12
Scoring 0-2 Runs	0-1	20-80
Scoring 3-5 Runs	0-0-1	68-24-1
Scoring 6-9 Runs	1-0	81-6
Scoring 10+ Runs	0-0	38-0
Opponent Scores 0-2 Runs	1-0	165-25
Opponent Scores 3-5 Runs	0-0-1	35-40-1
Opponent Scores 6-9 Runs	0-1	7-35
Opponent Scores 10+ Runs	0-0	0-10
Out-Hit Opponent	0-0	170-13
Out-Hit by Opponent	1-1	24-88
Hits are Tied	0-0-1	13-10
Without Hitting a Homer	0-0	58-65
Hitting a Homer	1-1-1	149-45-1
Opponent Doesn't Hit a Homer	1-0	149-45
Opponent Hits a Homer	0-1-1	58-66-1
Errorless	1-0	113-31
Committing One Error	0-1	59-43
Committing 2+ errors	0-0-1	34-37
Opponent is errorless	0-1	55-51
<b>BY JERSEY</b>		
White	0-0	49-26
Navy	0-0-1	58-33-1
Orange	1-1	41-21
Gray	0-0	27-16
Pinstripe	0-0	29-14
Pink	0-0	3-0
<b>BY DAY OF WEEK</b>		
Monday	0-0	4-1
Tuesday	0-0	3-1
Wednesday	0-0	22-4
Thursday	0-0	12-4
Friday	1-1	61-28
Saturday	0-0-1	56-47-1
Sunday	0-0	49-25
<b>BY MONTH</b>		
February	1-1-1	85-17-1
March	0-0	39-29
April	0-0	38-37
May	0-0	15-27
June	0-0	0-0

### VERSUS CONFERENCE

<b>SEC</b>	<b>0-0</b>
Alabama	0-0
Arkansas	0-0
Kentucky	0-0
LSU	0-0
Missouri	0-0
Ole Miss	0-0
Tennessee	0-0
Texas A&M	0-0
<b>ACC</b>	<b>0-1-1</b>
Clemson	0-0
Georgia Tech	0-0
Virginia Tech	0-1-1
<b>AMERICAN</b>	<b>0-0</b>
North Texas	0-0
Wichita State	0-0
<b>BIG SOUTH</b>	<b>0-0</b>
Longwood	0-0
USC Upstate	0-0
<b>BIG TEN</b>	<b>0-0</b>
Northwestern	0-0
<b>BIG WEST</b>	<b>0-0</b>
UC Davis	0-0
<b>CONFERENCE USA</b>	<b>0-0</b>
Louisiana Tech	0-0
UAB	0-0
<b>MISSOURI VALLEY</b>	<b>1-0</b>
Belmont	1-0
Northern Iowa	0-0
<b>OHIO VALLEY</b>	<b>0-0</b>
Southeast Missouri State	0-0
<b>SOUTHERN</b>	<b>0-0</b>
Samford	0-0
<b>SUN BELT</b>	<b>0-0</b>
Troy	0-0
<b>PAC 12</b>	<b>0-0</b>
Utah	0-0

### COME FROM BEHIND WINS [0]

DATE OPPONENT DEFICIT(S) FINAL

### WALK-OFF WINS [0]

DATE OPPONENT SCORE (INN.) FINAL

## AUBURN VS. RANKED OPPONENTS

2024 RESULTS				BREAKDOWN			
DATE	OPPONENT	RANKING*	RESULT	YEAR	RECORD	RANKING	RECORD
				1997	2-6	1	3-17
				1998	1-11	2	3-13
				1999	0-8-1	3	4-21
				2000	4-14	4	10-17
				2001	2-12	5	2-7
				2002	5-13	6	5-25
				2003	1-15	7	6-12
				2004	11-12	8	8-18
				2005	8-8	9	3-11
				2006	5-12	10	3-19
				2007	0-12	11	13-17
				2008	5-14	12	15-12
				2009	3-15	13	12-19
				2010	2-17	14	6-17
				2011	7-14	15	15-15
				2012	4-14	16	12-15
				2013	2-10	17	2-5
				2014	10-14	18	9-13
				2015	22-9	19	7-12
				2016	19-11	20	4-8
				2017	13-10	21	5-13-1
				2018	9-11	22	3-1
				2019	7-17	23	7-3
				2020	2-7	24	3-8
				2021	6-16	25	2-7
				2022	5-13		
				2023	7-10		
				2024	0-0		
				<b>TOTAL</b>	<b>162-325-1</b>	<b>TOTAL</b>	<b>162-325-1</b>

\*RANKINGS FROM NFCA COACHES POLL

## AUBURN HITTING BY THE NUMBERS

### HITTING

Clemmons Records Hit	1-1-1
Clemmons Records Multi-Hit Game	0-0
Clemmons Hits Home Run	0-0
Elkins Records Hit	1-0
Elkins Records Multi-Hit Game	0-0
Elkins Hits Home Run	0-0
Lech Records Hit	0-1-1
Lech Records Multi-Hit Game	0-0
Lech Hits Home Run	0-1-1
Lisenby Records Hit	0-1
Lisenby Records Multi-Hit Game	0-0
Lisenby Hits Home Run	0-0
Martin Records Hit	1-0
Martin Records Multi-Hit Game	0-0
Martin Hits Home Run	0-0
McCrary Records Hit	1-0-1
McCrary Records Multi-Hit Game	0-0
McCrary Hits Home Run	1-0-1
McNemar Records Hit	0-0
McNemar Records Multi-Hit Game	0-0
McNemar Hits Home Run	0-0
Milanowski Records Hit	0-0
Milanowski Records Multi-Hit Game	0-0
Milanowski Hits Home Run	0-0
Packer Records Hit	0-0-1
Packer Records Multi-Hit Game	0-0
Packer Records Home Run	0-0
Penta, Mariah Records Hit	0-0
Penta, Mariah Records Multi-Hit Game	0-0
Penta, Mariah Hits Home Run	0-0
Peralta Records Hit	0-1
Peralta Records Multi-Hit Game	0-0
Peralta Hits Home Run	0-0
Roach Records Hit	0-0-1
Roach Records Multi-Hit Game	0-0
Roach Hits Home Run	0-0
Roberts Records Hit	0-0
Roberts Records Multi-Hit Game	0-0
Roberts Hits Home Run	0-0
Smith Records Hit	0-0
Smith Records Multi-Hit Game	0-0
Smith Hits Home Run	0-0
Stroud Records Hit	0-0
Stroud Records Multi-Hit Game	0-0
Stroud Hits Home Run	0-0
Tresvik Records Hit	1-1
Tresvik Records Multi-Hit Game	1-1
Tresvik Hits Home Run	0-0
Widra Records Hit	0-1
Widra Records Multi-Hit Game	0-0
Widra Hits Home Run	0-0
Wohlers Records Hit	1-1
Wohlers Records Multi-Hit Game	0-0
Wohlers Hits Home Run	0-0

### LEADING OFF

McCrary	1-0
Peralta	0-1-1

### HOME RUNS

CAREER DINGERS	SOLO	2R	3R	GS	TOTAL
Peralta, Nelia	13	6	---	---	19
Packer, Makayla	7	4	---	1	12
Tresvik, Icess	6	3	---	---	9
Lisenby, Aubrie	1	2	1	---	4
McCrary, KK	3	---	---	---	3
Widra, Annabelle	1	2	---	---	2
Lech, Amelia	1	1	---	---	2
McNemar, Riley	---	1	---	---	1
Milanowski, Axe	---	---	1	---	1

### 2024 BREAKDOWN

Total	4
At Jane B. Moore Field	4
On the Road	0
At Neutral Sites	0
vs. RHP	4
vs. LHP	0
w/O Outs	2
w/1 Out	1
w/2 Outs	1
Solo	3
Two Run	1
Three Run	0
Grand Slam	0
Back-to-Back Jacks	0
Pinch-Hit Homer	0
Walk-Off	0
Opponent Total	4
Last HR Given Up vs. Virginia Tech (2/10/24)	
Consecutive Games w/o HR (Season Long)	0 (0)

### 2024 TOUCH'EM ALL TRACKER

PLAYER	DATE	OPPONENT	ON-BASE	OUTS
A. Lech	Feb. 9	Virginia Tech	0	1
K. McCrary	Feb. 9	Belmont	0	0
K. McCrary	Feb. 10	Virginia Tech	0	0
A. Lech	Feb. 10	Virginia Tech	1	2

MULTIPLE-HIT GAMES	2	3	4	5+	2024	CAREER
Icess Tresvik	2	-	-	-	2	8
Nelia Peralta	-	-	-	-	-	26
Makayla Packer	-	-	-	-	-	23
KK McCrary	-	-	-	-	-	8
Aubrie Lisenby	-	-	-	-	-	6
Annabelle Widra	-	-	-	-	-	3
Rose Roach	-	-	-	-	-	2
Abbey Smith	-	-	-	-	-	1
<b>TEAM</b>	<b>2</b>	<b>0</b>	<b>0</b>	<b>0</b>	<b>2</b>	<b>77</b>

MULTIPLE-RBI GAMES	2	3	4	5+	2024	CAREER
KK McCrary	1	-	-	-	1	5
Amelia Lech	1	-	-	-	1	1
Skylar Elkins	1	-	-	-	1	1
Nelia Peralta	-	-	-	-	-	17
Makayla Packer	-	-	-	-	-	11
Aubrie Lisenby	-	-	-	-	-	7
Icess Tresvik	-	-	-	-	-	7
Rose Roach	-	-	-	-	-	4
Riley McNemar	-	-	-	-	-	2
Axe Milanowski	-	-	-	-	-	2
Annabelle Widra	-	-	-	-	-	2
<b>TEAM</b>	<b>3</b>	<b>0</b>	<b>0</b>	<b>0</b>	<b>3</b>	<b>59</b>

HITTING STREAKS	CURRENT	2024	CAREER
Rose Roach	4	1	4
Chalea Clemmons	3	3	3
Anna Wohlers	---	2	2
Icess Tresvik	---	2	5
KK McCrary	2	2	4
Nelia Peralta	---	1	11
Makayla Packer	1	1	9
Aubrie Lisenby	---	1	4
Annabelle Widra	1	1	4
Amelia Lech	1	1	1
Thalia Martin	1	1	1
Skylar Elkins	1	1	1
Abbey Smith	1	---	4
Axe Milanowski	---	---	2
Millie Roberts	---	---	1
Riley McNemar	---	---	1

REACHED BASE	CURRENT	2024	CAREER
Icess Tresvik	6	3	7
Makayla Packer	4	3	13
Anna Wohlers	3	3	3
Chalea Clemmons	3	3	3
Amelia Lech	3	3	3
Nelia Peralta	2	2	29
KK McCrary	2	2	7
Aubrie Lisenby	---	2	8
Annabelle Widra	1	1	4
Axe Milanowski	1	1	3
Thalia Martin	1	1	1
Rose Roach	4	1	5
Skylar Elkins	1	1	1
Abbey Smith	1	---	5
Millie Roberts	---	---	2
Riley McNemar	---	---	2
Maddie Penta	1	---	1

## 2024 RESULTS

OVERALL RECORD: 1-1-1 | SEC: 0-0 | HOME: 1-1-1 | AWAY: 0-0 | NEUTRAL: 0-0

Date		Opponent	W/L	SCORE	INNINGS	OVERALL	SEC	PITCHER OF RECORD	ATTENDANCE	TIME
Feb. 9	!	VIRGINIA TECH	L	1-8	(8)	0-1-0	0-0-0	M. Penta (L, 0-1)	1,825	2:29
Feb. 9	!	BELMONT	W	6-1	7	1-1-0	0-0-0	A. Widra (W, 1-0)	1,825	2:06
Feb. 10	!	VIRGINIA TECH	T	5-5	6	1-1-1	0-0-0	NONE	1,790	5:18

() EXTRA INNINGS GAME | \* - Southeastern Conference Game

2024 OVERALL STATISTICS



2024 Auburn Softball  
Overall Statistics for Auburn (as of Feb 11, 2024)  
(All games Sorted by Batting avg)



Record: 1-1-1 Home: 1-1-1 Away: 0-0 SEC: 0-0

Player	avg	gp-gs	ab	r	h	2b	3b	hr	rbi	tb	slg%	bb	hp	so	gdp	ob%	sf	sh	sb-att	po	a	e	fld%
17 Chalea Clemmons	.429	3-2	7	1	3	1	0	0	0	4	.571	1	0	1	0	.500	0	0	0-0	0	0	0	.000
3 Icess Tresvik	.400	3-3	10	2	4	1	0	0	0	5	.500	2	0	1	0	.500	0	0	1-1	3	0	0	1.000
22 Anna Wohlers	.286	3-3	7	1	2	1	0	0	1	3	.429	1	1	2	0	.444	0	0	0-0	13	4	0	1.000
34 Amelia Lech	.250	3-3	8	3	2	0	0	2	3	8	1.000	1	0	4	1	.333	0	0	0-0	11	0	0	1.000
16 KK McCrary	.222	3-3	9	2	2	0	0	2	3	8	.889	2	0	1	0	.333	1	0	0-0	7	0	0	1.000
11 Aubrie Lisenby	.167	3-3	6	0	1	0	0	0	1	1	.167	1	0	2	0	.286	0	1	0-0	15	0	1	.938
13 Nelia Peralta	.167	2-2	6	0	1	0	0	0	0	1	.167	1	1	1	1	.375	0	0	0-0	2	1	2	.600
-----																							
15 Skylar Elkins	1.000	3-0	1	0	1	1	0	0	2	2	2.000	0	0	0	0	1.000	0	0	0-0	1	0	0	1.000
1 Thalia Martin	.500	2-0	2	0	1	0	0	0	0	1	.500	0	0	0	0	.500	0	0	0-0	0	0	0	.000
99 Rose Roach	.500	1-1	2	0	1	0	0	0	0	1	.500	0	0	0	0	.500	0	1	0-0	1	1	0	1.000
66 Annabelle Widra	.333	1-1	3	0	1	0	0	0	0	1	.333	0	0	2	0	.333	0	0	0-0	1	3	1	.800
10 Makayla Packer	.200	3-3	5	1	1	0	0	0	0	1	.200	3	0	1	0	.500	0	0	3-3	2	0	0	1.000
5 Mariah Penta	.000	1-1	3	0	0	0	0	0	0	0	.000	0	0	1	0	.000	0	0	0-0	0	2	0	1.000
31 Millie Roberts	.000	1-1	2	0	0	0	0	0	0	0	.000	0	0	2	0	.000	0	0	0-0	0	0	0	.000
18 Riley McNemar	.000	3-1	2	0	0	0	0	0	0	0	.000	0	0	0	1	.000	0	0	0-0	4	1	0	1.000
36 Kyla Stroud	.000	1-0	1	0	0	0	0	0	0	0	.000	0	0	1	0	.000	0	0	0-0	0	0	0	.000
23 Axe Milanowski	.000	1-0	1	0	0	0	0	0	0	0	.000	1	0	0	0	.500	0	0	0-0	2	0	0	1.000
20 Abbey Smith	.000	2-0	1	2	0	0	0	0	0	0	.000	0	0	0	0	.000	0	0	0-0	0	0	0	.000
Totals	.263	3	76	12	20	4	0	4	10	36	.474	13	2	19	3	.380	1	2	4-4	63	15	4	.951
Opponents	.284	3	88	14	25	6	0	3	10	40	.455	4	2	26	0	.326	1	1	4-4	60	17	3	.963

LOB - Team (22), Opp (19). DPs turned - Team (1), Opp (3).

(All games Sorted by Earned run avg)

Player	era	w-l	app	gs	cg	sho	sv	ip	h	r	er	bb	so	2b	3b	hr	b/avg	wp	hp	bks	sfa	sha
9 Maddie Penta	1.80	0-1	2	2	0	0/0	0	11.2	9	7	3	4	16	3	0	1	.205	1	2	0	0	1
66 Annabelle Widra	4.20	1-0	2	0	0	0/0	0	3.1	5	2	2	0	6	2	0	1	.313	0	0	0	0	0
55 Shelby Lowe	9.33	0-0	2	0	0	0/0	0	3.0	7	4	4	0	3	0	0	1	.467	0	0	0	1	0
-----																						
24 Malayna Tamborra	0.00	0-0	1	0	0	0/0	0	1.0	1	0	0	0	0	0	0	0	.250	0	0	0	0	0
4 Emmah Rolfe	3.50	0-0	1	1	0	0/0	0	2.0	3	1	1	0	1	1	0	0	.333	0	0	0	0	0
Totals	2.00	1-1	3	3	0	0/0	0	21.0	25	14	6	4	26	6	0	3	.284	1	2	0	1	1
Opponents	3.85	1-1	3	3	1	0/0	0	20.0	20	12	11	13	19	4	0	4	.263	2	2	0	1	2

SBA/ATT - A. Lisenby (4-4), A. Widra (2-2), E. Rolfe (2-2).

2023 CONFERENCE STATISTICS



2023 Auburn Softball  
Conference statistics for Auburn (as of May 23, 2023)  
(SEC games only Sorted by Batting avg)



Record: 15-9 Home: 9-3 Away: 6-6 SEC: 15-9

Player	avg	gp-gs	ab	r	h	2b	3b	hr	rbi	tb	slg%	bb	hp	so	gdp	ob%	sf	sh	sb-att	po	a	e	fld%
7 Denver Bryant	.322	24-21	59	7	19	2	0	3	10	30	.508	8	0	12	0	.403	0	0	2-2	21	19	3	.930
13 Nelia Peralta	.299	24-24	67	12	20	2	0	5	8	37	.552	15	2	8	0	.435	1	0	1-3	35	33	2	.971
11 Aubrie Lisenby	.278	24-20	54	4	15	1	0	2	7	22	.407	7	1	15	0	.365	1	2	1-2	76	10	0	1.000
77 Bri Ellis	.242	24-24	62	7	15	2	0	4	9	29	.468	16	2	19	0	.413	0	0	0-0	125	6	2	.985
10 Makayla Packer	.240	23-23	50	5	12	0	0	0	2	12	.240	3	1	18	1	.296	0	3	5-6	39	2	1	.976
5 Lindsey Garcia	.192	24-24	73	8	14	1	0	5	11	30	.411	4	0	15	1	.234	0	1	1-1	24	1	1	.962
3 Icess Tresvik	.173	23-19	52	5	9	2	0	2	4	17	.327	7	0	15	3	.271	0	0	2-2	28	0	0	1.000
-----																							
31 Millie Roberts	.250	5-0	4	0	1	0	0	0	0	1	.250	0	0	3	0	.250	0	0	0-0	0	0	0	.000
2 Sydney Cox	.250	5-0	4	0	1	0	0	0	0	1	.250	1	0	0	0	.400	0	1	0-0	1	0	0	1.000
16 KK McCrary	.222	21-14	45	3	10	2	0	0	6	12	.267	2	1	7	1	.271	0	1	2-2	3	0	1	.750
0 Aspyr Godwin	.222	19-9	27	2	6	1	0	1	4	10	.370	2	0	7	1	.276	0	1	0-0	75	5	0	1.000
99 Rose Roach	.214	16-6	14	3	3	0	0	0	2	3	.214	2	0	5	0	.294	1	2	1-2	14	9	0	1.000
22 Jessie Blaine	.179	20-10	39	1	7	0	0	0	2	7	.179	2	2	8	0	.250	1	0	0-0	21	1	0	1.000
12 Carlee McCondichie	.154	22-18	39	4	6	1	0	1	3	10	.256	2	1	6	0	.214	0	1	1-2	25	16	2	.953
20 Abbey Smith	.000	22-1	6	8	0	0	0	0	0	0	.000	0	0	1	0	.000	0	1	5-6	10	1	0	1.000
66 Annabelle Widra	.000	4-3	6	0	0	0	0	0	0	0	.000	0	0	3	0	.000	0	1	0-0	2	4	0	1.000
17 Maia Engelkes	.000	1-0	1	0	0	0	0	0	0	0	.000	0	0	1	0	.000	0	0	0-0	0	0	0	.000
15 Skylar Elkins	.000	15-0	0	6	0	0	0	0	0	0	.000	0	0	0	0	.000	0	0	3-3	0	0	0	.000
23 Axe Milanowski	.000	1-0	0	0	0	0	0	0	0	0	.000	0	0	0	0	.000	0	0	0-0	1	0	0	1.000
25 Kenadie Cooper	.000	17-0	0	5	0	0	0	0	0	0	.000	0	0	0	0	.000	0	0	1-1	0	0	0	.000
Totals	.229	24	602	80	138	14	0	23	68	221	.367	71	10	143	7	.319	4	14	25-32	502	128	12	.981
Opponents	.202	24	609	61	123	22	2	17	54	200	.328	49	11	172	0	.273	2	7	20-26	494	184	20	.971

LOB - Team (127), Opp (115). DPs turned - Team (2), Opp (14). IBB - Team (5), B. Ellis 4, N. Peralta 1, Opp (4). Picked off - A. Lisenby 1.

(SEC games only Sorted by Earned run avg)

Player	era	w-l	app	gs	cg	sho	sv	ip	h	r	er	bb	so	2b	3b	hr	b/avg	wp	hp	bks	sfa	sha
9 Maddie Penta	1.02	12-2	16	15	13	6/1	1	110.1	54	19	16	29	138	5	2	8	.143	6	5	0	0	3
66 Annabelle Widra	4.10	2-4	9	3	0	0/0	0	29.0	33	19	17	9	18	7	0	4	.287	1	4	0	0	4
-----																						
55 Shelby Lowe	4.85	1-3	9	6	0	0/1	0	21.2	29	15	15	3	15	10	0	4	.312	1	2	0	1	0
4 Emmah Rolfe	8.84	0-0	4	0	0	0/0	0	6.1	7	8	8	8	1	0	0	1	.292	3	0	0	1	0
Totals	2.34	15-9	24	24	13	7/1	1	167.1	123	61	56	49	172	22	2	17	.202	11	11	0	2	7
Opponents	2.42	9-15	24	24	8	2/0	1	164.2	138	80	57	71	143	14	0	23	.229	12	10	0	4	14

PB - Team (4), A. Lisenby 2, A. Godwin 1, J. Blaine 1, Opp (3). Pickoffs - Team (1), A. Lisenby 1, Opp (1). SBA/ATT - M. Penta (13-18), A. Godwin (13-14), A. Lisenby (6-11), E. Rolfe (4-4), A. Widra (2-3), S. Lowe (1-1), J. Blaine (1-1).

### 2024 TEAM HITTING LEADERS

BATTING AVERAGE			SLUGGING PCT.			ON BASE PCT.		
1.	Chalea Clemmons	.429	1.	Amelia Lech	1.000	1.	Icess Tresvik	.500
2.	Icess Tresvik	.400	2.	KK McCrary	.889	2.	Chalea Clemmons	.500
3.	Anna Wohlers	.286	3.	Chalea Clemmons	.571	3.	Anna Wohlers	.444
4.	Amelia Lech	.250	4.	Icess Tresvik	.500	4.	Nelia Peralta	.375
5.	KK McCrary	.222	5.	Anna Wohlers	.429	5.	KK McCrary	.333
RUNS SCORED			HITS			RUNS BATTED IN		
1.	Amelia Lech	3	1.	Icess Tresvik	4	1.	Amelia Lech	3
2.	Abbey Smith	2	2.	Chalea Clemmons	3	2.	KK McCrary	3
	KK McCrary	2	3.	KK McCrary	2	3.	Skylar Elkins	2
	Icess Tresvik	2		Amelia Lech	2	4.	Aubrie Lisenby	1
5.	Three tied at ...	1		Anna Wohlers	2		Anna Wohlers	1
DOUBLES			TRIPLES			HOME RUNS		
1.	Icess Tresvik	1				1.	Amelia Lech	2
	Chalea Clemmons	1					KK McCrary	2
	Anna Wohlers	1						
	Skylar Elkins	1						
TOTAL BASES			WALKS			HIT BY PITCH		
1.	Amelia Lech	8	1.	Makayla Packer	3	1.	Nelia Peralta	1
	KK McCrary	8	2.	Icess Tresvik	2		Anna Wohlers	1
3.	Icess Tresvik	5	4.	KK McCrary	2			
4.	Chalea Clemmons	4		Six tied at ...	1			
5.	Anna Wohlers	3						
SAC BUNTS			SAC FLIES			STOLEN BASES		
1.	Rose Roach	1	1.	KK McCrary	1	1.	Makayla Packer	3
	Aubrie Lisenby	1					Icess Tresvik	1

### 2024 TEAM PITCHING LEADERS

ERA			OPP. BATTING AVG.			WIN-LOSS PCT.		
1.	Maddie Penta	1.80	1.	Maddie Penta	.205	1.	Annabelle Widra	1.000
2.	Annabelle Widra	4.20	2.	Annabelle Widra	.313	2.	Maddie Penta	.000
3.	Shelby Lowe	9.33	3.	Shelby Lowe	.467	3.	Shelby Lowe	.000
WINS			SAVES			INNINGS PITCHED		
1.	Annabelle Widra	1				1.	Maddie Penta	11.2
						2.	Annabelle Widra	3.1
						3.	Shelby Lowe	3.0
STRIKEOUTS			SO LOOKING			APPEARANCES		
1.	Maddie Penta	16	1.	Maddie Penta	3	1.	Shelby Lowe	2
2.	Annabelle Widra	6	2.	Annabelle Widra	2		Annabelle Widra	2
3.	Shelby Lowe	3	3.	Shelby Lowe	1		Maddie Penta	2
4.	Emmah Rolfe	1				4.	Malayna Tamborra	1
							Emmah Rolfe	1
GAMES STARTED			GAMES FINISHED			GAMES IN RELIEF		
1.	Maddie Penta	2	1.	Annabelle Widra	1	1.	Annabelle Widra	2
2.	Emmah Rolfe	1		Malayna Tamborra	1		Shelby Lowe	2
				Shelby Lowe	1	3.	Malayna Tamborra	1

### 2024 TEAM FIELDING LEADERS

FIELDING PCT.			PUTOUTS			ASSISTS		
1.	Anna Wohlers	1.000	1.	Aubrie Lisenby	15	1.	Anna Wohlers	4
	Amelia Lech	1.000	2.	Anna Wohlers	13	2.	Annabelle Widra	3
	KK McCrary	1.000	3.	Amelia Lech	11	3.	Maddie Penta	2
	Riley McNemar	1.000	4.	KK McCrary	7		Mariah Penta	2
	Icess Tresvik	1.000	5.	Riley McNemar	4	5.	Four tied at ...	1







## THE LAST TIME A TEAM...

## BATTING

Did not strikeout in a game \_\_\_\_\_ vs. North Dakota State (2/25/2023)  
 Hit two grand slams in a game \_\_\_\_\_ at Arkansas (4/15/2016)  
 Hit three home runs in a game \_\_\_\_\_ at #19 Georgia (March 10, 2023)  
 Hit four home runs in a game \_\_\_\_\_ vs. Ole Miss (3/31/2023)  
 Hit five home runs in a game \_\_\_\_\_ vs. Indiana State (2/28/2016)  
 All nine starters scored in a game \_\_\_\_\_ at Mississippi State (3/24/2019)  
 Scored 10+ runs \_\_\_\_\_ 12, vs. Cal State Fullerton (5/19/2023)  
 Scored 15+ runs \_\_\_\_\_ 15 vs. Niagara (4/15/2022)  
 Scored 20+ runs \_\_\_\_\_ 22 vs. Alabama State (3/21/2018)  
 Scored 20+ runs in consecutive games \_ 21, 23 at Arkansas (4/16/2016-4/17/2016)  
 Scored 25+ runs \_\_\_\_\_ 28 vs. Butler (2/13/2016)  
 Scored in every inning \_\_\_\_\_ vs. Cal State Fullerton (5 inn.) (5/19/2023)  
 Had 20+ hits \_\_\_\_\_ 20 at Arkansas (4/16/2016)  
 Had 25+ hits \_\_\_\_\_ 26 vs. Butler (2/13/2016)  
 Drew 10+ walks \_\_\_\_\_ 10, vs. Cal State Fullerton (5/20/2023)  
 Drew 15+ walks \_\_\_\_\_ 16 vs. UL-Lafayette (5/22/2015)  
 Stole 5+ bases \_\_\_\_\_ 5, vs. Cal State Fullerton (5/20/2023)  
 Stole 7+ bases \_\_\_\_\_ 7, vs. North Dakota State (2/25/23)  
 Scored 8+ runs in an inning \_\_\_\_\_ 8 in 5th inn. at South Carolina (4/30/23)  
 Scored 10+ runs in an inning \_\_\_\_\_ 12 in 6th inn. vs. Texas A&M (3/17/2019)  
 Scored 15+ runs in an inning \_\_\_\_\_ 15 in 1st inn. vs. Butler (2/13/2015)

## PITCHING

Shut out team in entire series\_ Outscored Arkansas 54-0 (3 games) (4/15-17/2016)  
 Shutout win \_\_\_\_\_ 5-0 vs. Cal State Fullerton (5/20/23)  
 Back-to-back shutouts \_\_\_\_\_ 1-0 (9 inn.) vs. #13 LSU (4/16/23),  
 \_\_\_\_\_ 3-0 vs. Jacksonville State (4/19/23)  
 Three consecutive shutouts \_\_\_\_\_ 4-0 vs. North Dakota State (2/26/2023),  
 \_\_\_\_\_ 7-0 vs. Merrimack (2/25/2023),  
 \_\_\_\_\_ 9-0 vs. North Dakota State (6 inn.) (2/25/2023)  
 Six consecutive shutouts \_\_\_\_\_ 4-0 vs. North Dakota State (2/26/2023),  
 \_\_\_\_\_ 7-0 vs. Merrimack (2/25/2023),  
 \_\_\_\_\_ 9-0 vs. North Dakota State (6 inn.) (2/25/2023),  
 \_\_\_\_\_ 9-0 vs. Brown (5 inn.) (2/24/2023)  
 \_\_\_\_\_ 12-0 vs. Merrimack (5 inn.) (2/24/2023), 11-0, at Troy (3/1/2023)  
 Was shut out \_\_\_\_\_ 0-7 at Clemson (5/21/2023)  
 Was shut out at home \_\_\_\_\_ 0-3 vs. #7 Florida (4/3/2022)  
 Was no-hit \_\_\_\_\_ 0-8 (5 inn.) at South Carolina (4/29/2023)  
 Perfect game against \_\_\_\_\_ 6-0 vs. #1 Washington (2/11/2010)  
 Walked 10+ batters \_\_\_\_\_ 12 at #13 Tennessee (4/30/2016)

## FIELDING

Made 5 errors \_\_\_\_\_ 5 at #8 Kentucky (3/27/2022)  
 Made 6+ errors \_\_\_\_\_ 7 vs. South Carolina (3/19/2022)

## WINS &amp; LOSSES

Began season with at least 15 straight wins \_\_\_\_\_ 2018  
 Won at least 10 straight games \_\_\_\_\_ 16 (2/11/2023-3/3/2023)  
 Won at least 15 straight games \_\_\_\_\_ 16 (2/11/2023-3/3/2023)  
 Road win vs. ranked SEC foe \_\_\_\_\_ 3-1 at #14 Alabama (4/23/2023)  
 Win vs. ranked team \_\_\_\_\_ 5-2 at #10 Clemson (5/21/2023)  
 Five-game winning streak vs. ranked foes \_\_\_\_\_ (3/17-3/25/2018)  
 Win vs. No. 1 ranked team \_\_\_\_\_ 3-2 vs. #1 Oklahoma (2/9/2017)  
 Win vs. Top 5 team \_\_\_\_\_ 3-0 at #5 Tennessee (4/7/2019)  
 Win vs. Top 10 team \_\_\_\_\_ 5-2 at #10 Clemson (5/21/2023)  
 Home series win vs. ranked SEC team \_\_\_\_\_ 2-1 vs. #13 LSU (4/14/23-4/16/23)  
 Home series sweep vs. ranked SEC team \_\_\_\_\_ 3-0 vs. #18 Kentucky (3/23-3/25/2018)  
 Road series win vs. ranked SEC team \_\_\_\_\_ 2-1 at #14 Alabama (4/22/2023-4/23/2023)  
 Road series sweep vs. ranked SEC team \_\_\_\_\_ 3-0 at #18 Georgia (3/31-2017-4/2/2017)  
 Won in extra innings \_\_\_\_\_ 1-0 (9 inn.) vs. #13 LSU (4/14/23)  
**Lost in extra innings \_\_\_\_\_ 1-8 (8 inn.) vs. Virginia Tech (2/9/2024)**  
 Was run-ruled \_\_\_\_\_ 0-8 (5 inn.) at South Carolina (4/29/2023)  
 Won when trailing after 6 innings \_\_\_\_\_ vs. Texas A&M (3/11/22)  
 Overcame 5+ run deficit to win\_ Trained 7-0, won 8-7 (10 inn.) vs. UNCW (2/14/2020)

## THE LAST TIME AN INDIVIDUAL...

## BATTING

Had 4 hits \_\_\_\_\_ 4, Aubrie Lisenby & Jessie Blaine vs. Niagara (4/15/2022)  
 Had 5+ hits \_\_\_\_\_ 5, Jade Rhodes at Arkansas (4/16/2016)  
 Had 4 runs \_\_\_\_\_ 4, Alyssa Rivera vs. UNCW (2/15/2020)  
 Had 5+ runs \_\_\_\_\_ 5, Kim Blair vs. Alabama A&M (2/14/1999)  
 Had 2 doubles \_\_\_\_\_ 2, Nelia Peralta at Mississippi State (4/24/2022)  
 Had 3+ doubles \_\_\_\_\_ 3, Sydney Cox vs. St. John's (2/11/2022)  
 Had 2 triples \_\_\_\_\_ 2, Kendall Veach vs. #18 Georgia (4/2/2017)  
 Had 2 home runs \_\_\_\_\_ 2, Nelia Peralta at Florida (4/7/2023)  
 Had 2 home runs in same inn. \_\_\_\_\_ Justus Perry 3rd inn. vs. Alabama State (3/21/2018)  
 Had 3+ home runs \_\_\_\_\_ 3, Jade Rhodes at Ole Miss (3/14/2015)  
 Had grand slam \_\_\_\_\_ Bri Ellis vs. Cal State Fullerton (5/19/2023)  
 Had back-to-back home runs \_\_\_\_\_ N. Peralta and C. McCondie vs. Brown (2/3/2023)  
 Had 5 RBI \_\_\_\_\_ Lindsey Garcia vs. Samford (3/29/2023)  
 Had 6-7 RBI \_\_\_\_\_ 6, Alyssa Rivera vs. UNCW (2/15/2020)  
 Had 8+ RBI \_\_\_\_\_ 10, Holly Currie vs. Alabama State (2/9/2005)  
 Hit for the cycle \_\_\_\_\_ Holly Currie vs. Arkansas (3/12/2005)  
**Had 2 stolen bases \_\_\_\_\_ 2, M. Packer vs. Virginia Tech (2/10/24)**  
 Had 3+ stolen bases \_\_\_\_\_ 3, Lindsey Garcia vs. Fordham (2/10/2023)  
 Had 4 walks \_\_\_\_\_ 4, Bri Ellis at South Carolina (3/30/2023)  
 Had walk-off hit \_\_\_\_\_ Makayla Packer vs. #13 LSU (4/16/2023)  
 Had walk-off home run \_\_\_\_\_ Lindsey Garcia vs. North Dakota State (2/25/2023)  
 Had walk-off grand slam \_\_\_\_\_ Lindsey Garcia vs. North Dakota State (2/25/2023)  
 Had walk-off sac fly \_\_\_\_\_ Tannon Snow vs. Alabama State (2/14/2020)

## PITCHING

Threw no-hitter \_\_\_\_\_ Maddie Penta (5.0 IP) at South Carolina (4/30/2023)  
 Combined no-hitter \_\_\_\_\_ M. Penta (5.0) & K. Dismukes (2.0) vs. North Carolina A&T (3/4/2022)  
 Threw 7-inn. no-hitter \_\_\_\_\_ Maddie Penta (7.0 IP) vs. IUPUI (2/27/2021)  
 Threw extra-inn. no-hitter \_\_\_\_\_ Kristen Keyes vs. Georgia Tech (10.0 IP) (4/23/2003)  
 Threw perfect game \_\_\_\_\_ Kaylee Carlson vs. Ohio State (3/18/2017)  
 Threw one-hitter \_\_\_\_\_ Maddie Penta (7.0) vs. Mississippi State (5/7/2023)  
 Combined one-hitter \_\_\_\_\_ M. Penta (4.0) and A. Widra (1.0) at Samford (3/29/2023)  
 Threw CG shutout \_\_\_\_\_ Shelby Lowe (7.0) vs. Cal State Fullerton (5/20/2023)  
 Had 10+ K's \_\_\_\_\_ 10, Maddie Penta vs. Mississippi State (5/5/2023)  
 Had 11+ K's \_\_\_\_\_ 12, Maddie Penta at Florida (4/6/2023)  
 Had 13+ K's \_\_\_\_\_ 17, Maddie Penta vs. Missouri (3/25/2023)  
 Had 15+ K's \_\_\_\_\_ 17, Maddie Penta vs. Missouri (3/25/2023)  
 Had 18+ K's \_\_\_\_\_ 18, Anna Thompson vs. Middle Tennessee (2/20/2009)

## ALL-TIME PERFECT GAMES &amp; NO-HITTERS

## PERFECT GAMES

- Holly Currie vs. College of Charleston \_\_\_\_\_ 2/11/05
- Kaylee Carlson vs. Ohio State \_\_\_\_\_ 3/18/17

## NO-HITTERS

- Brenda Espinoza vs. Jacksonville State \_\_\_\_\_ 2/26/97
- Denisse Montalvo/Mary Petrie vs. AA&M \_\_\_\_\_ 2/14/99
- Kristen Keyes vs. Georgia Tech \_\_\_\_\_ 4/23/03
- Holly Currie vs. College of Charleston \_\_\_\_\_ 2/11/05
- Holly Currie vs. Mercer \_\_\_\_\_ 2/18/06
- Holly Currie vs. Missouri \_\_\_\_\_ 3/24/06
- Beth DiPietro vs. Florida \_\_\_\_\_ 3/28/06
- Holly Currie vs. Tennessee Tech \_\_\_\_\_ 4/3/06
- Holly Currie vs. Ole Miss \_\_\_\_\_ 5/6/06
- Holly Currie vs. Marist \_\_\_\_\_ 5/19/06
- Holly Currie vs. Georgia State \_\_\_\_\_ 2/14/07
- Jenee Loree vs. Texas A&M-CC \_\_\_\_\_ 2/6/09
- Jenee Loree vs. Austin Peay \_\_\_\_\_ 2/21/09
- Anna Thompson vs. Louisiana Tech \_\_\_\_\_ 3/5/10
- Jenee Loree vs. IPFW \_\_\_\_\_ 2/11/12
- Jenee Loree vs. Presbyterian \_\_\_\_\_ 3/11/12
- Marcy Harper vs. Savannah State \_\_\_\_\_ 3/14/13
- Marcy Harper vs. Radford \_\_\_\_\_ 3/14/14
- Lexi Davis vs. IPFW \_\_\_\_\_ 3/14/14
- Marcy Harper vs. Savannah State \_\_\_\_\_ 3/15/14
- Marcy Harper vs. Appalachian State \_\_\_\_\_ 2/11/16
- Rachel Walters vs. Samford \_\_\_\_\_ 3/16/16
- Makayla Martin/Ashlee Swindle vs. Yale \_\_\_\_\_ 2/25/17
- Kaylee Carlson vs. Ohio State \_\_\_\_\_ 3/18/17
- Makayla Martin vs. Maryland \_\_\_\_\_ 2/18/18
- Maddie Penta vs. Southeast Missouri State \_\_\_\_\_ 2/13/21
- Maddie Penta vs. IUPUI \_\_\_\_\_ 2/27/21
- Shelby Lowe vs. St. John's \_\_\_\_\_ 2/11/22
- Maddie Penta/KK Dismukes vs. North Carolina A&T \_\_\_\_\_ 3/4/22
- Annabelle Widra vs. Brown \_\_\_\_\_ 2/24/23
- Maddie Penta vs. North Dakota State \_\_\_\_\_ 2/25/23
- Maddie Penta at South Carolina \_\_\_\_\_ 4/30/23



**GAME-BY-GAME STARTERS (BATTING ORDER)**

DATE	NO. (#)	RECORD	OPPONENT	1	2	3	4	5	6	7	8	9
Feb. 9	1	0-1	Virginia Tech	Peralta	McCrary	Roberts	Lech	Tresvik	Lisenby	Wohlers	Packer	Widra
Feb. 9	1	1-0	Belmont	McCrary	Penta	Tresvik	Lech	Clemmons	Wohlers	Packer	Lisenby	McNemar
Feb. 10	1	0-0-1	Virginia Tech	Peralta	McCrary	Tresvik	Clemmons	Wohlers	Lech	Lisenby	Packer	Roach

## GAME-BY-GAME STARTERS (POSITION)

DATE	NO. (#)	RECORD	OPPONENT	C	1B	2B	3B	SS	LF	CF	RF	DP
Feb. 9	1	0-1	Virginia Tech	Wohlers	Lech	Widra	Roberts	Peralta	McCrary	Packer	Tresvik	Lisenby
Feb. 9	1	1-0	Belmont	Lisenby	Lech	McNemar	Wohlers	Penta	McCrary	Packer	Tresvik	Clemmons
Feb. 10	1	0-0-1	Virginia Tech	Lisenby	Lech	Roach	Wohlers	Peralta	McCrary	Packer	Tresvik	Clemmons

## 2024 TEAM GAME HIGHS

## BATTING

At-Bats	30	vs. Virginia Tech (Feb. 9, 2024)
Runs scored	6	vs. Belmont (Feb. 9, 2024)
Hits	8	vs. Virginia Tech (Feb. 9, 2024)
RBI	6	vs. Belmont (Feb. 9, 2024)
Doubles	3	vs. Belmont (Feb. 9, 2024)
Home Runs	2	vs. Virginia Tech (Feb. 10, 2024)
Total Bases	13	vs. Belmont (Feb. 9, 2024)
Walks	7	vs. Virginia Tech (Feb. 10, 2024)
Strikeouts	12	vs. Virginia Tech (Feb. 9, 2024)
Sac Hits	1	vs. Belmont (Feb. 9, 2024)
	1	vs. Virginia Tech (Feb. 10, 2024)
Sac Flies	1	vs. Belmont (Feb. 9, 2024)
Stolen Bases	2	vs. Virginia Tech (Feb. 10, 2024)
Hit By Pitch	1	vs. Virginia Tech (Feb. 9, 2024)
	1	vs. Belmont (Feb. 9, 2024)
Runners Left on Base	8	vs. Belmont (Feb. 9, 2024)
Hit into DP	1	vs. Virginia Tech (Feb. 9, 2024)
	1	vs. Belmont (Feb. 9, 2024)
	1	vs. Virginia Tech (Feb. 10, 2024)

## FIELDING

Putouts	24	vs. Virginia Tech (Feb. 9, 2024)
Assists	8	vs. Belmont (Feb. 9, 2024)
Errors	3	vs. Virginia Tech (Feb. 10, 2024)
DPs Turned	1	vs. Virginia Tech (Feb. 10, 2024)

## PITCHING

Innings Pitched	8.0	vs. Virginia Tech (Feb. 9, 2024)
Runs Allowed	8	vs. Virginia Tech (Feb. 9, 2024)
Earned Runs	3	vs. Virginia Tech (Feb. 10, 2024)
Walks Allowed	3	vs. Virginia Tech (Feb. 10, 2024)
Strikeouts	10	vs. Virginia Tech (Feb. 9, 2024)
Hits Allowed	11	vs. Virginia Tech (Feb. 9, 2024)
Doubles Allowed	3	vs. Virginia Tech (Feb. 10, 2024)
Homers Allowed	2	vs. Virginia Tech (Feb. 9, 2024)
Wild Pitches	1	vs. Virginia Tech (Feb. 9, 2024)
Hit Batters	1	vs. Virginia Tech (Feb. 9, 2024)
	1	vs. Virginia Tech (Feb. 10, 2024)

## 2024 INDIVIDUAL GAME HIGHS

## BATTING

At-Bats	4	FOUR TIMES
Runs scored	1	TWELVE TIMES
Hits	2	I. Tresvik vs. Virginia Tech (Feb. 9, 2024)
	2	I. Tresvik vs. Belmont (Feb. 9, 2024)
RBI	2	S. Elkins vs. Belmont (Feb. 9, 2024)
	2	K. McCrary vs. Belmont (Feb. 9, 2024)
	2	A. Lech vs. Virginia Tech (Feb. 10, 2024)
Doubles	1	FOUR TIMES
Home Runs	1	FOUR TIMES
Total Bases	4	FOUR TIMES
Walks	2	I. Tresvik vs. Virginia Tech (Feb. 10, 2024)
	2	K. McCrary vs. Virginia Tech (Feb. 10, 2024)
Strikeouts	3	A. Lech vs. Virginia Tech (Feb. 9, 2024)
Sac Hits	1	A. Lisenby vs. Belmont (Feb. 9, 2024)
	1	R. Roach vs. Virginia Tech (Feb. 10, 2024)
Sac Flies	1	K. McCrary vs. Virginia Tech (Feb. 10, 2024)
Stolen Bases	2	M. Packer vs. Virginia Tech (Feb. 10, 2024)
Hit By Pitch	1	N. Peralta vs. Virginia Tech (Feb. 9, 2024)
	1	A. Wohlers vs. Belmont (Feb. 9, 2024)
Runners Left on Base	4	A. Lech vs. Virginia Tech (Feb. 10, 2024)

## FIELDING

Putouts	10	A. Wohlers vs. Virginia Tech (Feb. 9, 2024)
Assists	4	A. Wohlers vs. Belmont (Feb. 9, 2024)
Errors	2	N. Peralta vs. Virginia Tech (Feb. 10, 2024)

## PITCHING

Innings Pitched	7.0	M. Penta vs. Virginia Tech (Feb. 9, 2024)
Runs Allowed	4	S. Lowe vs. Virginia Tech (Feb. 9, 2024)
	4	M. Penta vs. Virginia Tech (Feb. 9, 2024)
Earned Runs	4	S. Lowe vs. Virginia Tech (Feb. 9, 2024)
Walks Allowed	3	M. Penta vs. Virginia Tech (Feb. 10, 2024)
Strikeouts	8	M. Penta vs. Virginia Tech (Feb. 9, 2024)
	8	M. Penta vs. Virginia Tech (Feb. 10, 2024)
Hits Allowed	6	M. Penta vs. Virginia Tech (Feb. 9, 2024)
Doubles Allowed	2	M. Penta vs. Virginia Tech (Feb. 10, 2024)
Homers Allowed	1	M. Penta vs. Virginia Tech (Feb. 9, 2024)
	1	S. Lowe vs. Virginia Tech (Feb. 9, 2024)
	1	A. Widra vs. Virginia Tech (Feb. 10, 2024)
Wild Pitches	1	M. Penta vs. Virginia Tech (Feb. 9, 2024)
Hit Batters	1	M. Penta vs. Virginia Tech (Feb. 9, 2024)
	1	M. Penta vs. Virginia Tech (Feb. 10, 2024)

## HEAD COACH MICKEY DEAN

Mickey Dean enters his seventh season as the head coach of the Auburn softball program. In 17 years at the collegiate level, Dean has coached 12 NCAA Tournament teams, including one super regional participant, and won nine conference championships. He is one of four active head coaches to led three different programs to the NCAA Tournament.

A native of Elkton, Va., Dean has guided 84 all-conference players, 47 all-region honorees and nine all-Americans, including 2017 National Player of the Year, Megan Good, and 2023 SEC Pitcher of the Year, Maddie Penta. He has also been touted as the conference coach of the year eight times.

During his time on the Plains, Dean has guided the Tigers to a 206-109 overall record behind three 40-win seasons to become the second winningest coach in Auburn softball history. He has guided the Tigers to five NCAA Regional appearances. Dean's resume at Auburn also includes seven NFCA All-Region selections, eight All-SEC selections and one NFCA All-American. During his tenure, Bri Ellis became the program's first undisputed SEC Freshman of the Year while Maddie Penta earned the program's first SEC Pitcher of the Year honor.

In his latest season on the Plains, Dean led Auburn to its best season during his tenure. Behind a second straight 40-win season, Auburn closed 2023 with a 43-19 record, its most wins in a season under Dean. Auburn finished conference action with a 15-9 record to finish third in SEC play, its first winning record under head and its highest league finish since 2017. The Tigers also earned their first series win over LSU and first series win at Alabama since 2017 and their first sweep of Missouri in school history. Auburn earned its ninth consecutive NCAA Regional appearance and forced the "if necessary" game at No. 10 Clemson.

Dean reached a coaching milestone during his sixth season at the helm of the Tigers, picking up his 200th victory on the Plains in Auburn's 10-0 victory at South Carolina on April 30.

Offensively, Auburn ranked in the top five in the SEC in runs scored (323) and home runs (64). Nelia Peralta was the heart of Auburn's offense during the 2023 as she led the Tigers in hits (54), runs scored (39), walks (43), batting average (.329) and on-base percentage (.479). Peralta was the first Tiger to record 50 or more hits in a season since 2019 and her efforts were rewarded with an All-SEC Second Team and NFCA All-Southeast Region Third Team honors. Denver Bryant joined Peralta as an All-SEC Second Team member after tuning in a .322 batting average in SEC play.

It was in the circle where a star was born as Maddie Penta put on an all-American performance during her breakout junior season. Penta became just the 16th NFCA All-American in school history and was the

first Tiger pitcher to ever earn first-team accolades.

The SEC leader in wins with 27 to tie the program's single-season record, Penta was dominating throughout the season. The first SEC Pitcher of the Year in program history, Penta ranked second nationally with 303 strikeouts to her credit, which shattered Auburn's junior strikeout record. She is just the second pitcher in program history to record 300 strikeouts in a season, joining Kristen Keyes (2004).

She closed her junior season ranked in the top 10 in 11 Auburn single-season pitching categories, which included finishing first or tied for first in wins, games started and combined shutouts in a season. She also sits in the top 10 in 20 Auburn career pitching categories, including wins, strikeouts, earned run average, innings pitched and shutouts.

Dean came to Auburn in 2018 after five seasons as the head coach at James Madison. During his five-year stint at James Madison, Dean compiled a record of 237-56 (.809). He amassed five 40-win seasons, including the final two campaigns with 52 and 50 victories, respectively. The Dukes broke 104 program records, including over 40 pitching records while boasting one of the nation's top staffs under Dean's guidance.

Prior to his reign in Harrisonburg, Va., Dean spent six seasons as the head coach at Radford where he took the Highlanders to their first-ever NCAA Tournament appearances in 2009 and 2010. On October 20, 2023, Radford Athletics inducted Dean into its Hall of Fame.

Before taking the position at Radford, Dean served as an assistant coach at Akron (2001-02), Indiana (2002-04) and Longwood (2005-06).

In addition to his collegiate coaching experience, Dean has also worked on the professional and international level.

He was the pitching coach for the Venezuelan National Team (2002-08) and the head coach for the Chicago Bandits (2004-10) that finished as the National Pro Fastpitch regular season champions five times and won the title in 2008.

Dean was named NPF Manager of the Year three times and coached world-renowned pitcher Jennie Finch, who was the NPF's Co-Pitcher of the Year in 2005 and has a gold and silver medal from her two Team USA Olympic appearances.

A 1987 graduate of Elon University, Dean was a pitcher on the baseball team where he was a four-year letterwinner.

Dean and his wife, Liz, and have two adult children: Isaac and Eli.



### QUICK FACTS

Hometown/Birthplace \_\_\_\_\_ Elkton, Va.  
 College \_\_\_\_\_ Elon '87  
 Family \_\_\_\_\_ wife, Liz, children: Isaac, Eli

### COACHING RECORDS

Head Coaching Career \_\_\_\_\_ 17th Season  
 Career Record \_\_\_\_\_ 685-282-1 (.708)  
 NCAA Regionals \_\_\_\_\_ 12  
 NCAA Super Regionals \_\_\_\_\_ 1  
 Conference Championships \_\_\_\_\_ 9

### COACHING CAPSULES

2018-Pr Auburn - Head Coach 207-110-1  
 2013-17 James Madison - Head Coach 237-56  
 2007-12 Radford - Head Coach 241-116

### YEAR-BY-YEAR RESULTS

2024	Auburn	1-1-1
2023	Auburn	43-19
2022	Auburn	40-17
2021	Auburn	27-22
2020*	Auburn	16-11
2019	Auburn	39-21
2018	Auburn	41-17
2017	James Madison	52-8
2016	James Madison	50-6
2015	James Madison	48-10
2014	James Madison	45-15
2013	James Madison	42-17
2012	Radford	34-21
2011	Radford	38-21
2010	Radford	38-17
2009	Radford	41-15
2008	Radford	46-15
2007	Radford	44-27

### AUBURN COACHING HIGHLIGHTS

- Five NCAA Regional appearances (2018, 2019, 2021, 2022, 2023)
- Two All-American honoree
- Seven National Pro Fastpitch Draft selections
- Two Finalists for Schutt Sports/NFCA Freshman of the Year
- Two Finalists for USA Softball Collegiate Player of the Year
- Seven NFCA All-Region selections
- SEC Pitcher of the Year [Maddie Penta]
- SEC Freshman of the Year [Bri Ellis]
- Eight All-SEC Team selections
- Three SEC All-Defensive Team selections
- Six SEC All-Freshman/All-Newcomer Team selections
- Four SEC All-Tournament Team selections
- Two National Player/Pitcher of the Week honors
- Twenty-four SEC Weekly honors

PLAYER CAPSULES



**THALIA  
MARTIN**

**1**

**UTILITY**  
Fr. | 5-6 | R/R  
Lilburn, Georgia | Brookwood

**SEASON HIGH**

**CAREER HIGH**

1 (2x), last vs. Belmont (2/9/24)	AB	1 (2x), last vs. Belmont (2/9/24)
	R	
1, vs. Belmont (2/9/24)	H	1, vs. Belmont (2/9/24)
	2B	
	3B	
	HR	
	RBI	

2024 SEASON HIGHLIGHTS

Made her collegiate debut as a pinch hitter versus Virginia Tech (2/9) ... recorded first collegiate hit versus Belmont (2/9)

GAME BY GAME BATTING

Date	Opponent	Pos	AB	R	H	RBI	2B	3B	HR	BB	SB	CS	HBP	SAC	SF	GDP	K	PO	A	E	Avg	
Feb 09	VIRGINIA TECH	ph	1	0	0	0	0	0	0	0	0	0	0	0	0	0	0	0	0	0	0	.000
Feb 09	BELMONT	ss	1	0	1	0	0	0	0	0	0	0	0	0	0	0	0	0	0	0	0	.500
Totals		Ogs	2	0	1	0	0	0	0	0	0	0	0	0	0	0	0	0	0	0	0	.500

On base pct. .500 • Slugging pct. .500

MARTIN'S OVERALL CAREER STATS

YEAR	AVG	GP-GS	AB	R	H	2B	3B	HR	RBI	TB	SLG%	BB	HBP	SO	GDP	OB%	SF	SH	SB-ATT	PO	A	E	FLD%
2024	.500	2-0	2	0	1	0	0	0	0	1	.500	0	0	0	0	.000	0	0	0-0	0	0	0	.000
TOTAL	.500	2-0	2	0	1	0	0	0	0	1	.500	0	0	0	0	.000	0	0	0-0	0	0	0	.000



PLAYER CAPSULES



**ICISS  
TRESVIK**

**3**

**UTILITY**

**Jr. | 5-9 | R/R**

**Wilmington, North Carolina | North Carolina A&T**

**SEASON HIGH**

**CAREER HIGH**

4 (2x), last vs. Belmont (2/9/24) \_\_\_ AB \_\_\_ 4 (3x), last vs. Belmont (2/9/24)  
 1 (2x), last vs. Virginia Tech (2/10/24) \_\_\_ R \_\_\_ 3, vs. Ole Miss (5/11/23)  
 2 (2x), last vs. Belmont (2/9/24) \_\_\_ H \_\_\_ 3 (2x), last at South Carolina (4/30/23)  
 1, vs. Belmont (2/9/24) \_\_\_ 2B \_\_\_ 1 (5x), last vs. Belmont (2/9/24)  
 \_\_\_ 3B \_\_\_  
 \_\_\_ HR \_\_\_ 1 (9x), last vs. Ole Miss (5/11/23)  
 \_\_\_ RBI \_\_\_ 3, at South Carolina (4/30/23)

**2024 SEASON HIGHLIGHTS**

Tiger Invite All-Tournament Team ... has recorded multiple hits in two of Auburn's first three contests ... dating back to last season, has reached base safely in six consecutive games

**GAME BY GAME BATTING**

Date	Opponent	Pos	AB	R	H	RBI	2B	3B	HR	BB	SB	CS	HBP	SAC	SF	GDP	K	PO	A	E	Avg
Feb 09	VIRGINIA TECH	*of	4	0	2	0	0	0	0	0	0	0	0	0	0	0	0	1	0	0	.500
Feb 09	BELMONT	*of	4	1	2	0	1	0	0	0	1	0	0	0	0	0	0	1	0	0	.500
Feb 10	VIRGINIA TECH	*of	2	1	0	0	0	0	0	2	0	0	0	0	0	0	1	1	0	0	.400
Totals		3gs	10	2	4	0	1	0	0	2	1	0	0	0	0	0	1	3	0	0	.400

On base pct. .500 • Slugging pct. .500

**GAME BY GAME PITCHING**

**TRESVIK'S OVERALL CAREER STATS**

YEAR	AVG	GP-GS	AB	R	H	2B	3B	HR	RBI	TB	SLG%	BB	HBP	SO	GDP	OB%	SF	SHSB-ATT	PO	A	E	FLD%	
2023	.234	60-51	124	24	29	4	0	9	22	60	.484	19	0	29	3	.333	1	0	7-7	76	3	0	1.000
2024	.400	3-3	10	2	4	1	0	0	0	5	.500	2	0	1	0	.500	0	0	1-1	3	0	0	1.000
<b>TOTAL</b>	<b>.246</b>	<b>63-54</b>	<b>134</b>	<b>26</b>	<b>33</b>	<b>5</b>	<b>0</b>	<b>9</b>	<b>22</b>	<b>65</b>	<b>.485</b>	<b>21</b>	<b>0</b>	<b>30</b>	<b>3</b>	<b>.346</b>	<b>1</b>	<b>0</b>	<b>8-8</b>	<b>79</b>	<b>3</b>	<b>0</b>	<b>1.000</b>

YEAR	ERA	W-L	APP	GS	CG	SHO	SV	IP	H	R	ER	BB	SO	2B	3B	HR	BF	BAVG	WP	HBP	BK	SFA	SHA
2023	12.92	0-1	4	1	0	0/1	0	4.1	10	9	8	0	4	2	0	1	24	.435	0	0	0	1	0
2024	0.00	0-0	0	0	0	0/0	0	0.0	0	0	0	0	0	0	0	0	0	.000	0	0	0	0	0
<b>TOTAL</b>	<b>12.92</b>	<b>0-1</b>	<b>4</b>	<b>1</b>	<b>0</b>	<b>0/1</b>	<b>0</b>	<b>4.1</b>	<b>10</b>	<b>9</b>	<b>8</b>	<b>0</b>	<b>4</b>	<b>2</b>	<b>0</b>	<b>1</b>	<b>24</b>	<b>.435</b>	<b>0</b>	<b>0</b>	<b>0</b>	<b>1</b>	<b>0</b>

PLAYER CAPSULES



**EMMAH  
ROLFE**

**4**

**RIGHT-HANDED PITCHER**  
So. | 5-10 | R/R  
Madison, Alabama | Bob Jones

**SEASON HIGH**

**CAREER HIGH**

2.0, vs. Belmont (2/9/24) \_\_\_\_\_ IP \_\_\_\_\_ 3.1, vs. Pitt (2/11/23)  
 3, vs. Belmont (2/9/24) \_\_\_\_\_ H \_\_\_\_\_ 7, vs. Pitt (2/11/23)  
 1, vs. Belmont (2/9/24) \_\_\_\_\_ R \_ 4 (2x), last at South Carolina (4/30/23)  
 1, vs. Belmont (2/9/24) \_\_\_\_\_ ER 4 (2x), last at South Carolina (4/30/23)  
 \_\_\_\_\_ BB \_3 (2x), last at South Carolina (4/30/23)  
 1, vs. Belmont (2/9/24) \_\_\_\_\_ SO \_\_\_\_\_ 5, vs. Merrimack (2/25/23)  
 36, vs. Belmont (2/9/24) \_\_\_\_\_ Pitches \_\_\_\_\_ 58, vs. Pitt (2/11/23)

2024 SEASON HIGHLIGHTS

GAME BY GAME PITCHING

Date	Opponent	GS	IP	H	R	ER	BB	SO	2B	3B	HR	WP	BK	HBP	IBB	Score	W-L	Sv	ERA	NP
Feb 09	BELMONT	*	2.0	3	1	1	0	1	1	0	0	0	0	0	0	6-1	0-0	0	3.50	36
Totals		1	2.0	3	1	1	0	1	1	0	0	0	0	0	0	6-1	0-0	0	3.50	-

ROLFE'S OVERALL CAREER STATS

YEAR	ERA	W-L	APP	GS	CG	SHO	SV	IP	H	R	ER	BB	SO	2B	3B	HR	BF	BAVG	WP	HBP	BK	SFA	SHA
2023	5.62	1-0	11	1	0	0/2	0	18.2	23	17	15	14	13	3	0	2	91	.311	5	0	0	3	0
2024	3.50	0-0	1	1	0	0/0	0	2.0	3	1	1	0	1	1	0	0	9	.333	0	0	0	0	0
<b>TOTAL</b>	<b>5.42</b>	<b>1-0</b>	<b>12</b>	<b>2</b>	<b>0</b>	<b>0/2</b>	<b>0</b>	<b>20.2</b>	<b>26</b>	<b>18</b>	<b>16</b>	<b>14</b>	<b>14</b>	<b>4</b>	<b>0</b>	<b>2</b>	<b>100</b>	<b>.313</b>	<b>5</b>	<b>0</b>	<b>0</b>	<b>3</b>	<b>0</b>

PLAYER CAPSULES



**MARIAH  
PENTA**

**5**

**UTILITY**  
Fr. | 5-9 | R/R  
Chesapeake City, Maryland | Bohemia Manor

**SEASON HIGH**

3, vs. Belmont (2/9/24)	AB	3, vs. Belmont (2/9/24)
	R	
	H	
	2B	
	3B	
	HR	
	RBI	

**CAREER HIGH**

2024 SEASON HIGHLIGHTS

Made her collegiate debut as starting shortstop versus Belmont (2/9)

GAME BY GAME BATTING

Date	Opponent	Pos	AB	R	H	RBI	2B	3B	HR	BB	SB	CS	HBP	SAC	SF	GDP	K	PO	A	E	Avg
Feb 09	BELMONT	*ss	3	0	0	0	0	0	0	0	0	0	0	0	0	0	1	0	2	0	.000
Totals		1gs	3	0	0	0	0	0	0	0	0	0	0	0	0	0	1	0	2	0	.000

On base pct. .000 • Slugging pct. .000

PENTA'S OVERALL CAREER STATS

YEAR	AVG	GP-GS	AB	R	H	2B	3B	HR	RBI	TB	SLG%	BB	HBP	SO	GDP	OB%	SF	SHSB-ATT	PO	A	E	FLD%	
2024	.000	1-1	3	0	0	0	0	0	0	0	.000	0	0	1	0	.000	0	0	0-0	0	2	0	1.000
TOTAL	.000	1-1	3	0	0	0	0	0	0	0	.000	0	0	1	0	.000	0	0	0-0	0	2	0	1.000

PLAYER CAPSULES



**MADDIE  
PENTA**



**RIGHT-HANDED PITCHER**  
**Sr. | 6-2 | R/R**  
**Chesapeake City, Maryland | Bohemia Manor**

**SEASON HIGH**

**CAREER HIGH**

7.0, vs. Virginia Tech (2/9/24) \_\_\_\_\_ IP \_\_ 10.0, vs. South Carolina (3/21/23)  
 6, vs. Virginia Tech (2/9/24) \_\_\_\_\_ H \_ 9 (2x), last vs. Oklahoma (3/19/23)  
 4, vs. Virginia Tech (2/9/24) \_\_\_\_\_ R \_\_ 5 (8x), last at Clemson (5/20/23)  
 2, vs. Virginia Tech (2/9/24) \_\_\_\_\_ ER \_\_ 5 (5x), last at Clemson (5/20/23)  
 3, vs. Virginia Tech (2/10/24) \_\_\_\_\_ BB \_\_\_\_\_ 6, vs. Missouri (5/11/23)  
 8 (2x), last vs. Virginia Tech (2/10/24) \_\_\_\_\_ SO \_\_ 17 (2x), last vs. Missouri (3/25/23)  
 105, vs. Virginia Tech (2/9/24) \_\_\_\_\_ Pitches \_ 161, vs. South Carolina (3/21/22)

**2024 SEASON HIGHLIGHTS**

Earned preseason All-American honors from Softball America ... USA Softball Collegiate Player of the Year Watch List ... Preseason All-SEC Team ... first SEC Pitcher of the Year in program history ... a two-time First Team All-SEC selection ... needs just eight wins to set the program's career record .... holds a 15-1 record at Jane B. Moore Field since 2022 ... looking to become the first pitcher in program history to record three straight seasons of 250+ strikeouts

**GAME BY GAME PITCHING**

Date	Opponent	GS	IP	H	R	ER	BB	SO	2B	3B	HR	WP	BK	HBP	IBB	Score	W-L	Sv	ERA	NP
Feb 09	VIRGINIA TECH	*	7.0	6	4	2	1	8	1	0	1	1	0	1	0	1-8	0-1	0	2.00	105
Feb 10	VIRGINIA TECH	*	4.2	3	3	1	3	8	2	0	0	0	0	1	0	5-5	0-1	0	1.80	82
Totals		2	11.2	9	7	3	4	16	3	0	1	1	0	2	0	6-13	0-1	0	1.80	-

**PENTA'S OVERALL CAREER STATS**

YEAR	ERA	W-L	APP	GS	CG	SHO	SV	IP	H	R	ER	BB	SO	2B	3B	HR	BF	BAVG	WP	HBP	BK	SFA	SHA
2021	2.78	9-9	21	20	6	3/1	0	88.0	69	42	35	44	105	5	0	8	384	.211	2	9	0	2	2
2022	1.76	24-10	42	35	15	2/6	1	195.0	128	62	49	53	269	19	3	15	785	.181	10	13	0	4	8
2023	1.33	27-7	43	37	17	8/10	3	220.2	124	50	42	55	303	12	5	16	851	.160	8	15	0	1	7
2024	1.80	0-1	2	2	0	0/0	0	11.2	9	7	3	4	16	3	0	1	51	.205	1	2	0	0	1
<b>TOTAL</b>	<b>1.75</b>	<b>60-27</b>	<b>108</b>	<b>94</b>	<b>38</b>	<b>13/17</b>	<b>4</b>	<b>515.1</b>	<b>330</b>	<b>161</b>	<b>129</b>	<b>156</b>	<b>693</b>	<b>39</b>	<b>8</b>	<b>40</b>	<b>2071</b>	<b>.178</b>	<b>21</b>	<b>39</b>	<b>0</b>	<b>7</b>	<b>18</b>

PLAYER CAPSULES



**MAKAYLA  
PACKER**

**10**

**UTILITY**

**Sr. | 5-8 | R/R**

**Chattanooga, Tennessee | Baylor School**

**SEASON HIGH**

**CAREER HIGH**

2 (2x), last vs. Virginia Tech (2/10/24) \_AB \_\_\_\_ 5, vs. South Carolina (3/19/22)  
 1, vs. Virginia Tech (2/10/24) \_\_\_\_\_ R \_\_\_\_ 3 (3x), last vs. Syracuse (2/27/22)  
 1, vs. Virginia Tech (2/10/24) \_\_\_\_\_ H \_\_\_\_ 3 (4x), last at Georgia (3/11/23)  
 \_\_\_\_\_ 2B \_\_\_\_ 1 (12x), last at Clemson (5/21/23)  
 \_\_\_\_\_ 3B\_1 (6x), last vs. South Alabama (3/5/23)  
 \_\_\_\_\_ HR \_1 (12x), last at Alabama State (4/7/22)  
 \_\_\_\_\_ RBI \_\_\_\_\_ 4, vs. IUPUI (2/27/21)

**2024 SEASON HIGHLIGHTS**

Started the 2024 season a perfect 3-for-3 in stolen bases ... has recorded double-digit stolen bases in every season of her collegiate career ... enters 2024 ranked third in program history with 54 career stolen bases ... holds the highest stolen base percentage in program history at .885

**GAME BY GAME BATTING**

Date	Opponent	Pos	AB	R	H	RBI	2B	3B	HR	BB	SB	CS	HBP	SAC	SF	GDP	K	PO	A	E	Avg
Feb 09	VIRGINIA TECH	*of	2	0	0	0	0	0	0	1	1	0	0	0	0	0	0	2	0	0	.000
Feb 09	BELMONT	*of	1	0	0	0	0	0	0	1	0	0	0	0	0	0	1	0	0	0	.000
Feb 10	VIRGINIA TECH	*of	2	1	1	0	0	0	0	1	2	0	0	0	0	0	0	0	0	0	.200
Totals		3gs	5	1	1	0	0	0	0	3	3	0	0	0	0	0	1	2	0	0	.200

On base pct. .500 • Slugging pct. .200

**PACKER'S OVERALL CAREER STATS**

YEAR	AVG	GP-GS	AB	R	H	2B	3B	HR	RBI	TB	SLG%	BB	HBP	SO	GDP	OB%	SF	SHSB-ATT	PO	A	E	FLD%	
2021	.303	45-38	99	19	30	3	1	3	15	44	.444	10	3	27	1	.384	0	5	16-16	51	2	1	.981
2022	.324	50-49	136	43	44	6	3	9	20	83	.610	16	13	32	0	.442	0	2	21-25	64	2	2	.971
2023	.307	55-47	101	24	31	3	2	0	7	38	.376	7	1	35	1	.355	1	4	14-17	62	2	1	.985
2024	.200	3-3	5	1	1	0	0	0	0	1	.200	3	0	1	0	.500	0	0	3-3	2	0	0	1.000
<b>TOTAL</b>	<b>.311</b>	<b>153-137</b>	<b>341</b>	<b>87</b>	<b>106</b>	<b>12</b>	<b>6</b>	<b>12</b>	<b>42</b>	<b>166</b>	<b>.487</b>	<b>36</b>	<b>17</b>	<b>95</b>	<b>2</b>	<b>.403</b>	<b>1</b>	<b>11</b>	<b>54-61</b>	<b>179</b>	<b>6</b>	<b>4</b>	<b>.979</b>

PLAYER CAPSULES



**AUBRIE  
LISENBY**

**11**

**CATCHER/INFIELD**  
**Jr. | 5-7 | R/R**  
**Huntsville, Alabama | Bob Jones**

**SEASON HIGH**

3 (2x), last vs. Virginia Tech (2/10/24)\_ AB\_ 4 (8x), last at South Carolina (4/30/23)  
 \_\_\_\_\_ R \_\_\_\_\_ 3, vs. Niagara (4/15/22)  
 1, vs. Virginia Tech (2/9/24) \_\_\_\_\_ H \_\_\_\_\_ 4, vs. Niagara (4/15/22)  
 \_\_\_\_\_ 2B \_\_\_\_\_ 2, vs. Seton Hall (2/12/22)  
 \_\_\_\_\_ 3B \_\_\_\_\_  
 \_\_\_\_\_ HR\_ 1 (4x), last vs. Ole Miss (3/31/23)  
 1, vs. Belmont (2/9/24) \_\_\_\_\_ RBI \_\_\_\_\_ 4, vs. Niagara (4/15/22)

**CAREER HIGH**

2024 SEASON HIGHLIGHTS

Currently holds the highest fielding percentage in program history with a .996 mark ... has committed just two errors behind the dish in her collegiate career

GAME BY GAME BATTING

Date	Opponent	Pos	AB	R	H	RBI	2B	3B	HR	BB	SB	CS	HBP	SAC	SF	GDP	K	PO	A	E	Avg
Feb 09	VIRGINIA TECH	*dh	3	0	1	0	0	0	0	0	0	0	0	0	0	0	2	0	0	0	.333
Feb 09	BELMONT	*c	0	0	0	1	0	0	0	1	0	0	0	1	0	0	0	6	0	0	.333
Feb 10	VIRGINIA TECH	*c	3	0	0	0	0	0	0	0	0	0	0	0	0	0	0	9	0	1	.167
Totals		3gs	6	0	1	1	0	0	0	1	0	0	0	1	0	0	2	15	0	1	.167

On base pct. .286 • Slugging pct. .167

LISENBY'S OVERALL CAREER STATS

YEAR	AVG	GP-GS	AB	R	H	2B	3B	HR	RBI	TB	SLG%	BB	HBP	SO	GDP	OB%	SF	SH	SB-ATT	PO	A	E	FLD%
2022	.269	50-40	104	14	28	6	0	2	18	40	.385	13	1	13	1	.353	1	1	1-1	212	14	1	.996
2023	.234	48-37	94	8	22	2	0	2	9	30	.319	11	2	18	1	.324	1	3	1-2	187	18	0	1.000
2024	.167	3-3	6	0	1	0	0	0	1	1	.167	1	0	2	0	.286	0	1	0-0	15	0	1	.938
<b>TOTAL</b>	<b>.250</b>	<b>101-80</b>	<b>204</b>	<b>22</b>	<b>51</b>	<b>8</b>	<b>0</b>	<b>4</b>	<b>28</b>	<b>71</b>	<b>.348</b>	<b>25</b>	<b>3</b>	<b>33</b>	<b>2</b>	<b>.338</b>	<b>2</b>	<b>5</b>	<b>2-3</b>	<b>414</b>	<b>32</b>	<b>2</b>	<b>.996</b>

PLAYER CAPSULES



**NELIA  
PERALTA**

**13**

**INFIELD**  
**Jr. | 5-6 | R/R**  
**Wellington, Florida | Wellington**

**SEASON HIGH**

**CAREER HIGH**

3 (2x), last vs. Virginia Tech (2/10/24) \_AB \_\_\_\_ 5 (3x), last at Georgia (3/11/23)  
 \_\_\_\_\_ R \_\_\_\_\_ 3, vs. Brown (2/24/23)  
 1, vs. Virginia Tech (2/9/24) \_\_\_\_\_ H \_3 (2x), last at Mississippi State (3/24/22)  
 \_\_\_\_\_ 2B \_2 (3x), last at Mississippi State (3/24/22)  
 \_\_\_\_\_ 3B \_\_\_\_ 1 (3x), last vs. Indiana (2/11/23)  
 \_\_\_\_\_ HR \_\_\_\_ 2 (2x), last at Florida (4/7/23)  
 \_\_\_\_\_ RBI \_\_\_\_\_ 4, vs. Seton Hall (2/11/22)

**2024 SEASON HIGHLIGHTS**

Preseason All-SEC Team ... first hit of the 2024 season was the 100th of her collegiate career

**GAME BY GAME BATTING**

Date	Opponent	Pos	AB	R	H	RBI	2B	3B	HR	BB	SB	CS	HBP	SAC	SF	GDP	K	PO	A	E	Avg
Feb 09	VIRGINIA TECH	*ss	3	0	1	0	0	0	0	0	0	0	1	0	0	1	1	1	0	0	.333
Feb 10	VIRGINIA TECH	*ss	3	0	0	0	0	0	0	1	0	0	0	0	0	0	0	1	1	2	.167
Totals		2gs	6	0	1	0	0	0	0	1	0	0	1	0	0	1	1	2	1	2	.167

On base pct. .375 • Slugging pct. .167

**PERALTA'S OVERALL CAREER STATS**

YEAR	AVG	GP-GS	AB	R	H	2B	3B	HR	RBI	TB	SLG%	BB	HBP	SO	GDP	OB%	SF	SHSB-ATT	PO	A	E	FLD%	
2022	.313	53-52	144	24	45	15	1	10	42	92	.639	21	1	22	3	.394	4	1	1-1	49	76	19	.868
2023	.329	62-62	164	39	54	7	2	9	23	92	.561	43	5	21	1	.479	1	0	4-7	71	75	8	.948
2024	.167	2-2	6	0	1	0	0	0	0	1	.167	1	1	1	1	.375	0	0	0-0	2	1	2	.600
<b>TOTAL</b>	<b>.318</b>	<b>117-116</b>	<b>314</b>	<b>63</b>	<b>100</b>	<b>22</b>	<b>3</b>	<b>19</b>	<b>65</b>	<b>185</b>	<b>.589</b>	<b>65</b>	<b>7</b>	<b>44</b>	<b>5</b>	<b>.440</b>	<b>5</b>	<b>1</b>	<b>5-8</b>	<b>122</b>	<b>152</b>	<b>29</b>	<b>.904</b>

PLAYER CAPSULES



**SKYLAR  
ELKINS**

**15**

**CATCHER / UTILITY**  
So. | 5-8 | R/R  
Locust Grove, Georgia | Locust Grove

**SEASON HIGH**

**CAREER HIGH**

1, vs. Belmont (2/9/24) \_\_\_\_\_ AB \_\_\_\_ 1 (5x), last vs. Belmont (2/9/24)  
 \_\_\_\_\_ R \_\_\_\_ 1 (11x), last at Clemson (5/21/23)  
 1, vs. Belmont (2/9/24) \_\_\_\_\_ H \_\_\_\_\_ 1, vs. Belmont (2/9/24)  
 1, vs. Belmont (2/9/24) \_\_\_\_\_ 2B \_\_\_\_\_ 1, vs. Belmont (2/9/24)  
 \_\_\_\_\_ 3B \_\_\_\_\_  
 \_\_\_\_\_ HR \_\_\_\_\_  
 2, vs. Belmont (2/9/24) \_\_\_\_\_ RBI \_\_\_\_\_ 2, vs. Belmont (2/9/24)

2024 SEASON HIGHLIGHTS

First collegiate hit was two-run double versus Belmont (2/9)

GAME BY GAME BATTING

Date	Opponent	Pos	AB	R	H	RBI	2B	3B	HR	BB	SB	CS	HBP	SAC	SF	GDP	K	PO	A	E	Avg	
Feb 09	VIRGINIA TECH	pr	0	0	0	0	0	0	0	0	0	0	0	0	0	0	0	0	0	0	0	.000
Feb 09	BELMONT	c	1	0	1	2	1	0	0	0	0	0	0	0	0	0	0	1	0	0	0	1.000
Feb 10	VIRGINIA TECH	pr	0	0	0	0	0	0	0	0	0	0	0	0	0	0	0	0	0	0	0	1.000
Totals		Ogs	1	0	1	2	1	0	0	0	0	0	0	0	0	0	0	1	0	0	0	1.000

On base pct. 1.000 • Slugging pct. 2.000

ELKINS' OVERALL CAREER STATS

YEAR	AVG	GP-GS	AB	R	H	2B	3B	HR	RBI	TB	SLG%	BB	HBP	SO	GDP	OB%	SF	SH	SB-ATT	PO	A	E	FLD%
2023	.000	36-0	4	11	0	0	0	0	0	0	.000	2	0	1	0	.333	0	0	3-3	19	0	0	1.000
2024	1.000	3-0	1	0	1	1	0	0	2	2	2.000	0	0	0	0	1.000	0	0	0-0	1	0	0	1.000
<b>TOTAL</b>	<b>.200</b>	<b>39-0</b>	<b>5</b>	<b>0</b>	<b>1</b>	<b>1</b>	<b>0</b>	<b>0</b>	<b>2</b>	<b>2</b>	<b>.400</b>	<b>2</b>	<b>0</b>	<b>1</b>	<b>0</b>	<b>.429</b>	<b>0</b>	<b>0</b>	<b>3-3</b>	<b>20</b>	<b>0</b>	<b>0</b>	<b>1.000</b>



PLAYER CAPSULES



**KK  
MCCRARY**

**16**

**INFIELD**  
**Sr. | 5-8 | R/R**  
**Murfreesboro, Tennessee | Tennessee**

**SEASON HIGH**

**CAREER HIGH**

4, vs. Virginia Tech (2/9/24) \_\_\_\_\_ AB\_ 4 (7x), last vs. Virginia Tech (2/9/24)  
 1 (2x), last vs. Virginia Tech (2/10/24)\_R\_ 2 (3x), last at South Carolina (4/30/23)  
 1 (2x), last vs. Virginia Tech (2/10/24)\_H\_ 2 (8x), last vs. Cal State Fullerton (5/19/23)  
 \_\_\_\_\_ 2B\_ 1 (9x), last at South Carolina (4/30/23)  
 \_\_\_\_\_ 3B  
 1 (2x), last vs. Virginia Tech (2/10/24)\_HR\_ 1 (3x), last vs. Virginia Tech (2/10/24)  
 2, vs. Belmont (2/9/24) \_\_\_\_\_ RBI\_ 3 (3x), last at South Carolina (4/30/23)

2024 SEASON HIGHLIGHTS

Tiger Invite All-Tournament Team ... in just three games, has doubled her 2023 home run total ... ranks tied for fourth in the SEC in total home runs

GAME BY GAME BATTING

Date	Opponent	Pos	AB	R	H	RBI	2B	3B	HR	BB	SB	CS	HBP	SAC	SF	GDP	K	PO	A	E	Avg
Feb 09	VIRGINIA TECH	*of	4	0	0	0	0	0	0	0	0	0	0	0	0	0	1	3	0	0	.000
Feb 09	BELMONT	*of	3	1	1	2	0	0	1	0	0	0	0	0	1	0	0	3	0	0	.143
Feb 10	VIRGINIA TECH	*of	2	1	1	1	0	0	1	2	0	0	0	0	0	0	0	1	0	0	.222
Totals		3gs	9	2	2	3	0	0	2	2	0	0	0	0	1	0	1	7	0	0	.222

On base pct. .333 • Slugging pct. .889

MCCRARY'S OVERALL CAREER STATS

YEAR	AVG	GP-GS	AB	R	H	2B	3B	HR	RBI	TB	SLG%	BB	HBP	SO	GDP	OB%	SF	SH	SB-ATT	PO	A	E	FLD%
2023	.260	54-42	123	13	32	9	0	1	19	44	.358	5	1	14	1	.295	0	3	7-7	18	0	1	.947
2024	.222	3-3	9	2	2	0	0	2	3	8	.889	2	0	1	0	.333	1	0	0-0	7	0	0	1.000
TOTAL	.258	57-45	132	15	34	9	0	3	22	52	.394	7	1	15	1	.298	1	3	7-7	25	0	1	.962

PLAYER CAPSULES



**CHALEA CLEMMONS**

**17**

**FIRST BASE/LEFT-HANDED PITCHER**  
**Fr. | 6-1 | L/L**  
**Alabaster, Alabama | Thompson**

**SEASON HIGH**

**CAREER HIGH**

3 (2x), last vs. Virginia Tech (2/10/24) \_ AB\_3 (2x), last vs. Virginia Tech (2/10/24)  
 1, vs. Belmont (2/9/24) \_\_\_\_\_ R \_\_\_\_\_ 1, vs. Belmont (2/9/24)  
 1 (3x), last vs. Virginia Tech (2/10/24) \_ H\_ 1 (3x), last vs. Virginia Tech (2/10/24)  
 1, vs. Virginia Tech (2/10/24) \_\_\_ 2B \_\_\_ 1, vs. Virginia Tech (2/10/24)  
 \_\_\_\_\_ 3B \_\_\_\_\_  
 \_\_\_\_\_ HR \_\_\_\_\_  
 \_\_\_\_\_ RBI \_\_\_\_\_

**2024 SEASON HIGHLIGHTS**

Recorded a hit in her first three collegiate games

**GAME BY GAME BATTING**

Date	Opponent	Pos	AB	R	H	RBI	2B	3B	HR	BB	SB	CS	HBP	SAC	SF	GDP	K	PO	A	E	Avg	
Feb 09	VIRGINIA TECH	ph	1	0	1	0	0	0	0	0	0	0	0	0	0	0	0	0	0	0	0	1.000
Feb 09	BELMONT	*dh	3	1	1	0	0	0	0	1	0	0	0	0	0	0	0	0	0	0	0	.500
Feb 10	VIRGINIA TECH	*dh	3	0	1	0	1	0	0	0	0	0	0	0	0	0	1	0	0	0	0	.429
Totals		2gs	7	1	3	0	1	0	0	1	0	0	0	0	0	0	1	0	0	0	0	.429

On base pct. .500 • Slugging pct. .571

**GAME BY GAME PITCHING**

**CLEMMONS' OVERALL CAREER STATS**

YEAR	AVG	GP-GS	AB	R	H	2B	3B	HR	RBI	TB	SLG%	BB	HBP	SO	GDP	OB%	SF	SHSB-ATT	PO	A	E	FLD%
2024	.429	3-2	7	1	3	1	0	0	0	4	.571	1	0	1	0	.500	0	0-0	0	0	0	.000
<b>TOTAL</b>	<b>.429</b>	<b>3-2</b>	<b>7</b>	<b>1</b>	<b>3</b>	<b>1</b>	<b>0</b>	<b>0</b>	<b>0</b>	<b>4</b>	<b>.571</b>	<b>1</b>	<b>0</b>	<b>1</b>	<b>0</b>	<b>.500</b>	<b>0</b>	<b>0-0</b>	<b>0</b>	<b>0</b>	<b>0</b>	<b>.000</b>

YEAR	ERA	W-L	APP	GS	CG	SHO	SV	IP	H	R	ER	BB	SO	2B	3B	HR	BF	BAVG	WP	HBP	BK	SFA	SHA
2024	0.00	0-0	0	0	0	0/0	0	0.0	0	0	0	0	0	0	0	0	0	.000	0	0	0	0	0
<b>TOTAL</b>	<b>0.00</b>	<b>0-0</b>	<b>0</b>	<b>0</b>	<b>0</b>	<b>0/0</b>	<b>0</b>	<b>0.0</b>	<b>0</b>	<b>0</b>	<b>0</b>	<b>0</b>	<b>0</b>	<b>0</b>	<b>0</b>	<b>0</b>	<b>0</b>	<b>.000</b>	<b>0</b>	<b>0</b>	<b>0</b>	<b>0</b>	<b>0</b>

PLAYER CAPSULES



**RILEY  
MCNEMAR**

**18**

**INFIELD**  
**Jr. | 5-5 | R/R**  
**Galena, Kansas | Galena**

**SEASON HIGH**

2, vs. Belmont (2/9/24) \_\_\_\_\_ AB\_2 (2x), last at Mississippi State (4/24/22)  
 \_\_\_\_\_ R\_1 (8x), last vs. Austin Peay (2/17/23)  
 \_\_\_\_\_ H\_\_\_1 (6x), last vs. Georgia (4/29/22)  
 \_\_\_\_\_ 2B\_1 (2x), last vs. Chattanooga (3/6/22)  
 \_\_\_\_\_ 3B \_\_\_\_\_  
 \_\_\_\_\_ HR \_\_\_\_\_ 1, at Arkansas (4/10/22)  
 \_\_\_\_\_ RBI\_\_2 (2x), last at Arkansas (4/10/22)

**CAREER HIGH**

**2024 SEASON HIGHLIGHTS**

Started at second base versus Belmont (2/9), making her return to the field after missing most of 2023 due to a shoulder injury ... it was her first start since the 2022 season

**GAME BY GAME BATTING**

Date	Opponent	Pos	AB	R	H	RBI	2B	3B	HR	BB	SB	CS	HBP	SAC	SF	GDP	K	PO	A	E	Avg	
Feb 09	VIRGINIA TECH	pr	0	0	0	0	0	0	0	0	0	0	0	0	0	0	0	0	0	0	0	.000
Feb 09	BELMONT	*2b	2	0	0	0	0	0	0	0	0	0	0	0	0	1	0	4	1	0	0	.000
Feb 10	VIRGINIA TECH	pr/dh	0	0	0	0	0	0	0	0	0	0	0	0	0	0	0	0	0	0	0	.000
Totals		1gs	2	0	0	0	0	0	0	0	0	0	0	0	0	1	0	4	1	0	0	.000

On base pct. .000 • Slugging pct. .000

**McNEMAR'S OVERALL CAREER STATS**

YEAR	AVG	GP-GS	AB	R	H	2B	3B	HR	RBI	TB	SLG%	BB	HBP	SO	GDP	OB%	SF	SHSB-ATT	PO	A	E	FLD%	
2022	.316	25-2	19	6	6	2	0	1	5	11	.579	1	0	7	1	.350	0	1	0-0	6	3	1	.900
2023	.000	6-0	0	2	0	0	0	0	0	0	.000	0	0	0	0	.000	0	0	0-0	0	0	0	.000
2024	.000	3-1	2	0	0	0	0	0	0	0	.000	0	0	0	1	.000	0	0	0-0	4	1	0	1.000
<b>TOTAL</b>	<b>.286</b>	<b>34-3</b>	<b>21</b>	<b>8</b>	<b>6</b>	<b>2</b>	<b>0</b>	<b>1</b>	<b>5</b>	<b>11</b>	<b>.524</b>	<b>1</b>	<b>0</b>	<b>7</b>	<b>2</b>	<b>.318</b>	<b>0</b>	<b>1</b>	<b>0-0</b>	<b>10</b>	<b>4</b>	<b>1</b>	<b>.933</b>

PLAYER CAPSULES



**ABBEY SMITH**

**20**

**OUTFIELD**  
**Jr. | 5-8 | L/R**  
**Austin, Texas | James Bowie**

**SEASON HIGH**

**CAREER HIGH**

1, vs. Belmont (2/9/24) \_\_\_\_\_ AB \_\_\_ 3 (3x), last at Georgia (3/11/23)  
 1 (2x), last vs. Virginia Tech (2/10/24) \_ R \_\_\_\_\_ 2 (3x), last vs. Pitt (2/11/23)  
 \_\_\_\_\_ H \_\_\_\_\_ 2, Merrimack (2/24/23)  
 \_\_\_\_\_ 2B \_\_\_\_\_  
 \_\_\_\_\_ 3B \_\_\_\_\_  
 \_\_\_\_\_ HR \_\_\_\_\_  
 \_\_\_\_\_ RBI \_\_\_\_\_

**2024 SEASON HIGHLIGHTS**

Enters junior season with a career .857 stolen base percentage, the fourth highest mark in program history

**GAME BY GAME BATTING**

Date	Opponent	Pos	AB	R	H	RBI	2B	3B	HR	BB	SB	CS	HBP	SAC	SF	GDP	K	PO	A	E	Avg
Feb 09	BELMONT	of	1	1	0	0	0	0	0	0	0	0	0	0	0	0	0	0	0	0	.000
Feb 10	VIRGINIA TECH	pr/of	0	1	0	0	0	0	0	0	0	0	0	0	0	0	0	0	0	0	.000
Totals		Ogs	1	2	0	0	0	0	0	0	0	0	0	0	0	0	0	0	0	0	.000

On base pct. .000 • Slugging pct. .000

**SMITH'S OVERALL CAREER STATS**

YEAR	AVG	GP-GS	AB	R	H	2B	3B	HR	RBI	TB	SLG%	BB	HBP	SO	GDP	OB%	SF	SHSB-ATT	PO	A	E	FLD%	
2022	.313	38-5	16	16	5	0	0	0	0	5	.313	3	0	6	0	.421	0	0	10-13	4	0	0	1.000
2023	.304	59-3	23	29	7	0	0	0	0	7	.304	2	0	3	0	.360	0	1	20-22	20	1	0	1.000
2024	.000	2-0	1	2	0	0	0	0	0	0	.000	0	0	0	0	.000	0	0	0-0	0	0	0	.000
<b>TOTAL</b>	<b>.300</b>	<b>99-8</b>	<b>40</b>	<b>47</b>	<b>12</b>	<b>0</b>	<b>0</b>	<b>0</b>	<b>0</b>	<b>12</b>	<b>.300</b>	<b>5</b>	<b>0</b>	<b>9</b>	<b>0</b>	<b>.378</b>	<b>0</b>	<b>1</b>	<b>30-35</b>	<b>24</b>	<b>1</b>	<b>0</b>	<b>1.000</b>

PLAYER CAPSULES



**ANNA  
WOHLERS**

**22**

**CATCHER**  
**Jr. | 5-9 | L/R**  
**Davenport, Iowa | DePaul**

**SEASON HIGH**

**CAREER HIGH**

3, vs. Virginia Tech (2/9/24) \_\_\_\_\_ AB \_\_\_\_\_ 3, vs. Virginia Tech (2/9/24)  
 1, vs. Belmont (2/9/24) \_\_\_\_\_ R \_\_\_\_\_ 1, vs. Belmont (2/9/24)  
 1 (2x), last vs. Belmont (2/9/24) \_\_\_\_\_ H \_\_\_\_\_ 1 (2x), last vs. Belmont (2/9/24)  
 1, vs. Belmont (2/9/24) \_\_\_\_\_ 2B \_\_\_\_\_ 1, vs. Belmont (2/9/24)  
 \_\_\_\_\_ 3B \_\_\_\_\_  
 \_\_\_\_\_ HR \_\_\_\_\_  
 1, vs. Belmont (2/9/24) \_\_\_\_\_ RBI \_\_\_\_\_ 1, vs. Belmont (2/9/24)

2024 SEASON HIGHLIGHTS

GAME BY GAME BATTING

Date	Opponent	Pos	AB	R	H	RBI	2B	3B	HR	BB	SB	CS	HBP	SAC	SF	GDP	K	PO	A	E	Avg
Feb 09	VIRGINIA TECH	*c	3	0	1	0	0	0	0	0	0	0	0	0	0	0	1	10	0	0	.333
Feb 09	BELMONT	*3b	2	1	1	1	1	0	0	0	0	0	1	0	0	0	0	1	4	0	.400
Feb 10	VIRGINIA TECH	*3b	2	0	0	0	0	0	0	1	0	0	0	0	0	0	1	2	0	0	.286
Totals		3gs	7	1	2	1	1	0	0	1	0	0	1	0	0	0	2	13	4	0	.286

On base pct. .444 • Slugging pct. .429

WOHLERS'S OVERALL CAREER STATS

YEAR	AVG	GP-GS	AB	R	H	2B	3B	HR	RBI	TB	SLG%	BB	HBP	SO	GDP	OB%	SF	SHSB-ATT	PO	A	E	FLD%	
2024	.286	3-3	7	1	2	1	0	0	1	3	.429	1	1	2	0	.444	0	0	0-0	13	4	0	1.000
TOTAL	.286	3-3	7	1	2	1	0	0	1	3	.429	1	1	2	0	.44	0	0	0-0	13	4	0	1.000

PLAYER CAPSULES



**AXE MILANOWSKI**

**23**

**INFIELD**  
**So. | 5-6 | R/R**  
**Dothan, Alabama | Houston Academy**

**SEASON HIGH**

**CAREER HIGH**

1, vs. Belmont (2/9/24) \_\_\_\_\_ AB \_\_\_\_\_ 2, at Troy (4/12/23)  
 \_\_\_\_\_ R\_1 (5x), last vs. Tennessee Tech (3/4/23)  
 \_\_\_\_\_ H\_1 (3x), last vs. Tennessee Tech (3/4/23)  
 \_\_\_\_\_ 2B \_\_\_\_\_ 1, vs. Tennessee Tech (3/4/23)  
 \_\_\_\_\_ 3B \_\_\_\_\_  
 \_\_\_\_\_ HR \_\_\_\_\_ 1, at Troy (3/1/23)  
 \_\_\_\_\_ RBI \_\_\_\_\_ 3, at Troy (3/1/23)

2024 SEASON HIGHLIGHTS

GAME BY GAME BATTING

Date	Opponent	Pos	AB	R	H	RBI	2B	3B	HR	BB	SB	CS	HBP	SAC	SF	GDP	K	PO	A	E	Avg
Feb 09	BELMONT	ph/1b	1	0	0	0	0	0	0	1	0	0	0	0	0	0	0	2	0	0	.000
Totals		Ogs	1	0	0	0	0	0	0	1	0	0	0	0	0	0	0	2	0	0	.000

On base pct. .500 • Slugging pct. .000

MILANOWSKI'S OVERALL CAREER STATS

YEAR	AVG	GP-GS	AB	R	H	2B	3B	HR	RBI	TB	SLG%	BB	HBP	SO	GDP	OB%	SF	SH	SB-ATT	PO	A	E	FLD%
2023	.250	22-1	12	5	3	1	0	1	6	7	.583	4	1	7	0	.471	0	0	2-2	27	3	1	.968
2024	.000	1-0	1	0	0	0	0	0	0	0	.000	1	0	0	0	.500	0	0	0-0	2	0	0	1.000
<b>TOTAL</b>	<b>.231</b>	<b>23-1</b>	<b>13</b>	<b>5</b>	<b>3</b>	<b>1</b>	<b>0</b>	<b>1</b>	<b>6</b>	<b>7</b>	<b>.583</b>	<b>5</b>	<b>1</b>	<b>7</b>	<b>0</b>	<b>.474</b>	<b>0</b>	<b>0</b>	<b>2-2</b>	<b>29</b>	<b>3</b>	<b>1</b>	<b>.970</b>

PLAYER CAPSULES



**MALAYNA  
TAMBORRA**

**24**

**RIGHT-HANDED PITCHER**  
Fr. | 5-9 | R/R  
Marietta, Georgia | Mount Paran Christian School

**SEASON HIGH**

**CAREER HIGH**

1.0, vs. Belmont (2/9/24) \_\_\_\_\_ IP \_\_\_\_\_ 1.0, vs. Belmont (2/9/24)  
1, vs. Belmont (2/9/24) \_\_\_\_\_ H \_\_\_\_\_ 1, vs. Belmont (2/9/24)  
\_\_\_\_\_  
R \_\_\_\_\_  
\_\_\_\_\_  
ER \_\_\_\_\_  
\_\_\_\_\_  
BB \_\_\_\_\_  
\_\_\_\_\_  
SO \_\_\_\_\_  
12, vs. Belmont (2/9/24) \_\_\_\_\_ Pitches \_\_\_\_\_ 12, vs. Belmont (2/9/24)

2024 SEASON HIGHLIGHTS

Made her collegiate debut in a scoreless relief appearance versus Belmont (2/9)

GAME BY GAME BATTING

GAME BY GAME PITCHING

Date	Opponent	GS	IP	H	R	ER	BB	SO	2B	3B	HR	WP	BK	HBP	IBB	Score	W-L	Sv	ERA	NP
Feb 09	BELMONT		1.0	1	0	0	0	0	0	0	0	0	0	0	0	6-1	0-0	0	0.00	12
Totals		0	1.0	1	0	0	0	0	0	0	0	0	0	0	0	6-1	0-0	0	0.00	-

TAMBORRA'S OVERALL CAREER STATS

YEAR	AVG	GP-GS	AB	R	H	2B	3B	HR	RBI	TB	SLG%	BB	HBP	SO	GDP	OB%	SF	SH	SB-ATT	PO	A	E	FLD%
2024	.000	0-0	0	0	0	0	0	0	0	0	.000	0	0	0	0	.000	0	0	0-0	0	0	0	.000
TOTAL	.000	0-0	0	0	0	0	0	0	0	0	.000	0	0	0	0	.000	0	0	0-0	0	0	0	.000

YEAR	ERA	W-L	APP	GS	CG	SHO	SV	IP	H	R	ER	BB	SO	2B	3B	HR	BF	BAVG	WP	HBP	BK	SFA	SHA
2024	0.00	0-0	1	0	0	0/0	0	1.0	1	0	0	0	0	0	0	0	4	.250	0	0	0	0	0
TOTAL	0.00	0-0	1	0	0	0/0	0	1.0	1	0	0	0	0	0	0	0	4	.250	0	0	0	0	0

PLAYER CAPSULES



**MILLIE  
ROBERTS**

**31**

**CATCHER/INFIELD**  
So. | 5-7 | R/R  
Owensboro, Kentucky | Daviess County

**SEASON HIGH**

2, vs. Virginia Tech (2/9/24) \_\_\_\_\_ AB \_\_\_\_\_  
R \_\_\_\_\_  
H \_\_\_\_\_  
2B \_\_\_\_\_  
3B \_\_\_\_\_  
HR \_\_\_\_\_  
RBI \_\_\_\_\_

**CAREER HIGH**

2, vs. Virginia Tech (2/9/24)  
1 (2x), last at Troy (3/1/23)  
1 (4x), last at Florida (4/7/23)  
1, vs. St. John's (2/10/23)  
1 (4x), last vs. Villanova (2/18/23)

2024 SEASON HIGHLIGHTS

Made her first collegiate start in Auburn's season opener versus Virginia Tech (2/9)

GAME BY GAME BATTING

Date	Opponent	Pos	AB	R	H	RBI	2B	3B	HR	BB	SB	CS	HBP	SAC	SF	GDP	K	PO	A	E	Avg
Feb 09	VIRGINIA TECH	*3b	2	0	0	0	0	0	0	0	0	0	0	0	0	0	2	0	0	0	.000
Totals		1gs	2	0	0	0	0	0	0	0	0	0	0	0	0	0	2	0	0	0	.000

On base pct. .000 • Slugging pct. .000

ROBERTS' OVERALL CAREER STATS

YEAR	AVG	GP-GS	AB	R	H	2B	3B	HR	RBI	TB	SLG%	BB	HBP	SO	GDP	OB%	SF	SH	SB-ATT	PO	A	E	FLD%
2023	.235	25-0	17	2	4	1	0	0	4	5	.294	3	0	6	0	.333	1	0	1-1	1	0	0	1.000
2024	.000	1-1	2	0	0	0	0	0	0	0	.000	0	0	2	0	.000	0	0	0-0	0	0	0	.000
<b>TOTAL</b>	<b>.211</b>	<b>26-1</b>	<b>19</b>	<b>2</b>	<b>4</b>	<b>1</b>	<b>0</b>	<b>0</b>	<b>4</b>	<b>5</b>	<b>.263</b>	<b>3</b>	<b>0</b>	<b>8</b>	<b>0</b>	<b>.304</b>	<b>1</b>	<b>0</b>	<b>1-1</b>	<b>1</b>	<b>0</b>	<b>0</b>	<b>1.000</b>



PLAYER CAPSULES



**AMELIA  
LECH**

**34**

**CATCHER/UTILITY**  
**Jr. | 5-10 | R/R**  
**Thousand Oaks, California | Maryland**

**SEASON HIGH**

**CAREER HIGH**

4, vs. Virginia Tech (2/9/24) \_\_\_\_\_ AB \_\_\_\_\_ 4, vs. Virginia Tech (2/9/24)  
 1 (3x), last vs. Virginia Tech (2/10/24) \_ R \_ 1 (3x), last vs. Virginia Tech (2/10/24)  
 1 (2x), last vs. Virginia Tech (2/10/24) \_ H \_ 1 (2x), last vs. Virginia Tech (2/10/24)  
 \_\_\_\_\_ 2B \_\_\_\_\_  
 \_\_\_\_\_ 3B \_\_\_\_\_  
 1 (2x), last vs. Virginia Tech (2/10/24) \_ HR \_ 1 (2x), last vs. Virginia Tech (2/10/24)  
 2, vs. Virginia Tech (2/10/24) \_\_\_\_\_ RBI \_\_\_\_\_ 2, vs. Virginia Tech (2/10/24)

**2024 SEASON HIGHLIGHTS**

Tiger Invite All-Tournament Team ... both hits this season has been home runs ... tied for fourth in the SEC in total home runs

**GAME BY GAME BATTING**

Date	Opponent	Pos	AB	R	H	RBI	2B	3B	HR	BB	SB	CS	HBP	SAC	SF	GDP	K	PO	A	E	Avg
Feb 09	VIRGINIA TECH	*1b	4	1	1	1	0	0	1	0	0	0	0	0	0	0	3	5	0	0	.250
Feb 09	BELMONT	*1b	1	1	0	0	0	0	1	0	0	0	0	0	0	0	1	3	0	0	.200
Feb 10	VIRGINIA TECH	*1b	3	1	1	2	0	0	1	0	0	0	0	0	0	1	0	3	0	0	.250
Totals		3gs	8	3	2	3	0	0	2	1	0	0	0	0	0	1	4	11	0	0	.250

On base pct. .333 • Slugging pct. 1.000

**LECH'S OVERALL CAREER STATS**

YEAR	AVG	GP-GS	AB	R	H	2B	3B	HR	RBI	TB	SLG%	BB	HBP	SO	GDP	OB%	SF	SHSB-ATT	PO	A	E	FLD%	
2024	.250	3-3	8	3	2	0	0	2	3	8	1.000	1	0	4	1	.333	0	0	0-0	11	0	0	1.000
TOTAL	.250	3-3	8	3	2	0	0	2	3	8	1.000	1	0	4	1	.333	0	0	0-0	11	0	0	1.000

PLAYER CAPSULES



**KYLA  
STROUD**

**36**

**INFIELD**  
**Fr. | 5-7 | R/R**  
**Covington, Georgia | Newton**

**SEASON HIGH**

**CAREER HIGH**

1, vs. Belmont (2/9/24)	AB	1, vs. Belmont (2/9/24)
	R	
	H	
	2B	
	3B	
	HR	
	RBI	

2024 SEASON HIGHLIGHTS

Made her collegiate debut as a pinch hitter versus Belmont (2/9)

GAME BY GAME BATTING

Date	Opponent	Pos	AB	R	H	RBI	2B	3B	HR	BB	SB	CS	HBP	SAC	SF	GDP	K	PO	A	E	Avg
Feb 09	BELMONT	2b	1	0	0	0	0	0	0	0	0	0	0	0	0	0	1	0	0	0	.000
Totals		Ogs	1	0	0	0	0	0	0	0	0	0	0	0	0	0	1	0	0	0	.000

On base pct. .000 • Slugging pct. .000

STROUD'S OVERALL CAREER STATS

YEAR	AVG	GP-GS	AB	R	H	2B	3B	HR	RBI	TB	SLG%	BB	HBP	SO	GDP	OB%	SF	SH	SB-ATT	PO	A	E	FLD%
2024	.000	1-0	1	0	0	0	0	0	0	0	.000	0	0	1	0	.000	0	0	0-0	0	0	0	.000
TOTAL	.000	1-0	1	0	0	0	0	0	0	0	.000	0	0	1	0	.000	0	0	0-0	0	0	0	.000

PLAYER CAPSULES



**SHELBY  
LOWE**

**55**

**LEFT-HANDED PITCHER**  
**Sr. | 5-9 | R/L**  
**Carrollton, Alabama | Pickens Academy**

**SEASON HIGH**

**CAREER HIGH**

2.0, vs. Belmont (2/9/24) \_\_\_\_\_ IP \_\_\_\_\_ 7.1, at Ole Miss (4/23/21)  
 5, vs. Virginia Tech (2/9/24) \_\_\_\_\_ H \_\_\_\_\_ 9, vs. Kentucky (4/16/21)  
 4, vs. Virginia Tech (2/9/24) \_\_\_\_\_ R \_\_\_\_\_ 7, at Arkansas (4/8/22)  
 4, vs. Virginia Tech (2/9/24) \_\_\_\_\_ ER \_\_\_\_\_ 7, at Arkansas (4/8/22)  
 \_\_\_\_\_ BB \_\_\_\_\_ 4, at Kentucky (3/25/22)  
 2, vs. Virginia Tech (2/9/24) \_\_\_\_\_ SO \_\_\_\_\_ 13, vs. ULM (2/25/22)  
 32, vs. Belmont (2/9/24) \_\_\_\_\_ Pitches \_\_\_\_\_ 125, vs. Kentucky (4/16/21)

2024 SEASON HIGHLIGHTS

GAME BY GAME PITCHING

Date	Opponent	GS	IP	H	R	ER	BB	SO	2B	3B	HR	WP	BK	HBP	IBB	Score	W-L	Sv	ERA	NP
Feb 09	VIRGINIA TECH		1.0	5	4	4	0	2	0	0	1	0	0	0	0	1-8	0-0	0	28.00	25
Feb 09	BELMONT		2.0	2	0	0	0	1	0	0	0	0	0	0	0	6-1	0-0	0	9.33	32
Totals		0	3.0	7	4	4	0	3	0	0	1	0	0	0	0	7-9	0-0	0	9.33	-

LOWE'S OVERALL CAREER STATS

YEAR	ERA	W-L	APP	GS	CG	SHO	SV	IP	H	R	ER	BB	SO	2B	3B	HR	BF	BAVG	WP	HBP	BK	SFA	SHA
2021	1.48	13-11	20	26	15	3/1	1	165.2	130	42	35	28	179	24	1	9	650	.216	3	7	0	2	10
2022	2.81	9-3	29	19	4	3/2	5	92.1	77	44	37	19	129	10	1	16	383	.218	5	6	0	1	3
2023	2.70	6-6	31	12	1	1/10	1	77.2	65	33	30	11	83	16	1	11	320	.217	3	4	0	2	3
2024	9.33	0-0	2	0	0	0/0	0	3.0	7	4	4	0	3	0	0	1	16	.467	0	0	0	1	0
<b>TOTAL</b>	<b>2.19</b>	<b>28-20</b>	<b>92</b>	<b>57</b>	<b>20</b>	<b>7/13</b>	<b>7</b>	<b>338.2</b>	<b>279</b>	<b>123</b>	<b>106</b>	<b>58</b>	<b>394</b>	<b>50</b>	<b>3</b>	<b>76</b>	<b>1369</b>	<b>.219</b>	<b>11</b>	<b>17</b>	<b>0</b>	<b>6</b>	<b>16</b>

PLAYER CAPSULES



**ANNABELLE  
WIDRA**



**UTILITY/RIGHT-HANDED PITCHER**  
**Jr. | 5-7 | L/R**  
**Hoover, Ala. | Michigan**

**SEASON HIGH**

3, vs. Virginia Tech (2/9/24) AB \_\_\_\_\_ 4, vs. Indiana (2/11/23)  
 \_\_\_\_\_ R \_\_\_\_\_ 2, vs. Illinois (2/12/23)  
 1, vs. Virginia Tech (2/9/24) H 2 (3x), last vs. Austin Peay (2/17/23)  
 \_\_\_\_\_ 2B \_\_\_\_\_ 1, vs. Austin Peay (2/17/23)  
 \_\_\_\_\_ 3B \_\_\_\_\_  
 \_\_\_\_\_ HR 1 (3x), last vs. UAB (2/22/23)  
 \_\_\_\_\_ RBI \_\_\_\_\_ 3, vs. Illinois (2/12/23)

**CAREER HIGH**

2024 SEASON HIGHLIGHTS

Got engaged in December

GAME BY GAME BATTING

Date	Opponent	Pos	AB	R	H	RBI	2B	3B	HR	BB	SB	CS	HBP	SAC	SF	GDP	K	PO	A	E	Avg
Feb 09	VIRGINIA TECH	*2b	3	0	1	0	0	0	0	0	0	0	0	0	0	0	2	1	3	1	.333
Totals		1gs	3	0	1	0	0	0	0	0	0	0	0	0	0	0	2	1	3	1	.333

On base pct. .333 • Slugging pct. .333

GAME BY GAME PITCHING

Date	Opponent	GS	IP	H	R	ER	BB	SO	2B	3B	HR	WP	BK	HBP	IBB	Score	W-L	Sv	ERA	NP
Feb 09	BELMONT		2.0	3	0	0	0	5	1	0	0	0	0	0	0	6-1	1-0	0	0.00	42
Feb 10	VIRGINIA TECH		1.1	2	2	2	0	1	1	0	1	0	0	0	0	5-5	1-0	0	4.20	15
Totals		0	3.1	5	2	2	0	6	2	0	1	0	0	0	0	11-6	1-0	0	4.20	-

WIDRA'S OVERALL CAREER STATS

YEAR	AVG	GP-GS	AB	R	H	2B	3B	HR	RBI	TB	SLG%	BB	HBP	SO	GDP	OB%	SF	SHSB-ATT	PO	A	E	FLD%	
2023	.250	26-19	44	5	11	1	0	3	8	21	.477	3	0	11	1	.298	0	1	2-2	8	21	5	.853
2024	.333	1-1	3	0	1	0	0	0	0	1	.333	0	0	2	0	.333	0	0	0-0	1	3	1	.800
<b>TOTAL</b>	<b>.255</b>	<b>27-20</b>	<b>47</b>	<b>5</b>	<b>12</b>	<b>1</b>	<b>0</b>	<b>3</b>	<b>8</b>	<b>22</b>	<b>.468</b>	<b>3</b>	<b>0</b>	<b>13</b>	<b>1</b>	<b>.300</b>	<b>0</b>	<b>1</b>	<b>2-2</b>	<b>9</b>	<b>24</b>	<b>6</b>	<b>.846</b>

YEAR	ERA	W-L	APP	GS	CG	SHO	SV	IP	H	R	ER	BB	SO	2B	3B	HR	BF	BAVG	WP	HBP	BK	SFA	SHA
2023	2.72	9-5	26	11	3	2/4	2	79.2	78	41	31	17	75	13	1	9	342	.247	3	4	0	0	5
2024	4.20	1-0	2	0	0	0/0	0	3.1	5	2	2	0	6	2	0	1	16	.313	0	0	0	0	0
<b>TOTAL</b>	<b>2.78</b>	<b>10-5</b>	<b>28</b>	<b>11</b>	<b>3</b>	<b>2/4</b>	<b>2</b>	<b>83.0</b>	<b>83</b>	<b>43</b>	<b>33</b>	<b>0</b>	<b>81</b>	<b>15</b>	<b>1</b>	<b>10</b>	<b>358</b>	<b>.250</b>	<b>3</b>	<b>4</b>	<b>0</b>	<b>0</b>	<b>5</b>

PLAYER CAPSULES



**ROSE  
ROACH**

99

**INFIELD**  
**Jr. | 5-6 | L/R**  
**Elburn, Illinois | Kaneland**

**SEASON HIGH**

**CAREER HIGH**

2, vs. Virginia Tech (2/10/24) \_\_\_\_\_ AB \_\_\_ 4 (5x), last at Clemson (5/21/23)  
 \_\_\_\_\_ R \_ 2 (3x), last vs. Merrimack (2/25/23)  
 1, vs. Virginia Tech (2/10/24) \_\_\_\_\_ H \_\_\_ 2 (3x), last vs. Ole Miss (5/11/23)  
 \_\_\_\_\_ 2B \_ 1 (6x), last vs. South Carolina (5/12/23)  
 \_\_\_\_\_ 3B \_\_\_\_\_  
 \_\_\_\_\_ HR \_\_\_\_\_  
 \_\_\_\_\_ RBI \_ 2 (4x), last vs. Cal State Fullerton (5/20/23)

2024 SEASON HIGHLIGHTS

GAME BY GAME BATTING

Date	Opponent	Pos	AB	R	H	RBI	2B	3B	HR	BB	SB	CS	HBP	SAC	SF	GDP	K	PO	A	E	Avg
Feb 10	VIRGINIA TECH	*2b	2	0	1	0	0	0	0	0	0	0	0	1	0	0	0	1	1	0	.500
Totals		1gs	2	0	1	0	0	0	0	0	0	0	0	1	0	0	0	1	1	0	.500

On base pct. .500 • Slugging pct. .500

ROACH'S OVERALL CAREER STATS

YEAR	AVG	GP-GS	AB	R	H	2B	3B	HR	RBI	TB	SLG%	BB	HBP	SO	GDP	OB%	SF	SH	SB-ATT	PO	A	E	FLD%
2022	.271	35-11	48	12	13	2	0	0	5	15	.313	1	1	5	0	.300	0	0	2-3	17	22	5	.886
2023	.245	47-13	53	14	13	4	0	0	10	17	.321	4	0	9	0	.293	1	2	9-10	29	24	4	.930
2024	.500	1-1	2	0	1	0	0	0	0	1	.500	0	0	0	0	.500	0	1	0-0	1	1	0	1.000
<b>TOTAL</b>	<b>.262</b>	<b>83-25</b>	<b>103</b>	<b>26</b>	<b>27</b>	<b>6</b>	<b>0</b>	<b>0</b>	<b>15</b>	<b>33</b>	<b>.320</b>	<b>5</b>	<b>1</b>	<b>14</b>	<b>0</b>	<b>.300</b>	<b>1</b>	<b>3</b>	<b>11-13</b>	<b>47</b>	<b>47</b>	<b>9</b>	<b>.913</b>



**1**  
Thalia  
**MARTIN**  
UTL | Fr.



**3**  
Icess  
**TRESVIK**  
UTL | Jr.



**4**  
Emmah  
**ROLFE**  
RHP | So.



**5**  
Mariah  
**PENTA**  
UTL | Fr.



**9**  
Maddie  
**PENTA**  
RHP | Sr.



**10**  
Makayla  
**PACKER**  
UTL | Sr.



**11**  
Aubrie  
**LISENBY**  
C/INF | Jr.



**13**  
Nelia  
**PERALTA**  
INF | Jr.



**15**  
Skylar  
**ELKINS**  
C/UTL | So.



**16**  
KK  
**MCCRARY**  
INF | Sr.



**17**  
Chalea  
**CLEMMONS**  
1B/LHP | Fr.



**18**  
Riley  
**MCNEMAR**  
INF | Jr.



**20**  
Abbey  
**SMITH**  
OF | Jr.




**22**  
Anna  
**WOHLERS**  
C | Jr.




**23**  
Axe  
**MILANOWSKI**  
INF | So.



**24**  
Malayna  
**TAMBORRA**  
RHP | Fr.



**31**  
Millie  
**ROBERTS**  
C/INF | So.



**34**  
Amelia  
**LECH**  
C/UTL | Jr.



**36**  
Kyla  
**STROUD**  
INF | Fr.



**55**  
Shelby  
**LOWE**  
LHP | Sr.



**66**  
Annabelle  
**WIDRA**  
UTL/RHP | Jr.




**99**  
Rose  
**ROACH**  
INF | Jr.



**HC**  
Mickey  
**DEAN**  
Seventh Season



**AC**  
Emily  
**CAROSONE**  
Fourth Season



**AC**  
Eugene  
**LENTI**  
Fifth Season



**AC**  
Hannah  
**SPARKS**  
First Season



**DO**  
LEISA  
**LEE**  
Fifth Season