



# 2023-24 AUBURN MEN'S BASKETBALL

12 NCAA TOURNAMENT APPEARANCES || 2019 FINAL FOUR || 6-TIME SEC CHAMPIONS || AUBURNTIGERS.COM || @AUBURNMBB

## 2023-24 SCHEDULE

OVERALL: 14-2 || SEC: 3-0  
HOME: 9-0 || AWAY: 1-1 || NEUTRAL: 4-1

DATE	OPPONENT (TV)	TIME (CT)
Nov. 7	vs. #20/17 Baylor+ (ESPN)	L, 82-88
Nov. 10	SOUTHEASTERN LOUISIANA (SECN+) W, 86-71	
Nov. 16	vs. Notre Dame* (ESPN2)	W, 83-59
Nov. 17	vs. St. Bonaventure* (ESPN2)	W, 77-60
Nov. 21	ALABAMA A&M (SECN+) W, 84-54	
Nov. 29	VIRGINIA TECH% (ESPN2)	W, 74-57
Dec. 3	at Appalachian State (ESPN2)	L, 64-69
Dec. 9	vs Indiana! (ESPN2)	W, 104-76
Dec. 13	vs. UNC Asheville \$ (SECN+) W, 87-62	
Dec. 17	USC (ESPN)	W, 91-75
Dec. 22	ALABAMA STATE (SECN+) W, 82-62	
Dec. 30	CHATTANOOGA (SECN) W, 101-66	
Jan. 2	PENN (SECN) W, 88-68	
Jan. 6	at Arkansas* (ESPN2)	W, 83-51
Jan. 9	TEXAS A&M* (ESPN2)	W, 66-55
Jan. 13	LSU* (SECN) W, 93-78	
Jan. 17	at Vanderbilt* (SECN)	8 p.m.
Jan. 20	OLE MISS* (SECN)	7:30 p.m.
Jan. 24	at Alabama* (ESPN)	6:30 p.m.
Jan. 27	at Mississippi State* (SECN)	2:30 p.m.
Jan. 31	VANDERBILT* (ESPN2)	8 p.m.
Feb. 3	at Ole Miss* (SECN)	5 p.m.
Feb. 7	ALABAMA* (ESPN2)	6 p.m.
Feb. 10	at Florida* (SECN)	2:30 p.m.
Feb. 14	SOUTH CAROLINA* (SECN)	7:30 p.m.
Feb. 17	KENTUCKY* (ESPN)	5 p.m.
Feb. 24	at Georgia* (SECN)	5 p.m.
Feb. 28	at Tennessee* (ESPN2)	6 p.m.
Mar. 2	MISSISSIPPI STATE* (ESPN2/ESPNU)	3 p.m.
Mar. 5	at Missouri* (SECN)	8 p.m.
Mar. 9	GEORGIA* (SECN)	5:30 p.m.
Mar. 13-17	at SEC Championship (Nashville, Tenn.)	

All Times Listed Central Time Zone

\* Southeastern Conference game

+ Sanford Pentagon (Sioux Falls, S.D.)

^ Legends Classic (Brooklyn, N.Y.)

% ACC/SEC Challenge

! Holiday Hoopsgiving (Atlanta, Ga.)

\$ Rocket City Classic (Huntsville, Ala.)

## MEDIA INFORMATION

TV \_\_\_\_\_ SEC Network  
 Play-By-Play \_\_\_\_\_ Richard Cross  
 Color Analyst \_\_\_\_\_ Pat Bradley  
 Producer \_\_\_\_\_ Doug Stanton

Radio \_\_\_\_\_ Auburn Sports Network  
 Play-By-Play \_\_\_\_\_ Andy Burcham  
 Color Analyst \_\_\_\_\_ Randall Dickey  
 Local \_\_\_\_\_ WGZZ 94.3 FM  
 Satellite \_\_\_\_\_ SiriusXM 119 or 191  
 Online \_\_\_\_\_ AuburnTigers.com || TuneIn App

Auburn SID Primary Contact \_\_\_\_\_ Marlene Navor  
 Cell Phone \_\_\_\_\_ 334-750-2381  
 E-Mail \_\_\_\_\_ mnavor@auburn.edu

# GAME 17

#13/11  
**AUBURN** (14-2, 3-0 SEC) vs. **VANDERBILT** (5-11, 0-3 SEC)

Wednesday, January 17, 2024 || 8 p.m. CT  
Memorial Gymnasium (14,326) || Nashville, Tenn.  
TV: SEC Network || Radio: Auburn Sports Network



**AUBURN**

AP Poll/Coaches Poll \_\_\_\_\_ #13/#11  
 2022-23 Record \_\_\_\_\_ 21-13, 10-8 SEC  
 Head Coach \_\_\_\_\_ Bruce Pearl  
 Career Record (Year) \_\_\_\_\_ 649-258 (29th)  
 Record at Auburn (Year) \_\_\_\_\_ 187-113 (10th)  
 Career Record vs. Vanderbilt \_\_\_\_\_ 13-9

**VANDERBILT**

AP Poll/Coaches Poll \_\_\_\_\_ None  
 2022-23 Record \_\_\_\_\_ 22-15, 11-7 (SEC)  
 Head Coach \_\_\_\_\_ Jerry Stackhouse  
 Career Record (Year) \_\_\_\_\_ 66-80 (5th)  
 Record at Vanderbilt (Year) \_\_\_\_\_ 66-80 (5th)  
 Career Record vs. Auburn \_\_\_\_\_ 1-3

Series History || Vanderbilt Leads 90-56 || Last Meeting: L, 65-67, on Feb. 18, 2023, in Nashville, Tenn.

» No. 13/11-ranked Auburn (14-2, 3-0 SEC) gets ready to brave the elements as it travels to the Music City to take on Vanderbilt (5-11, 0-3 SEC) for a late-night Saturday tilt at Memorial Gymnasium. The Nashville area is currently under a wind chill advisory after receiving several inches of snow over the weekend.

» With several upsets around the country last week, the Tigers moved up three spots to No. 13 in the latest Associated Press Top 25 Poll and climbed five spots to No. 11 in the Coaches Top 25 Poll.

» Auburn and Arizona are the only two teams in NCAA Division I ranked in KenPom's Top 10 in both offensive and defensive efficiency. The Tigers are ninth in offensive efficiency and sixth in defensive efficiency, while the Wildcats are fifth in offensive efficiency and third in defensive efficiency.

» AU and Texas Tech are tied for the longest active winning streak among power conference teams at nine games.


» The Tigers have won every game by at least 11 points and boast a +22.4 scoring margin during their current win streak.

» With its 93-78 win over LSU on Jan. 13, Auburn is on its longest win streak since winning 19-straight games from Nov. 25-Feb. 5 during the 2021-22 season.

» The Tigers are one of 23 teams in the country with 14-or-more wins on the season. They also remain one of two unbeaten in SEC play along with in-state rival Alabama.


» Auburn head coach Bruce Pearl is 13-9 lifetime against Vanderbilt including 5-5 on The Plains. He is 5-7 at Memorial Gymnasium including 2-4 during his Auburn career.

## PROBABLE AUBURN STARTERS



**1**  
**ADEN HOLLOWAY**  
G • 6-1 • 178 • Fr.  
Charlotte, N.C.

PPG 10.1  
RPG 1.5  
APG 3.4



**12**  
**DENVER JONES**  
G • 6-4 • 205 • Jr.  
New Market, Ala.

PPG 7.3  
RPG 2.1  
APG 1.6



**5**  
**CHRIS MOORE**  
F • 6-6 • 220 • Sr.  
West Memphis, Ark.

PPG 2.9  
RPG 1.6  
BPG 0.4



**2**  
**JAYLIN WILLIAMS**  
F • 6-8 • 245 • Gr.  
Nahunta, Ga.

PPG 11.9  
RPG 5.1  
BPG 0.5



**4**  
**JOHNI BROOME**  
F/C • 6-10 • 240 • Jr.  
Plant City, Fla.

PPG 15.4  
RPG 8.4  
BPG 2.0

## OFF THE BENCH

No.	Pos.	Name	Ht.	Wt.	Year	PPG	RPG	Hometown
10	G/F	Chad Baker-Mazara	6-7	180	Jr.	9.8	3.3	Santo Domingo, DR
0	G	K.D. Johnson	6-0	190	Sr.	7.9	2.1	Atlanta, Ga.
3	G	Tre Donaldson	6-3	200	So.	7.7	2.7	Tallahassee, Fla.
44	C	Dylan Cardwell	6-11	255	Sr.	5.4	4.5	Augusta, Ga.
31	F	Chaney Johnson	6-7	220	Jr.	4.0	3.6	Alabaster, Ala.
24	G	Lior Berman	6-4	210	Gr.	1.2	1.1	Birmingham, Ala.
23	F	Addarin Scott	6-9	207	Jr.	0.2	0.6	Dallas, Texas

## UNIVERSITY INFORMATION

Location \_\_\_\_\_ Auburn, Ala.  
 Founded \_\_\_\_\_ 1856  
 Enrollment \_\_\_\_\_ 31,764  
 Nickname \_\_\_\_\_ Tigers  
 Colors \_\_\_\_\_ Burnt Orange and Navy Blue  
 Conference \_\_\_\_\_ Southeastern (SEC)

## ADMINISTRATION

President \_\_\_\_\_ Dr. Christopher B. Roberts  
 Director of Athletics \_\_\_\_\_ John Cohen  
 Athletics Phone \_\_\_\_\_ 855-282-2010

## COACHING STAFF

Head Coach \_\_\_\_\_ Bruce Pearl  
 Alma Mater \_\_\_\_\_ Boston College '82  
 Career Record \_\_\_\_\_ 649-258 (.716)  
 Seasons \_\_\_\_\_ 29  
 Record at Auburn \_\_\_\_\_ 187-113 (.623)  
 Seasons \_\_\_\_\_ 10  
 Associate Head Coach \_\_\_\_\_ Steven Pearl  
 Alma Mater \_\_\_\_\_ Tennessee '10  
 Assistant Coach \_\_\_\_\_ Ira Bowman  
 Alma Mater \_\_\_\_\_ Penn '96  
 Assistant Coach \_\_\_\_\_ Corey Williams  
 Alma Mater \_\_\_\_\_ Oklahoma State '02  
 Assistant Coach \_\_\_\_\_ Chad Prewett  
 Alma Mater \_\_\_\_\_ Troy State '94  
 Assistant Coach/Offensive Coordinator \_\_\_\_\_  
 \_\_\_\_\_ Mike Burgomaster  
 Alma Mater \_\_\_\_\_ Miami '16  
 Athletic Trainer \_\_\_\_\_ Clark Pearson  
 Alma Mater \_\_\_\_\_ Kentucky '96  
 Strength & Conditioning Coach \_\_\_\_\_ Damon Davis  
 Alma Mater \_\_\_\_\_ Western Illinois '03  
 Director of Player Development \_\_\_\_\_ Marquis Daniels  
 Alma Mater \_\_\_\_\_ Auburn '03  
 Director of Scouting & Recruiting \_\_\_\_\_ Ian Borders  
 Alma Mater \_\_\_\_\_ Louisville '07  
 Director of Operations \_\_\_\_\_ Maddux Jeffreys  
 Alma Mater \_\_\_\_\_ Auburn '20

## PROGRAM HISTORY

First Year of Basketball \_\_\_\_\_ 1905-06  
 All-Time Record \_\_\_\_\_ 1456-1247-1 (.538)  
 All-Time SEC Record \_\_\_\_\_ 650-770 (.458)  
 SEC Championships \_\_\_\_\_ 4  
 \_\_\_\_\_ (1960, 1999, 2018, 2022)  
 SEC Tournament Titles \_\_\_\_\_ 2 (1985, 2019)  
 NCAA Tournament Appearances \_\_\_\_\_ 12  
 NCAA Tournament Record \_\_\_\_\_ 19-12  
 All-Americans \_\_\_\_\_ 13  
 All-SEC Selections \_\_\_\_\_ 98

## TEAM INFORMATION

2022-23 Record \_\_\_\_\_ 21-13  
 SEC Record (Finish) \_\_\_\_\_ 10-8 (7th)  
 Associated Press Final Ranking \_\_\_\_\_ N/A  
 USA TODAY/Coaches Final Ranking \_\_\_\_\_ N/A  
 Letterwinners Returning/Lost \_\_\_\_\_ 11/7  
 Starters Returning/Lost \_\_\_\_\_ 2/3  
 Newcomers \_\_\_\_\_ 5

## ATHLETICS COMMUNICATIONS

Director (MBB Contact) \_\_\_\_\_ Marlene Navor  
 Alma Mater \_\_\_\_\_ Washington State '00  
 Cell \_\_\_\_\_ 334-750-2381  
 E-Mail \_\_\_\_\_ mnavor@auburn.edu

## A LOOK AT VANDERBILT

» Vanderbilt is led by Ezra Manjon's 16.3 points and 3.4 assists per game. He currently ranks ninth among SEC scoring leaders. Last season, Manjon scored seven points, including the last-second game-winning layup, and had five assists in Vandy's 67-65 victory over Auburn in Nashville.

» Vanderbilt head coach Jerry Stackhouse is 1-3 coaching vs. Auburn and Bruce Pearl. Three of the last four games have been decided by six points or less.

» The Commodores lead the SEC in fouls per game committing 14.9 fouls per game.

## SERIES HISTORY

» Vanderbilt holds a 90-56 advantage in the all-time series with Auburn. However, the Tigers have won five of the last six in the series. Last season, Vanderbilt won the only matchup between the two teams, 67-65, at Memorial Gymnasium.

» Prior to 2018, Vanderbilt had won 13-straight games in the series, which tied the longest winning streak by either team in series history, matching the Commodores' streak from 1933-40. The Commodores lead 52-19 lifetime in games played at Vanderbilt including 39-15 in Memorial Gymnasium.

» Three of the last four meetings in the series have been decided by six points or less. Prior to that, the previous six games had all been decided by at least 11 points.

## LAST SIX GAMES IN THE SERIES

Feb. 3, 2018	H	W, 93-81
Feb. 16, 2019	A	W, 64-53
Jan. 8, 2020	H	W, 83-79
Feb. 9, 2021	A	W, 73-67
Feb. 16, 2022	H	W, 94-80
Feb. 18, 2023	A	L, 65-67

## CONTINUING ITS WINNING WAYS

» The Tigers currently are tied with College of Charleston, Western Illinois, Western Carolina and Texas Tech with the seventh-longest win streak in the country (9).

» Utah State and Samford have won 15 in a row followed by Grand Canyon (13), Memphis (10), Dayton (10) and McNeese (10).

## LONGEST NCAA DIVISION I OVERALL WIN STREAK

1T. Utah State	15
1T. Samford	15
3. Grand Canyon	13
4T. Memphis	10
4T. Dayton	10
4T. McNeese	10
<b>7T. Auburn</b>	<b>9</b>
7T. College of Charleston	9
7T. Texas Tech	9
7T. Western Carolina	9
7T. Western Illinois	9

## HOLD THE WHISTLE

» Auburn was whistled for a season-low 11 fouls in its win over Penn on Jan. 2. The Tigers' six lowest foul totals of the season have all come in the last eight games (15.4 fouls per game). In their SEC opener, the Tigers were called for 14 fouls at Arkansas.

» The Tigers previously set a season low in fouls committed with 16 against UNC Asheville and later 13 versus Alabama State and Chattanooga.

» AU has been called for 16.9 fouls in its 14 wins compared to 25.0 fouls in its two losses.

### 3-0 SEC START FOR TIGERS

» Auburn has started SEC play 3-0 with all three victories coming by at least 11 points. It marks the fourth time the Tigers have started conference play 3-0 in the last seven seasons. AU started league play 4-0 in 2018, 3-0 in 2020 and 10-0 in 2022.

» In addition, it is the first time since 2018 that the Tigers have opened SEC play with three double-digit wins. Prior to 2018, the last time Auburn started SEC play 3-0 was 2003 when the Tigers won their first four SEC games. They also opened 4-0 in 2000 and started 5-0 in 1999, making it three starts of 4-0 or better over a five-year period.

» The Tigers are one of seven power conference teams (Power 5 and BIG EAST) that remains undefeated in conference play.

#### Power Conference Teams Undefeated in Conference Play

Team	Conference	Conference Record
<b>Auburn</b>	<b>SEC</b>	<b>3-0</b>
Alabama	SEC	3-0
Baylor	Big 12	3-0
North Carolina	ACC	5-0
Oregon	Pac-12	5-0
Texas Tech	Big 12	3-0
Wisconsin	Big Ten	5-0

### MAKING EVERY SHOT COUNT

» After recording a season high for free throws made by going 27-of-31 from the free-throw line against LSU, Auburn is shooting 169-of-209 (80.9 pct.) during its nine-game winning streak.

» The hot streak has seen the Tigers rise to fourth in the SEC with a 75.5 free-throw percentage for the season. Auburn is shooting 267-of-344 (77.6%) in its 14 wins compared to 26-of-44 (59.1%) in its two losses. That's an average of 19.1-of-24.6 in wins compared to 13.0-of-22.0 in losses.

» Auburn has seen an uptick in its shooting from the floor and 3-point range over the last nine games as well including a season-high 56.1 field-goal percentage against Chattanooga. The Tigers have shot 273-of-562 (48.6%) from the floor in those games compared to 189-of-426 (44.4%) in the first seven games. AU is third in the SEC with a 46.8 field-goal percentage for the season.

» Additionally, they have shot 80-of-220 (36.4%) from long range during their current winning streak compared to 48-of-162 (29.6%) in the first seven games. Four of Auburn's five games this season with double-digit 3-point field goals have come over the last nine games including consecutive games against Chattanooga and Penn where the Tigers combined to make 23 3-pointers, compared to just one such game in the first seven contests of the season. Auburn made 12 3-point field goals against Penn including a season-high 10 in the first half.

### PLAYER TO WATCH: CHAD BAKER-MAZARA

» Junior combo guard/forward Chad Baker-Mazara currently ranks second in the SEC shooting 88.7 percent (47-of-53) from the foul line this season. He has scored in double figures in two of Auburn's three SEC games and four of the last five games overall. CBM poured in a game-high 19 points along with a career-best five steals in the team's win over LSU on Jan. 13.

» Baker-Mazara has averaged 13.2 points on 20-of-42 field goals, 9-of-18 3-pointers and 17-of-19 from the foul line in the Tigers' last five contests. He has led Auburn in the scoring column twice in its three SEC games registering 16 points at Arkansas in his conference debut on Jan. 6. The former JUCO product is playing some of his best basketball with eight games in double figures on the season including seven in the last 11 games.



## TOUGHEST HOME COURTS IN THE SEC

» Auburn's Neville Arena has been a rare place where league foes have won along with Kentucky's Rupp Arena, Arkansas' Bud Walton Arena and Tennessee's Thompson-Boling Arena.

» Only 28 SEC teams have come into Neville Arena and left with a win over the last nine-plus seasons since 2014-15. Texas A&M and Ole Miss have been the most successful having won five times each.

SEC vs. Kentucky at Rupp Arena - 11-70 (.136)

SEC vs. Arkansas at Bud Walton Arena - 23-59 (.280)

SEC vs. Tennessee at Thompson-Boling Arena - 25-57 (.305)

SEC vs. Auburn at Neville Arena - 28-54 (.341)

## AUBURN OFF TO A HOT START

» The Tigers are off to an 14-2 start to the season - the fourth time in the last seven seasons Auburn has started 14-2 or better.

» Prior to the 2017-18 season, the last time Auburn started 14-2 or better was the 2002-03 season when the Tigers started 15-2.

SEASON	START
2017-18	16-1
2018-19	9-1
2019-20	15-0
2021-22	22-1
2022-23	11-2
<b>2023-24</b>	<b>14-2</b>

## AUBURN IN KENPOM RANKINGS

» Auburn is No. 4 in the latest KenPom Rankings and one of just two teams in the country ranked in the Top 10 of KenPom's adjusted offensive efficiency and adjusted defensive efficiency along with Arizona.

» The last 21 national champions have all finished in the Top 39 in both offensive and defensive efficiency. Each of them have been in the Top 39 in offensive efficiency and the Top 22 in defensive efficiency. Historically, all but two have finished in the Top 20 in both categories.

Team	Offense	Defense
Arizona	5	3
<b>Auburn</b>	<b>9</b>	<b>6</b>

## DEFENSE, TIGERS, DEFENSE

» Auburn is third in the SEC forcing 14.06 turnovers per game. The Tigers are even better in SEC play having forced an average of 16.0 turnovers in their first three conference games. Auburn forced Texas A&M into 19 turnovers, which is a season high for the Aggies and also the most the Tigers have forced in a game this season.

» The Tigers forced 16 turnovers in their last game against LSU, and scored 24 points off those turnovers, which is their second-most points scored off turnovers this season (30 vs. Virginia Tech). They also forced 13 turnovers in their SEC opener at Arkansas.

» Auburn held Texas A&M to a season-low 22 first-half points. The Aggies' previous low was 23 points in the first half against No. 3-ranked Houston.

» The Tigers' defense also held Texas A&M without a field goal over the final 9:15 of regulation as the Aggies missed their last 10 field-goal attempts.

» AU held Texas A&M to a 29.0 field-goal percentage, which was the lowest the Tigers have held an SEC opponent to from the floor, since holding Tennessee to 27.0 percent shooting in Knoxville last season.

## SELLING OUT NEVILLE ARENA

» Auburn is one of only 14 NCAA Division I teams at or above 100 percent capacity crowds for the season next to St. John's, UConn, Dayton, Duke, FAU, Gonzaga, Kansas, Michigan State, Purdue, Rutgers, St. John's, Villanova and Xavier.

» A ticket to Neville Arena is a hard one to come by as season tickets have been sold out every year under Bruce Pearl.

» The Tigers have sold out the last 48-consecutive games at Neville Arena.

## CLEANING THE GLASS

» Auburn is fifth in the SEC and No. 48 nationally with a +5.9 rebounding margin this season. The Tigers outrebounded Arkansas, 46-32, in the SEC opener. The +14 rebounding margin against the Razorbacks tied the seventh-best mark in an SEC game in Bruce Pearl's 10 seasons on The Plains.

» The Tigers are 9-1 when they have outrebounded their opponent this season. Auburn has only been outrebounded four times this season (-10 vs. Texas A&M, -4 vs. Virginia Tech, -3 vs. USC and -7 vs. LSU).

» Additionally, the Tigers have matched their opponent on the boards twice vs. Baylor and Notre Dame. Auburn ranks 25th nationally with a 33.9 offensive rebounding percentage and 35th with a 54.0 total rebounding percentage, per teamrankings.com.

### Auburn's best rebounding margins in an SEC game under Bruce Pearl

Date	Opponent	AU Reb/Opp Reb	Reb Margin
Feb. 14, 2023	Missouri	48/26	+22
Feb. 8, 2022	Arkansas	60/42	+18
Feb. 4, 2020	Arkansas	44/27	+17
Jan. 16, 2019	Texas A&M	50/33	+17
March 7, 2020	Tennessee	42/26	+16
Feb. 12, 2020	Alabama	60/44	+16
<b>Jan. 6, 2024</b>	<b>Arkansas</b>	<b>46/32</b>	<b>+14</b>
Feb. 1, 2020	Kentucky	42/28	+14
Jan. 27, 2018	LSU	38/24	+14

## TIGERS BREAK THE CENTURY MARK AGAIN

» Auburn's 101-point performance against Chattanooga was the Tigers' second time scoring 100 points in a game this season, after scoring 104 points against Indiana on Dec. 9 in Atlanta.

» It marked the first time Auburn has scored 100 points in two regulation games in the same season since the 2018-19 season when the Tigers scored 101 points against South Alabama and 103 points against Mississippi College. Auburn had two 100-point games during the 2021-22 season including a 109-point effort in a double-overtime game against UConn and a 100-point performance against Alabama.

» The last time AU had at least three 100-point games in a season was the 1999-00 season when the Tigers scored 100 points against Arkansas-Pine Bluff, 109 points vs. Puerto Rico-Mayaguez and 100 points vs. Stony Brook.

» Auburn joins Alabama and Kentucky as the only SEC teams with multiple 100-point games this season.

## TAKING CARE OF THE BALL

» Auburn recorded its eighth game of the season, all in the last 11 games, with single-digit turnovers with just eight turnovers in its win over LSU. It was the Tigers' second SEC game with single-digit turnovers after committing just seven at Arkansas. Over the last 11 games, Auburn has nine games with no more than 10 turnovers and is averaging just 8.7 turnovers per game.

» After tying a program record with just three turnovers against Indiana, Auburn committed seven turnovers against UNC Asheville and eight turnovers versus USC. It marked the first time an Auburn team has had three-straight games with single-digit turnovers since having nine turnovers at Texas A&M and Missouri and against Georgia from Feb. 28, 2015, to March 7, 2015.

» For the season, the Tigers are second in the SEC and No. 31 nationally averaging 10.1 turnovers per game.

## TIGERS PICK UP RARE ROAD WIN

» Auburn's 32-point victory at Arkansas tied for the second-largest margin of victory in an SEC road game in program history next to a 64-32 victory at Sewanee on Jan. 13, 1940, and only two points behind a 92-58 win at Tulane on Jan. 11, 1966. Additionally, the win tied for the seventh-largest overall road win in school history. It was the largest since an 87-52 win at Alabama A&M on Dec. 1, 2009.

» On the flip side, the 32-point loss was Arkansas' largest defeat in the 31-year history of Bud Walton Arena (449 total games, 80th win all-time in the venue's history), topping a 30-point loss to Florida in 2012. It was Auburn's largest win in the 60-game series, surpassing the Tigers' 101-76 victory in Auburn in 1996. The Tigers' previous largest victory at Bud Walton Arena was 73-51 (+22) in 2009.

### LARGEST SEC ROAD WINS IN PROGRAM HISTORY

Date	Opponent	Score	Margin
Jan. 11, 1966	Tulane	92-58	34
<b>Jan. 6 2024</b>	<b>Arkansas</b>	<b>83-51</b>	<b>32</b>
Jan. 13, 1940	Sewanee	64-32	32

### LARGEST ROAD WINS IN PROGRAM HISTORY

Date	Opponent	Score	Margin
Dec. 20, 1999	Puerto Rico-Mayaguez	109-52	57
Dec. 16, 1976	VCU	109-59	50
1919-20	Clemson	60-12	48
Dec. 28, 1996	Florida A&M	95-57	38
Dec. 1, 2009	Alabama A&M	87-52	35
Jan. 11, 1966	Tulane	92-58	34
<b>Jan. 6 2024</b>	<b>Arkansas</b>	<b>83-51</b>	<b>32</b>
Jan. 13, 1940	Sewanee	64-32	32
Nov. 19, 2007	Charleston Southern	89-59	30
Dec. 20, 2002	Puerto Rico-Mayaguez	94-64	30
Dec. 30, 1995	Florida A&M	84-54	30
Nov. 30, 1951	Howard	69-39	30
1919-20	West Point Athletic Club	38-8	30

## DOMINATING THE PAINT

» Auburn scored a season-high 52 points in the paint against Chattanooga on Dec. 30. The Tigers have scored at least 40 points in the paint in seven of its last 12 games including two games of at least 50 paint points, after scoring 50 points in the paint against UNC Asheville, 40 paint points against Alabama A&M and 42 paint points against Virginia Tech, Appalachian State and USC.

» Over that stretch, the Tigers have averaged 39.3 points in the paint per game compared to 35.0 points per game in the first four contests of the season.

» For the season, Auburn is averaging 38.25 points per game in the paint, which is 45.5 percent of the Tigers' total points. They have outscored their opponent in the paint in 15-of-16 games this season and were even with St. Bonaventure in paint points in the other game. Auburn is +188 (11.75 ppg) on points in the paint for the season including +30 (48-18) in its SEC opener at Arkansas.

» Auburn set a season high with 26 fast break points in its last game against LSU, topping the previous high of 23 fast break points against UNC Asheville. The Tigers scored a season-best 51 bench points versus the UNC Asheville Bulldogs. The Tigers' previous season highs were 49 bench points against Alabama A&M and 20 fast-break points against Alabama A&M and Indiana.

### 3-POINT DEFENSE

» Auburn is third in the SEC in three-point field goal percentage defense, allowing opponents to shoot only 29.7 percent from behind the arc this season.

» The Tigers have held opponents to just 82-of-297 (27.6%) shooting from deep in their 14 wins, an average of 5.86 3-pointers per game. Auburn has held six opponents to under 30 percent shooting from 3-point range, including both SEC opponents, who have combined to shoot 10-of-43 (23.3%) from deep.

» AU has held two opponents to its season-low in 3-pointers made to date – 2 by Notre Dame and 3 by St. Bonaventure.

### PRODUCING ON BOTH ENDS OF THE FLOOR

» Auburn, which is fourth in the SEC and No. 20 nationally in scoring offense at 84.1 points per game, and third in scoring defense at 65.7 points per game, is the only team that ranks in the Top 4 in the league in both categories. The Tigers, who have won all 14 of their victories by at least 11 points, are the only team in the country who has 13 wins by at least 15 points.

» Arkansas' 51 points in the SEC opener are the third-fewest points Auburn has held an SEC opponent to under Bruce Pearl, while Texas A&M's 55 points are tied for fifth most. It was the first time Auburn has held consecutive SEC opponents to under 60 points since holding Vanderbilt to 53 points on Feb. 16 and Arkansas to 56 points on Feb. 20 in 2019.

» AU leads the SEC and is No. 6 nationally with a scoring margin of +18.4. The Tigers are also tops in the country with a +14.1 scoring margin in the first half. The Tigers have led by at least 20 points at halftime four times this season.

» The Tigers have the third-highest scoring offense and scoring defense through 16 games in Bruce Pearl's tenure on The Plains.

#### Year-By-Year Scoring Offense Under Pearl

**2014-15:** 65.8  
**2015-16:** 83.8  
**2016-17:** 82.3  
**2017-18:** 87.1  
**2018-19:** 85.9  
**2019-20:** 83.0  
**2020-21:** 76.8  
**2021-22:** 84.2  
**2022-23:** 73.0  
**2023-24:** 84.1

#### Year-By-Year Scoring Defense Under Pearl

**2014-15:** 69.1  
**2015-16:** 77.7  
**2016-17:** 72.7  
**2017-18:** 71.7  
**2018-19:** 62.3  
**2019-20:** 67.7  
**2020-21:** 71.8  
**2021-22:** 65.1  
**2022-23:** 61.0  
**2023-24:** 65.7

### SHARING THE ROCK

» Auburn ranks No. 10 nationally and first in the SEC averaging 18.8 assists per game. The Tigers also are second in the league and No. 4 in the country with a 1.87 assist-to-turnover ratio. They have recorded at least 18 assists in 12 games, including their first five games this season, and have dished out at least 17 assists in all but three games. They are one of two NCAA Division I teams with at least 14 games with 16-or-more assists this season.

» Floor general Aden Holloway is tied for 14th in the SEC dishing out a team-leading 3.5 assists per game. Tre Donaldson is 10th (3.6 apg). AU, Alabama, UK and Ole Miss are the only league teams that have multiple players averaging at least 3.4 apg.

» Auburn recorded a season-high 25 assists, which was its most since dishing out 26 assists versus Nebraska in its 2021 Holiday Hoopsgiving game, against Indiana on Dec. 9 in Atlanta. Eight Tigers had at least one assist against the Hoosiers.

» In the Bruce Pearl Era, his 2019-20 squad dished out 27 assists versus CSUN on Nov. 15, 2019. The school record for most assists in a single game is 33 against Troy in 1991 and versus LSU in 1994.

## FRESHMAN PHENOM

» Freshman Aden Holloway scored 13 points, including three 3-pointers, and dished out three assists to only one turnover and added one rebound and one steal in the team's last outing versus LSU. It was Holloway's first game in double figures over the last six games. Five of his seven games in double figures this season have been against power conference opponents.

He is one of three NCAA Division I freshmen, including one of two from a power conference, averaging 10.0 points, 3.4 assists and shooting at least 35.0 percent from beyond the arc and 79.0 percent from the free-throw line this season.

» Holloway has seven double-figure scoring games and four games with four-plus 3-pointers this season. He is currently No. 10 nationally and is first among all NCAA Division I freshmen (third among all SEC players) with a 3.67 assist-to-turnover ratio. Holloway is also tied for sixth in 3-pointers made per game at 2.25 and tied for 14th in the SEC with 3.4 assists per game.

» In eight games against power conference opponents, Holloway is averaging 12.1 points and 3.1 assists and shooting 23-of-50 (46.0%) from 3-point range. Over his last 12 games, he has totaled 38 assists and just eight turnovers for a 4.75 assist-to-turnover ratio. Holloway has more assists than turnovers in all but two games this season and was even in the other two contests.

» Holloway has started each of Auburn's last 14 games, becoming the 15th different freshman to start a game for Auburn in Bruce Pearl's 10 seasons as the Tigers' head coach. Auburn is 13-1 with Holloway in the starting lineup. Jabari Smith leads all Auburn freshmen under Pearl with 34 starts in 2021-22. The group has combined to start 270 games.

### Freshman Starters Under Bruce Pearl

Player	Season	Starts
Jabari Smith	2021-22	34
Mustapha Heron	2016-17	32
Jared Harper	2016-17	30
Isaac Okoro	2019-20	28
JT Thor	2020-21	27
Danjel Purifoy	2016-17	25
Austin Wiley	2016-17	22
Horace Spencer	2015-16	18
<b>Aden Holloway</b>	<b>2023-24</b>	<b>14</b>
Sharife Cooper	2020-21	12
Bryce Brown	2015-16	11
Justin Powell	2020-21	7
TJ Lang	2014-15	6
Allen Flanigan	2019-20	3
Anfernee McLemore	2016-17	1

### Freshman Starts By Season Under Pearl

Season	Starts
2014-15	6
2015-16	29
2016-17	110
2017-18	0
2018-19	0
2019-20	31
2020-21	46
2021-22	34
2022-23	0
<b>2023-24</b>	<b>14</b>

### Power Conference Freshmen averaging 10.0 ppg, 3.4 apg and shooting 35% from 3PT range and 79% from FT line

Player	School	PPG	APG	3FG%	FT%
Reed Sheppard	Kentucky	12.0	4.1	54.1	83.8
<b>Aden Holloway</b>	<b>Auburn</b>	<b>10.1</b>	<b>3.4</b>	<b>35.3</b>	<b>79.3</b>

### Auburn Top Freshman Debuts

Player	Year	Opponent	Points
Sharife Cooper	2020	Alabama	26
Eddie Johnson	1973	Clemson	26
Jay Heard	1998	SE Louisiana	20

### 2023-24 NCAA Division I Freshmen Collegiate Debuts

Markus Burton, Notre Dame	29 points vs. Niagara
Ja'Kobe Walter, Baylor	28 points vs. Auburn
Tanner Toolson, Utah Valley	25 points vs. Carroll College
Garrett Johnson, George Washington	21 points vs. Stonehill
<b>Aden Holloway, Auburn</b>	<b>19 points vs. #17 Baylor</b>
Elijah Jones, UTEP	19 points vs. McMurry





## WILLIAMS WINNINGEST PLAYER IN PROGRAM HISTORY

» After graduating with a bachelor's degree in kinesiology in May, Jaylin Williams chose to come back for his fifth and final year on The Plains. Last season, he was the team's third-leading scorer (11.2 ppg) and third-leading rebounder (4.7 rpg) in 2022-23.

» With the Tigers' win over Southeastern Louisiana on Nov. 10 at Neville Arena, Williams became the winningest player in program history with 88 career (and now 101) victories to date. He was previously tied with former Tigers Allen Flanigan (2019-23), Anfernee McLemore (2016-20) and Scott Pohlman (1997-2001).

» Entering the season with 107 career games played, he needs to appear in 20 games this season to crack Auburn's career games played list and is now 11 games (123) behind Frankie Sullivan's record of 134 games played from 2009-13.

## ALL-TIME WINNINGEST AUBURN PLAYERS (minimum 90 career games played)

<b>1. Jaylin Williams (2019-Present)</b>	<b>101</b>
2T. Allen Flanigan (2019-23)	87
2T. Anfernee McLemore (2016-20)	87
2T. Scott Pohlman (1997-01)	87
5T. Doc Robinson (1996-00)	85
5T. Daymeon Fishback (1996-00)	85
5T. Mamadou N'Diaye (1996-00)	85
8. Mack McGadney (1998-02)	83
9. Chuck Person (1982-86)	79
10. Marquis Daniels (1999-03)	76

## DOMINATING NON-CONFERENCE FOES

» Auburn owns an 95-25 (.792) winning record in regular-season games against non-conference opponents under Coach Pearl. The Tigers lead the SEC, with a .853 winning percentage (81-14 record) in regular-season non-conference games over the last seven-plus seasons.

Team	2016-17	2017-18	2018-19	2019-20	2020-21	2021-22	2022-23	2023-24	Total
<b>Auburn</b>	<b>6-2</b>	<b>12-1</b>	<b>11-2</b>	<b>13-0</b>	<b>6-3</b>	<b>12-1</b>	<b>10-3</b>	<b>11-2</b>	<b>81-14 (.853)</b>
Arkansas	11-2	11-2	9-4	12-1	12-3	11-2	11-2	9-4	86-20 (.811)
Miss. State	9-3	12-1	12-1	9-4	10-5	9-4	12-1	11-2	84-21 (.800)
Tennessee	8-5	10-2	12-1	8-5	8-2	9-3	11-2	10-3	76-23 (.768)
Kentucky	10-3	11-2	11-2	10-3	1-7	11-2	9-4	10-2	73-25 (.745)
LSU	8-4	9-3	10-3	9-4	8-4	12-1	11-2	8-5	75-26 (.743)
Georgia	9-4	9-3	9-4	10-3	7-1	5-8	10-3	10-3	69-29 (.704)
Ole Miss	9-4	7-6	10-3	9-4	6-4	9-4	8-5	13-0	71-30 (.703)
Texas A&M	8-4	11-2	7-5	6-6	6-2	11-2	8-5	9-4	66-30 (.688)
Florida	10-3	9-4	8-5	8-5	6-3	10-3	7-6	10-3	68-32 (.680)
Alabama	7-5	9-4	9-4	8-5	10-5	10-3	10-3	8-5	71-34 (.676)
Missouri	5-7	10-3	9-3	8-5	8-2	6-7	12-1	8-5	66-33 (.667)
South Carolina	10-3	9-4	5-8	8-5	2-3	9-3	7-6	12-1	62-33 (.653)
Vanderbilt	7-6	6-7	9-4	8-5	6-3	8-4	7-6	4-8	56-43 (.566)

## Year-by-Year Regular-Season Record vs. Non-Conference Opponents Under Bruce Pearl

2014-15	8-5
2015-16	6-6
2016-17	6-2
2017-18	12-1
2018-19	11-2
2019-20	13-0
2020-21	6-3
2021-22	12-1
2022-23	10-3
2023-24	11-2
<b>Totals</b>	<b>95-25 (.792)</b>

## ELITE COMPANY

» Auburn is amongst elite company with five 1,000 point scorers on its roster this season. The NCAA compiles a comprehensive list of teams who have multiple 1,000-point scorers on the roster including those who played at any NCAA institution (Division I, II and III) or at the junior college level.

» St. John's (N.Y.) currently boasts six 1,000 point scorers on its roster, while TCU and Auburn are tied for second most in the country with 5. Conference foe Missouri also has five on its roster, but two players carried over career points from their respective JUCO careers.

» K.D. Johnson (Georgia-Auburn combined) and Jaylin Williams both entered the 1,000 Career Point Club against Alabama State on Dec. 22 and have tabulated 1,053 and 1,074 career points to date. Johni Broome (1,698), Chaney Johnson (1,259) and Denver Jones (1,070) reached that same milestone in their combined Morehead State-Auburn, UAH-Auburn and FIU-Auburn careers respectively.

» Williams became the 39th player in program history to gain entrance into the 1,000-Career Point Club – the first in five years since Bryce Brown (8th, 1,673) and Jared Harper (13th, 1,227) did so during their senior campaigns that ended in the 2019 national semifinals. He needs 117 points to move into the Top 25.

## 2024 SIGNING CLASS

The Tigers signed two top recruits in the early signing period – five-star Tahaad Pettiford and Jahki Howard.

Rated the No. 2 point guard and No. 21 overall player in the Class of 2024 by 247 Sports, Pettiford played AAU basketball for New Heights Lightning on the EYBL circuit, shooting 33.5 percent from the 3-point line and averaging 13.3 points per game. He burst onto the scene over the summer as one of the best scoring guards in the country.

One of the most athletic players in his class, Howard is a four-star recruit rated No. 85 overall and No. 20 at his position by 247 Sports. Known as the best dunker in high school basketball going viral on social media, he is currently averaging 15.9 points, 5.3 rebounds, 1.4 assists, 1.9 steals and 0.5 blocks per game in the preseason for Overtime Elite.

### Tahaad Pettiford, G, 5-10, 175, Jersey City, N.J. (Hudson Catholic Regional High School)

"Tahaad is a very unique player. He is a gifted scorer with an unlimited range. Instant offense. He has tremendous speed, quickness and athletic jumping ability. Tahaad is a very tough cover and uses that athleticism to be a pest defensively. (Assistant Coach) Ira Bowman did a tremendous job of identifying Tahaad very early on in the recruiting process and developed a close, trusting relationship. Tahaad will have a Pied Piper effect on our program. Guys will want to play with him." – Head Coach Bruce Pearl

### Jahki Howard, F, 6-6, 185, Boston, Mass. (Overtime Elite)

"Jahki is one of the most underrated prospects in the 2024 class. We've been watching and recruiting him since his freshman year – seeing so much growth, maturity and commitment to becoming great. His basketball IQ, his athleticism and his motor make him a great fit for our program." – Head Coach Bruce Pearl

## ON BOARD

» Junior transfer Chaney Johnson pulled down 11 rebounds off the bench against Southeastern Louisiana on Nov. 10. He is the ninth player in Bruce Pearl's 10 seasons at Auburn to grab at least 11 boards in a game as a reserve and the first since Jaylin Williams had 11 rebounds versus Texas A&M on Feb. 12, 2022. For the season, Johnson is fourth on the team averaging 3.9 boards per game.

Date	Player	Opponent	Rebounds
Nov. 14, 2018	Horace Spencer	Mississippi College	17
Nov. 29, 2017	Anfernee McLemore	Dayton	13
Dec. 22, 2015	Cinmeon Bowers	New Mexico	12
Feb. 27, 2016	Tyler Harris	Alabama	12
Nov. 26, 2020	Jaylin Williams	Saint Joesph's	11
March 5, 2016	Cinmeon Bowers	Mississippi State	11
Jan. 31, 2017	Anfernee McLemore	Tennessee	11
Feb. 12, 2022	Jaylin Williams	Texas A&M	11
<b>Nov. 10, 2023</b>	<b>Chaney Johnson</b>	<b>Southeastern Louisiana</b>	<b>11</b>

## NOT NEW KIDS ON THE BLOCK

» Senior center Dylan Cardwell tied a career high with a game-high five blocks against LSU on Jan. 13 and Baylor on Nov. 7, the most blocks by an Auburn player this season. Cardwell previously set his career high against South Florida and George Mason in 2022. He is currently tied for fifth in the SEC averaging 1.44 blocks per contest.

» Auburn is the only SEC team with two of the Top 5 shot blockers in the league. The Tigers blocked a season-high 10 shots in the season opener versus Baylor.

» Johni Broome, has blocked 28 shots in the last 11 games (2.5) and is second in the SEC averaging 2.0 blocks per game this season. Auburn has blocked at least five shots in 13-of-16 games this season including the last eight (12-1 in those games).

## ELITE IN THE SEC

» Auburn leads the SEC with a .727 winning percentage and 157 victories over the last six-plus seasons. The Tigers have also won the second-most SEC Championship titles (3) and second-most NCAA Tournament games (7) in that span behind Alabama's four titles and Arkansas' eight NCAA Tournament victories.

Team	2017-18	2018-19	2019-20	2020-21	2021-22	2022-23	2023-24	Total
<b>Auburn</b>	<b>26-8</b>	<b>30-10</b>	<b>25-6</b>	<b>13-14</b>	<b>28-6</b>	<b>21-13</b>	<b>14-2</b>	<b>157-59</b>
Tennessee	26-9	31-6	17-14	18-9	27-8	25-11	12-4	156-61
Kentucky	26-11	30-7	25-6	9-16	28-8	22-12	12-3	152-63
Arkansas	23-12	18-16	20-12	25-7	28-9	22-14	9-7	145-77
Alabama	20-16	18-16	16-15	26-7	19-14	31-6	11-5	141-79
Mississippi State	25-12	23-11	20-11	18-15	18-16	21-13	12-4	137-82
LSU	18-15	28-7	21-10	19-10	22-12	14-19	10-6	132-79
Texas A&M	22-13	14-18	16-14	8-10	27-13	25-10	10-6	122-84
Florida	21-13	20-16	19-12	15-10	20-14	16-17	11-5	122-87
Missouri	20-13	15-17	15-16	16-10	12-21	25-10	8-8	111-95
Ole Miss	12-20	20-13	15-17	16-12	13-19	12-21	15-1	103-103
South Carolina	17-16	16-16	18-13	6-15	19-13	11-21	14-2	101-96
Georgia	18-15	11-21	16-16	14-12	6-26	16-16	12-4	93-110
Vanderbilt	12-20	9-23	11-21	9-16	19-17	22-15	5-11	87-123

## PEARL MOVING UP IN CAREER COACHING WINS AT AUBURN

» Auburn's win over UNC Asheville in Huntsville on Dec. 13 was Bruce Pearl's 900th career game overall and 180th victory at Auburn. After the Tigers beat LSU on Jan. 13, he moved into second on Auburn's all-time career coaching wins list ahead of former head coach Cliff Ellis, who went 186-125 from 1994-95 to 2003-04.

» Pearl is in his 10th season as Auburn's head coach with a 187-113 record on The Plains. In the team's season opener, he surpassed Sonny Smith, who led Auburn to a 173-154 mark in 11 seasons from 1978-89, for third all-time in program history. Joel Eaves leads the way with 213 wins from 1949-63.

COACH	SEASONS	YEARS	RECORD
1. Joel Eaves	14	1949-50 to 1962-63	213-100
<b>2. Bruce Pearl</b>	<b>10</b>	<b>2014-15 to Present</b>	<b>187-113</b>
3. Cliff Ellis	10	1994-95 to 2003-04	186-125
4. Sonny Smith	11	1978-79 to 1988-89	173-154
5. Bill Lynn	10	1963-64 to 1972-73	130-124

## RETURNING PRODUCTION

» Auburn returns 58.1 percent of its minutes, 60.2 percent of its scoring and 61.3 percent of its rebounding from last season. The Tigers return five of their Top 7 scorers – three of the five players, who averaged 20 minutes per game, and three of five players, who recorded at least 100 rebounds last season.

## JOHNSON ENDS LAST SEASON ON HOT STREAK

» Last season, K.D. Johnson shot 16-of-29 (55.2%) from 3-point range over the last nine games shooting 25.3 percent (20-of-79) from long range in the first 24 games. Johnson averaged 10.6 points over the last nine contests of the season.

## AUBURN vs. THE TOP 25

» Auburn is 77-224 against AP Top 25 teams all-time including 18-28 under Bruce Pearl. The Tigers set a program record with six wins against ranked opponents during the 2018-19 season including five straight from the SEC Championship through their run to the Final Four. Additionally, Auburn is 107-32 as a ranked team in the Pearl Era (.770).

## IT JUST MEANS MORE

» Auburn was predicted to finish sixth in the preseason SEC media poll behind preseason favorite Tennessee, Texas A&M, Arkansas, Kentucky and Alabama.

## WELCOME TO AUBURN'S BLOCK PARTY

» Auburn is the only team that has finished in the Top 25 in the country in blocked shots per game in each of the previous seven seasons. No other team has finished in the Top 25 in blocks per game in more than five seasons over that stretch. The Tigers have blocked a nation-best 1,381 shots since the start of the 2016-17 season.

» The Tigers are averaging 5.7 blocks per game this season, which is tied for No. 11 nationally.

### MOST SEASONS IN TOP 25 IN BLOCKS PER GAME OVER THE LAST SEVEN SEASONS

#### 1. Auburn - 7

2T. Connecticut - 5  
 2T. Michigan State - 5  
 2T. Washington - 5  
 5T. Duke - 4  
 5T. Florida State - 4  
 5T. Kentucky - 4  
 5T. Marshall - 4  
 5T. Syracuse - 4  
 5T. USC - 4

### MOST BLOCKS IN DIVISION I SINCE THE START OF 2016-17 SEASON

Team	Blocks
<b>Auburn</b>	<b>1,381</b>
Duke	1,359
Michigan State	1,263
Marshall	1,239
UConn	1,237

Season	BPG	DI Rank
<b>2023-24</b>	<b>5.7</b>	<b>No. 11 (tied)</b>
2022-23	5.1	No. 12
2021-22	8.0	No. 1
2020-21	6.0	No. 1
2019-20	4.9	No. 21
2018-19	4.8	No. 22
2017-18	5.3	No. 14
2016-17	5.1	No. 22

## TIGERS ADD 3-POINT SHOOTERS

» After finishing 12th in the SEC shooting 31.4 percent from 3-point range last season, Auburn added three transfers who can shoot it from long range.

Player	Season	School	3FGM	3FGA	3FG%
Chad Baker-Mazara	2020-21	Duquesne	25	60	.417
	2021-22	San Diego State	22	56	.393
	2022-23	NW Florida State College	67	143	.469
	<b>Totals</b>		<b>114</b>	<b>259</b>	<b>.440</b>
Denver Jones	2020-21	Garden City CC	36	90	.400
	2021-22	FIU	49	142	.345
	2022-23	FIU	58	158	.367
	<b>Totals</b>		<b>143</b>	<b>390</b>	<b>.367</b>
Chaney Johnson	2020-21	UAH	11	28	.393
	2021-22	UAH	32	69	.464
	2022-23	UAH	24	83	.289
	<b>Totals</b>		<b>67</b>	<b>180</b>	<b>.372</b>
<b>Combined Totals</b>			<b>324</b>	<b>829</b>	<b>.391</b>

**MR. DOUBLE-DOUBLE**

» Junior big man Johni Broome recorded his sixth double-double of the season with 24 points and 12 rebounds against Penn, which is second in the SEC and one off Florida's Tyrese Samuel's conference lead. Broome also made a career-high three 3-pointers on four attempts against the Quakers.

» Broome has recorded 52 career double-doubles (16 of those at Auburn). His 30-point, 13-rebound outing versus Virginia Tech on Nov. 29, was the first 30-point/10-rebound game by an Auburn player since Mustapha Heron had 31 points and 10 rebounds vs. Winthrop on Nov. 24, 2017. He was one of 20 NCAA Division I players to record a double-double in each of his team's first two games this season.

» Broome has scored in double figures in seven-straight games, averaging 15.9 points on 55.4 percent shooting, 8.3 rebounds and 2.9 blocks per game over that period. All 24 points he scored in Auburn's first two SEC games this season came in the second half. Broome is 16-of-20 from the foul line over the last four games.

**JOHNI BROOME'S CAREER DOUBLE-DOUBLES BY SEASON****2020-21:** 13\***2021-22:** 23\***2022-23:** 10**2023-24:** 6

\*at Morehead State

**ACTIVE NCAA DIVISION I CAREER DOUBLE-DOUBLE LEADERS**

Player	School	Double-Doubles	Games Played
Armando Bacot	North Carolina	76	148
Norchad Omier	Miami (Fla.)	58	105
Enrique Freeman	Akron	56	113
Fardaws Aimaq	California	54	111
<b>Johni Broome</b>	<b>Auburn</b>	<b>52</b>	<b>113</b>

**30-point games in the SEC this season**

Date	Player	School	Points	Opponent
11/29	Dalton Knecht	Tennessee	37	North Carolina
1/13	Dalton Knecht	Tennessee	36	Georgia
12/9	Mark Sears	Alabama	35	Purdue
11/24	Wade Taylor IV	Texas A&M	35	Florida Atlantic
11/24	Tramon Mark	Arkansas	34	North Carolina
12/16	Wade Taylor IV	Texas A&M	34	Houston
12/16	Jordan Wright	LSU	33	Texas
12/30	Keyon Menifield	Arkansas	32	UNCW
1/13	Wade Taylor IV	Texas A&M	31	Kentucky
1/9	Mark Sears	Alabama	31	South Carolina
12/21	Antonio Reeves	Kentucky	30	Louisville
<b>11/29</b>	<b>Johni Broome</b>	<b>Auburn</b>	<b>30</b>	<b>Virginia Tech</b>

**30-point/10-rebound/3-block games in NCAA Division I this season**

Date	Player	School	Points/Rebounds/Blocks	Opponent
1/11	Saint Thomas	Northern Colorado	37/14/3	Montana
11/10	Isaiah Cozart	Eastern Kentucky	33/14/4	Wilberforce
11/6	Quinten Post	Boston College	31/11/4	Fairfield
11/14	Great Osobor	Utah State	31/10/3	Southern Utah
<b>11/29</b>	<b>Johni Broome</b>	<b>Auburn</b>	<b>30/13/3</b>	<b>Virginia Tech</b>
12/1	Zach Edey	Purdue	35/14/3	Northwestern
12/9	Tymu Chenery	Binghamton	31/12/4	Le Moyne
12/19	Jalyn McCreary	Mercer	30/12/3	Queens (N.C.)
1/13	Zach Edey	Purdue	30/20/3	Penn State

**PEARL AMONG THE BEST OF THE BEST**

» Bruce Pearl ranks No. 13 among active NCAA Division I coaches in career wins (649), third among active SEC men's basketball coaches. He also ranks No. 19 among active NCAA All-Division coaches in career wins (649) and No. 8 all-time among winningest SEC coaches with 332 career wins (UT and AU combined).

**MOST OVERALL COLLEGIATE HEAD COACHING WINS AMONG ACTIVE SEC COACHES**

Coach	School	Wins
John Calipari	Kentucky	802
Rick Barnes	Tennessee	791
<b>Bruce Pearl</b>	<b>Auburn</b>	<b>649</b>
Buzz Williams	Texas A&M	337
Mike White	Florida	271

# PLAYER NOTES

0

## K.D. JOHNSON

	GP-GS	PPG	RPG	FG%	FT%
2023-24	16-0	7.9	2.1	.402	.724
Career	99-31	10.6	2.4	.393	.699

## Sr. | G | 6-0 | 190 | Atlanta, Ga. | Georgia

• Averaging 7.9 ppg off the bench. • Scored a season-high tying 14 points in 21 minutes of action vs. Texas A&M. • Has scored in double figures in 4 of the last 6 games. • Known for his "Many Faces of K.D." and his energy on the court.

Career Highs	
Pts	27
Reb	8
Ast	7
Stl	5 (2x)
Min	37

1

## ADEN HOLLOWAY

	GP-GS	PPG	RPG	FG%	FT%
2023-24	16-14	10.1	1.5	.338	.793
Career	16-14	10.1	1.5	.338	.793

## Fr. | G | 6-1 | 178 | Charlotte, N.C. | Prolific Prep

• Team's floor general with a 3.67 assist-to-turnover ratio (55-15).  
• First SEC game in double figures w/ 13 points (3 treys) and 3 assists vs. LSU.  
• Auburn's sixth-ever McDonald's High School All-American.

Career Highs	
Pts	24
Reb	5
Ast	6 (3x)
Stl	3
Min	26 (2x)

2

## JAYLIN WILLIAMS

	GP-GS	PPG	RPG	FG%	FT%
2023-24	16-3	7.7	5.1	.607	.786
Career	123-76	8.7	3.9	.505	.750

## Gr. | F | 6-8 | 245 | Nahunta, Ga. | Brantley County HS

• Registered a game-high 22 points on 8-of-10 shooting from the field vs. Texas A&M. • One of five 1,000-career point scorers on this year's squad (1,074). • Winningest player in program history (101 career wins & counting).

Career Highs	
Pts	24 (2x)
Reb	11 (2x)
Ast	8
Stl	4
Min	37

3

## TRE DONALDSON

	GP-GS	PPG	RPG	FG%	FT%
2023-24	16-3	7.7	2.7	.511	.900
Career	48-3	4.2	1.9	.454	.725

## So. | G | 6-3 | 210 | Tallahassee, Fla. | Florida St. Univ. School

• Registered 10 points, 3 assists, 2 steals and 3 rebounds vs. LSU.  
• Currently boasts a 2.52 assist-to-turnover ratio (58-to-23) as the team's back-up floor general averaging 3.6 apg. • Major jump from Year 1 to Year 2.

Career Highs	
Pts	15
Reb	7 (2x)
Ast	7
Stl	4
Min	29

4

## JOHNI BROOME

	GP-GS	PPG	RPG	FG%	FT%
2023-24	16-15	15.4	8.4	.550	.609
Career	113-109	15.0	9.2	.550	.606

## Jr. | F/C | 6-10 | 240 | Plant City, Fla. | Morehead State

• Preseason All-SEC First Team selection and John R. Wooden and Naismith POTY Award candidate. • Currently on a seven-game double-digit scoring streak with 18 points, seven rebounds and three steals in the win over LSU.

Career Highs	
Pts	32
Reb	18 (2x)
Ast	5 (3x)
Stl	4
Min	37

5

## CHRIS MOORE

	GP-GS	PPG	RPG	FG%	FT%
2023-24	16-16	2.9	1.6	.429	.789
Career	97-32	2.8	1.8	.487	.693

## Sr. | F | 6-6 | 220 | West Memphis, Ark. | West Memphis HS

• One of two players to play and start in all 16 games of season next to Jaylin Williams. • Had surgery this summer on his right shoulder.  
• Major vocal presence on the team in the locker room and on the floor.

Career Highs	
Pts	16
Reb	7
Ast	5
Stl	3 (2x)
Min	25 (2x)

10

## CHAD BAKER-MAZARA

	GP-GS	PPG	RPG	FG%	FT%
2023-24	16-0	9.8	3.3	.442	.887
Career	62-13	8.0	2.5	.432	.873

## Jr. | G/F | 6-7 | 180 | Santo Domingo, DR | NW Florida State College

• Poured in a game-high 19 points along with career-high 5 steals vs. LSU.  
• One of the Top 100 JUCO transfers in the country (No. 13).  
• Fourth on the team in scoring (9.8 ppg) and rebounding (3.3 rpg).

Career Highs	
Pts	23
Reb	7
Ast	6
Stl	3 (5x)
Min	34

12

## DENVER JONES

	GP-GS	PPG	RPG	FG%	FT%
2023-24	16-15	7.3	2.1	.378	.914
Career	75-50	14.3	3.4	.432	.873

## Jr. | G | 6-4 | 205 | New Market, Ala. | FIU

• Ranked No. 25 nationally last season averaging 20.1 points per game at FIU.  
• 2023 All-Conference USA First Team performer.  
• Rated No. 26 transfer in the country by 247Sports.

Career Highs	
Pts	30
Reb	13
Ast	6 (3x)
Stl	4 (6x)
Min	47

20

## CARTER SOBERA

	GP-GS	PPG	RPG	FG%	FT%
2023-24	8-0	0.0	0.1	.000	.000
Career	15-0	0.2	0.3	.500	.333

## Sr. | G | 6-5 | 210 | Birmingham, Ala. | Mountain Brook HS

• Awarded scholarship spot after the team's win over LSU on Jan. 13.  
• Two-Time SEC Academic Honor Roll and NABC Honors Court student.  
• Former walk-on who played HS basketball with teammate Lior Berman.

Career Highs	
Pts	3
Reb	2
Ast	1
Stl	1
Min	2 (3x)

23

## ADDARIN SCOTT

	GP-GS	PPG	RPG	FG%	FT%
2023-24	9-0	0.2	0.6	.000	1.000
Career	9-0	0.2	0.6	.000	1.000

## Jr. | F | 6-9 | 207 | Dallas, Texas | Navarro College

• Goes by the nickname, AD. • One of the Top 100 JUCO transfers in the country (No. 54). • Has played in nine games this season as a reserve.  
• Brought down a career-high tying two rebounds vs. Chattanooga.

Career Highs	
Pts	2
Reb	2 (2x)
Ast	1
Stl	1
Min	2 (2x)

24

## LIOR BERMAN

	GP-GS	PPG	RPG	FG%	FT%
2023-24	15-0	1.2	1.1	.353	.500
Career	73-0	1.7	0.8	.387	.533

## Gr. | G | 6-4 | 210 | Birmingham, Ala. | Mountain Brook HS

• Played the last four years and worked his way up from walk-on to consistently being in the rotation. • First year on scholarship.  
• Graduated summa cum laude w/ a bachelor's degree in industrial design.

Career Highs	
Pts	8 (4x)
Reb	4 (2x)
Ast	1 (12x)
Stl	1 (13x)
Min	19

31

## CHANEY JOHNSON

	GP-GS	PPG	RPG	FG%	FT%
2023-24	16-0	4.0	3.6	.433	.615
Career	103-66	12.2	5.0	.533	.737

## Jr. | F | 6-7 | 220 | Alabaster, Ala. | Alabama-Huntsville

• One of three scholarship players on the roster from the state of Alabama.  
• One of the top NCAA Division II players in the country having been named Gulf South Conference POTY in 2022-23. • 7 pts in 15 min. of play vs. LSU.

Career Highs	
Pts	35
Reb	12 (2x)
Ast	6
Stl	4
Min	38

44

## DYLAN CARDWELL

	GP-GS	PPG	RPG	FG%	FT%
2023-24	16-1	5.4	4.5	.714	.615
Career	109-2	3.8	3.6	.715	.500

## Sr. | C | 6-11 | 255 | Augusta, Ga. | McEachern HS

• Graduated magna cum laude from AU's Harbert College of Business.  
• Registered 5 points, 6 rebounds, 3 assists and a career-high tying 5 blocked shots vs. LSU on Jan. 13. • Interned this summer with Athletes for Israel and was the team host for Kansas State and Arizona on both teams' foreign tour to Israel and UAE. • With teammate Johni Broome, one of the most formidable front-court duos in the SEC and in the country – a complete unit.

Career Highs	
Pts	11
Reb	10
Ast	4
Stl	4
Min	29

# TV/RADIO ROSTER CHART



**K.D. JOHNSON**  
G • 6-0 • 190 • Sr.  
Atlanta, Ga.



**ADEN HOLLOWAY**  
G • 6-1 • 178 • Fr.  
Charlotte, N.C.



**JAYLIN WILLIAMS**  
F • 6-8 • 245 • Gr.  
Nahunta, Ga.



**TRE DONALDSON**  
G • 6-3 • 200 • So.  
Tallahassee, Fla.



**JOHNI BROOME**  
F/C • 6-10 • 240 • Jr.  
Plant City, Fla.




**CHRIS MOORE**  
F • 6-6 • 220 • Sr.  
West Memphis, Ark.



**CHAD BAKER-MAZARA**  
G/F • 6-7 • 180 • Jr.  
Santo Domingo, D.R.



**DENVER JONES**  
G • 6-4 • 205 • Jr.  
New Market, Ala.




**CJ WILLIAMS**  
G • 6-2 • 175 • So.  
Fayetteville, Ark.



**PRESLEY PATTERSON**  
G • 5-11 • 180 • So.  
Knoxville, Tenn.



**CARTER SOBERA**  
G • 6-5 • 210 • Sr.  
Birmingham, Ala.



**BLAKE MUSCHALEK**  
G • 6-3 • 178 • Fr.  
Dallas, Texas



**REED TRAPP**  
G • 6-6 • 188 • So.  
Muscle Shoals, Ala.



**ADDARIN SCOTT**  
F • 6-9 • 207 • Jr.  
Dallas, Texas



**LIOR BERMAN**  
G • 6-4 • 210 • Gr.  
Birmingham, Ala.



**CHANAY JOHNSON**  
F • 6-7 • 220 • Jr.  
Alabaster, Ala.



**LUCAS CLANTON**  
G • 6-1 • 175 • Fr.  
Shelbyville, Tenn.



**HASTON ALEXANDER**  
C • 6-10 • 255 • So.  
Tuscumbia, Ala.



**DYLAN CARDWELL**  
C • 6-11 • 255 • Sr.  
Augusta, Ga.



**JALEN HARPER**  
G • 6-2 • 165 • Gr.  
Mableton, Ga.

No.	Name	Pos.	Ht.	Wt.	Cl.	Hometown (Last School)
0	K.D. Johnson	G	6-0	190	Sr.	Atlanta, Ga. (Georgia)
1	Aden Holloway	G	6-1	178	Fr.	Charlotte, N.C. (Prolific Prep)
2	Jaylin Williams	F	6-8	245	Gr.	Nahunta, Ga. (Brantley County HS)
3	Tre Donaldson	G	6-3	200	So.	Tallahassee, Fla. (Florida State Univ. School)
4	Johni Broome	F	6-10	240	Jr.	Plant City, Fla. (Morehead State)
5	Chris Moore	F	6-6	220	Sr.	West Memphis, Ark. (West Memphis HS)
10	Chad Baker-Mazara	G/F	6-7	180	Jr.	Santo Domingo, Dominican Republic (NW Florida State)
12	Denver Jones	G	6-4	205	Jr.	New Market, Ala. (FIU)
13	CJ Williams	G	6-2	175	So.	Fayetteville, Ark. (Fayetteville HS)
14	Presley Patterson	G	5-11	180	So.	Knoxville, Tenn. (Knoxville Catholic HS)
20	Carter Sobera	G	6-5	210	Sr.	Birmingham, Ala. (Mountain Brook HS)
21	Blake Muschalek	G	6-3	178	Fr.	Dallas, Texas (Trinity Christian Academy)
22	Reed Trapp	G	6-6	188	So.	Muscle Shoals, Ala. (Birmingham-Southern College)
23	Addarin Scott	F	6-9	207	Jr.	Dallas, Texas (Navarro College)
24	Lior Berman	G	6-4	210	Gr.	Birmingham, Ala. (Mountain Brook HS)
31	Chaney Johnson	F	6-7	220	Jr.	Alabaster, Ala. (UAH)
33	Lucas Clanton	G	6-1	175	Fr.	Shelbyville, Tenn. (Cascade HS)
42	Haston Alexander	C	6-10	255	So.	Tuscumbia, Ala. (Covenant Christian School)
44	Dylan Cardwell	C	6-11	255	Sr.	Augusta, Ga. (McEachern HS)
55	Jalen Harper	G	6-2	165	Gr.	Mableton, Ga. (Shelton State CC)

**Head Coach:** Bruce Pearl (Boston College '82) – 10th Season

**Associate Head Coach:** Steven Pearl (Tennessee '10) – 10th Season

**Assistant Coach:** Ira Bowman (Penn '96) – Sixth Season

**Assistant Coach:** Corey Williams (Oklahoma State '02) – First Season

**Assistant Coach:** Chad Prewett (Troy State '94) – 10th Season

**Assistant Coach/Offensive Coordinator:** Mike Burgomaster (Miami '16) – Eighth Season

**Director of Player Development:** Marquis Daniels (Auburn '03) – Sixth Season

**Director of Scouting and Recruiting:** Ian Borders (Louisville '07) – Sixth Season

**Director of Sports Performance:** Damon Davis (Western Illinois '03) – 15th Season

**Senior Athletic Trainer:** Clark Pearson (Kentucky '96) – 15th Season

**Executive Assistant to the Head Coach:** Bridget Graba – 13th Season

**Director of Operations:** Maddux Jeffreys (Auburn '20) – Second Season

**Director of Creative Content:** Steven Leonard (Indiana '17) – Second Season

**Chaplain:** Jeremy Napier (West Virginia State '07) – Second Season

**Graduate Assistant:** Geoff Gray (Emerson College '19) – Second Season

**Graduate Assistant:** Bryant Smith – Second Season

## PRONUNCIATION GUIDE


HASTON Alexander	HAY-stun
Chad Baker-MAZARA	MUH-ZARR-UH (like car)
LIOR Berman	LEE-oar
JOHNI Broome	JUH-nye (like dye)
ADEN Holloway	AY-den
Blake MUSCHALEK	MOO-SHUH-lek
ADDARIN Scott	UH-Dare-IN
JAYLIN Williams	JAY-lyn

## WEEKLY SCHEDULE

SUNDAY January 14	MONDAY January 15	TUESDAY January 16	WEDNESDAY January 17	THURSDAY January 18	FRIDAY January 19	SATURDAY January 20
OFF	BP Weekly Press Conference at 11:30 a.m. Practice at 12:30 p.m. (PG)	Practice at 1 p.m. (practice gym) Team Travel to Nashville	Game Day at Vanderbilt 8 p.m. CT (Memorial Gymnasium)	Practice at 3:45 p.m. (main floor)	BP Weekly Press Conference at 2:15 p.m. Practice at 3:15 p.m. (PG)	Game Day vs. #22/21 Ole Miss 7:30 p.m. CT (Neville Arena)



# HEAD COACH BRUCE PEARL



Auburn Head Coach Bruce Pearl is in his 10th season on The Plains.

He has guided the Tigers to 187 wins in 10 seasons, the program's first-ever No. 1 ranking in both national polls and a memorable run to the NCAA Final Four in 2019.

The three-time SEC Coach of the Year's accomplishments also include two Southeastern Conference regular-

season championships, one SEC Tournament championship and four NCAA Tournament berths with the Tigers.

Pearl currently ranks No. 13 among active NCAA Division I coaches in career wins (649) and No. 8 all-time among winningest SEC coaches with 332 career victories at Auburn and Tennessee combined.

During the 2022-23 season, the Tigers continued to make history finishing the season with a 21-13 overall record – the 11th-most wins in program history. Auburn has now turned in 20-win seasons in five of the last six years and is the second-winningest program in the SEC in that span.

Auburn was ranked a program-best 32-consecutive weeks in The Associated Press Top 25 Poll and as high as No. 11 in the country during the season. It was one of 10 schools to be ranked in the AP Top 25 throughout the 2022 calendar year.

For the third-consecutive school year, the Tigers achieved a team GPA of 3.0 or higher and received the NABC Academic Excellence Award under Pearl.

Six Tigers have been drafted into the NBA and developed by Pearl and his coaching staff including All-Americans Jabari Smith (No. 3 overall in 2022) and Walker Kessler selected (No. 22 overall in 2022). Both are currently playing in the league along with Chuma Okeke (No. 16 overall in 2019), Isaac Okoro (No. 5 overall in 2020), JT Thor (No. 37 overall in 2021) and Sharife Cooper (No. 48 overall in 2021).

Pearl's teams have been just as successful off the court as Auburn has had 39 graduates since 2014 – the most in the SEC.

In 29 seasons as a head coach, he has guided his teams to the NCAA Tournament 21 times and a 649-258 (.716) winning record.

Pearl is the only head coach (football or men's basketball) in SEC history to lead two programs to a No. 1 national ranking (Auburn in 2022 and UT in 2008). Additionally, he is just one of three head coaches to take four programs (three at the Division I level) to the Sweet 16, joining Lon Kruger and Eddie Sutton.

Through the Bruce Pearl Family Foundation, he and his wife, Brandy, remain committed to giving back to those in Alabama, providing support to children and families facing challenging and life-altering illnesses through Children's Harbor.

In 2015-16, Pearl started AURLIVE at Auburn to benefit patients in the state of Alabama in the fight against cancer. AURLIVE also raises the awareness of cancer prevention and detection.

A native of Boston, Mass., Pearl graduated cum laude from Boston College in 1982 with a bachelor's degree in business administration. He is the proud father of four children, Jacqui, Steven, Leah and Michael, and enjoys spending time with his grandchildren.

## CAREER HONORS

- Three-Time SEC Coach of the Year (2006, 2008 and 2022)
- Three-Time Horizon League Coach of the Year (2002, 2003 and 2005)
- Two-Time GLVC Coach of the Year (1993 and 1994)
- 2019 NCAA Final Four appearance
- 2009 Maccabi Games Gold Medalist (Team USA)
- 2008 Adolph Rupp Cup Award recipient
- 2006 Sporting News Coach of the Year
- 1995 NABC Division II Coach of the Year
- 1995 NCAA Division II National Championship

## HEAD COACHING RECORD

Year	School	Record	Postseason
1992-93	Southern Indiana	22-7	NCAA Region 3rd Place
1993-94	Southern Indiana	28-4	NCAA Runner-Up
1994-95	Southern Indiana	29-4	NCAA Champions
1995-96	Southern Indiana	25-4	NCAA Sweet 16
1996-97	Southern Indiana	23-5	NCAA First Round
1997-98	Southern Indiana	27-6	NCAA Sweet 16
1998-99	Southern Indiana	26-6	NCAA Sweet 16
1999-00	Southern Indiana	25-6	NCAA Sweet 16
2000-01	Southern Indiana	26-4	NCAA First Round
	<b>Total</b>	<b>231-46</b>	
2001-02	Milwaukee	16-13	-
2002-03	Milwaukee	24-8	NCAA First Round
2003-04	Milwaukee	20-11	NIT First Round
2004-05	Milwaukee	26-6	NCAA Sweet 16
	<b>Total</b>	<b>86-38</b>	
2005-06	Tennessee	22-8	NCAA Second Round
2006-07	Tennessee	24-11	NCAA Sweet 16
2007-08	Tennessee	31-5	NCAA Sweet 16
2008-09	Tennessee	21-13	NCAA First Round
2009-10	Tennessee	28-9	NCAA Elite Eight
2010-11	Tennessee	19-15	-
	<b>Total</b>	<b>145-61</b>	
2014-15	Auburn	15-20	-
2015-16	Auburn	11-20	-
2016-17	Auburn	6-14 #	-
2017-18	Auburn	26-8	NCAA Second Round
2018-19	Auburn	30-10	NCAA Final Four
2019-20	Auburn	25-6	(Canceled)
2020-21	Auburn	13-14	
2021-22	Auburn	26-6 %	NCAA Second Round
2022-23	Auburn	21-13	NCAA Second Round
2023-24	Auburn	14-2	
	<b>Total</b>	<b>187-113</b>	
	<b>Career</b>	<b>649-258 (.716)</b>	

# Denotes vacated games by the NCAA during the 2016-17 season

% Two wins credited to assistant coaches/then-acting head coaches Wes Flanigan and Steven Pearl during the 2021-22 season

# TOP PERFORMANCES UNDER PEARL AT AUBURN

## MOST POINTS TEAM

- 119, vs. Northwestern State (Nov. 27, 2015)  
119, vs. Winthrop (Nov. 24, 2017)
- 117, vs. Coastal Carolina (Dec. 15, 2016)
- 116, vs. CSUN (Nov. 15, 2019)
- 109, vs. UConn (Nov. 24, 2021)
- 109, at South Carolina (Jan. 23, 2021)

## MOST POINTS INDIVIDUAL

- 34, Bryce Brown vs. Dayton (Dec. 8, 2018)
- 33, Samir Doughty vs. CSUN (Nov. 15, 2019)
- 32, Samir Doughty at Tennessee (Mar. 7, 2020)
- 31, Jabari Smith vs. Vanderbilt (Feb. 16, 2022)
- 31, Bryce Brown vs. Norfolk State (Nov. 10, 2017)
- 31, Mustapha Heron vs. Winthrop (Nov. 24, 2017)
- 31, Jared Harper at UAB (Dec. 15, 2018)
- 30, Johni Broome vs. Virginia Tech (Nov. 29, 2023)**

## MOST REBOUNDS TEAM

- 66, vs. Mississippi College (Nov. 14, 2018)
- 60, at Arkansas [OT] (Feb. 8, 2022)
- 60, vs. Alabama (Feb. 12, 2020)
- 56, vs. Saint Joseph's (Nov. 26, 2020)
- 53, vs. Winthrop (Nov. 15, 2022)

## MOST REBOUNDS INDIVIDUAL

- 19, Walker Kessler at Arkansas [OT] (Feb. 8, 2022)
- 19, Cinmeon Bowers at Middle Tennessee (Dec. 12, 2015)
- 18, Johni Broome vs. Georgia (Feb. 1, 2023)
- 18, Cinmeon Bowers vs. Alabama (Jan. 19, 2016)
- 18, Cinmeon Bowers vs. Ole Miss (Feb. 20, 2016)
- 17, Cinmeon Bowers vs. Milwaukee (Nov. 14, 2014)
- 17, Cinmeon Bowers vs. Winthrop (Dec. 17, 2014)
- 17, Cinmeon Bowers vs. Mississippi State (Jan. 21, 2015)
- 17, Horace Spencer vs. Mississippi College (Nov. 14, 2018)
- 17, Austin Wiley vs. Alabama (Feb. 12, 2020)

## MOST 3-POINTERS TEAM

- 22, vs. South Alabama (Dec. 4, 2020)
- 21, vs. Coastal Carolina (Dec. 15, 2016)
- 18, vs. South Alabama (Nov. 6, 2018)
- 18, vs. LSU (Feb. 8, 2020)
- 17, vs. Northwestern State (Nov. 27, 2015)
- 17, vs. Vanderbilt (Feb. 3, 2018)
- 17, vs. Arkansas (Feb. 20, 2019)
- 17, vs. North Carolina (Mar. 29, 2019)
- 17, vs. CSUN (Nov. 15, 2019)

## MOST 3-POINTERS INDIVIDUAL

- 9, Bryce Brown at Arkansas (Feb. 17, 2016)
- 8, Kareem Canty at Middle Tennessee (Dec. 12, 2015)
- 8, Bryce Brown vs. South Carolina (Mar. 3, 2018)
- 8, Samir Doughty at Tennessee (Mar. 7, 2020)
- 7, Jabari Smith vs. Vanderbilt (Feb. 16, 2022)
- 7, KT Harrell vs. Coastal Carolina (Dec. 5, 2014)
- 7, Bryce Brown at Ole Miss (Jan. 9, 2019)
- 7, Bryce Brown vs. Kansas (Mar. 23, 2019)
- 7, Justin Powell vs. South Alabama (Dec. 4, 2020)

## MOST FT MADE TEAM

- 36, vs. Missouri (Jan. 26, 2021)
- 33, vs. UConn (Nov. 24, 2021)
- 33, vs. Kentucky (Feb. 1, 2020)
- 31, vs. Arkansas (Feb. 10, 2015)
- 31, at Arkansas - Feb. 27, 2018)

## MOST FT MADE INDIVIDUAL

- 18, Sharife Cooper vs. Missouri (Jan. 26, 2021)
- 15, KT Harrell vs. Georgia (Mar. 3, 2015)
- 15, Jared Harper at UAB (Dec. 15, 2018)
- 14, Jared Harper vs. Ole Miss (Jan. 7, 2017)
- 14, Samir Doughty vs. Kentucky (Feb. 1, 2020)
- 12, Jabari Smith vs. UConn (Nov. 24, 2001)
- 12, Desean Murray vs. Ole Miss (Jan. 9, 2018)
- 12, Jared Harper vs. South Carolina (Mar. 15, 2019)

## MOST FT ATTEMPTED TEAM

- 46, at Missouri (Feb. 15, 2020)
- 44, vs. Kentucky (Feb. 1, 2020)
- 44, vs. Missouri (Jan. 26, 2021)
- 43, vs. Saint Joseph's (Nov. 26, 2020)
- 42, vs. Eastern Kentucky (Nov. 17, 2016)
- 42, vs. Alabama (Jan. 21, 2017)

## MOST FT ATTEMPTED INDIVIDUAL

- 21, Sharife Cooper vs. Missouri (Jan. 26, 2021)
- 18, Cinmeon Bowers vs. Missouri (Jan. 10, 2015)
- 18, KT Harrell vs. LSU (Mar. 13, 2015)
- 18, Austin Wiley vs. Alabama (Jan. 21, 2017)
- 17, Jared Harper vs. Ole Miss (Jan. 7, 2017)
- 16, Johni Broome vs. Houston (March 18, 2023)
- 16, K.D. Johnson vs. UConn (Nov. 24, 2021)
- 16, Cinmeon Bowers vs. LSU (Feb. 2, 2016)
- 16, Jared Harper at UAB (Dec. 15, 2018)

## MOST ASSISTS TEAM

- 27, vs. CSUN (Nov. 15, 2019)
- 26, vs. Nebraska (Dec. 11, 2021)
- 25, vs. Indiana (Dec. 9, 2023)**
- 25, vs. Saint Peter's (Nov. 28, 2018)
- 24, vs. South Alabama (Nov. 6, 2018)
- 24, vs. South Alabama (Dec. 4, 2020)

## MOST ASSISTS INDIVIDUAL

- 16, J'Von McCormick vs. CSUN (Nov. 15, 2019)
- 14, Jared Harper vs. Vanderbilt (Feb. 3, 2018)
- 13, Jared Harper vs. South Alabama (Nov. 6, 2018)
- 13, Jared Harper vs. North Carolina (Mar. 29, 2019)
- 12, Wendell Green Jr. at South Carolina (Jan. 21, 2023)

## MOST STEALS TEAM

- 20, vs. North Florida (Dec. 29, 2018)
- 18, vs. Tennessee (Feb. 22, 2020)
- 16, vs. Nebraska (Dec. 11, 2021)
- 16, vs. Saint Peter's (Nov. 28, 2018)
- 15 vs. LSU (Jan. 13, 2024)**

## MOST STEALS INDIVIDUAL

- 5, Chad Baker-Mazara vs. LSU (Jan. 13, 2024)**
- 5, Wendell Green Jr. at Mississippi State (March 2, 2022)
- 5, Walker Kessler vs. Nebraska (Dec. 11, 2021)
- 5, Zep Jasper vs. Nebraska (Dec. 11, 2021)
- 5, K.D. Johnson vs. Syracuse (Nov. 26, 2021)
- 5, K.D. Johnson vs. UConn (Nov. 24, 2021)
- 5, K.C. Ross-Miller vs. Oregon State (Nov. 26, 2014)
- 5, K.C. Ross-Miller vs. Middle Tennessee (Dec. 29, 2014)
- 5, Antoine Mason at LSU (Feb. 5, 2015)
- 5, Malik Dunbar vs. UNC Asheville (Dec. 4, 2018)
- 5, Chuma Okeke vs. Murray State (Dec. 22, 2018)
- 5, Chuma Okeke vs. North Florida (Dec. 29, 2018)
- 5, J'Von McCormick vs. Tennessee (Feb. 22, 2020)

## MOST BLOCKS TEAM

- 14, vs. Texas A&M (Feb. 12, 2022)
- 14, vs. Yale (Dec. 4, 2021)
- 14, vs. LSU (Dec. 29, 2021)
- 14, at Georgia (Jan. 13, 2021)
- 14, vs. Missouri (Jan. 26, 2021)

## MOST BLOCKS INDIVIDUAL

- 12, Walker Kessler vs. Texas A&M (Feb. 12, 2022)
- 11, Walker Kessler vs. LSU (Dec. 29, 2021)
- 9, Walker Kessler vs. Jacksonville State (Mar. 18, 2022)
- 8, Johni Broome vs. Saint Louis (Nov. 27, 2022)
- 8, Walker Kessler vs. Ole Miss (Feb. 23, 2022)
- 8, Walker Kessler vs. Alabama (Feb. 1, 2022)

ASSOCIATED PRESS POLL

RK	TEAM	RECORD	PTS
1	UConn (39)	15-2	1542
2	Purdue (20)	15-2	1506
3	Kansas (3)	14-2	1426
4	North Carolina (1)	13-3	1407
5	Houston	14-2	1236
6	Tennessee	12-4	1147
7	Duke	13-3	1130
8	Kentucky	12-3	1123
9	Baylor	14-2	1055
10	Memphis	15-2	987
11	Wisconsin	13-3	948
12	Arizona	12-4	918
<b>13</b>	<b>Auburn</b>	<b>14-2</b>	<b>905</b>
14	Illinois	12-4	660
15	Oklahoma	13-3	633
16	Utah State	16-1	538
17	Marquette	11-5	516
18	Creighton	13-4	433
19	TCU	13-3	293
20	BYU	13-3	270
21	Dayton	13-2	261
22	Ole Miss	15-1	236
23	Florida Atlantic	13-4	221
24	Iowa State	13-3	195
25	Texas Tech	14-2	191

**Others receiving votes:** Colorado State 169, San Diego State 153, Seton Hall 89, Alabama 60, Grand Canyon 49, Clemson 38, Nevada 22, Boise State 22, Texas 20, Oregon 17, St. John's 15, New Mexico 14, NC State 8, Gonzaga 5, Princeton 5, Mississippi State 3, Utah 3, South Carolina 2, Villanova 2, McNeese 1, James Madison 1

COACHES POLL

RK	TEAM	RECORD	PTS
1	UConn (20)	15-2	785
2	Purdue (12)	15-2	762
3	North Carolina	13-3	717
4	Kansas	14-2	713
5	Houston	14-2	619
6	Duke	13-3	590
7	Tennessee	12-4	574
8	Wisconsin	13-3	533
9	Baylor	14-2	523
10	Kentucky	12-3	514
<b>11</b>	<b>Auburn</b>	<b>14-2</b>	<b>509</b>
12	Memphis	15-2	489
13	Arizona	12-4	424
14	Illinois	12-4	319
15	Creighton	13-4	261
16	Oklahoma	13-3	239
17	Utah State	16-1	238
18	Marquette	11-5	214
19	BYU	13-3	174
20	Iowa State	13-3	152
21	Ole Miss	15-1	151
22	TCU	13-3	150
23	Dayton	13-2	130
24	San Diego State	14-3	102
25	Texas Tech	14-2	92

**Others receiving votes:** Colorado State 81, Florida Atlantic 67, Alabama 60, Seton Hall 40, Clemson 39, Grand Canyon 34, Texas 20, Nevada 14, Gonzaga 11, Oregon 10, NC State 9, James Madison 8, Villanova 8, Princeton 7, St. John's 6, Florida State 4, Nebraska 2, Wake Forest 2, Florida 2, Indiana State 1, New Mexico 1

LAST TIME TEAM

Defeated a ranked team at home \_\_\_\_\_ vs. #12 Tennessee (3/4/23)  
 Defeated a ranked team on the road \_\_\_\_\_ at #24 Alabama (1/11/22)  
 Defeated a ranked team at a neutral site \_\_\_\_\_ vs. #7 Kentucky (3/31/19)  
 Defeated a top-10 team at home \_\_\_\_\_ vs. #5 Tennessee (3/9/19)  
 Defeated a top-10 team on the road \_\_\_\_\_ at #8 Arkansas (1/23/93)  
 Defeated a top-10 team at a neutral site \_\_\_\_\_ vs. #7 Kentucky (3/31/19)  
 Won in overtime \_\_\_\_\_ at Mississippi State, 81-68 (OT) (3/2/22)  
 Lost in overtime \_\_\_\_\_ at #2 Alabama, 90-85 (OT) (3/1/23)  
 Won in double overtime \_\_\_\_\_ at Ole Miss, 83-82 (2OT) (1/28/20)  
 Lost in double overtime \_\_\_\_\_ vs. #22 UConn, 115-109 (2OT) (11/24/21)  
 Played back-to-back overtime games \_\_\_\_\_ at Arkansas, W 79-76 (OT) (2/5/20)  
 \_\_\_\_\_ vs. LSU, W 91-90 (OT) (2/8/20)  
 \_\_\_\_\_ vs. Alabama, W 95-91 (OT) (2/12/20)  
 Played in three-straight overtime games \_\_\_\_\_ at Arkansas, W 79-76 (OT) (2/5/20)  
 \_\_\_\_\_ vs. LSU, W 91-90 (OT) (2/8/20)  
 \_\_\_\_\_ vs. Alabama, W 95-91 (OT) (2/12/20)  
 Played at least three overtimes \_\_\_\_\_ vs. Georgia (SECT) (4OT) (3/1/79)  
 Shot 70% for a half \_\_\_\_\_ 72.4% (21-29) at Washington (2nd) (12/21/22)  
 Shot 70% for a half (SEC) \_\_\_\_\_ 70.8% (17-24) vs. Vanderbilt (2nd) (2/16/22)  
 Shot 60% for a game \_\_\_\_\_ 61.8% (42-68) vs. Winthrop (11/24/17)  
 Shot 60% for a game (SEC) \_\_\_\_\_ 61.1% (33-54) at Arkansas (2/17/16)  
 Shot less than 30% for game \_\_\_\_\_ 23.6% (13-55) at Tennessee (2/4/23)  
 Shot 100% from the FT line \_\_\_\_\_ 100% (6-6) vs. Long Beach State (12/23/11)  
 Shot 60% from 3-point line \_\_\_\_\_ 60.0% (12-20) at #2 Alabama (3/1/23)  
 Shot less than 30% in half \_\_\_\_\_ 28.6% (10-35) vs. Alabama (2nd) (2/11/23)  
 Shot less than 20% in half \_\_\_\_\_ 16.7% (4-24) vs. #2 Houston (2nd) (3/18/23)  
 Shot less than 10% in a half \_\_\_\_\_ 8.3% (2-24) vs. LSU (1st) (1/8/11)  
 Attempted 50 free throws \_\_\_\_\_ 52 vs. Vanderbilt (2/6/54)  
 Attempted 40 free throws \_\_\_\_\_ 41 vs. #22 UConn (11/24/21)  
 Attempted 30 free throws in half \_\_\_\_\_ 30 vs. #12 Missouri (2nd) (1/26/21)  
 Made 30 free throws \_\_\_\_\_ 33 vs. #22 UConn (11/24/21)  
 Made 30 free throws (SEC) \_\_\_\_\_ 31 vs. Alabama (2/1/22)  
**Made at least 10 3-point field goals \_\_\_\_\_ 10 vs. LSU (1/13/24)**  
 Made at least 15 3-point field goals \_\_\_\_\_ 15 vs. Arkansas (12/30/20)  
 Failed to make 3-point field goal \_\_\_\_\_ vs. Kentucky (0-15) (1/19/13)  
 Had at least 60 rebounds \_\_\_\_\_ 60 at Arkansas [OT] (2/8/22)  
 Had at least 50 rebounds \_\_\_\_\_ 53 vs. Winthrop (11/15/22)  
 Had less than 20 rebounds \_\_\_\_\_ 19 vs. Arkansas (3/9/23)  
**Had at least 25 assists \_\_\_\_\_ 25 vs. Indiana (12/9/23)**  
**Had at least 20 assists \_\_\_\_\_ 20 vs. LSU (1/13/24)**  
**Had at least 15 steals \_\_\_\_\_ 15 vs. LSU (1/13/24)**  
**Had at least 10 blocks \_\_\_\_\_ 10 vs. #17 Baylor (11/7/23)**  
 Had at least 15 blocks \_\_\_\_\_ 17 vs. Nicholls State (11/25/11)  
 Failed to make a blocked shot \_\_\_\_\_ 0 at #2 Alabama (3/1/23)  
 Had at least 25 lead changes \_\_\_\_\_ 27 at Arkansas (1/16/13)  
**Scored 50 points in a half \_\_\_\_\_ 51 vs. LSU (1st) (1/13/24)**  
**Scored 50 points in a half (SEC) \_\_\_\_\_ 51 vs. LSU (1st) (1/13/24)**  
 Scored 60 points in a half \_\_\_\_\_ 66 vs. CSUN (1st) (11/15/19)  
 Scored 60 points in a half (SEC) \_\_\_\_\_ 64 at Tennessee (2nd) (2/15/06)  
 Scored 70 points in a half \_\_\_\_\_ 72 vs. Northwestern State (2nd) (11/27/15)  
**Scored 100 points \_\_\_\_\_ 101 vs. Chattanooga (12/30/23)**  
 Scored 100 points (SEC) \_\_\_\_\_ 100 vs. Alabama (2/1/22)  
 Scored under 20 points in 1st half \_\_\_\_\_ 19 at Tennessee (2/4/23),  
 \_\_\_\_\_ vs. Northwestern (11/23/22), vs. Clemson (3/18/18)  
 Scored under 20 points in 2nd half \_\_\_\_\_ 14 vs. Tulsa (11/24/14)  
 Scored under 10 points in a half \_\_\_\_\_ 6 vs. LSU (1st) (1/8/11)  
 Scored 35 or under points in a game \_\_\_\_\_ 35 vs. Tulsa (11/24/14)  
 Scored under 50 points in game \_\_\_\_\_ 43 at Tennessee (2/4/23),  
 \_\_\_\_\_ vs. Northwestern (11/23/22)  
 Scored under 50 points in game (SEC) \_\_\_\_\_ 43 at Tennessee (2/4/23)

# LAST TIME INDIVIDUAL

Scored at least 30 points	<b>Johni Broome (30) vs. Virginia Tech (11/29/23)</b>
Scored at least 35 points	Toney Douglas (38) vs. Nicholls State (11/24/04)
Scored at least 40 points	Wesley Person (44) vs. UAB (12/16/93)
Had two players with at least 20 points	<b>Jaylin Williams (24) and Aden Holloway (24) vs. Indiana (12/9/23)</b>
Had three players with at least 20 points	Samir Doughty (26), J'Von McCormick (23), Devan Cambridge (21) vs. LSU (2/8/20)
Had two players with 25 points	Bryce Brown (26), Jared Harper (25) vs. Xavier (OT) (11/19/18)
Had two players with 25 points (SEC)	Chris Denson (30), KT Harrell (26) vs. Mississippi State (2/14/14)
Scored 20 points in a half	Jabari Smith (20, 2nd) at Florida (2/19/22)
Scored 20 points in 1st half	Bryce Brown (20) at Texas A&M (1/16/19)
Scored 20 points in 2nd half	Jabari Smith (20, 2nd) at Florida (2/19/22)
Scored 25 points in a half	Bryce Brown (25, 2nd) vs. Kentucky (1/19/19)
A player had back-to-back 20-point games	<b>Jaylin Williams (20) vs. Alabama State (12/22/23); (21) vs. Chattanooga (12/30/23)</b>
A player three consecutive 20-point games	Jabari Smith (27) at Tennessee (2/26/22); (27) at Mississippi State [OT] (3/2/22); (27) vs. South Carolina (3/5/22)
A player had back-to-back 20-point SEC games	Johni Broome (20) vs. Missouri (2/14/23); (20) at Vanderbilt (2/18/23)
A player had back-to-back 25-point SEC games	Jabari Smith (27) at Tennessee (2/26/22); (27) at Mississippi State [OT] (3/2/22)
A player had three straight 25-point SEC games	Chris Denson (29) at LSU (2/8/14); (26) vs. Kentucky (2/12/14); (30) vs. Mississippi State (2/15/14)
A player had four straight 25-point SEC games	Chris Denson (25) at South Carolina (2/5/14); (29) at LSU (2/8/14); (26) vs. Kentucky (2/12/14); (30) vs. Mississippi State (2/15/14)
A player had five straight 25-point SEC games	Keenan Carpenter (44) vs. LSU (1/8/89); (28) vs. Mississippi State (2/11/89); (33) at Florida (2/15/89); (32) at Ole Miss (2/18/89); (29) vs. Kentucky (2/20/89)
A player had back-to-back 20-point games off the bench	Jamal Johnson (21) at Arkansas (12/30/20); (20) at Texas A&M (1/2/21)
Zero players scored in double figures	at Vanderbilt (1/7/12)
Only one player scored in double figures	Jamal Johnson (18) at UCF (11/30/20)
Five players scored in double figures	<b>Jaylin Williams (14), Johni Broome (11), Aden Holloway (15), Denver Jones (12) and Dylan Cardwell (11) vs. USC (12/17/23)</b>
Five players scored in double figures (SEC)	Wendell Green Jr. (23), Jabari Smith (17), Walker Kessler (14), K.D. Johnson (13), Allen Flanigan (10) vs. Alabama (2/1/22)
All five starters scored in double figures	Allen Flanigan (23), Devan Cambridge (15), Jamal Johnson (14), Jaylin Williams (13), JT Thor (10) vs. Tennessee (2/27/21)
Six players scored in double figures	<b>J. Williams (24), A. Holloway (24), K. Johnson (14), D. Jones (12), C. Baker-Mazara (11) and T. Donaldson (10) vs. Indiana (12/9/23)</b>
Six players scored in double figures (SEC)	J. Smith (12), W. Kessler (15), K.D. Johnson (12), A. Flanigan (10), W. Green Jr. (12), J. Williams (13) vs. Georgia (1/19/22)
Had at least 15 rebounds	Johni Broome (18) vs. Georgia (2/1/23)
Had at least 15 rebounds (SEC)	Johni Broome (18) vs. Georgia (2/1/23)
Had at least 20 rebounds	Kelvin Ardister (20) vs. Tennessee (1/4/89)
Had at least 25 rebounds	Rex Frederick (25) at Ole Miss (1/6/58)
Had at least 20 pts & 20 reb	Kelvin Ardister (22 pts, 20 reb) vs. Tennessee (1/4/89)
Had at least 30 pts & 10 reb	<b>Johni Broome (30 pts, 13 reb) vs. Virginia Tech (11/29/23)</b>
Had two players with at least 10 rebounds	<b>Johni Broome (11); Chaney Johnson (11) vs. Southeastern Louisiana (11/10/23)</b>
Had at least three players with 10 rebounds	Korvotney Barber (13), Quantez Robertson (10), Lucas Hargrove (10) at Virginia (12/20/08)
Had a double-double	<b>Johni Broome (24 pts, 12 reb) vs. Penn (1/2/24)</b>
Had a double-double before halftime	Johni Broome (13 pts, 12 reb) vs. Georgia (2/1/23)
Had two straight double-doubles	<b>Johni Broome (16 pts, 11 reb) vs. #17 Baylor (11/7/23); (18 pts, 11 reb) vs. SE Louisiana (11/10/23)</b>
Had three straight double-doubles	Johni Broome (14 pts, 11 reb) vs. Florida (12/28/22); (22 pts, 12 reb) at Georgia (1/4/23); (10 pts, 10 reb) vs. Arkansas (1/7/23)
Had four straight double-doubles	Johni Broome (14 pts, 11 reb) vs. Florida (12/28/22); (22 pts, 12 reb) at Georgia (1/4/23); (10 pts, 10 reb) vs. Arkansas (1/7/23); (19 pts, 11 reb) at Ole Miss (1/10/23)
Had five straight double-doubles	Jeff Moore (26 pts, 11 reb) vs. Ole Miss (3/2/88); (20 pts, 11 reb) at LSU (3/5/88); (22 pts, 11 reb) vs. Georgia (3/11/88); (13 pts, 13 reb) vs. Bradley (3/17/88); (22 pts, 11 reb) vs. Oklahoma (3/19/88)
Had two players with a double-double	Johni Broome (19 pts, 12 reb); Allen Flanigan (10 pts, 10 reb) vs. Iowa (3/16/23)
Had a double-double with points and assists	Wendell Green Jr. (16 pts, 12 ast) at South Carolina (1/21/23)
Had a triple-double	Walker Kessler (12 pts, 11 reb, 12 blks) vs. Texas A&M (2/12/22)
Had 10 assists	Wendell Green Jr. (12) at South Carolina (1/21/23)
Had 15 assists	J'Von McCormick (16) vs. CSUN (11/15/19)
Had two players with at least five blocks	Devan Cambridge (5) and Jaylin Williams (5) at Georgia (1/13/21)
Had 10 blocks	Walker Kessler (11) vs. LSU (12/29/21)
Had five steals	<b>Chad Baker-Mazara (5) vs. LSU (1/13/24)</b>
Had five steals (SEC)	<b>Chad Baker-Mazara (5) vs. LSU (1/13/24)</b>
Made 30-straight free throws	Wendell Green Jr. (34) (2/22/23-3/16/23)
Hit buzzer-beater shot to win a game	T.J. Dunans vs. Mercer (3-pt FG, 76-74) (12/18/16)
Played more than 40 minutes	Samir Doughty (41) vs. Alabama (OT) (2/12/20)







**K.D. JOHNSON**  
 G | 6-0 | 190 | Sr.  
 Atlanta, Ga.  
 (Hargrave Military Academy (Va.))



**SEASON SUPERLATIVES**

**Points:** 14 vs. Texas A&M (1/9/24), vs. Indiana (12/9/23)  
**Field Goals Made:** 5 vs. Indiana (12/9/23)  
**Field Goals Attempted:** 9 vs. Indiana (12/9/23), vs. SE Louisiana (11/10/23)  
**3-Point Field Goals Made:** 3 vs. Alabama State (12/22/23)  
**3-Point Field Goals Attempted:** 5 vs. Alabama State (12/22/23), vs. Southeastern Louisiana (11/10/23)  
**Free Throws Made:** 6 vs. LSU (1/13/24), vs. Notre Dame (11/16/23)  
**Free Throws Attempted:** 7 vs. Notre Dame (11/16/23)  
**Rebounds:** 5 vs. Penn (1/2/24)  
**Assists:** 4 vs. Penn (1/2/24)  
**Blocks:** 2 vs. St. Bonaventure (11/17/23)  
**Steals:** 4 vs. UNC Asheville (12/13/23)  
**Minutes Played:** 22 vs. Penn (1/2/24), vs. Notre Dame (11/16/23)  
**Double-Figure Games:** 5  
**20-Point Games:** None  
**10-Rebound Games:** None  
**5-Steal Games:** None  
**Double-Doubles:** None  
**Dunks:** 4

**CAREER SUPERLATIVES**

**Points:** 27 vs. UConn (11/24/21)  
**Field Goals Made:** 9 at Tennessee (2/10/21), vs. Auburn (1/13/21)  
**Field Goals Attempted:** 22 at Georgia (2/5/22)  
**3-Point Field Goals Made:** 4 (five times)  
**3-Point Field Goals Attempted:** 9 vs. George Mason (11/7/22)  
**Free Throws Made:** 11 vs. UConn (11/24/21)  
**Free Throws Attempted:** 16 vs. UConn (11/24/21)  
**Rebounds:** 8 at Alabama (1/11/22)  
**Assists:** 7 vs. Jacksonville State (3/18/22)  
**Blocks:** 2 vs. St. Bonaventure (11/17/23), vs. Auburn (1/13/21)  
**Steals:** 5 vs. UConn (11/24/21), vs. Syracuse (11/26/21)  
**Minutes Played:** 37 vs. UConn (11/24/21)  
**Double-Figure Games:** 56  
**20-Point Games:** 9  
**10-Rebound Games:** None  
**5-Steal Games:** 2  
**Double-Doubles:** None  
**Dunks:** 10

**CAREER HONORS**

- 2022-23 Preseason All-SEC Second Team
- 2020-21 SEC All-Freshman Team
- SEC Freshman of the Week (Jan. 18, 2021)

**2023-24 GAME-BY-GAME STATISTICS**

Opponent	GS	Min.	FG-A	3FG-A	FT-A	O-D-T	PF	A	TO	BLK	STL	PTS
vs. Baylor	16	3-5	0-1	0-0	0-0-0	4	0	1	0	1	6	
SE Louisiana	19	4-9	2-5	3-3	0-2-2	2	3	0	0	0	13	
vs. Notre Dame	22	1-6	0-2	6-7	0-3-3	2	0	1	0	1	8	
vs. St. Bonaventure	18	4-7	1-4	0-0	0-0-0	2	3	0	2	1	9	
Alabama A&M	11	2-4	1-3	1-2	0-2-2	3	1	1	1	0	6	
Virginia Tech	12	1-6	0-3	0-0	0-2-2	6	0	1	0	1	2	
at App State	8	0-3	0-3	0-0	1-1-2	1	1	0	0	1	0	
vs. Indiana	19	5-9	1-2	3-3	0-2-2	3	3	0	0	1	14	
vs. UNC Asheville	15	2-4	1-2	1-2	0-3-3	2	2	0	0	4	6	
USC	17	2-6	0-2	1-2	1-0-1	3	0	3	0	1	5	
Alabama State	15	3-6	3-5	4-4	1-1-2	1	0	1	0	2	13	
Chattanooga	19	2-4	2-2	0-0	0-1-1	3	1	0	0	0	6	
Penn	22	3-6	1-4	4-6	2-3-5	1	4	0	0	1	11	
at Arkansas	19	2-8	0-2	2-2	0-2-2	2	2	1	0	0	6	
Texas A&M	21	4-8	2-3	4-6	1-2-3	0	2	0	0	2	14	
LSU	21	1-6	0-2	6-6	0-3-3	3	1	0	0	0	8	
at Vanderbilt												
Ole Miss												
at Alabama												
at Mississippi St.												
Vanderbilt												
at Ole Miss												
Alabama												
at Florida												
South Carolina												
Kentucky												
at Georgia												
at Tennessee												
Mississippi State												
at Missouri												
Georgia												


**JOHNSON'S CAREER STATISTICS**

SEASON	TEAM	GP-GS	MIN/AVG	Field Goals		3-Point		F-Throws		Rebounds				Scoring						
				FG-FGA	FG%	3FG-3FGA	3FG%	FT-FTA	FT%	OFF	DEF	TOT	AVG	PF-FO	A	TO	BLK	STL	PTS	AVG
2020-21	UGa	16-0	362/22.6	68-161	.422	24-62	.387	56-91	.615	11	33	44	2.8	45-0	19	34	3	29	216	13.5
2021-22	AUB	34-31	941/27.7	133-345	.386	45-155	.290	106-147	.721	19	78	97	2.9	87-0	53	62	2	64	417	12.3
2022-23	AUB	33-0	722/21.9	90-236	.381	36-108	.333	77-111	.694	15	48	63	1.9	76-0	43	50	1	36	293	8.9
2023-24	AUB	16-0	279/17.4	39-97	.402	14-45	.311	35-43	.814	6	27	33	2.1	38-1	23	10	3	19	127	7.9
<b>TOTAL FOR AUB</b>		<b>83-31</b>	<b>1942/23.4</b>	<b>262-678</b>	<b>.386</b>	<b>95-308</b>	<b>.308</b>	<b>218-301</b>	<b>.724</b>	<b>40</b>	<b>153</b>	<b>193</b>	<b>2.3</b>	<b>201-1</b>	<b>119</b>	<b>122</b>	<b>6</b>	<b>119</b>	<b>837</b>	<b>10.1</b>
<b>TOTAL</b>		<b>99-31</b>	<b>2303/23.3</b>	<b>330-839</b>	<b>.393</b>	<b>119-370</b>	<b>.322</b>	<b>274-392</b>	<b>.699</b>	<b>51</b>	<b>186</b>	<b>237</b>	<b>2.4</b>	<b>246-1</b>	<b>138</b>	<b>156</b>	<b>9</b>	<b>148</b>	<b>1053</b>	<b>10.6</b>

1

# ADEN HOLLOWAY

G | 6-1 | 178 | Fr.  
Charlotte, N.C.  
(Prolific Prep)



## SEASON SUPERLATIVES

**Points:** 24 vs. Indiana (12/9/23)  
**Field Goals Made:** 7 vs. Indiana (12/9/23)  
**Field Goals Attempted:** 15 vs. Baylor (11/7/23)  
**3-Point Field Goals Made:** 5 vs. Indiana (12/9/23)  
**3-Point Field Goals Attempted:** 10 vs. LSU (1/13/24)  
**Free Throws Made:** 5 vs. Indiana (12/9/23), vs. Alabama A&M (11/21/23)  
**Free Throws Attempted:** 7 vs. Alabama A&M (11/21/23)  
**Rebounds:** 5 at Arkansas (1/6/24)  
**Assists:** 6 (three times)  
**Blocks:** 1 vs. Baylor (11/7/23)  
**Steals:** 3 vs. Virginia Tech (11/29/23)  
**Minutes Played:** 26 at Appalachian State (12/3/23), vs. Baylor (11/7/23)  
**Double-Figure Games:** 7  
**20-Point Games:** None  
**10-Rebound Games:** None  
**10-Assist Games:** None  
**5-Steal Games:** None  
**Double-Doubles:** None  
**Dunks:** None

## CAREER SUPERLATIVES

**Points:** 24 vs. Indiana (12/9/23)  
**Field Goals Made:** 7 vs. Indiana (12/9/23)  
**Field Goals Attempted:** 15 vs. Baylor (11/7/23)  
**3-Point Field Goals Made:** 5 vs. Indiana (12/9/23)  
**3-Point Field Goals Attempted:** 10 vs. LSU (1/13/24)  
**Free Throws Made:** 5 vs. Indiana (12/9/23), vs. Alabama A&M (11/21/23)  
**Free Throws Attempted:** 7 vs. Alabama A&M (11/21/23)  
**Rebounds:** 5 at Arkansas (1/6/24)  
**Assists:** 6 (three times)  
**Blocks:** 1 vs. Baylor (11/7/23)  
**Steals:** 3 vs. Virginia Tech (11/29/23)  
**Minutes Played:** 26 at Appalachian State (12/3/23), vs. Baylor (11/7/23)  
**Double-Figure Games:** 7  
**20-Point Games:** None  
**10-Rebound Games:** None  
**10-Assist Games:** None  
**5-Steal Games:** None  
**Double-Doubles:** None  
**Dunks:** None

## CAREER HONORS

- Two-Time SEC Freshman of the Week (11/13/23 and 12/11/23)
- 2023 McDonald's High School All-American

## 2023-24 GAME-BY-GAME STATISTICS

Opponent	GS	Min.	FG-A	3FG-A	FT-A	O-D-T	PF	A	TO	BLK	STL	PTS
vs. Baylor		26	6-15	4-8	3-5	0-3-3	0	6	3	1	0	19
SE Louisiana		22	4-10	3-8	0-0	0-0-0	2	3	0	0	0	11
vs. Notre Dame	*	22	5-9	4-5	1-1	1-0-1	1	5	2	0	0	15
vs. St. Bonaventure	*	24	2-10	2-7	2-2	0-0-0	2	3	2	0	0	8
Alabama A&M	*	22	3-9	2-7	5-7	0-1-1	1	2	0	0	0	13
Virginia Tech	*	22	0-7	0-2	0-0	0-1-1	2	2	1	0	3	0
at App State	*	26	2-10	0-6	4-5	0-0-0	3	2	1	0	0	8
vs. Indiana	*	22	7-11	5-8	5-5	0-1-1	2	2	0	0	0	24
vs. UNC Asheville	*	20	3-11	1-5	0-0	1-1-2	0	5	1	0	0	7
USC	*	23	5-10	4-7	1-2	0-2-2	2	6	0	0	0	15
Alabama State	*	19	2-6	2-6	0-0	0-1-1	1	4	2	0	0	6
Chattanooga	*	21	2-10	2-8	2-2	0-4-4	1	5	0	0	0	8
Penn	*	18	1-5	1-5	0-0	0-1-1	1	6	1	0	1	3
at Arkansas	*	20	2-9	1-4	0-0	1-4-5	1	0	0	0	0	5
Texas A&M	*	18	2-6	2-6	0-0	0-1-1	1	1	1	0	0	6
LSU	*	22	5-13	3-10	0-0	0-1-1	1	3	1	0	1	13
at Vanderbilt												
Ole Miss												
at Alabama												
at Mississippi St.												
Vanderbilt												
at Ole Miss												
Alabama												
at Florida												
South Carolina												
Kentucky												
at Georgia												
at Tennessee												
Mississippi State												
at Missouri												
Georgia												

## HOLLOWAY'S CAREER STATISTICS

SEASON	TEAM	GP-GS	MIN/AVG	Field Goals		3-Point		F-Throws		Rebounds				Scoring						
				FG-FGA	FG%	3FG-3FGA	3FG%	FT-FTA	FT%	OFF	DEF	TOT	AVG	PF-FO	A	TO	BLK	STL	PTS	AVG
2023-24	AUB	16-14	351/21.9	51-151	.338	36-102	.353	23-29	.793	3	21	24	1.5	21-0	55	15	1	5	161	10.1
<b>TOTAL</b>		<b>16-14</b>	<b>351/21.9</b>	<b>51-151</b>	<b>.338</b>	<b>36-102</b>	<b>.353</b>	<b>23-29</b>	<b>.793</b>	<b>3</b>	<b>21</b>	<b>24</b>	<b>1.5</b>	<b>21-0</b>	<b>55</b>	<b>15</b>	<b>1</b>	<b>5</b>	<b>161</b>	<b>10.1</b>



2

**JAYLIN WILLIAMS**  
 F | 6-8 | 245 | Gr.  
 Nahunta, Ga.  
 (Brantley County HS)



**SEASON SUPERLATIVES**

**Points:** 24 vs. Indiana (12/9/23)  
**Field Goals Made:** 9 vs. Chattanooga (12/30/23)  
**Field Goals Attempted:** 14 vs. Indiana (12/9/23)  
**3-Point Field Goals Made:** 2 (four times)  
**3-Point Field Goals Attempted:**  
 5 vs. Penn (1/2/24), vs. Southeastern Louisiana (11/10/23)  
**Free Throws Made:** 6 vs. Alabama State (12/22/23), vs. Indiana (12/9/23)  
**Free Throws Attempted:** 9 vs. Indiana (12/9/23)  
**Rebounds:** 10 vs. St. Bonaventure (11/17/23)  
**Assists:** 7 vs. Indiana (12/9/23)  
**Blocks:** 2 vs. Notre Dame (11/16/23), vs. Southeastern Louisiana (11/10/23)  
**Steals:** 3 vs. Alabama A&M (11/21/23)  
**Minutes Played:** 35 vs. Texas A&M (1/9/24)  
**Double-Figure Games:** 9  
**20-Point Games:** 4  
**10-Rebound Games:** 1  
**5-Steal Games:** None  
**Double-Doubles:** 1  
**Dunks:** 18

**CAREER SUPERLATIVES**

**Points:** 24 vs. Indiana (12/9/23), at Ole Miss (1/6/21)  
**Field Goals Made:** 9 vs. Chattanooga (12/30/23), vs. Georgia (2/2/21)  
**Field Goals Attempted:** 15 vs. Mississippi State (1/14/23)  
**3-Point Field Goals Made:** 6 at Ole Miss (1/6/21)  
**3-Point Field Goals Attempted:** 10 at Ole Miss (1/6/21)  
**Free Throws Made:** 8 vs. Tennessee (2/27/21)  
**Free Throws Attempted:** 10 vs. Tennessee (2/27/21)  
**Rebounds:** 11 vs. Texas A&M (2/12/22), vs. Saint Joseph's (11/26/20)  
**Assists:** 8 vs. Memphis (12/12/20)  
**Blocks:** 5 at Georgia (1/13/21)  
**Steals:** 4 vs. Texas Southern (11/18/22)  
**Minutes Played:** 37 vs. Saint Joseph's (11/26/20)  
**Double-Figure Games:** 51  
**20-Point Games:** 8  
**10-Rebound Games:** 4  
**Double-Doubles:** 2  
**Dunks:** 63

**CAREER HONORS**

- SEC Player of the Week (12/11/13)
- 2023 Legends Classic All-Tournament Team
- Three-Time SEC Academic Honor Roll (2020-21, 2021-22 and 2022-23)
- 2022-23 SEC Community Service Team
- 2022 Cancun Challenge Tournament MVP (Riviera Division)
- 2022 Cancun Challenge All-Tournament Team (Riviera Division)

**2023-24 GAME-BY-GAME STATISTICS**

Opponent	GS	Min.	FG-A	3FG-A	FT-A	O-D-T	PF	A	TO	BLK	STL	PTS
vs. Baylor	*	26	2-6	0-1	0-0	2-4-6	1	1	2	1	0	4
SE Louisiana	*	21	2-7	2-5	3-4	2-1-3	1	2	1	2	1	9
vs. Notre Dame	*	22	5-9	1-3	0-0	1-6-7	0	2	1	2	0	11
vs. St. Bonaventure*		22	4-6	0-1	3-3	3-7-10	2	1	2	0	1	11
Alabama A&M	*	18	3-4	1-2	3-4	1-5-6	0	1	0	1	3	10
Virginia Tech	*	13	1-4	0-1	1-1	2-3-5	4	2	1	0	2	3
at App State	*	22	3-5	0-1	0-1	0-3-3	2	0	1	0	0	6
vs. Indiana	*	29	8-14	2-4	6-9	2-4-6	3	7	0	1	1	24
vs. UNC Asheville	*	18	3-6	0-0	2-2	1-3-4	1	3	2	0	2	8
USC	*	26	6-9	2-4	0-1	0-3-3	2	2	0	0	0	14
Alabama State	*	20	7-10	0-3	6-6	0-3-3	2	1	2	0	1	20
Chattanooga	*	18	9-9	2-2	1-1	3-2-5	0	1	1	0	1	21
Penn	*	28	3-7	2-5	0-0	2-1-3	0	3	1	1	0	8
at Arkansas	*	25	5-9	1-3	0-0	0-3-3	0	1	1	0	0	11
Texas A&M	*	35	8-10	1-2	5-5	1-7-8	2	3	1	0	0	22
LSU	*	24	2-2	2-2	3-5	1-6-7	3	3	2	0	1	9
at Vanderbilt												
Ole Miss												
at Alabama												
at Mississippi St.												
Vanderbilt												
at Ole Miss												
Alabama												
at Florida												
South Carolina												
Kentucky												
at Georgia												
at Tennessee												
Mississippi State												
at Missouri												
Georgia												

**WILLIAMS' CAREER STATISTICS**

SEASON	TEAM	GP-GS	MIN/AVG	Field Goals		3-Point		F-Throws		Rebounds				Scoring						
				FG-FGA	FG%	3FG-3FGA	3FG%	FT-FTA	FT%	OFF	DEF	TOT	AVG	PF-FO	A	TO	BLK	STL	PTS	AVG
2019-20	AUB	14-0	100/7.1	15-28	.536	1-9	.111	3-3	1.000	8	17	25	1.8	12-0	6	6	5	6	34	2.4
2020-21	AUB	27-27	713/26.4	116-224	.518	32-94	.340	31-49	.633	36	91	127	4.7	66-0	54	49	39	18	295	10.9
2021-22	AUB	33-0	462/14.0	72-151	.477	15-51	.294	27-33	.818	33	55	88	2.7	57-1	27	30	16	8	186	5.6
2022-23	AUB	33-33	918/27.8	136-292	.466	40-113	.354	56-73	.767	41	113	154	4.7	78-2	74	39	25	35	368	11.2
2023-24	AUB	16-16	369/23.1	71-117	.607	16-39	.410	33-42	.786	21	61	82	5.1	23-0	33	18	8	13	191	11.9
<b>TOTAL</b>		<b>123-76</b>	<b>2562/20.8</b>	<b>410-812</b>	<b>.505</b>	<b>104-306</b>	<b>.340</b>	<b>150-200</b>	<b>.750</b>	<b>139</b>	<b>337</b>	<b>476</b>	<b>3.9</b>	<b>236-3</b>	<b>194</b>	<b>142</b>	<b>93</b>	<b>80</b>	<b>1074</b>	<b>8.7</b>

3

# TRE DONALDSON

G | 6-3 | 200 | So.

Tallahassee, Fla.

(Florida State Univ. School)



## SEASON SUPERLATIVES

**Points:** 15 vs. UNC Asheville (12/13/23)  
**Field Goals Made:** 6 vs. UNC Asheville (12/13/23)  
**FG Attempted:** 12 at Appalachian State (12/3/23)  
**3-Point Field Goals Made:** 2 (four times)  
**3-Point Field Goals Attempted:**  
 5 vs. Penn (1/2/24), at Appalachian State (12/3/23)  
**Free Throws Made:** 4 vs. LSU (1/13/24), vs. Chattanooga (12/30/23)  
**Free Throws Attempted:** 4 (three times)  
**Rebounds:** 7 at Arkansas (1/6/24), vs. Indiana (12/9/23)  
**Assists:** 6 vs. Texas A&M (1/9/24)  
**Blocks:** None  
**Steals:** 2 (three times)  
**Minutes Played:** 23 at Appalachian State (12/3/23)  
**Double-Figure Games:** 6  
**20-Point Games:** None  
**10-Rebound Games:** None  
**5-Steal Games:** None  
**Double-Doubles:** None  
**Dunks:** None

## CAREER SUPERLATIVES

**Points:** 15 vs. UNC Asheville (12/13/23)  
**Field Goals Made:** 6 vs. UNC Asheville (12/13/23)  
**Field Goals Attempted:** 12 at Appalachian State (12/3/23)  
**3-Point Field Goals Made:** 3 vs. Iowa (3/16/23)  
**3-Point Field Goals Attempted:**  
 5 vs. Penn (1/2/24), at Appalachian State (12/3/23)  
**Free Throws Made:** 4 vs. LSU (1/13/24), vs. Chattanooga (12/30/23)  
**Free Throws Attempted:** 4 (three times)  
**Rebounds:** 7 at Arkansas (1/6/24), vs. Indiana (12/9/23)  
**Assists:** 7 at Washington (12/21/22)  
**Blocks:** 1 vs. Houston (3/18/23)  
**Steals:** 4 at USC (12/18/22)  
**Minutes Played:** 23 at Appalachian State (12/3/23)  
**Double-Figure Games:** 8  
**20-Point Games:** None  
**10-Rebound Games:** None  
**Double-Doubles:** None  
**Dunks:** 2

## CAREER HONORS

- 2022-23 First-Year SEC Academic Honor Roll

## 2023-24 GAME-BY-GAME STATISTICS

Opponent	GS	Min.	FG-A	3FG-A	FT-A	O-D-T	PF	A	TO	BLK	STL	PTS
vs. Baylor	*	14	2-3	0-1	2-2	0-3-3	4	1	4	0	0	6
SE Louisiana	*	18	1-4	1-2	0-0	0-3-3	2	4	1	0	0	3
vs. Notre Dame		16	4-6	2-4	0-0	0-1-1	2	5	0	0	1	10
vs. St. Bonaventure		16	1-2	1-2	0-0	0-0-0	0	3	3	0	0	3
Alabama A&M	*	21	2-5	0-1	2-2	1-2-3	1	3	3	0	0	6
Virginia Tech		18	4-6	1-1	0-0	2-0-2	0	3	0	0	1	9
at App State		23	5-12	2-5	0-0	2-1-3	1	5	2	0	1	12
vs. Indiana		18	4-7	2-4	0-0	0-7-7	1	3	0	0	2	10
vs. UNC Asheville		19	6-8	0-2	3-4	0-0-0	2	2	1	0	0	15
USC		16	3-4	0-0	1-1	0-2-2	0	5	1	0	2	7
Alabama State		20	2-5	1-2	0-1	0-3-3	1	4	3	0	1	5
Chattanooga		16	1-3	0-1	4-4	1-1-2	0	4	0	0	0	6
Penn		21	2-9	2-5	0-0	1-3-4	0	3	0	0	1	6
at Arkansas		20	5-6	1-1	0-0	0-7-7	1	4	1	0	0	11
Texas A&M		21	1-5	0-3	2-2	0-0-0	0	6	3	0	0	4
LSU		17	3-5	0-1	4-4	1-2-3	0	3	1	0	2	10
at Vanderbilt												
Ole Miss												
at Alabama												
at Mississippi St.												
Vanderbilt												
at Ole Miss												
Alabama												
at Florida												
South Carolina												
Kentucky												
at Georgia												
at Tennessee												
Mississippi State												
at Missouri												
Georgia												

## DONALDSON'S CAREER STATISTICS

SEASON	TEAM	GP-GS	MIN/AVG	Field Goals		3-Point		F-Throws		Rebounds				Scoring						
				FG-FGA	FG%	3FG-3FGA	3FG%	FT-FTA	FT%	OFF	DEF	TOT	AVG	PF-FO	A	TO	BLK	STL	PTS	AVG
2022-23	AUB	32-0	337/10.5	28-73	.384	13-32	.406	11-20	.550	3	43	46	1.4	32-1	39	19	1	21	80	2.5
2023-24	AUB	16-3	297/18.6	46-90	.511	13-35	.371	18-20	.900	8	35	43	2.7	15-0	58	23	0	11	123	7.7
<b>TOTAL</b>		<b>48-3</b>	<b>633/13.2</b>	<b>74-163</b>	<b>.454</b>	<b>26-67</b>	<b>.388</b>	<b>29-40</b>	<b>.725</b>	<b>11</b>	<b>78</b>	<b>89</b>	<b>1.9</b>	<b>47-1</b>	<b>97</b>	<b>42</b>	<b>1</b>	<b>32</b>	<b>203</b>	<b>4.2</b>

4

# JOHNI BROOME

F/C | 6-10 | 240 | Jr.  
Plant City, Fla.  
(Morehead State)



## SEASON SUPERLATIVES

**Points:** 30 vs. Virginia Tech (11/29/23)  
**Field Goals Made:** 11 vs. Virginia Tech (11/29/23)  
**Field Goals Attempted:** 19 vs. Virginia Tech (11/29/23)  
**3-Point Field Goals Made:** 3 vs. Penn (1/2/24)  
**3-Point Field Goals Attempted:** 4 vs. Penn (1/2/24)  
**Free Throws Made:** 8 vs. Texas A&M (1/9/24), vs. Virginia Tech (11/29/23)  
**Free Throws Attempted:** 13 vs. Virginia Tech (11/29/23)  
**Rebounds:** 13 (three times)  
**Assists:** 4 vs. Notre Dame (11/16/23)  
**Blocks:** 4 (three times)  
**Steals:** 3 vs. LSU (1/13/24), vs. Alabama State (12/22/23)  
**Minutes Played:** 28 vs. Texas A&M (1/9/24), vs. Penn (1/2/24)  
**Double-Figure Games:** 14  
**30-Point Games:** 1  
**20-Point Games:** 2  
**10-Rebound Games:** 6  
**Double-Doubles:** 7  
**Dunks:** 14

## CAREER SUPERLATIVES

**Points:** 32 vs. Murray State (3/5/22)  
**Field Goals Made:** 13 vs. Murray State (3/5/22)  
**Field Goals Attempted:** 21 at Xavier (12/15/21)  
**3-Point Field Goals Made:** 3 vs. Penn (1/2/24)  
**3-Point Field Goals Attempted:** 5 at Georgia (1/4/23)  
**Free Throws Made:** 9 vs. Presbyterian (12/6/21)  
**Free Throws Attempted:** 16 vs. Houston (3/18/23)  
**Rebounds:** 18 vs. Georgia (2/1/23), vs. Belmont (1/20/22)  
**Assists:** 5 (three times)  
**Blocks:** 12 vs. UT Martin (2/16/22)  
**Steals:** 4 vs. Colgate (12/2/22)  
**Minutes Played:** 37 at Murray State (1/29/22)  
**Double-Figure Games:** 97  
**30-Point Games:** 2  
**20-Point Games:** 24  
**10-Rebound Games:** 52  
**Double-Doubles:** 52  
**Dunks:** 83

## CAREER HONORS

- 2023 Legends Classic MVP and All-Tournament Team
- 2023-24 Naismith Trophy Player of the Year Watch List
- 2023-24 Preseason All-SEC First Team (Coaches and Media)
- 2023-24 Kareem Abdul-Jabbar Center of the Year Award Watch List
- 2022-23 All-SEC Second Team
- 2022-23 USBWA All-District IV Team
- 2022 Cancun Challenge All-Tournament Team (Riviera Division)
- 2022-23 First-Year SEC Academic Honor Roll
- 2023 NABC Honors Court
- Two-Time NABC All-District 18 First Team (2020-21 and 2021-22)
- 2021-22 Ohio Valley Conference Defensive Player of the Year
- 2020-21 OVC Freshman of the Year
- Two-Time All-OVC First Team (2020-21 and 2021-22)
- Two-Time OVC All-Tournament Team (2020-21 and 2021-22)

## 2023-24 GAME-BY-GAME STATISTICS

Opponent	GS	Min.	FG-A	3FG-A	FT-A	O-D-T	PF	A	TO	BLK	STL	PTS
vs. Baylor	*	25	4-10	2-3	6-10	5-6-11	6	2	1	1	0	16
SE Louisiana	*	24	7-12	1-1	3-3	2-9-11	4	2	2	2	1	18
vs. Notre Dame	*	19	7-11	1-2	0-1	2-4-6	4	4	3	1	0	15
vs. St. Bonaventure*	21	7-11	0-2	4-11	1-4-5	3	1	2	0	0	18	
Alabama A&M	21	3-7	0-2	4-6	2-3-5	2	2	2	0	1	10	
Virginia Tech	*	26	11-19	0-2	8-13	7-6-13	1	0	2	3	1	30
at App State	*	27	10-16	0-3	1-7	4-9-13	2	1	2	2	0	21
vs. Indiana	*	21	1-6	0-1	0-0	2-5-7	4	3	1	2	2	2
vs. UNC Asheville*	20	2-3	0-1	2-3	2-4-5	1	3	0	1	1	1	6
USC	*	23	4-14	0-2	3-3	1-2-3	0	0	0	4	0	11
Alabama State	*	23	5-9	0-2	6-9	3-10-13	2	1	4	3	3	16
Chattanooga	*	20	9-12	0-1	0-1	2-6-8	2	0	1	4	0	18
Penn	*	28	9-10	3-4	3-4	1-11-12	1	2	2	3	1	24
at Arkansas	*	25	7-13	0-2	0-0	3-5-8	1	3	2	2	2	14
Texas A&M	*	28	1-4	0-0	8-10	1-6-7	1	2	2	4	0	10
LSU	*	22	6-12	1-1	5-6	2-5-7	4	1	0	0	3	18
at Vanderbilt												
Ole Miss												
at Alabama												
at Mississippi St.												
Vanderbilt												
at Ole Miss												
Alabama												
at Florida												
South Carolina												
Kentucky												
at Georgia												
at Tennessee												
Mississippi State												
at Missouri												
Georgia												

## BROOME'S CAREER STATISTICS

SEASON	TEAM	GP-GS	MIN/AVG	Field Goals		3-Point		F-Throws		Rebounds				Scoring						
				FG-FGA	FG%	3FG-3FGA	3FG%	FT-FTA	FT%	OFF	DEF	TOT	AVG	PF-FO	A	TO	BLK	STL	PTS	AVG
2020-21	More	30-27	776/25.9	172-302	.570	0-0	.000	68-110	.618	91	179	270	9.0	61-0	20	57	56	18	412	13.7
2021-22	More	34-34	961/28.3	244-440	.555	0-5	.000	84-132	.636	112	246	358	10.5	84-1	41	81	131	24	572	16.8
2022-23	AUB	33-33	875/26.5	194-368	.527	9-31	.290	70-125	.560	96	181	277	8.4	99-4	44	57	78	29	467	14.2
2023-24	AUB	16-15	375/23.4	93-169	.550	8-29	.276	53-87	.609	40	95	135	8.4	38-1	27	26	32	15	247	15.4
<b>TOTAL FOR AUB</b>		<b>49-48</b>	<b>1249/25.5</b>	<b>287-537</b>	<b>.534</b>	<b>17-60</b>	<b>.283</b>	<b>123-212</b>	<b>.580</b>	<b>136</b>	<b>276</b>	<b>412</b>	<b>8.4</b>	<b>137-5</b>	<b>71</b>	<b>83</b>	<b>110</b>	<b>44</b>	<b>714</b>	<b>14.6</b>
<b>TOTAL</b>		<b>113-109</b>	<b>2986/26.4</b>	<b>703-1279</b>	<b>.550</b>	<b>17-65</b>	<b>.262</b>	<b>275-454</b>	<b>.606</b>	<b>339</b>	<b>701</b>	<b>1040</b>	<b>9.2</b>	<b>282-6</b>	<b>132</b>	<b>221</b>	<b>297</b>	<b>86</b>	<b>1698</b>	<b>15.0</b>

5

**CHRIS MOORE**  
 F | 6-6 | 220 | Sr.  
 West Memphis, Ark.  
 (West Memphis HS)



**SEASON SUPERLATIVES**

**Points:** 10 vs. Notre Dame (11/16/23)  
**Field Goals Made:** 3 vs. UNC Asheville (12/13/23), vs. Notre Dame (11/16/23)  
**Field Goals Attempted:** 4 (three times)  
**3-Point Field Goals Made:** 1 vs. Notre Dame (11/16/23)  
**3-Point Field Goals Attempted:** 1 (10 times)  
**Free Throws Made:** 4 vs. Alabama State (12/22/23)  
**Free Throws Attempted:** 4 (three times)  
**Rebounds:** 5 vs. Alabama A&M (11/21/23)  
**Assists:** 5 vs. Chattanooga (12/30/23)  
**Blocks:** 2 vs. Baylor (11/7/23)  
**Steals:** 2 vs. Penn (1/2/24), vs. UNC Asheville (12/13/23)  
**Minutes Played:** 23 vs. Alabama A&M (11/21/23), vs. Baylor (11/7/23)  
**Double-Figure Games:** 1  
**20-Point Games:** None  
**10-Rebound Games:** None  
**5-Steal Games:** None  
**Double-Doubles:** None  
**Dunks:** 2

**CAREER SUPERLATIVES**

**Points:** 16 vs. ULM (11/12/21)  
**Field Goals Made:** 5 at Washington (12/21/22), vs. ULM (11/12/21)  
**Field Goals Attempted:** 9 vs. ULM (11/12/21)  
**3-Point Field Goals Made:** 3 vs. Texas Southern (11/18/22), vs. Missouri (1/26/21)  
**3-Point Field Goals Attempted:** 4 vs. Georgia (2/1/23), vs. Texas Southern (11/18/22)  
**Free Throws Made:** 6 vs. ULM (11/12/21)  
**Free Throws Attempted:** 6 at USC (12/18/22), vs. ULM (11/12/21)  
**Rebounds:** 7 vs. Texas Southern (11/18/22)  
**Assists:** 5 vs. Chattanooga (12/30/23)  
**Blocks:** 2 vs. Baylor (11/7/23), vs. Yale (12/4/21)  
**Steals:** 3 vs. Florida (12/28/22), vs. Troy (12/19/20)  
**Minutes Played:** 25 at Alabama (3/1/23), vs. Florida (12/28/22)  
**Double-Figure Games:** 6  
**20-Point Games:** None  
**10-Rebound Games:** None  
**Double-Doubles:** None  
**Dunks:** 10

**2023-24 GAME-BY-GAME STATISTICS**

Opponent	GS	Min.	FG-A	3FG-A	FT-A	O-D-T	PF	A	TO	BLK	STL	PTS
vs. Baylor	*	23	2-4	0-0	0-0	0-2-2	4	1	0	2	0	4
SE Louisiana	*	12	1-2	0-1	0-0	1-1-2	0	1	1	1	0	2
vs. Notre Dame	*	22	3-4	1-1	3-4	3-1-4	0	2	0	0	0	10
vs. St. Bonaventure*	20	1-3	0-1	1-1	1-2-3	0	2	2	0	0	3	
Alabama A&M	*	23	0-1	0-1	0-0	1-4-5	2	2	0	1	0	0
Virginia Tech	*	20	0-2	0-1	0-2	1-0-1	2	0	1	1	0	0
at App State	*	13	0-0	0-0	2-2	2-0-2	1	1	2	0	0	2
vs. Indiana	*	11	1-3	0-1	0-0	0-2-2	1	0	0	0	0	2
vs. UNC Asheville	*	10	3-4	0-1	0-0	0-0-0	0	0	0	0	2	6
USC	*	10	0-2	0-1	3-4	1-1-2	4	1	1	1	0	3
Alabama State	*	14	1-2	0-1	4-4	0-0-0	0	0	0	0	0	6
Chattanooga	*	18	2-2	0-0	2-2	1-0-1	2	5	1	0	0	6
Penn	*	14	1-2	0-1	0-0	0-0-0	1	0	1	0	2	2
at Arkansas	*	14	0-1	0-0	0-0	1-0-1	0	0	2	0	1	0
Texas A&M	*	11	0-2	0-1	0-0	0-0-0	0	0	0	0	0	0
LSU	*	8	0-1	0-1	0-0	0-0-0	1	1	0	1	0	0
at Vanderbilt												
Ole Miss												
at Alabama												
at Mississippi St.												
Vanderbilt												
at Ole Miss												
Alabama												
at Florida												
South Carolina												
Kentucky												
at Georgia												
at Tennessee												
Mississippi State												
at Missouri												
Georgia												

**MOORE'S CAREER STATISTICS**

SEASON	TEAM	GP-GS	MIN/AVG	Field Goals		3-Point		F-Throws		Rebounds				Scoring						
				FG-FGA	FG%	3FG-3FGA	3FG%	FT-FTA	FT%	OFF	DEF	TOT	AVG	PF-FO	A	TO	BLK	STL	PTS	AVG
2020-21	AUB	25-0	281/11.3	27-48	.563	6-15	.400	11-19	.579	28	23	51	2.0	28-0	12	18	6	8	71	2.8
2021-22	AUB	25-0	185/7.4	16-37	.432	0-5	.000	10-15	.667	20	15	35	1.4	19-0	6	15	4	8	42	1.7
2022-23	AUB	31-16	448/14.5	37-75	.493	9-22	.409	25-35	.714	36	30	66	2.1	47-0	19	21	9	15	108	3.5
2023-24	AUB	16-16	247/15.5	15-35	.429	1-12	.083	15-19	.789	12	13	25	1.6	18-0	16	11	7	5	46	2.9
<b>TOTAL</b>		<b>97-32</b>	<b>1163/12.0</b>	<b>95-195</b>	<b>.487</b>	<b>16-54</b>	<b>.296</b>	<b>61-88</b>	<b>.693</b>	<b>96</b>	<b>81</b>	<b>177</b>	<b>1.8</b>	<b>112-0</b>	<b>53</b>	<b>65</b>	<b>26</b>	<b>36</b>	<b>267</b>	<b>2.8</b>

# 10

## CHAD BAKER-MAZARA

G/F | 6-7 | 180 | Jr.

Santo Domingo, Dominican Republic  
(NW Florida State College)



### SEASON SUPERLATIVES

- Points:** 19 vs. LSU (1/13/24)
- Field Goals Made:** 5 (four times)
- Field Goals Attempted:** 10 (three times)
- 3-Point Field Goals Made:** 3 vs. LSU (1/13/24), vs. UNC Asheville (12/13/23)
- 3-Point Field Goals Attempted:** 5 at Appalachian State (12/3/23)
- Free Throws Made:** 6 vs. LSU (1/13/24)
- Free Throws Attempted:** 6 (four times)
- Rebounds:** 7 vs. UNC Asheville (12/13/23)
- Assists:** 6 vs. Alabama A&M (11/21/23)
- Blocks:** 2 vs. Texas A&M (1/9/24)
- Steals:** 5 vs. LSU (1/13/24)
- Minutes Played:** 28 vs. LSU (1/13/24)
- Double-Figure Games:** 8
- 20-Point Games:** None
- 10-Rebound Games:** None
- 5-Steal Games:** 1
- Double-Doubles:** None
- Dunks:** 5

### CAREER SUPERLATIVES

- Points:** 23 at Fordham (1/27/21)
- Field Goals Made:** 8 at Fordham (1/27/21)
- Field Goals Attempted:** 15 at Fordham (1/27/21)
- 3-Point Field Goals Made:** 7 at Fordham (1/27/21)
- 3-Point Field Goals Attempted:** 11 at Fordham (1/27/21)
- Free Throws Made:** 8 vs. Rhode Island (2/27/21)
- Free Throws Attempted:** 9 vs. Rhode Island (2/27/21)
- Rebounds:** 7 vs. UNC Asheville (12/13/23)
- Assists:** 6 vs. Alabama A&M (11/21/23)
- Blocks:** 3 vs. Rhode Island (2/27/21)
- Steals:** 5 vs. LSU (1/13/24)
- Minutes Played:** 34 vs. Rhode Island (1/20/21)
- Double-Figure Games:** 21
- 20-Point Games:** 3
- 10-Rebound Games:** None
- 5-Steal Games:** 1
- Double-Doubles:** None
- Dunks:** 18

### CAREER HONORS

- 2023 NJCAA Region 8 Most Outstanding Player
- 2023 NJCAA Region 8 All-Tournament Team
- 2023 All-Panhandle Conference First Team
- 2021-22 Mountain West Conference Sixth Man of the Year

### 2023-24 GAME-BY-GAME STATISTICS

Opponent	GS	Min.	FG-A	3FG-A	FT-A	O-D-T	PF	A	TO	BLK	STL	PTS
vs. Baylor	12	2-4	0-0	3-3	2-0-2	4	0	1	0	2	7	
SE Louisiana	23	3-6	1-3	5-6	0-6-6	3	1	0	0	1	12	
vs. Notre Dame	18	2-3	0-1	2-3	0-2-2	0	1	1	1	1	6	
vs. St. Bonaventure	20	2-4	1-2	0-0	2-1-3	3	2	0	1	0	5	
Alabama A&M	20	1-4	1-3	3-4	1-3-4	2	6	1	0	1	6	
Virginia Tech	23	5-10	0-3	5-5	2-2-4	3	3	0	1	2	15	
at App State	18	2-9	1-5	2-2	1-3-4	3	3	1	0	0	7	
vs. Indiana	22	4-8	1-2	2-2	1-0-1	1	4	0	0	1	11	
vs. UNC Asheville	19	3-6	3-3	2-2	1-6-7	0	1	1	1	0	11	
USC	22	1-3	0-1	5-6	1-3-4	1	0	0	0	1	7	
Alabama State	18	1-5	0-2	1-1	1-2-3	1	3	1	1	0	3	
Chattanooga	15	4-7	3-5	2-2	0-1-1	2	2	1	0	1	13	
Penn	19	5-10	1-3	5-6	1-0-1	2	0	0	1	0	16	
at Arkansas	21	5-9	2-3	4-4	1-3-4	2	3	0	0	0	16	
Texas A&M	27	1-6	0-3	0-1	2-2-4	4	1	3	2	2	2	
LSU	28	5-10	3-4	6-6	0-2-2	3	3	1	1	5	19	
at Vanderbilt												
Ole Miss												
at Alabama												
at Mississippi St.												
Vanderbilt												
at Ole Miss												
Alabama												
at Florida												
South Carolina												
Kentucky												
at Georgia												
at Tennessee												
Mississippi State												
at Missouri												
Georgia												


### BAKER-MAZARA'S CAREER STATISTICS

SEASON	TEAM	GP-GS	MIN/AVG	Field Goals		3-Point		F-Throws		Rebounds				Scoring						
				FG-FGA	FG%	3FG-3FGA	3FG%	FT-FTA	FT%	OFF	DEF	TOT	AVG	PF-FO	A	TO	BLK	STL	PTS	AVG
2020-21	DU	15-13	364/24.3	46-105	.438	25-60	.417	26-32	.813	10	33	43	2.9	45-4	17	13	13	15	143	9.5
2021-22	SDSU	31-0	399/12.9	66-157	.420	22-56	.393	44-49	.898	9	54	63	2.0	45-0	18	23	14	21	198	6.4
2023-24	AUB	16-0	329/20.6	46-104	.442	17-43	.395	47-53	.887	16	36	52	3.3	34-0	33	11	8	18	156	9.8
<b>TOTAL FOR AUB</b>		<b>16-0</b>	<b>329/20.6</b>	<b>46-104</b>	<b>.442</b>	<b>17-43</b>	<b>.395</b>	<b>47-53</b>	<b>.887</b>	<b>16</b>	<b>36</b>	<b>52</b>	<b>3.3</b>	<b>34-0</b>	<b>33</b>	<b>11</b>	<b>8</b>	<b>18</b>	<b>156</b>	<b>9.8</b>
<b>TOTAL</b>		<b>62-13</b>	<b>1093/17.6</b>	<b>158-366</b>	<b>.432</b>	<b>64-159</b>	<b>.403</b>	<b>117-134</b>	<b>.873</b>	<b>35</b>	<b>123</b>	<b>158</b>	<b>2.5</b>	<b>124-4</b>	<b>68</b>	<b>47</b>	<b>35</b>	<b>54</b>	<b>497</b>	<b>8.0</b>

# 12

## DENVER JONES

G | 6-4 | 205 | Jr.  
New Market, Ala.  
(FIU)



### SEASON SUPERLATIVES

**Points:** 13 vs. Baylor (11/7/23)  
**Field Goals Made:** 4 (three times)  
**Field Goals Attempted:** 10 vs. Baylor (11/7/23)  
**3-Point FG Made:** 3 vs. St. Bonaventure (11/17/23), vs. Baylor (11/7/23)  
**3-Point Field Goals Attempted:** 7 vs. Penn (1/2/24)  
**Free Throws Made:** 6 vs. USC (12/17/23), vs. Virginia Tech (11/29/23)  
**Free Throws Att.:** 6 vs. USC (12/17/23), vs. Virginia Tech (11/29/23)  
**Rebounds:** 5 vs. UNC Asheville (12/13/23), vs. Virginia Tech (11/29/23)  
**Assists:** 4 at Appalachian State (12/3/23), vs. SE Louisiana (11/10/23)  
**Blocks:** 1 at Arkansas (1/6/24)  
**Steals:** 2 vs. Texas A&M (1/9/24)  
**Minutes Played:** 24 vs. Virginia Tech (11/29/23), vs. Baylor (11/7/23)  
**Double-Figure Games:** 5  
**20-Point Games:** None  
**10-Rebound Games:** None  
**5-Steal Games:** None  
**Double-Doubles:** None  
**Dunks:** 1

### CAREER SUPERLATIVES

**Points:** 30 at Rice (3/4/23)  
**Field Goals Made:** 10 (three times)  
**Field Goals Attempted:** 23 vs. Louisiana Tech (3/8/23)  
**3-Point Field Goals Made:** 7 vs. Southern Miss (2/3/22)  
**3-Point Field Goals Attempted:** 11 at UTSA (1/21/23)  
**Free Throws Made:** 11 vs. UAB (1/7/23)  
**Free Throws Attempted:** 12 vs. Rice (2/19/22)  
**Rebounds:** 13 at Eastern Michigan (12/11/21)  
**Assists:** 6 (three times)  
**Blocks:** 1 (four times)  
**Steals:** 4 (six times)  
**Minutes Played:** 47 at Eastern Michigan (12/11/21)  
**Double-Figure Games:** 51  
**30-Point Games:** 1  
**20-Point Games:** 19  
**10-Rebound Games:** 1  
**Double-Doubles:** 1  
**Dunks:** 10

### CAREER HONORS

- 2022-23 All-Conference USA First Team
- Conference USA Freshman of the Week (Dec. 13, 2021)
- 2020-21 Jayhawk Conference Freshman of the Year
- 2020-21 NJCAA All-Region 6 Second Team
- 2020-21 All-Jayhawk Conference First Team

### 2023-24 GAME-BY-GAME STATISTICS

Opponent	GS	Min.	FG-A	3FG-A	FT-A	O-D-T	PF	A	TO	BLK	STL	PTS
vs. Baylor	*	24	4-10	3-5	2-2	0-1-1	2	2	2	0	1	13
SE Louisiana	*	22	2-5	1-3	3-4	0-2-2	1	4	2	0	0	8
vs. Notre Dame	*	18	1-5	0-2	0-0	0-2-2	0	1	1	0	1	2
vs. St. Bonaventure*		21	3-4	3-3	3-4	1-1-2	0	3	0	0	0	12
Alabama A&M		17	3-6	1-4	1-1	0-2-2	2	0	1	0	1	8
Virginia Tech	*	24	1-4	0-2	6-6	1-4-5	0	1	0	0	1	8
at App State	*	17	0-5	0-3	0-0	1-3-4	0	4	0	0	0	0
vs. Indiana	*	18	3-6	2-4	4-4	0-1-1	0	2	1	0	0	12
vs. UNC Asheville	*	23	4-8	1-4	0-0	0-5-5	2	1	2	0	0	9
USC	*	23	2-4	2-2	6-6	1-2-3	3	1	1	0	1	12
Alabama State	*	23	1-5	0-2	1-1	1-1-2	1	0	2	0	1	3
Chattanooga	*	19	2-5	1-4	0-0	1-2-3	0	2	2	0	1	5
Penn	*	16	4-9	2-7	2-2	1-0-1	1	1	0	0	0	12
at Arkansas	*	19	2-5	1-1	2-3	0-0-0	0	1	0	1	1	7
Texas A&M	*	19	0-4	0-3	2-2	0-0-0	2	1	0	0	2	2
LSU	*	19	2-5	0-1	0-0	0-1-1	0	2	0	0	1	4
at Vanderbilt												
Ole Miss												
at Alabama												
at Mississippi St.												
Vanderbilt												
at Ole Miss												
Alabama												
at Florida												
South Carolina												
Kentucky												
at Georgia												
at Tennessee												
Mississippi State												
at Missouri												
Georgia												

### JONES' CAREER STATISTICS

SEASON	TEAM	GP-GS		Field Goals			3-Point		F-Throws		Rebounds				Scoring											
		GP	GS	FG	FGA	FG%	3FG	3FGA	3FG%	FT	FTA	FT%	OFF	DEF	TOT	AVG	PF	FO	A	TO	BLK	STL	PTS	AVG		
2021-22	FIU	31	7	832	26.8	114	294	.388	49	142	.345	112	125	.896	22	93	115	3.7	45	0	71	52	2	28	389	12.5
2022-23	FIU	28	28	935	33.4	187	391	.478	59	159	.371	131	155	.845	25	82	107	3.8	45	1	56	90	1	49	564	20.1
2023-24	AUB	16	15	325	20.3	34	90	.378	17	50	.340	32	35	.914	7	27	34	2.1	14	0	26	14	1	11	117	7.3
<b>TOTAL FOR AUB</b>		<b>16-15</b>	<b>325/20.3</b>	<b>34-90</b>	<b>.378</b>	<b>17-50</b>	<b>.340</b>	<b>32-35</b>	<b>.914</b>	<b>7</b>	<b>27</b>	<b>34</b>	<b>2.1</b>	<b>14-0</b>	<b>26</b>	<b>14</b>	<b>1</b>	<b>11</b>	<b>117</b>	<b>7.3</b>						
<b>TOTAL</b>		<b>75-50</b>	<b>2092/27.9</b>	<b>335-775</b>	<b>.432</b>	<b>125-351</b>	<b>.356</b>	<b>275-315</b>	<b>.873</b>	<b>54</b>	<b>202</b>	<b>256</b>	<b>3.4</b>	<b>104-1</b>	<b>153</b>	<b>156</b>	<b>4</b>	<b>88</b>	<b>1070</b>	<b>14.3</b>						

# 20

## CARTER SOBERA

G | 6-5 | 210 | Sr.  
Birmingham, Ala.  
Mountain Brook HS



### SEASON SUPERLATIVES

**Points:** None  
**Field Goals Made:** None  
**Field Goals Attempted:** 1 vs. Alabama State (12/22/23)  
**3-Point Field Goals Made:** None  
**3-Point Field Goals Attempted:** None  
**Free Throws Made:** None  
**Free Throws Attempted:** None  
**Rebounds:** 1 vs. Alabama A&M (11/21/23)  
**Assists:** None  
**Blocks:** None  
**Steals:** None  
**Minutes Played:** 2 (three times)  
**Double-Figure Games:** None  
**20-Point Games:** None  
**10-Rebound Games:** None  
**5-Steal Games:** None  
**Double-Doubles:** None  
**Dunks:** None

### CAREER SUPERLATIVES

**Points:** 3 vs. Alabama (2/1/22)  
**Field Goals Made:** 1 vs. Alabama (2/1/22)  
**Field Goals Attempted:** 1 vs. Alabama State (12/22/23), vs. Alabama (2/1/22)  
**3-Point Field Goals Made:** None  
**3-Point Field Goals Attempted:** None  
**Free Throws Made:** 1 vs. Alabama (2/1/22)  
**Free Throws Attempted:** 2 vs. Yale (12/4/21)  
**Rebounds:** 2 vs. Yale (12/4/21)  
**Assists:** None  
**Blocks:** None  
**Steals:** 1 vs. Yale (12/4/21)  
**Minutes Played:** 2 (four times)  
**20-Point Games:** None  
**10-Rebound Games:** None  
**Double-Doubles:** None  
**Dunks:** None

### CAREER HONORS

- 2023 NABC Honors Court
- Two-Time SEC Academic Honor Roll (2021-22 and 2022-23)

### 2023-24 GAME-BY-GAME STATISTICS

Opponent	GS	Min.	FG-A	3FG-A	FT-A	O-D-T	PF	A	TO	BLK	STL	PTS
vs. Baylor	DNP											
SE Louisiana	DNP											
vs. Notre Dame	1	0-0	0-0	0-0	0-0-0	0	0	0	0	0	0	0
vs. St. Bonaventure	DNP											
Alabama A&M	2	0-0	0-0	0-0	0-1-1	0	0	0	0	0	0	0
Virginia Tech	1	0-0	0-0	0-0	0-0-0	0	0	0	0	0	0	0
at App State	DNP											
vs. Indiana	2	0-0	0-0	0-0	0-0-0	0	0	0	0	0	0	0
vs. UNC Asheville	1	0-0	0-0	0-0	0-0-0	0	0	0	0	0	0	0
USC	DNP											
Alabama State	1	0-1	0-0	0-0	0-0-0	0	0	0	0	0	0	0
Chattanooga	2	0-0	0-0	0-0	0-0-0	0	0	0	0	0	0	0
Penn	1	0-0	0-0	0-0	0-0-0	0	0	0	0	0	0	0
at Arkansas	DNP											
Texas A&M	DNP											
LSU	DNP											
at Vanderbilt												
Ole Miss												
at Alabama												
at Mississippi St.												
Vanderbilt												
at Ole Miss												
Alabama												
at Florida												
South Carolina												
Kentucky												
at Georgia												
at Tennessee												
Mississippi State												
at Missouri												
Georgia												

### SOBERA'S CAREER STATISTICS

SEASON	TEAM	GP-GS	MIN/AVG	Field Goals		3-Point		F-Throws		Rebounds				Scoring						
				FG-FGA	FG%	3FG-3FGA	3FG%	FT-FTA	FT%	OFF	DEF	TOT	AVG	PF	FO	A	TO	BLK	STL	PTS
2021-22	AUB	4-0	6/1.6	1-1	1.000	0-0	.000	1-3	.333	0	4	4	1.0	1-0	0	1	0	1	3	0.8
2022-23	AUB	3-0	2/0.6	0-0	.000	0-0	.000	0-0	.000	0	0	0	0.0	0-0	0	0	0	0	0	0.0
2023-24	AUB	8-0	11/1.4	0-1	.000	0-0	.000	0-0	.000	0	1	1	0.1	0-0	0	0	0	0	0	0.0
<b>TOTAL</b>		<b>15-0</b>	<b>19/1.3</b>	<b>1-2</b>	<b>.500</b>	<b>0-0</b>	<b>.000</b>	<b>1-3</b>	<b>.333</b>	<b>0</b>	<b>5</b>	<b>5</b>	<b>0.3</b>	<b>1-0</b>	<b>0</b>	<b>1</b>	<b>0</b>	<b>1</b>	<b>3</b>	<b>0.2</b>

# 23

## ADDARIN SCOTT

F | 6-9 | 207 | Jr.  
Dallas, Texas  
(Navarro College)



### SEASON SUPERLATIVES

**Points:** 2 vs. Alabama A&M (11/21/23)  
**Field Goals Made:** None  
**Field Goals Attempted:** None  
**3-Point Field Goals Made:** None  
**3-Point Field Goals Attempted:** None  
**Free Throws Made:** 2 vs. Alabama A&M (11/21/23)  
**Free Throws Attempted:** 2 vs. Alabama A&M (11/21/23)  
**Rebounds:** 2 vs. Chattanooga (12/30/23)  
**Assists:** 1 at Arkansas (1/6/24)  
**Blocks:** None  
**Steals:** None  
**Minutes Played:** 2 (four times)  
**Double-Figure Games:** None  
**20-Point Games:** None  
**10-Rebound Games:** None  
**5-Steal Games:** None  
**Double-Doubles:** None  
**Dunks:** None

### CAREER SUPERLATIVES

**Points:** 2 vs. Alabama A&M (11/21/23)  
**Field Goals Made:** None  
**Field Goals Attempted:** None  
**3-Point Field Goals Made:** None  
**3-Point Field Goals Attempted:** None  
**Free Throws Made:** 2 vs. Alabama A&M (11/21/23)  
**Free Throws Attempted:** 2 vs. Alabama A&M (11/21/23)  
**Rebounds:** 2 vs. Chattanooga (12/30/23)  
**Assists:** 1 at Arkansas (1/6/24)  
**Blocks:** None  
**Steals:** None  
**Minutes Played:** 2 (four times)  
**Double-Figure Games:** None  
**20-Point Games:** None  
**10-Rebound Games:** None  
**5-Steal Games:** None  
**Double-Doubles:** None  
**Dunks:** None

### 2023-24 GAME-BY-GAME STATISTICS

Opponent	GS	Min.	FG-A	3FG-A	FT-A	O-D-T	PF	A	TO	BLK	STL	PTS
vs. Baylor		DNP										
SE Louisiana		DNP										
vs. Notre Dame	1		0-0	0-0	0-0	0-0-0	0	0	0	0	0	0
vs. St. Bonaventure		DNP										
Alabama A&M	2		0-0	0-0	2-2	2-0-2	1	0	1	0	0	2
Virginia Tech	1		0-0	0-0	0-0	0-0-0	0	0	0	0	0	0
at App State		DNP										
vs. Indiana	2		0-0	0-0	0-0	0-0-0	0	0	0	0	0	0
vs. UNC Asheville	1		0-0	0-0	0-0	0-0-0	0	0	0	0	0	0
USC		DNP										
Alabama State	1		0-0	0-0	0-0	0-0-0	0	0	0	0	0	0
Chattanooga	2		0-0	0-0	0-0	0-2-2	0	0	0	0	0	0
Penn	1		0-0	0-0	0-0	0-0-0	0	0	0	0	0	0
at Arkansas	2		0-0	0-0	0-0	0-1-1	0	1	0	0	0	0
Texas A&M		DNP										
LSU		DNP										
at Vanderbilt												
Ole Miss												
at Alabama												
at Mississippi St.												
Vanderbilt												
at Ole Miss												
Alabama												
at Florida												
South Carolina												
Kentucky												
at Georgia												
at Tennessee												
Mississippi State												
at Missouri												
Georgia												

### SCOTT'S CAREER STATISTICS

		Field Goals		3-Point		F-Throws		Rebounds				Scoring								
SEASON	TEAM	GP-GS	MIN/AVG	FG-FGA	FG%	3FG-3FGA	3FG%	FT-FTA	FT%	OFF	DEF	TOT	AVG	PF-FO	A	TO	BLK	STL	PTS	AVG
2023-24	AUB	7-0	10/1.4	0-3	.000	0-0	.000	7-11	.636	0	0	0	0.0	0-0	0	0	0	1	7	1.0
<b>TOTAL</b>		<b>7-0</b>	<b>10/1.4</b>	<b>0-3</b>	<b>.000</b>	<b>0-0</b>	<b>.000</b>	<b>7-11</b>	<b>.636</b>	<b>0</b>	<b>0</b>	<b>0</b>	<b>0.0</b>	<b>0-0</b>	<b>0</b>	<b>0</b>	<b>0</b>	<b>1</b>	<b>7</b>	<b>1.0</b>



# 24

## LIOR BERMAN

G | 6-4 | 210 | Gr.  
Birmingham, Ala.  
(Mountain Brook HS)



### SEASON SUPERLATIVES

**Points:** 5 vs. UNC Asheville (12/13/23)  
**Field Goals Made:** 1 (four times)  
**Field Goals Attempted:** 4 vs. Chattanooga (12/30/23)  
**3-Point Field Goals Made:**  
 1 vs. UNC Asheville (12/13/23), vs. Indiana (12/9/23)  
**3-Point Field Goals Attempted:**  
 2 vs. UNC Asheville (12/13/23), vs. Indiana (12/9/23)  
**Free Throws Made:** 2 vs. Alabama State (12/22/23)  
**Free Throws Attempted:** 2 (four times)  
**Rebounds:** 3 (three times)  
**Assists:** 1 (three times)  
**Blocks:** 1 vs. Alabama A&M (11/21/23)  
**Steals:** None  
**Minutes Played:** 14 at Appalachian State (12/3/23)  
**Double-Figure Games:** None  
**20-Point Games:** None  
**10-Rebound Games:** None  
**5-Steal Games:** None  
**Double-Doubles:** None  
**Dunks:** None

### CAREER SUPERLATIVES

**Points:** 8 (four times)  
**Field Goals Made:** 3 (four times)  
**Field Goals Attempted:** 6 vs. Nebraska (12/11/21)  
**3-Point Field Goals Made:** 2 (six times)  
**3-Point Field Goals Attempted:** 4 (three times)  
**Free Throws Made:** 2 vs. Alabama State (12/22/23)  
**Free Throws Attempted:** 2 (five times)  
**Rebounds:** 4 vs. Texas A&M (1/25/23), vs. North Alabama (12/14/21)  
**Assists:** 1 (12 times)  
**Blocks:** 1 vs. Alabama A&M (11/21/23), vs. North Alabama (12/14/21)  
**Steals:** 1 (13 times)  
**Minutes Played:** 19 vs. Nebraska (12/11/21)  
**Double-Figure Games:** None  
**20-Point Games:** None  
**10-Rebound Games:** None  
**Double-Doubles:** None  
**Dunks:** 1

### CAREER HONORS

- Three-Time SEC Academic Honor Roll (2020-21, 2021-22 and 2022-23)
- 2022 CSC Academic All-District Team
- Three-Time NABC Honors Court (2021, 2022 and 2023)
- 2019-20 First-Year SEC Academic Honor Roll

### 2023-24 GAME-BY-GAME STATISTICS

Opponent	GS	Min.	FG-A	3FG-A	FT-A	O-D-T	PF	A	TO	BLK	STL	PTS
vs. Baylor	4	0-0	0-0	0-0	0-0	0-0-0	1	0	0	0	0	0
SE Louisiana	2	0-1	0-1	0-0	0-0-0	0	0	0	0	0	0	0
vs. Notre Dame	5	0-0	0-0	0-0	1-2-3	2	0	0	0	0	0	0
vs. St. Bonaventure	DNP											
Alabama A&M	6	0-0	0-0	0-2	0-1-1	0	0	0	1	0	0	0
Virginia Tech	5	0-0	0-0	0-0	0-1-1	0	0	0	0	0	0	0
at App State	14	1-2	0-1	0-0	3-0-3	0	0	0	0	0	0	2
vs. Indiana	8	1-3	1-2	0-0	0-1-1	1	1	0	0	0	0	3
vs. UNC Asheville	9	2-3	1-2	0-0	0-1-1	1	0	0	0	0	0	5
USC	7	1-1	0-0	1-2	1-0-1	2	1	0	0	0	0	3
Alabama State	7	0-0	0-0	2-2	1-1-2	0	0	1	0	0	0	2
Chattanooga	7	0-4	0-1	1-2	1-2-3	1	0	0	0	0	0	1
Penn	5	0-0	0-0	0-0	0-0-0	0	0	0	0	0	0	0
at Arkansas	6	1-2	0-1	0-0	0-1-1	1	1	0	0	0	0	2
Texas A&M	2	0-0	0-0	0-0	0-0-0	0	0	0	0	0	0	0
LSU	4	0-1	0-1	0-0	0-0-0	0	0	1	0	0	0	0
at Vanderbilt												
Ole Miss												
at Alabama												
at Mississippi St.												
Vanderbilt												
at Ole Miss												
Alabama												
at Florida												
South Carolina												
Kentucky												
at Georgia												
at Tennessee												
Mississippi State												
at Missouri												
Georgia												

### BERMAN'S CAREER STATISTICS

SEASON	TEAM	GP-GS	MIN/AVG	Field Goals		3-Point		F-Throws		Rebounds				Scoring							
				FG-FGA	FG%	3FG-3FGA	3FG%	FT-FTA	FT%	OFF	DEF	TOT	AVG	PF-FO	A	TO	BLK	STL	PTS	AVG	
2019-20	AUB	2-0	3/1.4	0-1	.000	0-0	.000	0-0	.000	0	0	0	0.0	0-0	0	0	0	0	0	0	0
2020-21	AUB	11-0	29/2.7	4-12	.333	4-11	.364	1-1	1.000	0	2	2	0.2	1-0	0	0	0	0	0	13	1.2
2021-22	AUB	20-0	166/8.3	16-40	.400	8-17	.471	0-1	.000	8	6	14	0.7	18-0	6	3	1	5	40	2.0	
2022-23	AUB	25-0	236/9.4	20-49	.408	11-31	.355	3-5	.600	12	17	29	1.2	31-0	3	8	0	8	54	2.2	
2023-24	AUB	15-0	95/6.3	6-17	.353	2-9	.222	4-8	.500	7	10	17	1.1	9-0	3	2	1	0	18	1.2	
<b>TOTAL</b>		<b>73-0</b>	<b>528/7.2</b>	<b>46-119</b>	<b>.387</b>	<b>25-68</b>	<b>.368</b>	<b>8-15</b>	<b>.533</b>	<b>27</b>	<b>35</b>	<b>62</b>	<b>0.8</b>	<b>59-0</b>	<b>12</b>	<b>13</b>	<b>2</b>	<b>13</b>	<b>125</b>	<b>1.7</b>	

# 31

## CHANEY JOHNSON

F | 6-7 | 220 | Jr.  
Alabaster, Ala.  
(UAH)



### SEASON SUPERLATIVES

**Points:** 15 vs. Alabama A&M (11/21/23)  
**Field Goals Made:** 6 vs. Alabama A&M (11/21/23)  
**Field Goals Attempted:** 11 vs. Southeastern Louisiana (11/10/23)  
**3-Point Field Goals Made:** 1 (four times)  
**3-Point Field Goals Attempted:** 3 vs. Southeastern Louisiana (11/10/23)  
**Free Throws Made:** 3 vs. Alabama A&M (11/21/23)  
**Free Throws Attempted:** 4 vs. Alabama State (12/22/23), vs. Alabama A&M (11/21/23)  
**Rebounds:** 11 vs. Southeastern Louisiana (11/10/23)  
**Assists:** 2 vs. Chattanooga (12/30/23), vs. UNC Asheville (12/13/23)  
**Blocks:** 2 vs. Virginia Tech (11/29/23)  
**Steals:** 3 vs. Chattanooga (12/30/23)  
**Minutes Played:** 20 vs. Chattanooga (12/30/23), vs. UNC Asheville (12/13/23)  
**Double-Figure Games:** 1  
**20-Point Games:** None  
**10-Rebound Games:** 1  
**5-Steal Games:** None  
**Double-Doubles:** None  
**Dunks:** 8

### CAREER SUPERLATIVES (DIVISION II and DIVISION I)

**Points:** 35 vs. Embry-Riddle (11/7/21)  
**Field Goals Made:** 13 vs. Embry-Riddle (11/7/21)  
**Field Goals Attempted:** 23 vs. Lee (2/12/22)  
**3-Point Field Goals Made:** 5 vs. Embry-Riddle (11/7/21)  
**3-Point Field Goals Attempted:** 6 vs. Embry-Riddle (11/7/21)  
**Free Throws Made:** 10 vs. Mississippi College (2/4/23)  
**Free Throws Attempted:** 14 vs. Mississippi College (2/4/23)  
**Rebounds:** 12 vs. Lee (12/2/22), vs. West Georgia (3/1/22)  
**Assists:** 6 vs. Montevallo (1/18/23)  
**Blocks:** 3 at Nova Southeastern (3/14/23), Christian Brothers (1/13/22)  
**Steals:** 4 vs. Union (3/6/22)  
**Minutes Played:** 38 at West Alabama (11/28/22)  
**Double-Figure Games:** 68  
**30-Point Games:** 1  
**20-Point Games:** 17  
**10-Rebound Games:** 7  
**Double-Doubles:** 5  
**Dunks:** 72

### CAREER HONORS

- 2023 Alabama Sports Writers Association Small College Athlete of the Year
- 2023 Gulf South Conference Player of the Year
- Two-Time NABC Division II All-District South Team (2022 and 2023)
- Two-Time All-Gulf South Conference First Team (2022 and 2023)
- Three-Time GSC Academic Honor Roll (2020-21, 2021-22, 2022-23)

### 2023-24 GAME-BY-GAME STATISTICS

Opponent	GS	Min.	FG-A	3FG-A	FT-A	O-D-T	PF	A	TO	BLK	STL	PTS
vs. Baylor	13	1-3	0-0	0-0	1-2-3	2	1	0	0	0	2	
SE Louisiana	18	2-11	0-3	0-0	7-4-11	1	1	3	1	1	4	
vs. Notre Dame	13	2-2	0-0	0-0	0-4-4	5	1	0	0	0	4	
vs. St. Bonaventure	19	0-3	0-2	0-0	0-5-5	2	0	2	0	2	0	
Alabama A&M	17	6-8	0-1	3-4	0-4-4	3	0	1	1	2	15	
Virginia Tech	18	1-4	1-1	0-0	1-2-3	3	1	2	2	0	3	
at App State	18	1-1	0-0	0-2	1-3-4	2	0	0	0	1	2	
vs. Indiana	7	0-0	0-0	0-0	0-0-0	4	0	0	0	0	0	
vs. UNC Asheville	20	3-5	0-1	2-2	2-2-4	4	2	0	1	0	8	
USC	14	1-3	0-1	1-1	1-2-3	2	0	1	0	1	3	
Alabama State	18	1-2	0-0	2-4	3-2-5	2	1	1	0	0	4	
Chattanooga	20	3-4	1-1	0-0	1-4-5	2	2	2	1	3	7	
Penn	14	0-2	0-1	0-0	1-0-1	0	0	1	0	0	0	
at Arkansas	15	2-5	1-1	0-0	0-3-3	3	0	0	0	0	5	
Texas A&M	5	0-3	0-1	0-0	1-1-2	3	0	2	0	0	0	
LSU	15	3-4	1-2	0-0	0-1-1	1	0	1	0	1	7	
at Vanderbilt												
Ole Miss												
at Alabama												
at Mississippi St.												
Vanderbilt												
at Ole Miss												
Alabama												
at Florida												
South Carolina												
Kentucky												
at Georgia												
at Tennessee												
Mississippi State												
at Missouri												
Georgia												


### JOHNSON'S CAREER STATISTICS (DIVISION II and DIVISION I)

SEASON	TEAM	GP-GS	MIN/AVG	Field Goals		3-Point		F-Throws		Rebounds				Scoring						
				FG-FGA	FG%	3FG-3FGA	3FG%	FT-FTA	FT%	OFF	DEF	TOT	AVG	PF-FO	A	TO	BLK	STL	PTS	AVG
2020-21	UAH	19-0	220/11.6	31-72	.431	11-28	.393	10-20	.500	12	25	37	1.9	31-0	4	19	2	6	83	4.4
2021-22	UAH	33-31	781/23.7	218-372	.586	32-69	.464	86-115	.748	61	126	187	5.7	100-9	39	75	22	26	554	16.8
2022-23	UAH	35-35	891/25.5	203-392	.518	24-81	.296	128-167	.766	49	182	231	6.6	69-1	55	74	18	39	558	15.9
2023-24	AUB	16-0	247/15.4	26-60	.433	4-15	.267	8-13	.615	19	39	58	3.6	39-1	9	16	6	11	64	4.0
<b>TOTAL FOR AUB</b>		<b>16-0</b>	<b>247/15.4</b>	<b>26-60</b>	<b>.433</b>	<b>4-15</b>	<b>.267</b>	<b>8-13</b>	<b>.615</b>	<b>19</b>	<b>39</b>	<b>58</b>	<b>3.6</b>	<b>39-1</b>	<b>9</b>	<b>16</b>	<b>6</b>	<b>11</b>	<b>64</b>	<b>4.0</b>
<b>TOTAL</b>		<b>103-66</b>	<b>2139/20.8</b>	<b>478-896</b>	<b>.533</b>	<b>71-193</b>	<b>.368</b>	<b>232-315</b>	<b>.737</b>	<b>141</b>	<b>372</b>	<b>513</b>	<b>5.0</b>	<b>239-11</b>	<b>107</b>	<b>184</b>	<b>48</b>	<b>82</b>	<b>1259</b>	<b>12.2</b>

# 44

## DYLAN CARDWELL

G | 6-11 | 255 | Sr.  
Augusta, Ga.  
(McEachern HS)



### SEASON SUPERLATIVES

**Points:** 11 vs. USC (12/17/23)  
**Field Goals Made:** 4 vs. USC (12/17/23)  
**Field Goals Attempted:** 6 vs. UNC Asheville (12/13/23)  
**3-Point Field Goals Made:** None  
**3-Point Field Goals Attempted:** 1 vs. USC (12/17/23)  
**Free Throws Made:** 6 vs. St. Bonaventure (11/17/23)  
**Free Throws Attempted:** 6 vs. St. Bonaventure (11/17/23)  
**Rebounds:** 9 vs. Chattanooga (12/30/23), vs. Alabama A&M (11/21/23)  
**Assists:** 4 vs. Baylor (11/7/23)  
**Blocks:** 5 vs. LSU (1/13/24), vs. Baylor (11/7/23)  
**Steals:** 3 vs. USC (12/17/23)  
**Minutes Played:** 18 vs. Chattanooga (12/30/23), vs. UNC Asheville (12/13/23)  
**Double-Figure Games:** 1  
**20-Point Games:** None  
**10-Rebound Games:** None  
**5-Block Games:** 2  
**Double-Doubles:** None  
**Dunks:** 21

### CAREER SUPERLATIVES

**Points:** 11 vs. USC (12/17/23)  
**Field Goals Made:** 5 vs. Ole Miss (2/6/21), vs. Yale (12/4/21)  
**Field Goals Attempted:** 8 vs. Missouri (2/14/23)  
**3-Point Field Goals Made:** 1 vs. Mississippi State (3/6/21)  
**3-Point Field Goals Attempted:** 1 (four times)  
**Free Throws Made:** 6 vs. St. Bonaventure (11/17/23), vs. Missouri (1/26/21)  
**Free Throws Attempted:** 7 vs. Missouri (1/26/21)  
**Rebounds:** 10 vs. Missouri (2/14/23)  
**Assists:** 4 vs. Baylor (11/7/23)  
**Blocks:** 5 (four times)  
**Steals:** 4 at South Carolina (1/4/22)  
**Minutes Played:** 29 vs. Ole Miss (2/6/21)  
**Double-Figure Games:** 3  
**20-Point Games:** None  
**10-Rebound Games:** 1  
**5-Block Games:** 4  
**Double-Doubles:** None  
**Dunks:** 88

### CAREER HONORS

- 2022-23 CSC Academic All-District Team
- 2023 NABC Honors Court
- 2021-22 SEC Community Service Team
- Two-Time SEC Academic Honor Roll (2021-22 and 2022-23)
- 2020-21 First-Year SEC Academic Honor Roll

### 2023-24 GAME-BY-GAME STATISTICS

Opponent	GS	Min.	FG-A	3FG-A	FT-A	O-D-T	PF	A	TO	BLK	STL	PTS
vs. Baylor	14	2-3	0-0	1-3	2-2-4	4	4	0	5	1	5	
SE Louisiana	16	3-3	0-0	0-0	2-2-4	3	0	0	1	0	6	
vs. Notre Dame	15	1-2	0-0	0-0	1-0-1	2	1	4	1	2	2	
vs. St. Bonaventure	16	1-2	0-0	6-6	2-2-4	3	2	0	0	0	8	
Alabama A&M *	17	3-5	0-0	0-0	5-4-9	0	2	3	2	1	6	
Virginia Tech	12	0-0	0-0	2-5	0-0-0	1	2	0	0	0	2	
at App State	13	2-3	0-0	0-0	3-1-4	3	0	1	0	0	4	
vs. Indiana	17	1-2	0-0	0-0	4-4-8	1	0	0	0	1	2	
vs. USC Asheville	18	3-6	0-0	0-0	1-0-1	2	0	0	1	0	6	
USC	17	4-5	0-1	3-4	2-3-5	3	2	0	2	3	11	
Alabama State	16	2-2	0-0	0-0	0-1-1	1	0	0	2	1	4	
Chattanooga	18	3-5	0-0	1-2	4-5-9	1	1	1	3	1	7	
Penn	9	3-3	0-0	0-0	1-2-3	4	0	0	0	0	6	
at Arkansas	13	3-3	0-0	0-2	3-5-8	3	0	0	2	0	6	
Texas A&M	12	3-3	0-0	0-0	1-4-5	2	2	0	0	1	6	
LSU	17	1-2	0-0	3-4	3-3-6	2	3	1	5	1	5	
at Vanderbilt												
Ole Miss												
at Alabama												
at Mississippi St.												
Vanderbilt												
at Ole Miss												
Alabama												
at Florida												
South Carolina												
Kentucky												
at Georgia												
at Tennessee												
Mississippi State												
at Missouri												
Georgia												

### CARDWELL'S CAREER STATISTICS

SEASON	TEAM	GP-GS	MIN/AVG	Field Goals		3-Point		F-Throws		Rebounds				Scoring						
				FG-FGA	FG%	3FG-3FGA	3FG%	FT-FTA	FT%	OFF	DEF	TOT	AVG	PF-FO	A	TO	BLK	STL	PTS	AVG
2020-21	AUB	27-0	409/15.1	43-61	.705	1-1	1.000	16-28	.571	49	49	98	3.6	57-1	13	41	17	12	103	3.8
2021-22	AUB	34-0	394/11.6	49-71	.690	0-1	.000	4-10	.400	53	49	102	3.0	60-0	18	9	42	18	102	3.0
2022-23	AUB	32-1	428/13.4	56-75	.747	0-1	.000	7-22	.318	54	66	120	3.8	64-0	35	20	43	9	119	3.7
2023-24	AUB	16-1	243/15.2	35-49	.714	0-1	.000	16-26	.615	34	38	72	4.5	35-0	17	10	23	12	86	5.4
<b>TOTAL</b>		<b>109-2</b>	<b>1474/13.5</b>	<b>183-256</b>	<b>.715</b>	<b>1-4</b>	<b>.250</b>	<b>43-86</b>	<b>.500</b>	<b>190</b>	<b>202</b>	<b>392</b>	<b>3.6</b>	<b>216-1</b>	<b>83</b>	<b>80</b>	<b>125</b>	<b>51</b>	<b>410</b>	<b>3.8</b>

# 2023-24 OVERALL STATISTICS

### Game Records

Record	Overall	Home	Away	Neutral
ALL GAMES	14-2	9-0	1-1	4-1
CONFERENCE	3-0	2-0	1-0	0-0
NON-CONFERENCE	11-2	7-0	0-1	4-1

### Score by Periods

Team	1st	2nd	OT	TOT
Auburn	686	659	0	1345
Opponents	461	590	0	1051

### Team Box Score

No.	Player				Total		3-Point		F-Throw		Rebounds								PTS	AVG		
		GP-GS	MIN	AVG	FG-FGA	FG%	3FG-3FGA	3FG%	FT-FTA	FT%	OFF	DEF	TOT	AVG	PF	DQ	A	TO			BLK	STL
4	BROOME, Johni	16-15	374:32	23.4	93-169	.550	8-29	.276	53-87	.609	40	95	135	8.4	38	1	27	26	32	15	247	15.4
2	WILLIAMS, Jaylin	16-16	369:22	23.1	71-117	.607	16-39	.410	33-42	.786	21	61	82	5.1	23	0	33	18	8	13	191	11.9
1	HOLLOWAY, Aden	16-14	351:10	21.9	51-151	.338	36-102	.353	23-29	.793	3	21	24	1.5	21	0	55	15	1	5	161	10.1
10	BAKER-MAZARA, Chad	16-0	329:21	20.6	46-104	.442	17-43	.395	47-53	.887	16	36	52	3.3	34	0	33	11	8	18	156	9.8
0	JOHNSON, K.D.	16-0	278:32	17.4	39-97	.402	14-45	.311	35-43	.814	6	27	33	2.1	38	1	23	10	3	19	127	7.9
3	DONALDSON, Tre	16-3	296:55	18.6	46-90	.511	13-35	.371	18-20	.900	8	35	43	2.7	15	0	58	23	0	11	123	7.7
12	JONES, Denver	16-15	324:47	20.3	34-90	.378	17-50	.340	32-35	.914	7	27	34	2.1	14	0	26	14	1	11	117	7.3
44	CARDWELL, Dylan	16-1	242:45	15.2	35-49	.714	0-1	.000	16-26	.615	34	38	72	4.5	35	0	17	10	23	12	86	5.4
31	JOHNSON, Chaney	16-0	246:56	15.4	26-60	.433	4-15	.267	8-13	.615	19	39	58	3.6	39	1	9	16	6	11	64	4.0
5	MOORE, Chris	16-16	247:21	15.5	15-35	.429	1-12	.083	15-19	.789	12	13	25	1.6	18	0	16	11	7	5	46	2.9
24	BERMAN, Lior	15-0	94:31	6.3	6-17	.353	2-9	.222	4-8	.500	7	10	17	1.1	9	0	3	2	1	0	18	1.2
21	MUSCHALEK, Blake	7-0	09:46	1.4	0-3	.000	0-0	.000	7-11	.636	0	0	0	0.0	0	0	0	0	0	1	7	1.0
23	SCOTT, Addarin	9-0	13:23	1.5	0-0	.000	0-0	.000	2-2	1.000	2	3	5	0.6	1	0	1	1	1	0	2	0.2
42	ALEXANDER, Haston	1-0	01:31	1.5	0-0	.000	0-0	.000	0-0	.000	0	1	1	1.0	1	0	0	0	0	0	0	0.0
20	SOBERA, Carter	8-0	11:18	1.4	0-1	.000	0-0	.000	0-0	.000	0	1	1	0.1	0	0	0	0	0	0	0	0.0
55	HARPER, Jalen	6-0	07:52	1.3	0-5	.000	0-2	.000	0-0	.000	0	0	0	0.0	1	0	0	0	0	0	0	0.0
Team											18	35	53				4					
<b>Total</b>		<b>16</b>	<b>3200</b>		<b>462-988</b>	<b>.468</b>	<b>128-382</b>	<b>.335</b>	<b>293-388</b>	<b>.755</b>	<b>193</b>	<b>442</b>	<b>635</b>	<b>39.7</b>	<b>287</b>	<b>3</b>	<b>301</b>	<b>161</b>	<b>91</b>	<b>121</b>	<b>1345</b>	<b>84.1</b>
<b>Opponents</b>		<b>16</b>	<b>3200</b>		<b>351-927</b>	<b>.379</b>	<b>99-333</b>	<b>.297</b>	<b>250-337</b>	<b>.742</b>	<b>167</b>	<b>373</b>	<b>540</b>	<b>33.8</b>	<b>301</b>	<b>8</b>	<b>158</b>	<b>225</b>	<b>42</b>	<b>104</b>	<b>1051</b>	<b>65.7</b>

### Team Statistics

	AUB	OPP
<b>Scoring</b>	<b>1345</b>	<b>1051</b>
Points per game	84.1	65.7
Scoring margin	+18.4	-
<b>Field goals-att</b>	<b>462-988</b>	<b>351-927</b>
Field goal pct	.468	.379
<b>3 point fg-att</b>	<b>128-382</b>	<b>99-333</b>
3-point FG pct	.335	.297
3-pt FG made per game	8.0	6.2
<b>Free throws-att</b>	<b>293-388</b>	<b>250-337</b>
Free throw pct	.755	.742
F-Throws made per game	18.3	15.6
<b>Rebounds</b>	<b>635</b>	<b>540</b>
Rebounds per game	39.7	33.8
Rebounding margin	+5.9	-
<b>Assists</b>	<b>301</b>	<b>158</b>
Assists per game	18.8	9.9
<b>Turnovers</b>	<b>161</b>	<b>225</b>
Turnovers per game	10.1	14.1
Turnover margin	+4.0	-
Assist/turnover ratio	1.9	0.7
<b>Steals</b>	<b>121</b>	<b>104</b>
Steals per game	7.6	6.5
<b>Blocks</b>	<b>91</b>	<b>42</b>
Blocks per game	5.7	2.6
<b>Winning streak</b>	<b>9</b>	<b>-</b>
Home win streak	9	-
<b>Attendance</b>	<b>82089</b>	<b>26237</b>
Home games-Avg/Game	9-9121	2-13119
Neutral site-Avg/Game	-	5-5716

### Team Results

Date	Opponent		Score	Att.
11/07/2023	vs Baylor	L	82-88	3028
11/10/2023	Southeastern La.	W	86-71	9121
11/16/2023	vs Notre Dame	W	83-59	5524
11/17/2023	vs St. Bonaventure	W	77-60	4849
11/21/2023	Alabama A&M	W	84-54	9121
11/29/2023	Virginia Tech	W	74-57	9121
12/03/2023	at App State	L	64-69	7037
12/09/2023	vs Indiana	W	104-76	8623
12/13/2023	vs UNC Asheville	W	87-62	6556
12/17/2023	Southern California	W	91-75	9121
12/22/2023	Alabama St.	W	82-62	9121
12/30/2023	Chattanooga	W	101-66	9121
01/02/2024	Penn	W	88-68	9121
01/06/2024	at Arkansas	W	83-51	19200
01/09/2024	Texas A&M	W	66-55	9121
01/13/2024	LSU	W	93-78	9121

# 2023-24 CONFERENCE STATISTICS

## Game Records

Record	Overall	Home	Away	Neutral
ALL GAMES	3-0	2-0	1-0	0-0
CONFERENCE	3-0	2-0	1-0	0-0
NON-CONFERENCE	0-0	0-0	0-0	0-0

## Score by Periods

Team	1st	2nd	OT	TOT
Auburn	118	124	0	242
Opponents	86	98	0	184

## Team Box Score

No.	Player	Total			3-Point		F-Throw		Rebounds				PF	DQ	A	TO	BLK	STL	PTS	AVG		
		GP-GS	MIN	AVG	FG-FGA	FG%	3FG-3FGA	3FG%	FT-FTA	FT%	OFF	DEF									TOT	AVG
4	BROOME, Johni	3-3	75:25	25.1	14-29	.483	1-3	.333	13-16	.813	6	16	22	7.3	6	0	6	4	6	5	42	14.0
2	WILLIAMS, Jaylin	3-3	84:12	28.1	15-21	.714	4-7	.571	8-10	.800	2	16	18	6.0	5	0	7	4	0	1	42	14.0
10	BAKER-MAZARA, Chad	3-0	76:01	25.3	11-25	.440	5-10	.500	10-11	.909	3	7	10	3.3	9	0	7	4	3	7	37	12.3
0	JOHNSON, K.D.	3-0	61:37	20.5	7-22	.318	2-7	.286	12-14	.857	1	7	8	2.7	5	0	5	1	0	3	28	9.3
3	DONALDSON, Tre	3-0	58:31	19.5	9-16	.563	1-5	.200	6-6	1.000	1	9	10	3.3	1	0	13	5	0	2	25	8.3
1	HOLLOWAY, Aden	3-3	61:29	20.5	9-28	.321	6-20	.300	0-0	.000	1	6	7	2.3	3	0	4	2	0	1	24	8.0
44	CARDWELL, Dylan	3-0	42:56	14.3	7-8	.875	0-0	.000	3-6	.500	7	12	19	6.3	7	0	5	1	7	2	17	5.7
12	JONES, Denver	3-3	56:44	18.9	4-14	.286	1-5	.200	4-5	.800	0	1	1	0.3	2	0	4	0	1	4	13	4.3
31	JOHNSON, Chaney	3-0	35:48	11.9	5-12	.417	2-4	.500	0-0	.000	1	5	6	2.0	7	0	0	3	0	1	12	4.0
24	BERMAN, Lior	3-0	12:51	4.3	1-3	.333	0-2	.000	0-0	.000	0	1	1	0.3	1	0	1	1	0	0	2	0.7
23	SCOTT, Addarin	1-0	01:39	1.7	0-0	.000	0-0	.000	0-0	.000	0	1	1	1.0	0	0	1	0	0	0	0	0.0
5	MOORE, Chris	3-3	32:47	10.9	0-4	.000	0-2	.000	0-0	.000	1	0	1	0.3	1	0	1	2	1	1	0	0.0
Team											4	4	8									
<b>Total</b>		<b>3</b>	<b>600</b>		<b>82-182</b>	<b>.451</b>	<b>22-65</b>	<b>.338</b>	<b>56-68</b>	<b>.824</b>	<b>27</b>	<b>85</b>	<b>112</b>	<b>37.3</b>	<b>47</b>	<b>0</b>	<b>54</b>	<b>27</b>	<b>18</b>	<b>27</b>	<b>242</b>	<b>80.7</b>
<b>Opponents</b>		<b>3</b>	<b>600</b>		<b>61-180</b>	<b>.339</b>	<b>19-66</b>	<b>.288</b>	<b>43-59</b>	<b>.729</b>	<b>38</b>	<b>77</b>	<b>115</b>	<b>38.3</b>	<b>52</b>	<b>0</b>	<b>28</b>	<b>48</b>	<b>9</b>	<b>21</b>	<b>184</b>	<b>61.3</b>

## Team Statistics

	AUB	OPP
<b>Scoring</b>	<b>242</b>	<b>184</b>
Points per game	80.7	61.3
Scoring margin	+19.3	-
<b>Field goals-att</b>	<b>82-182</b>	<b>61-180</b>
Field goal pct	.451	.339
<b>3 point fg-att</b>	<b>22-65</b>	<b>19-66</b>
3-point FG pct	.338	.288
3-pt FG made per game	7.3	6.3
<b>Free throws-att</b>	<b>56-68</b>	<b>43-59</b>
Free throw pct	.824	.729
F-Throws made per game	18.7	14.3
<b>Rebounds</b>	<b>112</b>	<b>115</b>
Rebounds per game	37.3	38.3
Rebounding margin	-1.0	-
<b>Assists</b>	<b>54</b>	<b>28</b>
Assists per game	18.0	9.3
<b>Turnovers</b>	<b>27</b>	<b>48</b>
Turnovers per game	9.0	16.0
Turnover margin	+7.0	-
Assist/turnover ratio	2.0	0.6
<b>Steals</b>	<b>27</b>	<b>21</b>
Steals per game	9.0	7.0
<b>Blocks</b>	<b>18</b>	<b>9</b>
Blocks per game	6.0	3.0
<b>Winning streak</b>	<b>3</b>	<b>-</b>
Home win streak	2	-
<b>Attendance</b>	<b>18242</b>	<b>19200</b>
Home games-Avg/Game	2-9121	1-19200
Neutral site-Avg/Game	-	0-0

## Team Results

Date	Opponent		Score	Att.
01/06/2024	at Arkansas	W	83-51	19200
01/09/2024	Texas A&M	W	66-55	9121
01/13/2024	LSU	W	93-78	9121

# TEAM AND OPPONENT SUPERLATIVES

## AUBURN GAME HIGHS

### Auburn - Game Highs

<b>POINTS</b>	104	vs Indiana (N) (12/09/2023)
	101	Chattanooga (12/30/2023)
	93	LSU (01/13/2024)
	91	Southern California (12/17/2023)
	88	Penn (01/02/2024)
<b>FIELD GOALS MADE</b>	37	Chattanooga (12/30/2023)
	35	vs Indiana (N) (12/09/2023)
<b>FIELD GOAL ATTEMPTS</b>	72	vs Indiana (N) (12/09/2023)
	70	at Arkansas (01/06/2024)
	70	Southeastern La. (11/10/2023)
<b>FIELD GOAL PERCENTAGE</b>	.561 (37-66)	Chattanooga (12/30/2023)
	.534 (31-58)	vs Notre Dame (N) (11/16/2023)
<b>3 PT FG MADE</b>	14	vs Indiana (N) (12/09/2023)
	12	Penn (01/02/2024)
<b>3 PT FG ATTEMPTS</b>	35	Penn (01/02/2024)
	32	Southeastern La. (11/10/2023)
<b>3 PT FG PERCENTAGE</b>	.483 (14-29)	vs Indiana (N) (12/09/2023)
	.474 (9-19)	vs Baylor (N) (11/07/2023)
<b>FREE THROWS MADE</b>	27	LSU (01/13/2024)
	26	Alabama St. (12/22/2023)
	26	Alabama A&M (11/21/2023)
<b>FREE THROW ATTEMPTS</b>	36	Virginia Tech (11/29/2023)
	36	Alabama A&M (11/21/2023)
<b>FREE THROW PERCENTAGE</b>	.871 (27-31)	LSU (01/13/2024)
	.870 (20-23)	vs Indiana (N) (12/09/2023)
<b>REBOUNDS</b>	48	at App State (12/03/2023)
	48	Alabama A&M (11/21/2023)
<b>ASSISTS</b>	25	vs Indiana (N) (12/09/2023)
	23	Chattanooga (12/30/2023)
<b>STEALS</b>	15	LSU (01/13/2024)
	11	Alabama St. (12/22/2023)
	11	Virginia Tech (11/29/2023)
<b>BLOCKED SHOTS</b>	10	vs Baylor (N) (11/07/2023)
	8	Chattanooga (12/30/2023)
<b>TURNOVERS</b>	18	Alabama St. (12/22/2023)
	15	vs Baylor (N) (11/07/2023)
<b>FOULS</b>	32	vs Baylor (N) (11/07/2023)
	22	Southern California (12/17/2023)
	22	Virginia Tech (11/29/2023)

## OPPONENT GAME HIGHS

### Opponent - Game Highs

<b>POINTS</b>	88	vs Baylor (N) (11/07/2023)
	78	LSU (01/13/2024)
	76	vs Indiana (N) (12/09/2023)
	75	Southern California (12/17/2023)
	71	Southeastern La. (11/10/2023)
<b>FIELD GOALS MADE</b>	26	vs Baylor (N) (11/07/2023)
	25	LSU (01/13/2024)
	25	Penn (01/02/2024)
	25	Southeastern La. (11/10/2023)
<b>FIELD GOAL ATTEMPTS</b>	63	Southeastern La. (11/10/2023)
	62	Texas A&M (01/09/2024)
	62	vs Notre Dame (N) (11/16/2023)
<b>FIELD GOAL PERCENTAGE</b>	.451 (23-51)	vs UNC Asheville (N) (12/13/2023)
	.433 (26-60)	vs Baylor (N) (11/07/2023)
<b>3 PT FG MADE</b>	11	Chattanooga (12/30/2023)
	10	Penn (01/02/2024)
<b>3 PT FG ATTEMPTS</b>	33	Chattanooga (12/30/2023)
	28	Penn (01/02/2024)
<b>3 PT FG PERCENTAGE</b>	.474 (9-19)	vs Baylor (N) (11/07/2023)
	.471 (8-17)	at App State (12/03/2023)
<b>FREE THROWS MADE</b>	27	vs Baylor (N) (11/07/2023)
	23	Virginia Tech (11/29/2023)
<b>FREE THROW ATTEMPTS</b>	34	vs Baylor (N) (11/07/2023)
	31	Virginia Tech (11/29/2023)
<b>FREE THROW PERCENTAGE</b>	.875 (14-16)	Alabama St. (12/22/2023)
	.846 (11-13)	vs St. Bonaventure (N) (11/17/2023)
<b>REBOUNDS</b>	44	Texas A&M (01/09/2024)
	44	Virginia Tech (11/29/2023)
<b>ASSISTS</b>	16	Chattanooga (12/30/2023)
	14	vs UNC Asheville (N) (12/13/2023)
	14	vs Indiana (N) (12/09/2023)
<b>STEALS</b>	14	Alabama St. (12/22/2023)
	11	Texas A&M (01/09/2024)
<b>BLOCKED SHOTS</b>	5	Alabama St. (12/22/2023)
	4	at Arkansas (01/06/2024)
	4	vs Indiana (N) (12/09/2023)
	4	vs Baylor (N) (11/07/2023)
<b>TURNOVERS</b>	21	Virginia Tech (11/29/2023)
	19	Texas A&M (01/09/2024)
<b>FOULS</b>	26	Alabama A&M (11/21/2023)
	25	Virginia Tech (11/29/2023)

## AUBURN GAME LOWS

### Auburn - Game Lows

<b>POINTS</b>	64	at App State (12/03/2023)
	66	Texas A&M (01/09/2024)
	74	Virginia Tech (11/29/2023)
	77	vs St. Bonaventure (N) (11/17/2023)
	82	Alabama St. (12/22/2023)
	82	vs Baylor (N) (11/07/2023)
<b>FIELD GOALS MADE</b>	20	Texas A&M (01/09/2024)
	24	Virginia Tech (11/29/2023)
<b>FIELD GOAL ATTEMPTS</b>	51	Texas A&M (01/09/2024)
	52	vs St. Bonaventure (N) (11/17/2023)
<b>FIELD GOAL PERCENTAGE</b>	.387 (24-62)	Virginia Tech (11/29/2023)
	.392 (20-51)	Texas A&M (01/09/2024)
<b>3 PT FG MADE</b>	2	Virginia Tech (11/29/2023)
	3	at App State (12/03/2023)
<b>3 PT FG ATTEMPTS</b>	16	Virginia Tech (11/29/2023)
	18	at Arkansas (01/06/2024)
<b>3 PT FG PERCENTAGE</b>	.111 (3-27)	at App State (12/03/2023)
	.125 (2-16)	Virginia Tech (11/29/2023)
<b>FREE THROWS MADE</b>	8	at Arkansas (01/06/2024)
	9	at App State (12/03/2023)
<b>FREE THROW ATTEMPTS</b>	11	at Arkansas (01/06/2024)
	15	vs UNC Asheville (N) (12/13/2023)
<b>FREE THROW PERCENTAGE</b>	.474 (9-19)	at App State (12/03/2023)
	.667 (24-36)	Virginia Tech (11/29/2023)
<b>REBOUNDS</b>	32	LSU (01/13/2024)
	34	Texas A&M (01/09/2024)
	34	vs St. Bonaventure (N) (11/17/2023)
<b>ASSISTS</b>	12	Virginia Tech (11/29/2023)
	14	Alabama St. (12/22/2023)
<b>STEALS</b>	3	at App State (12/03/2023)
	4	vs St. Bonaventure (N) (11/17/2023)
<b>BLOCKED SHOTS</b>	2	at App State (12/03/2023)
	3	vs Indiana (N) (12/09/2023)
	3	vs St. Bonaventure (N) (11/17/2023)
<b>TURNOVERS</b>	3	vs Indiana (N) (12/09/2023)
	6	Penn (01/02/2024)
	11	Penn (01/02/2024)
	13	Alabama St. (12/22/2023)

## OPPONENT GAME LOWS

### Opponent - Game Lows

<b>POINTS</b>	51	at Arkansas (01/06/2024)
	54	Alabama A&M (11/21/2023)
	55	Texas A&M (01/09/2024)
	57	Virginia Tech (11/29/2023)
	59	vs Notre Dame (N) (11/16/2023)
<b>FIELD GOALS MADE</b>	14	Virginia Tech (11/29/2023)
	18	Texas A&M (01/09/2024)
	18	at Arkansas (01/06/2024)
<b>FIELD GOAL ATTEMPTS</b>	51	vs UNC Asheville (N) (12/13/2023)
	51	at App State (12/03/2023)
	51	Virginia Tech (11/29/2023)
<b>FIELD GOAL PERCENTAGE</b>	.275 (14-51)	Virginia Tech (11/29/2023)
	.290 (18-62)	Texas A&M (01/09/2024)
<b>3 PT FG MADE</b>	2	vs Notre Dame (N) (11/16/2023)
	3	Texas A&M (01/09/2024)
	3	Alabama A&M (11/21/2023)
	3	vs St. Bonaventure (N) (11/17/2023)
<b>3 PT FG ATTEMPTS</b>	14	Southeastern La. (11/10/2023)
	15	Alabama A&M (11/21/2023)
<b>3 PT FG PERCENTAGE</b>	.077 (2-26)	vs Notre Dame (N) (11/16/2023)
	.125 (3-24)	vs St. Bonaventure (N) (11/17/2023)
<b>FREE THROWS MADE</b>	8	at Arkansas (01/06/2024)
	8	Penn (01/02/2024)
<b>FREE THROW ATTEMPTS</b>	13	vs St. Bonaventure (N) (11/17/2023)
	14	Penn (01/02/2024)
<b>FREE THROW PERCENTAGE</b>	.500 (9-18)	vs UNC Asheville (N) (12/13/2023)
	.533 (8-15)	at Arkansas (01/06/2024)
<b>REBOUNDS</b>	23	Chattanooga (12/30/2023)
	26	vs UNC Asheville (N) (12/13/2023)
<b>ASSISTS</b>	6	Alabama A&M (11/21/2023)
	6	Southeastern La. (11/10/2023)
<b>STEALS</b>	2	vs Indiana (N) (12/09/2023)
	4	at Arkansas (01/06/2024)
	4	Penn (01/02/2024)
	4	Southern California (12/17/2023)
<b>BLOCKED SHOTS</b>	1	vs UNC Asheville (N) (12/13/2023)
	1	vs St. Bonaventure (N) (11/17/2023)
	1	Southeastern La. (11/10/2023)
<b>TURNOVERS</b>	7	at App State (12/03/2023)
	9	Southeastern La. (11/10/2023)
<b>FOULS</b>	9	vs UNC Asheville (N) (12/13/2023)
	11	at Arkansas (01/06/2024)

# TEAM AND INDIVIDUAL SUPERLATIVES

## AUBURN INDIVIDUAL HIGHS

### Auburn - Individual Game Highs

<b>POINTS</b>	30	Johni Broome vs Virginia Tech (11/29/2023)
	24	Johni Broome vs Penn (01/02/2024)
	24	Aden Holloway vs Indiana (N) (12/09/2023)
	24	Jaylin Williams vs Indiana (N) (12/09/2023)
	22	Jaylin Williams vs Texas A&M (01/09/2024)
<b>FIELD GOALS MADE</b>	11	Johni Broome vs Virginia Tech (11/29/2023)
	10	Johni Broome at App State (12/03/2023)
<b>FIELD GOAL ATTEMPTS</b>	19	Johni Broome vs Virginia Tech (11/29/2023)
	16	Johni Broome at App State (12/03/2023)
<b>FIELD GOAL PERCENTAGE (min 5 made)</b>	1.000 (9-9)	Jaylin Williams vs Chattanooga (12/30/2023)
	.900 (9-10)	Johni Broome vs Penn (01/02/2024)
<b>3 PT FG MADE</b>	5	Aden Holloway vs Indiana (N) (12/09/2023)
	4	Aden Holloway vs Southern California (12/17/2023)
	4	Aden Holloway vs Notre Dame (N) (11/16/2023)
	4	Aden Holloway vs Baylor (N) (11/07/2023)
<b>3 PT FG ATTEMPTS</b>	10	Aden Holloway vs LSU (01/13/2024)
	8	Aden Holloway vs Chattanooga (12/30/2023)
	8	Aden Holloway vs Indiana (N) (12/09/2023)
	8	Aden Holloway vs Southeastern La. (11/10/2023)
	8	Aden Holloway vs Baylor (N) (11/07/2023)
<b>3 PT FG PERCENTAGE (min 2 made)</b>	1.000 (3-3)	Chad Baker-Mazara vs UNC Asheville (N) (12/13/2023)
	1.000 (3-3)	Denver Jones vs St. Bonaventure (N) (11/17/2023)
	1.000 (2-2)	Jaylin Williams vs LSU (01/13/2024)
	1.000 (2-2)	Jaylin Williams vs Chattanooga (12/30/2023)
	1.000 (2-2)	K.D. Johnson vs Chattanooga (12/30/2023)
	1.000 (2-2)	Denver Jones vs Southern California (12/17/2023)
<b>FREE THROWS MADE</b>	8	Johni Broome vs Texas A&M (01/09/2024)
	8	Johni Broome vs Virginia Tech (11/29/2023)
<b>FREE THROW ATTEMPTS</b>	13	Johni Broome vs Virginia Tech (11/29/2023)
	11	Johni Broome vs St. Bonaventure (N) (11/17/2023)
<b>FREE THROW PERCENTAGE (min 3 made)</b>	1.000 (6-6)	Chad Baker-Mazara vs LSU (01/13/2024)
	1.000 (6-6)	K.D. Johnson vs LSU (01/13/2024)
	1.000 (6-6)	Jaylin Williams vs Alabama St. (12/22/2023)
	1.000 (6-6)	Denver Jones vs Southern California (12/17/2023)
	1.000 (6-6)	Denver Jones vs Virginia Tech (11/29/2023)
	1.000 (6-6)	Dylan Cardwell vs St. Bonaventure (N) (11/17/2023)
	1.000 (5-5)	Jaylin Williams vs Texas A&M (01/09/2024)
	1.000 (5-5)	Aden Holloway vs Indiana (N) (12/09/2023)
	1.000 (5-5)	Chad Baker-Mazara vs Virginia Tech (11/29/2023)
	1.000 (4-4)	Tre Donaldson vs LSU (01/13/2024)
	1.000 (4-4)	Chad Baker-Mazara at Arkansas (01/06/2024)
	1.000 (4-4)	Tre Donaldson vs Chattanooga (12/30/2023)
	1.000 (4-4)	K.D. Johnson vs Alabama St. (12/22/2023)
	1.000 (4-4)	Chris Moore vs Alabama St. (12/22/2023)
	1.000 (4-4)	Denver Jones vs Indiana (N) (12/09/2023)
	1.000 (3-3)	Johni Broome vs Southern California (12/17/2023)
	1.000 (3-3)	K.D. Johnson vs Indiana (N) (12/09/2023)
	1.000 (3-3)	Jaylin Williams vs St. Bonaventure (N) (11/17/2023)
	1.000 (3-3)	Johni Broome vs Southeastern La. (11/10/2023)
	1.000 (3-3)	K.D. Johnson vs Southeastern La. (11/10/2023)
<b>REBOUNDS</b>	13	Johni Broome vs Alabama St. (12/22/2023)
	13	Johni Broome at App State (12/03/2023)
	13	Johni Broome vs Virginia Tech (11/29/2023)

## OPPONENT INDIVIDUAL HIGHS

### Opponent - Individual Game Highs

<b>POINTS</b>	28	Ja'Kobe Walter vs Baylor (N) (11/07/2023)
	24	Roger McFarlane vs Southeastern La. (11/10/2023)
	23	Drew Pember vs UNC Asheville (N) (12/13/2023)
	22	Boogie Ellis vs Southern California (12/17/2023)
	20	Sam Brown vs Penn (01/02/2024)
<b>FIELD GOALS MADE</b>	9	Roger McFarlane vs Southeastern La. (11/10/2023)
	7	Henry Coleman III vs Texas A&M (01/09/2024)
	7	Sam Brown vs Penn (01/02/2024)
	7	Isaiah Range vs Alabama St. (12/22/2023)
	7	Boogie Ellis vs Southern California (12/17/2023)
	7	Drew Pember vs UNC Asheville (N) (12/13/2023)
	7	Chad Venning vs St. Bonaventure (N) (11/16/2023)
	7	J.R. Konieczny vs Notre Dame (N) (11/16/2023)
	7	Ja'Kobe Walter vs Baylor (N) (11/07/2023)
<b>FIELD GOAL ATTEMPTS</b>	23	Roger McFarlane vs Southeastern La. (11/10/2023)
	20	Markus Burton vs Notre Dame (N) (11/16/2023)
<b>FIELD GOAL PERCENTAGE (min 5 made)</b>	.875 (7-8)	Chad Venning vs St. Bonaventure (N) (11/17/2023)
	.833 (5-6)	Trae Hannibal vs LSU (01/13/2024)
	.833 (5-6)	Nick McMullen vs UNC Asheville (N) (12/13/2023)
<b>3 PT FG MADE</b>	4	Tyrell Ward vs LSU (01/13/2024)
	4	Keyon Menfield Jr. at Arkansas (01/06/2024)
	4	Sam Brown vs Penn (01/02/2024)
	4	Honor Huff vs Chattanooga (12/30/2023)
	4	Roger McFarlane vs Southeastern La. (11/10/2023)
	4	Ja'Kobe Walter vs Baylor (N) (11/07/2023)
<b>3 PT FG ATTEMPTS</b>	9	Keyon Menfield Jr. at Arkansas (01/06/2024)
	8	Wade Taylor IV vs Texas A&M (01/09/2024)
	8	Honor Huff vs Chattanooga (12/30/2023)
	8	Isaiah Range vs Alabama St. (12/22/2023)
<b>3 PT FG PERCENTAGE (min 2 made)</b>	.750 (3-4)	Jaydon Young vs Virginia Tech (11/29/2023)
	.667 (4-6)	Sam Brown vs Penn (01/02/2024)
	.667 (2-3)	Demetrius Davis vs Chattanooga (12/30/2023)
	.667 (2-3)	Gabe Cupps vs Indiana (N) (12/09/2023)
	.667 (2-3)	Myles Tate at App State (12/03/2023)
	.667 (2-3)	CJ Huntley at App State (12/03/2023)
	.667 (2-3)	John Camden vs Virginia Tech (11/29/2023)
<b>FREE THROWS MADE</b>	10	Ja'Kobe Walter vs Baylor (N) (11/07/2023)
	8	Ke'el Ware vs Indiana (N) (12/09/2023)
<b>FREE THROW ATTEMPTS</b>	10	Ke'el Ware vs Indiana (N) (12/09/2023)
	10	Ja'Kobe Walter vs Baylor (N) (11/07/2023)
<b>FREE THROW PERCENTAGE (min 3 made)</b>	1.000 (10-10)	Ja'Kobe Walter vs Baylor (N) (11/07/2023)
	1.000 (7-7)	Jordan Wright vs LSU (01/13/2024)
	1.000 (7-7)	Trae Hannibal vs LSU (01/13/2024)
	1.000 (4-4)	Wade Taylor IV vs Texas A&M (01/09/2024)
	1.000 (4-4)	Trey Bonham vs Chattanooga (12/30/2023)
	1.000 (4-4)	Mackenzie Mgbako vs Indiana (N) (12/09/2023)
	1.000 (4-4)	Terence Harcum at App State (12/03/2023)
	1.000 (4-4)	Nick Caldwell vs Southeastern La. (11/10/2023)
	1.000 (3-3)	Henry Coleman III vs Texas A&M (01/09/2024)
	1.000 (3-3)	Honor Huff vs Chattanooga (12/30/2023)
	1.000 (3-3)	Anthony Walker vs Indiana (N) (12/09/2023)
	1.000 (3-3)	Tae Davis vs Notre Dame (N) (11/16/2023)
<b>REBOUNDS</b>	13	Anderson Garcia vs Texas A&M (01/09/2024)
	11	J.R. Konieczny vs Notre Dame (N) (11/16/2023)
	11	Roger McFarlane vs Southeastern La. (11/10/2023)

# MISCELLANEOUS STATISTICS

## AUBURN'S RECORD IN BRUCE PEARL ERA

Overall (On-Court)	14-2	201-113
Home	9-0	121-31
Away	1-1	43-62
Neutral	4-1	38-20
Conference (On-Court)	3-0	87-78
Home	2-0	55-28
Away	1-0	32-50
Non-Conference (On-Court)	11-2	109-35
Home	7-0	62-3
Away	0-1	9-12
Neutral	4-1	37-20
Overtime	0-0	12-6
Ranked opponents	0-1	18-27
Unranked opponents	14-1	171-86
Wearing white uniforms	9-0	118-41
Wearing navy uniforms	3-1	42-50
Wearing orange uniforms	2-1	29-22
Leading at half	14-1	146-25
Trailing at half	0-1	38-84
Tied at half	0-0	5-4
Leading with 5:00 remaining in second half	14-1	167-7
Trailing with 5:00 remaining in second half	0-1	20-102
Tied with 5:00 remaining in second half	0-0	4-4
Has more rebounds than opponent	9-1	119-28
Has fewer rebounds than opponent	4-0	67-46
Same rebounds as opponent	1-1	3-9
Commits more turnovers than opponent	0-1	43-69
Causes more turnovers than opponent	12-1	129-46
Same turnovers as opponent	2-0	17-8
Has more FT attempts than opponent	10-0	131-42
Has fewer FT attempts than opponent	4-2	56-68
Same FT attempts as opponent	0-0	3-3
Shoots 40% or better from field	12-1	159-50
Shoots less than 40% from field	2-1	30-63
Opponent shoots 40% or better from field	5-2	110-98
Opponent shoots less than 40% from field	9-0	79-15
Shoots better than opponent	14-1	140-20
Opponent shoots better	0-1	47-92
Same FG percentage	0-0	2-1
Auburn bench outscores opponent's bench	14-1	123-38
Opponent's bench outscores Auburn bench	0-1	63-70
Same points off the bench	0-0	2-6
Auburn scores 100 or more	2-0	11-1
Auburn scores between 90-99	2-0	28-2
Auburn scores between 80-89	7-1	72-18
Auburn scores between 70-79	2-0	54-25
Auburn scores between 60-69	1-1	20-40
Auburn scores less than 60	0-0	3-27
Opponent scores 100 or more	0-0	0-5
Opponent scores between 90-99	0-0	3-17
Opponent scores between 80-89	0-1	20-37
Opponent scores between 70-79	4-0	62-31
Opponent scores between 60-69	5-1	65-18
Opponent scores less than 60	5-0	38-5
On Sunday	1-1	7-4
On Monday	0-0	6-5
On Tuesday	3-1	37-24
On Wednesday	2-0	38-24
On Thursday	1-0	12-3
On Friday	3-0	26-6
On Saturday	4-0	63-47
In November	5-1	46-10
In December	5-1	47-14
In January	4-0	45-31
In February	0-0	28-40
In March	0-0	23-17
In April	0-0	0-1
Five-plus players score in double-figures	3-0	44-9
Four players score in double figures	5-0	68-21
Three players score in double figures	4-1	53-45

## MISCELLANEOUS

Largest margin of victory	35 vs. Chattanooga (12/30/23)
Smallest margin of victory	11 vs. Texas A&M (1/9/24)
Largest margin of defeat	6 vs. Baylor (11/7/23)
Smallest margin of defeat	5 at Appalachian State (12/3/23)
Biggest rebound margin	+23 vs. Chattanooga (12/30/23)
Biggest rebound deficit	-10 vs. Texas A&M (1/9/24)
Average margin of victory/defeat	+21.6/-5.5
Largest halftime lead	+34 (49-15) vs. Alabama A&M (11/21/23)
Largest halftime lead blown	+9 (43-34) vs. Baylor (11/7/23)
Largest halftime deficit	-3 (31-33) at Appalachian State (12/3/23)
Largest halftime deficit overcome to win	
Largest overall lead	43 vs. Alabama A&M, 2nd Half (11/21/23)
Largest overall lead blown	9 vs. Baylor, 1st Half (11/7/23)
Largest overall deficit	-12 vs. Indiana, 1st Half (12/9/23)
Largest deficit overcome to win	-12 vs. Indiana (12/9/23)

## TEAM EXTREMES

Most points scored	104 vs. Indiana (12/9/23)
Fewest points scored	64 at Appalachian State (12/3/23)
Most rebounds	
	48 at Appalachian State (12/3/23), vs. Alabama A&M (11/21/23)
Fewest rebounds	32 vs. LSU (1/13/24)
Most assists	25 vs. Indiana (12/9/23)
Fewest assists	12 vs. Virginia Tech (11/29/23)
Most turnovers	18 vs. Alabama State (12/22/23)
Fewest turnovers	3 vs. Indiana (12/9/23) - tied school single-game record
Most steals	15 vs. LSU (1/13/24)
Fewest steals	3 at Appalachian State (12/3/23)
Most blocks	10 vs. Baylor (11/7/23)
Fewest blocks	2 at Appalachian State (12/3/23)
Best shooting percentage	.561 (37-66) vs. Chattanooga (12/30/23)
Worst shooting percentage	.387 (24-62) vs. Virginia Tech (11/29/23)
Best 3-pt. percentage	.483 (14-29) vs. Indiana (12/9/23)
Worst 3-pt. percentage	.111 (3-27) at Appalachian State (12/3/23)
Best FT percentage	.871 (27-31) vs. LSU (1/13/24)
Worst FT percentage	.474 (9-19) at Appalachian State (12/3/23)
Most points (1st half)	52 vs. Indiana (12/9/23)
Fewest points (1st half)	30 vs. Texas A&M (1/9/24)
Most points (2nd half)	52 vs. Chattanooga (12/30/23), vs. Indiana (12/9/23)
Fewest points (2nd half)	29 vs. St. Bonaventure (11/17/23)
Most points (OT)	
Fewest points (OT)	

## STARTING LINEUPS

### Record when starting lineup is:

Donaldson, Jones, Moore, J. Williams, Broome	1-1
Holloway, Jones, Moore, J. Williams, Broome	12-1
Holloway, Donaldson, Moore, J. Williams, Cardwell	1-0

### Record when starts (Career):

Johni Broome	13-2 (75-33)
Chaney Johnson	(49-17)
Jaylin Williams	14-2 (46-29)
K.D. Johnson	(25-6)
Denver Jones	13-2 (30-19)
Chris Moore	14-2 (26-5)
Chad Baker-Mazara	(7-6)
Tre Donaldson	2-1 (2-1)
Aden Holloway	13-1 (13-1)
Dylan Cardwell	1-0 (2-0)



# 2023-24 BOX SCORES

## GAME 1 | #20/17 BAYLOR 88, AUBURN 82


 Official Basketball Box Score - Final  
**Auburn at Baylor**  
 11/07/23 Sanford Pentagon, Sioux Falls  
 2023-24 Men's Basketball  
 Game Time: 8:00 PM  
 Game Duration: 2:25  
 Attendance: 3,028  
 Officials: Doug Simons, Pat Adams, Terry Olesby

NO. Name	Min	FG			Rebounds			Fouls			TP	AS	TO	ST	Blocks			+/-
		M-A	M-A	M-A	OR	DR	TOT	PF	FD	PF					FD	BS	BA	
2 Jaylin Williams	F 26:31	2-6	0-1	0-0	2	4	6	1	4	1	2	0	1	0	0	0	-9	
4 Johni Broome	F 25:25	4-10	2-3	6-10	5	6	11	6	7	16	2	1	0	1	1	-9		
5 Chris Moore	F 23:04	2-4	0-0	0-0	0	2	2	4	2	4	1	0	0	0	2	-11		
3 Tre Donaldson	G 13:56	2-3	0-1	2-2	0	3	3	4	1	6	1	4	0	0	1	-3		
12 Denver Jones	G 23:50	4-10	3-5	2-2	0	1	1	2	2	13	2	2	1	0	1	4		
0 K.D. Johnson	16:10	3-5	0-1	0-0	0	0	0	4	0	6	0	1	1	0	0	-10		
1 Aden Holloway	26:04	6-15	4-8	3-5	0	3	3	0	3	19	6	3	0	1	1	-9		
10 Chad Baker-Mazara	12:17	2-4	0-0	3-3	2	0	2	4	3	7	0	1	2	0	0	3		
31 Chaney Johnson	13:45	1-3	0-0	0-0	1	2	3	2	2	2	1	0	0	0	0	1		
44 Dylan Cardwell	14:19	2-3	0-0	1-3	2	2	4	4	2	5	4	0	1	5	0	5		
24 Lior Berman	04:39	0-0	0-0	0-0	0	0	0	1	0	0	0	0	0	0	0	2		
<b>Team</b>					2	1	3			0		1						
<b>Totals</b>		28-63	9-19	17-25	14	24	38	32	21	82	18	15	5	10	4	-6		

Shooting By Period: 1st FG% 15-30 50.0%, 3PT% 3-6 50.0%, FT% 10-13 76.9%, 2nd FG% 13-33 39.4%, 3PT% 6-13 46.2%, FT% 7-12 58.3%, GM FG% 28-63 44.4%, 3PT% 9-19 47.4%, FT% 17-25 68.0%, Dead Ball Rebounds: 3.1  
 Technical Fouls: Broome 2<sup>nd</sup>Q:27


## GAME 2 | AUBURN 86, SOUTHEASTERN LOUISIANA 71


 Official Basketball Box Score - Final  
**Southeastern La. at Auburn**  
 11/07/23 Neville Arena, Auburn  
 2023-24 Men's Basketball  
 Game Time: 7:00 PM  
 Game Duration: 2:04  
 Attendance: 9,121  
 Officials: Mike Nance, Garrick Shannon, Hunter Ailen

NO. Name	Min	FG			Rebounds			Fouls			TP	AS	TO	ST	Blocks			+/-
		M-A	M-A	M-A	OR	DR	TOT	PF	FD	PF					FD	BS	BA	
15 Brody Rowbury	F 35:17	2-5	0-0	5-8	1	4	5	1	7	9	1	0	2	0	0	-6		
22 Nick Caldwell	F 18:57	3-6	0-1	4-4	3	3	6	4	2	10	0	0	0	0	-6			
1 Avery Wilson	G 23:44	2-4	0-0	0-0	0	1	1	4	1	4	1	0	1	0	-6			
2 Roscoe Eastmond	G 35:05	5-15	1-2	4-6	2	2	4	2	3	15	2	3	1	0	-15			
3 Roger McFarlane	G 35:20	9-23	4-7	2-2	2	9	11	1	1	24	0	1	0	0	-17			
8 Carlos Paez	14:34	1-3	0-1	0-0	0	1	1	3	1	2	0	1	0	0	-16			
20 Alec Woodard	22:01	3-5	0-1	0-0	2	1	3	5	2	6	0	1	1	0	-7			
14 Dylan Canoville	03:35	0-0	0-0	0-0	0	0	0	0	0	0	0	0	0	0	-7			
11 Anthony Bitar	04:48	0-0	0-0	1-2	0	0	0	0	1	1	0	1	0	0	-4			
0 Kam Burton	06:39	0-2	0-2	0-0	0	0	0	0	0	1	0	1	0	0	-1			
<b>Team</b>					0	2	2			0		0						
<b>Totals</b>		25-63	5-14	16-22	10	23	33	20	19	71	6	9	5	1	7	-15		

Shooting By Period: 1st FG% 9-26 34.6%, 3PT% 4-8 50.0%, FT% 6-9 66.7%, 2nd FG% 16-37 43.2%, 3PT% 1-6 16.7%, FT% 10-13 76.9%, GM FG% 25-63 39.7%, 3PT% 5-14 35.7%, FT% 16-22 72.7%, Dead Ball Rebounds: 3.4  
 Technical Fouls: NONE

## GAME 3 | AUBURN 83, NOTRE DAME 59



 Official Basketball Box Score - Final  
**Auburn at Baylor**  
 11/07/23 Sanford Pentagon, Sioux Falls  
 2023-24 Men's Basketball  
 Game Time: 8:00 PM  
 Game Duration: 2:25  
 Attendance: 3,028  
 Officials: Doug Simons, Pat Adams, Terry Olesby

NO. Name	Min	FG			Rebounds			Fouls			TP	AS	TO	ST	Blocks			+/-
		M-A	M-A	M-A	OR	DR	TOT	PF	FD	PF					FD	BS	BA	
11 Jalen Bridges	F 31:13	4-10	2-6	3-5	1	7	8	1	4	13	2	0	2	1	1	12		
23 Jonathan Tcharnwa Tchatchoua	F 06:33	0-0	0-0	0-0	1	0	1	0	0	0	0	0	0	0	0	-5		
2 Jayden Nunn	G 28:58	1-8	0-1	5-6	2	4	6	3	5	7	3	0	3	1	3	15		
4 JaKobe Walter	G 33:25	7-13	4-7	10-10	3	3	6	2	8	28	0	2	0	0	1	9		
10 Ray J Dennis	G 28:51	6-10	1-1	2-2	0	4	4	4	1	15	2	7	2	0	1	10		
21 Yves Missi	17:41	3-5	0-0	4-6	0	0	0	4	8	10	0	1	2	1	17			
13 Langston Love	20:23	3-9	2-4	2-3	1	1	2	1	2	10	1	0	1	0	-9			
15 Josh Ojanwuna	15:46	1-2	0-0	1-2	3	2	5	4	2	3	1	2	0	0	-6			
1 Miro Little	02:09	1-1	0-0	0-0	1	1	2	1	2	0	2	0	0	0	-3			
12 Dantwan Grimes	02:32	0-2	0-0	0-0	1	0	1	0	0	0	0	0	0	0	-5			
33 Caleb Lohner	12:29	0-0	0-0	0-0	1	1	2	0	0	0	1	0	0	0	-5			
<b>Team</b>					1	1	2			0		1						
<b>Totals</b>		26-60	9-19	27-34	14	24	38	22	31	88	10	15	10	4	10	6		

Shooting By Period: 1st FG% 12-32 37.5%, 3PT% 4-11 36.4%, FT% 6-8 75%, 2nd FG% 14-28 50.0%, 3PT% 5-8 62.5%, FT% 21-26 80.8%, GM FG% 26-60 43.3%, 3PT% 9-19 47.4%, FT% 27-34 79.4%, Dead Ball Rebounds: 2.2  
 Technical Fouls: Walter 2<sup>nd</sup>Q:27

Biggest lead	AUBURN		BAYLOR		Points from Turnovers	AUBURN	BAYLOR	Period by Period Scoring				
	9 (1 <sup>st</sup> 0:22)	6 (1 <sup>st</sup> 12:21)	16	18				1st	2nd	TOT		
Best Scoring Run	7 (1 <sup>st</sup> 6:16)	11 (2 <sup>nd</sup> 1:25)	Paint	34	32	AUBURN	43	82	BAYLOR	34	54	88
Lead Changes	6		Second Chance	12	17							
Times Tied	5		Fast Breaks	14	9							
Time with Lead	25:20	11:08	Bench	39	25							

## GAME 4 | AUBURN 77, ST. BONAVENTURE 60



 Official Basketball Box Score - Final  
**Auburn at St. Bonaventure**  
 11/17/23 Barclays Center, Brooklyn, NY  
 2023 Wvd Seats Legends Classic Presented by Old Trapper  
 Game Time: 7:00 PM  
 Game Duration: 1:57  
 Attendance: 4,849  
 Officials: Nathan Farrell, Byron Jarrett, Evr Burroughs

NO. Name	Min	FG			Rebounds			Fouls			TP	AS	TO	ST	Blocks			+/-
		M-A	M-A	M-A	OR	DR	TOT	PF	FD	PF					FD	BS	BA	
2 Jaylin Williams	F 22:45	4-6	0-1	3-3	3	7	10	2	1	11	1	2	1	0	0	15		
4 Johni Broome	F 21:16	7-11	0-2	4-11	1	4	5	3	8	18	1	2	0	0	0	23		
5 Chris Moore	F 20:48	1-3	0-1	1-1	1	2	3	0	1	3	2	0	0	0	-3			
1 Aden Holloway	G 23:50	2-10	2-7	2-2	0	0	0	2	1	8	3	2	0	0	-8			
12 Denver Jones	G 21:29	3-4	3-4	1	1	2	3	0	3	12	3	0	0	0	13			
10 Chad Baker-Mazara	20:24	2-4	1-2	0-0	2	1	3	0	5	2	0	0	1	0	23			
31 Chaney Johnson	18:53	0-3	0-2	0-0	0	5	5	2	0	0	2	2	0	0	10			
0 K.D. Johnson	18:31	4-7	1-4	0-0	0	0	0	2	1	9	3	0	1	2	4			
3 Tre Donaldson	16:10	1-2	1-2	0-0	0	0	0	0	3	3	3	0	0	0	-1			
44 Dylan Cardwell	15:54	1-2	0-0	6-6	2	2	4	3	4	8	2	0	0	0	-6			
<b>Team</b>					1	1	2			0		0						
<b>Totals</b>		25-52	8-24	19-27	11	23	34	17	20	77	20	13	4	3	1	17		

Shooting By Period: 1st FG% 14-26 53.8%, 3PT% 5-10 50.0%, FT% 6-9 66.7%, 2nd FG% 17-32 53.1%, 3PT% 4-10 40.0%, FT% 6-7 85.7%, GM FG% 31-58 53.4%, 3PT% 9-20 45.0%, FT% 12-16 75.0%, Dead Ball Rebounds: 1.0  
 Technical Fouls: NONE

Biggest lead	AUB		BONA		Points from Turnovers	AUB	BONA	Period by Period Scoring					
	20 (1 <sup>st</sup> 0:04)	2 (1 <sup>st</sup> 19:39)	12	10				1st	2nd	TOT			
Best Scoring Run	9 (1 <sup>st</sup> 14:42)	5 (2 <sup>nd</sup> 14:35)	Paint	32	32	AUB	28	43	77	BONA	28	32	60
Lead Changes	3		Second Chance	16	11								
Times Tied	3		Fast Breaks	10	7								
Time with Lead	38:06	00:54	Bench	25	22								

## GAME 5 | AUBURN 83, NOTRE DAME 59


 Official Basketball Box Score - Final  
**Auburn at Notre Dame**  
 11/16/23 Barclays Center, Brooklyn  
 2023 Wvd Seats Legends Classic Presented by Old Trapper  
 Game Time: 9:00 PM  
 Game Duration: 1:55  
 Attendance: 5,324  
 Officials: Matt Potter, AJ Desai, Pat Evans

NO. Name	Min	FG			Rebounds			Fouls			TP	AS	TO	ST	Blocks			+/-
		M-A	M-A	M-A	OR	DR	TOT	PF	FD	PF					FD	BS	BA	
2 Jaylin Williams	F 22:31	5-9	1-3	0-0	1	6	7	0	1	11	2	1	0	2	0	12		
4 Johni Broome	F 19:03	7-11	1-2	0-1	2	4	6	4	2	15	4	3	0	1	0	23		
5 Chris Moore	F 22:49	3-4	1-1	3-4	1	3	4	0	2	10	2	0	0	0	1	19		
1 Aden Holloway	G 22:42	5-9	4-5	1-1	1	0	1	1	15	5	2	0	0	0	21			
12 Denver Jones	G 17:53	1-5	0-2	0-0	0	2	2	2	2	1	1	1	0	0	14			
0 K.D. Johnson	22:16	1-6																

# 2023-24 BOX SCORES

## GAME 5 | AUBURN 84, ALABAMA A&M 54



Official Basketball Box Score - Final  
**Alabama A&M at Auburn**  
11/21/23 Neville Arena, Auburn  
2023-24 Men's Basketball

Game Time: 7:00 PM  
Game Duration: 2:04  
Attendance: 9,121

Officials: Pat Adams, Ron Rorker, Doug Simmons

Alabama A&M - 54

Record: 0-3

NO.	Name	Min	FG	3P	FT	Rebounds	Fouls	TP	AS	TO	ST	Blocks	+/-
			M/A	M/A	M/A	OR DR TOT	PF					BS BA	
2	Omani Peek	F 21:33	1-7	0-2	2-2	1 2 3	0 3	4	0	0	1	0 1	-38
34	EJ Williams	C 13:40	1-3	0-0	0-0	1 0 1	2 1	1	1	0	0	0 0	-19
4	Caleb Blackwell	G 22:28	0-4	0-3	0-0	0 1 1	3 1	0	1	0	2	0 0	-37
15	Dalain Smith	G 18:21	3-8	0-1	1-1	1 0 1	3 1	7	0	1	0	1 0	-1
22	Lorenzo Downey	G 19:03	0-4	0-2	0-0	0 2 2	2 1	0	1	2	1	0 0	-31
30	William Tavares	12:48	1-1	1-1	0-0	0 3 3	1 1	3	0	0	1	0 0	8
23	Chad Moodle	17:58	2-5	0-0	5-6	2 5 7	1 3	9	2	2	1	2 1	5
0	Jayland Randall	16:39	1-5	0-0	0-0	0 0 0	4 0	2	0	0	0	0 0	-12
10	AC Bryant	17:08	2-5	0-1	3-6	0 3 3	2 4	7	1	3	1	0 1	4
13	Darius Osborne	07:18	0-1	0-1	0-0	0 1 1	2 0	0	0	0	0	0 0	-11
24	Eric Lee	10:38	4-7	0-0	1-1	2 1 1	1 8	0	0	0	1	0 2	5
12	Dylan Mclean	14:15	2-5	1-3	2-2	0 1 1	3 1	7	0	1	0	0 1	-13
5	London Riley	05:50	1-1	1-1	0-0	0 0 0	1 0	3	0	1	0	0 0	-7
1	Joshua Hughtley	02:21	1-1	0-0	0-0	0 0 0	1 0	2	0	0	0	0 0	3
Team						0 2 2	0	0	1				
Totals		19:57	3-15	13-17	6 21	27	17	54	6	14	8	3 6	-30

Technical Fouls: NONE

Auburn - 84

Record: 4-1

NO.	Name	Min	FG	3P	FT	Rebounds	Fouls	TP	AS	TO	ST	Blocks	+/-
			M/A	M/A	M/A	OR DR TOT	PF					BS BA	
2	Jaylin Williams	F 17:41	3-4	1-2	3-4	1 5 6	0 2	10	1	0	3	1 0	5
5	Chris Moore	F 23:02	0-1	0-0	1-4	5 2 2	2 2	0	2	0	0	0 0	9
44	Dylan Cardwell	C 16:49	3-5	0-0	0 5 4	9 0 1	6 4	2	3	1	0 0	0 1	26
1	Aden Holloway	G 21:45	3-9	2-7	5-7	0 1 1	1 4	13	2	0	0	0 1	39
3	Tre Donaldson	G 21:09	2-5	0-1	2-2	1 2 3	1 2	6	3	3	0	0 1	5
10	Chad Baker-Mazara	19:50	1-4	1-3	3-4	1 3 4	2 3	6	1	1	0	0 0	18
12	Denver Jones	17:09	3-6	1-4	1-1	0 2 2	2 2	8	0	1	1	0 0	15
4	Johni Broome	20:59	3-7	0-2	4-6	2 3 5	2 3	10	2	1	0	0 0	7
0	K.D. Johnson	11:37	2-4	1-3	2-2	0 2 3	1 6	1	1	0	1	0 0	-1
31	Chaney Johnson	17:08	6-8	0-1	3-4	0 4 4	3 3	15	0	1	2	1 0	30
24	Lior Berman	06:29	0-0	0-0	0-2	0 1 1	0 1	0	0	0	0	0 0	6
21	Blake Muschalek	02:21	0-2	0-0	2-2	0 0 0	0 1	2	0	0	0	0 0	-3
23	Addarin Scott	02:21	0-0	0-0	2-2	0 2 0	1 2	1	2	0	0	0 0	-3
20	Carter Sobera	01:49	0-0	0-0	0-0	0 1 1	0 0	0	0	0	0	0 0	-3
Team						0 3 3	0	0	0	0	0	0 0	
Totals		26:55	6-24	26-36	13 35	48	17	26	84	19	13	9 6	3 30

Technical Fouls: NONE

Points from Turnovers

	AAM	AUB
Biggest lead	0 (1 <sup>st</sup> 20:00)	43 (2 <sup>nd</sup> 13:44)
Best Scoring Run	7 (2 <sup>nd</sup> 10:35)	19 (1 <sup>st</sup> 0:50)
Lead Changes	0	0
Times Tied	0	0
Time with Lead	00:00	39:27

Points from Turnovers	AAM	AUB
Paint	28	40
Second Chance	3	16
Fast Breaks	13	20
Bench	41	49

Period by Period Scoring	1st	2nd	TOT
AAM	15	39	54
AUB	49	35	84

Shooting By Period  
1<sup>st</sup> FG% 18-34 52.9%  
3PT% 4-13 30.8%  
FT% 9-14 64.3%  
2<sup>nd</sup> FG% 8-21 38.1%  
3PT% 2-11 18.2%  
FT% 17-22 77.3%  
GM FG% 26-55 47.3%  
3PT% 6-24 25.0%  
FT% 26-36 72.2%  
Dead Ball Rebounds: 3, 0

## GAME 6 | AUBURN 74, VIRGINIA TECH 57



Official Basketball Box Score - Final  
**Virginia Tech at Auburn**  
11/29/23 Neville Arena, Auburn  
2023-24 Men's Basketball

Game Time: 8:15 PM  
Game Duration: 2:18  
Attendance: 9,121

Officials: Don Daly, Bert Lenox, Olands Poble

Virginia Tech - 57

Record: 5-3

NO.	Name	Min	FG	3P	FT	Rebounds	Fouls	TP	AS	TO	ST	Blocks	+/-
			M/A	M/A	M/A	OR DR TOT	PF					BS BA	
23	Tyler Nickel	F 19:29	0-5	0-3	0-0	1 0 1	3 1	0	0	3	0	0 0	-24
31	Robbie Beran	F 10:48	0-1	0-1	2-2	0 2 2	5 1	2	0	1	0	1 0	-5
15	Lynn Kidd	C 29:17	2-6	0-0	2-2	2 5 7	1 1	6	1	2	2	1 1	-7
0	Hunter Cattoor	G 31:57	4-11	1-6	7-9	1 5 6	3 5	16	1	3	0	0 2	-16
4	Mekhi Long	G 21:42	0-9	0-2	4-6	1 1 2	1 5	4	1	7	1	0 2	-20
12	Denver Jones	18:23	1-2	0-0	3-5	3 4 7	5 4	5	0	2	0	0 0	-4
3	Sean Pedulla	09:11	1-4	0-0	2-2	1 1 2	2 4	4	0	0	0	0 0	-2
13	Mylyjael Poteat	18:23	3-6	3-4	0-0	0 1 1	1 1	0	9	1	1	0 0	-4
10	Brandon Rechsteiner	12:18	1-2	0-0	1 0 1	2 0 2	0 2	2	2	1	0 0	0 3	
11	John Camden	15:01	2-4	2-3	3-5	2 4 6	2 2	9	1	1	0	0 0	2
5	Patrick Wessler	01:32	0-1	0-0	0-0	0 1 1	0 0	0	0	0	0	0 0	-1
Team						5 3 8	0	0					
Totals		14:51	6-20	23-31	17 27	44	25	21	57	7	21	5 2	7 -17

Technical Fouls: NONE

Auburn - 74

Record: 5-1

NO.	Name	Min	FG	3P	FT	Rebounds	Fouls	TP	AS	TO	ST	Blocks	+/-
			M/A	M/A	M/A	OR DR TOT	PF					BS BA	
2	Jaylin Williams	F 12:41	1-4	0-1	1-1	2 3 5	4 2	3	2	1	2	0 0	14
4	Johni Broome	F 26:24	11-19	0-2	8-13	7 6 13	1 7	30	0	2	1	3 1	12
5	Chris Moore	F 19:50	0-2	0-1	0-2	1 0 1	2 2	0	0	1	0	1 1	-2
44	Aden Holloway	G 24:07	0-7	0-2	0-0	0 1 1	2 0	0	2	1	3	0 0	12
1	Denver Jones	G 24:55	1-4	0-2	6-6	1 4 5	0 5	8	1	1	0	0 0	14
10	Chad Baker-Mazara	23:16	5-10	0-3	5-5	2 2 4	3 3	15	3	2	1	0 1	17
31	Chaney Johnson	17:54	1-4	1-1	0-0	1 2 3	3 3	3	0	2	0	2 0	4
0	K.D. Johnson	12:19	1-6	0-3	0-0	2 2 2	6 0	2	0	1	1	0 0	10
3	Tre Donaldson	18:23	4-6	1-1	0-0	0 2 2	0 0	9	3	0	1	0 0	0
44	Dylan Cardwell	12:04	0-0	0-0	2-5	0 0 0	1 3	2	0	0	0	0 0	4
24	Lior Berman	04:47	0-0	0-0	0 0 0	0 1 0	0 0	0	0	0	0	0 0	0
20	Carter Sobera	01:38	0-0	0-0	0 0 0	0 0 0	0 0	0	0	0	0	0 0	-1
21	Blake Muschalek	01:38	0-0	0-0	2-4	0 0 0	0 0	2	0	0	0	0 0	-1
23	Addarin Scott	01:32	0-0	0-0	0 0 0	0 0 0	0 0	0	0	0	0	0 0	1
55	Jalen Harper	01:32	0-0	0-0	0 0 0	0 0 0	0 0	0	0	0	0	0 0	1
Team						1 2 3	0	0					
Totals		24:02	2-16	24-36	17 23	40	22	25	74	12	8	11 7	2 17

Technical Fouls: Johnson 2<sup>nd</sup> 5:15

Points from Turnovers

	VAT	AUB
Biggest lead	0 (1 <sup>st</sup> 20:00)	21 (2 <sup>nd</sup> 5:42)
Best Scoring Run	9 (1 <sup>st</sup> 4:23)	7 (1 <sup>st</sup> 16:15)
Lead Changes	0	0
Times Tied	0	0
Time with Lead	00:00	39:07

Points from Turnovers	VAT	AUB
Paint	14	42
Second Chance	14	26
Fast Breaks	3	13
Bench	29	33

Period by Period Scoring	1st	2nd	TOT
VAT	24	33	57
AUB	33	41	74

Game Notes: 5-15 Sportsmanlike Technical Fouls - Auburn 40

## GAME 7 | APPALACHIAN STATE 69, AUBURN 64



Official Basketball Box Score - Final  
**Auburn at App State**  
12/03/23 Holmes Convocation Center, Boone  
2023-24 Men's Basketball

Game Time: 1:00 PM  
Game Duration: 2:12  
Attendance: 7,037

Officials: Terry Ogleby, Owen Shortt, Vladimir Voyard-Tadal

Auburn - 64

Record: 5-2

NO.	Name	Min	FG	3P	FT	Rebounds	Fouls	TP	AS	TO	ST	Blocks	+/-
			M/A	M/A	M/A	OR DR TOT	PF					BS BA	
2	Jaylin Williams	F 22:00	3-5	0-1	0 3 3	2 1 6	0 1	0	0	0	0	0 0	-17
4	Johni Broome	F 27:09	10-16	0-3	1-7	4 9 13	2 4	21	1	2	0	2 1	-2
5	Chris Moore	F 13:32	0-0	0-0	2-2	0 2 0	1 2	1	2	0	0	0 0	-5
1	Aden Holloway	G 25:54	2-10	0-6	4-5	0 0 0	3 2 8	2	1	0	0	0 0	-5
12	Denver Jones	G 17:16	0-5	0-3	0-0	1 3 4	0 0	4	0	0	0	0 0	-2
3	Tre Donaldson	23:13	5-12	2-5	0-0	2 1 3	1 0	12	5	2	1	0 0	-3
10	Chad Baker-Mazara	18:26	2-9	1-5	2 1 3	4 3 0	7 3	1	0	0	0	0 0	-4
31	Chaney Johnson	18:00	1-1	0-0	0-2	1 3 4	2 2	2	0	0	1	0 0	12
24	Lior Berman	13:40	1-2	0-1	0-0	3 3 0	0 1	2	0	0	0	0 0	11
44	Dylan Cardwell	12:51	2-3	0-0	0-0	3 1 4	3 0	4	0	1	0	0 0	-3
0	K.D. Johnson	07:59	0-3	0-3									

# 2023-24 BOX SCORES

## GAME 9 | AUBURN 87, UNC ASHEVILLE 62



Official Basketball Box Score - Final  
**UNC Asheville at Auburn**  
 12/19/23 Von Braun Center, Hurlville  
 2023-24 Men's Basketball

Game Time: 7:00 PM  
 Game Duration: 1:49  
 Attendance: 6,556

Officials: Ron Groover, Lee Cassell, Vlad Vojard-Tadai

UNC Asheville - 62														
Record: 5-6														
NO.	Name	Min	FG	3P	FT	Rebounds	Fouls	TP	AS	TO	ST	Blocks	+/-	
			M-A	M-A	M-A	OR DR TOT	PF					BS BA		
4	Drew Pember	F 33:21	7-14	3-6	6-8	0 2 2	0 3	23	1	2	2	1	0	-17
13	Nick McMullen	F 23:57	5-6	0-0	0-0	0 3 3	4 2	10	1	2	1	0	0	-22
1	Jamon Battle	G 29:41	2-5	1-2	1-4	1 4 5	1 2	6	1	0	1	0	2	-9
2	Caleb Burgess	G 26:37	1-5	0-1	0-0	0 2 2	2 2	2	6	4	0	0	1	-18
3	Josh Banks	G 25:56	1-5	1-2	1-2	0 1 1	2 3	4	2	2	1	0	1	-22
5	Fletcher Abee	11:20	1-4	0-1	0-0	0 1 1	0 0	2	0	1	0	0	0	-10
0	Trent Stephney	07:32	1-2	1-1	0-2	0 0 0	0 2	3	1	1	0	0	0	-8
14	Troya Solomon	17:53	2-2	0-0	0-0	1 3 4	0 0	4	0	1	0	0	0	-12
10	Davon Cunningham	15:07	3-5	1-1	1-2	1 3 4	0 0	1	8	1	0	0	1	-11
12	Evan Johnson	07:35	0-2	0-2	0-0	0 0 0	0 0	0	1	0	1	0	0	4
15	Dean Gabrelcik	01:31	0-1	0-1	0-0	0 0 0	0 0	0	0	0	0	0	0	0
Team						1 3 4		0	1					
Totals			23-51	7-17	9-18	4 22 26	9 15	62	14	14	6	1	5	-25

Shooting By Period			
1st FG%	11-25	44.0%	
3PT%	5-9	55.6%	
FT%	0-4	0%	
2nd FG%	12-26	46.2%	
3PT%	2-8	25.0%	
FT%	9-14	64.3%	
GM FG%	23-51	45.1%	
3PT%	7-17	41.2%	
FT%	9-18	50.0%	
Dead Ball Rebounds: 6, 0			

Technical Fouls: NONE

Auburn - 87														
Record: 7-2														
NO.	Name	Min	FG	3P	FT	Rebounds	Fouls	TP	AS	TO	ST	Blocks	+/-	
			M-A	M-A	M-A	OR DR TOT	PF					BS BA		
2	Jaylin Williams	F 18:34	3-6	0-0	2-2	1 3 4	1 1	8	3	2	2	0	0	15
4	Johni Broome	F 19:51	2-3	0-1	2-3	2 4 6	1 2	6	3	0	1	1	0	18
5	Chris Moore	F 10:13	3-4	0-0	0-0	0 0 0	0 0	6	0	2	0	0	0	14
1	Aden Holloway	G 20:41	3-11	-1-5	0-1	1 2 0	0 0	7	5	1	0	0	0	10
12	Denver Jones	G 23:09	4-8	1-4	0-0	5 5 2	0 0	9	1	2	0	0	1	15
10	Chad Baker-Mazara	F 19:26	3-6	3-3	2-2	1 6 7	0 1	11	1	1	1	0	1	15
31	Chaney Johnson	F 19:55	3-5	0-1	2-2	2 2 4	1 1	8	2	0	0	1	0	10
0	K.D. Johnson	15:20	2-4	1-2	1-2	0 3 3	2 1	6	2	0	4	0	0	10
3	Tre Donaldson	F 19:19	6-8	0-2	3-4	0 0 0	2 3	15	2	1	0	0	0	11
44	Dylan Cardwell	18:38	3-6	0-0	0-0	1 0 1	1 0	2	6	0	0	0	1	7
24	Lior Berman	08:50	2-3	1-2	0-0	0 1 1	1 0	5	0	0	0	0	0	0
20	Carter Sobera	01:31	0-0	0-0	0-0	0 0 0	0 0	0	0	0	0	0	0	0
21	Blake Muschalek	01:31	0-0	0-0	0-0	0 0 0	0 0	0	0	0	0	0	0	0
23	Addarin Scott	01:31	0-0	0-0	0-0	0 0 0	0 0	0	0	0	0	0	1	0
42	Haston Alexander	01:31	0-0	0-0	0-0	0 1 1	1 0	0	0	0	0	0	0	0
Team						1 1 2		0	0					
Totals			34-64	7-21	12-15	9 27 36	16 9	87	19	7	9	5	1	25

Shooting By Period			
1st FG%	15-35	42.9%	
3PT%	2-11	18.2%	
FT%	7-8	87.5%	
2nd FG%	19-29	65.5%	
3PT%	5-10	50.0%	
FT%	5-7	71.4%	
GM FG%	34-64	53.1%	
3PT%	7-21	33.3%	
FT%	12-15	80.0%	
Dead Ball Rebounds: 2, 0			

Technical Fouls: Broome 2 3rd 15:58

UNC Asheville		Auburn	
Biggest lead	2 (1st 10:05)	31 (2nd 6:15)	
Best Scoring Run	5 (1st 11:22)	11 (1st 3:10)	
Lead Changes	4		
Times Tied	4		
Time with Lead	01:31	35:00	

Points from Turnovers			
UNC Asheville	7	17	
Auburn	27	35	62
Auburn	39	48	87

## GAME 10 | AUBURN 91, USC 75



Official Basketball Box Score - Final  
**Southern California at Auburn**  
 12/17/23 Neville Arena, Auburn  
 2023-24 Men's Basketball

Game Time: 12:00 PM  
 Game Duration: 2:23  
 Attendance: 9,121

Officials: Don Daly, Terry Golesty, KB Burdett Jr.

Southern California - 75														
Record: 5-5														
NO.	Name	Min	FG	3P	FT	Rebounds	Fouls	TP	AS	TO	ST	Blocks	+/-	
			M-A	M-A	M-A	OR DR TOT	PF					BS BA		
3	Vincent Iwuchukwu	F 16:55	1-2	0-0	0-0	1 3 4	5 0	2	0	1	0	0	0	2
10	DJ Rodman	F 16:03	0-1	0-0	0-0	2 2 3	1 2	2	1	1	1	0	0	-4
0	Kobe Johnson	G 28:13	2-13	0-3	2-2	2 5 7	2 2	6	2	1	0	0	3	-22
1	Isaiah Collier	G 18:28	4-8	1-2	4-5	0 0 0	5 5	13	3	4	0	0	2	-6
5	Boogie Ellis	G 37:18	7-15	3-7	5-7	1 4 5	2 4	22	3	5	1	0	2	-12
24	Joshua Morgan	13:19	0-2	0-0	1-2	2 3 2	3 2	1	0	1	1	3	0	-19
6	Bronny James	13:59	1-4	0-2	3-4	0 2 2	1 3	5	0	1	0	0	0	-22
22	Arinten Page	10:25	1-2	1-2	0-0	0 0 0	0 0	3	0	0	0	0	0	-14
4	Oziyah Sellers	18:56	5-7	1-2	2-2	0 0 0	1 1	13	0	0	0	0	0	10
30	Harrison Hornery	09:53	0-2	0-1	2-2	0 3 3	0 2	2	0	1	1	0	0	1
33	Kijani Wright	16:31	3-4	0-0	0-0	3 3 6	2 0	6	0	0	0	0	0	6
Team						3 1 4		0	0					
Totals			24-60	6-19	21-26	13 25 38	22 21	75	9	15	4	3	7	-16

Shooting By Period			
1st FG%	10-28	35.7%	
3PT%	4-12	33.3%	
FT%	11-13	84.6%	
2nd FG%	14-32	43.8%	
3PT%	2-7	28.6%	
FT%	10-13	76.9%	
GM FG%	24-60	40.0%	
3PT%	6-19	31.6%	
FT%	21-26	80.8%	
Dead Ball Rebounds: 3, 0			

Technical Fouls: NONE

Auburn - 91														
Record: 8-2														
NO.	Name	Min	FG	3P	FT	Rebounds	Fouls	TP	AS	TO	ST	Blocks	+/-	
			M-A	M-A	M-A	OR DR TOT	PF					BS BA		
2	Jaylin Williams	F 25:42	6-9	2-4	0-1	0 3 3	2 1	14	2	0	0	0	0	16
4	Johni Broome	F 22:41	4-14	0-2	3-3	1 2 3	0 2	11	0	0	4	1	4	
5	Chris Moore	F 10:36	0-2	0-1	3-4	1 1 2	4 2	3	1	1	0	0	0	-3
1	Aden Holloway	G 23:37	5-10	4-7	1-2	0 2 2	2 3	15	6	0	0	0	0	10
12	Denver Jones	G 23:08	2-4	2-2	6-6	1 2 3	3 3	12	1	1	1	0	1	8
10	Chad Baker-Mazara	F 21:50	1-3	0-1	5-6	1 3 4	1 4	7	0	0	1	0	1	11
31	Chaney Johnson	F 14:18	1-3	0-1	1-1	1 2 3	2 1	3	0	1	1	0	0	0
0	K.D. Johnson	16:52	2-6	0-2	1-2	1 0 1	3 1	5	0	3	1	0	0	8
3	Tre Donaldson	F 16:23	4-0	0-0	1-1	0 2 0	1 1	7	5	1	2	0	0	6
44	Dylan Cardwell	17:19	4-5	0-1	3-4	2 3 5	3 3	11	2	0	3	2	0	12
24	Lior Berman	07:34	1-1	0-0	1-2	1 0 1	2 1	3	1	0	0	0	0	8
Team						1 5 6		0	1					
Totals			29-61	8-21	25-32	10 25 35	22 22	91	18	8	9	7	3	16

Technical Fouls: Baker-Mazara 2nd 17:48

USC		AUB	
Biggest lead	3 (1st 16:41)	23 (2nd 9:38)	
Best Scoring Run	8 (2nd 8:11)	12 (2nd 17:48)	
Lead Changes	4		
Times Tied	0		
Time with Lead	02:27	37:10	

Points from Turnovers			
USC	5	19	
Auburn	32	42	
Auburn	49	42	91

Period by Period Scoring			
1st	2nd	TOT	
USC	35	40	75
Auburn	49	42	91

## GAME 11 | AUBURN 82, ALABAMA STATE 62



Official Basketball Box Score - Final  
**Alabama St. at Auburn**  
 12/22/23 Neville Arena, Auburn  
 2023-24 Men's Basketball

Game Time: 7:00 PM  
 Game Duration: 2:04  
 Attendance: 9,121

Officials: Chuck Jones, Tony Greene, Brian Dorsey

Alabama St. - 62												
Record: 4-7												
NO.	Name	Min	FG	3P								

# 2023-24 BOX SCORES

## GAME 13 | #25 AUBURN 88, PENN 68



Official Basketball Box Score - Final  
**Penn at Auburn**  
 01/02/24 Neville Arena, Auburn  
 2023-24 Men's Basketball

Game Time: 8:00 PM  
 Game Duration: 1:53  
 Attendance: 9,121

Officials: Pat Adams, Bharat Ramana, Tony Chiazza

NO. Name	Min	FG		3P	FT	Rebounds		Fouls	TP	AS	TO	ST	Blocks		+/-	
		M-A	M-A			OR	DR						PF	FD		BS
13 Nick Spinoso	C 31:29	3-11	0-1	2-4	2	5	7	3	2	8	6	4	1	1	2	-11
4 John Perkins	G 34:03	5-16	1-4	2-3	4	4	8	3	3	13	2	3	1	0	0	-9
11 Sam Brown	G 33:44	7-9	4-6	2-4	0	3	3	1	2	20	0	2	0	0	0	-11
15 Andrew Laczowski	G 21:39	3-4	1-2	0-0	3	0	3	0	0	7	0	0	1	0	0	2
40 George Smith	G 27:15	2-7	0-3	0-1	2	1	3	2	4	4	1	2	1	0	1	-13
10 Ed Holland III	12:57	1-3	0-1	2-2	0	2	2	1	1	4	0	0	0	1	2	-24
24 Reese McMullen	08:52	0-1	0-0	1	0	1	0	0	0	0	1	0	0	0	0	-16
3 Johnnie Walter	08:31	1-2	1-2	0-0	0	2	2	1	1	3	0	0	0	0	0	-9
35 Niklas Polonowski	19:31	3-6	3-6	0-0	0	3	3	1	0	9	1	0	0	0	0	-8
5 Cam Thrower	01:59	0-2	0-0	0-0	0	0	0	0	0	0	0	0	0	0	0	-1
<b>Totals</b>		25-61	10-28	8-14	12	23	35	12	11	68	11	13	4	2	5	-20

Technical Fouls:Brown 1<sup>st</sup>0:03

Shooting By Period	
1 <sup>st</sup> FG%	12-32 37.5%
3PT%	3-14 21.4%
FT%	5-7 71.4%
2 <sup>nd</sup> FG%	13-29 44.8%
3PT%	7-14 50.0%
FT%	3-7 42.9%
GM FG%	25-61 41.0%
3PT%	10-28 35.7%
FT%	8-14 57.1%

Dead Ball Rebounds: 4, 0

NO. Name	Min	FG		3P	FT	Rebounds		Fouls	TP	AS	TO	ST	Blocks		+/-	
		M-A	M-A			OR	DR						PF	FD		BS
2 Jaylin Williams	F 27:41	3-7	2-5	0-0	2	1	3	0	1	8	3	1	0	1	0	14
8 Chander Lawson	F 27:57	9-10	3-4	3-4	1	11	12	1	3	24	2	2	1	3	0	12
5 Chris Moore	F 14:43	1-2	0-0	0-0	0	1	1	1	2	0	1	2	0	0	0	8
1 Aden Holloway	G 18:30	1-5	1-5	0-0	0	0	1	1	0	3	6	1	1	0	0	6
12 Denver Jones	G 16:49	4-9	2-7	2-2	1	0	1	1	1	12	1	0	0	0	0	-1
10 Chad Baker-Mazara	19:35	5-10	1-3	5-6	1	0	1	2	2	16	0	0	0	1	1	20
31 Chaney Johnson	14:21	0-2	0-0	0-0	1	0	1	0	0	0	1	0	0	0	0	2
0 K.D. Johnson	22:48	3-6	1-4	4-6	2	3	5	1	3	11	4	0	1	0	0	21
3 Tre Donaldson	21:07	2-9	2-5	0-0	1	3	4	0	0	6	3	0	0	1	1	14
44 Dylan Cardwell	09:15	3-3	0-0	0-0	1	2	3	4	0	6	0	0	0	0	0	12
24 Lior Berman	05:42	0-0	0-0	0-0	0	0	0	0	0	0	0	0	0	0	0	-8
20 Carter Sobera	00:23	0-0	0-0	0-0	0	0	0	0	0	0	0	0	0	0	0	0
21 Blake Muschalek	00:23	0-0	0-0	0-0	0	0	0	0	0	0	0	0	0	0	0	0
23 Addarin Scott	00:23	0-0	0-0	0-0	0	0	0	0	0	0	0	0	0	0	0	0
55 Jalen Harper	00:23	0-0	0-0	0-0	0	0	0	0	0	0	0	0	0	0	0	0
<b>Totals</b>		31-63	12-35	14-18	11	26	37	11	11	88	19	6	6	5	2	20

Technical Fouls:NONE

Biggest lead	PEN		AUB		Points from Turnovers	PEN	AUB	Period by Period Scoring			
	0 (1 <sup>st</sup> 20:00)	24 (2 <sup>nd</sup> 8:34)	11 (1 <sup>st</sup> 12:12)	11 (1 <sup>st</sup> 12:12)				1st	2nd	TOT	
Best Scoring Run	8 (2 <sup>nd</sup> 6:37)		11 (1 <sup>st</sup> 12:12)		Paint	26	28	PEN	32	36	68
Lead Changes	0		0		Second Chance	11	10	AUB	51	37	88
Times Tied	0		0		Fast Breaks	7	11				
Time with Lead	00:00		39:17		Bench	16	39				

## GAME 14 | #25/#24 AUBURN 83, ARKANSAS 51



Official Basketball Box Score - Final  
**Auburn at Arkansas**  
 01/06/24 Bud Walton Arena, Fayetteville, Ark.  
 2023-24 Men's Basketball

Game Time: 1:00 PM  
 Game Duration: 1:54  
 Attendance: 19,200

Officials: Doug Shoves, K.B. Burdett Jr., Chuck Jones

NO. Name	Min	FG		3P	FT	Rebounds		Fouls	TP	AS	TO	ST	Blocks		+/-	
		M-A	M-A			OR	DR						PF	FD		BS
2 Jaylin Williams	F 24:40	5-9	1-3	0-0	0	3	3	0	0	11	1	1	0	0	0	13
4 Johni Broome	F 24:49	7-13	0-2	0-0	3	5	8	1	3	14	3	2	2	2	0	7
5 Chris Moore	F 13:54	0-1	0-0	0-0	0	1	0	1	0	0	0	2	1	0	1	7
1 Aden Holloway	G 20:17	2-9	1-4	0-0	1	4	5	1	0	5	0	0	0	0	0	1
12 Denver Jones	G 18:48	2-5	1-1	2-3	0	0	0	0	2	7	1	0	1	1	1	26
10 Chad Baker-Mazara	21:09	5-9	2-3	4-4	1	3	4	0	2	16	3	0	0	0	0	21
0 K.D. Johnson	19:33	2-8	0-2	2-2	0	2	2	2	1	6	2	1	1	0	0	0
3 Tre Donaldson	19:43	5-6	1-1	0-0	0	7	7	1	0	11	4	1	0	0	0	31
31 Chaney Johnson	15:20	2-5	1-1	0-0	0	3	3	3	1	5	0	0	0	0	0	2
44 Dylan Cardwell	13:32	3-3	0-0	0-2	3	5	8	3	1	6	0	0	0	0	0	19
24 Lior Berman	06:36	1-2	0-1	0-0	0	1	1	1	1	2	1	0	0	0	0	10
23 Addarin Scott	01:39	0-0	0-0	0-0	0	1	1	0	0	1	0	0	0	0	0	6
<b>Totals</b>		34-70	7-18	8-11	11	35	46	14	11	83	16	7	5	5	4	32

Technical Fouls:Baker-Mazara 1<sup>st</sup>12:52Donaldson 1<sup>st</sup>0:54

NO. Name	Min	FG		3P	FT	Rebounds		Fouls	TP	AS	TO	ST	Blocks		+/-	
		M-A	M-A			OR	DR						PF	FD		BS
2 Trevon Brazile	F 33:27	5-9	1-5	0-0	1	6	7	1	2	11	0	1	0	3	0	-21
8 Chandler Lawson	F 12:24	1-4	1-3	0-0	0	0	0	2	1	3	0	2	1	0	0	-14
11 Jalen Graham	F 19:50	2-8	0-0	0-0	4	2	6	2	0	4	0	0	0	0	1	1
1 Keyon Menfield Jr.	G 31:17	5-15	4-9	0-3	0	3	3	0	2	14	4	2	1	0	3	-17
12 Tramon Mark	G 29:38	3-8	1-3	3-4	1	4	5	1	3	10	2	1	0	0	0	-14
4 Davonte Davis	25:04	0-4	0-2	0-2	0	1	1	3	2	1	2	0	0	0	0	-22
0 Khalif Battle	16:49	1-4	0-1	2-4	0	2	2	1	4	4	0	1	0	1	0	-17
15 Makhi Mitchell	09:15	1-3	0-0	0-0	0	3	3	1	0	2	1	0	0	0	0	-20
3 El Ellis	07:07	0-2	0-1	0-0	0	1	1	0	0	0	0	1	0	0	0	-13
6 Layden Blocker	02:14	0-0	0-0	0-0	0	0	0	0	0	0	0	1	0	0	0	-3
5 Joseph Pinion	06:00	0-0	0-0	0-0	0	2	2	0	0	0	0	2	0	0	0	-9
7 Denjay Harris	03:12	0-1	0-0	0-0	0	0	0	0	0	0	0	0	0	0	0	-3
10 Baye Fall	03:43	0-0	0-0	1-2	0	0	0	0	1	1	0	0	0	0	0	-8
<b>Totals</b>		18-58	7-24	8-15	7	25	32	11	12	51	8	13	4	4	5	-32

Technical Fouls:NONE

Biggest lead	AUB		ARK		Points from Turnovers	AUB	ARK	Period by Period Scoring			
	32 (2 <sup>nd</sup> 0:26)	6 (1 <sup>st</sup> 14:44)	10 <th>6</th> <th>1st</th> <th>2nd</th> <th>TOT</th>	6				1st	2nd	TOT	
Best Scoring Run	10 (2 <sup>nd</sup> 13:57)		8 (1 <sup>st</sup> 14:44)		Paint	48	18	AUB	37	46	83
Lead Changes	6		6		Second Chance	13	4				
Times Tied	6		6		Fast Breaks	17	7				
Time with Lead	30:30		05:48		Bench	46	9				

Game Notes:1st Half 17:21 Double Personal Fouls AR #6, AUB #4 • 1st Half 17:01 Flagrant 1 AR #11 • 1st Half 12:52 Class A Technical Foul AUB #10 • 1st Half 05:46 Class A Technical Foul AUB #3 • 2nd Half 14:11 Flagrant 1 AR #4 •

## GAME 15 | #16/#16 AUBURN 66, TEXAS A&M 55



Official Basketball Box Score - Final  
**Texas A&M at Auburn**  
 01/09/24 Neville Arena, Auburn  
 2023-24 Men's Basketball

Game Time: 8:00 PM  
 Game Duration: 2:18  
 Attendance: 9,121

Officials: Don Daly, Owen Shott, Michael Roberts

NO. Name	Min	FG		3P	FT	Rebounds		Fouls	TP	AS	TO	ST	Blocks		+/-	
		M-A	M-A			OR	DR						PF	FD		BS
10 Wildens Leveque	F 13:25	1-4	0-0	0-0	1	3	4	3	0	2	0	1	0	0	0	-1
15 Henry Coleman III	F 34:49	7-11	0-0	3-3	2	3	5	1	4	17	0	7	1	0	0	-1
2 Hayden Helmer	G 23:09	3-7	1													