



2021-22 AUBURN MEN'S BASKETBALL

SCHEDULE/RESULTS

Overall: 3-1 • Home: 2-0 • Away: 1-0 • Neutral: 0-1
SEC: 0-0 • Home: 0-0 • Away: 0-0

DATE	OPPONENT	TIME (CT)/RESULT
Nov. 5	SOUTHERN INDIANA (EXH.)	W, 68-54
Nov. 9	MOREHEAD STATE (SEC Network+)	W, 77-54
Nov. 12	ULM (SEC Network+)	W, 93-65
Nov. 19	at USF (ESPN+)	W, 58-52
Nov. 24	! vs. #22/21 UConn (ESPN)	L, 109-115
Nov. 25	! vs. Loyola Chicago (ESPN2)	1:30 p.m.
Nov. 26	! vs. TBA (ESPN/ESPN2/ESPNU)	TBA
Dec. 1	UCF (SEC Network+)	7 p.m.
Dec. 4	YALE (ESPNU)	1 p.m.
Dec. 11	% Nebraska	10:30 a.m.
Dec. 14	NORTH ALABAMA (SEC Network)	8 p.m.
Dec. 18	at Saint Louis (CBS Sports Network)	8 p.m.
Dec. 22	MURRAY STATE (SEC Network)	5 p.m.
Dec. 29	* LSU (ESPNU)	6 p.m.
Jan. 4	* at South Carolina (SEC Network)	5:30 p.m.
Jan. 8	* FLORIDA (ESPN2/U)	7 p.m.
Jan. 11	* at Alabama (ESPN2/U)	8 p.m.
Jan. 15	* at Ole Miss (SEC Network)	7:30 p.m.
Jan. 19	* GEORGIA (ESPNU)	8 p.m.
Jan. 22	* KENTUCKY (CBS)	12/12:30 p.m.
Jan. 25	* at Missouri (SEC Network)	7:30 p.m.
Jan. 29	\$ OKLAHOMA (ESPN/2)	1 p.m.
Feb. 1	* ALABAMA (ESPN/2)	8 p.m.
Feb. 5	* at Georgia (SEC Network)	12 p.m.
Feb. 8	* at Arkansas (ESPN/2)	6 p.m.
Feb. 12	* TEXAS A&M (SEC Network)	2:30 p.m.
Feb. 16	* VANDERBILT (SEC Network)	8 p.m.
Feb. 19	* at Florida (ESPN/2)	1/3 p.m.
Feb. 23	* OLE MISS (SEC Network)	7:30 p.m.
Feb. 26	* at Tennessee (ESPN/2)	11 a.m./3 p.m.
Mar. 2	* at Mississippi State (SEC Network)	8 p.m.
Mar. 5	* SOUTH CAROLINA (SEC Network)	12 p.m.
Mar. 9-13	* at SEC Tournament	TBA

! - Battle 4 Atlantis (Paradise Island, Bahamas)
% - Holiday Hoopsgiving (Atlanta, Ga.)
\$ - Big 12/SEC Challenge
* - Southeastern Conference Game

GAME 5 NOTES | BATTLE 4 ATLANTIS



#19/22 Auburn Tigers (3-1, 0-0 SEC)

Head Coach: Bruce Pearl, 27th Season (603-238), 8th Season at Auburn (141-93)

VS



Loyola Chicago Ramblers (4-1, 0-0 MVC)

Head Coach: Drew Valentine, 1st Season (4-1), 1st Season at Loyola Chicago (4-1)

Date/Time _____ Nov. 25, 2021, 1:30 p.m. (CT)
 Site/Venue _____ Paradise Island, Bahamas / Imperial Arena
 TV _____ ESPN2
 PxP _____ Eric Frede
 Analyst _____ Carolyn Peck
 Radio _____
 PxP _____ Andy Burcham
 Analyst _____ Joe Ciampi

Series History

	Overall	First Meeting
at Auburn, Ala.	0-0	
at Chicago, Ill.	0-0	
Neutral Site	0-0	
Last Meeting	None	
Streak	None	

» No. 19-ranked Auburn and Loyola Chicago will meet for the first time on the hardwood on Thanksgiving Day. Both made memorable postseason runs in 2018 (SEC Championship title for the Tigers and a Final Four appearance for the Ramblers).

» The Tigers (2019) and Ramblers are one of four schools at the Battle 4 Atlantis to boast a Final Four appearance in the last three years next to Michigan State (2019) and defending national champion Baylor (2021).

» Auburn scored 109 points against one of the nation's top scoring defenses (51.2 ppg) in their hard-fought 115-109 double-overtime setback to No. 22-ranked UConn in the opening round of the tournament. They previously scored 100+ points at South Carolina (109) on Jan. 23, 2021. It marked the fifth-most points scored in the Bruce Pearl Era at Auburn. AU also knocked down a season-best 12 three-pointers in the contest.

» Sophomore K.D. Johnson (career-best 27 points and 5 steals) and freshman Jabari Smith (22 points, 6 rebounds and three assists), both from the Peach State, combined for 42 points in the second half and both overtime periods versus the Huskies on Wednesday.

» Johnson and Smith were one of five players in double figures next to sophomore big man Walker Kessler, who recorded his second career double-double with 14 points and 10 rebounds. Sophomore Jaylin Williams came off the bench and contributed 12 points, while Wendell Green Jr. scored 19.

PROBABLE AUBURN STARTERS (BASED ON LAST GAME)














Pos.	No.	Name	Ht.	Wt.	Cl.	Hometown (Last School)	PPG	RPG	APG	Blk	Stl	FG%	FT%
G	0	K.D. Johnson	6-0	204	So.	Atlanta, Ga. (Georgia)	18.0	1.8	1.3	0.0	2.8	.435	.688
G	12	Zep Jasper	6-0	185	Sr.	Augusta, Ga. (College of Charleston)	7.3	1.8	2.8	0.0	1.0	.360	.800
G	35	Devan Cambridge	6-6	210	Jr.	Nashville, Tenn. (Hillcrest Prep [Ariz.])	6.3	2.8	1.0	0.0	0.5	.370	.750
F	10	Jabari Smith	6-10	220	Fr.	Tyrone, Ga. (Sandy Creek HS)	15.5	8.3	2.3	1.0	2.3	.395	.864
F/C	13	Walker Kessler	7-1	255	So.	Newnan, Ga. (North Carolina)	6.8	6.8	1.0	3.0	0.8	.462	.400
G	1	Wendell Green Jr.	5-11	175	So.	Detroit, Mich. (Eastern Kentucky)	13.3	4.5	3.5	0.0	0.8	.383	.750
F	5	Chris Moore	6-6	230	So.	West Memphis, Ark. (West Memphis HS)	5.0	1.5	0.3	0.0	0.3	.538	1.000
F	2	Jaylin Williams	6-8	230	So.	Nahunta, Ga. (Brantley County HS)	9.0	3.5	1.3	1.3	0.8	.577	.800
C	44	Dylan Cardwell	6-11	256	So.	Augusta, Ga. (McEachern HS)	1.0	3.0	0.3	1.0	1.0	.500	.000
G	24	Lior Berman	6-4	215	Jr.	Birmingham, Ala. (Mountain Brook HS)	1.3	1.0	0.3	0.0	0.0	.400	.000
C	23	Babatunde Akingbola	6-10	245	Jr.	Ogun, Nigeria (McEachern HS [Ga.])	0.0	0.0	0.0	0.0	0.0	.000	.000

PROBABLE LOYOLA CHICAGO STARTERS (BASED ON LAST GAME)

Pos.	No.	Name	Ht.	Wt.	Cl.	Hometown (Last School)	PPG	RPG	APG	Blk	Stl	FG%	FT%
G	4	Braden Norris	6-0	180	RS-Jr.	Hilliard, Ohio (Hilliard Bradley HS)	9.6	3.8	4.4	0.0	1.2	.421	.857
G	1	Lucas Williamson	6-4	205	Gr.	Chicago, Ill. (Whitney Young HS)	11.8	6.0	3.8	0.4	1.2	.442	.800
C	22	Jacob Hutson	6-10	240	So.	Edina, Minn. (Edina HS)	7.0	1.8	0.4	0.2	0.2	.536	.455
F	30	Aher Uguak	6-7	225	Gr.	Edmonton, Alberta (Harry Ainlay)	12.2	4.4	2.4	0.2	0.0	.667	.667
F	12	Marquise Kennedy	6-1	175	Jr.	Chicago, Ill. (Brother Rice)	6.6	4.0	2.4	0.4	1.6	.462	.636
F	13	Ryan Schwieger	6-7	205	Sr.	Matthews, N.C. (Weddington HS)	12.8	3.6	1.6	0.2	0.6	.512	1.000
F	23	Chris Knight	6-7	225	Sr.	Madison, Wis. (James Madison Memorial HS)	7.0	1.8	0.4	0.2	0.4	.727	.375
G/F	24	Tate Hall	6-6	220	Gr.	Greenfield, Ind. (Greenfield-Central HS)	7.0	6.8	1.6	0.2	1.2	.464	.333
F	10	Tom Welch	6-8	220	Jr.	Naperville, Ill. (Naperville North HS)	5.0	1.6	0.6	0.4	0.2	.563	.714
F	0	Saint Thomas	6-7	200	F	Omaha, Neb. (Millard North HS)	4.2	1.2	1.4	0.0	0.2	.538	.750

TV/RADIO CHART

(probable starters in orange)

	0	K.D. JOHNSON	<table border="1"> <thead> <tr> <th></th> <th>GP-GS</th> <th>PPG</th> <th>RPG</th> <th>APG</th> <th>FG%</th> <th>FT%</th> </tr> </thead> <tbody> <tr> <td>2021-22</td> <td>4-1</td> <td>18.0</td> <td>1.8</td> <td>1.3</td> <td>.435</td> <td>.688</td> </tr> <tr> <td>Career</td> <td>20-1</td> <td>14.4</td> <td>2.6</td> <td>1.2</td> <td>.425</td> <td>.634</td> </tr> </tbody> </table>		GP-GS	PPG	RPG	APG	FG%	FT%	2021-22	4-1	18.0	1.8	1.3	.435	.688	Career	20-1	14.4	2.6	1.2	.425	.634	<p>SO » G » 6-0 » 204 » Atlanta, Ga. » Georgia</p> <ul style="list-style-type: none"> • Dynamic SEC transfer averaging 13.5 points, 2.8 rebounds, 1.9 steals and 1.2 assists per game in 16 games played while at UGA last season. • Reset career highs in pts (27), steals (5) & minutes played (37) vs. UConn. 	<p>Career-Highs</p> <p>Pts _____ 27 Reb _____ 7 Ast _____ 4 Stl _____ 5 Min _____ 37</p>
	GP-GS	PPG	RPG	APG	FG%	FT%																				
2021-22	4-1	18.0	1.8	1.3	.435	.688																				
Career	20-1	14.4	2.6	1.2	.425	.634																				
	1	WENDELL GREEN JR.	<table border="1"> <thead> <tr> <th></th> <th>GP-GS</th> <th>PPG</th> <th>RPG</th> <th>APG</th> <th>FG%</th> <th>FT%</th> </tr> </thead> <tbody> <tr> <td>2021-22</td> <td>4-3</td> <td>13.3</td> <td>4.5</td> <td>3.5</td> <td>.383</td> <td>.750</td> </tr> <tr> <td>Career</td> <td>33-28</td> <td>15.5</td> <td>3.5</td> <td>4.8</td> <td>.395</td> <td>.767</td> </tr> </tbody> </table>		GP-GS	PPG	RPG	APG	FG%	FT%	2021-22	4-3	13.3	4.5	3.5	.383	.750	Career	33-28	15.5	3.5	4.8	.395	.767	<p>SO » G » 5-11 » 175 » Detroit, Mich. » Eastern Kentucky</p> <ul style="list-style-type: none"> • 2020-21 CollegeInsider.com Kyle Macy Freshman All-America Team, All-ASUN First Team & ASUN All-Newcomer Team selection. • Recorded 19 points including four 3-pointers and five assists vs. UConn. 	<p>Career-Highs</p> <p>Pts _____ 30 Reb _____ 7 (3x) Ast _____ 15 Stl _____ 6 Min _____ 39</p>
	GP-GS	PPG	RPG	APG	FG%	FT%																				
2021-22	4-3	13.3	4.5	3.5	.383	.750																				
Career	33-28	15.5	3.5	4.8	.395	.767																				
	2	JAYLIN WILLIAMS	<table border="1"> <thead> <tr> <th></th> <th>GP-GS</th> <th>PPG</th> <th>RPG</th> <th>BPG</th> <th>FG%</th> <th>FT%</th> </tr> </thead> <tbody> <tr> <td>2021-22</td> <td>4-0</td> <td>9.0</td> <td>3.5</td> <td>1.3</td> <td>.577</td> <td>.800</td> </tr> <tr> <td>Career</td> <td>45-27</td> <td>8.1</td> <td>3.7</td> <td>1.1</td> <td>.525</td> <td>.667</td> </tr> </tbody> </table>		GP-GS	PPG	RPG	BPG	FG%	FT%	2021-22	4-0	9.0	3.5	1.3	.577	.800	Career	45-27	8.1	3.7	1.1	.525	.667	<p>SO » F » 6-8 » 230 » Nahunta, Ga. » Brantley County HS</p> <ul style="list-style-type: none"> • Inside outside threat for the Tigers. First time to travel outside of the U.S. • Started all 27 games last year and was one of team's go-to options offensively. • Had 12 pts, 5 rebs and two steals in 32 minutes off the bench vs. UConn. 	<p>Career-Highs</p> <p>Pts _____ 24 Reb _____ 11 Ast _____ 8 Blk _____ 5 Min _____ 37</p>
	GP-GS	PPG	RPG	BPG	FG%	FT%																				
2021-22	4-0	9.0	3.5	1.3	.577	.800																				
Career	45-27	8.1	3.7	1.1	.525	.667																				
	5	CHRIS MOORE	<table border="1"> <thead> <tr> <th></th> <th>GP-GS</th> <th>PPG</th> <th>RPG</th> <th>APG</th> <th>FG%</th> <th>FT%</th> </tr> </thead> <tbody> <tr> <td>2021-22</td> <td>4-0</td> <td>5.0</td> <td>1.5</td> <td>0.3</td> <td>.538</td> <td>1.000</td> </tr> <tr> <td>Career</td> <td>29-0</td> <td>3.1</td> <td>2.0</td> <td>0.4</td> <td>.557</td> <td>.680</td> </tr> </tbody> </table>		GP-GS	PPG	RPG	APG	FG%	FT%	2021-22	4-0	5.0	1.5	0.3	.538	1.000	Career	29-0	3.1	2.0	0.4	.557	.680	<p>SO » F » 6-6 » 230 » West Memphis, Ark. » West Memphis HS</p> <ul style="list-style-type: none"> • Recorded a career-high 16 points off the bench against ULM on Nov. 12. Also saw a career-best 21 minutes of action versus the Warhawks. • Great finisher around the rim. 	<p>Career-Highs</p> <p>Pts _____ 16 Reb _____ 6 Ast _____ 2 (2x) Blk _____ 1 (6x) Min _____ 21</p>
	GP-GS	PPG	RPG	APG	FG%	FT%																				
2021-22	4-0	5.0	1.5	0.3	.538	1.000																				
Career	29-0	3.1	2.0	0.4	.557	.680																				
	10	JABARI SMITH	<table border="1"> <thead> <tr> <th></th> <th>GP-GS</th> <th>PPG</th> <th>RPG</th> <th>APG</th> <th>FG%</th> <th>FT%</th> </tr> </thead> <tbody> <tr> <td>2021-22</td> <td>4-4</td> <td>15.5</td> <td>8.3</td> <td>2.3</td> <td>.395</td> <td>.864</td> </tr> <tr> <td>Career</td> <td>4-4</td> <td>15.5</td> <td>8.3</td> <td>2.3</td> <td>.395</td> <td>.864</td> </tr> </tbody> </table>		GP-GS	PPG	RPG	APG	FG%	FT%	2021-22	4-4	15.5	8.3	2.3	.395	.864	Career	4-4	15.5	8.3	2.3	.395	.864	<p>FR » F » 6-10 » 220 » Tyrone, Ga. » Sandy Creek HS</p> <ul style="list-style-type: none"> • Blue chip freshman. The highest-rated player to sign in program history. (No. 4 player in the country in the Class of 2021 by Rivals). • Registered 22 points going a perfect 12-for-12 from FT line vs. UConn. 	<p>Career-Highs</p> <p>Pts _____ 23 Reb _____ 10 (2x) Ast _____ 4 Blk _____ 2 Min _____ 39</p>
	GP-GS	PPG	RPG	APG	FG%	FT%																				
2021-22	4-4	15.5	8.3	2.3	.395	.864																				
Career	4-4	15.5	8.3	2.3	.395	.864																				
	12	ZEP JASPER	<table border="1"> <thead> <tr> <th></th> <th>GP-GS</th> <th>PPG</th> <th>RPG</th> <th>APG</th> <th>FG%</th> <th>FT%</th> </tr> </thead> <tbody> <tr> <td>2021-22</td> <td>4-4</td> <td>7.3</td> <td>1.8</td> <td>2.8</td> <td>.360</td> <td>.800</td> </tr> <tr> <td>Career</td> <td>87-67</td> <td>8.5</td> <td>2.3</td> <td>1.8</td> <td>.413</td> <td>.845</td> </tr> </tbody> </table>		GP-GS	PPG	RPG	APG	FG%	FT%	2021-22	4-4	7.3	1.8	2.8	.360	.800	Career	87-67	8.5	2.3	1.8	.413	.845	<p>SR » G » 6-0 » 185 » Augusta, Ga. » Col. of Charleston</p> <ul style="list-style-type: none"> • 2020-21 All-Colonial Athletic Association Second Team and CAA All-Defensive Team selection averaging 15.6 ppg. Nicknamed the "Honey Badger" for his on-ball defense. • 9 pts, 3 rebs, 3 assists, 39 min. vs. UConn. 	<p>Career-Highs</p> <p>Pts _____ 38 Reb _____ 7 (2x) Ast _____ 6 (2x) Stl _____ 3 (5x) Min _____ 42</p>
	GP-GS	PPG	RPG	APG	FG%	FT%																				
2021-22	4-4	7.3	1.8	2.8	.360	.800																				
Career	87-67	8.5	2.3	1.8	.413	.845																				
	13	WALKER KESSLER	<table border="1"> <thead> <tr> <th></th> <th>GP-GS</th> <th>PPG</th> <th>RPG</th> <th>BPG</th> <th>FG%</th> <th>FT%</th> </tr> </thead> <tbody> <tr> <td>2021-22</td> <td>4-4</td> <td>6.8</td> <td>6.8</td> <td>3.0</td> <td>.462</td> <td>.400</td> </tr> <tr> <td>Career</td> <td>33-4</td> <td>4.7</td> <td>3.7</td> <td>1.1</td> <td>.552</td> <td>.522</td> </tr> </tbody> </table>		GP-GS	PPG	RPG	BPG	FG%	FT%	2021-22	4-4	6.8	6.8	3.0	.462	.400	Career	33-4	4.7	3.7	1.1	.552	.522	<p>SO » F/C » 7-1 » 255 » Newnan, Ga. » North Carolina</p> <ul style="list-style-type: none"> • 2022 Kareem Abdul-Jabbar Center of the Year Watch List. • Set all-time ACC Tourney freshman record with 8 blocks vs. Notre Dame while at UNC. • 2nd career double-double with 14 pts, 10 rebs vs. UConn. 	<p>Career-Highs</p> <p>Pts _____ 20 Reb _____ 12 Ast _____ 3 Blk _____ 8 Min _____ 25</p>
	GP-GS	PPG	RPG	BPG	FG%	FT%																				
2021-22	4-4	6.8	6.8	3.0	.462	.400																				
Career	33-4	4.7	3.7	1.1	.552	.522																				
	14	PRESTON COOK	<table border="1"> <thead> <tr> <th></th> <th>GP-GS</th> <th>PPG</th> <th>RPG</th> <th>BPG</th> <th>FG%</th> <th>FT%</th> </tr> </thead> <tbody> <tr> <td>2021-22</td> <td>3-0</td> <td>0.5</td> <td>0.5</td> <td>0.0</td> <td>1.000</td> <td>.000</td> </tr> <tr> <td>Career</td> <td>22-0</td> <td>0.5</td> <td>0.5</td> <td>0.0</td> <td>.385</td> <td>.000</td> </tr> </tbody> </table>		GP-GS	PPG	RPG	BPG	FG%	FT%	2021-22	3-0	0.5	0.5	0.0	1.000	.000	Career	22-0	0.5	0.5	0.0	.385	.000	<p>SR » G » 6-4 » 200 » Auburn, Ala. » Auburn HS</p> <ul style="list-style-type: none"> • Local product, who appeared in 9 games off the bench last season. • Earned a scholarship spot on this year's roster. • Has seen minutes in all three games this season. 	<p>Career-Highs</p> <p>Pts _____ 2 (5x) Reb _____ 2 Ast _____ 2 Stl _____ 1 (2x) Min _____ 3 (2x)</p>
	GP-GS	PPG	RPG	BPG	FG%	FT%																				
2021-22	3-0	0.5	0.5	0.0	1.000	.000																				
Career	22-0	0.5	0.5	0.0	.385	.000																				
	22	ALLEN FLANIGAN	<table border="1"> <thead> <tr> <th></th> <th>GP-GS</th> <th>PPG</th> <th>RPG</th> <th>APG</th> <th>FG%</th> <th>FT%</th> </tr> </thead> <tbody> <tr> <td>2021-22</td> <td>-</td> <td>-</td> <td>-</td> <td>-</td> <td>-</td> <td>-</td> </tr> <tr> <td>Career</td> <td>58-30</td> <td>8.4</td> <td>4.0</td> <td>1.5</td> <td>.439</td> <td>.704</td> </tr> </tbody> </table>		GP-GS	PPG	RPG	APG	FG%	FT%	2021-22	-	-	-	-	-	-	Career	58-30	8.4	4.0	1.5	.439	.704	<p>JR » G » 6-6 » 220 » Little Rock, Ark. » Parkview Magnet HS</p> <ul style="list-style-type: none"> • 2021-22 Preseason All-SEC First Team selection. • Recovering from a successful procedure to repair his right Achilles. • Son of assistant coach and former AU All-SEC guard Wes Flanigan. 	<p>Career-Highs</p> <p>Pts _____ 24 Reb _____ 10 Ast _____ 6 (2x) Blk _____ 1 (9x) Min _____ 37</p>
	GP-GS	PPG	RPG	APG	FG%	FT%																				
2021-22	-	-	-	-	-	-																				
Career	58-30	8.4	4.0	1.5	.439	.704																				
	23	"STRETCH" AKINGBOLA	<table border="1"> <thead> <tr> <th></th> <th>GP-GS</th> <th>PPG</th> <th>RPG</th> <th>BPG</th> <th>FG%</th> <th>FT%</th> </tr> </thead> <tbody> <tr> <td>2021-22</td> <td>2-0</td> <td>0.0</td> <td>0.0</td> <td>0.0</td> <td>.000</td> <td>.000</td> </tr> <tr> <td>Career</td> <td>42-0</td> <td>1.3</td> <td>1.7</td> <td>0.7</td> <td>.458</td> <td>.348</td> </tr> </tbody> </table>		GP-GS	PPG	RPG	BPG	FG%	FT%	2021-22	2-0	0.0	0.0	0.0	.000	.000	Career	42-0	1.3	1.7	0.7	.458	.348	<p>JR » C » 6-10 » 245 » Ogun, Nigeria » McEachern HS</p> <ul style="list-style-type: none"> • Selected to participate in the SEC Basketball Leadership Council in September. • Averaged 1.9 points, 2.6 rebounds, 0.9 blocks per game last season. 	<p>Career-Highs</p> <p>Pts _____ 7 Reb _____ 8 Ast _____ 2 Stl _____ 2 (2x) Min _____ 26</p>
	GP-GS	PPG	RPG	BPG	FG%	FT%																				
2021-22	2-0	0.0	0.0	0.0	.000	.000																				
Career	42-0	1.3	1.7	0.7	.458	.348																				
	24	LIOR BERMAN	<table border="1"> <thead> <tr> <th></th> <th>GP-GS</th> <th>PPG</th> <th>RPG</th> <th>APG</th> <th>FG%</th> <th>FT%</th> </tr> </thead> <tbody> <tr> <td>2021-22</td> <td>3-0</td> <td>1.3</td> <td>1.0</td> <td>0.3</td> <td>.400</td> <td>.000</td> </tr> <tr> <td>Career</td> <td>16-0</td> <td>1.1</td> <td>0.3</td> <td>0.1</td> <td>.333</td> <td>1.000</td> </tr> </tbody> </table>		GP-GS	PPG	RPG	APG	FG%	FT%	2021-22	3-0	1.3	1.0	0.3	.400	.000	Career	16-0	1.1	0.3	0.1	.333	1.000	<p>JR » G » 6-4 » 215 » Birmingham, Ala. » Mountain Brook HS</p> <ul style="list-style-type: none"> • Scored a career-high 6 pts at South Carolina last season (Jan. 23). • Registered career bests in minutes played (9), rebounds (3) and assists (1) sparking team's second-half run at USEF. 	<p>Career-Highs</p> <p>Pts _____ 6 Reb _____ 3 Ast _____ 1 Stl _____ - Min _____ 9</p>
	GP-GS	PPG	RPG	APG	FG%	FT%																				
2021-22	3-0	1.3	1.0	0.3	.400	.000																				
Career	16-0	1.1	0.3	0.1	.333	1.000																				
	25	CHANDLER LEOPARD	<table border="1"> <thead> <tr> <th></th> <th>GP-GS</th> <th>PPG</th> <th>RPG</th> <th>APG</th> <th>FG%</th> <th>FT%</th> </tr> </thead> <tbody> <tr> <td>2021-22</td> <td>2-0</td> <td>1.5</td> <td>0.5</td> <td>0.0</td> <td>1.000</td> <td>.000</td> </tr> <tr> <td>Career</td> <td>5-0</td> <td>1.2</td> <td>0.4</td> <td>0.0</td> <td>.667</td> <td>.000</td> </tr> </tbody> </table>		GP-GS	PPG	RPG	APG	FG%	FT%	2021-22	2-0	1.5	0.5	0.0	1.000	.000	Career	5-0	1.2	0.4	0.0	.667	.000	<p>JR » G » 6-3 » 195 » Athens, Ala. » Athens HS</p> <ul style="list-style-type: none"> • Works hard defensively and is a great part of the scout team. 	<p>Career-Highs</p> <p>Pts _____ 3 Reb _____ 1 Ast _____ - Stl _____ - Min _____ 3</p>
	GP-GS	PPG	RPG	APG	FG%	FT%																				
2021-22	2-0	1.5	0.5	0.0	1.000	.000																				
Career	5-0	1.2	0.4	0.0	.667	.000																				
	33	CHASE MAASDORP	<table border="1"> <thead> <tr> <th></th> <th>GP-GS</th> <th>PPG</th> <th>RPG</th> <th>APG</th> <th>FG%</th> <th>FT%</th> </tr> </thead> <tbody> <tr> <td>2021-22</td> <td>2-0</td> <td>0.0</td> <td>0.0</td> <td>0.5</td> <td>.000</td> <td>.000</td> </tr> <tr> <td>Career</td> <td>15-0</td> <td>0.4</td> <td>0.2</td> <td>0.1</td> <td>.286</td> <td>.250</td> </tr> </tbody> </table>		GP-GS	PPG	RPG	APG	FG%	FT%	2021-22	2-0	0.0	0.0	0.5	.000	.000	Career	15-0	0.4	0.2	0.1	.286	.250	<p>SR » G » 6-0 » 170 » Lakewood Ranch, Fla. » Out-of-Door Academy</p> <ul style="list-style-type: none"> • Returns home to the Tampa-Sarasota area this weekend. • Veteran member on the team. 	<p>Career-Highs</p> <p>Pts _____ 4 Reb _____ 1 (3x) Ast _____ 1 Blk _____ - Min _____ 4</p>
	GP-GS	PPG	RPG	APG	FG%	FT%																				
2021-22	2-0	0.0	0.0	0.5	.000	.000																				
Career	15-0	0.4	0.2	0.1	.286	.250																				
	35	DEVAN CAMBRIDGE	<table border="1"> <thead> <tr> <th></th> <th>GP-GS</th> <th>PPG</th> <th>RPG</th> <th>BPG</th> <th>FG%</th> <th>FT%</th> </tr> </thead> <tbody> <tr> <td>2021-22</td> <td>4-4</td> <td>6.3</td> <td>2.8</td> <td>0.0</td> <td>.370</td> <td>.750</td> </tr> <tr> <td>Career</td> <td>62-23</td> <td>6.4</td> <td>2.9</td> <td>0.4</td> <td>.391</td> <td>.514</td> </tr> </tbody> </table>		GP-GS	PPG	RPG	BPG	FG%	FT%	2021-22	4-4	6.3	2.8	0.0	.370	.750	Career	62-23	6.4	2.9	0.4	.391	.514	<p>JR » G » 6-6 » 210 » Nashville, Tenn. » Hillcrest Prep</p> <ul style="list-style-type: none"> • Appeared in all 27 games last season and earned 19 starts. • Played the most minutes on the court (30) at USEF contributing 6 points, a career-high tying 3 assists and two rebounds. Also had 3 monster dunks. 	<p>Career-Highs</p> <p>Pts _____ 26 Reb _____ 10 Ast _____ 3 (2x) Stl _____ 3 (3x) Min _____ 38</p>
	GP-GS	PPG	RPG	BPG	FG%	FT%																				
2021-22	4-4	6.3	2.8	0.0	.370	.750																				
Career	62-23	6.4	2.9	0.4	.391	.514																				
	44	DYLAN CARDWELL	<table border="1"> <thead> <tr> <th></th> <th>GP-GS</th> <th>PPG</th> <th>RPG</th> <th>BPG</th> <th>FG%</th> <th>FT%</th> </tr> </thead> <tbody> <tr> <td>2021-22</td> <td>4-0</td> <td>1.0</td> <td>3.0</td> <td>1.0</td> <td>.500</td> <td>.000</td> </tr> <tr> <td>Career</td> <td>31-0</td> <td>3.5</td> <td>3.5</td> <td>0.7</td> <td>.692</td> <td>.571</td> </tr> </tbody> </table>		GP-GS	PPG	RPG	BPG	FG%	FT%	2021-22	4-0	1.0	3.0	1.0	.500	.000	Career	31-0	3.5	3.5	0.7	.692	.571	<p>SO » C » 6-11 » 256 » Augusta, Ga. » McEachern HS</p> <ul style="list-style-type: none"> • Shot a team-best 70.5 percent from the floor last season. • Wants people to call him "RED" this year (which stands for Rebounding, Energy and Defense). 	<p>Career-Highs</p> <p>Pts _____ 10 Reb _____ 8 Ast _____ 3 Blk _____ 2 (6x) Min _____ 29</p>
	GP-GS	PPG	RPG	BPG	FG%	FT%																				
2021-22	4-0	1.0	3.0	1.0	.500	.000																				
Career	31-0	3.5	3.5	0.7	.692	.571																				

2021-22 NUMERICAL ROSTER

No.	Name	Pos.	Ht.	Wt.	Cl.	Hometown (Last School)
0	K.D. Johnson	G	6-0	204	So.	Atlanta, Ga. (Georgia)
1	Wendell Green Jr.	G	5-11	175	So.	Detroit, Mich. (Eastern Kentucky)
2	Jaylin Williams	F	6-8	230	So.	Nahunta, Ga. (Brantley County HS)
5	Chris Moore	F	6-6	230	So.	West Memphis, Ark. (West Memphis HS)
10	Jabari Smith	F	6-10	220	Fr.	Tyrone, Ga. (Sandy Creek HS)
12	Zep Jasper	G	6-0	185	Sr.	Augusta, Ga. (College of Charleston)
13	Walker Kessler	F/C	7-1	255	So.	Newnan, Ga. (North Carolina)
14	Preston Cook	G	6-4	200	Sr.	Auburn, Ala. (Auburn HS)
20	Carter Sobera	G	6-5	200	So.	Birmingham, Ala. (Mountain Brook HS)
21	Ty Cressman	F	6-7	237	So.	Greensboro, N.C. (Bishop McGuinness HS)
22	Allen Flanigan	G	6-6	220	Jr.	Little Rock, Ark. (Parkview Magnet HS)
23	Babatunde Akingbola	C	6-10	245	Jr.	Ogun, Nigeria (McEachern HS [Ga.])
24	Lior Berman	G	6-4	215	Jr.	Birmingham, Ala. (Mountain Brook HS)
25	Chandler Leopard	G	6-3	195	Jr.	Athens, Ala. (Athens HS)
31	Michael Whitmore	G	5-10	160	Fr.	College Park, Ga. (Lee University [Tenn.])
33	Chase Maasdorp	G	6-0	170	Sr.	Lakewood Ranch, Fla. (The Out-of-Door Academy)
35	Devan Cambridge	G	6-6	210	Jr.	Nashville, Tenn. (Hillcrest Prep [Ariz.])
44	Dylan Cardwell	C	6-11	256	So.	Augusta, Ga. (McEachern HS)

Head Coach: Bruce Pearl (8th Season)
 Assistant Coach: Ira Bowman (4th Season)
 Assistant Coach: Wes Flanigan (4th Season)
 Assistant Coach: Steven Pearl (8th Season)
 Director of Operations/Chief of Staff: Chad Prewett (8th Season)
 Recruiting Coordinator/Assistant to the Head Coach: Mike Burgomaster (6th Season)
 Athletic Trainer: Clark Pearson (12th Season)
 Strength & Conditioning Coach: Damon Davis (12th Season)
 Director of Player Development: Marquis Daniels (3rd Season)
 Video Coordinator: Ian Borders (4th Season)

2021-22 ALPHABETICAL ROSTER

No.	Name	Pos.	Ht.	Wt.	Cl.	Hometown (Last School)
23	Babatunde Akingbola	C	6-10	245	Jr.	Ogun, Nigeria (McEachern HS [Ga.])
24	Lior Berman	G	6-4	215	Jr.	Birmingham, Ala. (Mountain Brook HS)
35	Devan Cambridge	G	6-6	210	Jr.	Nashville, Tenn. (Hillcrest Prep [Ariz.])
44	Dylan Cardwell	C	6-11	256	So.	Augusta, Ga. (McEachern HS)
14	Preston Cook	G	6-4	200	Sr.	Auburn, Ala. (Auburn HS)
21	Ty Cressman	F	6-7	237	So.	Greensboro, N.C. (Bishop McGuinness HS)
22	Allen Flanigan	G	6-6	220	Jr.	Little Rock, Ark. (Parkview Magnet HS)
1	Wendell Green Jr.	G	5-11	175	So.	Detroit, Mich. (Eastern Kentucky)
12	Zep Jasper	G	6-0	185	Sr.	Augusta, Ga. (College of Charleston)
0	K.D. Johnson	G	6-0	204	So.	Atlanta, Ga. (Georgia)
13	Walker Kessler	F/C	7-1	255	So.	Newnan, Ga. (North Carolina)
25	Chandler Leopard	G	6-3	195	Jr.	Athens, Ala. (Athens HS)
33	Chase Maasdorp	G	6-0	170	Sr.	Lakewood Ranch, Fla. (The Out-of-Door Academy)
5	Chris Moore	F	6-6	230	So.	West Memphis, Ark. (West Memphis HS)
20	Carter Sobera	G	6-5	200	So.	Birmingham, Ala. (Mountain Brook HS)
10	Jabari Smith	F	6-10	220	Fr.	Tyrone, Ga. (Sandy Creek HS)
31	Michael Whitmore	G	5-10	160	Fr.	College Park, Ga. (Lee University [Tenn.])
2	Jaylin Williams	F	6-8	230	So.	Nahunta, Ga. (Brantley County HS)

ROSTER BY CLASS

Freshmen (2) - Jabari Smith and Michael Whitmore

Sophomores (8) - Dylan Cardwell, Ty Cressman, Wendell Green Jr., K.D. Johnson, Walker Kessler, Chris Moore, Carter Sobera and Jaylin Williams

Juniors (5) - Babatunde Akingbola, Lior Berman, Devan Cambridge, Allen Flanigan and Chandler Leopard

Seniors (3) - Preston Cook, Zep Jasper and Chase Maasdorp

PRONUNCIATION GUIDE

BABATUNDE AKINGBOLA
 bah-bah-TOON-day AH-king-boh-luh
 LIOR Berman LEE-oar
 DEVAN Cambridge DEV-in
 JAYLIN Williams JAY-lynn

QUICK FACTS

UNIVERSITY INFORMATION

Location _____ Auburn, Ala.
 Founded _____ 1856
 Enrollment _____ 30,737
 Nickname _____ Tigers
 Colors _____ Burnt Orange and Navy Blue
 Conference _____ Southeastern (SEC)

ADMINISTRATION

President _____ Dr. Jay Gogue
 Director of Athletics _____ Allen Greene
 Athletics Phone _____ 855-282-2010

BASKETBALL STAFF INFORMATION

Head Coach _____ Bruce Pearl
 Alma Mater _____ Boston College '82
 Career Record _____ 603-238 (.717)
 Seasons _____ 27
 Record at Auburn _____ 141-93 (.603)
 Seasons _____ 8
 Assistant Coach _____ Ira Bowman
 Alma Mater _____ Penn '96
 Assistant Coach _____ Wes Flanigan
 Alma Mater _____ Auburn '97
 Assistant Coach _____ Steven Pearl
 Alma Mater _____ Tennessee '10
 Director of Operations / Chief of Staff _____ Chad Prewett
 Alma Mater _____ Troy State '94
 Recruiting Coordinator _____ Mike Burgomaster
 Alma Mater _____ Miami '16
 Athletic Trainer _____ Clark Pearson
 Alma Mater _____ Kentucky '96
 Strength & Conditioning Coach _____ Damon Davis
 Alma Mater _____ Western Illinois '03
 Director of Player Development _____ Marquis Daniels
 Alma Mater _____ Auburn '03
 Video Coordinator _____ Ian Borders
 Alma Mater _____ Louisville '07

PROGRAM INFORMATION

First Year of Basketball _____ 1905-06
 All-Time Record _____ 1408-1227-1 (.534)
 All-Time SEC Record _____ 629-759 (.453)
 SEC Championships _____ 3 (1960, 1999, 2018)
 SEC Tournament Titles _____ 2 (1985, 2019)
 NCAA Tournament Appearances _____ 10
 NCAA Tournament Record _____ 17-10
 All-Americans _____ 13
 All-SEC Selections _____ 93

TEAM INFORMATION

2020-21 Record _____ 13-14
 SEC Record / Finish _____ 7-11 / 2nd
 Home / Away / Neutral _____ 8-5 / 3-8 / 2-1
 Associated Press Final Ranking _____ N/A
 USA Today Final Ranking _____ N/A
 Letterwinners Returning / Lost _____ 12 / 6
 Starters Returning / Lost _____ 3 / 2
 Newcomers _____ 6

ATHLETICS COMMUNICATIONS

Associate AD _____ Kirk Sampson
 Director of Communications (MBB Contact)
 _____ Marlene Navor
 Cell _____ 334-750-2381
 E-Mail _____ mnavor@auburn.edu

SOCIAL MEDIA

@AuburnMBB _____ #WarEagle

BRUCE PEARL

Head Coach

8th year at Auburn • 141-93
27th year overall • 603-238



- 7 National Coach of the Year Awards, 2006 Basketball Times, CBSsportsline, Sporting News National Coach of the Year

- 2006 & 2008 AP SEC Coach of the Year, 2008 SEC Co-Coach of the Year

- 2008 Rupp Cup Co-winner

- Has advanced to postseason play in 20 of 26 years as a head coach. In 2019-20, had a second-place finish in the SEC with a 25-6 record, including 12-6 in league play, that would be 21 of 25 years in the postseason not been canceled due to COVID

- Set single-season wins records at four different schools (29 at Southern Indiana in 1995; 26 at Wisconsin-Milwaukee in 2005; 31 at Tennessee in 2008; 30 at Auburn in 2019)

- Pearl has achieved a top-5 national ranking at Southern Indiana, Tennessee and Auburn. He has been in the top five in 10 seasons (1994-2001 at Southern Indiana, 2007-08 at Tennessee, 2019-20 at Auburn)

- Bruce Pearl's teams have led their conference in scoring 17 of the 26 years that he has been a head coach. His squads were the SEC's scoring champion in four of his six seasons at Tennessee, averaging 77.4 ppg while allowing 70.5 ppg

- One of 12 coaches to lead three different DI programs to the Sweet 16, joining Rick Barnes, Gene Bartow, John Calipari, Lon Kruger, Frank McGuire, Ralph Miller, Rick Pitino, Bill Self, Tubby Smith, Eddie Sutton and Bruce Weber. Including his stint at DII Southern Indiana, Pearl is one of only three coaches to take four programs (with three at the DI level) to the Sweet 16, joining Lon Kruger and Eddie Sutton

- With the win over Kentucky that sent Auburn to its first Final Four in program history, Pearl notched his 100th win as head coach of the Tigers. He is the first coach in Auburn history to have 100 wins in his first five seasons

- Bruce Pearl is the 11th coach in SEC history to win four conference crowns (overall or division) in a 10-year span. He is on the same list as Adolph Rupp (UK), Babe McCarthy (MSU), Billy Donovan (UF), Dale Brown (LSU), Joe Hall (UK), John Calipari (UK), Nolan Richardson (ARK), Rick Pitino (UK), Rick Stansbury (MSU) and Tubby Smith (UK)

- Auburn sold out of season tickets for the seventh consecutive year in 2021-22 (excluding COVID restricted seating season of 2020-21), all under Pearl, to continue the school record streak. Prior to Pearl, the only other time the Tigers sold out of season tickets came was 1999-2000

- In 26 full years as a head coach, Bruce Pearl's teams have finished either first or second in conference play 17 times

- At the Division I level, Pearl's teams have topped the 100-point mark 22 times, including a high of 124 in 2009 as well as 121 in the 2007 NCAA Tournament. In his second year as a coach at Southern Indiana the team averaged 101.7 ppg

- In the past five seasons, Auburn has the best non-conference record in the SEC during the regular season at 53-7 (.883), while scheduling regular NCAA Tournament teams in Arizona, Davidson, Dayton, Duke, Iowa State, Middle Tennessee, Murray State, Oklahoma, Texas Tech, UConn and Xavier

- His teams have been just as successful off the court as Auburn has had 32 graduates in six years – the most in the SEC. In 2018, Auburn received an Academic Progress Rate Public Recognition Award marking the first time the Tigers have been honored since the award began tracking data in 2004. The NCAA annually honors teams earning multiyear Academic Progress Rates in the top 10 percent of all squads in each sport

HEAD COACHING RECORD

Year	School	Record	Postseason
1992-93	Southern Indiana	22-7	NCAA Region 3rd Place
1993-94	Southern Indiana	28-4	NCAA Runner-Up
1994-95	Southern Indiana	29-4	NCAA Champions
1995-96	Southern Indiana	25-4	NCAA Sweet 16
1996-97	Southern Indiana	23-5	NCAA First Round
1997-98	Southern Indiana	27-6	NCAA Sweet 16
1998-99	Southern Indiana	26-6	NCAA Sweet 16
1999-00	Southern Indiana	25-6	NCAA Sweet 16
2000-01	Southern Indiana	26-4	NCAA First Round
Total		231-46	
2001-02	Milwaukee	16-13	-
2002-03	Milwaukee	24-8	NCAA First Round
2003-04	Milwaukee	20-11	NIT First Round
2004-05	Milwaukee	26-6	NCAA Sweet 16
Total		86-38	
2005-06	Tennessee	22-8	NCAA Second Round
2006-07	Tennessee	24-11	NCAA Sweet 16
2007-08	Tennessee	31-5	NCAA Sweet 16
2008-09	Tennessee	21-13	NCAA First Round
2009-10	Tennessee	28-9	NCAA Elite Eight
2010-11	Tennessee	19-15	-
Total		145-61	
2014-15	Auburn	15-20	-
2015-16	Auburn	11-20	-
2016-17	Auburn	18-14	-
2017-18	Auburn	26-8	NCAA Second Round
2018-19	Auburn	30-10	NCAA Final Four
2019-20	Auburn	25-6	(Canceled)
2020-21	Auburn	13-14	
2021-22	Auburn	3-1	
Total		141-93	
Career		603-238	

- Auburn recently secured its fourth perfect APR score of 1,000 in mid-May, something that has never been accomplished in program history

- In the past five years, Auburn men's basketball has averaged an APR of 995 (out of 1,000). In the previous four seasons before Pearl and his staff arrived, Auburn's APR average score was 940

- Pearl started AURLIVE at Auburn in 2015-16 to benefit cancer patients in the fight to beat cancer. AURLIVE raises the awareness of cancer prevention and detection while t-shirt sales and donations raise money to benefit cancer patients. He initiated the AURLIVE program in 2009 at Tennessee in recognition of former Vol Chris Lofton, who beat testicular cancer through early diagnosis and treatment and went on to play the entire 2007-08 season while recovering from his battle with the disease

- On Dec. 19, 2019, Children's Harbor in Birmingham, Ala. dedicated their on-site basketball court in honor of the charitable work done by Coach Pearl and the Pearl family over the last six years.

- Bruce Pearl has raised over \$1.2 million in only six golf tournaments at Auburn. Pearl and his wife, Brandy, have remarkably raised \$770,000 in the last three years benefitting Children's Harbor in Birmingham through the Bruce Pearl Fore the Children Golf Classic. The mission of Children's Harbor is to help children with serious illness and their families

- The Bruce Pearl Family Foundation in conjunction with L5 Foundation, an organization dedicated to addressing the essential and basic needs of cancer patients, donated \$20,000 to five charities in a ceremony in Knoxville in August 2015

- The Pearl family announced on Feb. 27, 2007, a \$100,000 donation to endow a scholarship in the name of former Tennessee player Dane Bradshaw. The Dane Bradshaw Athletic Scholarship Endowment is awarded to the male or female student-athlete at UT who best epitomizes the characteristics of the 2006-07 senior captain

TOP PERFORMANCES UNDER PEARL AT AUBURN

MOST POINTS TEAM

- 119, vs. Northwestern State (Nov. 27, 2015)
119, vs. Winthrop (Nov. 24, 2017)
- 117, vs. Coastal Carolina (Dec. 15, 2016)
- 116, vs. CSUN (Nov. 15, 2019)
- 109, vs. UConn (Nov. 24, 2021)

MOST POINTS INDIVIDUAL

- 34, Bryce Brown vs. Dayton (Dec. 8, 2018)
- 33, Samir Doughty vs. CSUN (Nov. 15, 2019)
- 32, Samir Doughty at Tennessee (Mar. 7, 2020)
- 31, Bryce Brown vs. Norfolk State (Nov. 10, 2017)
31, Mustapha Heron vs. Winthrop (Nov. 24, 2017)
31, Jared Harper at UAB (Dec. 15, 2018)

MOST REBOUNDS TEAM

- 66, vs. Mississippi College (Nov. 14, 2018)
- 60, vs. Alabama (Feb. 12, 2020)
- 52, vs. Gardner-Webb (Dec. 6, 2017)
52, vs. CSUN (Nov. 15, 2019)
- 51, vs. Eastern Kentucky (Nov. 17, 2016)
51, at UConn (Dec. 23, 2016)

MOST REBOUNDS INDIVIDUAL

- 19, Cinmeon Bowers at Middle Tennessee (Dec. 12, 2015)
- 18, Cinmeon Bowers vs. Alabama (Jan. 19, 2016)
18, Cinmeon Bowers vs. Ole Miss (Feb. 20, 2016)
- 17, Cinmeon Bowers vs. Milwaukee (Nov. 14, 2014)
17, Cinmeon Bowers vs. Winthrop (Dec. 17, 2014)
17, Cinmeon Bowers vs. Mississippi State (Jan. 21, 2015)
17, Horace Spencer vs. Mississippi College (Nov. 14, 2018)
17, Austin Wiley vs. Alabama (Feb. 12, 2020)

MOST 3-POINTERS TEAM

- 21, vs. Coastal Carolina (Dec. 15, 2016)
- 18, vs. South Alabama (Nov. 6, 2018)
18, vs. LSU (Feb. 8, 2020)
- 17, vs. Northwestern State (Nov. 27, 2015)
17, vs. Vanderbilt (Feb. 3, 2018)
17, vs. Arkansas (Feb. 20, 2019)
17, vs. North Carolina (Mar. 29, 2019)
17, vs. CSUN (Nov. 15, 2019)

MOST 3-POINTERS INDIVIDUAL

- 9, Bryce Brown at Arkansas (Feb. 17, 2016)
- 8, Kareem Canty at Middle Tennessee (Dec. 12, 2015)
8, Bryce Brown vs. South Carolina (Mar. 3, 2018)
8, Samir Doughty at Tennessee (Mar. 7, 2020)
- 7, KT Harrell vs. Coastal Carolina (Dec. 5, 2014)
7, Bryce Brown at Ole Miss (Jan. 9, 2019)
7, Bryce Brown vs. Kansas (Mar. 23, 2019)

MOST FT MADE TEAM

- 33, vs. UConn (Nov. 24, 2021)
33, vs. Kentucky (Feb. 1, 2020)
- 31, vs. Arkansas (Feb. 10, 2015)
31, at Arkansas – Feb. 27, 2018)
- 30, at South Carolina (Feb. 17, 2018)
30, at Missouri (Feb. 15, 2020)

MOST FT MADE INDIVIDUAL

- 15, KT Harrell vs. Georgia (Mar. 3, 2015)
15, Jared Harper at UAB (Dec. 15, 2018)
- 14, Jared Harper vs. Ole Miss (Jan. 7, 2017)
14, Samir Doughty vs. Kentucky (Feb. 1, 2020)
- 12, Desean Murray vs. Ole Miss (Jan. 9, 2018)
12, Jared Harper vs. South Carolina (Mar. 15, 2019)

MOST FT ATTEMPTED TEAM

- 46, at Missouri (Feb. 15, 2020)
- 44, vs. Kentucky (Feb. 1, 2020)

- 42, vs. Eastern Kentucky (Nov. 17, 2016)
42, vs. Alabama (Jan. 21, 2017)
- 41, vs. UConn (Nov. 24, 2021)

MOST FT ATTEMPTED INDIVIDUAL

- 18, Cinmeon Bowers vs. Missouri (Jan. 10, 2015)
18, KT Harrell vs. LSU (Mar. 13, 2015)
18, Austin Wiley vs. Alabama (Jan. 21, 2017)
- 17, Jared Harper vs. Ole Miss (Jan. 7, 2017)
- 16, Cinmeon Bowers vs. LSU (Feb. 2, 2016)
16, Jared Harper at UAB (Dec. 15, 2018)
16, K.D. Johnson vs. UConn (Nov. 24, 2021)

MOST ASSISTS TEAM

- 27, vs. CSUN (Nov. 15, 2019)
- 25, vs. Saint Peter's (Nov. 28, 2018)
- 24, vs. South Alabama (Nov. 6, 2018)
- 23, vs. Northwestern State (Nov. 27, 2015)
23, vs. USC Upstate (Nov. 29, 2016)
23, at TCU (Jan. 28, 2017)
23, vs. North Florida (Dec. 29, 2018)

MOST ASSISTS INDIVIDUAL

- 16, J'Von McCormick vs. CSUN (Nov. 15, 2019)
- 14, Jared Harper vs. Vanderbilt (Feb. 3, 2018)
- 13, Jared Harper vs. South Alabama (Nov. 6, 2018)
- 13, Jared Harper vs. North Carolina (Mar. 29, 2019)
- 10, Kareem Canty vs. Northwestern State (Nov. 27, 2015)
10, Jared Harper vs. Gardner-Webb (Dec. 6, 2017)
10, Jared Harper vs. Murray State (Dec. 22, 2018)
10, Jared Harper vs. North Florida (Dec. 29, 2018)
10, J'Von McCormick vs. Texas A&M (Mar. 4, 2020)

MOST STEALS TEAM

- 20, vs. North Florida (Dec. 29, 2018)
- 18, vs. Tennessee (Feb. 22, 2020)
- 16, vs. Saint Peter's (Nov. 28, 2018)
- 14, vs. Georgia (Jan. 20, 2018)
14, vs. Alabama (Feb. 21, 2018)
14, vs. Mississippi College (Nov. 14, 2018)
14, vs. Florida (Mar. 16, 2019)
14, vs. Tennessee (Mar. 17, 2019)
14, vs. New Mexico (Nov. 25, 2019)

MOST STEALS INDIVIDUAL

- 5, K.C. Ross-Miller vs. Oregon State (Nov. 26, 2014)
5, K.C. Ross-Miller vs. Middle Tennessee (Dec. 29, 2014)
5, Antoine Mason at LSU (Feb. 5, 2015)
5, Malik Dunbar vs. UNC Asheville (Dec. 4, 2018)
5, Chuma Okeke vs. Murray State (Dec. 22, 2018)
5, Chuma Okeke vs. North Florida (Dec. 29, 2018)
5, J'Von McCormick vs. Tennessee (Feb. 22, 2020)
5, K.D. Johnson vs. UConn (Nov. 24, 2021)

MOST BLOCKS TEAM

- 12, at Missouri (Jan. 10, 2017)
12, vs. UNC Asheville (Dec. 4, 2018)
- 11, vs. Boston College (Dec. 12, 2016)
11, vs. CSUN (Nov. 15, 2019)
- 10, vs. Gardner-Webb (Dec. 6, 2017)
10, at Murray St. (Dec. 19, 2017)
10, vs. Cornell (Dec. 30, 2017)
10, vs. ULM (Nov. 12, 2021)

MOST BLOCKS INDIVIDUAL

- 7, Horace Spencer at Arkansas (Feb. 17, 2016)
- 6, Horace Spencer vs. Oklahoma State (Jan. 30, 2016)
6, Horace Spencer vs. Boston College (Dec. 12, 2016)
6, Anfernee McLemore vs. Gardner-Webb (Dec. 6, 2017)
6, Anfernee McLemore at Missouri (Jan. 24, 2018)
6, Anfernee McLemore vs. Lehigh (Dec. 21, 2019)

LOYOLA CHICAGO AT-A-GLANCE

» Loyola Chicago had its four-game win streak snapped by Michigan State, 63-61, in the opening round of the Battle 4 Atlantis on Wednesday.
 » The Ramblers are coming off a 26-5, NCAA Sweet 16 campaign (lost to Oregon State), but are led this year by Drew Valentine, who was an assistant coach to Porter Moser (currently head coach at Oklahoma) from 2017-21.

AN AUBURN WIN WOULD ...

» Give the Tigers their second win this season over a first-time opponent next to a 77-54 victory over Morehead State in the season opener on Nov. 9.
 » Put Auburn in the 5th place game on Friday versus either Syracuse or Arizona State.
 » Give the Tigers their sixth all-time victory over a Missouri Valley Conference foe. They own a 5-2 all-time winning record versus the MVC.

ON THE RUN

» The Tigers have used two big runs this season to lead them to victory. Against Southern Indiana, AU used a 22-0 run to secure a 68-54 win over the Screaming Eagles in exhibition play on Nov. 5. On the road at USF, Auburn went on a 15-0 run in the second half, for a 58-52 come-from-behind victory.

PRESEASON HONORS AND WATCH LIST

» A pair of Tigers appear on some of the nation's top watch lists. Freshman Jabari Smith is a member of the John Wooden Preseason Top 50 Watch List which identifies 50 players for national player of the year and all-America honors. Smith also is on the Karl Malone Award Watch List which is presented each year to the country's top power forward. Sophomore center Walker Kessler is on the Kareem Abdul-Jabbar Award Watch List, given annually to the nation's top center.

» Allen Flanigan was named to the Coaches' Preseason All-SEC first team while Jabari Smith was named to the second team. Smith, the highest rated player ever signed at Auburn, was the only freshman to be voted on either team.

ON TO THE LEAGUE

» Auburn lost four of its top six scorers from last season including a pair of NBA Draft picks in guard Sharife Cooper (20.2 ppg, 8.0 apg) and forward JT Thor (9.4 ppg, 5.0 rpg). Thor was a first round pick of the Charlotte Hornets, while Cooper was a second rounder to the Atlanta Hawks.

35 IN A ROW

» Auburn has won 35 consecutive non-conference games at Auburn Arena. It's last non-conference home loss was Jan. 20, 2016 vs. Oklahoma State (63-74). Bruce Pearl is 46-3 at Auburn in non-conference home games.

TRACKING THE TIGERS

» Auburn has the best overall record in the SEC since 2017 (97-39).
 » From 2017-20, Auburn was one of four major programs to win at least 25 programs each year joining Duke, Kansas and Kentucky.
 » Made its first NCAA Final Four appearance in 2019.
 » Auburn has graduated 32 players in the last five years, the most of any SEC program.
 » Auburn's 4 NBA Draft picks in last three years is tied for seventh most nationally and third in the Southeastern Conference.
 » The four draft picks in last three years are the most for Auburn in the modern draft era (Chuma Okeke, Isaac Okoro, JT Thor, Sharife Cooper).
 » Auburn one of two programs in the country to beat Kentucky in each of the last four years.
 » Bruce Pearl won his 600th career game in his

PLAYER TO WATCH: K.D. JOHNSON

For the fourth-straight game, sophomore guard K.D. Johnson scored in double figures registering a career-high 27 points on 7-of-16 shooting from the field and 11-of-16 from the free throw line against No. 22-ranked UConn on Nov. 24 in the opening round of the Bad Boy Mowers Battle 4 Atlantis on Nov. 24. It marked his 16th career game in double digits and fifth 20-point outing. He also earned his first career start versus the Huskies playing 37 minutes. Johnson is averaging a team-leading 18.0 points per game, which ranks fourth most among players in the SEC.



TALE OF THE TAPE



Scoring Offense	84.3	85.0
Scoring Defense	71.5	60.8
Scoring Margin	+12.8	+24.2
Field Goal Pct.	.432	.507
Field Goal Pct. Def.	.412	.388
3-pt. FG Per Game	9.0	10.8
3-pt. FG Pct.	.321	.435
3-pt. FG Pct. Def.	.378	.361
Free Throw Pct.	.760	.685
Free Throws Made	18.3	12.2
Rebounds	38.3	38.2
Rebound Margin	+0.8	+5.2
Assists	14.0	19.8
Assist/Turnover Ratio	1.3	1.8
Turnover Margin	+6.0	+6.6
Steals	10.0	7.6
Blocks	6.3	2.2

SERIES HISTORY

Date	H/A/N	Result
First Meeting		

last regular season game of the 2020-21 season.
 » Bruce Pearl is second among active SEC coaches in winning percentage as a head coach (.717).

FLANIGAN OUT

» Auburn junior guard Allen Flanigan had a successful procedure in early September to repair his right Achilles after suffering a non-basketball related trauma. Flanigan's surgery was performed at the Andrews Sports Medicine & Orthopedic Center at St. Vincent's Hospital in Birmingham. The SEC's fourth leading returning scorer, Flanigan is expected to miss 12-14 weeks.
 » As a sophomore in 2020-21, Flanigan averaged 14.3 points, 5.5 rebounds and 2.9 assists while starting in all 27 games. The most improved scorer in the SEC last season, Flanigan was one of three players in the league to average 14.0 points, 5.0 rebounds and 2.5 assists per game.

SEC IN STRETCH

» Babatunde "Stretch" Akingbola represented Auburn at this year's Southeastern Conference Basketball Leadership Council that was held in September. The council consisted of one male representative and one female representative from each of the SEC's 14 institutions. The goal of the leadership council is for student-athletes to serve as a conduit of communication from their teams to the conference office on issues related to student-athlete experience, student-athlete wellness, and to provide feedback on proposed rules governing the SEC and NCAA.

2021-22 SEASON STATISTICS



2021-22 Auburn Men's Basketball Combined Team Statistics All games

Game Records

Record	Overall	Home	Away	Neutral
ALL GAMES	3-1	2-0	0-0	1-1
CONFERENCE	0-0	0-0	0-0	0-0
NON-CONFERENCE	3-1	2-0	0-0	1-1

Score by Periods

Team	1st	2nd	OT	TOT
Auburn	141	170	26	337
Opponents	141	113	32	286

Team Box Score

No.	Player	Total					3-Point		F-Throw		Rebounds				Other							
		GP-GS	MIN	AVG	FG-FGA	FG%	3FG-3FGA	3FG%	FT-FTA	FT%	OFF	DEF	TOT	AVG	PF	DQ	A	TO	BLK	STL	PTS	AVG
0	JOHNSON, K.D.	4-1	106:24	26.6	20-46	.435	10-21	.476	22-32	.688	1	6	7	1.8	13	0	5	3	0	11	72	18.0
10	SMITH, Jabari	4-4	117:03	29.3	17-43	.395	9-21	.429	19-22	.864	4	29	33	8.3	9	1	9	6	4	9	62	15.5
1	GREEN JR., Wendell	4-3	116:30	29.1	18-47	.383	8-24	.333	9-12	.750	1	17	18	4.5	7	0	14	10	0	3	53	13.3
2	WILLIAMS, Jaylin	4-0	84:54	21.2	15-26	.577	2-9	.222	4-5	.800	4	10	14	3.5	9	0	5	7	5	3	36	9.0
12	JASPER, Zep	4-4	106:16	26.6	9-25	.360	3-8	.375	8-10	.800	3	4	7	1.8	11	0	11	3	0	4	29	7.3
13	KESSLER, Walker	4-4	89:48	22.4	12-26	.462	1-9	.111	2-5	.400	8	19	27	6.8	8	0	4	4	12	3	27	6.8
35	CAMBRIDGE, Devan	4-4	94:55	23.7	10-27	.370	2-15	.133	3-4	.750	5	6	11	2.8	6	0	4	3	0	2	25	6.3
5	MOORE, Chris	4-0	57:54	14.5	7-13	.538	0-2	.000	6-6	1.000	3	3	6	1.5	6	0	1	2	0	1	20	5.0
25	LEOPARD, Chandler	2-0	02:20	1.2	1-1	1.000	1-1	1.000	0-0	.000	0	1	1	0.5	0	0	0	0	0	0	3	1.5
24	BERMAN, Lior	3-0	20:34	6.9	2-5	.400	0-2	.000	0-0	.000	3	0	3	1.0	0	0	1	0	0	0	4	1.3
44	CARDWELL, Dylan	4-0	43:25	10.9	2-4	.500	0-0	.000	0-0	.000	8	4	12	3.0	4	0	1	1	4	4	4	1.0
14	COOK, Preston	3-0	02:30	0.8	1-1	1.000	0-0	.000	0-0	.000	1	0	1	0.3	0	0	0	0	0	0	2	0.7
23	AKINGBOLA, Babatunde	2-0	02:46	1.4	0-0	.000	0-0	.000	0-0	.000	0	0	0	0.0	0	0	0	0	0	0	0	0.0
21	CRESSMAN, Ty	2-0	02:20	1.2	0-0	.000	0-0	.000	0-0	.000	0	0	0	0.0	0	0	0	0	0	0	0	0.0
33	MAASDORP, Chase	2-0	02:20	1.2	0-0	.000	0-0	.000	0-0	.000	0	0	0	0.0	0	0	1	0	0	0	0	0.0
Team											7	6	13				5					
Total		4	850		114-264	.432	36-112	.321	73-96	.760	48	105	153	38.3	73	1	56	44	25	40	337	84.3
Opponents		4	850		100-243	.412	31-82	.378	55-80	.688	44	106	150	37.5	76	4	45	68	19	23	286	71.5

Team Statistics

	AUB	OPP
Scoring	337	286
Points per game	84.3	71.5
Scoring margin	+12.8	-
Field goals-att	114-264	100-243
Field goal pct	.432	.412
3 point fg-att	36-112	31-82
3-point FG pct	.321	.378
3-pt FG made per game	9.0	7.8
Free throws-att	73-96	55-80
Free throw pct	.760	.688
F-Throws made per game	18.3	13.8
Rebounds	153	150
Rebounds per game	38.3	37.5
Rebounding margin	+0.8	-
Assists	56	45
Assists per game	14.0	11.3
Turnovers	44	68
Turnovers per game	11.0	17.0
Turnover margin	+6.0	-
Assist/turnover ratio	1.3	0.7
Steals	40	23
Steals per game	10.0	5.8
Blocks	25	19
Blocks per game	6.3	4.8
Winning streak	0	-
Home win streak	2	-
Attendance	18242	0
Home games-Avg/Game	2-9121	0-0
Neutral site-Avg/Game	-	2-2607

Team Results

Date	Opponent		Score	Att.
11/09/2021	Morehead St.	W	77-54	9121
11/12/2021	La.-Monroe	W	93-65	9121
11/19/2021	vs South Fla.	W	58-52	4040
11/24/2021	vs UConn	Lot2	109-115	1174

