



AUBURN TIGERS

2011 FOOTBALL



GAME 9

AUBURN (5-3, 3-2 SEC) vs. OLE MISS (2-5, 0-4 SEC)

OCT. 29, 2011 • 6 P.M. CT • TV: ESPNU

JORDAN-HARE STADIUM (87,451) • AUBURN, ALA.



QUICK FACTS

COACHES

Gene Chizik (Florida, 1985)

Auburn Record27-8 (3rd year)
vs. Ole Miss2-0
Overall Record32-27 (5th year)
vs. Ole Miss2-0

Houston Nutt (Oklahoma State, 1981)

Ole Miss Record 24-21 (4th year)
vs. Auburn1-2
Overall Record135-91 (19th year)
vs. Auburn6-7

SERIES

Auburn leads, 26-9

at Auburn.....AU leads, 12-2
at OxfordAU leads, 9-2
Neutral sites.....Series tied, 5-5
at Birmingham, Ala.....UM leads, 1-0
at Jackson, Miss.AU leads, 3-0
at Jacksonville, Fla.AU leads, 1-0
at Memphis, Tenn.UM leads, 2-0
at Mobile, Ala.....UM leads, 1-0
at Montgomery, Ala.....Series tied, 1-1
Last Meeting.....AU 51, UM 31
Oct. 30, 2010 in Oxford
Current StreakAU, W2

RANKINGS

AuburnRV AP /RV USA Today/RV Harris/#23 BCS
Ole MissNot ranked

TELEVISION • ESPNU

Clay MatvickPlay-by-play
Brian GrieseAnalysts
Allison WilliamsSideline Reporter

RADIO • AUBURN IMG NETWORK

The Auburn IMG Sports Network provides radio coverage to more than 50 stations that cover the Southeast. Rod Bramblett (play-by-play), Stan White (color), Quentin Riggins (sideline), Paul Ellen (studio & SEC Report), Andy Burcham (locker room).

SATELLITE RADIO219 Sirius/199 XM
IN AUBURNWKKR-FM (97.7)

INTERNET

Live audio & statswww.auburntigers.com
FacebookAUathletics
TwitterFootballAU

THE GAME

Auburn returns to Jordan-Hare Stadium for just the second time in the last five weeks to play the Ole Miss Rebels. It is the 36th meeting between the teams and the 15th time the teams have met in Auburn. The game will be carried by ESPNU.

AUBURN HEADLINES

- ▶ Auburn leads the series against Ole Miss with a 26-9 record. Auburn has won eight of the last 10 games against the Rebels including the last two.
- ▶ The Tigers hold a 12-2 advantage over Ole Miss in games played in Auburn and have won the last three at home in the series.
- ▶ Auburn's three losses this season have come against teams currently ranked in the AP top 10.
- ▶ The Tigers have won 12 consecutive games at Jordan-Hare Stadium, which is tied for the 7th longest win streak at the stadium in program history. It is the longest streak since AU won 12 straight from 2000-01.
- ▶ Since 2000, Auburn is 24-4 (.857) at Jordan-Hare Stadium in night games (6 p.m. or later kickoff).
- ▶ Auburn is 18-1 and has won 15 straight when intercepting a pass since 2009.
- ▶ Auburn has won 20 of its last 23 games dating back to the 2010 victory over Northwestern in the Outback Bowl.
- ▶ Auburn has won 11 of its last 13 conference games and 12 of 14 against SEC opponents.
- ▶ The Tigers are 20-2 when leading at halftime under head coach Gene Chizik and has won 14 straight.
- ▶ Auburn is 9-0 in games decided by four points or less, including 5-0 vs. SEC teams, under Chizik.
- ▶ Auburn has five fourth-quarter comebacks under Gene Chizik, including two in 2011.
- ▶ Philip Lutzenkirchen is T-5th among active TE's in career TD receptions with 10.
- ▶ RB Onterio McCalebb has caught a pass in 11 straight games dating back to 2010.
- ▶ Onterio McCalebb is 16th in the FBS and first in the SEC in receptions for a RB with 22.
- ▶ TE Phillip Lutzenkirchen leads AU with six receptions for 71 yards in the last two games (Florida & LSU). No other WR/TE has more than four catches in that two-game span.
- ▶ Punter Steven Clark leads the SEC and is second in the FBS with 25 punts inside the 20-yard line.
- ▶ RB Michael Dyer is 188 rushing yards shy of reaching 1,000 for the season.
- ▶ Michael Dyer is third in the SEC and 23rd in the FBS averaging 101.5 rushing yards per game.
- ▶ Dyer has just 25 carries for negative yards (minus 50 yards total) in 341 career rushing attempts.
- ▶ DE Corey Lemonier is first in the SEC/T-12th nationally with 6.0 sacks and T-2nd SEC/T-16th nationally with 10.0 TFLs.
- ▶ Lemonier needs 3.0 sacks to move into Auburn's single-season top 10. Donnie Humphrey holds the 10th spot with 9.0 sacks in 1981.
- ▶ Kicker Cody Parkey leads the SEC and is tied for second in the FBS with 22 touchbacks.

AUBURN (5-3, 3-2 SEC)

| Date | Opponent | Score/Time |
|----------|-------------------------------|------------|
| Sept. 3 | UTAH STATE [ESPN2] | W, 42-38 |
| Sept. 10 | #16/17 MISSISSIPPI ST. [SECN] | W, 41-34 |
| Sept. 17 | at Clemson [ABC] | L, 24-38 |
| Sept. 24 | FLORIDA ATLANTIC [FSS] | W, 30-16 |
| Oct. 1 | at #10/9 South Carolina [CBS] | W, 16-13 |
| Oct. 8 | at #10/12 Arkansas [ESPN] | L, 14-38 |
| Oct. 15 | FLORIDA [ESPN] | W, 17-6 |
| Oct. 22 | at #1/2 LSU [CBS] | L, 10-45 |
| Oct. 29 | OLE MISS [ESPNU] | 6 p.m. |
| Nov. 12 | at Georgia | TBA |
| Nov. 19 | SAMFORD [HC] [PPV] | Noon |
| Nov. 26 | #2/3 ALABAMA [CBS] | TBA |

All times Central

OLE MISS (2-5, 0-4 SEC)

| Date | Opponent | Score/Time |
|----------|-------------------------|------------|
| Sept. 3 | BYU [ESPN] | L, 13-14 |
| Sept. 10 | SOUTHERN ILLINOIS [PPV] | W, 42-24 |
| Sept. 17 | at Vanderbilt [SEC Net] | L, 7-30 |
| Sept. 24 | GEORGIA | L, 13-27 |
| Oct. 1 | at Fresno State [ESPN2] | W, 38-28 |
| Oct. 15 | #2/3 ALABAMA [ESPN2] | L, 52-7 |
| Oct. 22 | #10/10 ARKANSAS [SECN] | L, 24-29 |
| Oct. 29 | at Auburn [ESPNU] | 6 p.m. |
| Nov. 5 | at Kentucky [ESPNU] | 2:30 p.m. |
| Nov. 12 | LOUISIANA TECH | TBA |
| Nov. 19 | #1/2 LSU | TBA |
| Nov. 26 | Mississippi State | TBA |

All times Central

2011 Auburn Football Game Notes

STATISTICAL COMPARISON

AUBURN VS. OLE MISS 2011 PER GAME STATISTICS

| | <u>AU</u> | <u>UM</u> |
|-----------------------|-----------|-----------|
| Points | 24.2 | 20.6 |
| Total Offense | 346.8 | 269.6 |
| First Downs | 18.0 | 14.9 |
| Rushing Yards | 183.2 | 108.9 |
| Passing Yards | 163.5 | 160.7 |
| Time of Possession | 27:57 | 27:55 |
| 3rd Down Pct. | 36% | 30% |
| Points Allowed | 28.2 | 29.1 |
| Yards Allowed | 403.0 | 442.1 |
| Rushing Yards Allowed | 181.4 | 222.9 |
| Passing Yards Allowed | 221.6 | 219.3 |

STATISTICAL LEADERS

2011 STATISTICS

RUSHING YARDS

| AUBURN | UM |
|-----------------------|-------------------------|
| Michael Dyer812 | Jeff Scott394 |
| O. McCalebb.....387 | Brandon Bolden173 |
| Kiehl Frazier.....207 | Randall Mackey125 |

PASSING YARDS

| AUBURN | UM |
|----------------------------|-------------------------|
| Barrett Trotter1,009 | Randall Mackey652 |
| Clint Moseley265 | |

RECEPTIONS

| AUBURN | UM |
|---------------------|------------------------|
| O. McCalebb22 | Ja-Mes Logan17 |
| Emory Blake19 | Donte Moncrief16 |
| Trovon Reed15 | N. Brassell15 |

POINTS SCORED

| AUBURN | UM |
|-----------------------|------------------------|
| Cody Parkey50 | Jeff Scott42 |
| Michael Dyer48 | Bryson Rose28 |
| Emory Blake24 | Donte Moncrief26 |
| Two tied with18 | Brandon Bolden12 |

TACKLES

| AUBURN | UM |
|----------------------|------------------------|
| Neiko Thorpe64 | Mike Marry60 |
| Daren Bates58 | Damien Jackson50 |
| De. McNeal50 | Joel Knight39 |

INTERCEPTIONS

| AUBURN | UM |
|---------------------|-----------------------|
| De. McNeal2 | Charles Sawyer4 |
| Neiko Thorpe2 | Marcus Temple2 |

SACKS

| AUBURN | UM |
|-------------------------|-----------------------|
| Corey Lemonier6.0 | Wayne Dorsey3.0 |
| Six tied with1.0 | Mike Marry2.0 |

AUBURN-OLE MISS SERIES

Auburn has won the last two meetings in the series with Ole Miss and the last three in Auburn.

Five of the last six games have been decided by double digits including three games decided by 20 points or more.

Series notes:

- ▶ There have been three shutouts in the series with Auburn winning all three games.
- ▶ The Tigers have held Ole Miss under 200 yards passing in the last six meetings. The Rebels have topped 200 yards passing just nine times in the previous 35 games.
- ▶ Auburn has not thrown an interception in the past two meetings and has thrown just six in the last 14 games against the Rebels.
- ▶ Auburn has had at least one rushing touchdown in the last 11 games and in 33 of the 35 games vs. Ole Miss. The Tigers did not rush for a score in the 1999 and 1972 meetings.

AUBURN-OLE MISS TIES

Ole Miss defensive line coach Terry Price held the same position at Auburn from 1999-2008.

Auburn offensive coordinator Gus Malzahn was the offensive coordinator for Houston Nutt at Arkansas during the 2006 season.

Auburn running backs coach Curtis Luper played running back at Oklahoma State from 1984-87 while Houston Nutt was the Cowboys' wide receivers coach. Rebels co-offensive coordinator/offensive line coach Mike Markuson was a graduate assistant on the staff during Luper's final season in 1987.

Luper also coached with Ole Miss passing game coordinator Gunter Brewer at Oklahoma State from 2005-08. Luper was the running backs coach for OSU, while Brewer was the Cowboys' defensive coordinator. Auburn receivers coach Trooper Taylor was also on the 2008 Oklahoma State staff as co-offensive coordinator/receivers coach.

Ole Miss special teams coordinator/tight ends coach James Shibest coached former Auburn players Rudi Johnson (RB) and Daniel Cobb (QB) at Butler County CC. Shibest was a receiver at Arkansas from 1983-86 and had five catches for 84 yards and a touchdown in a 21-15 loss to Auburn in the 1984 Liberty Bowl.

MISSISSIPPI TIGERS-ALABAMA REBELS

Auburn has three players from Mississippi on its roster: Drew Cole from Picayune (HS), Aubrey Phillips from Olive Branch (HS) and Jermaine Whitehead from Greenwood (Amanda Elzy).

Ole Miss has seven players from Alabama: Collins Moore from Madison (Bob Jones), Tim Simon from Cordova (HS), Vincent Moss from Munford (HS), D.T. Shackelford from Decatur (Austin), Josh Lancaster from Mobile (St. Paul's Episcopal), Chase Hughes from Springville (HS) and T.J. Worthy from Gadsden (HS).

IN OCTOBER

Auburn is 297-152-18 (.655) all-time in the month of October. The Tigers are 42-13 (.764) in their last 55 games in October.

Auburn has posted a winning record in the month of October in six of the last eight seasons.

CHIZIK IN THIRD YEAR

Gene Chizik is one of just three head coaches to have won a BCS National Championship with less than five years experience as a head coach at the college or NFL level.

After taking Auburn to the BCS title in just his fourth season as a head coach, Chizik joined Bob Stoops (Oklahoma, 2nd year) and Larry Coker (Miami, 1st year) to have accomplished the feat. Stoops led OU to the 2000 BCS Championship, while Coker led Miami to the 2001 title.

In two seasons at Auburn, Chizik has compiled a record of 27-8 and 14-7 in SEC play. Chizik became the first Auburn head coach to take the Tigers to a bowl game in his first season at the helm (2009).

Chizik has been a part of three perfect teams in the past seven years, 2010 and 2004 with Auburn and 2005 with Texas.

O-LINE CONTINUITY

Should the Tigers offensive line maintain the same starting lineup against Ole Miss it would mark a season-long three straight games without a change.

Auburn has used five different starting lineups in eight games and have maintained consecutive line ups twice.

The Tigers started the same five players in the same spot against South Carolina and Arkansas before injuries forced a change. Auburn then started consistent lineups vs. Florida and LSU and look to maintain that lineup vs. the Rebels.

True freshman center Reese Dismukes is the only AU offensive lineman to have started every game at the same position.

INT = WIN

Since 2009, the Tigers are 18-1 and have won 15 consecutive games when intercepting a pass.

Auburn has intercepted a pass in four of its five wins this season. Those four came against Mississippi State, Florida Atlantic, South Carolina and Florida.

The only game Auburn has lost when registering an INT was in 2009 against Arkansas.

MCCALEBB LEADS SEC RB'S

Junior Onterio McCalebb leads all Southeastern Conference running backs and is tied for 10th overall with 22 receptions this season.

McCalebb totaled 13 catches in his first two seasons, grabbing six in 2009 and seven in 2010.

The Fort Meade, Fla., native is 16th among RB's nationally with 22 catches. Tavon Austin of West Virginia leads all running backs with 48 receptions this season.

With three receptions for 38 yards against LSU, McCalebb has caught at least one pass in 11 straight games dating back to Nov. 26 vs. Alabama in 2010.

McCalebb has at least two catches in eight of those 11 games.

For his career, McCalebb is 10th in AU history for receiving yards by a RB with 383. McCalebb needs 1 receiving yard to tie Tony Richardson (1991-93) for ninth place and 50 yards to tie Harold Marrow (1994-95) for eighth place with 433.

McCalebb leads Auburn with 22 receptions this season. The last back to lead Auburn in receptions was Tucker Frederickson in 1964 with 14.

2011 Auburn Football Game Notes

Receptions by a RB in the FBS:

| | |
|----------------------------------|----|
| 1. Tavon Austin, West Virginia | 48 |
| 2. Willie Carter, Tulsa | 36 |
| 3. Ray Graham, Pitt | 30 |
| 4. Rodney Stewart, Colorado | 28 |
| 5. Kenny Turner, New Mexico St. | 27 |
| Perry Jones, Virginia | 27 |
| 7. Orleans Darkwa, Tulane | 26 |
| 8. Bobby Rainey, W. Kentucky | 25 |
| Lance Dunbar, North Texas | 25 |
| Michael Hayes, Houston | 25 |
| 11. Tracy Lampley, Southern Miss | 24 |
| James Washington, NC State | 24 |
| 13. Brandon Oliver, Buffalo | 23 |
| DeAnthony Thomas, Oregon | 23 |
| Jordan Jenkins, Oregon St. | 23 |
| 16. Oterio McCalebb, Auburn | 22 |

BIG CATCH LUTZ

Junior TE Phillip Lutzenkirchen had made of habit of coming up big for the Tigers with 24 of his 34 career catches netting a first down and seven of his 10 career receiving touchdowns coming in the fourth quarter. Lutzenkirchen is tied for fifth among active tight ends (FBS) in career touchdown catches. Ladarius Green of Louisiana-Lafayette is the active career leader with 19 TD grabs.

Lutzenkirchen has two game-winning TD catches for his career.

Lutz hauled in the game-winner against No. 10 South Carolina with 1:38 left in the game this season and against No. 9 Alabama with 11:55 left in the game in 2010.

CLOSING IN ON 1,000

Michael Dyer needs 188 rushing yards to reach 1,000 this season and become the fourth AU running back to record consecutive 1,000-yard rushing seasons.

Dyer ran for an Auburn freshman-record 1,093 yards last season.

The Little Rock, Ark., native is Auburn's first returning 1,000-yard rusher since 2006 when RB Kenny Irons returned for his senior season. Irons led the SEC in rushing in 2005 with 1,293 yards and followed that by totaling 893 yards in '06.

Auburn has not had a rusher total 1,000 yards or more in consecutive seasons since Carnell Williams in 2003-04. Williams ran for 1,307 in 2003 and 1,165 in 2004.

Auburn's three previous consecutive 1,000-yard rushers are:

| | | |
|------|------------------|-------|
| 1978 | James Brooks | 1,208 |
| 1979 | James Brooks | 1,314 |
| 1994 | Stephen Davis | 1,263 |
| 1995 | Stephen Davis | 1,068 |
| 2003 | Carnell Williams | 1,307 |
| 2004 | Carnell Williams | 1,165 |

MASON CRACKS TOP 10

With 61 yards on three kickoff returns vs. LSU, true freshman Tre Mason moved into the Auburn single-season top 10 for kickoff return yards.

Mason currently holds seventh place with 544 yards and needs 33 yards to move into a tie for sixth with James Brooks (1979) with 577.

Brooks holds the freshman record for KO return yards in a season with 654 in 1977. Mason is 110 yards shy of tying Brooks' freshman record.

Demond Washington holds the AU single-season record with 1,117 yards in 2010.

D-LINE LEADS THE WAY

The Auburn defensive line has combined for 30 (61 percent) of the Tigers' 49 tackles-for-loss this season and 10.0 (77 percent) of the team's 13.0 sacks.

Sophomore Corey Lemonier leads the line with 10.0 TFLs, while sophomore Nosa Eguae is second with 5.0. Lemonier leads the Tigers with 6.0 sacks while four Tigers have one sack apiece.

LEMONIER LEADS SEC

Sophomore DE Corey Lemonier has totaled 23 tackles, 8.0 TFLs, 5.0 sacks and one forced fumble in the past five games.

Lemonier leads the SEC and is T-12th in the FBS with 6.0 sacks and is tied for second in the SEC and T-16th in the FBS with 10.0 TFLs this season.

Lemonier had his streak of four straight games with at least one TFL snapped vs. LSU.

Through the first three games of the season Lemonier had just eight tackles, 2.0 TFLs and 1.0 sacks.

Against Florida, Lemonier set career single-game highs with 3.0 TFLs and 2.0 sacks and tied his career best with six tackles. Lemonier earned SEC Co-Defensive Player of the Week honors for his performance against the Gators.

YOUTH IN ABUNDANCE

Auburn has 79 scholarship players on its 2011 roster with 51 (65 percent) coming from underclassmen.

The Tigers have 24 true freshmen, 11 redshirt freshmen, 16 sophomores, 15 juniors and 13 seniors on scholarship. Five of the 13 seniors were walk-ons who were awarded scholarships prior to the start of the 2011 season.

Auburn has played a total of 26 freshmen this season. The Tigers have played 16 true freshmen and 10 redshirt freshmen. The most recent freshman to see the field was true freshman walk-on WR Garrett Harper who played special teams vs. South Carolina.

True freshmen who have played this season: Erique Florence, Kiehl Frazier, Tre Mason, Quan Bray, Robenson Therezie, C.J. Uzomah, Jaylon Denson, Gabe Wright, Devaunte Sigler, Angelo Blackson, Reese Dismukes, Brandon Fulse, Justin Garrett, Jonathan Rose and Jermaine Whitehead.

Redshirt Freshmen who have played: Justin Delaine, Tunde Fariyike, Eric Mack, Jonathon Mincy, LaDarius Owens, LaDarius Phillips, Trovon Reed, Chad Slade, Jawara White and Trent Fisher.

TIGERS HOLD LEADS

Auburn is 20-2 and has won its last 14 straight when leading at the half under Gene Chizik.

Auburn is 4-0 this season when leading at halftime.

The Tigers went 9-0 in 2010 when leading at halftime and 7-2 in 2009. Auburn's only losses came against Kentucky (led 14-7, lost 21-14 at home) and Georgia (led 14-7, lost 31-24 at UGA).

TIGERS PERFECT TWICE SINCE 2004

Auburn is the only Southeastern Conference team to record two perfect seasons since 2004, going 13-0 in '04 and 14-0 in 2010. Since the 2004 season, Auburn has won 42 of its 61 SEC games and 44 of its 63 games against SEC schools, including the 2004 (vs. Tennessee) and 2010 (vs. South Carolina) SEC Championship games. SEC record since 2004:

| | W-L | Pct. |
|-------------------|--------------|-------------|
| LSU | 44-17 | .721 |
| Auburn | 42-19 | .689 |
| Florida | 42-19 | .689 |
| Alabama | 41-20 | .672 |
| Georgia | 39-22 | .639 |
| Tennessee | 31-29 | .517 |
| South Carolina | 31-30 | .508 |
| Arkansas | 29-30 | .492 |
| Kentucky | 17-42 | .288 |
| Mississippi State | 17-43 | .283 |
| Ole Miss | 16-44 | .267 |
| Vanderbilt | 13-47 | .217 |

AU IN OT

Auburn OT Record: 6-5

Home: 4-3

Road: 0-2

Neutral: 2-0

| Date | Opponent | Result |
|----------|-------------------|----------|
| 11/16/96 | GEORGIA (4OT) | L, 56-49 |
| 9/25/99 | OLE MISS | L, 24-27 |
| 11/11/00 | GEORGIA | W, 29-26 |
| 10/20/01 | LA TECH | W, 48-41 |
| 9/28/02 | SRACUSE (3OT) | W, 37-34 |
| 10/19/02 | at Florida | L, 30-23 |
| 10/22/05 | at LSU | L, 20-17 |
| 9/8/07 | SOUTH FLORIDA | L, 26-23 |
| 12/31/07 | vs. Clemson* | W, 23-20 |
| 1/1/10 | vs. Northwestern^ | W, 38-35 |
| 9/18/10 | CLEMSON | W, 27-24 |

All games 1 OT unless noted

Home Games All Caps

* Chick-fil-A Bowl

^ Outback Bowl

AU OT Records:

First OT Game in SEC History: Auburn vs. Georgia, 1996

Most OT Periods: 4, vs. Georgia, 1996

Most OT Points Scored: 21 vs. Georgia, 1996

Most Rushing Yards: 40, Carnell Williams vs. Syracuse, 2002

Most Passing Yards: 45, Dameyune Craig vs. Georgia, 1996

Most Receiving Yards: 23, Karsten Bailey vs. Georgia, 1996

2011 Auburn Football Game Notes

AUBURN IN 2011 BY THE NUMBERS

| CATEGORY | 2011 |
|---|------|
| Record..... | 5-3 |
| SEC | 3-2 |
| West | 1-2 |
| East..... | 2-0 |
| Non-Conference | 2-1 |
| Home | 4-0 |
| Away | 1-3 |
| Neutral | 0-0 |
| Day | 3-2 |
| Night (6 p.m. or later) | 2-1 |
| TV Games | 5-3 |
| ABC | 0-1 |
| CBS..... | 1-1 |
| ESPN | 1-1 |
| ESPN2 | 1-0 |
| ESPNU..... | 0-0 |
| ESPN3D..... | 0-0 |
| FSN..... | 1-0 |
| SEC Network | 1-0 |
| Scoring First..... | 3-2 |
| Opponent Scoring First | 2-1 |
| Leading at Half | 4-0 |
| Trailing at Half | 1-2 |
| Tied at Half | 0-1 |
| Leading after Third..... | 3-0 |
| Trailing after Third | 2-3 |
| Tied after Third | 0-0 |
| Overtime Games | 0-0 |
| Scoring fewer than 20 pts. | 2-2 |
| Scoring 20+ points | 3-1 |
| Scoring 30+ points | 3-0 |
| Allowing fewer than 20 pts..... | 3-0 |
| Allowing 20+ points | 0-2 |
| Allowing 30+ points | 2-3 |
| Rushing for less than 100 yds..... | 1-1 |
| Rushing for 100+ yds..... | 4-2 |
| Rushing for 200+ yds..... | 2-2 |
| Passing for 200+ yds. | 1-1 |
| Passing for 300+ yds. | 0-0 |
| Totaling less than 300 yds..... | 1-1 |
| 300+ yds. of total offense | 4-2 |
| 400+ yds. of total offense | 0-1 |
| Allowing less than 100 yds. rushing..... | 1-0 |
| Allowing less than 300 yds. total off. | 2-0 |
| Allowing 300+ yds. total offense | 3-3 |
| Having 100-yd. rusher | 2-2 |
| Opp. have 100-yd. rusher..... | 1-0 |
| No turnovers | 2-0 |
| Fewer than 3 turnovers | 2-2 |
| 3 or more turnovers | 1-1 |
| No takeaways | 1-1 |
| Fewer than 3 takeaways | 2-2 |
| 3 or more takeaways..... | 2-0 |
| More than 30:00 of possession | 1-1 |
| Less than 30:00 of possession | 4-2 |

PUNTING PROWESS

Sophomore punter Steven Clark leads the SEC and is second in the FBS with 25 punts inside the 20-yard line this season.

Against LSU, Clark punted seven times with three of those punts pinning LSU inside the 20.

Clark set a career-best for a second consecutive week when hit six punts inside the 20-yard line vs. Arkansas on Oct. 8.

The Kansas City, Mo., native earned his second SEC POW against Florida when he pinned the Gators inside the 20 twice and put enough hang time to hold Florida to -4 yards on four punt returns. The Gators average starting position on Clark's seven punts was their own 26. Florida also dropped two punt.

FBS leaders with punts inside the 20:

| Rk. | Player, School | I20 | TB |
|-----|------------------------------|-----|----|
| 1. | Ryan Allen, La. Tech | 27 | 2 |
| 2. | Steven Clark, Auburn | 25 | 2 |
| 3. | Brett Baer, Louisiana | 20 | 2 |
| | Will Atterberry, North Texas | 20 | 6 |
| 5. | Tress Way, Oklahoma | 19 | 0 |
| 6. | Tyler Campbell, Ole Miss | 18 | 6 |

TIGERS KEEP GATORS UNDER 200 YARDS

The Auburn defense held Florida to 194 total yards which was the lowest offensive output for the Gators since 1990, a span of 268 games. The Tennessee Volunteers held the Gators to 194 yards in a 45-3 win on Oct. 13, 1990.

In the 17-6 win vs. Florida, Auburn allowed the fewest points to an SEC team since a 3-2 win over Mississippi State on Sept. 13, 2008.

The Tigers held Florida scoreless in the second half marking the first time the Tigers posted a second-half shutout an SEC opponent since Oct. 27, 2007, vs. Ole Miss in a 17-3 win.

OCTOBER BIRTHDAYS

There are 11 Auburn players/coaches who celebrate birthdays during the month of October, age in parenthesis:

| | |
|---------|----------------------|
| Oct. 1 | Jay Wisner (23) |
| Oct. 2 | Kiehl Frazier (19) |
| Oct. 3 | Tunde Fariyike (20) |
| Oct. 6 | Ja'Brian Niles (19) |
| Oct. 13 | Michael Dyer (21) |
| Oct. 15 | Chandler Brooks (23) |
| Oct. 19 | Kris Frost (19) |
| Oct. 20 | Reese Dismukes (19) |
| Oct. 21 | Greg Robinson (19) |
| Oct. 24 | Anthony Swain (19) |
| Oct. 28 | Gus Malzahn (46) |

DYER TIES RECORD

Sophomore RB Michael Dyer tied the Auburn record for rushing attempts in a game with 41 vs. South Carolina.

Dyer now shares the record with former Auburn RB Carnell Williams who ran 41 times at Georgia in 2001.

Dyer also notched his third game with 100 yards or more rushing this season, going for a season-high 141 against the Gamecocks.

ON THIS DATE

The Tigers are 9-7-1 all-time in games played on Oct. 29. Games on Oct. 29:

| | | |
|------|--------------|----------|
| 1897 | Nashville | W, 14-4 |
| 1904 | Georgia Tech | W, 12-0 |
| 1910 | Texas | L, 0-9 |
| 1921 | Georgia | L, 0-7 |
| 1927 | Samford | T, 9-9 |
| 1932 | Ole Miss | W, 14-7 |
| 1938 | Rice | L, 0-14 |
| 1948 | Vanderbilt | L, 0-47 |
| 1949 | Vanderbilt | L, 7-26 |
| 1955 | Tulane | L, 13-27 |
| 1960 | Florida | W, 10-7 |
| 1966 | Florida | L, 27-30 |
| 1977 | Florida | W, 29-14 |
| 1983 | Florida | W, 28-21 |
| 1988 | Florida | W, 16-0 |
| 1994 | Akansas | W, 31-14 |
| 2005 | Ole Miss | W, 27-3 |

LUTZ TIES RECORD

Junior Philip Lutzenkirchen's game-winning touchdown reception against South Carolina moved him into a tie for career TD catches by an Auburn tight end.

Lutzenkirchen has 10 career TD grabs and is tied with former tight end Robert Johnson (2000-02).

Lutzenkirchen has three TD catches this season after setting a career-best with five in 2010.

TIGERS TOUGH IN NAILBITERS

Auburn's 16-13 win over South Carolina kept the Tigers perfect under Gene Chizik in games decided by four points or less. Auburn is now 9-0 in those games.

The Tigers defeated Utah State 42-38 in the only other game decided by four points or less this season.

Auburn went 5-0 last season in games decided by four points or less, and 2-0 in 2009.

Since 2000, Auburn is 26-8 (.765) in those games.

4TH QUARTER RALLIES

Auburn's 16-13 win over No. 10/9 South Carolina was the fifth comeback when trailing at the start of the fourth quarter in the Chizik era and the second this season.

Auburn began the fourth quarter vs. the Gamecocks down 13-9 before scoring the winning touchdown with 1:38 left in the game.

The Tigers rallied from a 31-28 deficit in the final stanza to defeat Utah State 42-38 in the 2011 season opener.

Last season, Auburn defeated Alabama 28-27 after beginning the fourth quarter down 27-21, and beat South Carolina 35-27 after opening the fourth quarter trailing 27-21.

In 2009, the Tigers rallied from a 30-27 deficit vs. West Virginia at the start of the fourth quarter to win 41-30.

PICK 'EM

Auburn set a season high by picking off three passes in the win vs. FAU. Jake Holland and Jermaine Whitehead each recorded their first career INT's, while Neiko Thorpe registered his fifth career pick.

2011 Auburn Football Game Notes

The three INT's were the most in a game by Auburn since picking off five passes against Northwestern in the 2010 Outback Bowl.

DISMUKES IN SMALL COMPANY

Starting center Reese Dismukes is one of just five true freshmen to start on the offensive line among the 67 BCS automatic-qualifying teams.

Dismukes is one of three true freshmen starters on the offensive line in the Southeastern Conference, joining Arkansas' Mitch Smothers and Kentucky's Darrian Miller.

The other two true freshmen are John Miller of Louisville and Tyler Moore of Nebraska.

TIGERS DOWN, NEVER OUT

Under Gene Chizik, Auburn is 6-4 when trailing by 10 points or more in a game. The Tigers trailed Utah State by 14 (21-7) in the first quarter and 10 points (38-28) in the fourth quarter before rallying for a 42-38 win.

Last season, Auburn had double-digit deficits against Clemson, South Carolina, Georgia and Alabama but fought back to earn the win against each.

In 2009, Chizik's first Auburn team rallied to defeat West Virginia after trailing by 14. Auburn's two losses in those games came against LSU and Arkansas, both in 2009.

Prior to Chizik's arrival, Auburn was 4-44 during a 14-year span from 1995-2008 when trailing by 10 or more points. Deficits overcome by Tigers under Chizik:

| Deficit | Score/Qtr. | Opponent/Year | Final |
|---------|------------|---------------------|----------|
| 24 | 24-0/2Q | at Alabama/2010 | W, 28-27 |
| 14 | 21-7/2Q | Utah State/2011 | W, 42-38 |
| 14 | 17-3/3Q | Clemson/2010 | W, 27-24 |
| 14 | 21-7/2Q | Georgia/2010 | W, 49-31 |
| 14 | 14-0/1Q | West Virginia/2009 | W, 41-30 |
| 13 | 20-7/2Q | South Carolina/2010 | W, 35-27 |

HALFTIME RALLIES

Five times in the Chizik era the Tigers have rallied to win after trailing at halftime. The 2011 Tigers rallied from a 21-14 halftime deficit against Utah State in the season opener for a 42-38 victory.

The 2010 Tigers pulled the trifecta, overcoming deficits to Clemson, South Carolina (reg. season) and Alabama. Chizik's first team (2009) had one halftime rally to beat West Virginia.

Auburn has had a pair of "walk-off" wins under Chizik, both coming last year. The Tigers defeated Oregon in the BCS National Championship Game and Kentucky on the road on field goals as time expired.

Auburn halftime rallies under Chizik:

| Date | Opponent/Halftime | Final |
|----------|------------------------------|-------------|
| 9/3/11 | Utah State/Trailed 21-14 | W, 42-38 |
| 11/26/10 | at Alabama/Trailed 24-0 | W, 28-27 |
| 9/25/10 | South Carolina/Trailed 20-14 | W, 35-27 |
| 9/18/10 | Clemson/Trailed 17-3 | W, 27-24 OT |
| 9/19/09 | West Virginia/Trailed 21-20 | W, 41-30 |

TIGERS SECOND IN FRESHMEN PLAYED

Auburn played 13 true freshmen in its season-opening win against Utah State, which was the second-most of any FBS team. Only the Texas Longhorns played more true freshmen in a season-opener, putting 18 on the field against Rice.

Auburn's true freshmen that played vs. Utah State: Reese Dismukes, Eriqre Florence, Tre Mason, Jermaine Whitehead, Quan Bray, Justin Garrett, Robenson Therezie, C.J. Uzomah, Gabe Wright, Devaunte Sigler, Angelo Blackson, Kiehl Frazier and Brandon Fulse.

30+ POINTS EQUALS VICTORY

Auburn has won 68 consecutive games when scoring 30 or more points. The last time the Tigers lost when registering at least 30 points was a 56-49, four overtime loss to Georgia in 1996. In its history, Auburn is now 287-4 all-time when scoring at least 30 points.

WHEN SCORING 20+ POINTS

Since 2001, Auburn is 95-12 (.888) when scoring 20 or more points in a game. Dating back to the start of the 1993 season, Auburn is 138-19-1 (.877) when scoring 20 or more points in a game.

RECRUITING TOP CLASS

Auburn has brought in consecutive top five recruiting classes. The 2011 class was ranked No. 1 in the nation by Scouts.com and No. 3 nationally by ESPN.com. Auburn's 2010 recruiting class was ranked No. 4 in the nation by both ESPN.com/Scouts, Inc., and Rivals.com and sixth by Scout.com.

TIGER CSS

Comcast/Charter Sports Southeast (CSS) will broadcast encore presentations of Auburn football every Sunday at 6 p.m. ET/5 p.m. CT, and on Wednesdays at 12 p.m. ET/11 a.m. CT. CSS will also air the Auburn Football Everyday Show every Friday at 3:30 p.m. ET/2:30 p.m. CT.

CSS is a 24-hour regional sports network serving over six million customers in 13 states.

AUBURN FOOTBALL: EVERYDAY

For the third year in a row Auburn will have a weekly 30-minute show offering fans a reality-based, behind the scenes style production that chronicles the inner-workings of the Tigers' football program through the entire season. The program follows the high and lows of competing as an SEC football player, with wired up coaches and players and exclusive interviews.

The following is the air times and stations that will carry Auburn Football: Everyday:

FoxSports: 4 pm CT and 10 pm CT Friday

CSS: 2:30 pm CT Friday

CoxSports: 6 pm CT Friday

WCOV Montgomery: 6 pm CT Friday & 10 am CT Saturday

Accuweather Channel: 7 pm CT Friday

ABC33/40 Birmingham: 9:30 am CT Saturday

WRBL Columbus (Digital Channel 3.2): 8 pm CT Friday

WTVY Dothan: 1:30 am CT Saturday

TIGERS IN THE NFL

As of Oct. 26, 2011

| Player | Pos. | Team |
|-------------------|------|----------------|
| Darvin Adams | WR | Carolina |
| Devin Aromashodu | WR | Minnesota |
| Rob Bironas | K | Tennessee |
| Ronnie Brown | RB | Philadelphia |
| Jason Campbell | QB | Oakland |
| Zach Clayton | DT | Tennessee |
| Antonio Coleman | LB | Buffalo |
| Karlos Dansby | LB | Miami |
| King Dunlap | OT | Philadelphia |
| Nick Fairley | DT | Detroit |
| Mario Fannin | RB | Denver |
| Tyronne Green | G | San Diego |
| Quentin Groves | LB | Oakland |
| Ben Grubbs | G | Baltimore |
| Will Herring | LB | New Orleans |
| Roderick Hood | DB | St. Louis |
| Brandon Jacobs | RB | New York (NFC) |
| Spencer Johnson | DE | Buffalo |
| Pat Lee | DB | Green Bay |
| Sen'Derrick Marks | DT | Tennessee |
| Walter McFadden | DB | Jacksonville |
| Marcus McNeill | T | San Diego |
| Cam Newton | QB | Carolina |
| Ben Obomanu | WR | Seattle |
| Jerraud Powers | DB | Indianapolis |
| Jay Ratliff | DE | Dallas |
| Carlos Rogers | DB | San Francisco |
| Pat Sims | DT | Cincinnati |
| Takeo Spikes | LB | San Diego |
| Ben Tate | RB | Houston |
| Reggie Torbor | LB | Buffalo |
| Carnell Williams | RB | St. Louis |
| Lee Ziemba | T | Carolina |

Notables:

- ▶ Auburn currently has 32 players on NFL rosters including six players from last season's national championship team.
- ▶ Auburn has had 27 players taken in the first round & four No. 1 overall draft picks: Cam Newton (Carolina, '11), Aundray Bruce (Atlanta, '88), Bo Jackson (Tampa, '86) & Tucker Frederickson (NY Giants, '65).
- ▶ At least one former Tiger has been selected to the last 13 consecutive Pro-Bowls.
- ▶ Auburn has had at least one former player in six of the last seven Super Bowls.

2011 Auburn Football Game Notes

AUBURN-OLE MISS SERIES RESULTS

(Auburn leads, 26-9)

| YEAR | SCORE | SITE | DATE |
|-------|----------------|-----------------------|-------------|
| 1928: | UM, 19-0 | at Birmingham, Ala. | Oct. 20 |
| 1932: | AU, 14-7 | at Montgomery, Ala. | Oct. 29 |
| 1949: | UM, 40-7 | at Montgomery, Ala. | Sept. 23 |
| 1951: | UM, 39-14 | at Mobile, Ala. | Nov. 10 |
| 1952: | UM, 20-7 | at Memphis, Tenn. | Oct. 4 |
| 1953: | AU, 13-0 | at Auburn | Oct. 3 |
| 1965: | UM, 13-7 | at Memphis, Tenn. | Dec. 18 |
| | | [Liberty] | |
| 1970: | AU, 35-28 | at Jacksonville, Fla. | Jan. 1, '71 |
| | | [Gator] | |
| 1972: | AU, 19-13 | at Jackson, Miss. | Oct. 7 |
| 1973: | AU, 14-7 | at Auburn | Oct. 6 |
| 1976: | AU, 10-0 | at Jackson, Miss. | Oct. 2 |
| 1977: | AU, 21-15 | at Auburn | Oct. 1 |
| 1984: | AU, 17-13 | at Oxford | Oct. 6 |
| 1985: | AU, 41-0 | at Auburn | Oct. 5 |
| 1990: | AU, 24-10 | at Jackson, Miss. | Sept. 15 |
| 1991: | AU, 23-13 | at Auburn | Sept. 14 |
| 1992: | UM, 45-21 | at Oxford | Sept. 5 |
| 1993: | AU, 16-12 | at Auburn | Sept. 2 |
| 1994: | AU, 22-17 | at Oxford | Sept. 3 |
| 1995: | AU, 46-13 | at Auburn | Sept. 2 |
| 1996: | AU, 45-28 | at Oxford | Sept. 14 |
| 1997: | AU, 19-9 | at Auburn | Sept. 13 |
| 1998: | AU, 17-0 | at Oxford | Sept. 12 |
| 1999: | UM, 24-17 (OT) | at Auburn | Sept. 25 |
| 2000: | AU, 35-27 | at Oxford | Sept. 9 |
| 2001: | AU, 27-21 | at Auburn | Sept. 8 |
| 2002: | AU, 31-24 | at Oxford | Nov. 2 |
| 2003: | UM, 20-24 | at Auburn | Nov. 8 |
| 2004: | AU, 35-14 | at Oxford | Oct. 30 |
| 2005: | AU, 27-3 | at Auburn | Oct. 29 |
| 2006: | AU, 23-17 | at Oxford | Oct. 28 |
| 2007: | AU, 17-3 | at Auburn | Oct. 27 |
| 2008: | UM, 17-7 | at Oxford | Nov. 1 |
| 2009: | AU, 33-20 | at Auburn | Oct. 31 |
| 2010: | AU, 51-31 | at Oxford | Oct. 30 |

at Auburn: AU leads, 12-2

at Oxford: AU leads, 9-2

at Neutral Sites: Tied, 5-5

at Birmingham, Ala.: UM leads, 1-0

at Jackson, Miss.: AU leads 3-0

at Jacksonville, Fla.: AU leads, 1-0

at Memphis, Tenn.: UM leads, 2-0

at Mobile, Ala.: UM leads, 1-0

TOP PERFORMANCES VS. OLE MISS

INDIVIDUAL BESTS

| | |
|---------------------|--|
| Rushing Attempts |38, Bo Jackson, 1985 |
| |36, Joe Cribbs, 1978 |
| Rushing Yards |240, Bo Jackson, 1985 |
| |224, Ronnie Brown, 2002 |
| Receptions |9, Markeith Cooper, 1999 |
| |8, Chris Slaughter, 2008; Rodgeriquis Smith, 2007; |
| | Courtney Taylor, 2006; Terry Beasley, 1970 [Gator Bowl] |
| Receiving Yards |161, Robert Baker, 1996 |
| |150, Ben Obomanu, 2003 |
| |143, Terry Beasley, 1970 [Gator Bowl] |
| Passing Attempts |43, Pat Sullivan, 1970 [Gator Bowl] |
| |43, Kodi Burns, 2008 |
| |39, Patrick Nix, 1995; Stan White, 1992 |
| Passing Completions |28, Patrick Nix, 1995 |
| |27, Kodi Burns, 2008; Pat Sullivan, 1970 [Gator Bowl] |
| Passing Yards |372, Patrick Nix, 1995 |
| |351, Pat Sullivan, 1970 [Gator Bowl] |
| |319, Kodi Burns, 2008 |

TEAM BESTS

| | |
|---------------------|---------------------------|
| Rushing Attempts |82, 1985 |
| Rushing Yards |439, 1985 |
| Passing Attempts |43, 2008, 1992, 1970 |
| Passing Completions |29, 1995 |
| Passing Yards |373, 1995 |
| Total Offense |606, 1985 |

2011 Auburn Football Game Notes

GAME-BY-GAME STATISTICS

SINCE 1971

| Date | Site | Result | Attend | Rank | | AU | | | Rushing | | | Passing | | | Tot Off | | UM | | Rushing | | | Passing | | | Tot Off | | |
|----------|--------------------|----------|--------|------|-----|----|----|-----|---------|-----|-----|---------|-----|----|---------|-----|----|-----|---------|-----|-----|---------|-----|-----|---------|----|-----|
| | | | | AU | UM | FD | No | Yds | TD | C- | A- | I | Yds | TD | No | Yds | TD | FD | No | Yds | TD | C- | A- | I | Yds | TD | No |
| 1/1/71 | Jacksonville, Fla. | W, 35-28 | 71,136 | 10 | --- | 23 | 24 | 208 | 1 | 27- | 44- | 1 | 351 | 2 | 68 | 559 | 21 | 209 | 2 | 23- | 39- | 1 | 256 | 2 | 465 | | |
| 10/7/72 | Jackson, Miss. | W, 19-13 | 46,421 | 17 | 18 | 14 | 50 | 206 | 0 | 3- | 7- | 2 | 65 | 2 | 57 | 271 | 16 | 37 | 104 | 0 | 21- | 38- | 1 | 219 | 2 | 75 | 323 |
| 10/6/73 | Auburn | W, 14-7 | 56,500 | --- | --- | 13 | 56 | 231 | 2 | 7- | 13- | 3 | 61 | 0 | 69 | 292 | 15 | 38 | 128 | 0 | 11- | 29- | 3 | 126 | 1 | 67 | 254 |
| 10/2/76 | Jackson, Miss. | W, 10-0 | 40,500 | --- | 16 | 10 | 54 | 140 | 1 | 5- | 11- | 1 | 57 | 0 | 65 | 197 | 6 | 40 | 45 | 0 | 5- | 14- | 1 | 35 | 0 | 54 | 80 |
| 10/1/77 | Auburn | W, 21-15 | 48,000 | --- | --- | 14 | 54 | 207 | 1 | 7- | 11- | 1 | 76 | 1 | 65 | 283 | 13 | 48 | 126 | 1 | 11- | 23- | 1 | 122 | 0 | 71 | 248 |
| 10/6/84 | Oxford, Miss. | W, 17-13 | 35,387 | 18 | --- | 19 | 57 | 214 | 1 | 10- | 20- | 2 | 136 | 1 | 77 | 350 | 17 | 38 | 93 | 0 | 16- | 29- | 0 | 157 | 1 | 67 | 250 |
| 10/5/85 | Auburn | W, 41-0 | 67,500 | 14 | --- | 39 | 82 | 438 | 5 | 16- | 19- | 1 | 168 | 0 | 101 | 606 | 2 | 17 | 8 | 0 | 2- | 13- | 0 | 1 | 0 | 30 | 9 |
| 9/14/91 | Auburn | W, 23-13 | 81,622 | 15 | --- | 23 | 46 | 234 | 1 | 20- | 36- | 1 | 170 | 0 | 82 | 404 | 18 | 41 | 169 | 2 | 9- | 27- | 2 | 126 | 0 | 68 | 295 |
| 9/5/92 | Oxford, Miss. | L, 21-45 | 40,000 | --- | --- | 20 | 34 | -16 | 1 | 24- | 43- | 4 | 350 | 2 | 77 | 334 | 15 | 46 | 153 | 3 | 9- | 19- | 0 | 172 | 1 | 65 | 325 |
| 9/2/93 | Auburn | W, 16-12 | 78,246 | --- | --- | 16 | 56 | 193 | 1 | 8- | 18- | 1 | 79 | 0 | 74 | 272 | 8 | 30 | 47 | 0 | 8- | 16- | 0 | 129 | 1 | 46 | 176 |
| 9/3/94 | Oxford, Miss. | W, 22-17 | 41,239 | 11 | --- | 16 | 48 | 183 | 2 | 7- | 20- | 2 | 83 | 1 | 68 | 266 | 16 | 29 | 33 | 0 | 24- | 34- | 0 | 224 | 2 | 63 | 257 |
| 9/2/95 | Auburn | W, 46-13 | 84,371 | 6 | --- | 29 | 33 | 144 | 4 | 29- | 41- | 1 | 383 | 2 | 74 | 527 | 22 | 39 | 178 | 1 | 15- | 26- | 1 | 216 | 0 | 65 | 394 |
| 9/14/96 | Oxford, Miss. | W, 45-28 | 40,456 | 15 | --- | 19 | 34 | 186 | 2 | 13- | 25- | 1 | 249 | 3 | 59 | 435 | 28 | 35 | 104 | 2 | 27- | 45- | 3 | 297 | 2 | 80 | 401 |
| 9/13/97 | Auburn | W, 19-9 | 81,203 | 16 | --- | 19 | 39 | 121 | 1 | 19- | 29- | 0 | 245 | 1 | 68 | 366 | 13 | 35 | 94 | 0 | 9- | 22- | 1 | 143 | 0 | 57 | 237 |
| 9/12/98 | Oxford, Miss. | W, 17-0 | 48,375 | --- | --- | 15 | 39 | 106 | 1 | 16- | 27- | 0 | 195 | 1 | 66 | 301 | 7 | 22 | 32 | 0 | 11- | 35- | 2 | 104 | 0 | 57 | 136 |
| 9/25/99 | Auburn | L, 17-24 | 85,214 | --- | --- | 20 | 41 | 58 | 0 | 24- | 34- | 0 | 212 | 1 | 75 | 270 | 15 | 31 | 53 | 1 | 17- | 29- | 1 | 242 | 2 | 60 | 295 |
| 9/9/00 | Oxford, Miss. | W, 35-27 | 52,368 | --- | 19 | 21 | 51 | 261 | 5 | 13- | 26- | 0 | 160 | 0 | 77 | 421 | 17 | 32 | 152 | 2 | 11- | 26- | 3 | 105 | 1 | 58 | 257 |
| 9/8/01 | Auburn | W, 27-21 | 86,063 | --- | --- | 19 | 52 | 194 | 3 | 15- | 19- | 1 | 142 | 0 | 71 | 336 | 17 | 23 | 50 | 2 | 24- | 39- | 1 | 265 | 1 | 62 | 315 |
| 11/2/02 | Oxford, Miss. | W, 31-24 | 60,635 | --- | --- | 15 | 42 | 254 | 3 | 11- | 21- | 0 | 113 | 1 | 63 | 367 | 22 | 28 | 74 | 0 | 26- | 46- | 3 | 284 | 3 | 74 | 358 |
| 11/8/03 | Auburn | L, 20-24 | 86,063 | --- | 20 | 16 | 33 | 158 | 1 | 14- | 26- | 0 | 231 | 1 | 59 | 389 | 17 | 37 | 84 | 1 | 19- | 30- | 0 | 218 | 2 | 67 | 302 |
| 10/30/04 | Oxford, Miss. | W, 35-14 | 60,787 | 3 | --- | 18 | 39 | 205 | 4 | 11- | 22- | 1 | 234 | 1 | 61 | 439 | 20 | 42 | 147 | 0 | 18- | 30- | 1 | 286 | 2 | 72 | 433 |
| 10/29/05 | Auburn | W, 27-3 | 85,791 | 19 | --- | 24 | 46 | 123 | 1 | 19- | 29- | 0 | 239 | 2 | 75 | 362 | 14 | 27 | 23 | 0 | 21- | 35- | 1 | 186 | 0 | 62 | 209 |
| 10/28/06 | Oxford, Miss. | W, 23-17 | 55,211 | 7 | --- | 25 | 41 | 175 | 1 | 21- | 34- | 1 | 253 | 1 | 75 | 428 | 15 | 28 | 86 | 1 | 9- | 17- | 2 | 170 | 1 | 45 | 256 |
| 10/27/07 | Auburn | W, 17-3 | 87,451 | 23 | --- | 22 | 48 | 231 | 1 | 16- | 26- | 0 | 189 | 1 | 74 | 420 | 15 | 29 | 70 | 0 | 14- | 28- | 1 | 123 | 0 | 57 | 193 |
| 11/1/08 | Oxford, Miss. | L, 7-17 | 57,324 | --- | --- | 17 | 25 | 75 | 1 | 27- | 43- | 3 | 319 | 0 | 68 | 394 | 21 | 41 | 233 | 0 | 15- | 30- | 0 | 140 | 2 | 71 | 373 |
| 10/31/09 | Auburn | W, 33-20 | 84,756 | --- | 24 | 18 | 43 | 175 | 1 | 13- | 24- | 0 | 226 | 2 | 67 | 401 | 19 | 39 | 219 | 1 | 16- | 35- | 2 | 175 | 1 | 74 | 394 |
| 10/30/10 | Oxford, Miss. | W, 51-31 | 61,474 | 3 | -- | 28 | 46 | 343 | 2 | 19- | 25- | 0 | 229 | 3 | 71 | 572 | 17 | 31 | 218 | 3 | 20- | 33- | 1 | 189 | 1 | 64 | 407 |

2011 Auburn Football Game Notes

CAREER STATS VS. OLE MISS

| Player | PASSING | | Yds | Yds/Gm |
|--------|---------|----|-----|--------|
| | C-A-I | TD | | |
| None | | | | |

| Player | RUSHING | | | |
|------------------|---------|-----|--------|----|
| | No. | Yds | Avg./C | TD |
| Michael Dyer | 15 | 100 | 6.7 | 0 |
| Onterio McCalebb | 7 | 87 | 12.4 | 1 |

| Player | RECEIVING | | | |
|----------------------|-----------|-----|--------|----|
| | No. | Yds | Avg./C | TD |
| Philip Lutzenkirchen | 3 | 24 | 8.0 | 1 |
| Onterio McCalebb | 1 | 17 | 17.0 | 0 |
| Emory Blake | 1 | 16 | 16.0 | 0 |

| Player | PUNT RETURNS | | | |
|--------|--------------|-----|--------|----|
| | No. | Yds | Avg./R | TD |
| None | | | | |

| Player | KICKOFF RETURNS | | | |
|--------|-----------------|-----|--------|----|
| | No. | Yds | Avg./R | TD |
| None | | | | |

| Player | DEFENSIVE | | | |
|------------------|-----------|---|------|-------------------|
| | UA | A | Tot. | Misc. |
| Neiko Thorpe | 6 | 8 | 14 | 2 PBU |
| Eltoro Freeman | 5 | 7 | 12 | 2.0 TFLs/1.0 Sack |
| Daren Bates | 2 | 7 | 9 | -- |
| Chris Davis | 3 | 0 | 3 | 1 PBU |
| Nosa Eguae | 0 | 1 | 1 | -- |
| Jake Holland | 0 | 1 | 1 | -- |
| Demetruce McNeal | 1 | 0 | 1 | -- |

THE LAST MEETING

#3 AUBURN 51
OLE MISS 31

October 30, 2010 • ESPN2

Vaught-Hemingway Stadium (61,474) • Oxford, Miss.

Freshman Michael Dyer rushed for a career-high 180 yards and a touchdown while Cam Newton accounted for 274 yards total offense and three touchdowns, throwing for two and catching another, to lead Auburn to a 51-31 victory over Ole Miss at Vaught-Hemingway Stadium on Oct. 30.

Dyer rushed for the third-highest freshman total in Auburn history while the Tigers rolled up 572 yards total offense.

Ole Miss' Jeff Scott went untouched on an 83-yard touchdown run up the right side to give the Rebels a 7-0 lead only 27 seconds into the game.

Auburn answered as wide receiver Kodi Burns threw a 20-yard pass to Newton in the back right corner of the end zone to tie the game at 7-7 with 12:04 left in the first quarter. The Tigers drove 71 yards in six plays in 2:22.

Onterio McCalebb gave Auburn its first lead of the game as he scampered 68 yards to cap a quick three-play, 77-yard drive for a 14-7 lead with 8:06 left in the opening period. Ole Miss came right back to tie it at 14-14 on a 20-yard Jeremiah Masoli pass to Markeith Summers with 5:14 left.

Wes Byrum then made his first of three field goals, hitting a 25-yard attempt that put the Tigers ahead for good at 17-14 only 53 seconds into the second quarter.

Ole Miss' Jason Jones recovered a fumble on a Newton-McCalebb exchange to set the Rebels up at the Auburn 18. Two plays later, Demond Washington intercepted Masoli at the Ole Miss 2-yard line, returning possession to the Tigers.

Auburn then drove 98 yards in 12 plays to take a 24-14 lead with 6:51 left in the half on Newton's 24-yard TD pass to Darvin Adams. It was AU's fourth drive of the season over 90 yards, and tied for the fourth-longest drive in school history.

The Rebels closed to within a touchdown at 24-17 on a Bryson Rose 32-yard field goal, but Washington returned the kickoff 95 yards for a score to put the Tigers ahead at 31-17 with 2:26 to go.

Following a big fourth-down stop, Auburn's Byrum connected on a 35-yard field goal with six seconds remaining that allowed Auburn to double-up Ole Miss at the half, 34-17.

SCORING SUMMARY

| | | | | | | |
|----------|----|----|----|----|---|----|
| Auburn | 14 | 20 | 10 | 7 | — | 51 |
| Ole Miss | 14 | 3 | 0 | 14 | — | 31 |

UM - J. Scott 83 yd run (Rose kick), 14:33, 1st
 AU - Newton 20 yd pass from Burns (Byrum kick), 12:04, 1st
 AU - McCalebb 68 yd run (Byrum kick), 8:06, 1st
 UM - Summers 29 yd pass from Masoli (Rose kick), 5:14, 1st
 AU - Byrum 25 yd field goal, 14:07, 2nd
 AU - Adams 24 yd pass from Newton (Byrum kick), 6:51, 2nd
 UM - Rose 32 yd field goal, 2:41, 2nd
 AU - Washington 95 yd kickoff return (Byrum kick), 2:26, 2nd
 AU - Byrum 35 yd field goal, 0:06, 2nd
 AU - Byrum 48 yd field goal, 11:29, 3rd
 AU - Dyer 30 yd run (Byrum kick), 7:47, 3rd
 UM - Bolden 20 yd run (Rose kick), 12:28, 4th
 AU - Zachery 10 yd pass from Newton (Byrum kick), 4:36, 4th
 UM - Bolden 5 yd run (Rose kick), 1:53, 4th

TEAM STATISTICS

| | AU | UM |
|--------------------|---------|---------|
| First Downs | 28 | 17 |
| Rushes-Yards | 46-343 | 31-218 |
| Passing Yards | 229 | 189 |
| Comp-Att-Int | 19-25-0 | 20-33-1 |
| Total Plays-Yards | 71-572 | 64-407 |
| Punts-Avg. | 1-36.0 | 5-40.2 |
| Fumbles/Lost | 1/1 | 1/0 |
| Penalties-Yards | 4-36 | 1-5 |
| 3rd Down Conv. | 9-of-13 | 6-of-14 |
| Time of Possession | 33:14 | 26:46 |

INDIVIDUAL STATISTICS

RUSHING: (AU) - Dyer 21-180 (TD); McCalebb 9-99 (TD); Newton 11-45; Fannin 2-16; Zachery 1-14; Trotter 1-2; Caudle 1-minus 13. (UM) - J. Scott 9-134 (TD); Bolden 6-32 (2TD); Masoli 14-29; Summers 1-20; Thomas 1-3.

PASSING: (AU) - Newton 18-24-0-209 (2TD); Burns 1-1-0-20 (TD). (UM) - Masoli 20-33-1-189 (TD).

RECEIVING: (AU) - Blake 6-88; Adams 6-75 (TD); Zachery 4-26 (TD); Burns 2-20; Newton 1-20 (TD). (UM) - Harris 5-45; Summers 4-66 (TD); Logan 4-46; Grandy 3-17; Neat 2-6; Bolden 1-9; Herman 1-0.

Auburn took a 37-17 lead on a 48-yard Byrum field goal just 3:31 into the third quarter. Auburn increased its lead to 44-17 as Michael Dyer scored on a 30-yard touchdown run with 7:47 remaining in the third.

Brandon Bolden brought UM to 44-24 on a 20-yard run with 12:28 left in the game.

Newton threw a 10-yard touchdown pass to Terrell Zachery as Auburn took a 51-24 lead with 4:36 remaining. Bolden scored his second touchdown of the game on a 5-yard run as Ole Miss closed out the scoring at 51-31.

Newton completed 18-of-24 passes for 209 yards and two touchdowns, rushed for 45 yards and caught a 20 yard touchdown pass. Adams caught six passes for 75 yards and a touchdown while McCalebb rushed for 99 yards and a TD on nine carries.

Neiko Thorpe led the Auburn defense with seven tackles. Washington and Mike McNeal added six each.

2011 Auburn Football Game Notes

| | | | | | | | | | | | |
|--------------------------------|----------------------------------|----------|-----------------------|------------------------------------|----------|---|----------------------------|---------------|-------------|-------------|--|
| UTAH STATE (2-5) | | | FLORIDA (4-3) | | | ASSOCIATED PRESS TOP 25 | | | | | |
| Sept. 3 | at #23/19 Auburn [ESPN2] | L, 38-42 | Sept. 3 | FLORIDA ATLANTIC [ESPNU] | W, 41-3 | Rk | School (1st) | Record | Pts. | Prv. | |
| Sept. 10 | WEBER STATE | W, 54-17 | Sept. 10 | UAB [Sports South] | W, 39-0 | 1. | <i>LSU (49)</i> | 8-0 | 1489 | 1 | |
| Sept. 24 | COLORADO STATE | L, 34-35 | Sept. 17 | TENNESSEE [CBS] | W, 33-23 | 2. | <i>Alabama (10)</i> | 8-0 | 1448 | 2 | |
| Sept. 30 | at BYU [ESPN] | L, 24-27 | Sept. 24 | at Kentucky | W, 48-10 | 3. | Oklahoma State | 7-0 | 1326 | 6 | |
| Oct. 8 | WYOMING | W, 63-19 | Oct. 1 | #3/2 ALABAMA | L, 10-38 | 4. | Stanford | 7-0 | 1318 | 7 | |
| Oct. 15 | at Fresno State | L, 21-31 | Oct. 8 | at #1/2 LSU [CBS] | L, 11-41 | 5. | Boise State (1) | 7-0 | 1269 | 5 | |
| Oct. 22 | LOUISIANA TECH | L, 17-24 | Oct. 15 | at #24 Auburn [ESPN] | L, 6-17 | 6. | <i>Clemson</i> | 8-0 | 1225 | 8 | |
| Nov. 5 | at Hawaii | 11 pm | Oct. 29 | vs. #22/21 Georgia [CBS] | 2:30 pm | 7. | Oregon | 6-1 | 1136 | 9 | |
| Nov. 12 | SAN JOSE STATE | 2 pm | Nov. 5 | VANDERBILT [SECN] | 11:21 am | 8. | <i>Arkansas</i> | 6-1 | 1003 | 10 | |
| Nov. 19 | at Idaho | 4 pm | Nov. 12 | at #14/14 South Carolina | TBA | 9. | Michigan State | 6-1 | 964 | 15 | |
| Nov. 26 | NEVADA | 1 pm | Nov. 19 | FURMAN | TBA | 10. | Kansas State | 7-0 | 945 | 12 | |
| Dec. 3 | at New Mexico State | 7 pm | Nov. 26 | FLORIDA STATE | TBA | 11. | Oklahoma | 6-1 | 912 | 3 | |
| MISSISSIPPI STATE (3-4) | | | LSU (8-0) | | | 12. | Wisconsin | 6-1 | 887 | 4 | |
| Sept. 1 | at Memphis [Sports South] | W, 59-14 | Sept. 3 | vs. #3/3 Oregon [ABC] | W, 40-27 | 13. | Nebraska | 6-1 | 756 | 13 | |
| Sept. 10 | at #22 Auburn [SECN] | L, 34-41 | Sept. 10 | NORTHWESTERN STATE [PPV] | W, 49-3 | 14. | <i>South Carolina</i> | 6-1 | 675 | 14 | |
| Sept. 15 | #3/3 LSU [ESPN] | L, 6-16 | Sept. 15 | at #25/25 Mississippi State [ESPN] | W, 16-6 | 15. | Virginia Tech | 7-1 | 673 | 16 | |
| Sept. 24 | LOUISIANA TECH | W, 26-20 | Sept. 24 | at #18/20 West Virginia | W, 47-21 | 16. | Texas A&M | 5-2 | 614 | 17 | |
| Oct. 1 | at Georgia | L, 10-24 | Oct. 1 | KENTUCKY | W, 35-7 | 17. | Michigan | 6-1 | 508 | 18 | |
| Oct. 8 | at UAB [Sports South] | W, 21-3 | Oct. 8 | #17/18 FLORIDA [CBS] | W, 41-11 | 18. | Houston | 7-0 | 400 | 21 | |
| Oct. 15 | #15/13 SOUTH CAROLINA [SECN] | L, 12-14 | Oct. 15 | at Tennessee [CBS] | W, 38-7 | 19. | Texas Tech | 5-2 | 350 | NR | |
| Oct. 29 | at Kentucky [FSN] | 6 pm | Oct. 22 | #19/23 AUBURN [CBS] | W, 45-10 | 20. | Southern Cal | 6-1 | 340 | NR | |
| Nov. 5 | TENNESSEE MARTIN [CSS] | 6:30 p.m | Nov. 5 | at #2/2 Alabama [CBS] | 7 pm | 21. | Penn State | 7-1 | 312 | NR | |
| Nov. 12 | #2/2 ALABAMA | TBA | Nov. 12 | WESTERN KENTUCKY | TBA | 22. | <i>Georgia</i> | 5-2 | 290 | 24 | |
| Nov. 19 | at #8/8 Arkansas | TBA | Nov. 19 | at Ole Miss | TBA | 23. | Arizona State | 5-2 | 239 | 24 | |
| Nov. 26 | OLE MISS | TBA | Nov. 25 | #8/8 ARKANSAS [CBS] | 1:30 pm | 24. | Cincinnati | 6-1 | 71 | NR | |
| CLEMSON (8-0) | | | OLE MISS (2-5) | | | 25. | West Virginia | 5-2 | 64 | 11 | |
| Sept. 3 | TROY | W, 43-19 | Sept. 3 | BYU [ESPN] | L, 13-14 | OTHERS RECEIVING VOTES | | | | | |
| Sept. 10 | WOFFORD | W, 35-27 | Sept. 10 | SOUTHERN ILLINOIS [PPV] | W, 42-24 | Auburn 62 , Southern Miss. 48, Baylor 47, Washington 32, | | | | | |
| Sept. 17 | #21/19 AUBURN [ABC] | W, 38-24 | Sept. 17 | at Vanderbilt [SEC Net] | L, 7-30 | Georgia Tech 30, Texas 26, Syracuse 24, Miami 6, TCU 4, | | | | | |
| Sept. 24 | #5/5 FLORIDA STATE | W, 35-30 | Sept. 24 | GEORGIA | L, 13-27 | Rutgers 3, BYU 2, Illinois 2. | | | | | |
| Oct. 1 | at #11/10 Virginia Tech | W, 23-3 | Oct. 1 | at Fresno State [ESPN2] | W, 38-28 | USA TODAY TOP 25 | | | | | |
| Oct. 8 | BOSTON COLLEGE [RSN] | W, 36-14 | Oct. 15 | #2/3 ALABAMA [ESPN2] | L, 52-7 | Rk | School (1st) | Record | Pts. | Prv. | |
| Oct. 15 | at Maryland | W, 56-45 | Oct. 22 | #10/10 ARKANSAS [SECN] | L, 24-29 | 1. | <i>LSU (41)</i> | 8-0 | 1457 | 2 | |
| Oct. 22 | NORTH CAROLINA | W, 59-38 | Oct. 29 | at Auburn [ESPNU] | 6 pm | 2. | <i>Alabama (18)</i> | 8-0 | 1434 | 3 | |
| Oct. 29 | at Georgia Tech [ABC] | 7 pm | Nov. 5 | at Kentucky [ESPNU] | 2:30 pm | 3. | Stanford | 7-0 | 1327 | 5 | |
| Nov. 12 | WAKE FOREST | TBA | Nov. 12 | LOUISIANA TECH | TBA | 4. | Oklahoma State | 7-0 | 1301 | 6 | |
| Nov. 19 | at North Carolina State | TBA | Nov. 19 | #1/1 LSU | TBA | 5. | Boise State | 7-0 | 1213 | 7 | |
| Nov. 26 | at #14/14 South Carolina | TBA | Nov. 26 | Mississippi State | TBA | 6. | <i>Clemson</i> | 8-0 | 1174 | T8 | |
| FLORIDA ATLANTIC (0-7) | | | GEORGIA (5-2) | | | 7. | Oregon | 6-1 | 1121 | T8 | |
| Sept. 3 | at #22/23 Florida [ESPNU] | L, 3-41 | Sept. 3 | vs. #5/7 Boise State [ESPN] | L, 21-35 | 8. | <i>Arkansas</i> | 6-1 | 974 | 10 | |
| Sept. 10 | at #17/16 Michigan State [ESPN2] | L, 0-44 | Sept. 10 | #10/9 SOUTH CAROLINA [ESPN] | L, 42-45 | 9. | Oklahoma | 6-1 | 964 | 1 | |
| Sept. 24 | at Auburn | L, 14-30 | Sept. 17 | COASTAL CAROLINA [PPV] | W, 59-0 | 10. | Michigan State | 6-1 | 932 | 13 | |
| Oct. 1 | at Louisiana-Lafayette | L, 34-37 | Sept. 24 | at Ole Miss | W, 27-13 | 11. | Wisconsin | 6-1 | 867 | 4 | |
| Oct. 8 | at North Texas [Sun Belt Net] | L, 17-31 | Oct. 1 | MISSISSIPPI STATE | W, 24-10 | 12. | Kansas State | 7-0 | 827 | 16 | |
| Oct. 15 | WESTERN KENTUCKY | L, 0-20 | Oct. 8 | at Tennessee [ESPN2] | W, 20-12 | 13. | Nebraska | 6-1 | 798 | 11 | |
| Oct. 22 | MIDDLE TENNESSEE [SBN] | L, 14-38 | Oct. 15 | at Vanderbilt [FSN] | W, 33-28 | 14. | <i>South Carolina</i> | 6-1 | 730 | 12 | |
| Nov. 5 | ARKANSAS STATE | TBA | Oct. 29 | vs. Florida [CBS] | 2:30 pm | 15. | Virginia Tech | 7-1 | 729 | T14 | |
| Nov. 12 | at FIU | TBA | Nov. 5 | NEW MEXICO STATE [CSS] | 11:30 am | 16. | Texas A&M | 5-2 | 520 | 18 | |
| Nov. 19 | at Troy | TBA | Nov. 12 | AUBURN | TBA | 17. | Michigan | 6-1 | 519 | 17 | |
| Nov. 26 | UAB | TBA | Nov. 19 | KENTUCKY | TBA | 18. | Houston | 7-0 | 507 | 20 | |
| Dec. 3 | ULM | TBA | Nov. 26 | Georgia Tech | TBA | 19. | Penn State | 7-1 | 448 | 22 | |
| SOUTH CAROLINA (6-1) | | | SAMFORD (4-3) | | | 20. | Arizona State | 5-2 | 253 | 25 | |
| Sept. 3 | EAST CAROLINA [SS] | W, 56-37 | Sept. 3 | GEORGIA SOUTHERN | L, 17-31 | 21. | <i>Georgia</i> | 5-2 | 208 | NR | |
| Sept. 10 | at Georgia [ESPN] | W, 45-42 | Sept. 10 | STILLMAN | W, 48-6 | 22. | Texas Tech | 5-2 | 180 | NR | |
| Sept. 17 | NAVY [ESPN2] | W, 24-21 | Sept. 24 | at Wofford | L, 23-28 | 23. | Cincinnati | 6-1 | 159 | NR | |
| Sept. 24 | VANDERBILT | W, 21-3 | Oct. 1 | GARDNER-WEBB | W, 41-14 | 24. | West Virginia | 5-2 | 155 | 14 | |
| Oct. 1 | AUBURN | L, 13-16 | Oct. 8 | at Furman | W, 26-21 | 25. | Southern Miss. | 6-1 | 128 | NR | |
| Oct. 8 | KENTUCKY [SECN] | W, 54-3 | Oct. 15 | ELON | W, 43-31 | OTHERS RECEIVING VOTES | | | | | |
| Oct. 15 | at Mississippi State [SECN] | W, 14-12 | Oct. 22 | at Appalachian State | L, 17-35 | Texas 49, Georgia Tech 39, TCU 33, Baylor 29, Illinois 22, | | | | | |
| Oct. 29 | at Tennessee [ESPN2] | 6:15 pm | Oct. 29 | WESTERN CAROLINA | 2 pm | Washington 20, Iowa 14, Syracuse 10, BYU 9, SMU 7, Wake | | | | | |
| Nov. 5 | at #8/8 Arkansas [ESPN] | 6:15 pm | Nov. 5 | CHATTANOOGA | 11am | Forest 6, Notre Dame 5, Auburn 3 , Rutgers 2, <i>Florida 1</i> , | | | | | |
| Nov. 12 | FLORIDA | TBA | Nov. 12 | at The Citadel | 2 pm | Miami 1. | | | | | |
| Nov. 19 | THE CITADEL [PPV] | 11 am | Nov. 19 | at Auburn | TBA | <i>2011 Auburn opponents in italics</i> | | | | | |
| Nov. 26 | #6/6 CLEMSON | TBA | ALABAMA (8-0) | | | Sept. 3 | KENT STATE [SEC Net] | W, 48-7 | | | |
| ARKANSAS (6-1) | | | Sept. 10 | at #23/20 Penn State [ABC] | W, 27-11 | Sept. 17 | NORTH TEXAS [Sports South] | W, 41-0 | | | |
| Sept. 3 | MISSOURI STATE [PPV] | W, 51-7 | Sept. 17 | NORTH TEXAS [Sports South] | W, 41-0 | Sept. 24 | #14/13 ARKANSAS | W, 38-14 | | | |
| Sept. 10 | NEW MEXICO [ESPNU] | W, 52-3 | Oct. 1 | at #12/12 Florida | W, 38-10 | Oct. 1 | VANDERBILT [ESPNU] | W, 34-0 | | | |
| Sept. 17 | TROY [CSS] | W, 38-28 | Oct. 8 | VANDERBILT [ESPNU] | W, 34-0 | Oct. 15 | at Ole Miss [ESPN2] | W, 52-7 | | | |
| Sept. 24 | at #2/2 Alabama | L, 14-38 | Oct. 15 | at Ole Miss [ESPN2] | W, 52-7 | Oct. 22 | TENNESSEE [ESPN] | W, 37-6 | | | |
| Oct. 1 | #14/13 TEXAS A&M | W, 42-38 | Oct. 22 | TENNESSEE [ESPN] | W, 37-6 | Nov. 5 | #1/1 LSU [CBS] | 7 pm | | | |
| Oct. 8 | #15/23 AUBURN [ESPN] | W, 38-14 | Nov. 5 | #1/1 LSU [CBS] | 7 pm | Nov. 12 | at Mississippi State | TBA | | | |
| Oct. 22 | at Ole Miss [SECN] | W, 29-24 | Nov. 12 | at Mississippi State | TBA | Nov. 19 | GEORGIA SOUTHERN [PPV] | 1 pm | | | |
| Oct. 29 | at Vanderbilt [SECN] | 11:21 am | Nov. 19 | GEORGIA SOUTHERN [PPV] | 1 pm | Nov. 26 | at Auburn | 1:30 pm | | | |
| Nov. 5 | #14/14 SOUTH CAROLINA [ESPN] | 6:15 pm | ALABAMA (8-0) | | | Sept. 3 | KENT STATE [SEC Net] | W, 48-7 | | | |
| Nov. 12 | TENNESSEE | TBA | Sept. 10 | at #23/20 Penn State [ABC] | W, 27-11 | Sept. 17 | NORTH TEXAS [Sports South] | W, 41-0 | | | |
| Nov. 19 | MISSISSIPPI STATE | TBA | Sept. 17 | NORTH TEXAS [Sports South] | W, 41-0 | Sept. 24 | #14/13 ARKANSAS | W, 38-14 | | | |
| Nov. 25 | at #1/1 LSU | 1:30 pm | Oct. 1 | at #12/12 Florida | W, 38-10 | Oct. 1 | VANDERBILT [ESPNU] | W, 34-0 | | | |
| | | | Oct. 8 | VANDERBILT [ESPNU] | W, 34-0 | Oct. 15 | at Ole Miss [ESPN2] | W, 52-7 | | | |
| | | | Oct. 15 | at Ole Miss [ESPN2] | W, 52-7 | Oct. 22 | TENNESSEE [ESPN] | W, 37-6 | | | |
| | | | Oct. 22 | TENNESSEE [ESPN] | W, 37-6 | Nov. 5 | #1/1 LSU [CBS] | 7 pm | | | |
| | | | Nov. 5 | #1/1 LSU [CBS] | 7 pm | Nov. 12 | at Mississippi State | TBA | | | |
| | | | Nov. 12 | at Mississippi State | TBA | Nov. 19 | GEORGIA SOUTHERN [PPV] | 1 pm | | | |
| | | | Nov. 19 | GEORGIA SOUTHERN [PPV] | 1 pm | Nov. 26 | at Auburn | 1:30 pm | | | |
| | | | Nov. 26 | at Auburn | 1:30 pm | | | | | | |

Auburn Depth Chart

Offense

| | |
|-----------|---|
| QB | 15 Clint Moseley (6-4/223/So./Leroy, Ala.) 14 Barrett Trotter (6-2/207/Jr./Birmingham, Ala.) 10 Kiehl Frazier (6-2/220/Fr./Springdale, Ark.) |
| RB | 23 Onterio McCalebb (5-11/174/Jr./Fort Meade, Fla.) -OR- 5 Michael Dyer (5-9/210/So./Little Rock, Ark.) 21 Tre Mason (5-10/190/Fr./Lake Worth, Fla.) |
| HB | 43 Philip Lutzenkirchen (6-5/250/Jr./Marietta, Ga.) 11 Brandon Fulse (6-4/238/Fr./Fort Meade, Fla.) 37 Ladarious Phillips (6-0/291/RFr./Roanoke, Ala.) |
| WR | 80 Emory Blake (6-2/197/Jr./Austin, Texas) 3 DeAngelo Benton (6-2/203/Jr./Bastrop, La.) |
| WR | 9 Quindarius Carr (6-1/185/Sr./Huntsville, Ala.) 1 Trovon Reed (6-0/183/RFr./Thibodaux, La.) 4 Quan Bray (5-10/185/Fr./LaGrange, Ga.) |
| WR | 85 Travante Stallworth (5-9/190/Jr./Leesville, La.) 81 C.J. Uzomah (6-4/236/Fr./Suwanee, Ga.) 89 Jaylon Denson (6-3/197/Fr./Hoover, Ala.) |
| LT | 77 A.J. Greene (6-5/295/Sr./Madison, Tenn.) 73 Greg Robinson (6-5/315/Fr./Thibodaux, La.) |
| LG | 62 Chad Slade (6-5/308/RFr./Moody, Ala.) 57 Christian Westerman (6-3/280/Fr./Chandler, Ariz.) |
| C | 50 Reese Dismukes (6-3/300/Fr./Spanish Fort, Ala.) 63 Blake Burgess (6-2/285/So./Vestavia Hills, Ala.) 65 Tunde Fariyike (6-2/290/RFr./Thomaston, Ga.) |
| RG | 71 John Sullen (6-5/333/Jr./Auburn, Ala.) 60 Eric Mack (6-3/315/RFr./St. Matthews, S.C.) |
| RT | 75 Brandon Mosley (6-6/310/Sr./Jefferson, Ga.) 67 Bobby Ingalls (6-7/325/Sr./Gardendale, Ala.) |

Special Teams

| | |
|-----------|--|
| PK | 36 Cody Parkey (6-0/190/So./Jupiter, Fla.) 29 Chandler Brooks (6-1/173/Sr./Huntsville, Ala.) |
| P | 30 Steven Clark (6-5/226/So./Kansas City, Mo.) 29 Chandler Brooks (6-1/173/Sr./Huntsville, Ala.) |
| DS | 61 Josh Harris (6-1/230/Sr./Carrollton, Ga.) 59 Jake Lembke (6-0/234/So./New Lenox, Ill.) |
| H | 19 Ryan White (5-11/192/So./Tallahassee, Fla.) 29 Chandler Brooks (6-1/173/Sr./Huntsville, Ala.) |

Defense

| | |
|------------|--|
| LE | 55 Corey Lemonier (6-4/240/So./Hialeah, Fla.) 13 Craig Sanders (6-4/260/So./Clio, Ala.) |
| DT | 54 Jeffrey Whitaker (6-2/312/So./Warner Robins, Ga.) 98 Angelo Blackson (6-4/325/Fr./Bear, Del.) 74 Jamar Travis (6-0/294/Jr./Brewton, Ala.) |
| DT | 92 Kenneth Carter (6-4/290/So./Greenville, Ala.) 96 Devaunte Sigler (6-4/275/Fr./Mobile, Ala.) -OR- 90 Gabe Wright (6-3/316/Fr./Columbus, Ga.) |
| RE | 94 Nosa Eguae (6-3/258/So./Mansfield, Texas) 13 Craig Sanders (6-4/260/So./Clio, Ala.) 91 Joel Bonomolo (6-2/240/Jr./Metairie, La.) |
| LLB | 35 Jonathan Evans (5-11/225/Jr./Prichard, Ala.) 26 Justin Garrett (6-1/205/Fr./Tucker, Ga.) |
| MLB | 21 Eltoro Freeman (5-11/228/Sr./Alexander City, Ala.) 5 Jake Holland (6-1/235/So./Pelham, Ala.) |
| RLB | 25 Daren Bates (5-11/205/Jr./Memphis, Tenn.) 58 Harris Gaston (6-2/236/So./Bessemer, Ala.) |
| LC | 11 Chris Davis (5-11/188/So./Birmingham, Ala.) 6 Jonathon Mincy (5-10/180/RFr./Decatur, Ga.) -OR- 27 Robenson Therezie (5-9/192/Fr./Miami, Fla.) |
| S | 15 Neiko Thorpe (6-3/195/Sr./Tucker, Ga.) 14 Erique Florence (6-1/187/Fr./Valley, Ala.) 20 Drew Cole (5-11/190/Sr./Picayune, Miss.) |
| S | 12 Demetruce McNeal (6-2/193/So./College Park, Ga.) 24 Ryan Smith (6-2/208/So./Cordova, Ala.) -OR- 16 Ikeem Means (6-0/205/Jr./Wetumpka, Ala.) |
| RC | 22 T'Sharvan Bell (6-0/185/Jr./Kissimmee, Fla.) 19 Ryan White (5-11/192/So./Tallahassee, Fla.) 28 Jonathan Rose (6-2/185/Fr./Leeds, Ala.) |
| N | 22 T'Sharvan Bell (6-0/185/Jr./Kissimmee, Fla.) 32 Jermaine Whitehead (5-11/183/Fr./Greenwood, Miss.) 31 Trent Fisher (6-1/186/RFr./Nashville, Tenn.) |

Special Teams

| | |
|-----------|--|
| PR | 4 Quan Bray (5-10/185/Fr./LaGrange, Ga.) 1 Trovon Reed (6-0/183/RFr./Thibodaux, La.) |
| KR | 4 Quan Bray (5-10/185/Fr./LaGrange, Ga.) & 23 Onterio McCalebb (5-11/174/Jr./Fort Meade, Ga.) 21 Tre Mason (5-10/190/Fr./Lake Worth, Fla.) |

2011 Auburn Football Alphabetical Roster

| No. | Name | Pos. | Ht. | Wt. | Yr. | Hometown | No. | Name | Pos. | Ht. | Wt. | Yr. | Hometown |
|-------|----------------------|------|------|-----|------|----------------------|-----|----------------------|------|------|-----|------|----------------------|
| 25 | Daren Bates | LB | 5-11 | 205 | Jr. | Memphis, Tenn. | 30 | Daniel Pond | LB | 6-1 | 215 | Fr. | Spanish Fort, Ala. |
| 22 | T'Sharvan Bell | DB | 6-0 | 182 | Jr. | Kissimmee, Fla. | 53 | Jon-Morgan Poole | OL | 6-4 | 275 | Fr. | Valley, Ala. |
| 3 | DeAngelo Benton | WR | 6-2 | 203 | Jr. | Bastrop, La. | 69 | Ryan Preston | OL | 6-1 | 275 | RFr. | Oxford, Ala. |
| 98 | Angelo Blackson | DL | 6-4 | 325 | Fr. | Bear, Del. | 65 | Zach Rawden | DL | 6-2 | 265 | Fr. | College Park, Ga. |
| 80 | Emory Blake | WR | 6-2 | 197 | Jr. | Austin, Texas | 1 | Trovon Reed | WR | 6-0 | 183 | RFr. | Thibodaux, La. |
| 22 | Mike Blakely | RB | 5-9 | 206 | Fr. | Bradenton, Fla. | 56 | Ashton Richardson | LB | 6-1 | 201 | Sr. | New Orleans, La. |
| 91 | Joel Bonomolo | DE | 6-2 | 240 | Jr. | Metairie, La. | 73 | Greg Robinson | OL | 6-5 | 305 | Fr. | Thibodaux, La. |
| 4 | Quan Bray | WR | 5-10 | 185 | Fr. | LaGrange, Ga. | 28 | Jonathan Rose | DB | 6-2 | 178 | Fr. | Leeds, Ala. |
| 29 | Chandler Brooks | K | 6-1 | 173 | Sr. | Huntsville, Ala. | 13 | Craig Sanders | DE | 6-4 | 260 | So. | Clio, Ala. |
| 87 | Sam Brown | WR | 6-2 | 215 | Sr. | Birmingham, Ala. | 64 | Chase Seals | OL | 6-7 | 282 | RFr. | Auburn, Ala. |
| 82 | Xavier Brown | WR | 6-3 | 214 | So. | Pensacola, Fla. | 42 | Chandler Shakespeare | RB | 5-10 | 197 | So. | Oxford, Ala. |
| 63/86 | Blake Burgess | OL | 6-3 | 285 | So. | Vestavia Hills, Ala. | 96 | Devaunte Sigler | DL | 6-3 | 263 | Fr. | Mobile, Ala. |
| 9 | Quindarius Carr | WR | 6-1 | 185 | Sr. | Huntsville, Ala. | 62 | Chad Slade | OL | 6-5 | 320 | RFr. | Moody, Ala. |
| 92 | Kenneth Carter | DT | 6-4 | 290 | So. | Greenville, Ala. | 39 | Ellis Smith | P | 5-11 | 200 | Fr. | LaGrange, Ga. |
| 68 | Ed Christian | OL | 6-5 | 321 | RFr. | Valdosta, Ga. | 24 | Ryan Smith | DB | 6-2 | 208 | So. | Cordova, Ala. |
| 30 | Steven Clark | P | 6-5 | 226 | So. | Kansas City, Mo. | 47 | Jordan Spriggs | DB | 5-9 | 194 | RFr. | Mobile, Ala. |
| 18 | Sammie Coates | WR | 6-2 | 178 | Fr. | Leroy, Ala. | 85 | Travante Stallworth | WR | 5-9 | 190 | Jr. | Leesville, La. |
| 20 | Drew Cole | DB | 5-11 | 190 | Sr. | Picayune, Miss. | 71 | John Sullen | OL | 6-5 | 333 | Jr. | Auburn, Ala. |
| 79 | Jared Cooper | OL | 6-4 | 296 | Sr. | Brewton, Ala. | 44 | Anthony Swain | LB | 6-2 | 205 | Fr. | Gadsden, Ala. |
| 11 | Chris Davis | CB | 5-11 | 188 | So. | Birmingham, Ala. | 49 | Nathan Taylor | WR | 5-10 | 178 | Sr. | Fredericksburg, Va. |
| 52 | Justin Delaine | DE | 6-5 | 238 | RFr. | Linden, Ala. | 27 | Robenson Therezie | DB | 5-9 | 192 | Fr. | Miami, Fla. |
| 89 | Jaylon Denson | WR | 6-3 | 197 | Fr. | Hoover, Ala. | 15 | Neiko Thorpe | DB | 6-3 | 191 | Sr. | Tucker, Ga. |
| 50 | Reese Dismukes | C | 6-3 | 285 | Fr. | Spanish Fort, Ala. | 74 | Jamar Travis | DL | 6-0 | 294 | Jr. | Brewton, Ala. |
| 48 | Jake Drum | TE | 6-5 | 253 | Jr. | Hoover, Ala. | 14 | Barrett Trotter | QB | 6-2 | 207 | Jr. | Birmingham, Ala. |
| 5 | Michael Dyer | RB | 5-9 | 210 | So. | Little Rock, Ark. | 81 | C.J. Uzomah | WR | 6-4 | 236 | Fr. | Suwanee, Ga. |
| 94 | Nosa Eguae | DE | 6-3 | 258 | So. | Mansfield, Texas | 99 | Brian Walsh | DL | 6-3 | 294 | Fr. | Winter Springs, Fla. |
| 35 | Jonathan Evans | LB | 5-11 | 225 | Jr. | Prichard, Ala. | 57 | Christian Westerman | OL | 6-3 | 277 | Fr. | Chandler, Ariz. |
| 65 | Tunde Fariyike | OL | 6-2 | 290 | RFr. | Thomaston, Ga. | 51 | Jacob Westrich | LB | 6-1 | 218 | RFr. | Huntsville, Ala. |
| 40 | Clay Finkelstein | LB | 6-2 | 180 | Fr. | Montgomery, Ala. | 54 | Jeffrey Whitaker | DT | 6-4 | 312 | So. | Warner Robins, Ga. |
| 31 | Trent Fisher | DB | 6-1 | 186 | RFr. | Nashville, Tenn. | 38 | Jawara White | LB | 6-2 | 230 | RFr. | Troy, Ala. |
| 14 | Erique Florence | DB | 6-1 | 179 | Fr. | Valley, Ala. | 19 | Ryan White | DB | 5-11 | 192 | So. | Tallahassee, Fla. |
| 95 | Dee Ford | DE | 6-2 | 240 | Jr. | Odenville, Ala. | 32 | Jermaine Whitehead | DB | 5-11 | 183 | Fr. | Greenwood, Miss. |
| 10 | Kiehl Frazier | QB | 6-2 | 220 | Fr. | Springdale, Ark. | 84 | Jay Wisner | WR | 6-2 | 190 | Sr. | Bozeman, Mont. |
| 21 | Eltoro Freeman | LB | 5-11 | 221 | Sr. | Alexander City, Ala. | 90 | Gabe Wright | DL | 6-3 | 316 | Fr. | Columbus, Ga. |
| 11 | Brandon Fulse | TE | 6-4 | 238 | Fr. | Fort Meade, Fla. | 47 | Patrick Young | WR | 6-4 | 185 | Fr. | Trussville, Ala. |
| 26 | Justin Garrett | LB | 6-1 | 198 | Fr. | Tucker, Ga. | | | | | | | |
| 58 | Harris Gaston | LB | 6-2 | 236 | So. | Birmingham, Ala. | | | | | | | |
| 20 | Corey Grant | RB | 5-11 | 193 | RFr. | Opelika, Ala. | | | | | | | |
| 77 | A.J. Greene | OL | 6-5 | 295 | Sr. | Madison, Tenn. | | | | | | | |
| 83 | Cameron Groce | WR | 6-4 | 230 | RFr. | Gardendale, Ala. | | | | | | | |
| 86 | Garrett Harper | WR | 5-9 | 180 | Fr. | Springdale, Ark. | | | | | | | |
| 45 | Keymiya Harrell | DE | 6-4 | 225 | Fr. | Plantersville, Ala. | | | | | | | |
| 61 | Josh Harris | DS | 6-1 | 224 | Sr. | Carrollton, Ga. | | | | | | | |
| 64 | Forrest Hill | DS | 6-1 | 230 | RFr. | Morrow, Ga. | | | | | | | |
| 5 | Jake Holland | LB | 6-1 | 235 | So. | Pelham, Ala. | | | | | | | |
| 45 | Davis Hooper | RB | 5-11 | 215 | Sr. | Montgomery, Ala. | | | | | | | |
| 40 | Chris Humphries | FB | 6-2 | 223 | Sr. | Somerville, Ala. | | | | | | | |
| 67/97 | Bobby Ingalls | OL | 6-7 | 325 | Sr. | Gardendale, Ala. | | | | | | | |
| 72 | Barrett Kernon | OL | 6-4 | 268 | Fr. | Daytona Beach, Fla. | | | | | | | |
| 33 | Chris Landrum | LB | 6-3 | 235 | Fr. | Sweet Water, Ala. | | | | | | | |
| 59 | Jake Lembke | DS | 6-2 | 236 | So. | New Lenox, Ill. | | | | | | | |
| 55 | Corey Lemonier | DE | 6-4 | 228 | So. | Hialeah, Fla. | | | | | | | |
| 43 | Philip Lutzenkirchen | TE | 6-5 | 250 | Jr. | Marietta, Ga. | | | | | | | |
| 60 | Eric Mack | OL | 6-4 | 330 | RFr. | St. Matthews, S.C. | | | | | | | |
| 21 | Tre Mason | RB | 5-10 | 190 | Fr. | Lake Worth, Fla. | | | | | | | |
| 23 | Onterio McCalebb | RB | 5-11 | 174 | Jr. | Fort Meade, Fla. | | | | | | | |
| 12 | Demetruce McNeal | DB | 6-2 | 193 | So. | College Park, Ga. | | | | | | | |
| 16 | Ikeem Means | DB | 6-0 | 205 | Jr. | Wetumpka, Ala. | | | | | | | |
| 6 | Jonathon Mincy | DB | 5-10 | 180 | RFr. | Decatur, Ga. | | | | | | | |
| 8 | Anthony Morgan | RB | 5-11 | 195 | Jr. | Brantley, Ala. | | | | | | | |
| 15 | Clint Moseley | QB | 6-4 | 213 | So. | Leroy, Ala. | | | | | | | |
| 75 | Brandon Mosley | OL | 6-6 | 305 | Sr. | Jefferson, Ga. | | | | | | | |
| 93 | Ja'Brian Niles | DL | 6-2 | 297 | Fr. | Mobile, Ala. | | | | | | | |
| 66 | Thomas O'Reilly | OL | 6-3 | 325 | Fr. | Marietta, Ga. | | | | | | | |
| 10 | La'Darius Owens | DE | 6-2 | 237 | RFr. | Bessemer, Ala. | | | | | | | |
| 36 | Cody Parkey | K | 6-0 | 190 | So. | Jupiter, Fla. | | | | | | | |
| 18 | Logan Paul | QB | 6-0 | 184 | RFr. | Gulf Shores, Ala. | | | | | | | |
| 78 | Aubrey Phillips | OL | 6-5 | 336 | RFr. | Olive Branch, Miss. | | | | | | | |
| 37 | Ladarius Phillips | FB | 6-0 | 291 | RFr. | Roanoke, Ala. | | | | | | | |

* Blake Burgess will wear No. 63 and No. 86.

* Bobby Ingalls will wear No. 67 and No. 97.

Pronunciation Guide

| | | |
|----|-----------------------------|---------------------|
| 94 | NOSA EGUA E | No-suh E-gway |
| 65 | TUNDE FARIYIKE | Tune-Day Fa-ree-kay |
| 14 | ERIQUE Florence | E-ree-kay |
| 10 | KIEHL Frazier | Kyle |
| 45 | KEYMIYA Harrell | Ka-my-ah |
| 55 | Corey LEMONIER | Lemon-ear |
| 43 | Philip LUTZENKIRCHEN | Lutz-in-kir-ken |
| 93 | JABRIAN Niles | Ja-Brian |
| 96 | DEVAUNTE Sigler | De-Vaun-tay |
| 85 | TRAVANTE Stallworth | Tra-von-tay |
| 27 | Robenson THEREZIE | Tha-ree-zee |
| 15 | NEIKO Thorpe | Knee-ko |
| 81 | C.J. UZOMAH | You-zah-mah |
| 38 | JAWARA White | Ja-war-a |

2011 Auburn Football Numerical Roster

| No. | Name | Pos. | Ht. | Wt. | Yr. | Hometown | No. | Name | Pos. | Ht. | Wt. | Yr. | Hometown |
|-----|----------------------|------|------|-----|------|----------------------|-------|---------------------|------|-----|-----|------|----------------------|
| 1 | Trovon Reed | WR | 6-0 | 183 | RFr. | Thibodaux, La. | 62 | Chad Slade | OL | 6-5 | 320 | RFr. | Moody, Ala. |
| 3 | DeAngelo Benton | WR | 6-2 | 203 | Jr. | Bastrop, La. | 63/86 | Blake Burgess | OL | 6-3 | 285 | So. | Vestavia Hills, Ala. |
| 4 | Quan Bray | WR | 5-10 | 185 | Fr. | LaGrange, Ga. | 64 | Forrest Hill | DS | 6-1 | 230 | RFr. | Morrow, Ga. |
| 5 | Michael Dyer | RB | 5-9 | 210 | So. | Little Rock, Ark. | 64 | Chase Seals | OL | 6-7 | 282 | RFr. | Auburn, Ala. |
| 5 | Jake Holland | LB | 6-1 | 235 | So. | Pelham, Ala. | 65 | Tunde Fariyike | OL | 6-2 | 290 | RFr. | Thomaston, Ga. |
| 6 | Jonathon Mincy | DB | 5-10 | 180 | RFr. | Decatur, Ga. | 65 | Zach Rawden | DL | 6-2 | 265 | Fr. | College Park, Ga. |
| 8 | Anthony Morgan | RB | 5-11 | 195 | Jr. | Brantley, Ala. | 66 | Thomas O'Reilly | OL | 6-3 | 325 | Fr. | Marietta, Ga. |
| 9 | Quindarius Carr | WR | 6-1 | 185 | Sr. | Huntsville, Ala. | 67/97 | Bobby Ingalls | OL | 6-7 | 325 | Sr. | Gardendale, Ala. |
| 10 | Kiehl Frazier | QB | 6-2 | 220 | Fr. | Springdale, Ark. | 68 | Ed Christian | OL | 6-5 | 321 | RFr. | Valdosta, Ga. |
| 10 | LaDarius Owens | DE | 6-2 | 237 | RFr. | Bessemer, Ala. | 69 | Ryan Preston | OL | 6-1 | 275 | RFr. | Oxford, Ala. |
| 11 | Chris Davis | CB | 5-11 | 188 | So. | Birmingham, Ala. | 71 | John Sullen | OL | 6-5 | 333 | Jr. | Auburn, Ala. |
| 11 | Brandon Fulse | TE | 6-4 | 238 | Fr. | Fort Meade, Fla. | 72 | Barrett Kernon | OL | 6-4 | 268 | Fr. | Daytona Beach, Fla. |
| 12 | Demetruce McNeal | DB | 6-2 | 193 | So. | College Park, Ga. | 73 | Greg Robinson | OL | 6-5 | 305 | Fr. | Thibodaux, La. |
| 13 | Craig Sanders | DE | 6-4 | 260 | So. | Clio, Ala. | 74 | Jamar Travis | DL | 6-0 | 294 | Jr. | Brewton, Ala. |
| 14 | Erique Florence | DB | 6-1 | 179 | Fr. | Valley, Ala. | 75 | Brandon Mosley | OL | 6-6 | 305 | Sr. | Jefferson, Ga. |
| 14 | Barrett Trotter | QB | 6-2 | 207 | Jr. | Birmingham, Ala. | 77 | A.J. Greene | OL | 6-5 | 295 | Sr. | Madison, Tenn. |
| 15 | Clint Moseley | QB | 6-4 | 213 | So. | Leroy, Ala. | 78 | Aubrey Phillips | OL | 6-5 | 336 | RFr. | Olive Branch, Miss. |
| 15 | Neiko Thorpe | DB | 6-3 | 191 | Sr. | Tucker, Ga. | 79 | Jared Cooper | OL | 6-4 | 296 | Sr. | Brewton, Ala. |
| 16 | Ikeem Means | DB | 6-0 | 205 | Jr. | Wetumpka, Ala. | 80 | Emory Blake | WR | 6-2 | 197 | Jr. | Austin, Texas |
| 18 | Sammie Coates | WR | 6-2 | 178 | Fr. | Leroy, Ala. | 81 | C.J. Uzomah | WR | 6-4 | 236 | Fr. | Suwanee, Ga. |
| 18 | Logan Paul | QB | 6-0 | 184 | RFr. | Gulf Shores, Ala. | 82 | Xavier Brown | WR | 6-3 | 214 | So. | Pensacola, Fla. |
| 19 | Ryan White | DB | 5-11 | 192 | So. | Tallahassee, Fla. | 83 | Cameron Groce | TE | 6-4 | 230 | RFr. | Gardendale, Ala. |
| 20 | Drew Cole | DB | 5-11 | 190 | Sr. | Picayune, Miss. | 84 | Jay Wisner | WR | 6-2 | 190 | Sr. | Bozeman, Mont. |
| 20 | Corey Grant | RB | 5-11 | 193 | RFr. | Opelika, Ala. | 85 | Travante Stallworth | WR | 5-9 | 190 | Jr. | Leesville, La. |
| 21 | Eltoro Freeman | LB | 5-11 | 221 | Sr. | Alexander City, Ala. | 86 | Garrett Harper | WR | 5-9 | 180 | Fr. | Springdale, Ark. |
| 21 | Tre Mason | RB | 5-10 | 190 | Fr. | Lake Worth, Fla. | 87 | Sam Brown | WR | 6-2 | 215 | Sr. | Birmingham, Ala. |
| 22 | T'Sharvan Bell | DB | 6-0 | 182 | Jr. | Kissimmee, Fla. | 89 | Jaylon Denson | WR | 6-3 | 197 | Fr. | Hoover, Ala. |
| 22 | Mike Blakely | RB | 5-9 | 206 | Fr. | Bradenton, Fla. | 90 | Gabe Wright | DL | 6-3 | 316 | Fr. | Columbus, Ga. |
| 23 | Onterio McCalebb | RB | 5-11 | 174 | Jr. | Fort Meade, Fla. | 91 | Joel Bonomolo | DE | 6-2 | 240 | Jr. | Metairie, La. |
| 24 | Ryan Smith | DB | 6-2 | 208 | So. | Cordova, Ala. | 92 | Kenneth Carter | DT | 6-4 | 290 | So. | Greenville, Ala. |
| 25 | Daren Bates | LB | 5-11 | 205 | Jr. | Memphis, Tenn. | 93 | Ja'Brian Niles | DL | 6-2 | 297 | Fr. | Mobile, Ala. |
| 26 | Justin Garrett | LB | 6-1 | 198 | Fr. | Tucker, Ga. | 94 | Nosa Eguae | DE | 6-3 | 258 | So. | Mansfield, Texas |
| 27 | Robenson Therezie | DB | 5-9 | 192 | Fr. | Miami, Fla. | 95 | Dee Ford | DE | 6-2 | 240 | Jr. | Odenville, Ala. |
| 28 | Jonathan Rose | DB | 6-2 | 178 | Fr. | Leeds, Ala. | 96 | Devaunte Sigler | DL | 6-3 | 263 | Fr. | Mobile, Ala. |
| 29 | Chandler Brooks | K | 6-1 | 173 | Sr. | Huntsville, Ala. | 98 | Angelo Blackson | DL | 6-4 | 325 | Fr. | Bear, Del. |
| 30 | Steven Clark | P | 6-5 | 226 | So. | Kansas City, Mo. | 99 | Brian Walsh | DL | 6-3 | 294 | Fr. | Winter Springs, Fla. |
| 30 | Daniel Pond | LB | 6-1 | 215 | Fr. | Spanish Fort, Ala. | | | | | | | |
| 31 | Trent Fisher | DB | 6-1 | 186 | RFr. | Nashville, Tenn. | | | | | | | |
| 32 | Jermaine Whitehead | DB | 5-11 | 183 | Fr. | Greenwood, Miss. | | | | | | | |
| 33 | Chris Landrum | LB | 6-3 | 235 | Fr. | Sweet Water, Ala. | | | | | | | |
| 35 | Jonathan Evans | LB | 5-11 | 225 | Jr. | Prichard, Ala. | | | | | | | |
| 36 | Cody Parkey | K | 6-0 | 190 | So. | Jupiter, Fla. | | | | | | | |
| 37 | Ladarius Phillips | FB | 6-0 | 291 | RFr. | Roanoke, Ala. | | | | | | | |
| 38 | Jawara White | LB | 6-2 | 230 | RFr. | Troy, Ala. | | | | | | | |
| 39 | Ellis Smith | P | 5-11 | 200 | Fr. | LaGrange, Ga. | | | | | | | |
| 40 | Clay Finkelstein | LB | 6-2 | 180 | Fr. | Montgomery, Ala. | | | | | | | |
| 40 | Chris Humphries | FB | 6-2 | 223 | Sr. | Somerville, Ala. | | | | | | | |
| 42 | Chandler Shakespeare | RB | 5-10 | 197 | So. | Oxford, Ala. | | | | | | | |
| 43 | Philip Lutzenkirchen | TE | 6-5 | 250 | Jr. | Marietta, Ga. | | | | | | | |
| 44 | Anthony Swain | LB | 6-2 | 205 | Fr. | Gadsden, Ala. | | | | | | | |
| 45 | Keymiya Harrell | DE | 6-4 | 225 | Fr. | Plantersville, Ala. | | | | | | | |
| 45 | Davis Hooper | RB | 5-11 | 215 | Sr. | Montgomery, Ala. | | | | | | | |
| 47 | Jordan Spriggs | DB | 5-9 | 194 | RFr. | Mobile, Ala. | | | | | | | |
| 47 | Patrick Young | WR | 6-4 | 185 | Fr. | Trussville, Ala. | | | | | | | |
| 48 | Jake Drum | TE | 6-5 | 253 | Jr. | Hoover, Ala. | | | | | | | |
| 49 | Nathan Taylor | WR | 5-10 | 178 | Sr. | Fredericksburg, Va. | | | | | | | |
| 50 | Reese Dismukes | C | 6-3 | 285 | Fr. | Spanish Fort, Ala. | | | | | | | |
| 51 | Jacob Westrich | LB | 6-1 | 218 | RFr. | Huntsville, Ala. | | | | | | | |
| 52 | Justin Delaine | DE | 6-5 | 238 | RFr. | Linden, Ala. | | | | | | | |
| 53 | Jon-Morgan Poole | OL | 6-4 | 275 | Fr. | Valley, Ala. | | | | | | | |
| 54 | Jeffrey Whitaker | DT | 6-4 | 312 | So. | Warner Robins, Ga. | | | | | | | |
| 55 | Corey Lemonier | DE | 6-4 | 228 | So. | Hialeah, Fla. | | | | | | | |
| 56 | Ashton Richardson | LB | 6-1 | 201 | Sr. | New Orleans, La. | | | | | | | |
| 57 | Christian Westerman | OL | 6-3 | 277 | Fr. | Chandler, Ariz. | | | | | | | |
| 58 | Harris Gaston | LB | 6-2 | 236 | So. | Birmingham, Ala. | | | | | | | |
| 59 | Jake Lembke | DS | 6-2 | 236 | So. | New Lenox, Ill. | | | | | | | |
| 60 | Eric Mack | OL | 6-4 | 330 | RFr. | St. Matthews, S.C. | | | | | | | |
| 61 | Josh Harris | DS | 6-1 | 224 | Sr. | Carrollton, Ga. | | | | | | | |

* Blake Burgess will wear No. 63 and No. 86.

* Bobby Ingalls will wear No. 67 and No. 97.

Pronunciation Guide

| | | |
|----|-----------------------------|---------------------|
| 94 | NOSA EGUAE | No-suh E-gway |
| 65 | TUNDE FARIYIKE | Tune-Day Fa-ree-kay |
| 14 | ERIQUE Florence | E-ree-kay |
| 10 | KIEHL Frazier | Kyle |
| 45 | KEYMIYA Harrell | Ka-my-ah |
| 55 | Corey LEMONIER | Lemon-ear |
| 43 | Philip LUTZENKIRCHEN | Lutz-in-kir-ken |
| 93 | JABRIAN Niles | Ja-Brian |
| 96 | DEVAUNTE Sigler | De-Vaun-tay |
| 85 | TRAVANTE Stallworth | Tra-von-tay |
| 27 | Robenson THEREZIE | Tha-ree-zee |
| 15 | NEIKO Thorpe | Knee-ko |
| 81 | C.J. UZOMAH | You-zah-mah |
| 38 | JAWARA White | Ja-war-a |

2011 Auburn Football Honors & Awards

DAREN BATES

- ▶ Phil Steele Preseason All-SEC Fourth Team

EMORY BLAKE

- ▶ Biletnikoff Award Watch List
- ▶ Coaches Preseason All-SEC Third Team
- ▶ Phil Steele Midseason All-SEC Third Team

STEVEN CLARK

- ▶ SEC Special Teams Player of the Week (10/3)
- ▶ SEC Special Teams Player of the Week (10/17)

MICHAEL DYER

- ▶ Maxwell Award Watch List
- ▶ Doak Walker Award Watch List
- ▶ Coaches Preseason All-SEC Second Team
- ▶ Sports Illustrated Preseason All-SEC Team
- ▶ Phil Steele Preseason All-SEC Second Team
- ▶ Phil Steele Midseason All-SEC Second Team
- ▶ Phil Steele Midseason Honorable Mention All-American

COREY LEMONIER

- ▶ SEC Defensive Player of the Week (10/17)
- ▶ Coaches Preseason All-SEC Third Team
- ▶ Phil Steele Midseason All-SEC First Team
- ▶ Phil Steele Midseason Honorable Mention All-American

PHILIP LUTZENKIRCHEN

- ▶ Mackey Award Watch List
- ▶ Coaches Preseason All-SEC Third Team
- ▶ Sports Illustrated Preseason All-SEC Team
- ▶ Phil Steele Preseason All-SEC Third Team

TRE MASON

- ▶ SEC Co-Freshman of the Week (9/5)
- ▶ Phil Steele Midseason All-SEC First Team
- ▶ Phil Steele Midseason All-America Third Team

ONTERRIO MCCALEBB

- ▶ Coaches Preseason All-SEC Third Team

BRANDON MOSLEY

- ▶ Coaches Preseason All-SEC Second Team
- ▶ Phil Steele Midseason All-SEC Second Team

VODY PARKEY

- ▶ Phil Steele Midseason All-SEC Third Team

NEIKO THORPE

- ▶ Coaches Preseason All-SEC Third Team
- ▶ Phil Steele Midseason All-SEC Third Team

2011 Season Stats

| RECORD..... | OVERALL | HOME | AWAY | NEUTRAL |
|----------------------|---------|------|------|---------|
| ALL GAMES | 5-3 | 4-0 | 1-3 | 0-0 |
| CONFERENCE | 3-2 | 2-0 | 1-2 | 0-0 |
| NON-CONFERENCE | 2-1 | 2-0 | 0-1 | 0-0 |

| DATE | OPPONENT | W/L | SCORE | ATTEND |
|------------------|--------------------|-----|-------|--------|
| 09/03/2011 | UTAH STATE | W | 42-38 | 85,245 |
| 09/10/2011 | MISSISSIPPI STATE* | W | 41-34 | 87,451 |
| 09/17/2011 | at Clemson | L | 24-38 | 82,000 |
| 09/24/2011 | FLORIDA ATLANTIC | W | 30-14 | 82,249 |
| 10/01/2011 | at South Carolina* | W | 16-13 | 81,767 |
| 10/08/2011 | at Arkansas* | L | 14-38 | 74,191 |
| 10/15/2011 | FLORIDA* | W | 17-6 | 87,451 |
| 10/22/2011 | at LSU* | L | 10-45 | 93,098 |
| 10/29/2011 | OLE MISS* | | | |
| 11/12/2011 | at Georgia* | | | |
| 11/19/2011 | SAMFORD | | | |
| 11/26/2011 | ALABAMA* | | | |

| TEAM STATISTICS | AU | OPP |
|-------------------------------|-------------|-------------|
| SCORING | 194 | 226 |
| Points Per Game | 24.2 | 28.2 |
| FIRST DOWNS | 144 | 177 |
| Rushing | 76 | 78 |
| Passing | 57 | 86 |
| Penalty | 11 | 13 |
| RUSHING YARDAGE | 1466 | 1451 |
| Yards gained rushing | 1688 | 1633 |
| Yards lost rushing | 222 | 182 |
| Rushing Attempts | 333 | 326 |
| Average Per Rush | 4.4 | 4.5 |
| Average Per Game | 183.2 | 181.4 |
| TDs Rushing | 11 | 14 |
| PASSING YARDAGE | 1308 | 1773 |
| Comp-Att-Int | 104-191-11 | 158-250-7 |
| Average Per Pass | 6.8 | 7.1 |
| Average Per Catch | 12.6 | 11.2 |
| Average Per Game | 163.5 | 221.6 |
| TDs Passing | 10 | 12 |
| TOTAL OFFENSE | 2774 | 3224 |
| Total Plays | 524 | 576 |
| Average Per Play | 5.3 | 5.6 |
| Average Per Game | 346.8 | 403.0 |
| KICK RETURNS: #-Yards | 34-823 | 18-390 |
| PUNT RETURNS: #-Yards | 17-92 | 8-41 |
| INT RETURNS: #-Yards | 7-134 | 11-172 |
| KICK RETURN AVERAGE | 24.2 | 21.7 |
| PUNT RETURN AVERAGE | 5.4 | 5.1 |
| INT RETURN AVERAGE | 19.1 | 15.6 |
| FUMBLES-LOST | 6-1 | 18-6 |
| PENALTIES-Yards | 53-500 | 50-395 |
| Average Per Game | 62.5 | 49.4 |
| PUNTS-Yards | 52-2098 | 41-1818 |
| Average Per Punt | 40.3 | 44.3 |
| Net punt average | 38.8 | 42.1 |
| TIME OF POSSESSION/Game | 27:57 | 32:03 |
| 3RD-DOWN Conversions | 41/113 | 54/116 |
| 3rd-Down Pct | 36% | 47% |
| 4TH-DOWN Conversions | 3/5 | 6/8 |
| 4th-Down Pct | 60% | 75% |
| SACKS BY-Yards | 13-59 | 20-126 |
| MISC YARDS | 0 | 0 |
| TOUCHDOWNS SCORED | 24 | 28 |
| FIELD GOALS-ATTEMPTS | 9-12 | 10-11 |
| ON-SIDE KICKS | 1-1 | 0-0 |
| RED-ZONE SCORES | (18-21) 86% | (26-30) 87% |
| RED-ZONE TOUCHDOWNS | (12-21) 57% | (19-30) 63% |
| PAT-ATTEMPTS | (23-24) 96% | (26-27) 96% |
| ATTENDANCE | 342396 | 331056 |
| Games/Avg Per Game | 4/85599 | 4/82764 |
| Neutral Site Games | 0/0 | 0/0 |

| SCORE BY QUARTERS | 1st | 2nd | 3rd | 4th | OT | Total |
|-------------------------|-----|-----|-----|-----|----|-------|
| AUBURN | 72 | 37 | 40 | 45 | 0 | 194 |
| Opponents | 51 | 75 | 55 | 45 | 0 | 226 |

| RUSHING | GP | Att | Gain | Loss | Net | Avg | TD | Long | Avg/G |
|------------------------|----------|------------|-------------|------------|-------------|------------|-----------|-----------|--------------|
| Michael Dyer | 8 | 159 | 851 | 39 | 812 | 5.1 | 8 | 55 | 101.5 |
| Onterio McCalebb | 8 | 69 | 410 | 23 | 387 | 5.6 | 2 | 20 | 48.4 |
| Kiehl Frazier | 8 | 43 | 212 | 5 | 207 | 4.8 | 1 | 22 | 25.9 |
| Tre Mason | 7 | 12 | 69 | 5 | 64 | 5.3 | 0 | 18 | 9.1 |
| Barrett Trotter | 8 | 31 | 99 | 69 | 30 | 1.0 | 0 | 15 | 3.8 |
| Trovon Reed | 5 | 2 | 12 | 0 | 12 | 6.0 | 0 | 10 | 2.4 |
| Quan Bray | 8 | 6 | 19 | 9 | 10 | 1.7 | 0 | 8 | 1.2 |
| TEAM | 2 | 1 | 0 | 16 | -16 | -16.0 | 0 | 0 | -8.0 |
| Clint Moseley | 5 | 10 | 16 | 56 | -40 | -4.0 | 0 | 6 | -8.0 |
| Total | 8 | 333 | 1688 | 222 | 1466 | 4.4 | 11 | 55 | 183.2 |
| Opponents | 8 | 326 | 1633 | 182 | 1451 | 4.5 | 14 | 92 | 181.4 |

| PASSING | G | Effic | Cmp-Att-Int | Pct | Yds | TD | Lng | Avg/G |
|------------------------|----------|---------------|-------------------|-------------|-------------|-----------|-----------|--------------|
| Barrett Trotter | 8 | 125.34 | 81-149-6 | 54.4 | 1009 | 10 | 56 | 126.1 |
| Clint Moseley | 5 | 131.93 | 18-29-1 | 62.1 | 265 | 0 | 42 | 53.0 |
| Kiehl Frazier | 8 | 38.56 | 5-10-2 | 50.0 | 34 | 0 | 14 | 4.2 |
| C.J. Uzomah | 8 | -100.00 | 0-2-1 | 0.0 | 0 | 0 | 0 | 0.0 |
| Ryan White | 8 | -200.00 | 0-1-1 | 0.0 | 0 | 0 | 0 | 0.0 |
| Total | 8 | 117.73 | 104-191-11 | 54.5 | 1308 | 10 | 56 | 163.5 |
| Opponents | 8 | 133.01 | 158-250-7 | 63.2 | 1773 | 12 | 65 | 221.6 |

| RECEIVING | G | No. | Yds | Avg | TD | Long | Avg/G |
|----------------------------|----------|------------|-------------|-------------|-----------|-----------|--------------|
| Onterio McCalebb | 8 | 22 | 239 | 10.9 | 1 | 51 | 29.9 |
| Emory Blake | 6 | 19 | 333 | 17.5 | 4 | 56 | 55.5 |
| Trovon Reed | 5 | 15 | 117 | 7.8 | 0 | 25 | 23.4 |
| Philip Lutzenkirchen | 7 | 14 | 131 | 9.4 | 3 | 23 | 18.7 |
| Travante Stallworth | 8 | 13 | 214 | 16.5 | 1 | 44 | 26.8 |
| DeAngelo Benton | 8 | 7 | 136 | 19.4 | 1 | 41 | 17.0 |
| Quindarius Carr | 8 | 5 | 69 | 13.8 | 0 | 42 | 8.6 |
| Quan Bray | 8 | 5 | 31 | 6.2 | 0 | 14 | 3.9 |
| Brandon Fulse | 8 | 2 | 12 | 6.0 | 0 | 13 | 1.5 |
| Jay Wisner | 7 | 1 | 20 | 20.0 | 0 | 20 | 2.9 |
| Michael Dyer | 8 | 1 | 6 | 6.0 | 0 | 6 | 0.8 |
| Total | 8 | 104 | 1308 | 12.6 | 10 | 56 | 163.5 |
| Opponents | 8 | 158 | 1773 | 11.2 | 12 | 65 | 221.6 |

| PUNT RETURNS | No. | Yds | Avg | TD | Long |
|------------------------|-----------|-----------|------------|----------|-----------|
| Quan Bray | 9 | 50 | 5.6 | 0 | 16 |
| Trovon Reed | 8 | 42 | 5.2 | 0 | 9 |
| Total | 17 | 92 | 5.4 | 0 | 16 |
| Opponents | 8 | 41 | 5.1 | 0 | 22 |

| INTERCEPTIONS | No. | Yds | Avg | TD | Long |
|--------------------------|-----------|------------|-------------|----------|-----------|
| Neiko Thorpe | 2 | 66 | 33.0 | 0 | 46 |
| Demetruce McNeal | 2 | 43 | 21.5 | 1 | 43 |
| Jake Holland | 1 | 0 | 0.0 | 0 | 0 |
| T'Sharvan Bell | 1 | 0 | 0.0 | 0 | 0 |
| Jermaine Whitehead | 1 | 25 | 25.0 | 1 | 25 |
| Total | 7 | 134 | 19.1 | 2 | 46 |
| Opponents | 11 | 172 | 15.6 | 2 | 29 |

| KICK RETURNS | No. | Yds | Avg | TD | Long |
|-------------------------|-----------|------------|-------------|----------|-----------|
| Tre Mason | 20 | 544 | 27.2 | 1 | 97 |
| Robensen Therezie | 4 | 90 | 22.5 | 0 | 36 |
| Quan Bray | 4 | 96 | 24.0 | 0 | 33 |
| Onterio McCalebb | 4 | 84 | 21.0 | 0 | 26 |
| Brandon Fulse | 2 | 9 | 4.5 | 0 | 7 |
| Total | 34 | 823 | 24.2 | 1 | 97 |
| Opponents | 18 | 390 | 21.7 | 0 | 36 |

| FUMBLE RETURNS | No. | Yds | Avg | TD | Long |
|------------------------|----------|----------|------------|----------|----------|
| Total | 0 | 0 | 0.0 | 0 | 0 |
| Opponents | 0 | 0 | 0.0 | 0 | 0 |

2011 Season Stats

| SCORING | TD | FGs | PATs | | | | | Saf | Points |
|----------------------|------------|--------------|--------------|------------|----------|------------|----------|----------|------------|
| | | | Kick | Rush | Rcv | Pass | DXP | | |
| Cody Parkey | .0 | 9-12 | 23-24 | 0-0 | 0 | 0-0 | 0 | 0 | 50 |
| Michael Dyer | .8 | 0-0 | 0-0 | 0-0 | 0 | 0-0 | 0 | 0 | 48 |
| Emory Blake | .4 | 0-0 | 0-0 | 0-0 | 0 | 0-0 | 0 | 0 | 24 |
| Philip Lutzenkirchen | .3 | 0-0 | 0-0 | 0-0 | 0 | 0-0 | 0 | 0 | 18 |
| Onterio McCalebb | .3 | 0-0 | 0-0 | 0-0 | 0 | 0-0 | 0 | 0 | 18 |
| Demetruc McNeal | .1 | 0-0 | 0-0 | 0-0 | 0 | 0-0 | 0 | 0 | 6 |
| Jermaine Whitehead | .1 | 0-0 | 0-0 | 0-0 | 0 | 0-0 | 0 | 0 | 6 |
| Kiehl Frazier | .1 | 0-0 | 0-0 | 0-0 | 0 | 0-0 | 0 | 0 | 6 |
| Travante Stallworth | .1 | 0-0 | 0-0 | 0-0 | 0 | 0-0 | 0 | 0 | 6 |
| DeAngelo Benton | .1 | 0-0 | 0-0 | 0-0 | 0 | 0-0 | 0 | 0 | 6 |
| Tre Mason | .1 | 0-0 | 0-0 | 0-0 | 0 | 0-0 | 0 | 0 | 6 |
| Total | .24 | 9-12 | 23-24 | 0-0 | 0 | 0-0 | 0 | 0 | 194 |
| Opponents | .28 | 10-11 | 26-27 | 0-0 | 1 | 1-1 | 0 | 0 | 226 |

| TOTAL OFFENSE | G | Plays | Rush | Pass | Total | Avg/G |
|------------------|-----------|------------|-------------|-------------|-------------|--------------|
| Barrett Trotter | .8 | 180 | 30 | 1009 | 1039 | 129.9 |
| Michael Dyer | .8 | 159 | 812 | 0 | 812 | 101.5 |
| O. McCalebb | .8 | 69 | 387 | 0 | 387 | 48.4 |
| Kiehl Frazier | .8 | 53 | 207 | 34 | 241 | 30.1 |
| Clint Moseley | .5 | 39 | -40 | 265 | 225 | 45.0 |
| Tre Mason | .7 | 12 | 64 | 0 | 64 | 9.1 |
| Trovon Reed | .5 | 2 | 12 | 0 | 12 | 2.4 |
| Quan Bray | .8 | 6 | 10 | 0 | 10 | 1.2 |
| TEAM | .2 | 1 | -16 | 0 | -16 | -8.0 |
| Total | .8 | 524 | 1466 | 1308 | 2774 | 346.8 |
| Opponents | .8 | 576 | 1451 | 1773 | 3224 | 403.0 |

| FIELD GOALS | FGM-FGA | Pct. | 01-19 | 20-29 | 30-39 | 40-49 | 50-59 | Lg | Blk |
|-------------|---------|------|-------|-------|-------|-------|-------|----|-----|
| Cody Parkey | .9-12 | 75.0 | 0-0 | 1-1 | 4-4 | 4-7 | 0-0 | 43 | 0 |

| FG SEQUENCE | Auburn | OPPONENTS |
|-------------------|----------------------|------------|
| Utah State | - | (34) |
| Mississippi State | (43), (37) | (27), (32) |
| Clemson | (38) | (38) |
| Florida Atlantic | (41), (31), (37), 47 | (39), (43) |
| South Carolina | (21) | - |
| Arkansas | - | 34, (36) |
| Florida | 45, 42, (42) | (47), (25) |
| LSU | (42) | (36) |
| Ole Miss | | |
| Georgia | | |
| Samford | | |
| Alabama | | |

Numbers in (parentheses) indicate field goal was made.

| PUNTING | No. | Yds | Avg | Long | TB | FC | I20 | Blkd |
|------------------|------------|-------------|-------------|-----------|----------|-----------|-----------|----------|
| Steven Clark | .52 | 2098 | 40.3 | 58 | 2 | 22 | 25 | 0 |
| Total | .52 | 2098 | 40.3 | 58 | 2 | 22 | 25 | 0 |
| Opponents | .41 | 1818 | 44.3 | 67 | 0 | 9 | 13 | 0 |

| KICKOFFS | No. | Yds | Avg | TB | OB | Retn | Net | YdLn |
|------------------|------------|-------------|-------------|-----------|----------|------------|-------------|-----------|
| Cody Parkey | .40 | 2751 | 68.8 | 22 | 0 | | | |
| Total | .40 | 2751 | 68.8 | 22 | 0 | 390 | 48.0 | 21 |
| Opponents | .46 | 2848 | 61.9 | 8 | 2 | 823 | 40.5 | 29 |

| ALL PURPOSE | G | Rush | Rec | PR | KOR | IR | Tot | Avg/G |
|----------------------|-----------|-------------|-------------|-----------|------------|------------|-------------|--------------|
| Michael Dyer | .8 | 812 | 6 | 0 | 0 | 0 | 818 | 102.2 |
| Onterio McCalebb | .8 | 387 | 239 | 0 | 84 | 0 | 710 | 88.8 |
| Tre Mason | .7 | 64 | 0 | 0 | 544 | 0 | 608 | 86.9 |
| Emory Blake | .6 | 0 | 333 | 0 | 0 | 0 | 333 | 55.5 |
| Travante Stallworth | .8 | 0 | 214 | 0 | 0 | 0 | 214 | 26.8 |
| Kiehl Frazier | .8 | 207 | 0 | 0 | 0 | 0 | 207 | 25.9 |
| Quan Bray | .8 | 10 | 31 | 50 | 96 | 0 | 187 | 23.4 |
| Trovon Reed | .5 | 12 | 117 | 42 | 0 | 0 | 171 | 34.2 |
| DeAngelo Benton | .8 | 0 | 136 | 0 | 0 | 0 | 136 | 17.0 |
| Philip Lutzenkirchen | .7 | 0 | 131 | 0 | 0 | 0 | 131 | 18.7 |
| Robensen Therzie | .8 | 0 | 0 | 0 | 90 | 0 | 90 | 11.2 |
| Quindarius Carr | .8 | 0 | 69 | 0 | 0 | 0 | 69 | 8.6 |
| Neiko Thorpe | .8 | 0 | 0 | 0 | 0 | 66 | 66 | 8.2 |
| Demetruc McNeal | .8 | 0 | 0 | 0 | 0 | 43 | 43 | 5.4 |
| Barrett Trotter | .8 | 30 | 0 | 0 | 0 | 0 | 30 | 3.8 |
| Jermaine Whitehead | .8 | 0 | 0 | 0 | 0 | 25 | 25 | 3.1 |
| Brandon Fulse | .8 | 0 | 12 | 0 | 9 | 0 | 21 | 2.6 |
| Jay Wisner | .7 | 0 | 20 | 0 | 0 | 0 | 20 | 2.9 |
| TEAM | .2 | -16 | 0 | 0 | 0 | 0 | -16 | -8.0 |
| Clint Moseley | .5 | -40 | 0 | 0 | 0 | 0 | -40 | -8.0 |
| Total | .8 | 1466 | 1308 | 92 | 823 | 134 | 3823 | 477.9 |
| Opponents | .8 | 1451 | 1773 | 41 | 390 | 172 | 3827 | 478.4 |

2011 Season Stats

Defensive Statistics

| DEFENSIVE LEADERS | GP | -----Tackles----- | | | TFL/Yds | -Sacks- | -----Pass Def----- | | | ----Fumbles---- | | BKd Kick | Saf |
|-------------------------|----------|-------------------|------------|------------|-----------------|---------------|--------------------|-----------|-----------|-----------------|-----------|----------|----------|
| | | Solo | Ast | Total | | | No-Yards | Int-Yds | BrUp | QBH | Rcv-Yds | | |
| 15 Neiko Thorpe | 8 | 29 | 35 | 64 | 0.5-1 | . | 2-66 | 4 | . | 1-0 | . | . | . |
| 25 Daren Bates | 8 | 31 | 27 | 58 | 3.5-7 | 1.0-2 | . | 2 | 8 | 1-0 | . | . | . |
| 12 Demetruce McNeal | 8 | 28 | 22 | 50 | 1.0-4 | . | 2-43 | 2 | . | . | 2 | . | . |
| 5 Jake Holland | 8 | 22 | 17 | 39 | 3.5-14 | . | 1-0 | 1 | 4 | . | 1 | . | . |
| 22 T'Sharvan Bell | 8 | 28 | 8 | 36 | 1.0-1 | . | 1-0 | 7 | . | . | 1 | . | . |
| 11 Chris Davis | 6 | 18 | 15 | 33 | . | . | . | 2 | . | . | . | . | . |
| 55 Corey Lemonier | 8 | 20 | 11 | 31 | 10.0-51 | 6.0-38 | . | . | 12 | . | 2 | 1 | . |
| 21 Eltoro Freeman | 7 | 11 | 15 | 26 | 6.0-14 | 1.0-1 | . | . | . | . | . | . | . |
| 35 Jonathan Evans | 6 | 13 | 13 | 26 | 1.0-1 | . | . | . | . | . | . | . | . |
| 94 Nosa Eguae | 8 | 16 | 9 | 25 | 5.0-14 | . | . | 1 | 8 | . | . | . | . |
| 32 Jermaine Whitehead | 8 | 13 | 7 | 20 | 0.5-2 | . | 1-25 | 2 | . | . | . | . | . |
| 19 Ryan White | 8 | 13 | 4 | 17 | . | . | . | 2 | . | . | . | . | . |
| 92 Kenneth Carter | 8 | 8 | 8 | 16 | 0.5-0 | . | . | . | 2 | . | . | . | . |
| 6 Jonathon Mincy | 8 | 11 | 3 | 14 | . | . | . | 1 | . | 1-0 | . | . | . |
| 38 Jawara White | 7 | 5 | 9 | 14 | 1.5-3 | . | . | . | . | . | . | . | . |
| 54 Jeffrey Whitaker | 8 | 9 | 3 | 12 | 0.5-1 | . | . | . | 2 | 1-0 | 1 | . | . |
| 27 Robensen Therezie | 8 | 8 | 3 | 11 | . | . | . | 1 | . | . | . | . | . |
| 14 Erique Florence | 8 | 6 | 4 | 10 | 1.0-1 | 1.0-1 | . | . | . | . | 1 | . | . |
| 24 Ryan Smith | 8 | 7 | 2 | 9 | . | . | . | . | . | . | . | . | . |
| 96 Devaunte Sigler | 8 | 5 | 4 | 9 | 1.5-3 | 1.0-3 | . | . | . | . | . | . | . |
| 13 Craig Sanders | 8 | 6 | 3 | 9 | 4.0-16 | 1.0-5 | . | . | 1 | . | 1 | . | . |
| 10 LaDarius Owens | 4 | 4 | 4 | 8 | 2.5-8 | 1.0-6 | . | . | 1 | . | . | . | . |
| 58 Harris Gaston | 8 | 5 | 3 | 8 | . | . | . | . | . | . | . | . | . |
| 95 Dee Ford | 3 | 6 | 1 | 7 | 2.0-4 | 1.0-3 | . | . | 4 | . | . | . | . |
| 98 Angelo Blackson | 8 | 2 | 3 | 5 | 1.5-3 | . | . | . | . | . | . | . | . |
| 74 Jamar Travis | 8 | 3 | 1 | 4 | 1.0-1 | . | . | . | 1 | . | . | . | . |
| 90 Gabe Wright | 8 | 2 | 1 | 3 | 1.0-5 | . | . | . | . | . | 1 | . | . |
| 43 Philip Lutzenkirchen | 7 | 2 | . | 2 | . | . | . | . | . | 1-0 | 1 | . | . |
| 61 Josh Harris | 8 | 1 | 1 | 2 | . | . | . | . | . | . | . | . | . |
| 75 Brandon Mosley | 8 | 2 | . | 2 | . | . | . | . | . | . | . | . | . |
| 26 Justin Garrett | 3 | 2 | . | 2 | . | . | . | . | . | . | . | . | . |
| 52 Justin Delaine | 2 | . | 2 | 2 | 0.5-1 | . | . | . | . | . | . | . | . |
| 4 Quan Bray | 8 | 1 | . | 1 | . | . | . | . | . | . | . | . | . |
| 23 Onterio McCalebb | 8 | . | 1 | 1 | . | . | . | . | . | . | . | . | . |
| 91 Joel Bonomolo | 4 | 1 | . | 1 | . | . | . | . | . | . | . | . | . |
| 77 A.J. Greene | 8 | . | 1 | 1 | . | . | . | . | . | . | . | . | . |
| 14 Barrett Trotter | 8 | 1 | . | 1 | . | . | . | . | . | . | . | . | . |
| 8 Anthony Morgan | 4 | 1 | . | 1 | . | . | . | . | . | . | . | . | . |
| 16 Ikeem Means | 8 | . | 1 | 1 | . | . | . | . | . | 1-0 | . | . | . |
| 56 Ashton Richardson | 1 | . | . | . | . | . | . | . | 1 | . | . | . | . |
| Total | 8 | 340 | 241 | 581 | 49-155 | 13-59 | 7-134 | 25 | 44 | 6-0 | 11 | 1 | . |
| Opponents | 8 | 339 | 224 | 563 | 63.0-224 | 20-126 | 11-172 | 11 | 43 | 1-0 | 3 | . | . |

Special Teams Tackles

| SPECIAL TEAMS | -----Tackles----- | | | SPECIAL TEAMS | -----Tackles----- | | |
|-----------------------|-------------------|-----|-------|----------------------|-------------------|-----|-------|
| | Solo | Ast | Total | | Solo | Ast | Total |
| 27 Robenson Therezie | 3 | 1 | 4 | 19 Ryan White | 1 | 0 | 1 |
| 32 Jermaine Whitehead | 2 | 1 | 3 | 11 Chris Davis | 0 | 1 | 1 |
| 22 T'Sharvan Bell | 2 | 0 | 2 | 27 Robensen Therezie | 0 | 1 | 1 |
| 61 Josh Harris | 1 | 1 | 2 | 16 Ikeem Means | 0 | 1 | 1 |
| 15 Neiko Thorpe | 0 | 2 | 2 | 74 Jamar Travis | 0 | 1 | 1 |
| 35 Jonathan Evans | 1 | 1 | 2 | 38 Jawara White | 0 | 1 | 1 |
| 12 Demetruce McNeal | 1 | 1 | 2 | | | | |
| 91 Joel Bonomolo | 1 | 0 | 1 | | | | |
| 14 Erique Florence | 1 | 0 | 1 | | | | |
| 8 Anthony Morgan | 1 | 0 | 1 | | | | |
| 10 LaDarius Owens | 1 | 0 | 1 | | | | |
| 13 Craig Sanders | 1 | 0 | 1 | | | | |

2011 Miscellaneous Stats

| Plays | Yards | TOP | Qtr | Scoring Play |
|--------------------------|-------|------|-----|---|
| UTAH STATE | | | | |
| 3 | 61 | 1:31 | 1 | E. Blake 56-yard pass from B. Trotter |
| - | - | --- | 2 | T. Mason 97-yard kickoff return |
| 11 | 65 | 3:46 | 3 | M. Dyer 11-yard rush |
| 7 | 72 | 2:55 | 3 | T. Stallworth 39-yard pass from B. Trotter |
| 8 | 56 | 1:37 | 4 | P. Lutzenkirchen 15-yard pass from B. Trotter |
| 8 | 55 | 2:45 | 4 | M. Dyer 1-yard rush |
| MISSISSIPPI STATE | | | | |
| 4 | 36 | 0:58 | 1 | M. dyer 35-yard rush |
| - | - | --- | 1 | D. McNeal 43-yard interception return |
| 5 | 54 | 1:59 | 2 | E. Blake 46-yard pass from B. Trotter |
| 6 | 59 | 1:50 | 2 | M. Dyer 2-yard rush |
| 5 | 54 | 0:35 | 2 | C. Parkey 43-yard field goal |
| 6 | 30 | 2:47 | 3 | C. Parkey 37-yard field goal |
| 10 | 92 | 4:22 | 4 | P. Lutzenkirchen 10-yard pass from B. Trotter |
| CLEMSON | | | | |
| 2 | 69 | 0:25 | 1 | M. dyer 52-yard rush |
| 6 | 54 | 2:03 | 1 | E. Blake 36-yard pass from B. Trotter |
| 16 | 90 | 5:57 | 2 | M. Dyer 1-yard rush |
| 8 | 62 | 3:01 | 3 | C. Parkey 38-yard field goal |
| FLORIDA ATLANTIC | | | | |
| 11 | 60 | 4:06 | 1 | E. Blake 10-yard pass from B. Trotter |
| 10 | 46 | 3:26 | 1 | C. Parkey 41-yard field goal |
| - | - | --- | 3 | J. Whitehead 25-yard interception return |
| 5 | 66 | 1:32 | 3 | O. McCalebb 51-yard pass from B. Trotter |
| 4 | 5 | 0:49 | 3 | C. Parkey 31-yard field goal |
| 11 | 41 | 4:01 | 3 | C. Parkey 37-yard field goal |
| SOUTH CAROLINA | | | | |
| 10 | 47 | 3:04 | 1 | C. Parkey 21-yard field goal |
| 11 | 75 | 3:18 | 2 | M. Dyer 1-yard rush |
| 12 | 57 | 3:49 | 4 | P. Lutzenkirchen 9-yard pass from B. Trotter |
| ARKANSAS | | | | |
| 5 | 80 | 1:59 | 1 | M. Dyer 55-yard rush |
| 9 | 47 | 3:14 | 1 | K. Frazier 7-yard rush |
| FLORIDA | | | | |
| 3 | 32 | 1:17 | 1 | D. Benton 25-yard pass from B. Trotter |
| 7 | 66 | 3:14 | 4 | O. McCalebb 14-yard rush |
| 6 | 22 | 2:28 | 4 | C. Parkey 42-yard field goal |
| LSU | | | | |
| 9 | 41 | 3:35 | 1 | C. Parkey 42-yard field goal |
| 10 | 86 | 5:51 | 4 | O. McCalebb 2-yard run |

Average Scoring Drive: Plays: 6.9 Yards: 50.9 Time: 2:35

Miscellaneous Statistics

Average Time of Possession (by Quarter)

| | 1 | 2 | 3 | 4 | Total |
|-----------|------|------|------|------|-------|
| AUBURN | 7:10 | 6:17 | 8:11 | 6:17 | 27:56 |
| Opponents | 7:49 | 8:42 | 6:48 | 8:42 | 32:03 |

Third Down Conversions (by Quarter)

| | 1 | 2 | 3 | 4/OT | Total |
|-------------|-------------|-------------|-------------|-------------|-------------|
| AUBURN | 14-32 | 8-26 | 9-30 | 10-25 | 41-113 |
| Pct. | 43.8 | 30.8 | 30.0 | 40.0 | 36.3 |
| Opponents | 12-30 | 16-31 | 9-22 | 17-33 | 54-116 |
| Pct. | 40.0 | 51.6 | 40.9 | 51.5 | 46.6 |

Third Down Conversions (by Yardage)

| Yards to go | 1-3 | 4-6 | 7-10 | 11+ | Total |
|-------------|-------------|-------------|-------------|-------------|-------------|
| AUBURN | 14 of 27 | 9 of 22 | 11 of 36 | 7 of 27 | 41 of 113 |
| Pct. | 51.9 | 40.9 | 30.6 | 25.9 | 36.3 |
| Opponents | 19 of 27 | 16 of 30 | 15 of 37 | 5 of 25 | 54 of 116 |
| Pct. | 70.4 | 53.3 | 40.5 | 20.0 | 46.6 |

Turnovers

Takeaways — 13, Giveaways — 12
 Difference — +1
 Points Off TOs — AU 37, Opp. 41
 Points Off TOs/Game — AU 4.6, Opp. 5.1

Kickoffs

Kickoffs — 40
 Parkey — 40 KO, 22 TB, 0 OB
 Touchbacks — 22
 Out of Bounds — 0
 Opp. Returns — 18 for 390 yards (21.7)
 On-side kicks — 1-for-1

Red Zone

AU Scores/Times in Red Zone: 18/21 (.857)
 AU TDs/Times in Red Zone: 12/21 (.571)
 Scores (18): 12 TD, 6 FG
 Non-Scores (3): 0 Half, 0 FGA, 3 INT, 0 Downs, 0 Half
 Opp. Scores/Times in Red Zone: 26/30 (.867)
 Opp. TDs/Times in Red Zone: 19/30 (.633)
 Scores (26): 19 TD, 7 FG
 Non-Scores (4): 0 INT, 1 FGA, 0 Fumble, 1 Downs, 2 Half

2011 Game-By-Game Team Stats

| Game | Score | First Downs | | Rushing No-Yds-TD | Passing | | | Total Off. PI-Yds | Punts No-Avg | Fum. F/L | Penalties No-Yds | 3rd Dns | Time of Poss |
|--------------------------------|----------|-------------|-------------------|----------------------|--------------------|------------|--------|----------------------|------------------|-------------|---------------------|---------------|-----------------|
| | | Tot | Ru-Pa-Pe | | C-A-I | Yds | TD | | | | | | |
| Utah State at Auburn | 38 42 | 27 17 | 14-12-1 6-11-0 | 53-227-5 30-78-2 | 22-31-0 18-24-0 | 221 286 | 0 3 | 84-448 54-364 | 3-50.0 4-43.5 | 0/0 1/0 | 6-38 7-60 | 10-17 3-9 | 37:41 22:19 |
| Mississippi State at Auburn | 34 41 | 31 21 | 19-11-1 12-6-3 | 63-333-2 36-235-2 | 21-34-1 16-23-1 | 198 146 | 1 2 | 97-531 59-381 | 6-240 6-274 | 2/0 1/0 | 10-75 7-85 | 11-20 4-12 | 36:07 23:53 |
| at Clemson Auburn | 38 24 | 32 19 | 12-19-1 9-8-2 | 50-239-1 38-237-2 | 30-42-0 12-25-1 | 386 198 | 4 1 | 92-624 63-435 | 3-138 6-248 | 1/1 0/0 | 6-50 5-40 | 14-18 5-13 | 36:15 23:45 |
| Florida Atlantic at Auburn | 14 30 | 20 16 | 8-11-1 7-8-1 | 34-108-0 33-137-0 | 21-32-3 16-29-1 | 199 178 | 1 2 | 66-307 62-315 | 4-40.0 3-46.3 | 5/0 2/0 | 6-51 4-25 | 6-14 7-15 | 33:46 26:14 |
| at South Carolina Auburn | 13 16 | 13 22 | 7-5-1 15-7-0 | 29-129-1 67-246-1 | 9-23-2 12-25-4 | 160 112 | 1 1 | 52-289 92-358 | 7-41.6 7-37.9 | 3/2 0/0 | 7-55 5-55 | 2-10 11-22 | 24:13 35:47 |
| at Arkansas Auburn | 38 14 | 17 18 | 5-12-0 13-4-1 | 31-176-3 52-291-2 | 24-36-0 9-25-3 | 262 104 | 2 0 | 67-438 77-395 | 7-44.4 9-40.0 | 2/1 0/0 | 4-26 11-105 | 5-16 6-17 | 27:17 32:43 |
| Florida at Auburn | 6 17 | 14 13 | 3-7-4 8-4-1 | 30-66-0 43-155-1 | 15-29-1 7-16-0 | 128 123 | 0 1 | 59-194 59-278 | 7-46.1 9-39.2 | 5/2 0/0 | 6-40 7-79 | 3-13 1-13 | 30:33 29:27 |
| at LSU Auburn | 45 10 | 23 18 | 10-9-4 6-9-3 | 36-174-2 34-87-1 | 16-23-0 14-24-1 | 219 161 | 3 0 | 59-393 58-248 | 4-51.2 7-35.1 | 0/0 2/1 | 5-60 7-51 | 3-8 4-12 | 30:35 29:25 |
| Ole Miss at Auburn | | | | | | | | | | | | | |
| at Georgia Auburn | | | | | | | | | | | | | |
| Samford at Auburn | | | | | | | | | | | | | |
| Alabama at Auburn | | | | | | | | | | | | | |

2011 Starting Lineups Offense

| | WR | WR | LT | LG | C | RG | RT | WR | HB | QB | RB |
|-------------------|------|------------|--------|--------|----------|--------|--------|---------------|---------------|---------|----------|
| UTAH STATE | Carr | Stallworth | Mosley | Cooper | Dismukes | Sullen | Slade | Morgan (RB) | Lutzenkirchen | Trotter | McCalebb |
| MISSISSIPPI STATE | Carr | Stallworth | Mosley | Cooper | Dismukes | Slade | Greene | Blake | Lutzenkirchen | Trotter | McCalebb |
| at Clemson | Carr | Reed | Mosley | Cooper | Dismukes | Sullen | Greene | Blake | Lutzenkirchen | Trotter | McCalebb |
| FLORIDA ATLANTIC | Carr | Stallworth | Greene | Cooper | Dismukes | Slade | Mosley | Blake | Fulse | Trotter | McCalebb |
| at South Carolina | Carr | Wisner | Greene | Cooper | Dismukes | Sullen | Mosley | Fulse (TE) | Lutzenkirchen | Trotter | Dyer |
| at Arkansas | Carr | Stallworth | Greene | Cooper | Dismukes | Sullen | Mosley | McCalebb (RB) | Lutzenkirchen | Trotter | Dyer |
| FLORIDA | Carr | Wisner | Greene | Slade | Dismukes | Sullen | Mosley | Benton | Bray (WR) | Trotter | Dyer |
| at LSU | Carr | Wisner | Greene | Slade | Dismukes | Sullen | Mosley | Benton | Lutzenkirchen | Moseley | McCalebb |
| OLE MISS | | | | | | | | | | | |
| at Georgia | | | | | | | | | | | |
| SAMFORD | | | | | | | | | | | |
| ALABAMA | | | | | | | | | | | |

Defense

| | LE | DT | DT | RE | LB/CB | LB | LB | CB | S | S | CB |
|-------------------|----------|----------|--------|-------|----------|---------|-------|-------|--------|--------|------|
| UTAH STATE | Lemonier | Whitaker | Carter | Eguae | Evans | Holland | Bates | Davis | Thorpe | McNeal | Bell |
| MISSISSIPPI STATE | Lemonier | Whitaker | Carter | Eguae | Davis | Holland | Bates | White | Thorpe | McNeal | Bell |
| at Clemson | Lemonier | Whitaker | Carter | Eguae | Davis | Holland | Bates | White | Thorpe | McNeal | Bell |
| FLORIDA ATLANTIC | Lemonier | Whitaker | Carter | Eguae | J. White | Holland | Bates | Mincy | Thorpe | McNeal | Bell |
| at South Carolina | Lemonier | Whitaker | Carter | Eguae | Evans | Holland | Bates | Mincy | Thorpe | McNeal | Bell |
| at Arkansas | Lemonier | Whitaker | Carter | Eguae | Evans | Holland | White | Davis | Thorpe | McNeal | Bell |
| FLORIDA | Lemonier | Whitaker | Carter | Eguae | Evans | Freeman | Bates | Davis | Thorpe | McNeal | Bell |
| at LSU | Lemonier | Whitaker | Carter | Eguae | Evans | Freeman | Bates | Davis | Thorpe | McNeal | Bell |
| OLE MISS | | | | | | | | | | | |
| at Georgia | | | | | | | | | | | |
| SAMFORD | | | | | | | | | | | |
| ALABAMA | | | | | | | | | | | |

2011 Game-By-Game Individual Stats

Rushing

| <u>No.-Yds, TD</u> | <u>#4 Bray</u> | <u>#5 Dyer</u> | <u>#10 Frazier</u> | <u>#21 Mason</u> | <u>#23 McCalebb</u> | <u>#15 Mosley</u> | <u>#14 Trotter</u> |
|--------------------|----------------|----------------|--------------------|------------------|---------------------|-------------------|--------------------|
| UTAH STATE | --- | 14-57, 2 | --- | 1-2, 0 | 9-44, 0 | --- | 5- -9, 0 |
| MISSISSIPPI STATE | --- | 18-150, 2 | --- | 3-14, 0 | 11-68, 0 | --- | 4-11, 0 |
| at Clemson | 1-8, 0 | 16-151, 2 | 1-3, 0 | 4-15, 0 | 10-34, 0 | --- | 4-14, 0 |
| FLORIDA ATLANTIC | 4- -6, 0 | 14-68, 0 | 3-30, 0 | 1-3, 0 | 4-17, 0 | --- | 7-25, 0 |
| at South Carolina | --- | 41-141, 1 | 9-48, 0 | --- | 9-58, 0 | --- | 8- -1, 0 |
| at Arkansas | --- | 21-117, 1 | 13-54, 1 | 3-30, 0 | 13-91, 0 | --- | 2-4, 0 |
| FLORIDA | --- | 23-73, 0 | 8-41, 0 | --- | 10-43, 1 | 1-4, 0 | 1- -6, 0 |
| at LSU | 1-8, 0 | 12-60, 0 | 9-31, 0 | --- | 3-32, 1 | 9- -44, 0 | --- |
| OLE MISS | | | | | | | |
| at Georgia | | | | | | | |
| SAMFORD | | | | | | | |
| ALABAMA | | | | | | | |

Receiving

| <u>No.-Yds, TD</u> | <u>#3 Benton</u> | <u>#80 Blake</u> | <u>#4 Bray</u> | <u>#9 Carr</u> | <u>#5 Dyer</u> | <u>#11 Fulse</u> | <u>#43 Lutzenkirchen</u> |
|--------------------|------------------|------------------|----------------|----------------|----------------|------------------|--------------------------|
| UTAH STATE | --- | 3-95, 1 | --- | --- | --- | --- | 2-22, 1 |
| MISSISSIPPI STATE | --- | 7-108, 1 | --- | --- | --- | --- | 3-18, 1 |
| at Clemson | 1-41, 0 | 1-36, 1 | --- | 1-2, 0 | --- | --- | --- |
| FLORIDA ATLANTIC | --- | 5-78, 1 | 1-0, 0 | 1-5, 0 | --- | 2-12, 0 | --- |
| at South Carolina | 1-15, 0 | 3-16, 0 | 1-6, 0 | 1-7, 0 | 1-6, 0 | --- | 1-9, 0 |
| at Arkansas | 1-5, 0 | --- | 1-3, 0 | 1-13, 0 | --- | --- | 2-11, 0 |
| FLORIDA | 2-33, 1 | --- | --- | 1-42, 0 | --- | --- | 3-48, 0 |
| at LSU | 2-42, 0 | --- | 2-22, 0 | --- | --- | --- | 3-23, 0 |
| OLE MISS | | | | | | | |
| at Georgia | | | | | | | |
| SAMFORD | | | | | | | |
| ALABAMA | | | | | | | |

Receiving

| <u>No.-Yds, TD</u> | <u>#23 McCalebb</u> | <u>#1 Reed</u> | <u>#85 Stallworth</u> | <u>#84 Wisner</u> |
|--------------------|---------------------|----------------|-----------------------|-------------------|
| UTAH STATE | 5-43, 0 | 4-33, 0 | 4-93, 1 | --- |
| MISSISSIPPI STATE | 4-24, 0 | 1-0, 0 | 1, -4, 0 | --- |
| at Clemson | 1-17, 0 | 3-31, 0 | 5-71, 0 | --- |
| FLORIDA ATLANTIC | 2-56, 1 | 5-27, 0 | --- | --- |
| at South Carolina | 3-33, 0 | --- | --- | 1-20, 0 |
| at Arkansas | 3-28, 0 | --- | 1-44, 0 | --- |
| FLORIDA | 1-0, 0 | --- | --- | --- |
| at LSU | 3-38, 0 | 2-26, 0 | 2-10, 0 | --- |
| OLE MISS | | | | |
| at Georgia | | | | |
| SAMFORD | | | | |
| ALABAMA | | | | |

Passing

| <u>C-A-Yds-Int, TD</u> | <u>#14 Trotter</u> | <u>#15 Moseley</u> |
|------------------------|--------------------|--------------------|
| UTAH STATE STATE | 17-23-261-0, 3 | 1-1-25-0, 0 |
| MISSISSIPPI STATE | 16-23-146-1, 2 | --- |
| at Clemson | 12-25-198-1, 1 | --- |
| FLORIDA ATLANTIC | 16-28-178-1, 2 | --- |
| at South Carolina | 12-23-112-2, 1 | --- |
| at Arkansas | 6-19-81-1, 0 | 1-1-5-0, 0 |
| FLORIDA | 2-8-33-0, 1 | 4-7-90-0, 0 |
| at LSU | --- | 12-20-145-1, 0 |
| OLE MISS | | |
| at Georgia | | |
| SAMFORD | | |
| ALABAMA | | |

Field Goals

| <u>Made. (Missed)</u> | <u>#36 Parkey</u> |
|-----------------------|-------------------|
| UTAH STATE | --- |
| MISSISSIPPI STATE | 43, 37 |
| at Clemson | 38 |
| FLORIDA ATLANTIC | 41, 31, 37, (47) |
| at South Carolina | 21 |
| at Arkansas | --- |
| FLORIDA | (45), (42), 42 |
| at LSU | (42) |
| OLE MISS | |
| at Georgia | |
| SAMFORD | |
| ALABAMA | |

Punting

| <u>No.-Avg. In 20</u> | <u>#30 Clark</u> |
|-----------------------|------------------|
| UTAH STATE | 5-42.6, 1 |
| MISSISSIPPI STATE | 6-45.7, 4 |
| at Clemson | 6-41.3, 4 |
| FLORIDA ATLANTIC | 3-46.3, 0 |
| at South Carolina | 7-37.9, 5 |
| at Arkansas | 9-40.0, 6 |
| FLORIDA | 9-39.2, 2 |
| at LSU | 7-35.1, 3 |
| OLE MISS | |
| at Georgia | |
| SAMFORD | |
| ALABAMA | |

2011 Game-By-Game Individual Stats

Defensive Linemen

| <u>Solo+Ast=Total</u> | <u>#92 Carter</u> | <u>#94 Eguae</u> | <u>#95 Ford</u> | <u>#55 Lemonier</u> | <u>#13 Sanders</u> | <u>#74 Travis</u> | <u>#54 Whitaker</u> | <u>#90 Wright</u> |
|-----------------------|-------------------|------------------|-----------------|---------------------|--------------------|-------------------|---------------------|-------------------|
| UTAH STATE | 3+2=5 | 0+3=3 | 3+0=3 | 1+2=3 | --- | 1+0=1 | 0+2=2 | --- |
| MISSISSIPPI STATE | 3+1=4 | 6+3=9 | 2+1=3 | 3+2=5 | 0+1=1 | 0+1=1 | 2+1=3 | --- |
| at Clemson | 0+2=2 | 5+0=5 | 1+0=1 | --- | --- | --- | --- | 1+0=1 |
| FLORIDA ATLANTIC | --- | --- | --- | 6+0=6 | 2+0=2 | 2+0=2 | 2+0=2 | --- |
| at South Carolina | 1+1=2 | 2+0=2 | --- | 2+0=2 | 0+1=1 | --- | 2+0=2 | --- |
| at Arkansas | 0+1=1 | 1+2=3 | --- | 2+2=4 | --- | --- | 1+0=1 | 1+0=1 |
| FLORIDA | 1+0=1 | 2+0=2 | --- | 6+0=6 | --- | --- | 2+0=2 | --- |
| at LSU | 0+1=1 | 0+1=1 | --- | 0+5=5 | 1+0=1 | --- | --- | 0+1=1 |
| OLE MISS | | | | | | | | |
| at Georgia | | | | | | | | |
| SAMFORD | | | | | | | | |
| ALABAMA | | | | | | | | |

Linebackers

| <u>Solo+Ast=Total</u> | <u>#25 Bates</u> | <u>#35 Evans</u> | <u>#21 Freeman</u> | <u>#26 Garrett</u> | <u>#58 Gaston</u> | <u>#5 Holland</u> | <u>#10 Owens</u> | <u>#38 J. White</u> |
|-----------------------|------------------|------------------|--------------------|--------------------|-------------------|-------------------|------------------|---------------------|
| UTAH STATE | 4+3=7 | 7+7=14 | --- | 1+0=1 | 1+2=3 | 4+7=11 | --- | 0+1=1 |
| MISSISSIPPI STATE | 4+8=12 | 0+1=1 | 1+3=4 | --- | --- | 4+1=5 | 0+1=1 | 0+1=1 |
| at Clemson | 6+4=10 | --- | 0+2=2 | 1+0=1 | --- | 5+2=7 | --- | --- |
| FLORIDA ATLANTIC | 4+0=4 | --- | --- | --- | 3+1=4 | 2+1=3 | 2+1=3 | 3+0=3 |
| at South Carolina | 5+0=5 | 1+0=1 | 2+0=2 | --- | --- | 4+2=6 | 1+1=2 | 1+1=2 |
| at Arkansas | 4+3=7 | 2+2=4 | 4+3=7 | --- | 1+0=1 | 0+2=2 | 1+1=2 | 0+1=1 |
| FLORIDA | 3+1=4 | 3+0=3 | 2+1=3 | --- | --- | 3+0=3 | --- | --- |
| at LSU | 1+8=9 | 0+3=3 | 2+6=8 | --- | --- | 0+2=2 | --- | 1+5=6 |
| OLE MISS | | | | | | | | |
| at Georgia | | | | | | | | |
| SAMFORD | | | | | | | | |
| ALABAMA | | | | | | | | |

Defensive Backs

| <u>Solo+Ast=Total</u> | <u>#22 Bell</u> | <u>#11 Davis</u> | <u>#14 Florence</u> | <u>#12 McNeal</u> | <u>#6 Mincy</u> | <u>#24 Smith</u> | <u>#15 Thorpe</u> | <u>#19 R. White</u> |
|-----------------------|-----------------|------------------|---------------------|-------------------|-----------------|------------------|-------------------|---------------------|
| UTAH STATE | 4+0=4 | 3+3=6 | 0+1=1 | 1+7=8 | --- | --- | 7+2=9 | 1+1=2 |
| MISSISSIPPI STATE | 6+2=8 | 5+2=7 | 2+0=2 | 5+3=8 | 3+0=3 | 1+0=1 | 4+7=11 | 4+0=4 |
| at Clemson | 7+1=8 | 4+0=4 | 1+0=1 | 7+1=8 | 4+1=5 | 2+1=3 | 8+8=16 | 3+2=5 |
| FLORIDA ATLANTIC | 5+0=5 | --- | --- | 3+1=4 | 0+2=2 | 1+0=1 | 3+1=4 | 4+1=5 |
| at South Carolina | 1+0=1 | --- | 1+0=1 | 5+3=8 | 1+0=1 | --- | 0+1=1 | --- |
| at Arkansas | 1+1=2 | 0+4=4 | 0+2=2 | 1+1=2 | 1+0=1 | 2+1=3 | 3+3=6 | --- |
| FLORIDA | 3+1=4 | 5+0=5 | --- | 4+1=5 | 1+0=1 | --- | 2+1=3 | 1+0=1 |
| at LSU | 1+3=4 | 1+6=7 | 2+1=3 | 2+5=7 | 1+0=1 | 1+0=1 | 2+12=14 | --- |
| OLE MISS | | | | | | | | |
| at Georgia | | | | | | | | |
| SAMFORD | | | | | | | | |
| ALABAMA | | | | | | | | |

Others

| <u>Solo+Ast=Total</u> | <u>#98 Blackson</u> | <u>#91 Bonomolo</u> | <u>#52 Delaine</u> | <u>#61 Harris</u> | <u>#16 Means</u> | <u>#96 Sigler</u> | <u>#27 Therezie</u> | <u>#3 Whitehead</u> |
|-----------------------|---------------------|---------------------|--------------------|-------------------|------------------|-------------------|---------------------|---------------------|
| UTAH STATE | 1+2=3 | --- | 0+2=2 | 1+0=1 | --- | 0+1=1 | --- | --- |
| MISSISSIPPI STATE | --- | --- | --- | 0+1=1 | 0+1=1 | 2+1=3 | 0+1=1 | 0+1=1 |
| at Clemson | 1+0=1 | --- | --- | --- | --- | 1+0=1 | 1+0=1 | 2+0=2 |
| FLORIDA ATLANTIC | --- | 1+0=1 | --- | --- | --- | 1+0=1 | 5+0=5 | 1+0=1 |
| at South Carolina | --- | --- | --- | --- | --- | --- | --- | 3+0=3 |
| at Arkansas | --- | --- | --- | --- | --- | 0+1=1 | 1+0=1 | 4+4=8 |
| FLORIDA | --- | --- | --- | --- | --- | 1+0=1 | --- | 2+1=3 |
| at LSU | 0+1=1 | --- | --- | --- | --- | 0+1=1 | 1+2=3 | 1+1=2 |
| OLE MISS | | | | | | | | |
| at Georgia | | | | | | | | |
| SAMFORD | | | | | | | | |
| ALABAMA | | | | | | | | |

2011 Player Participation

| Player | Pos. | 2011 Games Played | 2011 Starts | Career Games Played | Career Starts | Consec. Career Starts |
|----------------------|------|-------------------|-------------|---------------------|---------------|-----------------------|
| Daren Bates | LB | 6 | 7 | 33 | 29 | 2 |
| T'Sharvan Bell | DB | 8 | 8 | 32 | 11 | 10 |
| DeAngelo Benton | WR | 8 | 2 | 29 | 2 | 2 |
| Angelo Blackson | DL | 8 | - | 8 | - | - |
| Emory Blake | WR | 6 | 3 | 31 | 10 | - |
| Joel Bonomolo | DE | 4 | - | 4 | - | - |
| Chandler Brooks | K | 2 | - | 2 | - | - |
| Blake Burgess | OL | 8 | - | 22 | - | - |
| Quan Bray | WR | 8 | 1 | 8 | 1 | - |
| Quindarius Carr | WR | 8 | 8 | 47 | 11 | 8 |
| Kenneth Carter | DL | 8 | 8 | 16 | 8 | 8 |
| Steven Clark | P | 8 | - | 13 | - | - |
| Drew Cole | DB | 1 | - | 26 | - | - |
| Jared Cooper | OL | 6 | 6 | 39 | 6 | - |
| Chris Davis | DB | 6 | 6 | 20 | 6 | 3 |
| Justin Delaine | DE | 1 | - | 1 | - | - |
| Jaylon Denson | WR | 8 | - | 8 | - | - |
| Reese Dismukes | OL | 8 | 8 | 8 | 8 | 8 |
| Michael Dyer | RB | 8 | 3 | 22 | 11 | - |
| Nosa Eguae | DE | 8 | 8 | 22 | 19 | 19 |
| Jonathan Evans | LB | 6 | 5 | 32 | 7 | 4 |
| Tunde Fariyike | OL | 8 | - | 8 | - | - |
| Trent Fisher | DB | 8 | - | 8 | - | - |
| Erique Florence | DB | 8 | - | 8 | - | - |
| Dee Ford | DE | 3 | - | 29 | 1 | - |
| Kiehl Frazier | QB | 7 | - | 7 | - | - |
| Eltoro Freeman | LB | 7 | 2 | 28 | 14 | 2 |
| Brandon Fulse | TE | 8 | 2 | 8 | 2 | - |
| Justin Garrett | LB | 3 | - | 3 | - | - |
| Harris Gaston | LB | 8 | - | 21 | - | - |
| A.J. Greene | OL | 8 | 7 | 14 | 10 | 7 |
| Garrett Harper | WR | 4 | - | 4 | - | - |
| Josh Harris | DS | 8 | - | 35 | - | - |
| Jake Holland | LB | 8 | 6 | 17 | 6 | - |
| Davis Hooper | RB | - | - | 6 | - | - |
| Chris Humphries | DL | 8 | - | 28 | - | - |
| Bobby Ingalls | OL | 1 | - | 1 | - | - |
| Corey Lemonier | DE | 8 | 8 | 22 | 9 | 8 |
| Philip Lutzenkirchen | TE | 7 | 6 | 33 | 11 | 1 |
| Eric Mack | OL | 1 | - | 1 | - | - |
| Tre Mason | RB | 7 | - | 7 | - | - |
| Onterio McCalebb | RB | 8 | 6 | 33 | 12 | 1 |
| Demetruce McNeal | DB | 8 | 8 | 21 | 8 | 8 |
| Ikeem Means | DB | 8 | - | 34 | - | - |
| Jonathan Mincy | DB | 8 | 2 | 8 | 2 | - |
| Anthony Morgan | RB | 4 | 1 | 24 | 1 | - |
| Clint Moseley | QB | 5 | 1 | 6 | 1 | 1 |
| Brandon Mosley | OL | 8 | 8 | 22 | 19 | 19 |
| LaDarius Owens | DE | 4 | - | 4 | - | - |
| Cody Parkey | K | 8 | - | 15 | - | - |
| Ladarious Phillips | RB | 5 | - | 5 | - | - |
| Trovon Reed | WR | 5 | 1 | 6 | 1 | - |
| Ashton Richardson | LB | 1 | - | 19 | - | - |
| Jonathan Rose | DB | 5 | - | 5 | - | - |
| Craig Sanders | DE | 8 | - | 21 | - | - |
| Devaunte Sigler | DL | 8 | - | 8 | - | - |
| Chad Slade | OL | 8 | 5 | 8 | 5 | 2 |
| Ryan Smith | DB | 8 | - | 22 | - | - |
| Travante Stallworth | WR | 8 | 4 | 23 | 4 | - |
| John Sullen | OL | 7 | 6 | 33 | 7 | 4 |
| Robenson Therezie | DB | 8 | - | 8 | - | - |

| Player | Pos. | 2011 Games Played | 2011 Starts | Career Games Played | Career Starts | Consec. Career Starts |
|--------------------|------|-------------------|-------------|---------------------|---------------|-----------------------|
| Neiko Thorpe | S | 8 | 8 | 46 | 35 | 17 |
| Jamar Travis | DL | 8 | - | 32 | - | - |
| Barrett Trotter | QB | 7 | 7 | 12 | 7 | - |
| C.J. Uzomah | WR | 8 | - | 8 | - | - |
| Jeffrey Whitaker | DL | 8 | 8 | 22 | 8 | 8 |
| Jawara White | LB | 7 | 2 | 7 | 2 | - |
| Ryan White | DB | 8 | 2 | 15 | 2 | - |
| Jermaine Whitehead | DB | 8 | - | 8 | - | - |
| Jay Wisner | WR | 7 | 3 | 24 | 5 | 2 |
| Gabe Wright | DL | 7 | - | 7 | - | - |

Top Ten Career Games Played (Active)

| | |
|----------------------|----|
| 1. Quindarius Carr | 47 |
| 2. Neiko Thorpe | 46 |
| 3. Jared Cooper | 39 |
| 4. Josh Harris | 35 |
| 5. Ikeem Means | 34 |
| 6. Daren Bates | 33 |
| Philip Lutzenkirchen | 33 |
| Onterio McCalebb | 33 |
| John Sullen | 33 |
| 10. T'Sharvan Bell | 32 |
| Jonathan Evans | 32 |
| Jamar Travis | 32 |

Top Ten Career Games Started (Active)

| | |
|----------------------|----|
| 1. Neiko Thorpe | 35 |
| 2. Daren Bates | 29 |
| 3. Nosa Eguae | 19 |
| Brandon Mosley | 19 |
| 5. Eltoro Freeman | 14 |
| 6. Onterio McCalebb | 12 |
| 7. Michael Dyer | 11 |
| Philip Lutzenkirchen | 11 |
| T'Sharvan Bell | 11 |
| Quindarius Carr | 11 |

Top Five Consecutive Starts (Active)

| | |
|--------------------|----|
| 1. Nosa Eguae | 19 |
| Brandon Mosley | 19 |
| 3. Neiko Thorpe | 17 |
| 4. T'Sharvan Bell | 10 |
| 5. Quindarius Carr | 8 |
| Kenneth Carter | 8 |
| Reese Dismukes | 8 |
| Corey Lemonier | 8 |
| Demetruce McNeal | 8 |
| Jeffrey Whitaker | 8 |

2011 Superlatives

Auburn Team Superlatives

| | | |
|-----------------------|------|-----------------------------------|
| Points Scored | .42 | vs. Utah State (9/3) |
| Low | .10 | at LSU (10/22) |
| First Downs | .22 | at South Carolina (10/1) |
| Low | .13 | vs. Florida (10/15) |
| Rushing Plays | .67 | at South Carolina (10/1) |
| Low | .30 | vs. Utah State (9/3) |
| Net Rushing Yards | .291 | at Arkansas (10/8) |
| Low | .78 | vs. Utah State (9/3) |
| Passes Attempted | .29 | vs. Florida Atlantic (9/24) |
| Low | .16 | vs. Florida (10/15) |
| Passes Completed | .18 | vs. Utah State (9/3) |
| Low | .7 | vs. Florida (10/15) |
| Had Intercepted | .4 | at South Carolina (10/1) |
| Low | .0 | vs. Utah St. (9/3) & UF (10/15) |
| Net Passing Yards | .286 | vs. Utah State (9/3) |
| Low | .104 | at Arkansas (10/8) |
| Total Offensive Plays | .92 | at South Carolina (10/1) |
| Low | .54 | vs. Utah State (9/3) |
| Total Net Offense | .435 | at Clemson (9/17) |
| Low | .248 | at LSU (10/22) |
| Fumbles | .2 | vs. FAU (9/24), at LSU (10/22) |
| Low | .0 | 3 times, last vs. Florida (10/15) |
| Fumbles Lost | .1 | at LSU (10/22) |
| Low | .0 | 7 times, last vs. Florida (10/15) |
| Penalties | .11 | at Arkansas (10/8) |
| Low | .4 | vs. Florida Atlantic (9/24) |
| Penalty Yards | .105 | at Arkansas (10/8) |
| Low | .25 | vs. Florida Atlantic (9/24) |

Auburn Individual Superlatives

| | | |
|---------------------|-----------|---|
| Rushes | .41 | Michael Dyer at South Carolina (10/1) |
| Yards Rushing | .151 | Michael Dyer at Clemson (9/17) |
| TD Rushes | .2 | 3 times, last by Dyer at Clemson (9/17) |
| Long Rush | .55 | Michael Dyer at Arkansas (10/8) |
| Pass attempts | .28 | Barrett Trotter vs. Florida Atlantic (9/24) |
| Pass completions | .17 | Barrett Trotter vs Utah State (9/3) |
| Yards Passing | .261 | Barrett Trotter vs Utah State (9/3) |
| TD Passes | .3 | Barrett Trotter vs Utah State (9/3) |
| Long Pass | .56 | Barrett Trotter vs Utah State (9/3) |
| Receptions | .7 | Emory Blake vs Mississippi State (9/10) |
| Yards Receiving | .108 | Emory Blake vs Mississippi State (9/10) |
| TD Receptions | .1 | by five players on 10 occasions last by D. Benton vs. Florida (10/15) |
| Long Reception | .56 | Emory Blake vs Utah State (9/3) |
| Field Goals | .3 | Cody Parkey vs Florida Atlantic (9/24) |
| Long Field Goal | .43 | Cody Parkey vs Mississippi State (9/10) |
| Punts | .9 | S. Clark at Ark. (10/8) & vs. UF (10/15) |
| Punting Avg | .46.3 | Steven Clark vs. Florida Atlantic (9/24) |
| Long Punt | .58 | Steven Clark vs Mississippi State (9/10) |
| Punts inside 20 | .6 | Steven Clark at Arkansas (10/8) |
| Long Punt Return | .16 | Quan Bray at South Carolina (10/1) |
| Long Kickoff Return | .97 | Tre Mason vs Utah State (9/3) |
| Tackles | .16 | Neiko Thorpe at Clemson (9/17) |
| Sacks | .2.0 | Corey Lemonier vs. Florida (10/15) |
| Tackles For Loss | .3.0 | Corey Lemonier vs. Florida (10/15) |
| Interceptions | .1 | by five players on seven occasions las by T'Sharvan Bell vs. Florida (10/15) |
| Interception Yards | .43 yards | Demetruce McNeal vs. MSU (9/10) |

Auburn Individual Long Plays

| | | |
|---------------------|-----|---|
| Rushing | .55 | Michael Dyer at Arkansas (10/8) |
| Passing | .56 | by Barrett Trotter vs. Utah State (9/3) |
| Receiving | .56 | by Emory Blake vs. Utah State (9/3) |
| Field Goal | .43 | by Cody Parkey vs. MSU (9/10) |
| Punt | .58 | by Stephen Clark vs. MSU (9/10) |
| Punt Return | .16 | by Quan Bray vs. USC (10/1) |
| Kickoff Return | .97 | by Tre Mason vs. Utah State (9/3) |
| Interception Return | .46 | by Neiko Thorpe vs. FAU (9/24) |

Opponent Team Superlatives

| | | |
|-----------------------|------|---------------------------------|
| Points Scored | .45 | by LSU (10/22) |
| Low | .6 | by Florida (10/15) |
| First Downs | .32 | by Clemson (9/17) |
| Low | .13 | by South Carolina (10/1) |
| Rushing Plays | .63 | by Mississippi State (9/10) |
| Low | .29 | by South Carolina (10/1) |
| Net Rushing Yards | .333 | by Mississippi State (9/10) |
| Low | .66 | by Florida (10/15) |
| Passes Attempted | .42 | by Clemson (9/17) |
| Low | .23 | by USC (10/1) and LSU (10/22) |
| Passes Completed | .30 | by Clemson (9/17) |
| Low | .9 | by South Carolina (10/1) |
| Had Intercepted | .3 | by Florida Atlantic (9/24) |
| Low | .0 | 4 times, last at LSU (10/22) |
| Net Passing Yards | .386 | by Clemson (9/17) |
| Low | .128 | by Florida (10/15) |
| Total Offensive Plays | .97 | by Mississippi State (9/10) |
| Low | .52 | by South Carolina (10/1) |
| Total Net Offense | .624 | by Clemson (9/17) |
| Low | .194 | by Florida (10/15) |
| Fumbles | .5 | by FAU (9/24) & Florida (10/15) |
| Low | .0 | by Utah St. (9/3), LSU (10/22) |
| Fumbles Lost | .2 | by USC (10/1) & Florida (10/15) |
| Low | .0 | 4 times, last by LSU (10/22) |
| Penalties | .10 | by Mississippi State (9/10) |
| Low | .4 | at Arkansas (10/8) |
| Penalty Yards | .75 | by Mississippi State (9/10) |
| Low | .26 | at Arkansas (10/8) |

Opponent Individual Superlatives

| | | |
|---------------------|-------|---|
| Rushes | .27 | Chris Relf of Mississippi State (9/10) |
| Yards Rushing | .135 | Vick Ballard of Mississippi State (9/10) |
| TD Rushes | .2 | Robert Turbin of Utah State (9/3) |
| | | Chuckie Keeton of Utah State (9/3) |
| | | Kenny Hilliard of LSU (10/22) |
| Long Rush | .92 | Joe Adams of Arkansas (10/8) |
| Pass attempts | .42 | Tajh Boyd of Clemson (9/17) |
| Pass completions | .30 | Tajh Boyd of Clemson (9/17) |
| Yards Passing | .386 | Tajh Boyd of Clemson (9/17) |
| TD Passes | .4 | Tajh Boyd of Clemson (9/17) |
| Long Pass | .65 | Tajh Boyd of Clemson (9/17) |
| Receptions | .10 | Sammy Watkins of Clemson (9/17) |
| Yards Receiving | .155 | Sammy Watkins of Clemson (9/17) |
| TD Receptions | .2 | Sammy Watkins of Clemson (9/17) |
| | | Reuben Randle of LSU (10/22) |
| Long Reception | .65 | Sammy Watkins of Clemson (9/17) |
| Field Goals | .2 | D. DePasquale of Mississippi State (9/10) |
| | | Vinny Zaccario of Florida Atlantic (9/24) |
| | | Caleb Sturgis of Florida (10/15) |
| Long Field Goal | .47 | Caleb Sturgis of Florida (10/15) |
| Punts | .7 | Scribner-Howard of South Carolina (10/1) |
| | | Dylan Breeding of Arkansas (10/8) |
| | | Kyle Christy of Florida (10/15) |
| Punting Avg | .51.2 | Brad Wing of LSU (10/22) |
| Long Punt | .67 | Kyle Christy of Florida (10/15) |
| Punts inside 20 | .4 | Kyle Christy of Florida (10/15) |
| Long Punt Return | .22 | Johnthan Banks, vs Mississippi State (9/10) |
| Long Kickoff Return | .36 | Chris Rainey of Florida (10/15) |
| Tackles | .15 | Jerry Franklin of Arkansas (10/8) |
| Sacks | .3.5 | Melvin Ingram of South Carolina (10/1) |
| Tackles For Loss | .4.5 | Melvin Ingram of South Carolina (10/1) |
| Interceptions | .2 | C.C. Whitlock of South Carolina (10/1) |
| | | Tramain Thomas of Arkansas (10/8) |

Opponent Individual Long Plays

| | | |
|---------------------|-----|--------------------------------------|
| Rushing | .92 | by Joe Adams of Arkansas (10/8) |
| Passing | .65 | by Tajh Boyd of Clemson (9/17) |
| Receiving | .65 | by Sammy Watkins of Clemson (9/17) |
| Field Goal | .47 | by Caleb Sturgis of Florida (10/15) |
| Punt | .67 | by Kyle Christy of Florida (10/15) |
| Punt Return | .22 | by Jonathan Banks of MSU (9/10) |
| Kickoff Return | .36 | by Chris Rainey of Florida (10/15) |
| Interception Return | .29 | by Tramain Thomas of Arkansas (10/8) |

2011 Plays of 20+ Yards

| Yards | Type | Player(s) | Opponent | Qtr. |
|---------|------|--|-------------------|------|
| 56 (TD) | pass | Emory Blake from Barrett Trotter | Utah State | 1st |
| 55 (TD) | rush | Michael Dyer | Arkansas | 1st |
| 52 | rush | Michael Dyer | Mississippi State | 3rd |
| 52 (TD) | rush | Michael Dyer | Clemson | 1st |
| 51 (TD) | pass | Onterio McCalebb from Barrett Trotter | Florida Atlantic | 3rd |
| 46 (TD) | pass | Emory Blake from Barrett Trotter | Mississippi State | 2nd |
| 45 | rush | Michael Dyer | Clemson | 3rd |
| 44 | pass | Travante Stallworth from Barrett Trotter | Arkansas | 3rd |
| 42 | pass | Quindarius Carr from Clint Moseley | Florida | 3rd |
| 41 | pass | DeAngelo Benton from Barrett Trotter | Clemson | 4th |
| 39 (TD) | pass | Travante Stallworth from Barrett Trotter | Utah State | 3rd |
| 36 (TD) | pass | Emory Blake from Barrett Trotter | Clemson | 1st |
| 35 (TD) | rush | Michael Dyer | Mississippi State | 1st |
| 30 | pass | DeAngelo Benton from Clint Moseley | LSU | 3rd |
| 29 | rush | Michael Dyer | LSU | 4th |
| 26 | pass | Travante Stallworth from Barrett Trotter | Utah State | 4th |
| 25 | pass | Onterio McCalebb from Clint Moseley | Utah State | 3rd |
| 25 (TD) | pass | DeAngelo Benton from Barrett Trotter | Florida | 1st |
| 25 | pass | Trovon Reed from Clint Moseley | LSU | 2nd |
| 25 | pass | O. McCalebb from Clint Moseley | LSU | 1st |
| 24 | pass | Emory Blake from Barrett Trotter | Florida Atlantic | 2nd |
| 23 | pass | Emory Blake from Barrett Trotter | Mississippi State | 2nd |
| 23 | pass | Onterio McCalebb from Barrett Trotter | South Carolina | 1st |
| 23 | pass | Philip Lutzenkirchen from Clint Moseley | Florida | 3rd |
| 22 | pass | Emory Blake from Barrett Trotter | Mississippi State | 2nd |
| 22 | rush | Kiehl Frazier | South Carolina | 2nd |
| 21 | pass | Emory Blake from Barrett Trotter | Utah State | 4th |
| 21 | pass | Trovon Reed from Barrett Trotter | Florida Atlantic | 1st |
| 21 | pass | Emory Blake from Barrett Trotter | Florida Atlantic | 1st |
| 20 | pass | Travante Stallworth from Barrett Trotter | Clemson | 2nd |
| 20 | rush | Michael Dyer | Florida Atlantic | 1st |
| 20 | pass | Jay Wisner from Barrett Trotter | South Carolina | 1st |
| 20 | rush | O. McCalebb | LSU | 1st |

Play Breakdown

BY PLAY

| | |
|-----------|----|
| Pass..... | 24 |
| Run | 9 |

BY GAME

| | |
|-------------------------|---|
| Utah State | 5 |
| Mississippi State | 5 |
| at Clemson | 5 |
| Florida Atlantic..... | 5 |
| at South Carolina..... | 3 |
| at Arkansas | 2 |
| Florida | 3 |
| at LSU | 5 |
| Ole Miss | - |
| at Georgia | - |
| Samford | - |
| Alabama | - |

BY QUARTER

| | |
|-----------|----|
| 1st | 13 |
| 2nd..... | 7 |
| 3rd | 9 |
| 4th | 4 |

RUSHING

| | |
|------------------------|---|
| Michael Dyer | 7 |
| Onterio McCalebb | 1 |
| Kiehl Frazier | 1 |

PASSING

| | |
|-----------------------|----|
| Barrett Trotter | 18 |
| Clint Moseley..... | 6 |

RECEIVING

| | |
|----------------------------|---|
| Emory Blake | 8 |
| Travante Stallworth | 4 |
| Onterio McCalebb | 4 |
| DeAngelo Benton | 2 |
| Trovon Reed | 2 |
| Philip Lutzenkirchen | 1 |
| Quindarius Carr | 1 |
| Jay Wisner..... | 1 |

Career Stats Update

Receiving, Tight End

Touchdown Receptions

| Player | Seasons | Rec | TD |
|--------------------------------------|-------------------|-----------|-----------|
| 1. Philip Lutzenkirchen | 2009-pres. | 34 | 10 |
| Robert Johnson..... | 2000-02 | 57 | 10 |
| 3. Andy Fuller..... | 1993-95 | 31 | 5 |
| 4. Cooper Wallace..... | 2002-05 | 63 | 4 |
| Lorenzo Diamond..... | 1999-02 | 45 | 4 |
| Dick Hayley..... | 1976-78 | 11 | 4 |
| 7. Tommy Trott..... | 2006-09 | 45 | 3 |
| Gabe McKenzie..... | 2006-08 | 29 | 3 |
| Cole Bennett..... | 2003-07 | 20 | 3 |
| Jessie McCovery..... | 1994-96 | 8 | 3 |
| Mike Edwards..... | 1981 | 9 | 3 |
| Robby Robinett..... | 1970-71 | 24 | 3 |

Receiving Yardage

| Player | Seasons | Rec | Yards |
|--------------------------------------|-------------------|-----------|------------|
| 1. Cooper Wallace..... | 2002-05 | 63 | 829 |
| 2. Robert Johnson..... | 2000-02 | 57 | 741 |
| 3. Fred Baxter..... | 1991-92 | 42 | 584 |
| 4. Victor Hall..... | 1989-91 | 54 | 521 |
| Lorenzo Diamond..... | 1999-02 | 45 | 521 |
| 6. Andy Fuller..... | 1993-95 | 31 | 494 |
| 7. Tommy Trott..... | 2006-09 | 45 | 474 |
| 8. Jeff Parks..... | 1982-85 | 34 | 401 |
| 9. Philip Lutzenkirchen | 2009-pres. | 34 | 382 |
| 10. Ed West..... | 1982-83 | 28 | 325 |

Yards Per Reception (min. 20 receptions)

| Player | Seasons | Rec | Yards | Yds/Rec |
|-----------------------------------|-------------------|-----------|------------|--------------|
| 1. Andy Fuller..... | 1993-95 | 31 | 494 | 19.94 |
| 2. Fred Baxter..... | 1991-92 | 42 | 584 | 13.90 |
| 3. Cooper Wallace..... | 2002-05 | 63 | 829 | 13.16 |
| 4. Robert Johnson..... | 2000-02 | 57 | 741 | 13.00 |
| 5. Jeff Parks..... | 1982-85 | 34 | 401 | 11.79 |
| 6. Ed West..... | 1982-83 | 28 | 325 | 11.61 |
| 7. Lorenzo Diamon..... | 1999-02 | 45 | 521 | 11.58 |
| Philip Lutzenkirchen | 2009-pres. | 34 | 382 | 11.24 |
| 9. Cole Bennett..... | 2003-07 | 29 | 312 | 10.76 |
| 10. Tommy Trott..... | 2006-09 | 45 | 474 | 10.53 |

Receiving

Touchdown Receptions

| Player | Seasons | Rec | TD |
|--------------------------|-------------------|-----------|-----------|
| 1. Terry Beasley..... | 1969-71 | 141 | 29 |
| 2. Ben Obomanu..... | 2002-05 | 97 | 18 |
| 3. Darvin Adams..... | 2008-10 | 115 | 17 |
| Karsten Bailey..... | 1995-98 | 150 | 17 |
| 5. Frank Sanders..... | 1991-94 | 121 | 15 |
| Byron Franklin..... | 1977-80 | 74 | 15 |
| 7. Lawyer Tillman..... | 1985-88 | 93 | 14 |
| 8. Ronney Daniels..... | 1999-00 | 90 | 12 |
| Tyrone Goodson..... | 1993-97 | 136 | 12 |
| Freddie Hyatt..... | 1965-67 | 88 | 12 |
| Emory Blake | 2009-pres. | 61 | 12 |

Receiving Yardage

| Player | Seasons | Rec | Yards |
|-----------------------------|-------------------|-----------|------------|
| 1. Terry Beasley..... | 1969-71 | 141 | 2507 |
| 2. Tyrone Goodson..... | 1993-97 | 136 | 2283 |
| 3. Karsten Bailey..... | 1995-98 | 150 | 2174 |
| 4. Courtney Taylor..... | 2003-06 | 153 | 2098 |
| 5. Frank Sanders..... | 1991-94 | 121 | 1998 |
| 6. Darvin Adams..... | 2008-10 | 115 | 1978 |
| 7. Freddy Weygand..... | 1984-88 | 99 | 1946 |
| 8. Lawyer Tillman..... | 1985-88 | 93 | 1808 |
| 9. Rodgeriqu Smith..... | 2004-08 | 114 | 1598 |
| 10. Byron Franklin..... | 1977-80 | 74 | 1573 |
| 11. Ronney Daniels..... | 1999-00 | 90 | 1446 |
| 12. Freddie Hyatt..... | 1965-67 | 88 | 1396 |
| 13. Devin Aromashodu..... | 2002-05 | 71 | 1333 |
| 14. Alexander Wright..... | 1986-89 | 56 | 1320 |
| 15. Ben Obomanu..... | 2002-05 | 97 | 1313 |
| 16. Thomas Bailey..... | 1991-94 | 93 | 1243 |
| 17. Greg Taylor..... | 1987-90 | 102 | 1217 |
| 18. Clifton Robinson..... | 1997-00 | 91 | 1167 |
| 19. Tim Christian..... | 1966-68 | 78 | 1126 |
| 20. Terrell Zachery..... | 2007-10 | 71 | 1106 |
| 21. Willie Gosha..... | 1993-96 | 85 | 1048 |
| 22. Marcel Willis..... | 1999-02 | 81 | 1022 |
| 23. Jimmy Phillips..... | 1955-57 | 52 | 1012 |
| -- Emory Blake | 2009-pres. | 61 | 953 |

Kick Returns

Kickoff Return Average (Min. 20 returns)

| Player | Seasons | Ret | Yards | Avg |
|----------------------------------|-------------------|-----------|------------|--------------|
| 1. Tristan Davis..... | 2005-08 | 55 | 1455 | 26.45 |
| 2. Demond Washington..... | 2009-10 | 62 | 1614 | 26.03 |
| 3. Rick Neel..... | 1973-75 | 26 | 673 | 25.88 |
| 4. James Brooks..... | 1977-80 | 68 | 1726 | 25.38 |
| 5. Onterio McCalebb | 2009-pres. | 23 | 583 | 25.35 |
| 6. Markeith Cooper..... | 1996-99 | 45 | 1077 | 23.93 |
| 7. Tim Carter..... | 1998-01 | 40 | 956 | 23.90 |
| 8. Joe Cribbs..... | 1976-79 | 22 | 507 | 23.05 |
| 9. Devin Aromashodu..... | 2002-05 | 38 | 860 | 22.63 |
| 10. Herbert Casey..... | 1989-91 | 21 | 473 | 22.52 |

Career Stats Update

Rushing

Rushing Yardage

| Player | Seasons | Att | Avg | Yards |
|-----------------------------|-------------------|------------|-------------|-------------|
| 1. Bo Jackson | 1982-85 | 650 | 6.62 | 4303 |
| 2. Carnell Williams | 2001-04 | 741 | 5.17 | 3831 |
| 3. James Brooks | 1977-80 | 621 | 5.67 | 3523 |
| 4. Joe Cribbs | 1976-79 | 657 | 5.13 | 3368 |
| 5. Ben Tate | 2006-09 | 678 | 4.90 | 3321 |
| 6. Stephen Davis | 1993-95 | 488 | 5.76 | 2811 |
| 7. Brent Fullwood | 1983-86 | 390 | 7.15 | 2789 |
| 8. Ronnie Brown | 2000-04 | 513 | 5.28 | 2707 |
| 9. Stacy Danley | 1987-90 | 526 | 4.61 | 2427 |
| 10. James Joseph | 1986-90 | 452 | 5.17 | 2264 |
| 11. Kenny Irons | 2005-06 | 454 | 4.81 | 2186 |
| 12. James Bostic | 1991-93 | 396 | 5.26 | 2084 |
| 13. Lionel James | 1980-83 | 348 | 6.14 | 2068 |
| 14. Secdrick McIntyre | 1973-76 | 462 | 4.31 | 1992 |
| 15. Fob James | 1952-55 | 317 | 6.03 | 1913 |
| 16. Michael Dyer | 2010-pres. | 341 | 5.59 | 1905 |
| 17. Phil Gargis | 1973-76 | 456 | 4.13 | 1884 |
| 18. Onterio McCalebb | 2009-pres. | 269 | 6.55 | 1762 |
| 19. Tommie Agee | 1983-86 | 356 | 4.87 | 1735 |
| 20. Jimmy Sidle | 1962-64 | 326 | 5.22 | 1703 |
| 21. Brad Lester | 2004-08 | 371 | 4.55 | 1689 |
| 22. Joe Childress | 1953-55 | 321 | 5.19 | 1667 |
| 23. Curtis Kuykendall | 1944-45 | 217 | 7.46 | 1619 |
| 24. Rudi Johnson | 2000 | 324 | 4.84 | 1567 |
| 25. Terry Henley | 1970-72 | 343 | 4.47 | 1534 |
| 26. Tommy Lorino | 1956-58 | 227 | 6.55 | 1486 |
| 27. Cam Newton | 2010 | 264 | 5.58 | 1473 |
| 28. Monk Gafford | 1940-42 | 221 | 6.40 | 1414 |
| 29. Mario Fannin | 2007-10 | 233 | 5.86 | 1366 |
| 30. Mitzi Jackson | 1973-75 | 243 | 5.65 | 1373 |
| 31. William Andrews | 1976-78 | 267 | 5.04 | 1347 |
| 32. Ed Dyas | 1958-60 | 261 | 4.97 | 1298 |
| 33. Fred Beasley | 1994-97 | 282 | 4.40 | 1241 |
| 34. Tom Bryan | 1964-66 | 265 | 4.32 | 1144 |
| 35. George Peoples | 1978-81 | 239 | 4.54 | 1085 |
| 36. Tucker Frederickson | 1962-64 | 260 | 4.15 | 1079 |
| 37. Bobby Hoppe | 1955-57 | 194 | 5.56 | 1078 |
| 38. Charlie Hataway | 1951-53 | 282 | 3.74 | 1055 |

Yards Per Game (Min. 18 games)

| Player | Seasons | Yards | Games | Yds/Gm |
|------------------------|-------------------|-------------|-----------|-------------|
| 1. Bo Jackson | 1982-85 | 4303 | 38 | 113.2 |
| 2. Kenny Irons | 2005-06 | 2186 | 23 | 95.0 |
| 3. James Brooks | 1977-80 | 3523 | 38 | 92.7 |
| 4. Carnell Williams | 2001-04 | 3831 | 42 | 91.2 |
| 5. Stephen Davis | 1993-95 | 2811 | 31 | 90.7 |
| 6. Curtis Kuykendall | 1944-45 | 1619 | 18 | 89.9 |
| 7. Joe Cribbs | 1976-79 | 3368 | 38 | 88.6 |
| 8. Michael Dyer | 2010-pres. | 1905 | 22 | 86.6 |
| 9. Brent Fullwood | 1983-86 | 2789 | 39 | 71.5 |
| 10. Ben Tate | 2006-09 | 3321 | 47 | 70.7 |

Yards Per Carry (min. 300 attempts)

| Player | Seasons | Yards | Att | Avg |
|------------------------|-------------------|-------------|------------|-------------|
| 1. Brent Fullwood | 1983-86 | 2789 | 390 | 7.15 |
| 2. Bo Jackson | 1982-85 | 4303 | 650 | 6.62 |
| 3. Lionel James | 1980-83 | 2138 | 348 | 6.14 |
| 4. Fob James | 1952-55 | 1913 | 317 | 6.03 |
| 5. Stephen Davis | 1993-95 | 2811 | 488 | 5.76 |
| 6. James Brooks | 1977-80 | 3523 | 621 | 5.67 |
| 7. Michael Dyer | 2010-pres. | 1905 | 341 | 5.59 |
| 8. Ronnie Brown | 2000-04 | 2707 | 513 | 5.28 |
| 9. James Bostic | 1991-93 | 2084 | 396 | 5.26 |
| 10. Jimmy Sidle | 1962-64 | 1703 | 326 | 5.22 |

Receiving, Running Back

Receptions

| Player | Seasons | Yards | Avg | Rec |
|----------------------------|-------------------|------------|--------------|-----------|
| 1. Mario Fannin | 2007-10 | 985 | 10.15 | 97 |
| 2. James Joseph | 1986-90 | 725 | 10.51 | 69 |
| 3. Ronnie Brown | 2001-04 | 667 | 11.70 | 57 |
| 4. Stacy Danley | 1987-90 | 337 | 7.17 | 47 |
| 5. Harold Morrow | 1994-95 | 433 | 9.41 | 46 |
| 6. Carnell Williams | 2001-04 | 492 | 11.44 | 43 |
| 7. Reid McMilion | 1993 | 334 | 7.95 | 42 |
| 8. Tony Richardson | 1991-93 | 384 | 9.37 | 41 |
| 9. Rusty Williams | 1996-99 | 363 | 9.08 | 40 |
| 10. Carl Stewart | 2004-07 | 612 | 15.69 | 39 |
| -- Onterio McCalebb | 2009-pres. | 383 | 10.94 | 35 |

Receiving Yardage

| Player | Seasons | Rec | Yards |
|-----------------------------|-------------------|-----------|------------|
| 1. Mario Fannin | 2007-10 | 97 | 985 |
| 2. James Joseph | 1986-90 | 69 | 725 |
| 3. Ronnie Brown | 2001-04 | 57 | 667 |
| 4. Carl Stewart | 2004-07 | 39 | 612 |
| 5. Carnell Williams | 2001-04 | 43 | 492 |
| 6. Fred Beasley | 1995-97 | 31 | 448 |
| 7. Mickey Zofko | 1970 | 34 | 443 |
| 8. Harold Morrow | 1994-95 | 46 | 433 |
| 9. Tony Richardson | 1991-93 | 41 | 384 |
| 10. Onterio McCalebb | 2009-pres. | 35 | 383 |

Touchdown Receptions

| Player | Seasons | Rec | TD |
|----------------------------|-------------------|-----------|----------|
| 1. Mario Fannin | 2007-10 | 97 | 9 |
| 2. James Brooks | 1978-80 | 18 | 4 |
| 3. Brad Lester | 2005-08 | 26 | 3 |
| Tre Smith | 2002-06 | 26 | 3 |
| Fred Beasley | 1995-97 | 31 | 3 |
| Stephen Davis | 1994-95 | 22 | 3 |
| Harold Morrow | 1994-95 | 46 | 3 |
| Tommie Agee | 1983-86 | 28 | 3 |
| Mickey Zofko | 1970 | 34 | 3 |
| -- Onterio McCalebb | 2009-pres. | 35 | 2 |

Yards Per Reception (min. 20 receptions)

| Player | Seasons | Rec | Yards | Yds/Rec |
|----------------------------|-------------------|-----------|------------|--------------|
| 1. Carl Stewart | 2004-07 | 39 | 612 | 15.69 |
| 2. Fred Beasley | 1995-97 | 31 | 448 | 14.45 |
| 3. Mickey Zofko | 1970 | 34 | 443 | 13.03 |
| 4. Heath Evans | 1998-00 | 30 | 354 | 11.80 |
| 5. Ronnie Brown | 2001-04 | 57 | 667 | 11.70 |
| 6. Joe Frazier | 1991-94 | 21 | 244 | 11.62 |
| 7. Carnell Williams | 2001-04 | 43 | 492 | 11.44 |
| 8. Onterio McCalebb | 2009-pres. | 35 | 383 | 10.94 |
| 9. James Joseph | 1986-90 | 69 | 725 | 10.51 |
| 10. Bo Jackson | 1982-85 | 26 | 272 | 10.46 |

2011 Auburn Football Game Recaps

| | | |
|---|-------------------|-----------|
| GAME 1 | UTAH STATE | 38 |
| | #23 AUBURN | 42 |
| September 3, 2011 • ESPN2 | | |
| Jordan-Hare Stadium (85,245) • Auburn, Ala. | | |

Auburn used a pair of minute-and-a-half scoring drives late in the fourth quarter to overcome a 10-point deficit and defeat Utah State, 42-38, in the season-opening game of the 2011 football season at Jordan-Hare Stadium. Barrett Trotter was 17-for-23 for 261 yards and three touchdowns through the air in his first career start while Michael Dyer led Auburn with 57 rushing yards.

Trotter was one of 11 Tigers making their first collegiate start. Auburn also had 21 players make their first career appearance as a Tiger in the game. Of the 21, eight were redshirt freshmen and 13 were true freshmen.

Trailing 38-28 with 3:38 remaining in the game after a Robert Turbin rushing touchdown for Utah State, Auburn covered 65 yards in just six plays to draw within in three, 38-35. Trotter was 3-for-4 for 62 yards on the drive, capped off by a Philip Lutzenkirchen 15 yards touchdown catch.

Auburn successfully converted an onside kick following the Lutzenkirchen score, with Emory Blake recovering the kick. That set up Auburn on its own 44 with 2:07 left in the game. Trotter was again 3-for-4 on the drive, covering 29 yards, while Onterio McCalebb rushed it three times for 26 yards, setting up Dyer for a one yard touchdown run up the middle for the game-winning score.

Auburn had to rally from a 14 point deficit midway through the second quarter, trailing 21-7 after the first of two Turbin (22 rushes, 70 yards) touchdown runs.

True freshman Tre Mason sparked the comeback with his 97 yard kickoff return following the Turbin touchdown, drawing Auburn to within a touchdown, 21-14, a score that would hold into halftime. Mason's 97-yard return ranks as the eighth-longest in school history. He would go on to finish with 176 kickoff return yards, tying for the third-most in a game in school history.

Dyer tied the game at 21-21 on Auburn's first possession of the second half, running it in from the 11 yard line to complete an 11 play, 65-yard drive.

Auburn had five touchdown drives and only one lasted more than three minutes, it being the drive out of the half which lasted just 3:46. Three of the other four

were just over a minute-and-a-half while the other lasted 2:55.

Chuckie Keeton was 21-for-30 for 213 yards for Utah State while Turbin and Kerwynn Williams (10 rushes, 69 yards) combined to rush for 139 of Utah State's 227 rushing yards.

Bobby Wagner led the Aggies with 10 tackles, followed by Kyle Gallagher with seven.

Blake led the Auburn receiving corps with three catches for 95 yards and a touchdown. Stallworth, who was one of the 11 Tigers making their first career start, was right behind him with four catches for 93 yards.

Defensively, linebacker Jonathan Evans led the Tigers with 14 total tackles, including 10 in the first half. Right behind him was fellow linebacker Jake Holland with a career-high 11, including two for loss. Senior Neiko Thorpe rounded out the top three with nine tackles.

| SCORING SUMMARY | | |
|---|----------|--------------|
| Utah State | 14 | 7 3 14 — 38 |
| Auburn | 7 | 7 14 14 — 42 |
| USU - Williams 43 yd run (Thompson kick), 10:30, 1st AU - Blake 56 yd pass from Trotter (Parkey kick), 8:59, 1st USU - Keeton 3 yd run (Thompson kick), 1:32, 1st USU - Turbin 1 yd run (Thompson kick), 7:58, 2nd AU - Mason 97 yd kickoff return (Parkey kick), 7:46, 2nd AU - Dyer 11 yd run (Parkey kick), 11:14, 3rd USU - Thompson 34 yd field goal, 4:52, 3rd AU - Stallworth 39 yd pass from Trotter (Parkey kick), 1:57, 3rd USU - Keeton 7 yd run (Thompson kick), 11:20, 4th USU - Turbin 1 yd run (Thompson kick), 3:38, 4th AU - Lutzenkirchen 15 yd pass from Trotter (Parkey kick), 2:07, 4th AU - Dyer 1 yd run (Parkey kick), 0:30, 4th | | |
| TEAM STATISTICS | | |
| | USU | AU |
| First Downs | 27 | 17 |
| Rushes-Yards | 53-227 | 30-78 |
| Passing Yards | 221 | 286 |
| Comp-Att-Int | 22-31-0 | 18-24-0 |
| Total Plays-Yards | 84-448 | 54-364 |
| Punts-Avg. | 3-50.0 | 4-43.5 |
| Fumbles/Lost | 0/0 | 1/0 |
| Penalties-Yards | 6-38 | 7-60 |
| 3rd Down Conv. | 10-of-17 | 3-of-9 |
| Time of Possession | 37:41 | 22:19 |
| INDIVIDUAL STATISTICS | | |
| RUSHING: (USU) - Turbin 22-70 (2 TD); Williams 10-69 (TD); Keeton 8-33 (2 TD); Jacobs 3-23; Morrison 3-22; Smith 6-12; Team 1-minus 2. (AU) - Dyer 14-57 (2 TD); McCalebb 9-44; Mason 1-2; Trotter 5-minus 9; TEAM 1-minus 16. | | |
| PASSING: (USU) - Keeton 21-30-0-213; Morrison 1-1-0-8. (AU) - Trotter 17-23-0-261 (3 TD); Moseley 1-1-0-25. | | |
| RECEIVING: (USU) - Austin 6-67; Lloyd 3-25; Smith 2-44; Morrison 2-19; Reynolds 2-6; Jacobs 2-minus 1; Martin 1-25; Moats 1-11; Turbin 1-9; Tialavea 1-8; Van Leeuwen 1-8. (AU) - McCalebb 5-43; Stallworth 4-93 (TD); Reed 4-33; Blake 3-95 (TD); Lutzenkirchen 2-22 (TD). | | |

| | | |
|---|------------------------------|-----------|
| GAME 2 | #16 MISSISSIPPI STATE | 34 |
| | AUBURN | 41 |
| September 10, 2011 • SEC Network | | |
| Jordan-Hare Stadium (87,451) • Auburn, Ala. | | |

Ryan Smith made a game-saving tackle on Mississippi State quarterback Chris Relf at the goal line as time expired to preserve Auburn's 41-34 victory over No. 16 Mississippi State on Sept. 10 at Jordan-Hare Stadium. The two teams combined for 28 first quarter points and 55 first half points before both defenses tightened up and Auburn won its 17th consecutive game, currently the longest in FBS.

Barrett Trotter, who finished the game 16-for-23 for 146 yards with two touchdowns and an interception, hit tight end Philip Lutzenkirchen for a 10-yard touchdown pass just under a minute into the fourth quarter to give Auburn a 14-point cushion, 41-27. Auburn, which trailed just once in the game, won its seventh straight game against a team ranked in the AP poll.

Trotter's favorite target on the afternoon was Emory Blake, who caught seven passes for 108 yards with a touchdown. Blake's touchdown catch, a 46-yard catch-and-run, tied the game at 21-21 in the second quarter as Auburn scored 17 points in the second quarter to take a 31-24 lead into the half.

Michael Dyer rushed for 150 yards on 18 carries, averaging 8.3 yards per carry, scoring twice. His first touchdown came on Auburn's first possession of the game when he went 35 yards for the score to put Auburn up, 7-0. His second touchdown gave Auburn the lead for good at 28-21 with 4:51 left in the first half as he went in from two yards out to cap a six-play, 59-yard drive.

Auburn took a 14-0 lead less than four minutes into the game as Demetruce McNeal returned a Relf interception 43 yards for the score.

Mississippi State wasted little time answering as LaDarius Perkins (11 rushes, 78 yards), scored on a 40-yard run less than a minute after McNeal's score and then Relf found Brandon Heavens for a 15-yard touchdown pass four minutes later to tie it at 14-14.

Relf finished the game 20-for-33 for 195 yards with a touchdown and an interception and also rushed 27 times for 106 yards.

Vick Ballard was the top rusher for Mississippi State, tallying 135 yards on 21 carries. Relf was right behind him with 106 yards on 27 carries, giving the Bulldogs a pair of 100-yard rushers.

Cody Parkey hit a pair of field goals for Auburn, connecting from 43 yards out right before the half to put Auburn up, 31-24, and then again right after the half to put Auburn ahead, 34-24.

The field goals were the first of Parkey's collegiate career. The first, the 43-yarder, came after Auburn took over possession with 40 seconds left in the half. The Tigers ran five plays, moving 54 yards before Parkey scored with five seconds left on the clock.

Defensively for the Tigers, Daren Bates led the team with 12 tackles, followed by Neiko Thorpe with 11. Nosa Eguae tallied nine while T'Sharvan Bell and McNeal notched eight apiece. Corey Lemonier had a team-high two tackles for loss, including Auburn's lone sack of the day.

| SCORING SUMMARY | | |
|---|----------|-------------|
| Mississippi State | 14 | 10 3 7 — 34 |
| Auburn | 14 | 17 3 7 — 41 |
| AU - Dyer 35 yd run (Parkey kick), 12:37, 1st AU - McNeal 43 yd interception return (Parkey kick), 11:39, 1st MSU - Perkins 40 yd run (DePasquale kick), 10:38, 1st MSU - Heavens 15 yd pass from Relf (DePasquale kick), 6:32, 1st MSU - Banks 27 yd interception return (DePasquale kick), 10:36, 2nd AU - Blake 46 yd pass from Trotter (Parkey kick), 8:37, 2nd AU - Dyer 2 yd run (Parkey kick), 4:51, 2nd MSU - DePasquale 27 yd field goal, 0:40, 2nd AU - Parkey 43 yd field goal, 0:05, 2nd AU - Parkey 37 yd field goal, 12:13, 3rd MSU - DePasquale 32 yd field goal, 9:12, 3rd AU - Lutzenkirchen 10 yd pass from Trotter (Parkey kick), 14:03, 4th MSU - Ballard 3 yd run (DePasquale kick), 4:51, 4th | | |
| TEAM STATISTICS | | |
| | MSU | AU |
| First Downs | 31 | 21 |
| Rushes-Yards | 63-333 | 36-235 |
| Passing Yards | 198 | 146 |
| Comp-Att-Int | 21-34-1 | 16-23-1 |
| Total Plays-Yards | 97-531 | 59-381 |
| Punts-Avg. | 6-40.0 | 6-45.7 |
| Fumbles/Lost | 2/0 | 1/0 |
| Penalties-Yards | 10-75 | 7-85 |
| 3rd Down Conv. | 11-of-20 | 4-of-12 |
| Time of Possession | 36:07 | 23:53 |
| INDIVIDUAL STATISTICS | | |
| RUSHING: (MSU) - Ballard 21-135 (TD); Relf 27-106; Perkins 11-78 (TD); Bumphis 2-14; Marcus 1-1; TEAM 1-minus 1. (AU) - Dyer 18-150 (2 TD); McCalebb 11-68; Mason 3-14; Trotter 4-3. | | |
| PASSING: (MSU) - Relf 20-33-1-195 (TD); Bumphis 1-1-0-3. (AU) - Barrett Trotter 16-23-1-146 (2 TD). | | |
| RECEIVING: (MSU) - Ballard 5-64; Heavens 3-46 (TD); Carr 3-21; Bumphis 2-31; Sanders 2-19; Clark 1-6; Lewis 1-3; Hill 1-3; Relf 1-3; Perkins 1-2; Claussell 1-0. (AU) - Blake 7-108 (TD); McCalebb 4-24; Lutzenkirchen 3-18 (TD); Reed 1-0; Stallworth 1-minus 4. | | |

2011 Auburn Football Game Recaps

| | | |
|-------------------------|---|-----------|
| GAME 3 | #21 AUBURN | 24 |
| | CLEMSON | 38 |
| | September 24, 2011 • ABC Memorial Stadium (82,000) • Clemson, S.C. | |

Clemson's Tajh Boyd threw for four touchdowns and 386 yards to lead Clemson to a 38-24 victory over No. 21 Auburn at Memorial Stadium on Sept. 17 to end the nation's longest winning streak at 17 games. Michael Dyer led Auburn with 151 yards rushing and two touchdowns.

Auburn got off to a fast start with a pair of touchdowns and two Clemson three-and-outs. Dyer scampered a career-high 52 yards untouched for a touchdown on his first play to give Auburn a 7-0 lead at 4:24 into the game.

On fourth down on Auburn's next possession, Barrett Trotter fired a down-field strike to Emory Blake for a 36-yard touchdown to put Auburn ahead 14-0 with 7:54 left in the opening quarter. Auburn finished the first quarter with 182 yards total offense.

On the first play of the second quarter, Clemson cut the lead in half on a 4-yard Boyd to DeAndre Hopkins touchdown pass. Auburn answered with its longest scoring drive, play-wise, of the season with a 16-play, 90-yard touchdown drive in 5:57 that was capped on a 1-yard Dyer touchdown run for a 21-7 lead with 8:54 left in the half.

Clemson scored 14 straight points to close out the half, totaling 21 second-quarter points. The Atlantic Coast Conference Tigers drew to within 21-14 on a Boyd's 6-yard touchdown pass to tight end Dwayne Allen on third down with 5:06 remaining in the half. Clemson had three third down conversions on the drive.

After stopping Auburn, Clemson tied the game at 21 on Andre Ellington's 2-yard rushing touchdown with 1:11 remaining as both teams combined for 520 yards total offense in the first half. Auburn outgained Clemson 285-235.

On a third and six on the opening possession of the second half, Boyd completed a 65-yard touchdown pass to Sammy Watkins on a four-play drive to give Clemson its first lead of the game at 28-21, only 1:15 into the half.

With Clemson driving, Demetruce McNeal laid a hit on Clemson's Mike Bellamy to force a fumble that was recovered by Neiko Thorpe at the Auburn 18 with 8:01 left in the third for Auburn's first fumble recovery of the season.

On the first play after the turnover, Dyer had a 45-yard rush up the right side-line. Trotter then completed a 12-yard pass to Travante Stallworth on third down for a first down by a nose at the Clemson 26 to set up Cody Parkey's 38-yard field goal to draw Auburn within 28-24.

Clemson answered with a 19-yard Boyd to Watkins 24 touchdown pass to make it 35-24 with 16 seconds remaining in the third.

| TEAM STATISTICS | AU | CU |
|--------------------|---------|----------|
| First Downs | 19 | 32 |
| Rushes-Yards | 38-237 | 50-238 |
| Passing Yards | 198 | 386 |
| Comp-Att-Int | 12-25-1 | 30-42-0 |
| Total Plays-Yards | 63-435 | 92-624 |
| Punts-Avg. | 6-41.3 | 3-46.0 |
| Fumbles/Lost | 0/0 | 1/1 |
| Penalties-Yards | 5-40 | 6-50 |
| 3rd Down Conv. | 5-of-13 | 14-of-18 |
| Time of Possession | 23:45 | 36:15 |

INDIVIDUAL STATISTICS

RUSHING: (AU) - Dyer 16-151 (2TD); McCalebb 10-34; Mason 4-15; Trotter 4-14; Reed 2-12; Bray 1-8; Frazier 1-3. (CU) - Howard 9-86; Ellington 14-46 (TD); Watkins 7-44; Bellamy 11-36; Boyd 7-30; TEAM 2-minus 4.

PASSING: (AU) - Trotter 12-25-1-198 (TD). (CU) - Boyd 30-42-0-386 (4TD).

RECEIVING: (AU) - Stallworth 5-71; Reed 3-31; Benton 1-41; Blake 1-36 (TD); McCalebb 1-17; Carr 1-2. (CU) - Watkins 10-155 (2TD); Hopkins 7-83 (TD); Allen 7-80 (TD); Peake 2-41; Ja. Brown 2-22; Bellamy 1-4; Ellington 1-1.

| | | |
|-------------------------|---|-----------|
| GAME 4 | FLORIDA ATLANTIC | 30 |
| | AUBURN | 14 |
| | September 24, 2011 • FSN Jordan-Hare Stadium (82,249) • Auburn, Ala. | |

A 20-point third quarter propelled the Auburn Tigers to a 30-14 victory over Florida Atlantic on Saturday night before 82,249 fans at Jordan-Hare Stadium.

Quarterback Barrett Trotter finished 16-for-28 passing for 178 yards, tossing two touchdown passes along with one interception. Michael Dyer led the Auburn rushing attack with 68 yards on 14 carries, and Emory Blake had 78 yards on five receptions with a touchdown.

The Auburn defense, however, was responsible for a good amount of the Tiger offense. Auburn had three interceptions on the night with two leading to points. Neiko Thorpe and Jermaine Whitehead each had a pick in the third quarter, with Whitehead returning his 25 yards for a touchdown to give Auburn a 17-6 lead on FAU's third offensive play of the half. It was the first career interception and touchdown for Whitehead. Thorpe's interception later in the quarter was the fifth of his career and set up a 31-yard field goal by Cody Parkey to give Auburn a 27-6 lead with 6:51 on the clock in the third.

Between the two interceptions, Trotter found McCalebb on a screen pass that went for 51 yards and an Auburn touchdown, increasing the Tiger lead to 24-6 at the 8:07 mark of the third quarter. It was the second receiving touchdown of McCalebb's career and his longest reception as a Tiger, surpassing a 25-yard catch against Utah State earlier this season.

Parkey would tack on his third field goal of the night with a 37-yard kick to extend the Auburn lead to 30-6 on the final play of the third quarter.

FAU got on the board first, taking advantage of an Auburn turnover deep in Tiger territory. The Owls picked up one first down, then settled for a 39-yard field goal from Vinny Zaccario to take a 3-0 lead.

Auburn would answer on its next possession, putting together an 11-play, 60-yard drive that ended with a 10-yard touchdown pass from Trotter to Blake; Parkey would kick it to 7-3 midway through the first quarter.

The Tigers would again march into Owl territory on their next possession and increase their lead to 10-3 on a 41-yard Parkey field goal just before the end of the opening period.

| SCORING SUMMARY | FAU | AU |
|------------------|-----|----|
| Florida Atlantic | 3 | 0 |
| Auburn | 0 | 20 |

FAU - Zaccario 39 yd field goal, 11:36, 1st
 AU - Blake 10 yd pass from Trotter (Parkey kick), 7:30, 1st
 AU - Parkey 41 yd field goal, 1:50, 1st
 FAU - Zaccario 43 yd field goal, 10:10, 2nd
 AU - Whitehead 25 yd interception return (Parkey kick), 13:34, 3rd
 AU - McCalebb 51 yd pass from Trotter (Parkey kick), 8:07, 3rd
 AU - Parkey 31 yd field goal, 6:51, 3rd
 AU - Parkey 37 yd field goal, 0:02, 3rd
 FAU - Morris 12 yd pass from Wilbert (Dorvilus pass from Wilbert), 9:26, 4th

| TEAM STATISTICS | FAU | AU |
|--------------------|---------|---------|
| First Downs | 20 | 16 |
| Rushes-Yards | 34-108 | 33-137 |
| Passing Yards | 199 | 178 |
| Comp-Att-Int | 21-32-3 | 16-29-1 |
| Total Plays-Yards | 66-307 | 62-315 |
| Punts-Avg. | 4-40.0 | 3-46.3 |
| Fumbles/Lost | 5/0 | 2/0 |
| Penalties-Yards | 6-51 | 4-25 |
| 3rd Down Conv. | 6-of-14 | 7-of-15 |
| Time of Possession | 33:46 | 26:14 |

INDIVIDUAL STATISTICS

RUSHING: (FAU) - Morris 15-85; Stinson 11-42; Wilbert 3-minus 3; Floyd 3-minus 6; Kooi 2-minus 10. (AU) - Dyer 14-68; Frazier 3-30; Trotter 7-25; McCalebb 4-17; Mason 1-3; Bray 4-minus 6.

PASSING: (FAU) - Wilbert 20-31-3-191 (TD); David Kooi 1-1-0-8. (AU) - Trotter 16-28-1-178 (2TD); Frazier 0-1-0-0.

RECEIVING: (FAU) - Morris 4-43 (TD); Richardson 4-41; Dorvilus 3-17; Floyd 3-13; Cunningham 2-25; Williams 2-22; Moise 1-16; Stinson 1-14; Clark 1-8. (AU) - Blake 5-78 (TD); Reed 5-27; McCalebb 2-56 (TD); Fulse 2-12; Carr 1-5; Bray 1-0.

Another field goal from Zaccario early in the second quarter, this one from 43 yards, would cut the Tiger lead to 10-6 after a 13-play, 61-yard drive by the Owls. From there, both teams would cross midfield on multiple occasions, but no further scoring opportunities presented themselves before the half.

Florida Atlantic would score its first touchdown of the season midway through the fourth quarter, capping off an 11-play, 78-yard drive with a 12-yard pass to Alfred Morris; the Owls' two-point try was good to make it a 16-point game with just under 10 minutes to play.

Morris led the Owls with 85 rushing yards on 15 carries and also four catches for 43 yards. Quarterback Graham Wilbert was 20-for-31 for 191 yards and a touchdown, but threw three interceptions, one of which was returned for a touchdown.

2011 Auburn Football Game Recaps

| | | |
|-------------------------|--|-----------|
| GAME 5 | AUBURN | 16 |
| | #10 SOUTH CAROLINA | 13 |
| | October 1, 2011 • CBS | |
| | Williams-Brice Stadium (81,767) • Columbia, S.C. | |

It was an Auburn team effort of defense all day long and Tigers offense when it counted as Auburn upset No. 10 South Carolina 16-13 in Williams-Brice Stadium on Oct. 1. Auburn's Barrett Trotter threw a touchdown pass to Philip Lutzenkirchen with 1:38 left in the game to give Auburn the lead for good.

South Carolina took over on its own 20 and drove the ball down to the Auburn 42 with 12 seconds remaining. Marcus Lattimore rushed for three yards and a first down just after a 19-yard Stephen Garcia to Alshon Jeffery completion. After an incomplete pass with 8 seconds remaining, Garcia completed a pass to the Auburn 30 as time ran out.

Lattimore, who came in as the nation's third-leading rusher with 611 yards in four games (152.75 yards/game), was limited to 66 yards rushing on 17 carries. Auburn's defense caused four turnovers on the day, two interceptions and recovered fumbles each, and held South Carolina to a season-low 289 yards.

Auburn held South Carolina on three plays on the opening drive, and then let the offense take over. The Tigers drove 47 yards in 10 plays as Cody Parkey nailed a 21-yard field goal to give Auburn a 3-0 lead almost five minutes into the game.

On the Gamecocks' next possession, Lattimore fumbled and Auburn's Jonathon Mincy recovered it at the SC 36. On a second down end around trick play, Auburn freshman wide receiver C.J. Uzomah threw an interception intended for freshman Quan Bray at the South Carolina 11 that was returned 10 yards.

That led to an Alshon Jeffery 50-yard touchdown reception from Stephen Garcia to give South Carolina a 6-3 lead with 6:57 left in the first quarter. Corey Lemonier blocked the extra point.

On the first play of the second quarter, Kiehl Frazier scampered 22 yards to the 1 yard line to set up a Mike Dyer touchdown dive two plays later in the Wildcat formation as Auburn regained a 9-6 lead. Parkey's missed point after hit the right upright.

Auburn's Ryan White threw an interception on a 32-yard fake field goal attempt with just over a minute to go in the half as the Tigers' went into the locker room with a 9-6 lead.

Lattimore put South Carolina back on top, 13-9, with a 15-yard touchdown run with 5:58 left in the third quarter on a 2-play, 50-yard drive that was set up on a Garcia to Bruce Ellington 35-yard pass reception.

Neiko Thorpe intercepted a deep Garcia pass at the Auburn 31 and returned it to midfield with two minutes left in the third. On 3rd and 13, Trotter was intercepted by C.C. Whitlock at the Carolina 42. Whitlock returned it just past midfield before Lutzenkirchen laid a hit on Whitlock and recovered the fumble at the Auburn 48.

The change of possession gave the Tigers a big first down. The drive ended when Trotter threw an interception in the end zone for a touch-back that was nearly broken up Auburn's Jay Wisner.

Dyer finished with a school record-tying 41 carries for 141 yards and a touchdown. The 41 carries ties Cadillac Williams' record set at Georgia in 2001. Trotter went 12-of-23 for 112 yards and a touchdown while McCalebb finished with 9 rushes for 58 yards and 3 receptions for 33 yards. AU ran a season-high 92 plays for 358 total yards.

| SCORING SUMMARY | | | |
|---|-----------|---|-----------|
| Auburn |3 | 6 | 0 7 — 16 |
| South Carolina |6 | 0 | 7 0 — 13 |
| AU - Parkey 21 yd field goal, 10:12, 1st | | | |
| SC - Jeffrey 50 yd pass from Garcia (Wooten kick blocked), 6:57, 1st | | | |
| AU - Dyer 1 yd run (Parkey kick failed), 14:22, 2nd | | | |
| SC - Lattimore 15 yd run (Wooten kick), 5:58, 3rd | | | |
| AU - Lutzenkirchen 9 yd pass from Trotter (Parkey kick), 1:38, 4th | | | |
| TEAM STATISTICS | | | |
| | AU | | SC |
| First Downs | 22 | | 13 |
| Rushes-Yards | 67-246 | | 29-129 |
| Passing Yards | 112 | | 160 |
| Comp-Att-Int | 12-25-4 | | 9-23-2 |
| Total Plays-Yards | 92-358 | | 52-289 |
| Punts-Avg. | 7-37.9 | | 7-41.6 |
| Fumbles/Lost | 0/0 | | 3/2 |
| Penalties-Yards | 5-55 | | 7-55 |
| 3rd Down Conv. | 11-of-22 | | 2-of-10 |
| Time of Possession | 35:47 | | 24:13 |
| INDIVIDUAL STATISTICS | | | |
| RUSHING: (AU) - Dyer 41-141 (TD); McCalebb 9-58; Frazier 9-48; Trotter 8-minus 1. (SC) - Lattimore 17-66 (TD); Garcia 10-62; Byrd 1-2; Ellington 1-minus 1. | | | |
| PASSING: (AU) - Trotter 12-23-2-112 (TD); White 0-1-1-0; Uzomah 0-1-1-0; Frazier 0-0-0-0. (SC) - Garcia 9-23-2-160 (TD). | | | |
| RECEIVING: (AU) - McCalebb 3-33; Blake 3-16; Wisner 1-20; Benton 1-15; Lutzenkirchen 1-9 (TD); Carr 1-7; Dyer 1-6; Bray 1-6. (SC) - Jeffery 5-86 (TD); Ellington 3-60; Wilds 1-14. | | | |

| | | |
|-------------------------|--|-----------|
| GAME 6 | #15 AUBURN | 14 |
| | #10 ARKANSAS | 38 |
| | October 7, 2011 • ESPN | |
| | Donald W. Reynolds Razorback Stadium (74,191) • Fayetteville, Ark. | |

Tyler Wilson threw for 262 yards on 24-of-36 passing and two touchdowns to lead No. 10 Arkansas to a 38-14 victory over No. 15 Auburn at Razorback Stadium on Oct. 8, ending the Tigers' 11-game winning streak against SEC opponents. Arkansas scored 31 unanswered points after Auburn took a 14-7 lead with two seconds left in the first quarter.

Wide receiver Joe Adams scored on a 92-yard touchdown on Arkansas' first second-half play from scrimmage to give the Razorbacks a 28-14 lead with 7:43 left in the third. The Razorbacks took over at the Auburn 26 after Barrett Trotter's pass went through the hands of DeAngelo Benton. It led to Arkansas taking a 31-14 lead on Zach Hocker's 36-yard field goal with 12:10 remaining in the game. The Tigers defense held the Razorbacks for five straight three-and-outs after the 92 yard touchdown run.

Kiehl Frazier's second interception of the game was returned 29 yards to the Auburn 16 with 7:17 left. Wilson threw a third-down screen pass to running back Dennis Johnson, who scored on a 33-yard touchdown reception to give Arkansas a 38-14 lead with 5:50 remaining.

After an 11-yard punt on Auburn's first possession of the game, Arkansas took over on the Tigers' 37. Auburn's defense held as Hocker missed a 34-yard field goal attempt that hit the left upright just over three minutes in.

Frazier completed his first career pass on a 14-yard screen to Onterio McCalebb. A 13-yard Trotter to Quindarius Carr pass on 3rd and 12 to the Auburn 45 set up a career-long 55-yard touchdown run by Michael Dyer on the next play to give Auburn a 7-0 lead just over five minutes in.

Arkansas came back and tied it 7-7 with a 6-yard touchdown run by Broderick Green with 6:53 left in the first. On Arkansas' next drive, one that included a 40-yard Wilson to Jarius White first down completion to the Auburn 40, Auburn's Corey Lemoneir came up huge. Lemoneir sacked Wilson and forced a fumble that was recovered by Jeffrey Whitaker at the Arkansas 47.

That turnover led to a nine-play drive that was capped by Frazier scoring his first career touchdown on a 7-yard run to give Auburn a 14-7 lead with two seconds left in the first quarter. Auburn's two touchdowns were scored by Arkansas natives, Dyer and Frazier.

| SCORING SUMMARY | | | |
|---|-----------|----|-----------|
| Auburn |14 | 0 | 0 0 — 14 |
| Arkansas |7 | 14 | 7 10 — 38 |
| AU - Dyer 55 yd run (Parkey kick), 9:56, 1st | | | |
| AR - Green 6 yd run (Hocker kick), 6:53, 1st | | | |
| AU - Frazier 7 yd run (Parkey kick), 0:02, 1st | | | |
| AR - Wilson 1 yd run (Hocker kick), 9:36, 2nd | | | |
| AR - Wright 5 yd pass from Wilson (Hocker kick), 4:23, 2nd | | | |
| AR - Adams 92 yd run (Hocker kick), 7:43, 3rd | | | |
| AR - Hocker 36 yd field goal, 12:10, 4th | | | |
| AR - Johnson 18 yd pass from Wilson (Hocker kick), 5:50, 4th | | | |
| TEAM STATISTICS | | | |
| | AU | | AR |
| First Downs | 18 | | 17 |
| Rushes-Yards | 52-291 | | 31-176 |
| Passing Yards | 104 | | 262 |
| Comp-Att-Int | 9-25-3 | | 24-36-0 |
| Total Plays-Yards | 77-395 | | 67-438 |
| Punts-Avg. | 9-40.0 | | 7-44.4 |
| Fumbles/Lost | 0/0 | | 2/1 |
| Penalties-Yards | 11-105 | | 4-26 |
| 3rd Down Conv. | 6-of-17 | | 5-of-16 |
| Time of Possession | 32:43 | | 27:17 |
| INDIVIDUAL STATISTICS | | | |
| RUSHING: (AU) - Dyer 21-112 (TD); McCalebb 13-91; Frazier 13-54 (TD); Mason 3-30; Trotter 2-4. (AR) - Adams 1-92 (TD); Green 16-47 (TD); Johnson 12-42; Wilson 2-minus 5 (TD). | | | |
| PASSING: (AU) - Trotter 6-19-1-81; Frazier 2-4-2-18; Uzomah 0-1-0-0; Moseley 1-1-0-5. (AR) - Wilson 24-36-0-262 (2TD). | | | |
| RECEIVING: (AU) - McCalebb 3-28; Lutzenkirchen 2-11; Stallworth 1-44; Carr 1-13; Benton 1-5; Bray 1-3. (AR) - Adams 6-49; Wright 5-76 (TD); Childs 4-44; Johnson 3-49 (TD); Gragg 3-17; Tate 2-5; Hamilton 1-22. | | | |

Arkansas drove 80 yards to tie it at 14 on a 4th down and 1 quarterback sneak by Wilson with 9:36 remaining. With Auburn only gaining 44 yards in the second quarter, the Razorbacks took their first lead of the game at 21-14 on a six-yard Wilson to Wright touchdown pass in the back corner of the end zone with 4:23 to go to end the first half scoring.

Dyer rushed for 112 yards on 21 carries and a touchdown. McCalebb rushed for 91 yards on 13 carries while Trotter, Frazier and Clint Moseley combined to complete 9-of-24 passes for 104 yards, one touchdown and three interceptions.

Arkansas outgained Auburn 438 yards total offense to 395 while the Tigers ran 77 plays to the Razorbacks' 67. Auburn rushed for 291 yards.

2011 Auburn Football Game Recaps

| | | |
|-------------------------|---|-----------|
| GAME 7 | FLORIDA | 6 |
| | #24 AUBURN | 17 |
| | October 15, 2011 • ESPN | |
| | Jordan-Hare Stadium (87,451) • Auburn, Ala. | |

Auburn's defense held the Florida offense to just 194 total yards, including just 66 on the ground, as No. 24 Auburn won 17-6 on Oct. 15 at Jordan-Hare Stadium. The defense held Florida to a pair of first-half field goals and posted a shutout in the second half.

Auburn's offense churned out 155 yards on the ground, 73 from Michael Dyer and 43 from Onterio McCalebb, and 123 through the air as Clint Moseley entered after halftime and threw for 90 yards on 4-of-7 passing. Philip Lutzenkirchen had three catches for a team-high 48 yards.

Auburn took advantage of a muffed punt return by Florida's Chris Rainey following a 50-yard Steven Clark punt to score its first touchdown of the game. Daren Bates recovered the fumble at the Florida 32 and the offense needed just three plays to cover the 32 yards, capped by a Barrett Trotter 25-yard touchdown pass to DeAngelo Benton. Barrett finished the night 2-for-8 for 33 yards including his first career touchdown.

The touchdown pass was also the first of Benton's career. He finished the night with two catches for 33 yards.

Florida answered with a pair of second-quarter field goals to get to within a point, 7-6, at the half as the Auburn defense held Florida to 104 total yards in the first half.

A McCalebb 14-yard touchdown run down the sideline on the first play of the fourth quarter capped a seven-play, 66-yard scoring drive as Auburn went up 14-6. The touchdown run was McCalebb's first of the season, and his first since the 2010 Georgia game.

The Auburn defense stopped Florida on a key fourth down attempt with 9:30 left in the fourth quarter as Florida drove to the Auburn 16 yard line but couldn't convert on a pass to the left flat.

Holding a 14-6 lead and starting on its own three, Auburn went three-and-out but again Florida couldn't hold onto the punt as Robert Clark fumbled the return, allowing Ikeem Means to pick it up. Six plays later Cody Parkey converted on a 42-yard field goal to cement the win as Florida got the ball back with just 35 seconds left.

Corey Lemonier led Auburn with six tackles, including three for a loss of 20 yards. He also had four of the team's 14 quarterback hurries. Chris Davis and Demetruce McNeal had five tackles each while T'Sharvan Bell notched four tackles and an interception.

| SCORING SUMMARY | | | |
|-----------------|---|---|--------|
| Florida | 0 | 6 | 0 — 6 |
| Auburn | 7 | 0 | 0 — 17 |

AU - Benton 25 yd pass from Trotter, 2:11, 1st
 UF - Sturgis 47 yd field goal, 10:28, 2nd
 UF - Sturgis 25 yd field goal, 2:33, 2nd
 AU - McCalebb 14 yd run (Parkey kick), 14:53, 4th
 AU - Parkey 42 yd field goal, 0:35, 4th

| TEAM STATISTICS | | |
|--------------------|---------|---------|
| | UF | AU |
| First Downs | 14 | 13 |
| Rushes-Yards | 30-66 | 43-155 |
| Passing Yards | 128 | 123 |
| Comp-Att-Int | 15-29-1 | 7-16-0 |
| Total Plays-Yards | 59-194 | 59-278 |
| Punts-Avg. | 7-46.1 | 9-39.2 |
| Fumbles/Lost | 5/2 | 0/0 |
| Penalties-Yards | 6-40 | 7-79 |
| 3rd Down Conv. | 3-of-13 | 1-of-13 |
| Time of Possession | 30:33 | 29:27 |

INDIVIDUAL STATISTICS

RUSHING: (UF) - Rainey 16-33; Gillislee 3-16; Brissett 4-12; Joyer 1-8; Burton 2-5; Driskel 4-minus 8. (AU) - Dyer 23-73; McCalebb 10-43 (TD); Frazier 8-41; Moseley 1-4; Trotter 1-minus 6.

PASSING: (UF) - Driskel 9-18-0-75; Brissett 5-10-1-45; Burton 1-1-0-8. (AU) - Trotter 2-8-0-33 (TD); Moseley 4-7-0-90; Frazier 1-1-0-0.

RECEIVING: (AU) - Hammond 4-40; Burton 4-23; Thompson 3-16; Rainey 2-30; Debose 1-14; Reed 1-5. (AU) - Lutzenkirchen 3-48; Benton 2-33 (TD); Carr 1-42; McCalebb 1-0.

Bell's interception, coming on just the second play of the game, was his first of the season and the fifth of his career.

The interception was one of three turnovers forced by the Tigers, along with a pair of fumbles. Bates and Meas recovered the fumbles, both of which came on punts.

The defensive stand was the best for the Tigers in more than three years. The 194 yards allowed are the fewest since playing Tennessee on Sept. 27, 2008 while the six points allowed are the fewest since allowing two to Mississippi State on Sept. 13, 2008.

The win marks the third in a row for the Tigers over the Gators and is the first time for Auburn to win three straight over Florida since it did from 1987-89.

| | | |
|-------------------------|---|-----------|
| GAME 8 | #19 AUBURN | 10 |
| | #1 LSU | 45 |
| | October 22, 2011 • CBS | |
| | Tiger Stadium (93,098) • Baton Rouge, La. | |

Rueben Randle finished with 106 yards receiving and had two first half touch-down receptions of 46 and 42 yards while Kenny Hilliard rushed for two touchdowns to lead No. 1 LSU to a 45-10 victory over No. 19 Auburn in Tiger Stadium on Oct. 22.

With the help of two Auburn penalties, LSU took the opening kickoff and drove 76 yards in eight plays, taking a 7-0 lead on a Hilliard nine-yard touchdown run.

Cody Parkey drilled a 42-yard field goal to bring Auburn to within 7-3 with 1:26 left in the first quarter. LSU cornerback Ron Brooks made a phenomenal play breaking up a 21-yard Kiehl Frazier to Travante Stallworth pass in the end zone that would have tied the game.

A penalty cost Auburn again on LSU's second touchdown drive. Jordan Jefferson threw a 42-yard touchdown pass to Randle to give the Bayou Bengals a 14-3 lead with five minutes left in the half. It was Jefferson's only pass of the first half.

On the play before, Jefferson fumbled in the backfield and it would have set up a third and long, but Kenneth Carter was flagged for a facemask penalty on Jefferson after the fumble occurred. Instead, LSU had an automatic first down and capitalized on the deep strike.

Another penalty on third down, this time pass interference on Chris Davis on a pass that was nearly picked off by Demetruce McNeal breaking in front of the receiver, led to LSU's third score, a 46-yard touchdown pass from Jarrett Lee to Randle with 40 seconds before halftime.

LSU went into the locker room leading 21-3 as LSU outgained Auburn 213 yards to 113. Auburn also had six first half penalties for 46 yards.

LSU added to its lead on its first drive of the second half as Lee threw his second touchdown pass of the game, a 10-yarder to Russell Shepard for a 28-3 lead with 9:51 left in the third. Tre Mason fumbled the ensuing kickoff after a big hit by LSU's Eric Reid, and LSU took over at the Auburn 22. Hilliard cashed in on a 1-yard dive for a touchdown to put the Tigers ahead 35-3 at the 8:12 mark.

Brooks made his second big play of the game for LSU, intercepting a Clint Moseley pass on the second play after LSU's previous score and returning it 28 yards

for a touchdown to give LSU a 42-3 lead. Drew Alleman closed out the scoring for LSU with a 36-yard field goal that made it 45-3 with 13:56 left in the game.

| SCORING SUMMARY | | | |
|-----------------|---|----|---------|
| Auburn | 3 | 0 | 0 — 10 |
| LSU | 7 | 14 | 21 — 45 |

LSU - Hilliard 9 yd run (Alleman kick), 11:13, 1st
 AR - Parkey 42 yd field goal, 1:26, 1st
 LSU - Randle 42 yd pass from Jefferson (Alleman kick), 5:00, 2nd
 LSU - Randle 46 yd pass from Lee (Alleman kick), 0:40, 2nd
 LSU - Shepherd 10 yd pass from Lee (Alleman kick), 9:51, 3rd
 LSU - Hilliard 1 yd run (Alleman kick), 8:12, 3rd
 LSU - Brooks 28 yd interception return (Alleman kick), 7:27, 3rd
 LSU - Alleman 36 yd field goal, 13:56, 4th
 AU - McCalebb 2 yd run (Parkey kick), 2:22

| TEAM STATISTICS | | |
|--------------------|---------|---------|
| | AU | LSU |
| First Downs | 18 | 23 |
| Rushes-Yards | 34-87 | 36-174 |
| Passing Yards | 161 | 219 |
| Comp-Att-Int | 14-24-1 | 16-23-0 |
| Total Plays-Yards | 58-248 | 59-393 |
| Punts-Avg. | 7-35.1 | 4-51.2 |
| Fumbles/Lost | 2/1 | 0/0 |
| Penalties-Yards | 7-51 | 5-60 |
| 3rd Down Conv. | 4-of-12 | 3-of-8 |
| Time of Possession | 29:25 | 30:35 |

INDIVIDUAL STATISTICS

RUSHING: (AU) - Dyer 12-60; McCalebb 3-32 (TD); Frazier 9-31; Bray 1-8; Moseley 9-minus 44. (LSU) - Ford 12-82; Hilliard 10-65 (2TD); Blue 5-17; Magee 3-14; Jefferson 4-2; TEAM 1-minus 3; Shepard 1-minus 3.

PASSING: (AU) - Moseley 12-20-1-145; Frazier 2-4-0-16. (LSU) - Lee 14-20-0-165 (2TD); Jefferson 2-3-0-54 (TD).


RECEIVING: (AU) - McCalebb 3-38; Philip Lutzenkirchen 3-23; Benton 2-42; Reed 2-26; Bray 2-22; Stallworth 2-10. (LSU) - Randle 5-106 (2TD); Beckham 3-42; Shepard 3-10 (TD); Clement 2-40; Peterson 1-12; Wright 1-7; Blue 1-2.

Onterio McCalebb scored on a two-yard touchdown run to complete a 10-play, 86-yard drive as Auburn made it 45-10 LSU with 2:22 remaining.

Moseley, making his first career start, finished the game 12-of-20 for 145 yards and one interception. It was the 15th most yards by an Auburn quarterback in his first collegiate start. Michael Dyer rushed for 60 yards on 12 carries while DeAngelo Benton had two receptions for 42 yards and McCalebb three catches for 38 yards.

LSU outgained Auburn 393 yards to 248. Lee completed 14-of-20 passes for 165 yards and two touchdowns. Michael Ford rushed for 82 yards on 12 carries.

The Players



DAREN #25
BATES LB

5-11 • 205 • Jr. • 2L
Memphis, Tenn. (Olive Branch)
Psychology

CAREER — Moved to linebacker as a sophomore after playing safety as a freshman in 2009.

2011 — Phil Steele Preseason All-SEC Fourth Team ... Second on the team with 58 tackles ... Totaled seven tackles in the opener against Utah State ... Also recorded one tackle for loss ... Career-high 12 tackles in win over Mississippi State ... Total was also a team high ... 10 tackles against Clemson ... Four tackles and two QB hurries against FAU ... Totaled five tackles and his first sack of the season in win at South Carolina ... Seven tackles and two QB hurries at Arkansas ... Solid all-around game in win over Florida ... Posted four tackles and 0.5 TFL ... Also recovered a fumble, credited with a breakup and picked up two QB hurries ... Fumble recovery was the second of his career and first since 2009 ... Totaled nine tackles in loss at LSU.

BATES' CAREER DEFENSIVE STATS

| YEAR | G/GS | TT | UT | AT | TFL-YDS | QBS-YDS | FF/FR | PD | I/YDS |
|---------------|--------------|------------|------------|-----------|---------------|---------------|------------|----------|------------|
| 2009 | 13/13 | 70 | 46 | 24 | 2.5-19 | 0.5-12 | 0/1 | 4 | 1/0 |
| 2010 | 12/9 | 48 | 31 | 17 | 1.0-1 | 0.0-0 | 2/0 | 0 | 1/0 |
| 2011 | 8/8 | 58 | 31 | 27 | 3.5-7 | 1.0-2 | 0/1 | 2 | 0/0 |
| Totals | 33/30 | 176 | 108 | 68 | 7.0-27 | 1.5-14 | 2/1 | 6 | 2/0 |

BATES' CAREER GAME HIGH STATS

| | No. | Opponent | Date |
|------------------|-----|-------------------|---------|
| Tackles | 12 | Mississippi State | 9/10/11 |
| Tackles for Loss | 1.5 | Ball State | 9/26/09 |
| Sacks | 1.0 | South Carolina | 10/1/11 |

BATES' GAME-BY-GAME DEFENSIVE STATS

| DATE | OPPONENT | TT | UT | AT | PD | INT-YDS |
|----------|--------------------------|----|----|----|----|---------|
| 9/5/09 | * LOUISIANA TECH | 3 | 1 | 2 | 1 | 1-0 |
| 9/12/09 | * MISSISSIPPI STATE | 3 | 0 | 3 | 0 | 0-0 |
| 9/19/09 | * WEST VIRGINIA | 4 | 4 | 0 | 0 | 0-0 |
| 9/26/09 | * BALL STATE | 7 | 5 | 2 | 1 | 0-0 |
| 10/3/09 | * at Tennessee | 7 | 6 | 1 | 0 | 0-0 |
| 10/10/09 | * at Arkansas | 6 | 5 | 1 | 0 | 0-0 |
| 10/17/09 | * KENTUCKY | 8 | 6 | 2 | 0 | 0-0 |
| 10/24/09 | * at LSU | 4 | 0 | 4 | 0 | 0-0 |
| 10/31/09 | * OLE MISS | 9 | 5 | 4 | 1 | 0-0 |
| 11/7/09 | * FURMAN | 2 | 2 | 0 | 0 | 0-0 |
| 11/14/09 | * at Georgia | 3 | 1 | 2 | 0 | 0-0 |
| 11/27/09 | * ALABAMA | 7 | 5 | 2 | 0 | 0-0 |
| 1/1/10 | * Northwestern (Outback) | 7 | 6 | 1 | 1 | 0-0 |

| DATE | OPPONENT | TT | UT | AT | PD | INT-YDS |
|----------|------------------------|--------------|----|----|----|---------|
| 9/4/10 | * ARKANSAS STATE | 10 | 7 | 3 | 0 | 0-0 |
| 9/9/10 | * at Mississippi State | 3 | 3 | 0 | 0 | 0-0 |
| 9/18/10 | * CLEMSON | 5 | 3 | 2 | 0 | 0-0 |
| 9/25/10 | * SOUTH CAROLINA | 5 | 3 | 2 | 0 | 0-0 |
| 10/2/10 | * LOUISIANA-MONROE | 1 | 0 | 1 | 0 | 0-0 |
| 10/9/10 | * at Kentucky | 8 | 6 | 2 | 0 | 0-0 |
| 10/16/10 | * ARKANSAS | 3 | 2 | 1 | 0 | 0-0 |
| 10/23/10 | * LSU | 5 | 2 | 3 | 0 | 0-0 |
| 10/30/10 | at Ole Miss | DID NOT PLAY | | | | |
| 11/6/10 | CHATTANOOGA | DID NOT PLAY | | | | |
| 11/13/10 | * GEORGIA | 1 | 1 | 0 | 0 | 0-0 |
| 11/26/10 | at Alabama | 0 | 0 | 0 | 0 | 0-0 |
| 12/4/10 | South Carolina (SECCG) | 6 | 3 | 3 | 0 | 1-0 |
| 1/10/11 | Oregon (BCSNCG) | 1 | 1 | 0 | 0 | 0-0 |

| DATE | OPPONENT | TT | UT | AT | PD | INT-YDS |
|----------|---------------------|----|----|----|----|---------|
| 9/3/11 | * UTAH STATE | 7 | 4 | 3 | 0 | 0-0 |
| 9/10/11 | * MISSISSIPPI STATE | 12 | 4 | 8 | 0 | 0-0 |
| 9/17/11 | * at Clemson | 10 | 6 | 4 | 0 | 0-0 |
| 9/24/11 | * FLORIDA ATLANTIC | 4 | 0 | 4 | 2 | 0-0 |
| 10/1/11 | * at South Carolina | 5 | 5 | 0 | 0 | 0-0 |
| 10/8/11 | * at Arkansas | 7 | 4 | 3 | 0 | 0-0 |
| 10/15/11 | * FLORIDA | 4 | 3 | 1 | 1 | 0-0 |
| 10/22/11 | * at LSU | 9 | 1 | 8 | 1 | 0-0 |



T'SHARVAN #22
BELL DB

6-0 • 182 • Jr. • 2L
Kissimmee, Fla. (Osceola)
Management

2011 — Third on the team lead with 24 solo tackles ... Recorded four tackles against Utah State ... All four stops were solos ... Totaled eight tackles against Mississippi State ... Six of the tackles were solo stops ... Posted eight tackles (seven solo) with one break-up against Clemson ... Posted five solo stops and two breakups against FAU ... Also forced a fumble ... Talled one tackle for loss and a breakup against USC ... Two tackles and a breakup in loss to Arkansas ... Intercepted the first UF pass of the game for his first pick of the season ... Added four tackles in the win over the Gators ... It was Bell's first interception since the 2010 SEC Championship game against South Carolina, a pick that he returned 10 yards for a TD ... Four tackles and two pass breakups at LSU.

BELL'S CAREER DEFENSIVE STATS

| YEAR | G/GS | TT | UT | AT | TFL-YDS | QBS-YDS | FF/FR | PD | I/YDS |
|---------------|-------------|-----------|-----------|-----------|---------------|--------------|------------|-----------|-------------|
| 2009 | 13/0 | 9 | 7 | 2 | 0.5-2 | 0.0-0 | 0/0 | 3 | 3-3 |
| 2010 | 11/3 | 38 | 29 | 9 | 3.5-7 | 1.0-4 | 0/1 | 4 | 1-10 |
| 2011 | 8/8 | 36 | 28 | 8 | 1.0-1 | 0.0-0 | 1/0 | 7 | 1-0 |
| Totals | 29/8 | 83 | 64 | 19 | 5.0-10 | 1.0-4 | 1/1 | 14 | 4-13 |

BELL'S CAREER GAME HIGH STATS

| | No. | Opponent | Date |
|---------------|-----|------------------------|----------|
| Tackles | 9 | South Carolina (SECCG) | 12/4/10 |
| Interceptions | 1 | 3x (last vs. Florida) | 10/15/11 |

BELL'S GAME-BY-GAME DEFENSIVE STATS

| DATE | OPPONENT | TT | UT | AT | PD | INT-YDS |
|----------|------------------------|----|----|----|----|---------|
| 9/5/09 | LOUISIANA TECH | 1 | 1 | 0 | 0 | 0-0 |
| 9/12/09 | MISSISSIPPI STATE | 1 | 1 | 0 | 1 | 1-0 |
| 9/19/09 | WEST VIRGINIA | 1 | 1 | 0 | 0 | 0-0 |
| 9/26/09 | BALL STATE | 1 | 1 | 0 | 0 | 0-0 |
| 10/3/09 | at Tennessee | 0 | 0 | 0 | 0 | 0-0 |
| 10/10/09 | at Arkansas | 2 | 1 | 1 | 0 | 0-0 |
| 10/17/09 | KENTUCKY | 0 | 0 | 0 | 0 | 0-0 |
| 10/24/09 | at LSU | 0 | 0 | 0 | 0 | 0-0 |
| 10/31/09 | OLE MISS | 0 | 0 | 0 | 0 | 0-0 |
| 11/7/09 | FURMAN | 0 | 0 | 0 | 0 | 0-0 |
| 11/14/09 | at Georgia | 2 | 2 | 0 | 0 | 0-0 |
| 11/27/09 | ALABAMA | 1 | 0 | 1 | 0 | 0-0 |
| 1/1/10 | Northwestern (Outback) | 0 | 0 | 0 | 2 | 2-0 |


The Players

| DATE | OPPONENT | TT | UT | AT | PD | INT-YDS |
|----------|--------------------------|----|----|----|----|--------------|
| 9/4/10 | ARKANSAS STATE | 2 | 0 | 2 | 1 | 0-0 |
| 9/9/10 | at Mississippi State | 0 | 0 | 0 | 0 | 0-0 |
| 9/18/10 | CLEMSON | 3 | 2 | 1 | 0 | 0-0 |
| 9/25/10 | SOUTH CAROLINA | 2 | 0 | 2 | 0 | 0-0 |
| 10/2/10 | * LOUISIANA-MONROE | 5 | 4 | 1 | 1 | 0-0 |
| 10/9/10 | * at Kentucky | 6 | 6 | 0 | 0 | 0-0 |
| 10/16/10 | ARKANSAS | 0 | 0 | 0 | 0 | 0-0 |
| 10/23/10 | LSU | | | | | DID NOT PLAY |
| 10/30/10 | at Ole Miss | | | | | DID NOT PLAY |
| 11/6/10 | CHATTANOOGA | | | | | DID NOT PLAY |
| 11/13/10 | GEORGIA | 3 | 3 | 0 | 0 | 0-0 |
| 11/26/10 | at Alabama | 3 | 3 | 0 | 2 | 0-0 |
| 12/4/10 | * South Carolina (SECCG) | 9 | 6 | 3 | 0 | 1-10 |
| 1/10/11 | * Oregon (BCSNCG) | 5 | 5 | 0 | 0 | 0-0 |

| DATE | OPPONENT | TT | UT | AT | PD | INT-YDS |
|----------|---------------------|----|----|----|----|---------|
| 9/3/11 | * UTAH STATE | 4 | 4 | 0 | 0 | 0-0 |
| 9/10/11 | * MISSISSIPPI STATE | 8 | 6 | 2 | 0 | 0-0 |
| 9/17/11 | * at Clemson | 8 | 7 | 1 | 1 | 0-0 |
| 9/24/11 | * FLORIDA ATLANTIC | 5 | 5 | 0 | 2 | 0-0 |
| 10/1/11 | * at South Carolina | 1 | 1 | 0 | 1 | 0-0 |
| 10/8/11 | * at Arkansas | 2 | 1 | 1 | 1 | 0-0 |
| 10/15/11 | * FLORIDA | 4 | 3 | 1 | 0 | 1-0 |
| 10/22/11 | * at LSU | 4 | 3 | 1 | 2 | 0-0 |

| DATE | OPPONENT | REC | YDS | AVG | TD | TD REC |
|----------|------------------------|-----|-----|------|----|--------------|
| 9/4/10 | ARKANSAS STATE | 0 | 0 | 0.0 | 0 | -- |
| 9/9/10 | at Mississippi State | | | | | DID NOT PLAY |
| 9/18/10 | CLEMSON | 0 | 0 | 0.0 | 0 | -- |
| 9/25/10 | SOUTH CAROLINA | 0 | 0 | 0.0 | 0 | -- |
| 10/2/10 | LOUISIANA-MONROE | 1 | 15 | 15.0 | 0 | -- |
| 10/9/10 | at Kentucky | 0 | 0 | 0.0 | 0 | -- |
| 10/16/10 | ARKANSAS | | | | | DID NOT PLAY |
| 10/23/10 | LSU | | | | | DID NOT PLAY |
| 10/30/10 | at Ole Miss | | | | | DID NOT PLAY |
| 11/6/10 | CHATTANOOGA | | | | | DID NOT PLAY |
| 11/13/10 | GEORGIA | 0 | 0 | 0.0 | 0 | -- |
| 11/26/10 | at Alabama | 0 | 0 | 0.0 | 0 | -- |
| 12/4/10 | South Carolina (SECCG) | 0 | 0 | 0.0 | 0 | -- |
| 1/10/11 | Oregon (BCSNCG) | 0 | 0 | 0.0 | 0 | -- |

| DATE | OPPONENT | REC | YDS | AVG | TD | TD REC |
|----------|-------------------|-----|-----|------|----|--------|
| 9/3/11 | UTAH STATE | 0 | 0 | 0.0 | 0 | -- |
| 9/10/11 | MISSISSIPPI STATE | 0 | 0 | 0.0 | 0 | -- |
| 9/17/11 | at Clemson | 1 | 41 | 41.0 | 0 | -- |
| 9/24/11 | FLORIDA ATLANTIC | 0 | 0 | 0.0 | 0 | -- |
| 10/1/11 | at South Carolina | 1 | 15 | 15.0 | 0 | -- |
| 10/8/11 | at Arkansas | 1 | 5 | 5.0 | 0 | -- |
| 10/15/11 | FLORIDA | 2 | 33 | 16.5 | 1 | 25 |
| 10/22/11 | at LSU | 2 | 42 | 21.0 | 0 | -- |



DEANGELO BENTON #3
WR

6-2 • 203 • Jr. • 2L
Bastrop, La. (Bastrop)
Public Administration

2011 — Saw playing time in the first two games, but did not record a catch ... Made his first grab of the year against Clemson ... Catch went for 41 yards and was the longest of his career ... Targeted in FAU game, but did not record a reception ... Made a key reception for 15 yards on the game-winning drive in the fourth quarter ... One catch for 5 yards at Arkansas ... Scored his first career touchdown on a 25-yard jump ball from Barrett Trotter that gave Auburn a 7-0 lead over Florida ... Finished the game with two catches for 33 yards ... Also made his first career start in the win over the Gators ... Two receptions was the most for Benton since catching six balls for 88 yards against Furman in 2009 ... Had two catches for 42 yards at LSU.

BENTON'S CAREER RECEIVING STATS

| YEAR | G/GS | NO | YDS | AVG | TD | LP/OPPONENT |
|---------------|-------------|-----------|------------|-------------|----------|-------------------|
| 2009 | 12/0 | 6 | 88 | 14.7 | 0 | 26/Furman |
| 2010 | 9/0 | 1 | 15 | 15.0 | 0 | 15/ULM |
| 2011 | 8/2 | 7 | 136 | 19.4 | 1 | 41/Clemson |
| Totals | 29/2 | 14 | 239 | 17.1 | 1 | 41/Clemson |

BENTON'S GAME-BY-GAME RECEIVING STATS

| DATE | OPPONENT | REC | YDS | AVG | TD | TD REC |
|----------|------------------------|-----|-----|------|----|--------------|
| 9/5/09 | LOUISIANA TECH | 0 | 0 | 0.0 | 0 | -- |
| 9/12/09 | MISSISSIPPI STATE | 0 | 0 | 0.0 | 0 | -- |
| 9/19/09 | WEST VIRGINIA | 0 | 0 | 0.0 | 0 | -- |
| 9/26/09 | BALL STATE | 0 | 0 | 0.0 | 0 | -- |
| 10/3/09 | at Tennessee | | | | | DID NOT PLAY |
| 10/10/09 | at Arkansas | 0 | 0 | 0.0 | 0 | -- |
| 10/17/09 | KENTUCKY | 0 | 0 | 0.0 | 0 | -- |
| 10/24/09 | at LSU | 0 | 0 | 0.0 | 0 | -- |
| 10/31/09 | OLE MISS | 0 | 0 | 0.0 | 0 | -- |
| 11/7/09 | FURMAN | 6 | 88 | 14.7 | 0 | -- |
| 11/14/09 | at Georgia | 0 | 0 | 0.0 | 0 | -- |
| 11/27/09 | ALABAMA | 0 | 0 | 0.0 | 0 | -- |
| 1/1/10 | Northwestern (Outback) | 0 | 0 | 0.0 | 0 | -- |



ANGELO BLACKSON #98
DL

6-4 • 325 • Fr. • HS
Bear, Delaware (Red Lion Christian)
Undecided

2011 — Posted three tackles in the opener with Utah State ... Also tallied half a tackle for loss ... Saw playing time, but did not record a tackle against Mississippi State ... Posted a tackle for loss of three yards against Clemson ... Saw playing time against FAU, at South Carolina and at Arkansas ... Saw action in win over Florida ... One tackle at LSU.

BLACKSON'S CAREER DEFENSIVE STATS

| YEAR | G/GS | TT | UT | AT | TFL-YDS | QBS-YDS | FF/FR | PD | I/YDS |
|------|------|----|----|----|---------|---------|-------|----|-------|
| 2011 | 8/0 | 5 | 2 | 3 | 1.5-3 | 0.0-0 | 0/0 | 0 | 0-0 |


BLACKSON'S CAREER GAME HIGH STATS

| | No. | Opponent | Date |
|---------|-----|------------|---------|
| Tackles | 3 | Utah State | 9/3/11 |
| TFL | 1.0 | at Clemson | 9/17/11 |

BLACKSON'S GAME-BY-GAME DEFENSIVE STATS

| DATE | OPPONENT | TT | UT | AT | TFL-YDS | QBS-YDS |
|----------|-------------------|----|----|----|---------|---------|
| 9/3/11 | UTAH STATE | 1 | 2 | 3 | 0.5-0 | 0-0 |
| 9/10/11 | MISSISSIPPI STATE | 0 | 0 | 0 | 0.0-0 | 0-0 |
| 9/17/11 | at Clemson | 1 | 1 | 0 | 1.0-3 | 0-0 |
| 9/24/11 | FLORIDA ATLANTIC | 0 | 0 | 0 | 0.0-0 | 0-0 |
| 10/1/11 | at South Carolina | 0 | 0 | 0 | 0.0-0 | 0-0 |
| 10/8/11 | at Arkansas | 0 | 0 | 0 | 0.0-0 | 0-0 |
| 10/15/11 | FLORIDA | 0 | 0 | 0 | 0.0-0 | 0-0 |
| 10/22/11 | at LSU | 1 | 0 | 1 | 0.0-0 | 0-0 |

The Players



**EMORY
BLAKE**

**#80
WR**

6-2 • 197 • Jr. • 2L
Austin, Texas (Stephen F. Austin)
Liberal Arts

CAREER — Set AU record for longest play from scrimmage along with QB Cam Newton on a 94-yard catch and run for a TD vs. ULM (10/2/10) ... Two 100-yard receiving games in his career ... Needs 47 yards for 1,000 in his career.

2011 — SEC Coaches Pre-Season Second Team ... Biletnikoff Award Watch List ... Phil Steele Midseason All-SEC Third Team ... With his TD against FAU, Blake had a TD reception in seven straight games dating back to 2010 ... Second longest streak in Auburn history (8, Terry Beasley, 1971) ... Blake's 12 receiving touchdowns tie him for eighth all-time at Auburn ... Led Auburn with 95 receiving yards on three receptions with one touchdown in the opener against Utah State ... Had a long reception of 56 yards ... Set career highs with seven receptions and 108 receiving yards against Mississippi State ... Scored on a 46-yard pass from Barrett Trotter ... Hauled in a 36-yard touchdown on his lone catch against Clemson ... Grabbed five balls for 78 yards and a score against FAU ... Three receptions for 16 yards at South Carolina ... Did not play at Arkansas and at LSU ... Saw very limited duty against Florida ... Ranks 9th in the SEC in receiving yards per game (55.5).

BLAKE'S CAREER RECEIVING STATS

| YEAR | G/GS | NO | YDS | AVG | TD | LP/OPPONENT |
|---------------|--------------|-----------|------------|-------------|-----------|---------------|
| 2009 | 11/1 | 9 | 66 | 7.3 | 0 | 16/LSU |
| 2010 | 14/6 | 33 | 554 | 16.8 | 8 | 94/ULM |
| 2011 | 6/3 | 19 | 333 | 17.5 | 4 | 56/USU |
| Totals | 31/10 | 61 | 953 | 15.6 | 12 | 94/ULM |

BLAKE'S CAREER GAME HIGH STATS


| | No. | Opponent | Date |
|-----------------|-----|------------------------|---------|
| Receptions | 7 | Mississippi State | 9/10/11 |
| Receiving Yards | 108 | Mississippi State | 9/10/11 |
| TDs | 1 | 12x (last vs. Clemson) | 9/17/11 |

BLAKE'S GAME-BY-GAME RECEIVING STATS

| DATE | OPPONENT | REC | YDS | AVG | TD | TD REC |
|----------|------------------------|-----|-----|--------------|----|--------|
| 9/5/09 | LOUISIANA TECH | 0 | 0 | 0.0 | 0 | -- |
| 9/12/09 | MISSISSIPPI STATE | | | DID NOT PLAY | | |
| 9/19/09 | WEST VIRGINIA | | | DID NOT PLAY | | |
| 9/26/09 | BALL STATE | 0 | 0 | 0.0 | 0 | -- |
| 10/3/09 | at Tennessee | 0 | 0 | 0.0 | 0 | -- |
| 10/10/09 | at Arkansas | 0 | 0 | 0.0 | 0 | -- |
| 10/17/09 | KENTUCKY | 0 | 0 | 0.0 | 0 | -- |
| 10/24/09 | at LSU | 1 | 16 | 16.0 | 0 | -- |
| 10/31/09 | OLE MISS | 0 | 0 | 0.0 | 0 | -- |
| 11/7/09 | FURMAN | 5 | 32 | 7.8 | 0 | -- |
| 11/14/09 | at Georgia | 1 | 8 | 8.0 | 0 | -- |
| 11/27/09 | ALABAMA | 1 | 7 | 7.0 | 0 | -- |
| 1/1/10 | Northwestern (Outback) | 1 | 3 | 3.0 | 0 | -- |

| DATE | OPPONENT | REC | YDS | AVG | TD | TD REC |
|----------|------------------------|-----|-----|------|----|--------|
| 9/4/10 | ARKANSAS STATE | 0 | 0 | 0.0 | 0 | -- |
| 9/9/10 | * at Mississippi State | 2 | 39 | 19.5 | 1 | 39 |
| 9/18/10 | * CLEMSON | 0 | 0 | 0.0 | 0 | -- |
| 9/25/10 | SOUTH CAROLINA | 3 | 33 | 11.0 | 1 | 12 |
| 10/2/10 | LOUISIANA-MONROE | 2 | 101 | 50.5 | 1 | 94 |
| 10/9/10 | at Kentucky | 0 | 0 | 0.0 | 0 | -- |
| 10/16/10 | * ARKANSAS | 2 | 28 | 19.0 | 1 | 15 |
| 10/23/10 | LSU | 0 | 0 | 0.0 | 0 | -- |
| 10/30/10 | * at Ole Miss | 6 | 88 | 14.7 | 0 | -- |
| 11/6/10 | * CHATTANOOGA | 3 | 45 | 15.0 | 1 | 20 |
| 11/13/10 | GEORGIA | 3 | 64 | 21.3 | 0 | -- |
| 11/26/10 | at Alabama | 3 | 39 | 13.0 | 1 | 36 |
| 12/4/10 | South Carolina (SECCG) | 5 | 63 | 12.6 | 1 | 7 |
| 1/10/11 | Oregon (BCSNCG) | 4 | 54 | 13.5 | 1 | 30 |

| DATE | OPPONENT | REC | YDS | AVG | TD | TD REC |
|----------|---------------------|-----|-----|--------------|----|--------|
| 9/3/11 | UTAH STATE | 3 | 95 | 31.7 | 1 | 56 |
| 9/10/11 | * MISSISSIPPI STATE | 7 | 108 | 15.4 | 1 | 46 |
| 9/17/11 | * at Clemson | 1 | 36 | 36.0 | 1 | 36 |
| 9/24/11 | * Florida Atlantic | 5 | 78 | 15.6 | 1 | 10 |
| 10/1/11 | at South Carolina | 3 | 16 | 5.3 | 0 | -- |
| 10/8/11 | at Arkansas | | | DID NOT PLAY | | |
| 10/15/11 | FLORIDA | 0 | 0 | 0.0 | 0 | -- |
| 10/22/11 | at LSU | | | DID NOT PLAY | | |




**JOEL
BONOMOLO**

**#91
DE**

6-2 • 240 • Jr. • RS
Metairie, La. (Fullerton CC/Archbishop Rummel HS)
Philosophy

2011 — Played in four games this season ... Saw first action of the season against Florida Atlantic ... Recorded one tackle on special teams ... Saw snaps on special teams against South Carolina, Arkansas and Florida ... Did not play at LSU.



**QUAN
BRAY**

**#4
WR**

5-10 • 185 • Fr. • HS
LaGrange, Ga. (Troup County)
Undecided

2011 — One of 21 players to make their debut for Auburn against Utah State ... Returned a pair of kicks for 55 yards in his first collegiate game ... Long return of 33 yards ... Saw time on the kick-off return team against Mississippi State ... Saw action on kick off return team against Clemson ... Also rushed one time for 8 yards ... Rushed four times with a net of -6 yards and grabbed one pass for no gain against Florida Atlantic ... Made his punt return debut against South Carolina ... Totaled 26 yards on three returns, including a season-high punt return for Auburn of 16 yards ... Also had one reception for six yards ... Returned three punts for 12 yards and grabbed one catch for three yards at Arkansas ... One punt return for 10 yards against Florida ... Had two receptions for 22 yard and rushed one time for eight yards at LSU ... Also returned 2 punts for a net of 2 yards in the loss.

BRAY'S CAREER RECEIVING STATS

| YEAR | G/GS | NO | YDS | AVG | TD | LP/OPPONENT |
|------|------|----|-----|-----|----|-------------|
| 2011 | 8/0 | 5 | 31 | 6.2 | 0 | 14/LSU |

BRAY'S CAREER KICK RETURN STATS

| YEAR | G/GS | NO | YDS | AVG | TD | LP/OPPONENT |
|------|------|----|-----|------|----|---------------|
| 2011 | 8/0 | 4 | 96 | 24.0 | 0 | 33/Utah State |

BRAY'S CAREER PUNT RETURN STATS

| YEAR | G/GS | NO | YDS | AVG | TD | LP/OPPONENT |
|------|------|----|-----|-----|----|------------------|
| 2011 | 8/0 | 9 | 50 | 5.6 | 0 | 16/SouthCarolina |

BRAY'S CAREER RUSHING STATS

| YEAR | G/GS | NO | YDS | AVG | TD | LP/OPPONENT |
|------|------|----|-----|-----|----|-------------------|
| 2011 | 8/0 | 6 | 10 | 1.7 | 0 | 8/Clemson and LSU |

The Players

BRAY'S GAME-BY-GAME RECEIVING STATS

| DATE | OPPONENT | REC | YDS | AVG | TD | TD REC |
|----------|-------------------|-----|-----|------|----|--------|
| 9/3/11 | UTAH STATE | 0 | 0 | 0.0 | 0 | -- |
| 9/10/11 | MISSISSIPPI STATE | 0 | 0 | 0.0 | 0 | -- |
| 9/17/11 | at Clemson | 0 | 0 | 0.0 | 0 | -- |
| 9/24/11 | FLORIDA ATLANTIC | 1 | 0 | 0.0 | 0 | -- |
| 10/1/11 | at South Carolina | 1 | 6 | 6.0 | 0 | -- |
| 10/8/11 | at Arkansas | 1 | 3 | 3.0 | 0 | -- |
| 10/15/11 | FLORIDA | 0 | 0 | 0.0 | 0 | -- |
| 10/22/11 | at LSU | 2 | 22 | 11.0 | 0 | -- |

BRAY'S GAME-BY-GAME RUSHING STATS

| DATE | OPPONENT | ATT | YDS | Avg. | TD | TD Runs |
|----------|-------------------|-----|-----|------|----|---------|
| 9/3/11 | UTAH STATE | 0 | 0 | 0.0 | 0 | -- |
| 9/10/11 | MISSISSIPPI STATE | 0 | 0 | 0.0 | 0 | -- |
| 9/17/11 | at Clemson | 1 | 8 | 8.0 | 0 | -- |
| 9/24/11 | Florida Atlantic | 4 | -6 | -1.5 | 0 | -- |
| 10/1/11 | at South Carolina | 0 | 0 | 0.0 | 0 | -- |
| 10/8/11 | at Arkansas | 0 | 0 | 0.0 | 0 | -- |
| 10/15/11 | FLORIDA | 0 | 0 | 0.0 | 0 | -- |
| 10/22/11 | at LSU | 1 | 8 | 8.0 | 0 | -- |

BRAY'S GAME-BY-GAME PUNT RETURN STATS

| DATE | OPPONENT | NO | YDS | AVG | TD | TD RET |
|----------|-------------------|----|-----|------|----|--------|
| 9/3/11 | UTAH STATE | 0 | 0 | 0.0 | 0 | -- |
| 9/10/11 | MISSISSIPPI STATE | 0 | 0 | 0.0 | 0 | -- |
| 9/17/11 | at Clemson | 0 | 0 | 0.0 | 0 | -- |
| 9/24/11 | FLORIDA ATLANTIC | 0 | 0 | 0.0 | 0 | -- |
| 10/1/11 | at South Carolina | 3 | 26 | 8.7 | 0 | -- |
| 10/8/11 | at Arkansas | 3 | 12 | 4.0 | 0 | -- |
| 10/15/11 | FLORIDA | 1 | 10 | 10.0 | 0 | -- |
| 10/22/11 | at LSU | 2 | 2 | 1.0 | 0 | -- |



BLAKE BURGESS #63 OL
 6-2 • 281 • So. • 1L
 Vestavia, Ala. (Vestavia Hills)
 Theatre

2011 — Saw time both at guard and on special teams in the opener against Utah State ... Saw time on special teams against Mississippi State ... Played on special teams at Clemson ... Played an expanded role in Auburn's win over FAU as he saw extended time on the offensive line in an eligible number ... Saw snaps on special teams against South Carolina, Arkansas, Florida and LSU.



QUINDARIUS CARR #9 WR
 6-1 • 185 • Sr. • 3L
 Huntsville, Ala. (Huntsville)
 Graduate

2011 — Made the start in the opener against Utah State, the fourth of his career ... Did not record a reception ... Made his second-straight start of the season against Mississippi State ... Made his third consecutive start of 2011 against Clemson ... Made his first reception of the season ... One reception for five yards against FAU ... Posted one catch for seven yards at South Carolina ... Totaled 13 yards on one reception at Arkansas ... One grab for 42 yards in win over Florida ... Was his third career reception of more than 40 yards ... Saw his streak of five-straight games with a catch end at LSU.

CARR'S CAREER RECEIVING STATS

| YEAR | G/GS | NO | YDS | AVG | TD | LP/OPPONENT |
|---------------|--------------|-----------|------------|-------------|----------|--------------------------|
| 2008 | 12/0 | 6 | 63 | 10.5 | 0 | 28/Mississippi State |
| 2009 | 13/2 | 2 | 78 | 39.0 | 1 | 46/Northwestern |
| 2010 | 14/1 | 3 | 103 | 34.3 | 2 | 48/Arkansas State |
| 2011 | 8/8 | 5 | 69 | 13.8 | 0 | 41/Florida |
| Totals | 48/11 | 16 | 313 | 19.5 | 3 | 48/Arkansas State |

CARR'S CAREER PUNT RETURN STATS

| YEAR | G/GS | NO | YDS | AVG | TD | LP/OPPONENT |
|------|------|----|-----|-----|----|-------------------|
| 2010 | 14/0 | 19 | 108 | 5.7 | 0 | 18/Arkansas State |

CARR'S GAME-BY-GAME RECEIVING STATS

| DATE | OPPONENT | REC | YDS | AVG | TD | TD REC |
|----------|----------------------|-----|-----|------|----|--------|
| 8/30/08 | LOUISIANA-MONROE | 1 | 6 | 6.0 | 0 | -- |
| 9/6/08 | SOUTHERN MISS | 1 | 8 | 8.0 | 0 | -- |
| 9/13/08 | at Mississippi State | 1 | 28 | 28.0 | 0 | -- |
| 9/20/08 | LSU | 0 | 0 | 0.0 | 0 | -- |
| 9/27/08 | TENNESSEE | 0 | 0 | 0.0 | 0 | -- |
| 10/4/08 | at Vanderbilt | 0 | 0 | 0.0 | 0 | -- |
| 10/11/08 | ARKANSAS | 0 | 0 | 0.0 | 0 | -- |
| 10/23/08 | at West Virginia | 1 | 7 | 7.0 | 0 | -- |
| 11/1/08 | at Ole Miss | 1 | 8 | 8.0 | 0 | -- |
| 11/8/08 | TENNESSEE-MARTIN | 1 | 6 | 6.0 | 0 | -- |
| 11/15/08 | GEORGIA | 0 | 0 | 0.0 | 0 | -- |
| 11/29/08 | at Alabama | 0 | 0 | 0.0 | 0 | -- |

| DATE | OPPONENT | REC | YDS | AVG | TD | TD REC |
|----------|--------------------------|-----|-----|------|----|--------|
| 9/5/09 | LOUISIANA TECH | 0 | 0 | 0.0 | 0 | -- |
| 9/12/09 | MISSISSIPPI STATE | 0 | 0 | 0.0 | 0 | -- |
| 9/19/09 | WEST VIRGINIA | 0 | 0 | 0.0 | 0 | -- |
| 9/26/09 | BALL STATE | 0 | 0 | 0.0 | 0 | -- |
| 10/3/09 | at Tennessee | 0 | 0 | 0.0 | 0 | -- |
| 10/10/09 | at Arkansas | 1 | 32 | 32.0 | 0 | -- |
| 10/17/09 | KENTUCKY | 0 | 0 | 0.0 | 0 | -- |
| 10/24/09 | at LSU | 0 | 0 | 0.0 | 0 | -- |
| 10/31/09 | OLE MISS | 0 | 0 | 0.0 | 0 | -- |
| 11/7/09 | FURMAN | 0 | 0 | 0.0 | 0 | -- |
| 11/14/09 | at Georgia | 0 | 0 | 0.0 | 0 | -- |
| 11/27/09 | * ALABAMA | 0 | 0 | 0.0 | 0 | -- |
| 1/1/10 | * Northwestern (Outback) | 1 | 46 | 46.0 | 1 | 46 |

| DATE | OPPONENT | REC | YDS | AVG | TD | TD REC |
|----------|------------------------|-----|-----|------|----|--------|
| 9/4/10 | ARKANSAS STATE | 2 | 87 | 43.5 | 1 | 48 |
| 9/9/10 | at Mississippi State | 0 | 0 | 0.0 | 0 | -- |
| 9/18/10 | CLEMSON | 0 | 0 | 0.0 | 0 | -- |
| 9/25/10 | SOUTH CAROLINA | 0 | 0 | 0.0 | 0 | -- |
| 10/2/10 | LOUISIANA-MONROE | 1 | 16 | 16.0 | 1 | 16 |
| 10/9/10 | at Kentucky | 0 | 0 | 0.0 | 0 | -- |
| 10/16/10 | ARKANSAS | 0 | 0 | 0.0 | 0 | -- |
| 10/23/10 | LSU | 0 | 0 | 0.0 | 0 | -- |
| 10/30/10 | at Ole Miss | 0 | 0 | 0.0 | 0 | -- |
| 11/6/10 | CHATTANOOGA | 0 | 0 | 0.0 | 0 | -- |
| 11/13/10 | GEORGIA | 0 | 0 | 0.0 | 0 | -- |
| 11/26/10 | * at Alabama | 0 | 0 | 0.0 | 0 | -- |
| 12/4/10 | South Carolina (SECCG) | 0 | 0 | 0.0 | 0 | -- |
| 1/10/11 | Oregon (BCSNCG) | 0 | 0 | 0.0 | 0 | -- |

| DATE | OPPONENT | REC | YDS | AVG | TD | TD REC |
|----------|---------------------|-----|-----|------|----|--------|
| 9/3/11 | * UTAH STATE | 0 | 0 | 0.0 | 0 | -- |
| 9/10/11 | * MISSISSIPPI STATE | 0 | 0 | 0.0 | 0 | -- |
| 9/17/11 | * at Clemson | 1 | 2 | 2.0 | 0 | -- |
| 9/24/11 | * FLORIDA ATLANTIC | 1 | 5 | 5.0 | 0 | -- |
| 10/1/11 | * at South Carolina | 1 | 7 | 7.0 | 0 | -- |
| 10/8/11 | * at Arkansas | 1 | 13 | 13.0 | 0 | -- |
| 10/15/11 | * FLORIDA | 1 | 41 | 41.0 | 0 | -- |
| 10/22/11 | * at LSU | 0 | 0 | 0.0 | 0 | -- |

The Players

CARR'S GAME-BY-GAME PUNT RETURN STATS

| DATE | OPPONENT | NO | YDS | AVG | TD | TD RET |
|----------|------------------------|----|-----|------|----|--------|
| 9/4/10 | ARKANSAS STATE | 5 | 47 | 9.4 | 0 | -- |
| 9/9/10 | at Mississippi State | 2 | 11 | 5.5 | 0 | -- |
| 9/18/10 | CLEMSON | 2 | 6 | 3.0 | 0 | -- |
| 9/25/10 | SOUTH CAROLINA | 1 | 10 | 10.0 | 0 | -- |
| 10/2/10 | LOUISIANA-MONROE | 3 | 26 | 8.7 | 0 | -- |
| 10/9/10 | at Kentucky | 0 | 0 | 0.0 | 0 | -- |
| 10/16/10 | ARKANSAS | 1 | -5 | -5.0 | 0 | -- |
| 10/23/10 | LSU | 0 | 0 | 0.0 | 0 | -- |
| 10/30/10 | at Ole Miss | 1 | -2 | -2.0 | 0 | -- |
| 11/6/10 | CHATTANOOGA | 3 | 23 | 7.7 | 0 | -- |
| 11/13/10 | GEORGIA | 0 | 0 | 0.0 | 0 | -- |
| 11/26/10 | * at Alabama | 1 | -8 | -8.0 | 0 | -- |
| 12/4/10 | South Carolina (SECCG) | 0 | 0 | 0.0 | 0 | -- |
| 1/10/11 | Oregon (BCSNCG) | 0 | 0 | 0.0 | 0 | -- |



KENNETH CARTER #92 DT

6-4 • 290 • So. • 1L
Greenville, Ala. (Greenville)
Undecided

2011 — Made his first career start in the opener with Utah State ... Tallied five stops, include three solo tackles ... Got the start against Mississippi State and made four tackles ... Two stops at Clemson ... Made fourth-straight start in win over FAU ... Totaled two tackles and was in on a TFL at South Carolina ... Also credited with a QB hurry ... One tackle at Arkansas ... One tackle and one QB hurry in win over Florida ... Tallied one stop at LSU.

CARTER'S CAREER DEFENSIVE STATS

| YEAR | G/GS | TT | UT | AT | TFL-YDS | QBS-YDS | FF/FR | PD | I/YDS |
|---------------|-------------|-----------|-----------|----------|--------------|--------------|------------|----------|------------|
| 2010 | 8/0 | 6 | 5 | 1 | 1.0-5 | 0.0-0 | 0/1 | 0 | 0/0 |
| 2011 | 8/8 | 16 | 8 | 8 | 0.5-0 | 0.0-0 | 0/0 | 0 | 0/0 |
| Totals | 16/8 | 22 | 13 | 9 | 1.5-5 | 0.0-0 | 0/1 | 0 | 0/0 |

CARTER'S CAREER GAME HIGH STATS

| | No. | Opponent | Date |
|---------|-----|------------|---------|
| Tackles | 5 | Utah State | 9/3/11 |
| TFL | 1.0 | Kentucky | 10/2/10 |

CARTER'S GAME-BY-GAME DEFENSIVE STATS

| DATE | OPPONENT | TT | UT | AT | TFL-YDS | QBS-YDS |
|----------|------------------------|----|----|----|--------------|---------|
| 9/4/10 | ARKANSAS STATE | 3 | 2 | 1 | 0.0-0 | 0.0-0 |
| 9/9/10 | at Mississippi State | 0 | 0 | 0 | 0.0-0 | 0.0-0 |
| 9/18/10 | CLEMSON | | | | DID NOT PLAY | |
| 9/25/10 | SOUTH CAROLINA | | | | DID NOT PLAY | |
| 10/2/10 | LOUISIANA-MONROE | 2 | 2 | 0 | 1.0-5 | 0.0-0 |
| 10/9/10 | at Kentucky | | | | DID NOT PLAY | |
| 10/16/10 | ARKANSAS | | | | DID NOT PLAY | |
| 10/23/10 | LSU | | | | DID NOT PLAY | |
| 10/30/10 | at Ole Miss | 0 | 0 | 0 | 0.0-0 | 0.0-0 |
| 11/6/10 | CHATTANOOGA | 1 | 1 | 0 | 0.0-0 | 0.0-0 |
| 11/13/10 | GEORGIA | | | | DID NOT PLAY | |
| 11/26/10 | at Alabama | 0 | 0 | 0 | 0.0-0 | 0.0-0 |
| 12/4/10 | South Carolina (SECCG) | 0 | 0 | 0 | 0.0-0 | 0.0-0 |
| 1/10/11 | Oregon (BCSNCG) | 0 | 0 | 0 | 0.0-0 | 0.0-0 |

| DATE | OPPONENT | TT | UT | AT | TFL-YDS | QBS-YDS |
|----------|---------------------|----|----|----|---------|---------|
| 9/3/11 | * UTAH STATE | 5 | 3 | 2 | 0.0-0 | 0.0-0 |
| 9/10/11 | * MISSISSIPPI STATE | 4 | 3 | 1 | 0.0-0 | 0.0-0 |
| 9/17/11 | * at Clemson | 2 | 0 | 2 | 0.0-0 | 0.0-0 |
| 9/24/11 | * FLORIDA ATLANTIC | 0 | 0 | 0 | 0.0-0 | 0.0-0 |
| 10/1/11 | * at South Carolina | 2 | 1 | 1 | 0.5-0 | 0.0-0 |
| 10/8/11 | * at Arkansas | 1 | 0 | 1 | 0.0-0 | 0.0-0 |
| 10/15/11 | * FLORIDA | 1 | 1 | 0 | 0.0-0 | 0.0-0 |
| 10/22/11 | * at LSU | 1 | 0 | 1 | 0.0-0 | 0.0-0 |



STEVEN CLARK #30 P

6-5 • 226 • So. • 1L
Kansas City, Mo. (Park Hill)
Health Promotion

2011 — Ranks 50th nationally and 6th in the SEC in punting average (41.2) ... Punted four times for an average of 43.5 yards against Utah State, including a 48 yarder ... Pinned one inside the 20-yard line ... Punted six times for 274 yards against Mississippi State for a 45.7 yard average... Pinned four inside the 20 ... First Auburn punter since Kody Bliss vs. LSU in 2004 to have four punts inside the 20 yard line in SEC play ... Two punts of 50-plus yards vs. MSU, including career-long 58-yarder ... Punted six times for an average of 41.3 at Clemson ... Long punt of 51 yards ... Pinned four at Clemson inside the 20 ... Three punts with an average of 46.3 yards and a long of 51 yards against FAU ... Punted seven times for an average of 37.9, including five punts inside the 20, all of which were inside the 12-yard line, with two inside the 5-yard line ... Played a key role in the Tigers' win which was a game dictated by field position ... Five of his last six punts were inside the 20 ... After Clark punts, USC's averaging starting field position was the USC 16 as its possessions started at the 38, 4, 1, 11, 12 and 12 yard lines ... First AU punter with five punts inside the 20 since Jaret Holmes had five at Arkansas in 1997 ... Named SEC Special Teams Player of the Week for his efforts against South Carolina (10/3)...Career-high nine punts at Arkansas with six inside the 20 and three inside the 10 ... Tied his career high with nine punts in win over Florida ... Earned his second SEC Special Teams Player of the Week award for his efforts against the Gators ... Punted seven times for an average of 35.1 yards per punt with a long of 52 yards at LSU ... Three punts downed inside the 20 against the Tigers ... Leads the SEC and is second in FBS with 25 punts inside the 20.

CLARK'S CAREER PUNTING STATS

| YEAR | G | NO | YDS | AVG | IN20 | LP/OPPONENT |
|---------------|-----------|-----------|-------------|-------------|-----------|---------------|
| 2010 | 5 | 9 | 314 | 34.9 | 2 | 42/LSU |
| 2011 | 8 | 52 | 2098 | 40.3 | 25 | 58/MSU |
| Totals | 13 | 61 | 2412 | 39.5 | 27 | 58/MSU |

CLARK'S GAME-BY-GAME PUNTING STATS

| DATE | OPPONENT | NO | YDS | AVG | IN20 | Long |
|----------|------------------------|----|-----|------|--------------|------|
| 9/4/10 | ARKANSAS STATE | | | | DID NOT PLAY | |
| 9/9/10 | at Mississippi State | | | | DID NOT PLAY | |
| 9/18/10 | CLEMSON | | | | DID NOT PLAY | |
| 9/25/10 | SOUTH CAROLINA | | | | DID NOT PLAY | |
| 10/2/10 | LOUISIANA-MONROE | | | | DID NOT PLAY | |
| 10/9/10 | at Kentucky | 2 | 68 | 34.0 | 0 | 36 |
| 10/16/10 | ARKANSAS | 2 | 79 | 39.5 | 0 | 40 |
| 10/23/10 | LSU | 3 | 112 | 37.3 | 1 | 42 |
| 10/30/10 | at Ole Miss | 1 | 36 | 36.0 | 1 | 36 |
| 11/6/10 | CHATTANOOGA | 1 | 19 | 19.0 | 0 | 19 |
| 11/13/10 | GEORGIA | | | | DID NOT PLAY | |
| 11/26/10 | at Alabama | | | | DID NOT PLAY | |
| 12/4/10 | South Carolina (SECCG) | | | | DID NOT PLAY | |
| 1/10/11 | Oregon (BCSNCG) | | | | DID NOT PLAY | |

| DATE | OPPONENT | NO | YDS | AVG | IN20 | Long |
|----------|-------------------|----|-----|------|------|------|
| 9/3/11 | UTAH STATE | 4 | 174 | 43.5 | 1 | 48 |
| 9/10/11 | MISSISSIPPI STATE | 6 | 274 | 45.7 | 4 | 58 |
| 9/17/11 | at Clemson | 6 | 248 | 41.3 | 4 | 51 |
| 9/24/11 | FLORIDA ATLANTIC | 3 | 139 | 46.3 | 0 | 51 |
| 10/1/11 | at South Carolina | 7 | 265 | 37.9 | 5 | 46 |
| 10/8/11 | at Arkansas | 9 | 360 | 40.0 | 6 | 54 |
| 10/15/11 | FLORIDA | 9 | 353 | 39.2 | 2 | 50 |
| 10/22/11 | at LSU | 7 | 246 | 35.1 | 3 | 52 |

The Players



**DREW
COLE** #20
DB

5-11 • 190 • Sr. • 3L
Picayune, Miss. (HS)
Finance

2011 — Saw his first action of the season on special teams at LSU ... Did not record a tackle.

COLE'S CAREER DEFENSIVE STATS

| YEAR | G/GS | TT | UT | AT | TFL-YDS | QBS-YDS | FF/FR | PD | I/YDS |
|---------------|-------------|-----------|----------|----------|--------------|--------------|------------|----------|------------|
| 2008 | 11/0 | 3 | 1 | 2 | 0.0-0 | 0.0-0 | 0/0 | 0 | 0-0 |
| 2009 | 4/0 | 3 | 2 | 1 | 0.0-0 | 0.0-0 | 0/0 | 0 | 0-0 |
| 2010 | 10/0 | 6 | 6 | 0 | 0.0-0 | 0.0-0 | 0/0 | 0 | 0-0 |
| 2011 | 1/0 | 0 | 0 | 0 | 0.0-0 | 0.0-0 | 0/0 | 0 | 0-0 |
| Totals | 26/0 | 12 | 9 | 3 | 0.0-0 | 0.0-0 | 0/0 | 0 | 0-0 |

COLE'S GAME-BY-GAME DEFENSIVE STATS

| DATE | OPPONENT | TT | UT | AT | TFL-YDS | QBS-YDS |
|----------|-------------------|--------------|----|----|---------|---------|
| 8/30/08 | LOUISIANA-MONROE | 2 | 0 | 2 | 0.0-0 | 0.0-0 |
| 9/6/08 | SOUTHERN MISS | 1 | 1 | 0 | 0.0-0 | 0.0-0 |
| 9/13/08 | MISSISSIPPI STATE | 0 | 0 | 0 | 0.0-0 | 0.0-0 |
| 9/20/08 | LSU | 0 | 0 | 0 | 0.0-0 | 0.0-0 |
| 9/27/08 | TENNESSEE | DID NOT PLAY | | | | |
| 10/4/08 | at Vanderbilt | 0 | 0 | 0 | 0.0-0 | 0.0-0 |
| 10/11/08 | ARKANSAS | 0 | 0 | 0 | 0.0-0 | 0.0-0 |
| 10/23/08 | at West Virginia | 0 | 0 | 0 | 0.0-0 | 0.0-0 |
| 11/1/08 | at Ole Miss | 0 | 0 | 0 | 0.0-0 | 0.0-0 |
| 11/8/08 | TENNESSEE-MARTIN | 0 | 0 | 0 | 0.0-0 | 0.0-0 |
| 11/15/08 | GEORGIA | 0 | 0 | 0 | 0.0-0 | 0.0-0 |
| 11/29/08 | at Alabama | 0 | 0 | 0 | 0.0-0 | 0.0-0 |

| DATE | OPPONENT | TT | UT | AT | TFL-YDS | QBS-YDS |
|----------|------------------------|--------------|----|----|---------|---------|
| 9/5/09 | LOUISIANA TECH | 2 | 1 | 1 | 0.0-0 | 0.0-0 |
| 9/12/09 | MISSISSIPPI STATE | 0 | 0 | 0 | 0.0-0 | 0.0-0 |
| 9/19/09 | WEST VIRGINIA | DID NOT PLAY | | | | |
| 9/26/09 | BALL STATE | DID NOT PLAY | | | | |
| 10/3/09 | at Tennessee | DID NOT PLAY | | | | |
| 10/10/09 | at Arkansas | DID NOT PLAY | | | | |
| 10/17/09 | KENTUCKY | DID NOT PLAY | | | | |
| 10/24/09 | at LSU | DID NOT PLAY | | | | |
| 10/31/09 | OLE MISS | DID NOT PLAY | | | | |
| 11/7/09 | FURMAN | DID NOT PLAY | | | | |
| 11/14/09 | at Georgia | DID NOT PLAY | | | | |
| 11/27/09 | ALABAMA | 0 | 0 | 0 | 0.0-0 | 0.0-0 |
| 1/1/10 | Northwestern (Outback) | 1 | 1 | 0 | 0.0-0 | 0.0-0 |

| DATE | OPPONENT | TT | UT | AT | TFL-YDS | QBS-YDS |
|----------|------------------------|--------------|----|----|---------|---------|
| 9/4/10 | ARKANSAS STATE | 0 | 0 | 0 | 0.0-0 | 0.0-0 |
| 9/9/10 | at Mississippi State | 1 | 1 | 0 | 0.0-0 | 0.0-0 |
| 9/18/10 | CLEMSON | 1 | 1 | 0 | 0.0-0 | 0.0-0 |
| 9/25/10 | SOUTH CAROLINA | DID NOT PLAY | | | | |
| 10/2/10 | LOUISIANA-MONROE | 1 | 1 | 0 | 0.0-0 | 0.0-0 |
| 10/9/10 | at Kentucky | 0 | 0 | 0 | 0.0-0 | 0.0-0 |
| 10/16/10 | ARKANSAS | 0 | 0 | 0 | 0.0-0 | 0.0-0 |
| 10/23/10 | LSU | 0 | 0 | 0 | 0.0-0 | 0.0-0 |
| 10/30/10 | at Ole Miss | 0 | 0 | 0 | 0.0-0 | 0.0-0 |
| 11/6/10 | CHATTANOOGA | 3 | 3 | 0 | 0.0-0 | 0.0-0 |
| 11/13/10 | GEORGIA | DID NOT PLAY | | | | |
| 11/26/10 | at Alabama | DID NOT PLAY | | | | |
| 12/4/10 | South Carolina (SECCG) | 0 | 0 | 0 | 0.0-0 | 0.0-0 |
| 1/10/11 | Oregon (BCSNCG) | DID NOT PLAY | | | | |

| DATE | OPPONENT | TT | UT | AT | TFL-YDS | QBS-YDS |
|----------|-------------------|----|----|----|--------------|---------|
| 9/3/11 | UTAH STATE | | | | DID NOT PLAY | |
| 9/10/11 | MISSISSIPPI STATE | | | | DID NOT PLAY | |
| 9/17/11 | at Clemson | | | | DID NOT PLAY | |
| 9/24/11 | FLORIDA ATLANTIC | | | | DID NOT PLAY | |
| 10/1/11 | at South Carolina | | | | DID NOT PLAY | |
| 10/8/11 | at Arkansas | | | | DID NOT PLAY | |
| 10/15/11 | FLORIDA | | | | DID NOT PLAY | |
| 10/22/11 | at LSU | 0 | 0 | 0 | 0-0 | 0-0 |




**JARED
COOPER** #79
OL

6-4 • 296 • Sr. • 2L
Brewton, Ala. (W.S. Neal)
History in Education

CAREER — Played in 39 games, making six starts.

2011 — Made his first career start against Utah State at left guard ... Made his second consecutive start at left guard against Mississippi State ... Earned his third-straight start at left guard against Clemson ... Starter at left guard against FAU ... Started against South Carolina and was part of offensive line that paved the way for Michael Dyer to tie an Auburn record with 41 carries in the win ... Made the start at left guard against Arkansas ... Out for the season with a foot injury suffered at Arkansas.



**CHRIS
DAVIS** #11
CB

5-10 • 188 • So. • 1L
Birmingham, Ala. (Woodlawn)
Pre-Business

2011 — Made his first career start against Utah State ... Tallied six tackles ... Career-high seven tackles against Mississippi State, including three stops on game-saving final drive ... also had a pass break-up ... Four tackles at Clemson ... Did not play against FAU or South Carolina ... Returned to lineup against Arkansas and totaled four tackles ... Started against Florida and recorded five tackles and one breakup ... Tied career high with seven tackles at LSU.

DAVIS' CAREER DEFENSIVE STATS

| YEAR | G/GS | TT | UT | AT | TFL-YDS | QBS-YDS | FF/FR | PD | I/YDS |
|---------------|-------------|-----------|-----------|-----------|--------------|--------------|------------|----------|------------|
| 2010 | 14/0 | 19 | 14 | 5 | 0.0-0 | 0.0-0 | 0/0 | 3 | 0/0 |
| 2011 | 6/6 | 33 | 18 | 15 | 0.0-0 | 0.0-0 | 0/0 | 2 | 0/0 |
| Totals | 20/6 | 52 | 32 | 20 | 0.0-0 | 0.0-0 | 0/0 | 5 | 0/0 |

DAVIS' CAREER GAME HIGH STATS


| | No. | Opponent | Date |
|-------------|-----|------------------|----------|
| Tackles | 7 | 2x (last at LSU) | 10/22/11 |
| Deflections | 2 | Chattanooga | 11/6/10 |

The Players

DAVIS' GAME-BY-GAME DEFENSIVE STATS

| DATE | OPPONENT | TT | UT | AT | PD | INT-YDS |
|----------|------------------------|----|----|----|----|---------|
| 9/4/10 | ARKANSAS STATE | 2 | 2 | 0 | 0 | 0-0 |
| 9/9/10 | at Mississippi State | 1 | 1 | 0 | 0 | 0-0 |
| 9/18/10 | CLEMSON | 1 | 1 | 0 | 0 | 0-0 |
| 9/25/10 | SOUTH CAROLINA | 0 | 0 | 0 | 0 | 0-0 |
| 10/2/10 | LOUISIANA-MONROE | 3 | 2 | 1 | 0 | 0-0 |
| 10/9/10 | at Kentucky | 3 | 0 | 3 | 0 | 0-0 |
| 10/16/10 | ARKANSAS | 0 | 0 | 0 | 0 | 0-0 |
| 10/23/10 | LSU | 3 | 3 | 0 | 1 | 0-0 |
| 10/30/10 | at Ole Miss | 2 | 2 | 0 | 0 | 0-0 |
| 11/6/10 | CHATTANOOGA | 3 | 2 | 1 | 2 | 0-0 |
| 11/13/10 | GEORGIA | 0 | 0 | 0 | 0 | 0-0 |
| 11/26/10 | at Alabama | 0 | 0 | 0 | 0 | 0-0 |
| 12/4/10 | South Carolina (SECCG) | 1 | 1 | 0 | 0 | 0-0 |
| 1/10/11 | Oregon (BCSNCG) | 0 | 0 | 0 | 0 | 0-0 |


| DATE | OPPONENT | TT | UT | AT | PD | INT-YDS |
|----------|---------------------|----|----|--------------|----|---------|
| 9/3/11 | * UTAH STATE | 6 | 3 | 3 | 0 | 0-0 |
| 9/10/11 | * MISSISSIPPI STATE | 7 | 5 | 2 | 1 | 0-0 |
| 9/17/11 | * at Clemson | 4 | 4 | 0 | 0 | 0-0 |
| 9/24/11 | FLORIDA ATLANTIC | | | DID NOT PLAY | | |
| 10/1/11 | at South Carolina | | | DID NOT PLAY | | |
| 10/8/11 | * at Arkansas | 4 | 0 | 4 | 0 | 0-0 |
| 10/15/11 | * FLORIDA | 5 | 5 | 0 | 1 | 0-0 |
| 10/22/11 | * at LSU | 7 | 1 | 6 | 0 | 0-0 |



JAYLON DENSON #89
WR

6-3 • 197 • Fr. • HS
Hoover, Ala. (Hoover)
Undecided


2011 — Saw action on special teams against Clemson ... Saw snaps against Florida Atlantic ... Saw playing time against South Carolina, Florida and LSU.



REESE DISMUKES #50
C

6-3 • 285 • Fr. • HS
Spanish Fort, Ala. (Spanish Fort)
Undecided

2011 — Started at center in his first collegiate game against Utah State ... First true freshman to start at center for Auburn since Ryan Pugh in 2007 ... Has been Auburn's starting center in all eight games this season.



MICHAEL DYER #5
RB

5-9 • 210 • So. • 1L
Little Rock, Ark. (Little Rock Christian)
Liberal Arts

CAREER — Has eight 100-yard rushing performances ... 16th in career rushing at Auburn with 1,905 yards ... 7th all-time at Auburn with an average of 5.59 yards per carry ... Named Offensive MVP of BCS National Championship Game after rushing for 143 yards, which is 10th-highest rushing total by a freshman in AU history ... Holds the AU freshman rushing record with 1,093 yards, eclipsing mark of 829 yards by Bo Jackson in 1982 ... Along with QB Cam Newton, became the second duo in AU history to each record 1,000-yard rushing performances in a single season (2010) ... In 1979, James Brooks (1,208) and Joe Cribbs (1,120) first accomplished the feat.

2011 — SEC Coaches Pre-Season Second Team ... Maxwell Award Watch List ... Doak Walker Award Watch List ... Sports Illustrated Preseason All-SEC Team ... Phil Steele Preseason All-SEC Second Team ... Phil Steel Midseason All-SEC Second team and Honorable Mention All-American ... Third in SEC and 21st nationally in rushing averaging 107.4 yards per game ... Carried the ball 14 times for 57 yards against Utah State ... Scored a pair of touchdowns, including the game winner from 1-yard out with 30 seconds remaining ... Also scored on an 11-yard run in the third quarter ... Ran for 157 yards and two scores on 18 carries against Mississippi State ... Averaged 8.3 yards per carry ... His 52-yard rush in the third quarter was a career long ... The game marked his fifth career 100-yd rushing performance ... Scored on rushes of 35 and 2 yards ... Became first player since Cam Newton in 2010 to rush for two scores in consecutive games with two against MSU ... His 150 yards against MSU rank as the second-highest total of his career behind 180-yard performance against Ole Miss in 2010 ... Ran for 151 yards on 16 carries and two touchdowns against Clemson ... Averaged 9.4 yards per carry while scoring on runs of 52 and 1 yard(s) ... The 52-yard touchdown scamper was the longest of his career at that time ... Rushed for 68 yards on 14 carries against FAU ... Tied an Auburn record and set a new career mark with 41 carries against South Carolina ... Totaled 141 yards with one score to lead the Tigers to the victory ... Also had his first reception of the season for six yards ... The 41 rushing attempts tied the school mark previously set by Carnell Williams in 2001 at Georgia and were the most by a SEC player since Williams in 2001 ... Dyer had 41 rushing attempts, while South Carolina ran 52 plays offensively ... Posted his fourth 100-yard rushing performance in five games with 112 yards on 21 carries at Arkansas ... Scored on a 55-yard run, the longest of his career, in his return to his home state ... With 62 rushing attempts in last two games, most rushes by an AU player over two-game span since Kenny Irons' 65 attempts against Georgia and Alabama in 2005 (282 yards, 3 TD) ... First AU player with three consecutive 100-yard rushing games in SEC play since Cam Newton in 2010 (four consecutive) ... Last AU runningback with 100-yard efforts in four consecutive SEC games was Ben Tate in 2009 (at Tennessee, at Arkansas, vs. Kentucky, vs. Ole Miss) ... Rushed for 73 yards on 23 carries in win over Florida ... Totaled 60 rushing yards on 12 carries at LSU ... Long rush was for 29 yards.

DYER'S CAREER RUSHING STATS

| YEAR | G/GS | NO | YDS | AVG | TD | LP/OPPONENT |
|---------------|--------------|------------|-------------|------------|-----------|---------------------|
| 2010 | 14/7 | 182 | 1093 | 6.0 | 5 | 38/Kentucky |
| 2011 | 8/3 | 159 | 812 | 5.1 | 8 | 55/Arkansas |
| Totals | 22/10 | 341 | 1905 | 5.6 | 13 | 55/ Arkansas |

DYER'S CAREER GAME HIGH STATS

| | No. | Opponent | Date |
|---------------|-----|----------------------|----------|
| Rush Attempts | 41 | at South Carolina | 10/1/11 |
| Rush Yards | 180 | Ole Miss | 10/30/10 |
| Rush TDs | 2 | 3x (last at Clemson) | 9/17/11 |

The Players

DYER'S GAME-BY-GAME RUSHING STATS


| DATE | OPPONENT | ATT | YDS | Avg. | TD | TD Runs |
|----------|--------------------------|-----|-----|------|----|---------|
| 9/4/10 | ARKANSAS STATE | 14 | 95 | 6.8 | 1 | 2 |
| 9/9/10 | at Mississippi State | 9 | 48 | 5.3 | 0 | -- |
| 9/18/10 | CLEMSON | 16 | 69 | 4.3 | 0 | -- |
| 9/25/10 | * SOUTH CAROLINA | 23 | 100 | 4.3 | 0 | -- |
| 10/2/10 | * LOUISIANA-MONROE | 7 | 22 | 3.1 | 1 | 3 |
| 10/9/10 | at Kentucky | 9 | 56 | 6.2 | 0 | -- |
| 10/16/10 | ARKANSAS | 6 | 53 | 8.8 | 1 | 38 |
| 10/23/10 | * LSU | 15 | 100 | 6.7 | 0 | -- |
| 10/30/10 | at Ole Miss | 21 | 180 | 8.6 | 1 | 30 |
| 11/6/10 | * CHATTANOOGA | 4 | 76 | 19.0 | 1 | 37 |
| 11/13/10 | * GEORGIA | 13 | 60 | 4.6 | 0 | -- |
| 11/26/10 | * at Alabama | 9 | 27 | 3.0 | 0 | -- |
| 12/4/10 | * South Carolina (SECCG) | 14 | 64 | 4.6 | 0 | -- |
| 1/10/11 | Oregon (BCSNCG) | 22 | 143 | 6.5 | 0 | -- |

| DATE | OPPONENT | ATT | YDS | Avg. | TD | TD Runs |
|----------|---------------------|-----|-----|------|----|---------|
| 9/3/11 | UTAH STATE | 14 | 57 | 4.1 | 2 | 11, 1 |
| 9/10/11 | MISSISSIPPI STATE | 18 | 150 | 8.3 | 2 | 35, 2 |
| 9/17/11 | at Clemson | 16 | 151 | 9.4 | 2 | 52, 1 |
| 9/24/11 | FLORIDA ATLANTIC | 14 | 68 | 4.9 | 0 | -- |
| 10/1/11 | * at South Carolina | 41 | 141 | 3.4 | 1 | 1 |
| 10/8/11 | * at Arkansas | 21 | 112 | 5.3 | 1 | 55 |
| 10/15/11 | * FLORIDA | 23 | 73 | 3.2 | 0 | -- |
| 10/22/11 | at LSU | 12 | 60 | 5.0 | 0 | -- |

EGUAE'S GAME-BY-GAME DEFENSIVE STATS

| DATE | OPPONENT | TT | UT | AT | TFL-YDS | QBS-YDS |
|----------|--------------------------|----|----|----|---------|---------|
| 9/4/10 | ARKANSAS STATE | 2 | 1 | 1 | 0.5-0 | 0-0 |
| 9/9/10 | at Mississippi State | 0 | 0 | 0 | 0.5-0 | 0.5-0 |
| 9/18/10 | CLEMSON | 1 | 1 | 0 | 0.0-0 | 0.0-0 |
| 9/25/10 | * SOUTH CAROLINA | 5 | 3 | 2 | 1.5-4 | 0.5-2 |
| 10/2/10 | * LOUISIANA-MONROE | 1 | 0 | 1 | 0.0-0 | 0.0-0 |
| 10/9/10 | * at Kentucky | 1 | 0 | 1 | 0.0-0 | 0.0-0 |
| 10/16/10 | * ARKANSAS | 1 | 1 | 0 | 0.0-0 | 0.0-0 |
| 10/23/10 | * LSU | 1 | 0 | 1 | 0.0-0 | 0.0-0 |
| 10/30/10 | * at Ole Miss | 0 | 0 | 0 | 0.0-0 | 0.0-0 |
| 11/6/10 | * CHATTANOOGA | 0 | 0 | 0 | 0.0-0 | 0.0-0 |
| 11/13/10 | * GEORGIA | 2 | 2 | 0 | 2.0-14 | 2.0-14 |
| 11/26/10 | * at Alabama | 0 | 0 | 0 | 0.0-0 | 0.0-0 |
| 12/4/10 | * South Carolina (SECCG) | 4 | 2 | 2 | 2.5-8 | 1.0-6 |
| 1/10/11 | * Oregon (BCSNCG) | 4 | 4 | 0 | 1.0-2 | 0.0-0 |

| DATE | OPPONENT | TT | UT | AT | TFL-YDS | QBS-YDS |
|----------|---------------------|----|----|----|---------|---------|
| 9/3/11 | * UTAH STATE | 3 | 0 | 3 | 1.5-1 | 0.0-0 |
| 9/10/11 | * MISSISSIPPI STATE | 9 | 6 | 3 | 0.5-2 | 0.0-0 |
| 9/17/11 | * at Clemson | 5 | 5 | 0 | 1.0-1 | 0.0-0 |
| 9/24/11 | * FLORIDA ATLANTIC | 0 | 0 | 0 | 0.0-0 | 0.0-0 |
| 10/1/11 | * at South Carolina | 2 | 2 | 0 | 1.0-2 | 0.0-0 |
| 10/8/11 | * at Arkansas | 3 | 1 | 2 | 0.0-0 | 0.0-0 |
| 10/15/11 | * FLORIDA | 2 | 2 | 0 | 1.0-8 | 0.0-0 |
| 10/22/11 | * at LSU | 1 | 0 | 1 | 0.0-0 | 0.0-0 |



NOSA #94
EGUAE DL

6-3 • 258 • So. • 1L
Mansfield, Texas (Summit)
Liberal Arts


2011 — Second among Auburn defensive linemen with 25 tackles ... Started the season opener against Utah State and totaled three tackles ... Added 1.5 tackles for loss ... Credited with one QB hurry ... Set a career high with nine tackles against Mississippi State ... Also combined with Daren Bates on a tackle for loss and credited with two QB hurries ... Recorded five tackles against Clemson ... Also added one TFL for 1 yard ... Started at defensive end against FAU ... Recorded two tackles, including a tackle for loss in win over South Carolina ... Three tackles at Arkansas ... Totaled two tackles with one TFL against Florida ... Also credited with one deflection and four QB hurries against the Gators ... One tackle at LSU.

EGUAE'S CAREER DEFENSIVE STATS

| YEAR | G/GS | TT | UT | AT | TFL-YDS | QBS-YDS | FF/FR | PD | I/YDS |
|---------------|--------------|-----------|-----------|-----------|----------------|---------------|------------|----------|------------|
| 2010 | 14/11 | 22 | 14 | 8 | 7.5-28 | 3.5-22 | 0/0 | 0 | 0/0 |
| 2011 | 8/8 | 25 | 16 | 9 | 5.0-14 | 0.0-0 | 0/0 | 1 | 0/0 |
| Totals | 22/19 | 47 | 30 | 17 | 12.5-42 | 3.5-22 | 0/0 | 1 | 0/0 |

EGUAE'S CAREER GAME HIGH STATS

| No. | Opponent | Date | |
|------------------|----------|------------------------|----------|
| Tackles | 9 | Mississippi State | 9/10/11 |
| Tackles for loss | 2.5 | South Carolina (SECCG) | 12/4/10 |
| Sacks | 2.0 | Georgia | 11/13/10 |



JONATHAN #35
EVANS LB

5-11 • 232 • Jr. • 2L
Prichard, Ala. (Mattie T. Blount)
Philosophy

2011 — Made third career start in the season opener with Utah State ... Led the team with a career-best 14 tackles ... 14 stops were the most by an Auburn defender since Mike McNeil recorded 14 in the BCS National Championship Game against Oregon ... Tallied one tackle against Mississippi State ... Did not play against Clemson or FAU due to injury ... Returned against South Carolina and tallied one tackle after making the start ... Four tackles at Arkansas ... Recorded three tackles and one TFL in win over Florida ... Three tackles at LSU.

EVANS' CAREER DEFENSIVE STATS

| YEAR | G/GS | TT | UT | AT | TFL-YDS | QBS-YDS | FF/FR | PD | I/YDS |
|---------------|-------------|-----------|-----------|-----------|--------------|--------------|------------|----------|------------|
| 2009 | 13/1 | 28 | 21 | 7 | 0.5-1 | 0.0-0 | 0/0 | 0 | 0/0 |
| 2010 | 13/1 | 27 | 16 | 11 | 1.0-1 | 0.0-0 | 0/0 | 0 | 0/0 |
| 2011 | 6/5 | 26 | 13 | 13 | 1.0-1 | 0.0-0 | 0/0 | 0 | 0/0 |
| Totals | 32/7 | 81 | 50 | 31 | 2.5-3 | 0.0-0 | 0/0 | 0 | 0/0 |

EVANS' CAREER GAME HIGH STATS

| No. | Opponent | Date | |
|---------|----------|------------|--------|
| Tackles | 14 | Utah State | 9/3/11 |

EVANS' GAME-BY-GAME DEFENSIVE STATS

| DATE | OPPONENT | TT | UT | AT | TFL-YDS | QBS-YDS |
|----------|------------------------|----|----|----|---------|---------|
| 9/5/09 | LOUISIANA TECH | 1 | 0 | 1 | 0.0-0 | 0.0-0 |
| 9/12/09 | MISSISSIPPI STATE | 1 | 0 | 1 | 0.0-0 | 0.0-0 |
| 9/19/09 | WEST VIRGINIA | 0 | 0 | 0 | 0.0-0 | 0.0-0 |
| 9/26/09 | BALL STATE | 2 | 2 | 0 | 0.0-0 | 0.0-0 |
| 10/3/09 | at Tennessee | 2 | 2 | 0 | 0.0-0 | 0.0-0 |
| 10/10/09 | at Arkansas | 2 | 1 | 1 | 0.0-0 | 0.0-0 |
| 10/17/09 | KENTUCKY | 1 | 0 | 1 | 0.0-0 | 0.0-0 |
| 10/24/09 | at LSU | 1 | 0 | 1 | 0.0-0 | 0.0-0 |
| 10/31/09 | OLE MISS | 1 | 1 | 0 | 0.0-0 | 0.0-0 |
| 11/7/09 | FURMAN | 5 | 5 | 0 | 0.0-0 | 0.0-0 |
| 11/14/09 | at Georgia | 4 | 2 | 2 | 0.5-1 | 0.0-0 |
| 11/27/09 | * ALABAMA | 8 | 8 | 0 | 0.0-0 | 0.0-0 |
| 1/1/10 | Northwestern (Outback) | 0 | 0 | 0 | 0.0-0 | 0.0-0 |

The Players

| DATE | OPPONENT | TT | UT | AT | TFL-YDS | QBS-YDS |
|----------|------------------------|--------------|----|----|---------|---------|
| 9/4/10 | ARKANSAS STATE | 4 | 2 | 2 | 0.0-0 | 0.0-0 |
| 9/9/10 | at Mississippi State | 1 | 0 | 1 | 0.0-0 | 0.0-0 |
| 9/18/10 | CLEMSON | 0 | 0 | 0 | 0.0-0 | 0.0-0 |
| 9/25/10 | SOUTH CAROLINA | DID NOT PLAY | | | | |
| 10/2/10 | LOUISIANA-MONROE | 4 | 2 | 2 | 0.0-0 | 0.0-0 |
| 10/9/10 | at Kentucky | 3 | 2 | 1 | 0.0-0 | 0.0-0 |
| 10/16/10 | ARKANSAS | 4 | 3 | 1 | 0.0-0 | 0.0-0 |
| 10/23/10 | LSU | 3 | 2 | 1 | 0.5-1 | 0.0-0 |
| 10/30/10 | * at Ole Miss | 5 | 3 | 2 | 0.5-0 | 0.0-0 |
| 11/6/10 | CHATTANOOGA | 0 | 0 | 0 | 0.0-0 | 0.0-0 |
| 11/13/10 | GEORGIA | 2 | 2 | 0 | 0.0-0 | 0.0-0 |
| 11/26/10 | at Alabama | 0 | 0 | 0 | 0.0-0 | 0.0-0 |
| 12/4/10 | South Carolina (SECCG) | 1 | 0 | 1 | 0.0-0 | 0.0-0 |
| 1/10/11 | Oregon (BCSNCG) | 0 | 0 | 0 | 0.0-0 | 0.0-0 |

| DATE | OPPONENT | TT | UT | AT | TFL-YDS | QBS-YDS |
|----------|---------------------|--------------|----|----|---------|---------|
| 9/3/11 | * UTAH STATE | 7 | 7 | 14 | 0.0-0 | 0.0-0 |
| 9/10/11 | MISSISSIPPI STATE | 1 | 0 | 1 | 0.0-0 | 0.0-0 |
| 9/17/11 | at Clemson | DID NOT PLAY | | | | |
| 9/24/11 | FLORIDA ATLANTIC | DID NOT PLAY | | | | |
| 10/1/11 | * at South Carolina | 1 | 1 | 0 | 0.0-0 | 0.0-0 |
| 10/8/11 | * at Arkansas | 4 | 2 | 2 | 0.0-0 | 0.0-0 |
| 10/15/11 | * FLORIDA | 3 | 3 | 0 | 1.0-1 | 0.0-0 |
| 10/22/11 | * at LSU | 3 | 0 | 3 | 0.0-0 | 0.0-0 |

FLORENCE'S GAME-BY-GAME DEFENSIVE STATS

| DATE | OPPONENT | TT | UT | AT | TFL-YDS | INT-YDS |
|----------|-------------------|----|----|----|---------|---------|
| 9/3/11 | UTAH STATE | 1 | 0 | 1 | 0.0-0 | 0-0 |
| 9/10/11 | MISSISSIPPI STATE | 2 | 2 | 0 | 0.0-0 | 0-0 |
| 9/17/11 | at Clemson | 1 | 1 | 0 | 0.0-0 | 0-0 |
| 9/24/11 | FLORIDA ATLANTIC | 0 | 0 | 0 | 0.0-0 | 0-0 |
| 10/1/11 | at South Carolina | 1 | 1 | 0 | 0.0-0 | 0-0 |
| 10/8/11 | at Arkansas | 2 | 0 | 2 | 0.0-0 | 0-0 |
| 10/15/11 | FLORIDA | 0 | 0 | 0 | 0.0-0 | 0-0 |
| 10/22/11 | at LSU | 3 | 2 | 1 | 1.0-1 | 0-0 |



KIEHL #10
FRAZIER QB

6-2 • 220 • Fr. • HS
Springdale, Ark. (Shiloh Christian)
Undecided

2011 — Third on the team with 207 rushing yards ... Took one snap against Utah State, a trick play that resulted in a 25-yard completion from Clint Moseley to Onterio McCalebb ... Took one snap against Mississippi State in a specialty formation rushing for 3 yards on one carry ... The carry was the first of his Auburn career ... Rushed three times for 30 yards against FAU ... Also attempted the first pass of his career ... Rushed for career-best 48 yards on nine carries with a long of 22 against South Carolina ... Returning to the state of Arkansas for the first time, his 7-yard TD run with :02 left in the first quarter was the first touchdown of his career ... Earlier in the quarter, he completed his first career pass, a 14-yarder to Onterio McCalebb ... Finished the game with 13 carries for 54 yards and a seven-yard touchdown ... Completed one pass for no gain and rushed eight times for 41 yards in win over Florida ... Rushed for 31 yards on nine carries and completed 2-of-4 passes for 16 yards at LSU.

FRAZIER'S CAREER PASSING STATS

| YEAR | G/GS | CMP | ATT | PCT | YDS | INT | TD | LP/OPPONENT |
|------|------|-----|-----|------|-----|-----|----|---------------------|
| 2011 | 8/0 | 5 | 10 | 50.0 | 34 | 2 | 0 | 14/Arkansas and LSU |

FRAZIER'S CAREER RUSHING STATS

| YEAR | G/GS | NO | YDS | AVG | TD | LP/OPPONENT |
|------|------|----|-----|-----|----|-------------------|
| 2011 | 8/0 | 43 | 207 | 4.8 | 1 | 22/South Carolina |

FRAZIER'S CAREER GAME HIGH STATS

| | No. | Opponent | Date |
|---------------|-----|------------------|----------|
| Completions | 2 | 2x (last at LSU) | 10/22/11 |
| Pass Attempts | 4 | 2x (last at LSU) | 10/22/11 |
| Pass Yards | 18 | Arkansas | 10/22/11 |
| Pass TDs | 0 | -- | -- |
| | No. | Opponent | Date |
| Rush Attempts | 13 | Arkansas | 10/8/11 |
| Rush Yards | 54 | Arkansas | 10/8/11 |
| Rush TDs | 1 | Arkansas | 10/8/11 |

FRAZIER'S GAME-BY-GAME PASSING STATS

| DATE | OPPONENT | CMP | ATT | YDS | INT | TD | TD Pass |
|----------|-------------------|-----|-----|-----|-----|----|---------|
| 9/3/11 | UTAH STATE | 0 | 0 | 0 | 0 | 0 | -- |
| 9/10/11 | MISSISSIPPI STATE | 0 | 0 | 0 | 0 | 0 | -- |
| 9/17/11 | at Clemson | 0 | 0 | 0 | 0 | 0 | -- |
| 9/24/11 | FLORIDA ATLANTIC | 0 | 1 | 0 | 0 | 0 | -- |
| 10/1/11 | at South Carolina | 0 | 0 | 0 | 0 | 0 | -- |
| 10/8/11 | at Arkansas | 2 | 4 | 18 | 2 | 0 | -- |
| 10/15/11 | FLORIDA | 1 | 1 | 0 | 0 | 0 | -- |
| 10/22/11 | at LSU | 2 | 4 | 16 | 0 | 0 | -- |

TRENT FISHER #31 DB

6-1 • 186 • Fr. • RS
Nashville, Tenn. (Christian Presbyterian)
Political Science

2011 — Saw playing time on special teams in all eight games this season ... Suffered injury at LSU.

ERIQUE FLORENCE #14 DB

6-1 • 179 • Fr. • HS
Valley, Ala. (Valley)
Undecided

2011 — Recorded one tackle against Utah State ... Saw time at safety and on special teams against Mississippi State ... Registered two solo stops and a forced fumble against the Bulldogs ... One tackle at Clemson ... Saw snaps at safety against FAU ... Recorded one tackle at South Carolina ... Two tackles at Arkansas ... Saw action against Florida ... Totaled three tackles, including his first career sack at LSU.

FLORENCE'S CAREER DEFENSIVE STATS

| YEAR | G/GS | TT | UT | AT | TFL-YDS | QBS-YDS | FF/FR | PD | I/YDS |
|------|------|----|----|----|---------|---------|-------|----|-------|
| 2011 | 8/0 | 10 | 6 | 4 | 1.0-1 | 1.0-1 | 1/0 | 0 | 0/0 |

FLORENCE'S CAREER GAME HIGH STATS

| | No. | Opponent | Date |
|----------------|-----|-------------------|----------|
| Tackles | 3 | at LSU | 10/22/11 |
| Forced Fumbles | 1 | Mississippi State | 9/10/11 |
| Sacks | 1.0 | at LSU | 10/22/11 |

The Players

FRAZIER'S GAME-BY-GAME RUSHING STATS

| DATE | OPPONENT | ATT | YDS | Avg. | TD | TD Runs |
|----------|-------------------|-----|-----|------|----|---------|
| 9/4/10 | UTAH STATE | 0 | 0 | 0.0 | 0 | -- |
| 9/9/10 | MISSISSIPPI STATE | 0 | 0 | 0.0 | 0 | -- |
| 9/18/10 | at Clemson | 1 | 3 | 0.0 | 0 | -- |
| 9/25/10 | FLORIDA ATLANTIC | 3 | 30 | 10.0 | 0 | -- |
| 10/1/11 | at South Carolina | 8 | 48 | 5.3 | 0 | -- |
| 10/8/11 | at Arkansas | 13 | 54 | 4.2 | 1 | 7 |
| 10/15/11 | FLORIDA | 8 | 41 | 5.1 | 0 | -- |
| 10/22/11 | at LSU | 9 | 31 | 3.4 | 0 | -- |



ELTORO #21
FREEMAN LB

5-11 • 221 • Sr. • 2L
Alexander City, Ala. (Miss. Gulf Coast CC)
Exercise Science

2011 — Made his season debut against Mississippi State ... Posted four tackles ... Added half a tackle for loss ... Two tackles at Clemson ... Saw time at linebacker against FAU ... Had a pair of tackles in win over South Carolina ... Totaled seven tackles and two TFL at Arkansas ... Made his first start of the season against Florida and tallied three tackles including his first sack of the year ... It was his 13th career start, but first since the 2010 Iron Bowl ... Eight tackles, including two TFL for four yards at LSU in his second start of the year ... Team-high 5.5 TFL in last three games.

FREEMAN'S CAREER DEFENSIVE STATS

| YEAR | G/GS | TT | UT | AT | TFL-YDS | QBS-YDS | FF/FR | PD | I/YDS |
|---------------|--------------|-----------|-----------|-----------|----------------|---------------|------------|----------|------------|
| 2009 | 10/7 | 31 | 15 | 16 | 2.0-12 | 1.0-10 | 0/0 | 0 | 0/0 |
| 2010 | 12/5 | 37 | 22 | 15 | 4.0-10 | 1.0-3 | 0/0 | 0 | 0/0 |
| 2011 | 7/2 | 26 | 11 | 15 | 6.0-14 | 1.0-1 | 0/0 | 0 | 0/0 |
| Totals | 29/14 | 94 | 48 | 46 | 12.0-36 | 3.0-14 | 0/0 | 0 | 0/0 |

FREEMAN'S CAREER GAME HIGH STATS

| | No. | Opponent | Date |
|---------|-----|------------------|----------|
| Tackles | 12 | LSU | 10/24/09 |
| TFL's | 2.0 | 3x (last at LSU) | 10/22/11 |
| Sacks | 1.0 | 2x (last at LSU) | 10/22/11 |

FREEMAN'S GAME-BY-GAME DEFENSIVE STATS

| DATE | OPPONENT | TT | UT | AT | TFL-YDS | QBS-YDS |
|----------|------------------------|--------------|----|----|---------|---------|
| 9/5/09 | LOUISIANA TECH | DID NOT PLAY | | | | |
| 9/12/09 | MISSISSIPPI STATE | 6 | 2 | 4 | 0.0-0 | 0.0-0 |
| 9/19/09 | * WEST VIRGINIA | 1 | 1 | 0 | 0.0-0 | 0.0-0 |
| 9/26/09 | * BALL STATE | 0 | 0 | 0 | 0.0-0 | 0.0-0 |
| 10/3/09 | * at Tennessee | 0 | 0 | 0 | 0.0-0 | 0.0-0 |
| 10/10/09 | at Arkansas | DID NOT PLAY | | | | |
| 10/17/09 | KENTUCKY | 0 | 0 | 0 | 0.0-0 | 0.0-0 |
| 10/24/09 | * at LSU | 12 | 5 | 7 | 2.0-12 | 1.0-10 |
| 10/31/09 | * OLE MISS | 9 | 6 | 3 | 0.0-0 | 0.0-0 |
| 11/7/09 | * FURMAN | 0 | 0 | 0 | 0.0-0 | 0.0-0 |
| 11/14/09 | * at Georgia | 2 | 0 | 2 | 0.0-0 | 0.0-0 |
| 11/27/09 | ALABAMA | DID NOT PLAY | | | | |
| 1/1/10 | Northwestern (Outback) | 1 | 1 | 0 | 0.0-0 | 0.0-0 |

| DATE | OPPONENT | TT | UT | AT | TFL-YDS | QBS-YDS |
|----------|------------------------|--------------|----|----|---------|---------|
| 9/4/10 | * ARKANSAS STATE | 6 | 3 | 3 | 1.0-4 | 0.0-0 |
| 9/9/10 | * at Mississippi State | 9 | 6 | 3 | 1.0-1 | 0.0-0 |
| 9/18/10 | CLEMSON | 0 | 0 | 0 | 0.0-0 | 0.0-0 |
| 9/25/10 | SOUTH CAROLINA | 0 | 0 | 0 | 0.0-0 | 0.0-0 |
| 10/2/10 | LOUISIANA-MONROE | 3 | 3 | 0 | 0.0-0 | 0.0-0 |
| 10/9/10 | at Kentucky | DID NOT PLAY | | | | |
| 10/16/10 | ARKANSAS | DID NOT PLAY | | | | |
| 10/23/10 | LSU | 0 | 0 | 0 | 0.0-0 | 0.0-0 |
| 10/30/10 | at Ole Miss | 0 | 0 | 0 | 0.0-0 | 0.0-0 |
| 11/6/10 | * CHATTANOOGA | 8 | 3 | 5 | 0.0-0 | 0.0-0 |
| 11/13/10 | GEORGIA | 0 | 0 | 0 | 0.0-0 | 0.0-0 |
| 11/26/10 | * at Alabama | 9 | 6 | 3 | 2.0-5 | 1.0-3 |
| 12/4/10 | South Carolina (SECCG) | 1 | 0 | 1 | 0.0-0 | 0.0-0 |
| 1/10/11 | Oregon (BCSNCG) | 1 | 1 | 0 | 0.0-0 | 0.0-0 |


| DATE | OPPONENT | TT | UT | AT | TFL-YDS | QBS-YDS |
|----------|-------------------|--------------|----|----|---------|---------|
| 9/3/11 | UTAH STATE | DID NOT PLAY | | | | |
| 9/10/11 | MISSISSIPPI STATE | 4 | 3 | 1 | 0.5-3 | 0.0-0 |
| 9/17/11 | at Clemson | 2 | 0 | 2 | 0.0-0 | 0.0-0 |
| 9/24/11 | FLORIDA ATLANTIC | 0 | 0 | 0 | 0.0-0 | 0.0-0 |
| 10/1/11 | at South Carolina | 2 | 2 | 0 | 0.0-0 | 0.0-0 |
| 10/8/11 | at Arkansas | 7 | 4 | 3 | 2.0-4 | 0.0-0 |
| 10/15/11 | * FLORIDA | 3 | 2 | 1 | 1.5-3 | 1.0-1 |
| 10/22/11 | * at LSU | 8 | 2 | 8 | 2.0-4 | 0.0-0 |



BRANDON #11
FULSE TE

6-4 • 238 • Fr. • HS
Ft. Meade, Fla. (Ft. Meade)
Undecided

2011 — Saw playing in time in the first three games of the season ... Made his first career start against Florida Atlantic ... Recorded the first two receptions of his career ... Finished with two catches for 12 yards ... Started for the second straight week at South Carolina ... Saw snaps against Arkansas, Florida and LSU.



JUSTIN #26
GARRETT LB

6-1 • 198 • Fr. • HS
Tucker, Ga. (Tucker)
Undecided

2011 — Had one tackle in the opener with Utah State ... Saw playing time against Mississippi State ... Recorded one tackle at Clemson ... Missed last five games due to injury.

GARRETT'S CAREER DEFENSIVE STATS

| YEAR | G/GS | TT | UT | AT | TFL-YDS | QBS-YDS | FF/FR | PD | I/YDS |
|------|------|----|----|----|---------|---------|-------|----|-------|
| 2011 | 3/0 | 2 | 2 | 0 | 0.0-0 | 0.0-0 | 0/0 | 0 | 0/0 |

GARRETT'S CAREER GAME HIGH STATS

| | No. | Opponent | Date |
|---------|-----|----------------------|---------|
| Tackles | 1 | 2x (last at Clemson) | 9/17/11 |

The Players

GARRETT'S GAME-BY-GAME DEFENSIVE STATS

| DATE | OPPONENT | TT | UT | AT | TFL-YDS | QBS-YDS |
|----------|-------------------|----|----|----|--------------|---------|
| 9/3/11 | UTAH STATE | 1 | 1 | 0 | 0.0-0 | 0.0-0 |
| 9/10/11 | MISSISSIPPI STATE | 0 | 0 | 0 | 0.0-0 | 0.0-0 |
| 9/17/11 | at Clemson | 1 | 1 | 0 | 0.0-0 | 0.0-0 |
| 9/24/11 | FLORIDA ATLANTIC | | | | DID NOT PLAY | |
| 10/1/11 | at South Carolina | | | | DID NOT PLAY | |
| 10/8/11 | at Arkansas | | | | DID NOT PLAY | |
| 10/15/11 | FLORIDA | | | | DID NOT PLAY | |
| 10/22/11 | at LSU | | | | DID NOT PLAY | |



HARRIS #58
GASTON LB

6-2 • 236 • So. • 1L
Birmingham, Ala. (Bessemer Academy)
Liberal Arts

2011 — Tallied three tackles in the opener with Utah State ... Saw snaps against MSU ... Saw playing time against Clemson ... Season-high four tackles against FAU ... Saw time against USC ... One stop at Arkansas ... Saw action on special teams against Florida and LSU.

GASTON'S CAREER DEFENSIVE STATS

| YEAR | G/GS | TT | UT | AT | TFL-YDS | QBS-YDS | FF/FR | PD | I/YDS |
|---------------|-------------|-----------|-----------|----------|--------------|--------------|------------|----------|------------|
| 2009 | 4/0 | 9 | 3 | 6 | 0.0-0 | 0.0-0 | 0/0 | 0 | 0/0 |
| 2010 | 9/0 | 3 | 3 | 0 | 0.0-0 | 0.0-0 | 0/0 | 0 | 0/0 |
| 2011 | 8/0 | 8 | 5 | 3 | 0.0-0 | 0.0-0 | 0/0 | 0 | 0/0 |
| Totals | 21/0 | 20 | 11 | 9 | 0.0-0 | 0.0-0 | 0/0 | 0 | 0/0 |

GASTON'S CAREER GAME HIGH STATS

| No. | Opponent | Date |
|---------|----------|------------|
| Tackles | 6 | Ball State |
| | | 9/26/09 |

GASTON'S GAME-BY-GAME DEFENSIVE STATS

| DATE | OPPONENT | TT | UT | AT | TFL-YDS | QBS-YDS |
|----------|------------------------|----|----|----|--------------|---------|
| 9/5/09 | LOUISIANA TECH | 1 | 1 | 0 | 0.0-0 | 0.0-0 |
| 9/12/09 | MISSISSIPPI STATE | 1 | 1 | 0 | 0.0-0 | 0.0-0 |
| 9/19/09 | WEST VIRGINIA | 1 | 0 | 1 | 0.0-0 | 0.0-0 |
| 9/26/09 | BALL STATE | 6 | 1 | 5 | 0.0-0 | 0.0-0 |
| 10/3/09 | at Tennessee | | | | DID NOT PLAY | |
| 10/10/09 | at Arkansas | | | | DID NOT PLAY | |
| 10/17/09 | KENTUCKY | | | | DID NOT PLAY | |
| 10/24/09 | at LSU | | | | DID NOT PLAY | |
| 10/31/09 | OLE MISS | | | | DID NOT PLAY | |
| 11/7/09 | FURMAN | | | | DID NOT PLAY | |
| 11/14/09 | at Georgia | | | | DID NOT PLAY | |
| 11/27/09 | ALABAMA | | | | DID NOT PLAY | |
| 1/1/10 | Northwestern (Outback) | | | | DID NOT PLAY | |

| DATE | OPPONENT | TT | UT | AT | TFL-YDS | QBS-YDS |
|----------|------------------------|----|----|----|--------------|---------|
| 9/4/10 | ARKANSAS STATE | 0 | 0 | 0 | 0.0-0 | 0.0-0 |
| 9/9/10 | at Mississippi State | | | | DID NOT PLAY | |
| 9/18/10 | CLEMSON | 0 | 0 | 0 | 0.0-0 | 0.0-0 |
| 9/25/10 | SOUTH CAROLINA | 0 | 0 | 0 | 0.0-0 | 0.0-0 |
| 10/2/10 | LOUISIANA-MONROE | 1 | 1 | 0 | 0.0-0 | 0.0-0 |
| 10/9/10 | at Kentucky | | | | DID NOT PLAY | |
| 10/16/10 | ARKANSAS | | | | DID NOT PLAY | |
| 10/23/10 | LSU | 0 | 0 | 0 | 0.0-0 | 0.0-0 |
| 10/30/10 | at Ole Miss | 1 | 1 | 0 | 0.0-0 | 0.0-0 |
| 11/6/10 | CHATTANOOGA | 0 | 0 | 0 | 0.0-0 | 0.0-0 |
| 11/13/10 | GEORGIA | | | | DID NOT PLAY | |
| 11/26/10 | at Alabama | 0 | 0 | 0 | 0.0-0 | 0.0-0 |
| 12/4/10 | South Carolina (SECCG) | 1 | 1 | 0 | 0.0-0 | 0.0-0 |
| 1/10/11 | Oregon (BCSNCG) | | | | DID NOT PLAY | |

| DATE | OPPONENT | TT | UT | AT | TFL-YDS | QBS-YDS |
|----------|-------------------|----|----|----|---------|---------|
| 9/3/11 | UTAH STATE | 3 | 1 | 2 | 0.0-0 | 0.0-0 |
| 9/10/11 | MISSISSIPPI STATE | 0 | 0 | 0 | 0.0-0 | 0.0-0 |
| 9/17/11 | at Clemson | 0 | 0 | 0 | 0.0-0 | 0.0-0 |
| 9/24/11 | FLORIDA ATLANTIC | 4 | 3 | 1 | 0.0-0 | 0.0-0 |
| 10/1/11 | at South Carolina | 0 | 0 | 0 | 0.0-0 | 0.0-0 |
| 10/8/11 | at Arkansas | 1 | 1 | 0 | 0.0-0 | 0.0-0 |
| 10/15/11 | FLORIDA | 0 | 0 | 0 | 0.0-0 | 0.0-0 |
| 10/22/11 | at LSU | 0 | 0 | 0 | 0.0-0 | 0.0-0 |



A.J. #77
GREENE OL

6-5 • 295 • Sr. • 1L
Madison, Tenn. (Brentwood Academy)
Anthropology

CAREER — Appeared in 14 games with 10 starts.

2011 — Saw snaps on the offensive line against Utah State ... Got the start at right tackle against Mississippi State ... Start vs. MSU was his first start since Clemson in September 2010 ... Made his second-straight start at left tackle against Clemson ... Third consecutive start at left tackle in win over FAU ... Kept his streak of starts alive at South Carolina ... Was the starter at left tackle at Arkansas and at home against Florida ... Made the start at left tackle on the road at LSU.




JOSH #61
HARRIS DS

6-1 • 224 • Sr. • 2L
Carrollton, Ga. (Carrollton)
Public Administration

CAREER — AU's deep snapper the last two seasons ... Awarded scholarship by coaches in August 2010 ... Six career special teams tackles.

2011 — Has two special teams tackles ... Deep snapper on all field goal, PAT's and punts.



JAKE #5
HOLLAND LB

6-1 • 235 • So. • 1L
Pelham, Ala. (Pelham)
Pre-Building Science

2011 — Fourth on the team with 39 tackles ... Fourth on the team with 3.5 TFL ... Made his first career start against Utah State ... Totaled career-best 11 tackles with two tackles for loss ... Had just 12 career tackles prior to opener ... Had five tackles against Mississippi State ... Also credited with half a tackle for loss against the Bulldogs ... Added two QB hurries ... Seven tackles and one break-up at Clemson ... First career interception against Florida Atlantic ... Added three tackles, one for loss ... Six tackles and a forced fumble in win over South Carolina ... Two tackles at Arkansas ... Three tackles and one QB hurry against Florida ... Two tackles on the road at LSU.

The Players

HOLLAND'S CAREER DEFENSIVE STATS

| YEAR | G/GS | TT | UT | AT | TFL-YDS | QBS-YDS | FF/FR | PD | I/YDS |
|---------------|-------------|-----------|-----------|-----------|---------------|--------------|------------|----------|------------|
| 2010 | 9/0 | 12 | 7 | 5 | 2.0-3 | 1.0-2 | 0/1 | 1 | 0/0 |
| 2011 | 8/6 | 39 | 22 | 17 | 3.5-14 | 0.0-0 | 1/0 | 1 | 1/0 |
| Totals | 17/6 | 51 | 29 | 22 | 5.5-17 | 1.0-2 | 1/1 | 2 | 1/0 |

HOLLAND'S CAREER GAME HIGH STATS

| | No. | Opponent | Date |
|---------|-----|------------|---------|
| Tackles | 11 | Utah State | 9/3/11 |
| TFL's | 2.0 | Utah State | 9/3/11 |
| Sacks | 1.0 | ULM | 10/2/10 |

HOLLAND'S CAREER DEFENSIVE STATS

| DATE | OPPONENT | TT | UT | AT | TFL-YDS | QBS-YDS |
|----------|------------------------|----|----|----|--------------|---------|
| 9/4/10 | ARKANSAS STATE | | | | DID NOT PLAY | |
| 9/9/10 | at Mississippi State | | | | DID NOT PLAY | |
| 9/18/10 | CLEMSON | | | | DID NOT PLAY | |
| 9/25/10 | SOUTH CAROLINA | | | | DID NOT PLAY | |
| 10/2/10 | LOUISIANA-MONROE | 3 | 3 | 0 | 1.0-3 | 1.0-3 |
| 10/9/10 | at Kentucky | 0 | 0 | 0 | 0.0-0 | 0.0-0 |
| 10/16/10 | ARKANSAS | 0 | 0 | 0 | 0.0-0 | 0.0-0 |
| 10/23/10 | LSU | 1 | 0 | 1 | 0.0-0 | 0.0-0 |
| 10/30/10 | at Ole Miss | 1 | 0 | 1 | 0.0-0 | 0.0-0 |
| 11/6/10 | CHATTANOOGA | 5 | 3 | 2 | 0.0-0 | 0.0-0 |
| 11/13/10 | GEORGIA | 0 | 0 | 0 | 0.0-0 | 0.0-0 |
| 11/26/10 | at Alabama | | | | DID NOT PLAY | |
| 12/4/10 | South Carolina (SECCG) | 2 | 1 | 1 | 1.0-1 | 0.0-0 |
| 1/10/11 | Oregon (BCSNCG) | 0 | 0 | 0 | 0.0-0 | 0.0-0 |

| DATE | OPPONENT | TT | UT | AT | TFL-YDS | QBS-YDS |
|----------|---------------------|----|----|----|---------|---------|
| 9/3/11 | * UTAH STATE | 11 | 4 | 7 | 2.0-7 | 0.0-0 |
| 9/10/11 | * MISSISSIPPI STATE | 5 | 4 | 1 | 0.5-0 | 0.0-0 |
| 9/17/11 | * at Clemson | 7 | 5 | 2 | 0.0-0 | 0.0-0 |
| 9/24/11 | * FLORIDA ATLANTIC | 3 | 2 | 1 | 1.0-7 | 0.0-0 |
| 10/1/11 | * at South Carolina | 6 | 4 | 2 | 0.0-0 | 0.0-0 |
| 10/8/11 | * at Arkansas | 2 | 0 | 2 | 0.0-0 | 0.0-0 |
| 10/15/11 | FLORIDA | 3 | 3 | 0 | 0.0-0 | 0.0-0 |
| 10/22/11 | at LSU | 2 | 0 | 2 | 0.0-0 | 0.0-0 |



CHRIS HUMPHRIES #40 RB

6-2 • 223 • Sr. • 2L
Somerville, Ala. (Brewer)
Agricultural Economics

2012 — Saw playing time on special teams in all seven games thus far.

HUMPHRIES' CAREER DEFENSIVE STATS

| YEAR | G/GS | TT | UT | AT | TFL-YDS | QBS-YDS | FF/FR | PD | I/YDS |
|---------------|-------------|-----------|----------|----------|--------------|--------------|------------|----------|------------|
| 2009 | 11/0 | 8 | 6 | 2 | 1.0-1 | 0.0-0 | 1/0 | 0 | 0/0 |
| 2010 | 9/0 | 4 | 2 | 2 | 0.0-0 | 0.0-0 | 0/1 | 0 | 0/0 |
| 2011 | 8/0 | 0 | 0 | 0 | 0.0-0 | 0.0-0 | 0/0 | 0 | 0/0 |
| Totals | 28/0 | 12 | 8 | 4 | 1.0-1 | 0.0-0 | 1/1 | 0 | 0/0 |



COREY LEMONIER #55 DE

6-4 • 228 • So. • 1L
Hialeah, Fla. (Hialeah)
Pre-Business

2011 — SEC Coaches Pre-Season Third Team ... Phil Steele Midseason All-SEC First team and Honorable Mention All-American ... Leads Auburn with 10.0 TFL and 6.0 sacks ... Totaled three tackles in the opener with Utah State ... Also added a pair of quarterback hurries ... Five tackles and one sack against Mississippi State ... Totaled two tackles for loss ... Forced one fumble and also credited with a QB hurry against the Bulldogs ... Sack was first since October 2, 2010 vs. ULM ... Started at Clemson ... Team-high six tackles to go with one sack and two tackles for loss against Florida Atlantic ... Registered a sack and blocked an extra point against South Carolina ... Four tackles, including one sack and two TFL at Arkansas ... Also forced a fumble and credited with a QB hurry against the Razorbacks ... Led Auburn defense with six tackles, including 3.0 tackles for loss (minus 20), including 2.0 quarterback sacks (minus 16) and four quarterback hurries against Florida ... Named Rivals.com's SEC Player of the Week and SEC Co-Defensive Player of the Week for his efforts ... Tied career high in tackles and set career-bests in TFLs and sacks ... Had recorded at least one sack in four-straight games, including 8.0 TFL in that stretch ... First Auburn player to accomplish that feat since Antonio Coleman had at least one sack in six-straight games from 10/24/09-1/1/10 ... Totaled five tackles at LSU.

LEMONIER'S CAREER DEFENSIVE STATS

| YEAR | G/GS | TT | UT | AT | TFL-YDS | QBS-YDS | FF/FR | PD | I/YDS |
|---------------|-------------|-----------|-----------|-----------|----------------|---------------|------------|----------|------------|
| 2010 | 14/1 | 17 | 12 | 5 | 5.0-23 | 2.0-13 | 1/0 | 0 | 0/0 |
| 2011 | 8/8 | 31 | 20 | 11 | 10.0-51 | 6.0-38 | 2/0 | 0 | 0/0 |
| Totals | 22/9 | 48 | 32 | 16 | 15.0-74 | 8.0-51 | 3/0 | 0 | 0/0 |

LEMONIER'S CAREER GAME HIGH STATS

| | No. | Opponent | Date |
|---------|-----|-----------------------|----------|
| Tackles | 6 | 2x (last vs. Florida) | 10/15/11 |
| TFL's | 3.0 | Florida | 10/15/11 |
| Sacks | 2.0 | Florida | 10/15/11 |

LEMONIER'S GAME-BY-GAME DEFENSIVE STATS

| DATE | OPPONENT | TT | UT | AT | TFL-YDS | QBS-YDS |
|----------|------------------------|----|----|----|---------|---------|
| 9/4/10 | ARKANSAS STATE | 1 | 0 | 1 | 0.0-0 | 0.0-0 |
| 9/9/10 | at Mississippi State | 1 | 0 | 1 | 0.0-0 | 0.0-0 |
| 9/18/10 | CLEMSON | 1 | 0 | 1 | 0.0-0 | 0.0-0 |
| 9/25/10 | SOUTH CAROLINA | 2 | 1 | 1 | 1.0-8 | 1.0-8 |
| 10/2/10 | LOUISIANA-MONROE | 3 | 3 | 0 | 2.0-8 | 1.0-5 |
| 10/9/10 | at Kentucky | 0 | 0 | 0 | 0.0-0 | 0.0-0 |
| 10/16/10 | ARKANSAS | 0 | 0 | 0 | 0.0-0 | 0.0-0 |
| 10/23/10 | LSU | 0 | 0 | 0 | 0.0-0 | 0.0-0 |
| 10/30/10 | at Ole Miss | 2 | 2 | 0 | 1.0-4 | 0.0-0 |
| 11/6/10 | * CHATTANOOGA | 0 | 0 | 0 | 0.0-0 | 0.0-0 |
| 11/13/10 | GEORGIA | 1 | 1 | 0 | 0.0-0 | 0.0-0 |
| 11/26/10 | at Alabama | 1 | 0 | 1 | 0.0-0 | 0.0-0 |
| 12/4/10 | South Carolina (SECCG) | 2 | 2 | 0 | 0.0-0 | 0.0-0 |
| 1/10/11 | Oregon (BCSNCG) | 3 | 2 | 1 | 1.0-3 | 0.0-0 |

| DATE | OPPONENT | TT | UT | AT | TFL-YDS | QBS-YDS |
|----------|---------------------|----|----|----|---------|---------|
| 9/3/11 | * UTAH STATE | 3 | 1 | 2 | 0.0-0 | 0.0-0 |
| 9/10/11 | * MISSISSIPPI STATE | 5 | 3 | 2 | 2.0-6 | 1.0-4 |
| 9/17/11 | * at Clemson | 0 | 0 | 0 | 0.0-0 | 0.0-0 |
| 9/24/11 | * FLORIDA ATLANTIC | 6 | 6 | 0 | 2.0-15 | 1.0-11 |
| 10/1/11 | * at South Carolina | 2 | 2 | 0 | 1.0-1 | 1.0-1 |
| 10/8/11 | * at Arkansas | 4 | 2 | 2 | 2.0-9 | 1.0-6 |
| 10/15/11 | * FLORIDA | 6 | 6 | 0 | 3.0-20 | 2.0-16 |
| 10/22/11 | * at LSU | 5 | 0 | 5 | 0.0-0 | 0.0-0 |

The Players



PHILIP #43 LUTZENKIRCHEN TE

6-5 • 250 • Jr. • 2L
Marietta, Ga. (Lassiter)
Communications

CAREER — Tied for first in touchdowns by a TE in Auburn history with 10 ... Holds AU single-season record for touchdowns by a TE with five (2010) ... T-8th in AU history in TD catches for a freshman with two ... Has three career game-winning touchdowns (USC - 2010/11, Alabama -2010) ... In three of the nine career games he has scored a touchdown, this score was the game winner.

2011 — SEC Coaches Pre-Season Third Team ... Mackey Award Watch List ... Sports Illustrated Preseason All-SEC Team ... Phil Steele Preseason All-SEC Third Team ... Second on the team behind Emory Blake with three TD receptions ... Two receptions for 22 yards against Utah St. ... Scored on a 15-yd reception from Barrett Trotter ... Three receptions for 18 yards and a score against Mississippi State ... Touchdown was from 10 yards out ... Made his third start of the year against Clemson ... Did not play against FAU ... Scored the game-winning touchdown at South Carolina ... The nine-yard reception was his only catch of the day ... Two catches for 11 yards at Arkansas ... Three receptions for 48 yards in win over Florida ... 48 receiving yards tied his career high ... Totaled three catches for 23 yards at LSU ... Team-high six catches for 71 yards in the last two games.

LUTZENKIRCHEN'S CAREER RECEIVING STATS

| YEAR | G/GS | NO | YDS | AVG | TD | LP/OPPONENT |
|---------------|--------------|-----------|------------|-------------|-----------|---------------------------|
| 2009 | 13/1 | 5 | 66 | 13.2 | 2 | 21/Furman |
| 2010 | 13/5 | 15 | 185 | 12.3 | 5 | 39/Oregon (BCSNCG) |
| 2011 | 7/6 | 14 | 131 | 9.4 | 3 | 23/Florida |
| Totals | 33/12 | 34 | 382 | 11.2 | 10 | 39/Oregon (BCSNCG) |

LUTZENKIRCHEN'S CAREER GAME HIGH STATS

| | No. | Opponent | Date |
|------------|-----|-----------------------|----------|
| Receptions | 4 | ULM | 10/2/10 |
| Rec. Yards | 48 | 2x (last vs. Florida) | 10/15/11 |
| Rec. TDs | 2 | Georgia | 11/13/10 |

LUTZENKIRCHEN'S GAME-BY-GAME RECEIVING STATS

| DATE | OPPONENT | REC | YDS | AVG | TD | TD REC |
|----------|------------------------|-----|-----|------|----|--------|
| 9/5/09 | LOUISIANA TECH | 0 | 0 | 0.0 | 0 | -- |
| 9/12/09 | MISSISSIPPI STATE | 1 | 13 | 13.0 | 1 | 13 |
| 9/19/09 | WEST VIRGINIA | 0 | 0 | 0.0 | 0 | -- |
| 9/26/09 | BALL STATE | 1 | 14 | 14.0 | 0 | -- |
| 10/3/09 | at Tennessee | 0 | 0 | 0.0 | 0 | -- |
| 10/10/09 | at Arkansas | 0 | 0 | 0.0 | 0 | -- |
| 10/17/09 | KENTUCKY | 0 | 0 | 0.0 | 0 | -- |
| 10/24/09 | at LSU | 2 | 18 | 9.0 | 1 | 1 |
| 10/31/09 | OLE MISS | 0 | 0 | 0.0 | 0 | -- |
| 11/7/09 | * FURMAN | 1 | 21 | 21.0 | 0 | -- |
| 11/14/09 | at Georgia | 0 | 0 | 0.0 | 0 | -- |
| 11/27/09 | ALABAMA | 0 | 0 | 0.0 | 0 | -- |
| 1/1/10 | Northwestern (Outback) | 0 | 0 | 0.0 | 0 | -- |

| DATE | OPPONENT | REC | YDS | AVG | TD | TD REC |
|----------|------------------------|-----|-----|--------------|----|--------|
| 9/4/10 | ARKANSAS STATE | 0 | 0 | 0.0 | 0 | -- |
| 9/9/10 | at Mississippi State | 0 | 0 | 0.0 | 0 | -- |
| 9/18/10 | CLEMSON | 0 | 0 | 0.0 | 0 | -- |
| 9/25/10 | * SOUTH CAROLINA | 3 | 22 | 7.3 | #1 | 7 |
| 10/2/10 | LOUISIANA-MONROE | 4 | 41 | 13.7 | 1 | 26 |
| 10/9/10 | * at Kentucky | 1 | 12 | 12.0 | 0 | -- |
| 10/16/10 | ARKANSAS | 0 | 0 | 0.0 | 0 | -- |
| 10/23/10 | * LSU | 1 | 6 | 6.0 | 0 | -- |
| 10/30/10 | at Ole Miss | 0 | 0 | 0.0 | 0 | -- |
| 11/6/10 | CHATTANOOGA | | | DID NOT PLAY | | |
| 11/13/10 | GEORGIA | 2 | 31 | 15.5 | 2 | 18, 13 |
| 11/26/10 | * at Alabama | 1 | 7 | 7.0 | #1 | 7 |
| 12/4/10 | South Carolina (SECCG) | 1 | 18 | 18.0 | 0 | -- |
| 1/10/11 | Oregon (BCSNCG) | 2 | 48 | 24.0 | 0 | -- |

| DATE | OPPONENT | REC | YDS | AVG | TD | TD REC |
|----------|---------------------|-----|-----|--------------|----|--------|
| 9/3/11 | * UTAH STATE | 2 | 22 | 11.0 | 1 | 15 |
| 9/10/11 | * MISSISSIPPI STATE | 3 | 18 | 6.0 | 1 | 10 |
| 9/17/11 | * at Clemson | 0 | 0 | 0.0 | 0 | -- |
| 9/24/11 | FLORIDA ATLANTIC | | | DID NOT PLAY | | |
| 10/1/11 | * at South Carolina | 1 | 9 | 9.0 | #1 | -- |
| 10/8/11 | * at Arkansas | 2 | 11 | 5.5 | 0 | -- |
| 10/15/11 | FLORIDA | 3 | 48 | 16.0 | 0 | -- |
| 10/22/11 | * at LSU | 3 | 23 | 7.7 | 0 | -- |

#Game-winning touchdown



TRE #21 MASON RB

5-10 • 190 • Fr. • HS
Lake Worth, Fla. (Park Vista)
Undecided

CAREER — Owns two of the top five kick-off return yard games in Auburn history.

2011 — Phil Steele Midseason Third Team All-American and Midseason All-SEC First team kickoff returner ... Fourth in the SEC and ranks 24th nationally with an average of 27.2 yds per KO return ... 24th nationally with 544 return yards ... Named SEC Co-Freshman of the Week for his effort against Utah State ... Returned a kick 97 yards for a touchdown in the second quarter ... First Auburn freshman to accomplish that feat since Brad Lester in 2005 against Ball State ... Finished the day with 176 return yards, the third-most in school history ... His 97-yard KO return TD was the eighth-longest in school history ... Also rushed one time for 2 yards ... Averaged 28.7 yards on six returns, with a long of 41 yards against MSU ... Also rushed three times for 14 yards ... Totaled 63 yards on four kick returns against Clemson ... Added four carries for 15 yards with a long run of 14 yards ... FAU kicked away from him, but did rush once for three yards ... One kickoff return for 19 yards at South Carolina ... Three carries for 30 yards with a long of 18 along with two kickoff returns for 53 yards at Arkansas ... Did not play against Florida ... Returned three kicks for 61 yards at LSU.

MASON'S CAREER RUSHING STATS

| YEAR | G/GS | NO | YDS | AVG | TD | LP/OPPONENT |
|------|------|----|-----|-----|----|-------------|
| 2011 | 7/0 | 12 | 64 | 5.3 | 0 | 18/Arkansas |

MASON'S CAREER KICK RETURN STATS

| YEAR | G/GS | NO | YDS | AVG | TD | LP/OPPONENT |
|------|------|----|-----|------|----|-------------|
| 2011 | 7/0 | 20 | 544 | 27.2 | 1 | 97/USU |

MASON'S GAME-BY-GAME KICK RETURN STATS

| DATE | OPPONENT | NO | YDS | AVG | TD | TD RET |
|----------|-------------------|----|-----|--------------|----|--------|
| 9/3/11 | UTAH STATE | 4 | 176 | 44.0 | 1 | 97 |
| 9/10/11 | MISSISSIPPI STATE | 6 | 172 | 28.7 | 0 | -- |
| 9/17/11 | at Clemson | 4 | 63 | 15.8 | 0 | -- |
| 9/24/11 | FLORIDA ATLANTIC | 0 | 0 | 0.0 | 0 | -- |
| 10/1/11 | at South Carolina | 1 | 19 | 19.0 | 0 | -- |
| 10/8/11 | at Arkansas | 2 | 53 | 26.5 | 0 | -- |
| 10/15/11 | FLORIDA | | | DID NOT PLAY | | |
| 10/22/11 | at LSU | 3 | 61 | 20.3 | 0 | -- |

The Players



ONTERIO #23
McCALEBB RB

5-10 • 170 • Jr. • 2L
Fort Meade, Fla. (Hargrave Military)
Anthropology

CAREER — 18th in career rushing at AU with 1,762 yards ... Holds AU single-season record for yards per carry (min. 75 attempts) with 8.5 yard average ... Became the first AU freshman to ever rush for 100 yards or more in his first two games ... Is just the fourth AU freshman to rush for 100 yards or more in any two consecutive games (Carnell Williams in 2001, Darrell Williams in 1989 and Ron O'Neal in (1981) ... T-10th in rushing yardage for a freshman in AU history ... Became sixth AU freshman to rush for 500 yards in a season ... Has five TD runs of 48 yards or longer.

2011 — *SEC Coaches Pre-Season Third Team* ... Second on team in rushing (387) and leads the team in receptions (22) ... Made his seventh career start against Utah State ... Rushed nine times for 44 yards ... Also caught a career-high five passes ... Totaled 176 all-purpose yards ... Ran for 68 yards on 11 carries against Mississippi State ... Also tallied 24 yards on three receptions ... 92 total yards on the day ... Set a new season high for receptions against the Bulldogs ... 51 total yards at Clemson ... Recorded the longest reception of his career on a 51-yard touchdown catch off a screen pass ... The touchdown was the second receiving TD of his career ... Also rushed for 17 yards on four carries ... Totaled 91 all-purpose yards (58 rushing, 33 receiving) in win over South Carolina ... 19-yard carry setup game-winning touchdown ... 199 all-purpose yards at Arkansas ... Included a season-high 91 rushing yards and 28 yards receiving on three catches ... 13 carries is his highest total since 10/3/09 at Tennessee ... Was Auburn's leading receiver with three catches ... Totaled 81 all-purpose yards (43 rushing, 31 KR) against Florida ... Scored a 14-yard rushing touchdown on the first play of the fourth quarter ... It was his first rushing score since 2010 and 14th of his career ... Scored his 15th career rushing touchdown and totaled 90 all-purpose yards at LSU.

McCALEBB'S CAREER RUSHING STATS

| YEAR | G/GS | NO | YDS | AVG | TD | LP/OPPONENT |
|---------------|--------------|------------|-------------|------------|-----------|---------------|
| 2009 | 11/2 | 105 | 565 | 5.4 | 4 | 62/Ball State |
| 2010 | 14/4 | 95 | 810 | 8.5 | 9 | 70/LSU |
| 2011 | 8/6 | 69 | 387 | 5.6 | 2 | 25/LSU |
| Totals | 33/12 | 269 | 1762 | 6.5 | 15 | 70/LSU |

McCALEBB'S CAREER RECEIVING STATS

| YEAR | G/GS | NO | YDS | AVG | TD | LP/OPPONENT |
|---------------|--------------|-----------|------------|-------------|----------|----------------------------|
| 2009 | 11/2 | 6 | 58 | 9.7 | 0 | 24/Tennessee |
| 2010 | 14/4 | 7 | 86 | 12.3 | 1 | 23/Kentucky |
| 2011 | 8/6 | 22 | 239 | 10.9 | 1 | 51/Florida Atlantic |
| Totals | 33/12 | 35 | 383 | 10.9 | 2 | 51/Florida Atlantic |

McCALEBB'S CAREER ALL-PURPOSE STATS

| YEAR | G/GS | RUSH-TD | REC-TD | KO-TD | TOTAL - TDs |
|---------------|--------------|----------------|--------------|--------------|----------------|
| 2009 | 11/2 | 565-4 | 58-0 | 272-0 | 895-4 |
| 2010 | 14/4 | 810-9 | 86-1 | 227-0 | 1123-10 |
| 2011 | 8/6 | 387-2 | 239-1 | 84-0 | 710-3 |
| Totals | 33/12 | 1762-15 | 383-2 | 583-0 | 2728-17 |

McCALEBB'S CAREER GAME HIGH STATS

| | No. | Opponent | Date |
|---------------|-----|------------------|----------|
| Rush Attempts | 22 | Louisiana Tech | 9/5/09 |
| Rush Yards | 148 | Louisiana Tech | 9/5/09 |
| Rush TDs | 3 | Georgia | 11/13/10 |
| Receptions | 5 | Utah State | 9/3/11 |
| Rec. Yards | 62 | Tennessee | 10/3/09 |
| Rec. TDs | 1 | Florida Atlantic | 9/24/11 |

McCALEBB'S GAME-BY-GAME RUSHING STATS

| DATE | OPPONENT | ATT | YDS | Avg. | TD | TD Runs |
|----------|------------------------|-----|-----|------|--------------|---------|
| 9/5/09 | LOUISIANA TECH | 22 | 148 | 6.7 | 1 | 3 |
| 9/12/09 | * MISSISSIPPI STATE | 16 | 114 | 7.1 | 1 | 48 |
| 9/19/09 | WEST VIRGINIA | 8 | 20 | 2.5 | 0 | -- |
| 9/26/09 | BALL STATE | 8 | 83 | 10.4 | 1 | 1 |
| 10/3/09 | at Tennessee | 13 | 51 | 3.9 | 0 | -- |
| 10/10/09 | at Arkansas | 6 | 23 | 3.8 | 1 | 3 |
| 10/17/09 | KENTUCKY | 7 | 22 | 3.1 | 0 | -- |
| 10/24/09 | at LSU | 3 | 3 | 1.0 | 0 | -- |
| 10/31/09 | OLE MISS | | | | DID NOT PLAY | |
| 11/7/09 | FURMAN | | | | DID NOT PLAY | |
| 11/14/09 | * at Georgia | 11 | 60 | 5.5 | 0 | -- |
| 11/27/09 | ALABAMA | 5 | 23 | 4.6 | 0 | -- |
| 1/1/10 | Northwestern (Outback) | 6 | 18 | 3.0 | 0 | -- |

| DATE | OPPONENT | ATT | YDS | Avg. | TD | TD Runs |
|----------|------------------------|-----|-----|------|----|---------|
| 9/4/10 | * ARKANSAS STATE | 9 | 76 | 8.4 | 0 | -- |
| 9/9/10 | at Mississippi State | 12 | 68 | 5.7 | 0 | -- |
| 9/18/10 | CLEMSON | 10 | 81 | 8.1 | 1 | 12 |
| 9/25/10 | SOUTH CAROLINA | 7 | 55 | 7.9 | 0 | -- |
| 10/2/10 | LOUISIANA-MONROE | 4 | 56 | 14.0 | 1 | 50 |
| 10/9/10 | * at Kentucky | 5 | 9 | 1.8 | 0 | -- |
| 10/16/10 | ARKANSAS | 4 | 29 | 7.2 | 1 | 13 |
| 10/23/10 | LSU | 4 | 84 | 21.0 | 1 | 70 |
| 10/30/10 | * at Ole Miss | 9 | 99 | 11.0 | 1 | 68 |
| 11/6/10 | CHATTANOOGA | 2 | 55 | 27.5 | 1 | 49 |
| 11/13/10 | GEORGIA | 12 | 71 | 5.9 | 3 | 4, 2, 4 |
| 11/26/10 | at Alabama | 8 | 50 | 6.2 | 0 | -- |
| 12/4/10 | South Carolina (SECCG) | 3 | 30 | 10.0 | 0 | -- |
| 1/10/11 | * Oregon (BCSNCG) | 6 | 47 | 7.8 | 0 | -- |

| DATE | OPPONENT | ATT | YDS | Avg. | TD | TD Runs |
|----------|---------------------|-----|-----|------|----|---------|
| 9/3/11 | * UTAH STATE | 9 | 44 | 4.9 | 0 | -- |
| 9/10/11 | * MISSISSIPPI STATE | 11 | 68 | 6.2 | 0 | -- |
| 9/17/11 | * at Clemson | 10 | 34 | 3.4 | 0 | -- |
| 9/24/11 | * FLORIDA ATLANTIC | 4 | 17 | 4.2 | 0 | -- |
| 10/1/11 | at South Carolina | 9 | 58 | 6.4 | 0 | -- |
| 10/8/11 | * at Arkansas | 13 | 91 | 7.0 | 0 | -- |
| 10/15/11 | FLORIDA | 10 | 43 | 4.3 | 1 | 14 |
| 10/22/11 | * at LSU | 3 | 32 | 10.7 | 1 | 2 |

McCALEBB'S GAME-BY-GAME RECEIVING STATS

| DATE | OPPONENT | REC | YDS | AVG | TD | TD REC |
|----------|--------------------------|-----|-----|------|--------------|--------|
| 9/5/09 | LOUISIANA TECH | 0 | 0 | 0.0 | 0 | -- |
| 9/12/09 | * MISSISSIPPI STATE | 0 | 0 | 0.0 | 0 | -- |
| 9/19/09 | WEST VIRGINIA | 0 | 0 | 0.0 | 0 | -- |
| 9/26/09 | BALL STATE | 1 | -3 | -3.0 | 0 | -- |
| 10/3/09 | at Tennessee | 3 | 62 | 30.7 | 0 | -- |
| 10/10/09 | at Arkansas | 0 | 0 | 0.0 | 0 | -- |
| 10/17/09 | KENTUCKY | 1 | 2 | 2.0 | 0 | -- |
| 10/24/09 | at LSU | 0 | 0 | 0.0 | 0 | -- |
| 10/31/09 | OLE MISS | | | | DID NOT PLAY | |
| 11/7/09 | FURMAN | | | | DID NOT PLAY | |
| 11/14/09 | * at Georgia | 1 | -3 | -3.0 | 0 | -- |
| 11/27/09 | ALABAMA | 0 | 0 | 0.0 | 0 | -- |
| 1/1/10 | * Northwestern (Outback) | 0 | 0 | 0.0 | 0 | -- |

| DATE | OPPONENT | REC | YDS | AVG | TD | TD REC |
|----------|------------------------|-----|-----|------|----|--------|
| 9/4/10 | * ARKANSAS STATE | 0 | 0 | 0.0 | 0 | -- |
| 9/9/10 | at Mississippi State | 0 | 0 | 0.0 | 0 | -- |
| 9/18/10 | CLEMSON | 0 | 0 | 0.0 | 0 | -- |
| 9/25/10 | SOUTH CAROLINA | 0 | 0 | 0.0 | 0 | -- |
| 10/2/10 | LOUISIANA-MONROE | 0 | 0 | 0.0 | 0 | -- |
| 10/9/10 | * at Kentucky | 1 | 23 | 23.0 | 0 | -- |
| 10/16/10 | ARKANSAS | 0 | 0 | 0.0 | 0 | -- |
| 10/23/10 | LSU | 1 | 17 | 17.0 | 0 | -- |
| 10/30/10 | * at Ole Miss | 0 | 0 | 0.0 | 0 | -- |
| 11/6/10 | CHATTANOOGA | 0 | 0 | 0.0 | 0 | -- |
| 11/13/10 | GEORGIA | 0 | 0 | 0.0 | 0 | -- |
| 11/26/10 | at Alabama | 2 | 24 | 12.0 | 0 | -- |
| 12/4/10 | South Carolina (SECCG) | 1 | 12 | 12.0 | 1 | 12 |
| 1/10/11 | * Oregon (BCSNCG) | 2 | 10 | 5.0 | 0 | -- |

The Players

| DATE | OPPONENT | REC | YDS | AVG | TD | TD REC |
|----------|---------------------|-----|-----|------|----|--------|
| 9/3/11 | * UTAH STATE | 5 | 43 | 8.6 | 0 | -- |
| 9/10/11 | * MISSISSIPPI STATE | 4 | 24 | 6.0 | 0 | -- |
| 9/17/11 | * at Clemson | 1 | 17 | 17.0 | 0 | -- |
| 9/24/11 | * FLORIDA ATLANTIC | 2 | 56 | 28.0 | 1 | 51 |
| 10/1/11 | at South Carolina | 3 | 33 | 11.0 | 0 | -- |
| 10/8/11 | * at Arkansas | 3 | 28 | 9.3 | 0 | -- |
| 10/15/11 | FLORIDA | 1 | 0 | 0.0 | 0 | -- |
| 10/22/11 | * at LSU | 3 | 38 | 12.7 | 0 | -- |

McCALEBB'S GAME-BY-GAME ALL-PURPOSE YARDS

| DATE | OPPONENT | REC - TDs | RUSH - TDs | KO - TDs | TOTAL - TDs |
|----------|------------------------|-----------|--------------|----------|-------------|
| 9/5/09 | LOUISIANA TECH | 0 - 0 | 148 - 1 | 49 - 0 | 197 - 1 |
| 9/12/09 | * MISSISSIPPI STATE | 0 - 0 | 114 - 1 | 81 - 0 | 195 - 1 |
| 9/19/09 | WEST VIRGINIA | 0 - 0 | 20 - 0 | 32 - 0 | 52 - 0 |
| 9/26/09 | BALL STATE | -3 - 0 | 83 - 0 | 0 - 0 | 80 - 0 |
| 10/3/09 | at Tennessee | 62 - 0 | 51 - 0 | 91 - 0 | 204 - 0 |
| 10/10/09 | at Arkansas | 0 - 0 | 23 - 1 | 19 - 0 | 42 - 1 |
| 10/17/09 | KENTUCKY | 2 - 0 | 22 - 0 | 0 - 0 | 24 - 0 |
| 10/24/09 | at LSU | 0 - 0 | 3 - 0 | 0 - 0 | 3 - 0 |
| 10/31/09 | OLE MISS | | DID NOT PLAY | | |
| 11/7/09 | FURMAN | | DID NOT PLAY | | |
| 11/14/09 | at Georgia | -3 - 0 | 60 - 0 | 0 - 0 | 57 - 0 |
| 11/27/09 | ALABAMA | 0 - 0 | 23 - 0 | 0 - 0 | 23 - 0 |
| 1/1/10 | Northwestern (Outback) | 0 - 0 | 18 - 0 | 0 - 0 | 18 - 0 |

| DATE | OPPONENT | REC - TDs | RUSH - TDs | KO - TDs | TOTAL - TDs |
|----------|------------------------|-----------|------------|----------|-------------|
| 9/4/10 | * ARKANSAS STATE | 0 - 0 | 76 - 0 | 0 - 0 | 76 - 0 |
| 9/9/10 | at Mississippi State | 0 - 0 | 68 - 0 | 0 - 0 | 68 - 0 |
| 9/18/10 | CLEMSON | 0 - 0 | 81 - 1 | 0 - 0 | 81 - 1 |
| 9/25/10 | SOUTH CAROLINA | 0 - 0 | 55 - 0 | 38 - 0 | 93 - 0 |
| 10/2/10 | LOUISIANA-MONROE | 0 - 0 | 56 - 1 | 0 - 0 | 56 - 1 |
| 10/9/10 | * at Kentucky | 23 - 0 | 9 - 0 | 0 - 0 | 32 - 0 |
| 10/16/10 | ARKANSAS | 0 - 0 | 29 - 1 | 99 - 0 | 128 - 1 |
| 10/23/10 | LSU | 17 - 0 | 84 - 1 | 33 - 0 | 134 - 1 |
| 10/30/10 | * at Ole Miss | 0 - 0 | 99 - 1 | 0 - 0 | 99 - 1 |
| 11/6/10 | CHATTANOOGA | 0 - 0 | 55 - 1 | 0 - 0 | 55 - 1 |
| 11/13/10 | GEORGIA | 0 - 0 | 71 - 3 | 0 - 0 | 71 - 0 |
| 11/26/10 | at Alabama | 24 - 0 | 50 - 0 | 38 - 0 | 112 - 0 |
| 12/4/10 | South Carolina (SECCG) | 12 - 1 | 30 - 0 | 19 - 0 | 61 - 1 |
| 1/10/11 | * Oregon (BCSNG) | 10 - 0 | 47 - 0 | 0 - 0 | 57 - 0 |

| DATE | OPPONENT | REC - TDs | RUSH - TDs | KO - TDs | TOTAL - TDs |
|----------|---------------------|-----------|------------|----------|-------------|
| 9/3/11 | * UTAH STATE | 43 - 0 | 44 - 0 | 26 - 0 | 113 - 0 |
| 9/10/11 | * MISSISSIPPI STATE | 24 - 0 | 68 - 0 | 0 - 0 | 92 - 0 |
| 9/17/11 | * at Clemson | 17 - 0 | 34 - 0 | 0 - 0 | 51 - 0 |
| 9/24/11 | * FLORIDA ATLANTIC | 56 - 1 | 17 - 0 | 0 - 0 | 73 - 0 |
| 10/1/11 | at South Carolina | 33 - 0 | 58 - 0 | 0 - 0 | 91 - 0 |
| 10/8/11 | * at Arkansas | 28 - 0 | 91 - 0 | 0 - 0 | 119 - 0 |
| 10/15/11 | FLORIDA | 0 - 0 | 43 - 1 | 38 - 0 | 81 - 0 |
| 10/22/11 | * at LSU | 38 - 0 | 32 - 0 | 20 - 0 | 90 - 0 |



DEMETRICE #12

McNEAL DB

6-2 • 194 • So. • 1L
College Park, Ga. (Banneker)
Liberal Arts

2011 — Third on the team with 50 tackles ... Tied for team lead with two forced fumbles ... Made his first career start in the opener with Utah State ... Totaled seven tackles ... Also added a pass break-up ... Totaled career-best eight tackles against Mississippi State ... Recorded his first career interception in the first quarter and returned it 43 yards for a touchdown ... TD was the first of his career ... Added a tackle for a loss ... First Auburn player to return an interception for a TD since T'Sharvan Bell against South Carolina in the 2010 SEC Championship game ... Totaled career-best eight tackles and forced the second fumble of his career at Clemson ... Includes seven solo stops ... Forced a fumble and recorded a deflection to go with four tackles against FAU ... Made his second interception of the season at South Carolina ... Led the team with eight tackles ... Two tackles at Arkansas ... Five tackles in win over Florida.

McNEAL'S CAREER DEFENSIVE STATS

| YEAR | G/GS | TT | UT | AT | TFL-YDS | QBS-YDS | FF/FR | PD | I/YDS |
|---------------|-------------|-----------|-----------|-----------|--------------|--------------|------------|----------|-------------|
| 2010 | 13/0 | 24 | 17 | 7 | 0.0-0 | 0.0-0 | 1/0 | 1 | 0/0 |
| 2011 | 8/8 | 50 | 28 | 22 | 1.0-4 | 0.0-0 | 2/0 | 2 | 2/43 |
| Totals | 21/8 | 74 | 45 | 29 | 1.0-4 | 0.0-0 | 3/0 | 3 | 2/43 |

MCNEAL'S CAREER GAME HIGH STATS

| | No. | Opponent | Date |
|---------------|-----|-----------------------------|---------|
| Tackles | 8 | 2x (Last at South Carolina) | 10/1/11 |
| Deflections | 1 | 2x (Last vs. Utah State) | 9/3/11 |
| Interceptions | 1 | 2x (Last at South Carolina) | 10/1/11 |

McNEAL'S GAME-BY-GAME DEFENSIVE STATS

| DATE | OPPONENT | TT | UT | AT | PD | INT-YDS |
|----------|------------------------|----|--------------|----|----|---------|
| 9/4/10 | ARKANSAS STATE | 0 | 0 | 0 | 0 | 0-0 |
| 9/9/10 | at Mississippi State | 1 | 1 | 0 | 0 | 0-0 |
| 9/18/10 | CLEMSON | 0 | 0 | 0 | 0 | 0-0 |
| 9/25/10 | SOUTH CAROLINA | 4 | 4 | 0 | 0 | 0-0 |
| 10/2/10 | LOUISIANA-MONROE | | DID NOT PLAY | | | |
| 10/9/10 | at Kentucky | 3 | 1 | 2 | 0 | 0-0 |
| 10/16/10 | ARKANSAS | 2 | 1 | 1 | 0 | 0-0 |
| 10/23/10 | LSU | 1 | 1 | 0 | 0 | 0-0 |
| 10/30/10 | at Ole Miss | 0 | 0 | 0 | 0 | 0-0 |
| 11/6/10 | CHATTANOOGA | 5 | 3 | 2 | 0 | 0-0 |
| 11/13/10 | GEORGIA | 0 | 0 | 0 | 1 | 0-0 |
| 11/26/10 | at Alabama | 1 | 1 | 0 | 0 | 0-0 |
| 12/4/10 | South Carolina (SECCG) | 2 | 1 | 1 | 0 | 0-0 |
| 1/10/11 | Oregon (BCSNG) | 1 | 1 | 0 | 0 | 0-0 |

McNEAL'S GAME-BY-GAME DEFENSIVE STATS

| DATE | OPPONENT | TT | UT | AT | PD | INT-YDS |
|----------|---------------------|----|----|----|----|---------|
| 9/3/11 | * UTAH STATE | 7 | 1 | 6 | 1 | 0-0 |
| 9/10/11 | * MISSISSIPPI STATE | 8 | 5 | 3 | 0 | 1-43 |
| 9/17/11 | * at Clemson | 8 | 7 | 1 | 0 | 0-0 |
| 9/24/11 | * FLORIDA ATLANTIC | 4 | 3 | 1 | 1 | 0-0 |
| 10/1/11 | * at South Carolina | 8 | 5 | 3 | 0 | 1-0 |
| 10/8/11 | * at Arkansas | 2 | 1 | 1 | 0 | 0-0 |
| 10/15/11 | * FLORIDA | 5 | 4 | 1 | 0 | 0-0 |
| 10/22/11 | * at LSU | 7 | 2 | 5 | 0 | 0-0 |



IKEEM #16

MEANS DB

6-0 • 205 • Jr. • 2L
Wetumpka, Ala. (Wetumpka)
Management

2011 — Saw playing time on special teams in the opener with Utah State ... Recorded a special teams tackle against Mississippi State ... Contributed on special teams at Clemson ... Saw action against FAU ... Saw special teams action at South Carolina and Arkansas ... Recovered a muffed punt to seal Auburn's win over Florida ... It was the first fumble recovery of his career ... Saw action on special teams against LSU.

MEAN'S CAREER DEFENSIVE STATS


| YEAR | G/GS | TT | UT | AT | TFL-YDS | QBS-YDS | FF/FR | PD | I/YDS |
|---------------|-------------|-----------|-----------|----------|--------------|--------------|------------|----------|------------|
| 2009 | 12/0 | 10 | 6 | 4 | 0.0-0 | 0.0-0 | 0/0 | 0 | 0/0 |
| 2010 | 14/0 | 10 | 6 | 4 | 0.0-0 | 0.0-0 | 0/0 | 0 | 0/0 |
| 2011 | 8/0 | 1 | 0 | 1 | 0.0-0 | 0.0-0 | 0/1 | 0 | 0/0 |
| Totals | 34/0 | 21 | 12 | 9 | 0.0-0 | 0.0-0 | 0/1 | 0 | 0/0 |

The Players

MEAN'S GAME-BY-GAME DEFENSIVE STATS

| DATE | OPPONENT | TT | UT | AT | PD | INT-YDS |
|----------|------------------------|----|----|----|----|---------|
| 9/4/10 | ARKANSAS STATE | 0 | 0 | 0 | 0 | 0-0 |
| 9/9/10 | at Mississippi State | 2 | 2 | 0 | 0 | 0-0 |
| 9/18/10 | CLEMSON | 0 | 0 | 0 | 0 | 0-0 |
| 9/25/10 | SOUTH CAROLINA | 0 | 0 | 0 | 0 | 0-0 |
| 10/2/10 | LOUISIANA-MONROE | 0 | 0 | 0 | 0 | 0-0 |
| 10/9/10 | at Kentucky | 1 | 0 | 1 | 0 | 0-0 |
| 10/16/10 | ARKANSAS | 1 | 0 | 1 | 0 | 0-0 |
| 10/23/10 | LSU | 0 | 0 | 0 | 0 | 0-0 |
| 10/30/10 | at Ole Miss | 2 | 1 | 1 | 0 | 0-0 |
| 11/6/10 | CHATTANOOGA | 1 | 1 | 0 | 0 | 0-0 |
| 11/13/10 | GEORGIA | 0 | 0 | 0 | 0 | 0-0 |
| 11/26/10 | at Alabama | 0 | 0 | 0 | 0 | 0-0 |
| 12/4/10 | South Carolina (SECCG) | 2 | 2 | 0 | 0 | 0-0 |
| 1/10/11 | Oregon (BCSNCG) | 1 | 0 | 1 | 0 | 0-0 |

| DATE | OPPONENT | TT | UT | AT | PD | INT-YDS |
|----------|-------------------|----|----|----|----|---------|
| 9/3/11 | UTAH STATE | 0 | 0 | 0 | 0 | 0-0 |
| 9/10/11 | MISSISSIPPI STATE | 1 | 0 | 1 | 0 | 0-0 |
| 9/17/11 | at Clemson | 0 | 0 | 0 | 0 | 0-0 |
| 9/24/11 | FLORIDA ATLANTIC | 0 | 0 | 0 | 0 | 0-0 |
| 10/1/11 | at South Carolina | 0 | 0 | 0 | 0 | 0-0 |
| 10/8/11 | at Arkansas | 0 | 0 | 0 | 0 | 0-0 |
| 10/15/11 | FLORIDA | 0 | 0 | 0 | 0 | 0-0 |
| 10/22/11 | at LSU | 0 | 0 | 0 | 0 | 0-0 |



JONATHON #6
MINCY DB

5-10 • 180 • Fr. • RS
Decatur, Ga. (SW Dekalb)
Undecided

2011 — Saw action in the opener against Utah State ... Saw increased playing time against Mississippi State and recorded three tackles ... Saw extensive action at corner against Clemson ... Totaled a career-high five tackles, including four solo stops ... Made his first career start against Florida Atlantic ... Posted two tackles ... Started for the second consecutive week at South Carolina ... Totaled one tackle and recovered a fumble ... One tackle and one breakup at Arkansas ... One tackle against Florida ... Tallied one stop at LSU.

MINCY'S CAREER DEFENSIVE STATS

| YEAR | G/GS | TT | UT | AT | TFL-YDS | QBS-YDS | FF/FR | PD | I/YDS |
|------|------|----|----|----|---------|---------|-------|----|-------|
| 2011 | 8/2 | 14 | 11 | 3 | 0.0-0 | 0.0-0 | 0/1 | 1 | 0-0 |

MINCY'S CAREER GAME HIGH STATS

| No. | Opponent | Date |
|---------|----------|------------|
| Tackles | 5 | at Clemson |

MINCY'S GAME-BY-GAME DEFENSIVE STATS

| DATE | OPPONENT | TT | UT | AT | PD | INT-YDS |
|----------|---------------------|----|----|----|----|---------|
| 9/3/11 | UTAH STATE | 0 | 0 | 0 | 0 | 0-0 |
| 9/10/11 | MISSISSIPPI STATE | 3 | 3 | 0 | 0 | 0-0 |
| 9/17/11 | at Clemson | 5 | 4 | 1 | 0 | 0-0 |
| 9/24/11 | * FLORIDA ATLANTIC | 2 | 0 | 2 | 0 | 0-0 |
| 10/1/11 | * at South Carolina | 1 | 1 | 0 | 0 | 0-0 |
| 10/8/11 | at Arkansas | 1 | 1 | 0 | 1 | 0-0 |
| 10/15/11 | FLORIDA | 1 | 1 | 0 | 0 | 0-0 |
| 10/22/11 | at LSU | 1 | 1 | 0 | 0 | 0-0 |



CLINT #15
MOSELEY QB

6-3 • 213 • So. • 1L
Leroy, Ala. (Leroy)
Sociology

2011 — Attempted his first collegiate pass against Utah State ... Completed the strike for 25 yards to Onterio McCalebb ... Play came on a trick play that saw fellow QB Kiehl Frazier take the snap under center ... Saw snaps against Mississippi State, but did not attempt a pass ... Completed a pass against Arkansas for five yards ... Entered the game after the half in relief of Barrett Trotter against Florida and completed 4-of-7 passes for 90 yards ... Long play was a 42-yard completion to Quindarius Carr ... Made his first career start at LSU and hit on 12-of-20 passes for 145 yards ... 145 yards were the 15th-highest total for a first-time Auburn starting QB.

MOSELEY'S CAREER PASSING STATS

| YEAR | G/GS | CMP | ATT | PCT | YDS | INT | TD | LP/OPPONENT |
|------|------|-----|-----|------|-----|-----|----|-------------|
| 2011 | 5/1 | 18 | 29 | 62.1 | 265 | 1 | 0 | 42/Florida |

MOSELEY'S CAREER GAME HIGH STATS

| No. | Opponent | Date |
|---------------|----------|--------|
| Completions | 12 | at LSU |
| Pass Attempts | 20 | at LSU |
| Pass Yards | 145 | at LSU |
| Pass TDs | 0 | -- |

MOSELEY'S GAME-BY-GAME PASSING STATS

| DATE | OPPONENT | CMP | ATT | YDS | INT | TD | TD Pass |
|----------|-------------------|-----|-----|-----|-----|----|--------------|
| 9/3/11 | UTAH STATE | 1 | 1 | 25 | 0 | 0 | -- |
| 9/10/11 | MISSISSIPPI STATE | 0 | 0 | 0 | 0 | 0 | -- |
| 9/17/11 | at Clemson | | | | | | DID NOT PLAY |
| 9/24/11 | FLORIDA ATLANTIC | | | | | | DID NOT PLAY |
| 10/1/11 | at South Carolina | | | | | | DID NOT PLAY |
| 10/8/11 | at Arkansas | 1 | 1 | 5 | 0 | 0 | -- |
| 10/15/11 | FLORIDA | 4 | 7 | 90 | 0 | 0 | -- |
| 10/22/11 | at LSU | 12 | 20 | 145 | 1 | 0 | -- |



BRANDON #75
MOSLEY OL

6-6 • 305 • Sr. • 1L
Jefferson, GA (Coffeyville [KS]/Jefferson HS)
Public Administration

CAREER — Started 19 straight games and appeared in 22 ... Part of offense that became the first AU team to ever rush for 300 yards or more in six straight SEC games during 2010 season.

2011 — *SEC Coaches Pre-Season second team* ... Phil Steele Midseason All-SEC Second Team ... Made his 12th straight start in the season opener Got the start at right tackle against Mississippi State ... Start at right tackle for the second consecutive game at Clemson ... Was the starter at right tackle against FAU ... Started at right tackle against South Carolina ... Made the start at right tackle in the road game at Arkansas ... Started against Florida and LSU.

The Players



LADARIUS #10
OWENS DE
6-2 • 237 • Fr. • RS
Bessemer, Ala. (Jess Lanier)
Liberal Arts

2011 — Recorded one tackle against Mississippi State ... Posted three tackles against FAU ... Added one TFL and a QB hurry ... Made a pair of stops and added a sack as part of 1.5 TFL in win over South Carolina ... Two tackles at Arkansas ... Missed last two games after suffering an injury at Arkansas.

OWENS' CAREER DEFENSIVE STATS

| YEAR | G/GS | TT | UT | AT | TFL-YDS | QBS-YDS | FF/FR | PD | I/YDS |
|------|------|----|----|----|---------|---------|-------|----|-------|
| 2011 | 4/0 | 8 | 4 | 4 | 2.5-8 | 1.0-6 | 0/0 | 0 | 0/0 |

OWENS' CAREER GAME HIGH STATS

| | No. | Opponent | Date |
|------------------|-----|-------------------|---------|
| Tackles | 3 | Florida Atlantic | 9/24/11 |
| Tackles for loss | 1.5 | at South Carolina | 10/1/11 |
| Sacks | 1.0 | at South Carolina | 10/1/11 |

OWENS' GAME-BY-GAME DEFENSIVE STATS

| DATE | OPPONENT | TT | UT | AT | TFL-YDS | QBS-YDS |
|----------|-------------------|----|----|----|--------------|---------|
| 9/3/11 | UTAH STATE | | | | DID NOT PLAY | |
| 9/10/11 | MISSISSIPPI STATE | 1 | 0 | 1 | 0.0-0 | 0.0-0 |
| 9/17/11 | at Clemson | | | | DID NOT PLAY | |
| 9/24/11 | FLORIDA ATLANTIC | 3 | 2 | 1 | 1.0-1 | 0.0-0 |
| 10/1/11 | at South Carolina | 2 | 1 | 1 | 1.5-7 | 1.0-6 |
| 10/8/11 | at Arkansas | 2 | 1 | 1 | 0.0-0 | 0.0-0 |
| 10/15/11 | FLORIDA | | | | DID NOT PLAY | |
| 10/22/11 | at LSU | | | | DID NOT PLAY | |



CODY #36
PARKEY K
6-0 • 190 • So. • 1L
Jupiter, Fla. (Jupiter)
Marketing

2011 — Phil Steele Midseason All-SEC Third team ... Has 22 touchbacks on the season ... Kicked off seven times with four touchbacks in the opener with Utah State ... Perfect on six extra-point tries ... Made the first two field goals of his collegiate career (43 and 37) against Mississippi State ... Averaged 69.6 yards on eight kickoffs ... Recorded four touchbacks ... Perfect on five PATs ... Successful only his lone field goal attempt against Clemson, a 38-yarder ... Perfect on three PATs ... Converted three of four field goals against FAU (41, 31, 37) ... Connected on a 21-yard attempt at South Carolina, his only attempt of the night ... Totaled two touchbacks on three kickoffs at Arkansas ... Connected on both PAT tries ... Booted a 42-yard field goal with 35 seconds remaining to ice the win over Florida ... Hit his only attempt of the day - a 42-yarder - at LSU.

PARKEY'S CAREER KICKING STATS

| YEAR | FG-A | Pct. | 0-19 | 20-29 | 30-39 | 40-49 | 50+ | PAT | PTS |
|------|------|------|------|-------|-------|-------|-----|-------|-----|
| 2011 | 9-12 | .750 | 0-0 | 1-1 | 4-4 | 4-7 | 0-0 | 23-24 | 50 |

PARKEY'S CAREER GAME HIGH STATS

| | No. | Opponent | Date |
|-------------|-----|------------------|---------|
| FG Attempts | 4 | Florida Atlantic | 9/24/11 |
| FGs Made | 3 | Florida Atlantic | 9/24/11 |

2011 Field Goal Sequence (Made/Missed):

UTAH STATE: None
MISSISSIPPI STATE: 43, 37
at Clemson: 38
FLORIDA ATLANTIC: 41, 31, 37, 47
at South Carolina: 21
at Arkansas: No attempts
FLORIDA: 45, 42, 42
at LSU: 42



LADARIOUS #37
PHILLIPS RB
6-0 • 291 • Fr. • RS
Roanoke, Ala. (Handley)
Exercise Science

2011 — Saw snaps in the first two games of the season ... Saw time against FAU, South Carolina, Arkansas and Florida.



TROVON #1
REED WR
6-0 • 183 • Fr. • RS
Thibodaux, La. (Thibodaux)
Liberal Arts

2011 — Recorded the first receptions of his career against Utah State ... Finished with four catches for 33 yards ... Had one reception for no gain against Mississippi State ... Three catches for 31 yards at Clemson ... Also rushed two times for 12 yards ... Posted five receptions for 27 yards against Florida Atlantic ... Returned from injury at LSU and had two catches for 26 yards.

REED'S CAREER RECEIVING STATS

| YEAR | G/GS | NO | YDS | AVG | TD | LP/OPPONENT |
|--------|------|----|-----|-----|----|---------------------|
| 2010 | 1/0 | 0 | 0 | 0.0 | 0 | -- |
| 2011 | 5/1 | 15 | 117 | 7.8 | 0 | 21/Florida Atlantic |
| Totals | 6/1 | 15 | 117 | 7.8 | 0 | 21/Florida Atlantic |

REED'S CAREER RUSHING STATS

| YEAR | G/GS | NO | YDS | AVG | TD | LP/OPPONENT |
|--------|------|----|-----|-----|----|-------------|
| 2010 | 1/0 | 2 | 8 | 4.0 | 0 | 6/Clemson |
| 2011 | 5/1 | 2 | 12 | 6.0 | 0 | 10/Clemson |
| Totals | 6/1 | 4 | 20 | 5.0 | 0 | 10/Clemson |

REED'S CAREER PUNT RETURN STATS

| YEAR | G/GS | NO | YDS | AVG | TD | LP/OPPONENT |
|------|------|----|-----|-----|----|----------------------|
| 2011 | 5/1 | 8 | 42 | 5.2 | 0 | 9/Utah State and MSU |


REED'S GAME-BY-GAME RECEIVING STATS

| DATE | OPPONENT | REC | YDS | AVG | TD | TD REC |
|----------|-------------------|-----|-----|------|----|--------------|
| 9/3/11 | UTAH STATE | 4 | 33 | 8.3 | 0 | -- |
| 9/10/11 | MISSISSIPPI STATE | 1 | 0 | 0.0 | 0 | -- |
| 9/17/11 | * at Clemson | 3 | 31 | 10.3 | 0 | -- |
| 9/24/11 | FLORIDA ATLANTIC | 5 | 27 | 5.4 | 0 | -- |
| 10/1/11 | at South Carolina | | | | | DID NOT PLAY |
| 10/8/11 | at Arkansas | | | | | DID NOT PLAY |
| 10/15/11 | FLORIDA | | | | | DID NOT PLAY |
| 10/22/11 | at LSU | 2 | 26 | 13.0 | 0 | -- |

The Players

REED'S GAME-BY-GAME PUNT RETURN STATS

| DATE | OPPONENT | NO | YDS | AVG | TD | TD RET |
|----------|-------------------|----|-----|--------------|----|--------|
| 9/3/11 | UTAH STATE | 2 | 13 | 6.5 | 0 | -- |
| 9/10/11 | MISSISSIPPI STATE | 1 | 9 | 9.0 | 0 | -- |
| 9/17/11 | * at Clemson | 2 | 6 | 3.0 | 0 | -- |
| 9/24/11 | FLORIDA ATLANTIC | 3 | 14 | 4.7 | 0 | -- |
| 10/1/11 | at South Carolina | | | DID NOT PLAY | | |
| 10/8/11 | at Arkansas | | | DID NOT PLAY | | |
| 10/15/11 | FLORIDA | | | DID NOT PLAY | | |
| 10/22/11 | at LSU | 0 | 0 | 0.0 | 0 | -- |




ASHTON #56

RICHARDSON LB

6-0 • 212 • Sr. • 2L
New Orleans, La. (St. Michael)
Animal Science

2011 — Awarded scholarship by coaches in August 2011 ... Saw first action of the season against Florida Atlantic ... Credited with one QB hurry.



JONATHAN #28

ROSE DB

6-2 • 178 • Fr. • HS
Leeds, Ala. (Leeds)
Undecided

2011 — Saw first action of the season against Florida Atlantic ... Saw snaps at South Carolina, Arkansas and Florida ... Saw reserve action at LSU.



CRAIG #13

SANDERS DE

6-4 • 260 • So. • 1L
Clio, Ala. (Ariton)
Liberal Arts

2011 — Recorded two tackles in the season opener ... Also tallied half a tackle for loss that resulted in a loss of six yards against Utah State ... Three tackles, including 1.5 tackles for loss, against Mississippi State ... Saw snaps at Clemson ... Credited with two tackles and one tackle for loss against FAU ... Also forced a fumble ... Had one tackle at South Carolina ... Saw action at Arkansas ... Credited with one QB hurry against Florida ... One tackle for loss for five yards at LSU.


SANDERS' CAREER DEFENSIVE STATS

| YEAR | G/GS | TT | UT | AT | TFL-YDS | QBS-YDS | FF/FR | PD | I/YDS |
|---------------|-------------|-----------|-----------|----------|---------------|--------------|------------|----------|------------|
| 2010 | 13/0 | 8 | 7 | 1 | 1.0-6 | 1.0-6 | 0/0 | 0 | 0/0 |
| 2011 | 8/0 | 9 | 6 | 3 | 4.0-16 | 0.0-0 | 1/0 | 0 | 0/0 |
| Totals | 21/0 | 17 | 13 | 4 | 5.0-22 | 1.0-6 | 1/0 | 0 | 0/0 |

SANDERS' GAME-BY-GAME DEFENSIVE STATS

| DATE | OPPONENT | TT | UT | AT | TFL-YDS | QBS-YDS |
|----------|------------------------|----|----|----|--------------|---------|
| 9/4/10 | ARKANSAS STATE | 3 | 3 | 0 | 0.0-0 | 0.0-0 |
| 9/9/10 | at Mississippi State | 1 | 1 | 0 | 0.0-0 | 0.0-0 |
| 9/18/10 | CLEMSON | 0 | 0 | 0 | 0.0-0 | 0.0-0 |
| 9/25/10 | SOUTH CAROLINA | 1 | 1 | 0 | 0.0-0 | 0.0-0 |
| 10/2/10 | LOUISIANA-MONROE | 0 | 0 | 0 | 0.0-0 | 0.0-0 |
| 10/9/10 | at Kentucky | | | | DID NOT PLAY | |
| 10/16/10 | ARKANSAS | 1 | 0 | 1 | 0.0-0 | 0.0-0 |
| 10/23/10 | LSU | 0 | 0 | 0 | 0.0-0 | 0.0-0 |
| 10/30/10 | at Ole Miss | 0 | 0 | 0 | 0.0-0 | 0.0-0 |
| 11/6/10 | CHATTANOOGA | 0 | 0 | 0 | 0.0-0 | 0.0-0 |
| 11/13/10 | GEORGIA | 1 | 1 | 0 | 0.0-0 | 0.0-0 |
| 11/26/10 | at Alabama | 0 | 0 | 0 | 0.0-0 | 0.0-0 |
| 12/4/10 | South Carolina (SECCG) | 1 | 1 | 0 | 1.0-6 | 1.0-6 |
| 1/10/11 | Oregon (BCSNCG) | 0 | 0 | 0 | 0.0-0 | 0.0-0 |

| DATE | OPPONENT | TT | UT | AT | TFL-YDS | QBS-YDS |
|----------|-------------------|----|----|----|---------|---------|
| 9/3/11 | UTAH STATE | 2 | 1 | 1 | 0.5-6 | 0.0-0 |
| 9/10/11 | MISSISSIPPI STATE | 3 | 2 | 1 | 1.5-3 | 0.0-0 |
| 9/17/11 | at Clemson | 0 | 0 | 0 | 0.0-0 | 0.0-0 |
| 9/24/11 | FLORIDA ATLANTIC | 2 | 2 | 0 | 1.0-2 | 0.0-0 |
| 10/1/11 | at South Carolina | 1 | 0 | 1 | 0.0-0 | 0.0-0 |
| 10/8/11 | at Arkansas | 0 | 0 | 0 | 0.0-0 | 0.0-0 |
| 10/15/11 | FLORIDA | 0 | 0 | 0 | 0.0-0 | 0.0-0 |
| 10/22/11 | at LSU | 1 | 1 | 0 | 1.0-5 | 0.0-0 |



DEVAUNTE #96

SIGLER DL

6-3 • 263 • Fr. • HS
Mobile, Ala. (B.C. Rain)
Undecided

2011 — True freshman saw his first action in the opener with Utah State ... Tallied one tackle ... Three tackles in win over Mississippi State ... Registered one tackle at Clemson ... One tackle in win over FAU ... Saw snaps against South Carolina ... Credited with one tackle and half a TFL at Arkansas ... Recorded his first career sack against Florida ... One tackle at LSU.

SIGLER'S CAREER DEFENSIVE STATS

| YEAR | G/GS | TT | UT | AT | TFL-YDS | QBS-YDS | FF/FR | PD | I/YDS |
|------|------|----|----|----|---------|---------|-------|----|-------|
| 2011 | 8/0 | 9 | 5 | 4 | 1.5-3 | 1.0-3 | 0/0 | 0 | 0/0 |

SIGLER'S GAME-BY-GAME DEFENSIVE STATS

| DATE | OPPONENT | TT | UT | AT | TFL-YDS | QBS-YDS |
|----------|-------------------|----|----|----|---------|---------|
| 9/3/11 | UTAH STATE | 1 | 0 | 1 | 0.0-0 | 0.0-0 |
| 9/10/11 | MISSISSIPPI STATE | 3 | 2 | 1 | 0.0-0 | 0.0-0 |
| 9/17/11 | at Clemson | 1 | 1 | 0 | 0.0-0 | 0.0-0 |
| 9/24/11 | FLORIDA ATLANTIC | 1 | 1 | 0 | 0.0-0 | 0.0-0 |
| 10/1/11 | at South Carolina | 0 | 0 | 0 | 0.0-0 | 0.0-0 |
| 10/8/11 | at Arkansas | 1 | 0 | 1 | 0.5-0 | 0.0-0 |
| 10/15/11 | FLORIDA | 1 | 1 | 0 | 1.0-3 | 1.0-3 |
| 10/22/11 | at LSU | 1 | 0 | 1 | 0.0-0 | 0.0-0 |

The Players



CHAD SLADE #62
OL

6-5 • 320 • RFr. • RS
Moody, Ala. (Moody)
Liberal Arts

2011 — Saw his first snaps of his career and made his first career start in the season opener against Utah State at right tackle ... Moved inside to right guard for his second start of the season against Mississippi State ... Saw limited snaps against Clemson ... Started at right guard against Florida Atlantic ... Saw time against South Carolina and Arkansas ... Started at left guard against Florida and LSU.



RYAN SMITH #24
DB

6-2 • 208 • So. • 1L
Cordova, Ala. (Cordova)
Liberal Arts

2011 — Saw action against Utah State ... Made the game-saving tackle on Mississippi State quarterback Chris Relf at the goal line as time expired ... First non-special teams tackle of his career ... The tackle was just the fourth of Smith's career ... Set a career high with three stops against Clemson ... Had one solo tackle against FAU ... Saw action against USC ... Tied career high with three tackles at Arkansas ... Saw snaps against Florida ... Posted one tackle at LSU.

SMITH'S CAREER DEFENSIVE STATS

| YEAR | G/GS | TT | UT | AT | TFL-YDS | QBS-YDS | FF/FR | PD | I/YDS |
|---------------|-------------|-----------|-----------|----------|--------------|--------------|------------|----------|------------|
| 2010 | 14/0 | 3 | 3 | 0 | 0.0-0 | 0.0-0 | 0/0 | 0 | 0/0 |
| 2011 | 8/0 | 9 | 7 | 2 | 0.0-0 | 0.0-0 | 0/0 | 0 | 0/0 |
| Totals | 22/0 | 12 | 10 | 2 | 0.0-0 | 0.0-0 | 0/0 | 0 | 0/0 |

SMITH'S GAME-BY-GAME DEFENSIVE STATS

| DATE | OPPONENT | TT | UT | AT | PD | INT-YDS |
|----------|------------------------|----|----|----|----|---------|
| 9/4/10 | ARKANSAS STATE | 0 | 0 | 0 | 0 | 0-0 |
| 9/9/10 | at Mississippi State | 0 | 0 | 0 | 0 | 0-0 |
| 9/18/10 | CLEMSON | 0 | 0 | 0 | 0 | 0-0 |
| 9/25/10 | SOUTH CAROLINA | 0 | 0 | 0 | 0 | 0-0 |
| 10/2/10 | LOUISIANA-MONROE | 0 | 0 | 0 | 0 | 0-0 |
| 10/9/10 | at Kentucky | 0 | 0 | 0 | 0 | 0-0 |
| 10/16/10 | ARKANSAS | 1 | 1 | 0 | 0 | 0-0 |
| 10/23/10 | LSU | 0 | 0 | 0 | 0 | 0-0 |
| 10/30/10 | at Ole Miss | 0 | 0 | 0 | 0 | 0-0 |
| 11/6/10 | CHATTANOOGA | 0 | 0 | 0 | 0 | 0-0 |
| 11/13/10 | GEORGIA | 1 | 1 | 0 | 0 | 0-0 |
| 11/26/10 | at Alabama | 0 | 0 | 0 | 0 | 0-0 |
| 12/4/10 | South Carolina (SECCG) | 1 | 1 | 0 | 0 | 0-0 |
| 1/10/11 | Oregon (BCSNCG) | 0 | 0 | 0 | 0 | 0-0 |

| DATE | OPPONENT | TT | UT | AT | PD | INT-YDS |
|----------|-------------------|----|----|----|----|---------|
| 9/3/11 | UTAH STATE | 0 | 0 | 0 | 0 | 0-0 |
| 9/10/11 | MISSISSIPPI STATE | 1 | 1 | 0 | 0 | 0-0 |
| 9/17/11 | at Clemson | 3 | 2 | 1 | 0 | 0-0 |
| 9/24/11 | FLORIDA ATLANTIC | 1 | 1 | 0 | 0 | 0-0 |
| 10/1/11 | at South Carolina | 0 | 0 | 0 | 0 | 0-0 |
| 10/8/11 | at Arkansas | 3 | 2 | 1 | 0 | 0-0 |
| 10/15/11 | FLORIDA | 0 | 0 | 0 | 0 | 0-0 |
| 10/22/11 | at LSU | 1 | 1 | 0 | 0 | 0-0 |



TRAVANTE STALLWORTH #85
WR

5-9 • 190 • Jr. • 2L
Leesville, Ala. (Leesville)
Public Administration

2011 — Made the first start of his career against Utah State ... Recorded four catches for 93 yards and a touchdown ... Touchdown was a 39-yard catch-and-run ... One reception against Mississippi State ... Team-high five receptions and 71 yards against Clemson ... Started against FAU, but was held without a catch ... Did not record a reception at South Carolina ... Had one reception for 44 yards at Arkansas ... Catch was the longest of his career ... Saw time against Florida ... Two receptions for 10 yards at LSU.

STALLWORTH'S CAREER RECEIVING STATS

| YEAR | G/GS | NO | YDS | AVG | TD | LP/OPPONENT |
|---------------|-------------|-----------|------------|-------------|----------|--------------------|
| 2009 | 10/0 | 2 | 21 | 10.5 | 0 | 16/Ball State |
| 2010 | 3/0 | 0 | 0 | 0.0 | 0 | -- |
| 2011 | 8/5 | 13 | 214 | 16.5 | 1 | 44/Arkansas |
| Totals | 21/5 | 15 | 235 | 15.7 | 1 | 44/Arkansas |

STALLWORTH'S CAREER GAME HIGH STATS

| | No. | Opponent | Date |
|-----------------|-----|------------|---------|
| Receptions | 5 | Clemson | 9/17/11 |
| Receiving Yards | 93 | Utah State | 9/3/11 |
| TDS | 1 | Utah State | 9/3/11 |

STALLWORTH'S GAME-BY-GAME RECEIVING STATS

| DATE | OPPONENT | REC | YDS | AVG | TD | TD REC |
|----------|---------------------|-----|-----|------|----|--------|
| 9/3/11 | * UTAH STATE | 4 | 93 | 23.3 | 1 | 39 |
| 9/10/11 | * MISSISSIPPI STATE | 1 | -4 | -4.0 | 0 | -- |
| 9/17/11 | * at Clemson | 5 | 71 | 14.2 | 0 | 20 |
| 9/24/11 | * FLORIDA ATLANTIC | 0 | 0 | 0.0 | 0 | -- |
| 10/1/11 | at South Carolina | 0 | 0 | 0.0 | 0 | -- |
| 10/8/11 | * at Arkansas | 1 | 44 | 44.0 | 0 | -- |
| 10/15/11 | FLORIDA | 0 | 0 | 0.0 | 0 | -- |
| 10/22/11 | at LSU | 2 | 10 | 5.0 | 0 | -- |




JOHN SULLEN #71
OL

6-5 • 333 • Jr. • 2L
Auburn, Ala. (Auburn)
History

CAREER — Played in 33 games, recording seven starts.

2010 — Made his second career start against Utah State in the season opener ... Saw snaps against Mississippi State, but did not start ... Started at right guard against Clemson ... Started at right guard against South Carolina ... Made the start at right guard against Arkansas ... Was the starter at right guard against Florida and LSU.

The Players



**ROBENSON
THEREZIE** #27
DB
5-9 • 192 • Fr. • HS
Miami, Fla. (Jackson)
Undecided

2011 — Saw snaps, but did not record any stats against Utah State ... Had one assisted tackle against Mississippi State ... Saw time against Clemson ... Posted five tackles against Florida Atlantic ... Also credited with a deflection ... Saw time against South Carolina ... Made one stop at Arkansas Returned the first kickoff of his career for 36 yards against Florida ... Three tackles at LSU ... Also returned four kicks for 90 yards with a long of 36.



**NEIKO
THORPE** #15
DB
6-3 • 191 • Sr. • 3L
Tucker, Ga. (HS)
Philosophy

CAREER — Has one return for touchdown, a 69-yard blocked FG vs. UK (10/17/09) ... Seven career double-digit tackle games ... Has 241 tackles for his career.

2011 — *SEC Coaches Pre-Season Third Team* ... Phil Steele Midseason All-SEC Third team ... Leads Auburn with 64 tackles ... Recorded nine tackles against Utah State in his first game at safety ... Total included seven unassisted stops ... 11 tackles against Mississippi State ... Also in on a TFL ... Led Auburn with 16 tackles against Clemson ... First Auburn player to record more than 15 tackles since Dontarrius Thomas posted 19 stops against Syracuse on 9/22/01 ... Also recovered the first fumble of his career against Clemson ... Made four tackles and recorded his fifth career interception in win over Florida Atlantic ... Made his sixth career interception against South Carolina ... Added one tackle and one deflection ... Made six tackles with one breakup at Arkansas ... Three tackles with two breakups in win over Florida ... Team-high 14 tackles in loss at LSU.

THORPE' CAREER DEFENSIVE STATS

| YEAR | G/GS | TT | UT | AT | TFL-YDS | QBS-YDS | FF/FR | PD | I/YDS |
|---------------|--------------|------------|------------|-----------|--------------|--------------|------------|-----------|--------------|
| 2008 | 11/1 | 29 | 20 | 9 | 0.0-0 | 0.0-0 | 1/0 | 6 | 2-101 |
| 2009 | 13/13 | 84 | 56 | 28 | 0.5-1 | 0.0-0 | 1/0 | 11 | 2-22 |
| 2010 | 14/13 | 64 | 45 | 19 | 0.5-1 | 0.0-0 | 0/0 | 9 | 0-0 |
| 2011 | 8/8 | 64 | 29 | 35 | 0.5-1 | 0.0-0 | 0/1 | 4 | 2-66 |
| Totals | 46/35 | 241 | 150 | 91 | 1.5-3 | 0.0-0 | 2/1 | 30 | 6-189 |

THORPE'S CAREER GAME HIGH STATS

| | No. | Opponent | Date |
|---------------|-----|-----------------------------|---------|
| Tackles | 16 | at Clemson | 9/17/11 |
| Interceptions | 1 | 6x (last at South Carolina) | 10/1/11 |

THORPE'S GAME-BY-GAME DEFENSIVE STATS

| DATE | OPPONENT | TT | UT | AT | PD | INT-YDS |
|----------|-------------------|--------------|----|----|----|---------|
| 8/30/08 | LOUISIANA-MONROE | 7 | 5 | 2 | 2 | 0-0 |
| 9/6/08 | SOUTHERN MISS | 1 | 1 | 0 | 0 | 0-0 |
| 9/13/08 | MISSISSIPPI STATE | 0 | 0 | 0 | 0 | 0-0 |
| 9/20/08 | LSU | 2 | 2 | 0 | 0 | 0-0 |
| 9/27/08 | TENNESSEE | 4 | 3 | 1 | 0 | 0-0 |
| 10/4/08 | at Vanderbilt | 2 | 1 | 1 | 2 | 0-0 |
| 10/11/08 | * ARKANSAS | 7 | 3 | 4 | 0 | 1-59 |
| 10/23/08 | at West Virginia | 0 | 0 | 0 | 0 | 0-0 |
| 11/1/08 | at Ole Miss | DID NOT PLAY | | | | |
| 11/8/08 | TENNESSEE-MARTIN | 0 | 0 | 0 | 0 | 1-42 |
| 11/15/08 | GEORGIA | 2 | 2 | 0 | 0 | 0-0 |
| 11/29/08 | at Alabama | 4 | 3 | 1 | 0 | 0-0 |

| DATE | OPPONENT | TT | UT | AT | PD | INT-YDS |
|----------|--------------------------|----|----|----|----|---------|
| 9/5/09 | * LOUISIANA TECH | 3 | 3 | 0 | 1 | 0-0 |
| 9/12/09 | * MISSISSIPPI STATE | 7 | 5 | 2 | 0 | 0-0 |
| 9/19/09 | * WEST VIRGINIA | 7 | 5 | 2 | 2 | 1-22 |
| 9/26/09 | * BALL STATE | 6 | 5 | 1 | 0 | 0-0 |
| 10/3/09 | * at Tennessee | 7 | 3 | 4 | 0 | 0-0 |
| 10/10/09 | * at Arkansas | 11 | 6 | 5 | 0 | 0-0 |
| 10/17/09 | * KENTUCKY | 4 | 3 | 1 | 2 | 0-0 |
| 10/24/09 | * at LSU | 8 | 2 | 6 | 1 | 0-0 |
| 10/31/09 | * OLE MISS | 2 | 2 | 0 | 1 | 0-0 |
| 11/7/09 | * FURMAN | 2 | 1 | 1 | 0 | 0-0 |
| 11/14/09 | * at Georgia | 5 | 1 | 4 | 0 | 0-0 |
| 11/27/09 | * ALABAMA | 8 | 7 | 1 | 1 | 0-0 |
| 1/1/10 | * Northwestern (Outback) | 14 | 13 | 1 | 1 | 1-0 |

| DATE | OPPONENT | TT | UT | AT | PD | INT-YDS |
|----------|--------------------------|----|----|----|----|---------|
| 9/4/10 | * ARKANSAS STATE | 4 | 3 | 1 | 1 | 0-0 |
| 9/9/10 | * at Mississippi State | 3 | 2 | 1 | 1 | 0-0 |
| 9/18/10 | * CLEMSON | 5 | 4 | 1 | 0 | 0-0 |
| 9/25/10 | * SOUTH CAROLINA | 3 | 2 | 1 | 1 | 0-0 |
| 10/2/10 | LOUISIANA-MONROE | 2 | 2 | 0 | 0 | 0-0 |
| 10/9/10 | * at Kentucky | 4 | 1 | 3 | 0 | 0-0 |
| 10/16/10 | * ARKANSAS | 10 | 10 | 0 | 1 | 0-0 |
| 10/23/10 | * LSU | 6 | 4 | 2 | 1 | 0-0 |
| 10/30/10 | * at Ole Miss | 7 | 5 | 2 | 0 | 0-0 |
| 11/6/10 | * CHATTANOOGA | 2 | 2 | 0 | 1 | 0-0 |
| 11/13/10 | * GEORGIA | 0 | 0 | 0 | 0 | 0-0 |
| 11/26/10 | * at Alabama | 12 | 6 | 6 | 2 | 0-0 |
| 12/4/10 | * South Carolina (SECCG) | 4 | 3 | 1 | 1 | 0-0 |
| 1/10/11 | * Oregon (BCSNCG) | 2 | 1 | 1 | 0 | 0-0 |

| DATE | OPPONENT | TT | UT | AT | PD | INT-YDS |
|----------|---------------------|----|----|----|----|---------|
| 9/3/11 | * UTAH STATE | 9 | 7 | 2 | 0 | 0-0 |
| 9/10/11 | * MISSISSIPPI STATE | 11 | 4 | 7 | 0 | 0-0 |
| 9/17/11 | * at Clemson | 16 | 8 | 8 | 0 | 0-0 |
| 9/24/11 | * FLORIDA ATLANTIC | 4 | 3 | 1 | 0 | 1-46 |
| 10/1/11 | * at South Carolina | 1 | 0 | 1 | 1 | 1-20 |
| 10/8/11 | * at Arkansas | 6 | 3 | 3 | 1 | 0-0 |
| 10/15/11 | * FLORIDA | 3 | 2 | 1 | 2 | 0-0 |
| 10/22/11 | * at LSU | 14 | 2 | 12 | 0 | 0-0 |



**JAMAR
TRAVIS** #74
DL
6-0 • 294 • Jr. • 2L
Brewton, Ala. (W.S. Neal)
Public Administration

2011 — Recorded one tackle against Utah State ... Had one tackle for loss ... Also credited with one hurry ... One tackle in win over Mississippi State ... Saw snaps against Clemson ... Totaled two tackles against Florida Atlantic ... Saw action against South Carolina ... Saw snaps against Arkansas, Florida and LSU.


TRAVIS' CAREER DEFENSIVE STATS

| YEAR | G/GS | TT | UT | AT | TFL-YDS | QBS-YDS | FF/FR | PD | I/YDS |
|---------------|-------------|----------|----------|----------|--------------|--------------|------------|----------|------------|
| 2010 | 14/0 | 3 | 3 | 0 | 0.0-0 | 0.0-0 | 0/0 | 0 | 0/0 |
| 2011 | 8/0 | 4 | 3 | 1 | 1.0-1 | 0.0-0 | 0/0 | 0 | 0/0 |
| Totals | 22/0 | 7 | 6 | 1 | 1.0-1 | 0.0-0 | 0/0 | 0 | 0/0 |

TRAVIS' GAME-BY-GAME DEFENSIVE STATS

| DATE | OPPONENT | TT | UT | AT | TFL-YDS | QBS-YDS |
|----------|-------------------|----|----|----|---------|---------|
| 9/3/11 | UTAH STATE | 1 | 0 | 1 | 0.0-0 | 0.0-0 |
| 9/10/11 | MISSISSIPPI STATE | 1 | 0 | 1 | 0.0-0 | 0.0-0 |
| 9/17/11 | at Clemson | 0 | 0 | 0 | 0.0-0 | 0.0-0 |
| 9/24/11 | FLORIDA ATLANTIC | 2 | 2 | 0 | 0.0-0 | 0.0-0 |
| 10/1/11 | at South Carolina | 0 | 0 | 0 | 0.0-0 | 0.0-0 |
| 10/8/11 | at Arkansas | 0 | 0 | 0 | 0.0-0 | 0.0-0 |
| 10/15/11 | FLORIDA | 0 | 0 | 0 | 0.0-0 | 0.0-0 |
| 10/22/11 | at LSU | 0 | 0 | 0 | 0.0-0 | 0.0-0 |

The Players



**BARRETT
TROTTER** #14
QB

6-2 • 207 • Jr. • 1L
Birmingham, Ala. (Briarwood Christian)
Graduate

2011 — 8th in the SEC in pass efficiency (125.3) ... Made his first career start at quarterback against Utah State ... Completed 17-of-23 passes for 261 yards and three touchdowns ... Touchdowns were on throws of 56, 39 and 15 yards ... Led Auburn on two scoring drives with less than four minutes remaining to overcome a 10-point deficit and earn the win ... Completed 16-of-23 passes for 146 yards and two touchdowns against Mississippi State in his first SEC start ... Touchdowns were on throws of 46 and 10 yards ... Completed 12-of-25 passes 198 yards and a touchdown ... One scoring throw of 36 yards ... Hit on 16-of-28 passes for 178 yards and two touchdowns in win over FAU ... Completed 12-of-23 passes for 112 yards and one touchdown in South Carolina victory ... Connected with Phillip Lutzenkirchen for the game-winning touchdown at USC ... Completed 6-of-19 passes for 81 yards at Arkansas ... Hit on 2-of-8 passes for 33 yards, including a 25-yard TD, in win over Florida.

TROTTER'S CAREER PASSING STATS

| YEAR | G/GS | CMP | ATT | PCT | YDS | INT | TD | LP/OPPONENT |
|---------------|-------------|-----------|------------|-------------|-------------|----------|-----------|---------------------------|
| 2010 | 5/0 | 6 | 9 | 66.7 | 64 | 0 | 0 | 16/South Carolina (SECCG) |
| 2011 | 7/7 | 81 | 149 | 54.4 | 1009 | 6 | 10 | 56/Utah State |
| Totals | 12/7 | 87 | 158 | 55.1 | 1073 | 6 | 10 | 56/Utah State |


TROTTER'S CAREER GAME HIGH STATS

| | No. | Opponent | Date |
|---------------|-----|-------------------|---------|
| Completions | 17 | Utah State | 9/3/11 |
| Pass Attempts | 28 | Florida Atlantic | 9/24/11 |
| Pass Yards | 261 | Utah State | 9/3/11 |
| Pass TDs | 3 | Utah State | 9/3/11 |
| Interceptions | 2 | at South Carolina | 10/1/11 |

TROTTER'S GAME-BY-GAME PASSING STATS

| DATE | OPPONENT | CMP | ATT | YDS | INT | TD | TD Pass |
|----------|------------------------|-----|-----|-----|-----|----|--------------|
| 9/4/10 | ARKANSAS STATE | 1 | 1 | 13 | 0 | 0 | -- |
| 9/9/10 | at Mississippi State | | | | | | DID NOT PLAY |
| 9/18/10 | CLEMSON | | | | | | DID NOT PLAY |
| 9/25/10 | SOUTH CAROLINA | | | | | | DID NOT PLAY |
| 10/2/10 | LOUISIANA-MONROE | 3 | 5 | 27 | 0 | 0 | -- |
| 10/9/10 | at Kentucky | | | | | | DID NOT PLAY |
| 10/16/10 | ARKANSAS | | | | | | DID NOT PLAY |
| 10/23/10 | LSU | | | | | | DID NOT PLAY |
| 10/30/10 | at Ole Miss | 0 | 0 | 0 | 0 | 0 | -- |
| 11/6/10 | CHATTANOOGA | 1 | 2 | 8 | 0 | 0 | -- |
| 11/13/10 | GEORGIA | 0 | 0 | 0 | 0 | 0 | -- |
| 11/26/10 | at Alabama | | | | | | DID NOT PLAY |
| 12/4/10 | South Carolina (SECCG) | 1 | 1 | 16 | 0 | 0 | -- |
| 1/10/11 | Oregon (BCSNCG) | | | | | | DID NOT PLAY |


| DATE | OPPONENT | CMP | ATT | YDS | INT | TD | TD Pass |
|----------|---------------------|-----|-----|-----|-----|----|--------------|
| 9/3/11 | * UTAH STATE | 17 | 23 | 261 | 0 | 3 | 56, 39, 15 |
| 9/10/11 | * MISSISSIPPI STATE | 16 | 23 | 146 | 1 | 2 | 46, 10 |
| 9/17/11 | * at Clemson | 12 | 25 | 198 | 1 | 1 | 36 |
| 9/24/11 | * FLORIDA ATLANTIC | 16 | 28 | 178 | 1 | 2 | 10, 51 |
| 10/1/11 | * at South Carolina | 12 | 23 | 112 | 2 | 1 | 9 |
| 10/8/11 | * at Arkansas | 6 | 19 | 81 | 1 | 0 | -- |
| 10/15/11 | * FLORIDA | 2 | 8 | 33 | 0 | 1 | 25 |
| 10/22/11 | at LSU | | | | | | DID NOT PLAY |



**C.J.
UZOMAH** #38
WR

6-4 • 236 • Fr. • HS
Suwanee, Ga. (North Gwinnett)
Undecided

2011 — Saw playing time in all eight games this season, primarily on special teams.



**JEFFREY
WHITAKER** #54
DT

6-4 • 312 • So. • 1L
Warner Robins, Ga. (Warner Robins)
Liberal Arts

2011 — Made his first career start against Utah State ... Recorded a pair of tackles ... Also credited with half a tackle for loss ... Three tackles against Mississippi State ... Started against Clemson, but did not record a tackle ... Recorded two tackles against FAU ... Started on the defensive line against South Carolina ... Tallied two tackles and forced a fumble against the Gamecocks ... Credited with one tackle and a fumble recovery at Arkansas ... Fumble recovery was the first of his career ... Totaled two tackles and one QB hurry against Florida ... Started at defensive tackle against LSU.

WHITAKER'S CAREER DEFENSIVE STATS

| YEAR | G/GS | TT | UT | AT | TFL-YDS | QBS-YDS | FF/FR | PD | I/YDS |
|---------------|-------------|-----------|-----------|----------|--------------|--------------|------------|----------|------------|
| 2010 | 14/0 | 7 | 4 | 3 | 0.0-0 | 0.0-0 | 0/0 | 0 | 0/0 |
| 2011 | 8/8 | 12 | 9 | 3 | 0.5-1 | 0.0-0 | 1/1 | 0 | 0/0 |
| Totals | 22/8 | 19 | 13 | 6 | 0.5-1 | 0.0-0 | 1/1 | 0 | 0/0 |

WHITAKER'S CAREER GAME HIGH STATS


| | No. | Opponent | Date |
|---------|-----|---------------------------------|---------|
| Tackles | 3 | 2x (last vs. Mississippi State) | 9/10/11 |
| TFL's | 0.5 | Utah State | 9/3/11 |

WHITAKER'S GAME-BY-GAME DEFENSIVE STATS

| DATE | OPPONENT | TT | UT | AT | TFL-YDS | QBS-YDS |
|----------|------------------------|----|----|----|---------|---------|
| 9/4/10 | ARKANSAS STATE | 1 | 0 | 1 | 0.0-0 | 0.0-0 |
| 9/9/10 | at Mississippi State | 0 | 0 | 0 | 0.0-0 | 0.0-0 |
| 9/18/10 | CLEMSON | 1 | 1 | 0 | 0.0-0 | 0.0-0 |
| 9/25/10 | SOUTH CAROLINA | 0 | 0 | 0 | 0.0-0 | 0.0-0 |
| 10/2/10 | LOUISIANA-MONROE | 1 | 1 | 0 | 0.0-0 | 0.0-0 |
| 10/9/10 | at Kentucky | 0 | 0 | 0 | 0.0-0 | 0.0-0 |
| 10/16/10 | ARKANSAS | 0 | 0 | 0 | 0.0-0 | 0.0-0 |
| 10/23/10 | LSU | 0 | 0 | 0 | 0.0-0 | 0.0-0 |
| 10/30/10 | at Ole Miss | 0 | 0 | 0 | 0.0-0 | 0.0-0 |
| 11/6/10 | CHATTANOOGA | 3 | 1 | 2 | 0.0-0 | 0.0-0 |
| 11/13/10 | GEORGIA | 0 | 0 | 0 | 0.0-0 | 0.0-0 |
| 11/26/10 | at Alabama | 0 | 0 | 0 | 0.0-0 | 0.0-0 |
| 12/4/10 | South Carolina (SECCG) | 1 | 1 | 0 | 0.0-0 | 0.0-0 |
| 1/10/11 | Oregon (BCSNCG) | 0 | 0 | 0 | 0.0-0 | 0.0-0 |

| DATE | OPPONENT | TT | UT | AT | TFL-YDS | QBS-YDS |
|----------|---------------------|----|----|----|---------|---------|
| 9/3/11 | * UTAH STATE | 2 | 0 | 2 | 0.5-1 | 0.0-0 |
| 9/10/11 | * MISSISSIPPI STATE | 3 | 2 | 1 | 0.0-0 | 0.0-0 |
| 9/17/11 | * at Clemson | 0 | 0 | 0 | 0.0-0 | 0.0-0 |
| 9/24/11 | * FLORIDA ATLANTIC | 2 | 2 | 0 | 0.0-0 | 0.0-0 |
| 10/1/11 | * at South Carolina | 2 | 2 | 0 | 0.0-0 | 0.0-0 |
| 10/8/11 | * at Arkansas | 1 | 1 | 0 | 0.0-0 | 0.0-0 |
| 10/15/11 | * FLORIDA | 2 | 2 | 0 | 0.0-0 | 0.0-0 |
| 10/22/11 | * at LSU | 0 | 0 | 0 | 0.0-0 | 0.0-0 |

The Players



JAWARA #38
WHITE LB
 6-2 • 230 • RFr. • RS
 Troy, Ala. (Charles Henderson)
 Pre-Business

2011 — Saw the first playing time of his career against Utah State ... Credited with one tackle ... Saw snaps against Mississippi State and recorded one tackle ... Made his first career start against Florida Atlantic ... Posted three tackles and his first career tackle for a loss ... Two tackles at South Carolina ... Started at Arkansas and tallied one tackle ... Saw snaps against Florida ... Totaled six tackles, including 0.5 TFL against LSU.

WHITE'S CAREER DEFENSIVE STATS

| YEAR | G/GS | TT | UT | AT | TFL-YDS | QBS-YDS | FF/FR | PD | I/YDS |
|------|------|----|----|----|---------|---------|-------|----|-------|
| 2011 | 7/2 | 14 | 5 | 9 | 1.5-3 | 0.0-0 | 0/0 | 0 | 0/0 |

WHITE'S GAME-BY-GAME DEFENSIVE STATS

| DATE | OPPONENT | TT | UT | AT | TFL-YDS | QBS-YDS |
|----------|--------------------|--------------|----|----|---------|---------|
| 9/3/11 | UTAH STATE | 1 | 0 | 1 | 0.0-0 | 0.0-0 |
| 9/10/11 | MISSISSIPPI STATE | 1 | 1 | 0 | 0.0-0 | 0.0-0 |
| 9/17/11 | at Clemson | DID NOT PLAY | | | | |
| 9/24/11 | * FLORIDA ATLANTIC | 3 | 3 | 0 | 1.0-2 | 0.0-0 |
| 10/1/11 | at South Carolina | 2 | 1 | 1 | 0.0-0 | 0.0-0 |
| 10/8/11 | * at Arkansas | 4 | 0 | 1 | 0.0-0 | 0.0-0 |
| 10/15/11 | FLORIDA | 0 | 0 | 0 | 0.0-0 | 0.0-0 |
| 10/22/11 | at LSU | 6 | 1 | 5 | 0.5-1 | 0.0-0 |



RYAN #19
WHITE DB
 5-10 • 195 • So. • 1L
 Tallahassee, Fla. (Lincoln)
 Pre-Business

2011 — Serves as the holder on extra points and field goals ... Totaled two tackles against Utah State ... Made the first start of his career against Mississippi State ... Recorded four tackles and one break-up ... Made his second career start in the game at Clemson ... Set a career high with five tackles and a break up ... Tied career high five tackles against FAU ... Saw action at Arkansas ... One tackle against Florida ... Saw snaps against LSU.


WHITE'S CAREER DEFENSIVE STATS

| YEAR | G/GS | TT | UT | AT | TFL-YDS | QBS-YDS | FF/FR | PD | I/YDS |
|---------------|-------------|-----------|-----------|----------|--------------|--------------|------------|----------|------------|
| 2010 | 6/0 | 6 | 5 | 1 | 0.0-0 | 0.0-0 | 0/0 | 1 | 0/0 |
| 2011 | 8/2 | 17 | 13 | 4 | 0.0-0 | 0.0-0 | 0/0 | 2 | 0/0 |
| Totals | 14/2 | 23 | 18 | 5 | 0.0-0 | 0.0-0 | 0/0 | 3 | 0/0 |

WHITE'S GAME-BY-GAME DEFENSIVE STATS

| DATE | OPPONENT | TT | UT | AT | PD | INT-YDS |
|----------|------------------------|--------------|----|----|----|---------|
| 9/4/10 | ARKANSAS STATE | DID NOT PLAY | | | | |
| 9/9/10 | at Mississippi State | DID NOT PLAY | | | | |
| 9/18/10 | CLEMSON | DID NOT PLAY | | | | |
| 9/25/10 | SOUTH CAROLINA | DID NOT PLAY | | | | |
| 10/2/10 | LOUISIANA-MONROE | DID NOT PLAY | | | | |
| 10/9/10 | at Kentucky | DID NOT PLAY | | | | |
| 10/16/10 | ARKANSAS | DID NOT PLAY | | | | |
| 10/23/10 | LSU | DID NOT PLAY | | | | |
| 10/30/10 | at Ole Miss | 0 | 0 | 0 | 0 | 0-0 |
| 11/6/10 | CHATTANOOGA | 5 | 4 | 1 | 1 | 0-0 |
| 11/13/10 | GEORGIA | 0 | 0 | 0 | 0 | 0-0 |
| 11/26/10 | at Alabama | 0 | 0 | 0 | 0 | 0-0 |
| 12/4/10 | South Carolina (SECCG) | 0 | 0 | 0 | 0 | 0-0 |
| 1/10/11 | Oregon (BCSNCG) | 1 | 1 | 0 | 0 | 0-0 |

| DATE | OPPONENT | TT | UT | AT | PD | INT-YDS |
|----------|---------------------|----|----|----|----|---------|
| 9/3/11 | UTAH STATE | 2 | 1 | 1 | 0 | 0-0 |
| 9/10/11 | * MISSISSIPPI STATE | 4 | 4 | 0 | 1 | 0-0 |
| 9/17/11 | * at Clemson | 5 | 3 | 2 | 1 | 0-0 |
| 9/24/11 | FLORIDA ATLANTIC | 5 | 4 | 1 | 0 | 0-0 |
| 10/1/11 | at South Carolina | 0 | 0 | 0 | 0 | 0-0 |
| 10/8/11 | at Arkansas | 0 | 0 | 0 | 0 | 0-0 |
| 10/15/11 | FLORIDA | 1 | 1 | 0 | 0 | 0-0 |
| 10/22/11 | at LSU | 0 | 0 | 0 | 0 | 0-0 |



JERMAINE #32
WHITEHEAD DB
 5-11 • 183 • Fr. • HS
 Greenwood, Miss. (Amanda Elzy)
 Undecided

2011 — Saw snaps, but did not record any statistics against Utah State ... Recorded one assisted tackle against Mississippi State ... Saw playing time against Clemson ... Made his first career interception against Florida Atlantic ... Returned the pick 25 yards for a touchdown ... First true freshman to return an interception for a touchdown since Brad Ware against Alabama (34 yards) in 1996 ... Tallied three tackles and a breakup at South Carolina ... Team-high eight tackles at Arkansas ... Added half a TFL for two yards ... Had just seven tackles entering the game ... Credited with three stops and one breakup in the win over Florida ... Two tackles at LSU.

WHITEHEAD'S CAREER DEFENSIVE STATS

| YEAR | G/GS | TT | UT | AT | TFL-YDS | QBS-YDS | FF/FR | PD | I/YDS |
|------|------|----|----|----|---------|---------|-------|----|-------|
| 2011 | 8/0 | 20 | 13 | 7 | 0.5-2 | 0.0-0 | 0/0 | 2 | 1/25 |

WHITEHEAD'S GAME-BY-GAME DEFENSIVE STATS

| DATE | OPPONENT | TT | UT | AT | PD | INT-YDS |
|----------|-------------------|----|----|----|----|---------|
| 9/3/11 | UTAH STATE | 0 | 0 | 0 | 0 | 0-0 |
| 9/10/11 | MISSISSIPPI STATE | 1 | 0 | 1 | 0 | 0-0 |
| 9/17/11 | at Clemson | 2 | 2 | 0 | 0 | 0-0 |
| 9/24/11 | FLORIDA ATLANTIC | 1 | 1 | 0 | 0 | 1-25 |
| 10/1/11 | at South Carolina | 3 | 3 | 0 | 1 | 0-0 |
| 10/8/11 | at Arkansas | 8 | 4 | 4 | 0 | 0-0 |
| 10/15/11 | FLORIDA | 3 | 2 | 1 | 1 | 0-0 |
| 10/22/11 | at LSU | 2 | 1 | 1 | 0 | 0-0 |

The Players



JAY #84

WISNER WR

6-2 • 190 • Sr. • 1L
Bozeman, Mt. (Saddleback JC)
Undecided

2011 — Saw first action of the season against Mississippi State ... Also saw snaps against Clemson and FAU ... Made first reception of the season against South Carolina for 20 yards ... Saw action against Arkansas ... Made his fourth career start against Florida ... Made his second-straight start at LSU.



GABE #90

WRIGHT DL

6-3 • 316 • Fr. • HS
Columbus, Ga. (Carver)
Undecided

2011 — Saw playing time in the first three games of the season ... Recorded his first career tackle against Clemson ... Saw action on the defensive line against FAU ... Saw snaps against South Carolina ... Had one tackle, including a TFL for five yards, at Arkansas ... Also forced the first fumble of his career ... Saw snaps against Florida ... Recorded one tackle at LSU.

WRIGHT'S CAREER DEFENSIVE STATS

| YEAR | G/GS | TT | UT | AT | TFL-YDS | QBS-YDS | FF/FR | PD | I/YDS |
|------|------|----|----|----|---------|---------|-------|----|-------|
| 2011 | 8/0 | 3 | 2 | 1 | 1.0-5 | 0.0-0 | 1/0 | 0 | 0/0 |

WRIGHT'S CAREER GAME HIGH STATS

| | No. | Opponent | Date |
|---------------|-----|------------------|----------|
| Tackles | 1 | 3x (last at LSU) | 10/22/11 |
| TFL's | 1.0 | Arkansas | 10/8/11 |
| Forced Fumble | 1 | Arkansas | 10/8/11 |

WRIGHT'S GAME-BY-GAME DEFENSIVE STATS

| DATE | OPPONENT | TT | UT | AT | TFL-YDS | QBS-YDS |
|----------|-------------------|----|----|----|---------|---------|
| 9/3/11 | UTAH STATE | 0 | 0 | 0 | 0.0-0 | 0.0-0 |
| 9/10/11 | MISSISSIPPI STATE | 0 | 0 | 0 | 0.0-0 | 0.0-0 |
| 9/17/11 | at Clemson | 1 | 1 | 0 | 0.0-0 | 0.0-0 |
| 9/24/11 | FLORIDA ATLANTIC | 0 | 0 | 0 | 0.0-0 | 0.0-0 |
| 10/1/11 | at South Carolina | 0 | 0 | 0 | 0.0-0 | 0.0-0 |
| 10/8/11 | at Arkansas | 1 | 1 | 0 | 1.0-5 | 0.0-0 |
| 10/15/11 | FLORIDA | 0 | 0 | 0 | 0.0-0 | 0.0-0 |
| 10/22/11 | at LSU | 1 | 0 | 1 | 0.0-0 | 0.0-0 |

The Last Time...

An Auburn Team

Had 35 First Downs... vs. Western Carolina, 2002 (37)
Had 30 First Downs... vs. Furman, 2009 (30)
Had 400 yards rushing... vs. LSU, 2010 (440)
Had 300 yards rushing... vs. Georgia, 2010 (315)
Had 300 yards rushing in consecutive games... vs. Chattanooga (303); vs. Georgia (315), 2010
Had 300 yards rushing in six consecutive games... at Kentucky (311); vs. Arkansas (330); vs. LSU, (440); at Ole Miss (343); vs. Chattanooga (303); vs. Georgia (315), 2010
Had 300 yards rushing in six consecutive SEC games... vs. South Carolina (334); at Kentucky (311); vs. Arkansas (330); vs. LSU, (440); at Ole Miss (343); vs. Georgia (315), 2010
Had 50 or more rushing attempts... at South Carolina, 2011 (67)
Had six or more rushing TDs... vs. Arkansas, 2010 (6)
Had five or more rushing TDs... vs. Georgia, 2010 (5)
Had four or more rushing TDs... vs. Georgia, 2010 (5)
Had 350 or more yards passing... vs. South Carolina [SECCG], 2010 (351)
Had 300 or more yards passing... vs. South Carolina [SECCG], 2010 (351)
Had 50 or more pass attempts... vs. Mississippi State, 1997 (54)
Had 30 or more pass completions... vs. Arkansas, 1995 (34)
Had five TDs passing... vs. Ball State, 2009 (5)
Had four TDs passing... vs. South Carolina [SECCG], 2010 (4)
Had three TDs passing... vs. Utah State, 2011 (3)
Had 500 or more yards total offense... vs. Oregon [BCSNCG], 2011 (519)
Had 500 or more yards total offense in consecutive games... vs. South Carolina [SECCG] (589), vs. Oregon [BCSNCG], 2011 (519)
Had 80 or more total plays... at South Carolina, 2011 (92)
Had 90 or more total plays... at South Carolina, 2011 (92)
Scored 70 or more points... vs. Louisiana-Monroe, 2003 (73)
Scored 60 or more points... vs. Arkansas, 2010 (65)
Scored 50 or more points... vs. South Carolina [SECCG], 2010 (56)
Scored 40 or more points... vs. Mississippi State, 2011 (41)
Scored 40 or more points in three consecutive games... at Ole Miss (51), vs. Chattanooga (62), vs. Georgia (49), 2010
Had five or more fumbles... vs. Southern Miss (5), 2008
Did not commit a turnover... vs. Florida, 2011
Had 200-yard rusher and 100-yard receiver in a game... vs. Syracuse, 2002 (Carnell Williams [202 rush] and Marcel Willis [113 receiving])
Had 150-yard rusher and 150-yard receiver in a game... at Arkansas, 2001 (Carnell Williams [177 rush] and Tim Carter [156 receiving])
Had 100-yard receiver and 100-yard rusher in a game... vs. Mississippi State, 2011 (Michael Dyer [150 rush], Emory Blake [108 rec])
Had two 100-yard rushers in a game... vs. LSU, 2010 (Cam Newton [217] and Mike Dyer [100])
Had two 150-yard rushers in a game... vs. Mississippi State, 2003 (Brandon Jacobs [182] and Carnell Williams [164])
Had three 100-yard rushers in a game ... vs. Maryland, 1983 (Tommie Agee [219], Lionel James [115] and Bo Jackson [105])
Had two 100-yard receivers in a game... vs. Chattanooga, 2010 (Terrell Zachery [148] and Darvin Adams [106])
Had a 60-yard run and a 60-yard pass in a game ... vs. Alabama, 2009 (Terrell Zachery 67 rush, Chris Todd to Darvin Adams 72 pass)
Had three players with 2 rushing TDs... vs. Louisiana-Monroe, 2003 (Carnell Williams [2], Brandon Jacobs [2], Tre Smith [2])
Had three players with 2 TDs... vs. Georgia, 2010 (Onterio McCalebb [3 rush], Cam Newton [2 rush], Philip Lutzenkirchen [2 rec.])
Had two players with seven or more catches in a game ... Courtney Taylor vs. Alabama, 2003 (7), Silas Daniels vs. Alabama, 2003 (7)
Scored a touchdown on offense, defense and special teams... vs. Louisiana-Monroe, 2008 (2 offense [1 pass, 1 rush], 1 defense [fumble return], 1 special team [punt return])
Scored on the first offensive play ... vs. Alabama, 2003 (Carnell Williams, 80 yard run)
Returned a punt for a TD... vs. Louisiana-Monroe, 2008 (Robert Dunn) [66 yards]
Returned a kickoff for a TD... vs. Utah State, 2011 (Tre Mason) [97 yards]
Returned opening kickoff for a TD... vs. Tennessee-Martin, 2008 (Tristan Davis) [95 yards]
Returned three Interceptions for TDs... vs. LSU, 1994 (Ken Alvis, Fred Smith, Brian Robinson)
Returned two Interceptions for TDs... vs. LSU, 1994 (Ken Alvis, Fred Smith, Brian Robinson)
Returned an Interception for a TD... vs. Florida Atlantic, 2011 (Jermaine Whitehead) [25]

Returned two fumbles for TDs... vs. Vanderbilt, 2002 (Spencer Johnson, Karlos Dansby)
Returned a fumble for a TD... vs. Arkansas, 2010 (Zac Etheridge) [47]
Blocked a punt ... vs. Arkansas, 2010 (Antonio Goodwin)
Blocked two punts... vs. La-Monroe, 2003 (3 - Justin Fetsko [2], Donnay Young)
Blocked three punts ... vs. La-Monroe, 2003 (3 - Justin Fetsko [2], Donnay Young)
Returned a blocked punt for a TD... vs. Florida, 2006 (Tre Smith)
Blocked a field goal ... vs. Kentucky, 2009 (Jake Ricks)
Returned a blocked field goal for a TD... vs. Kentucky, 2009 (Neiko Thorpe) [69]
Blocked two field goals in a game... at Georgia, 2001 (Alton Moore, 2)
Blocked a PAT attempt ... at South Carolina, 2010 (Corey Lemonier)
Blocked two PAT attempt ... vs. LSU, 1998 (Charles Dorsey, 2)
Missed a kicking PAT... vs. Chattanooga, 2010 (Wes Byrum)
Had a punt blocked... at Mississippi State, 2009 (Clinton Durst)
Had a field goal blocked... at Mississippi State, 2010 (Wes Byrum)
Had a successful on-side kick... vs. Utah State, 2011 (Chandler Brooks/Emory Blake)
Was held scoreless... at Alabama, 2008 (0-36)
Was held scoreless at Jordan-Hare Stadium... vs. Southern California, 2003 (0-23)
Held an opponent scoreless... vs. Louisiana-Monroe, 2008 (34-0)
Held an opponent scoreless at Jordan-Hare Stadium... vs. La-Monroe, 2008 (34-0)
Held an opponent to five or less first downs... vs. Ball State, 2001 (5)
Held an opponent to 10 or less first downs... vs. Tennessee, 2008 (9)
Intercepted five or more passes... vs. Northwestern [Outback], 2010 (5)
Intercepted four or more passes... vs. Northwestern [Outback], 2010 (5)
Held an opponent to 300 or less yards total offense... vs. Florida, 2011 (194)
Held an opponent to 200 or less yards total offense... vs. Florida, 2011 (194)
Held an opponent to 150 or less yards total offense... at Mississippi State, 2008 (116)
Held an opponent to 100 or less yards total offense... vs. Ball State, 2001 (92)
Held an opponent to 100 or less yards rushing... vs. Florida, 2011 (66)
Held an opponent to 50 or less yards rushing... vs. Louisiana-Monroe, 2010 (38)
Held an opponent to negative yards rushing... vs. Florida, 2001 (-36)
Held an opponent to 100 or less yards passing... vs. Kentucky, 2009 (75)
Held an opponent without a touchdown... vs. Florida, 2011
Scored a safety... vs. Oregon [BCSNCG], 2011 (Mike Blanc)
Scored on a fake field goal... vs. Vanderbilt, 2000 (Duval pass to Diamond)
Scored an offensive two-point conversion ... at Alabama, 2006 (Lee Guess pass from Carl Stewart)
Scored two or more offensive two-point conversions... vs. Florida, 2002 [2]
Scored a defensive two-point conversion... vs. Ole Miss, 2009 (Demond Washington)
Had 10 or more penalties... at Arkansas, 2011 (11)
Had 100 or more penalty yards... at Arkansas, 2011 (105)
Had 35 minutes time of possession... at South Carolina, 2011 (35:47)
Was involved in a game that ended in a tie... vs. Georgia, 1994 (23-23)
Was involved in an overtime game... vs. Clemson, 2010 (27-24 win)
Won a game without scoring an offensive touchdown ... at Miss. State, 2008 (3-2)

An Auburn Player

Rushed 40 times in a game... Michael Dyer at South Carolina, 2011 (41)
Rushed 35 times in a game... Michael Dyer at South Carolina, 2011 (41)
Rushed 30 times in a game... Michael Dyer at South Carolina, 2011 (41)
Rushed for 200 yards in a game... Cam Newton vs. LSU, 2010 (217)
Rushed for 150 yards in a game... Michael Dyer vs. Mississippi State, 2011 (150)
Rushed for 100 yards in a game... Michael Dyer at Arkansas, 2011 (112)
Quarterback rushed for 100 yards in a game... Cam Newton vs. Georgia, 2010 (151)
Rushed for 100 yards in five consecutive games... Kenny Irons vs. Alabama (103), at Georgia (179), at Kentucky (103), vs. Ole Miss (101), at LSU (218), 2005
Rushed for 100 yards in four consecutive games... Kenny Irons vs. Alabama (103), at Georgia (179), at Kentucky (103), vs. Ole Miss (101)
Rushed for 100 yards in three consecutive games... Cam Newton at Kentucky (198), vs. Arkansas (188), vs. LSU (217), 2010
Rushed for 100 yards in consecutive games... Mike Dyer at South Carolina (141), at Arkansas (112), 2011
Rushed for 150 yards in three consecutive games... Cam Newton at Kentucky (198), vs. Arkansas (188), vs. LSU (217), 2010
Rushed for 150 yards in consecutive games... Michael Dyer vs. Mississippi State (150), at Clemson (151), 2011
Rushed for 4 or more TDs in a game... Cam Newton at Kentucky, 2010 (4)
Rushed for 3 or more TDs in a game... Onterio McCalebb vs. Georgia, 2010 (3)
Rushed for 2 or more TDs in four consecutive games... Carnell Williams vs. Western

The Last Time...

Carolina (2), vs. Vanderbilt (2), at Miss. State (2), vs. Syracuse (2), 2002
Rushed for 2 or more TDs in three consecutive games... Michael Dyer vs. Utah State (2), vs. Mississippi State (2), at Clemson (2), 2011
Rushed for a TD in five consecutive games... Onterio McCalebb vs. Arkansas (1); vs. LSU (1); at Ole Miss (1); vs. Chattanooga (1); vs. Georgia (3), 2010
Passed for 400 yards in a game... Ben Leard at Georgia, 1999 (416)
Passed for 300 yards in a game... Cam Newton vs. South Carolina [SECCG], 2010 (335)
Attempted 50 passes in a game... Dameyune Craig vs. Mississippi State, 1997 (54)
Attempted 40 passes in a game... Kodi Burns at Ole Miss, 2008 (43)
Threw five TDs in a game... Chris Todd vs. Ball State, 2009 (5)
Threw four TDs in a game... Cam Newton vs. South Carolina [SECCG], 2010 (4)
Threw three TDs in a game... Barrett Trotter vs. Utah State, 2011 (3)
Threw four TDs or more in consecutive games... Chris Todd vs. West Virginia (4), vs. Ball State (5), 2009
Threw two TDs or more in five consecutive games... Cam Newton at Ole Miss (2), vs. Chattanooga (4), vs. Georgia (2), at Alabama (3), vs. South Carolina (4), 2010
Had 400 yards total offense in a game... Cam Newton South Carolina [SECCG], 2010 (408)
Had 300 yards total offense in a game... Cam Newton vs. Oregon [BCSNCG], 2011 (329)
Accounted for four or more TDs in a game... Cam Newton South Carolina [SECCG], 2010 (6)
Accounted for three or more TDs in a game... Barrett Trotter vs. Utah State, 2011 (3)
Accounted for three or more TDs in four consecutive game... Cam Newton vs. Chattanooga (5), vs. Georgia (4), at Alabama (4), vs. South Carolina (6), 2010
Caught 15 passes in a game... Willie Gosha vs. Arkansas, 1995 (17)
Caught 10 or more passes in a game... Darvin Adams vs. N'western [Outback], 2010 (12)
Caught seven or more passes in a game... Emory Blake vs. Mississippi State, 2011 (7)
Had 200 or more yards receiving in a game... Darvin Adams vs. South Carolina [SECCG], 2010 (217)
Had 150 or more yards receiving in a game... Darvin Adams vs. South Carolina [SECCG], 2010 (217)
Had 100 or more yards receiving in a game... Emory Blake vs. Mississippi State, 2011 (108)
Had 100 yards receiving in consecutive games... Darvin Adams vs. Alabama, 2009 (138), vs. Northwestern [Outback], 2010 (142)
Caught four or more TD passes in a game... Alexander Wright vs. Pacific, 1989 (4)
Caught three or more TD passes in a game... Darvin Adams vs. Furman, 2009 (3)
Caught two or more TD passes in a game... Darvin Adams vs. South Carolina [SECCG], 2010 (2)
Caught a TD pass in consecutive games... Emory Blake vs. Mississippi State, vs. Florida Atlantic, 2011
Caught a TD pass in three consecutive games... Emory Blake vs. Mississippi State, at Clemson, vs. Florida Atlantic, 2011
Caught a TD pass in four consecutive games ... Emory Blake vs. Florida Atlantic, vs. Utah State, vs. Mississippi State, at Clemson, 2011
Caught a TD pass in five consecutive games ... Emory Blake vs. Oregon [BCSNCG], vs. Utah State, vs. Miss. State, at Clemson, vs. Florida Atlantic, 2010/11
Caught a TD pass in six consecutive games ... Emory Blake vs. South Carolina [SECCG], vs. Oregon [BCSNCG], vs. Utah State, vs. Mississippi State, at Clemson, vs. Florida Atlantic, 2010/11
Caught a TD pass in seven consecutive games ... Emory Blake at Alabama; vs. South Carolina [SECCG], vs. Oregon [BCSNCG], vs. Utah State, vs. Mississippi State, at Clemson, vs. Florida Atlantic, 2010/11
Quarterback caught a TD pass ... Cam Newton from Kodi Burns at Ole Miss, 2010
Running back caught two or more TD passes in a game... Mario Fannin vs. Arkansas St., 2010 (2)
Running back caught a TD pass in consecutive games ... Mario Fannin vs. West Virginia, Ball State, 2009
Tight end caught two or more TD passes in a game... Philip Lutzenkirchen vs. Georgia, 2010 (2)
Tight end caught a TD pass in consecutive games ... Philip Lutzenkirchen vs. Utah State, vs. Mississippi State, 2011
Scored 15 or more points kicking... Wes Byrum at Ole Miss, 2010 (15)
Scored 10 or more points kicking... Cody Parkey vs. Florida Atlantic, 2011 (12)
Kicked five or more field goals in a game... Jaret Holmes vs. UAB, 1996 (5)
Kicked four or more field goals in a game... Wes Byrum at Tennessee, 2009 (4)
Had 150 kickoff return yards in a game... Tre Mason vs. Utah State, 2011 (176)
Had 100 punt return yards in a game... Robert Dunn vs. Southern Miss, 2008 (103)
Scored four or more TDs... Cam Newton at Kentucky, 2010 (4 rush)
Scored three or more TDs... Cam Newton vs. Arkansas, 2010 (3 rush)

Scored a rushing and receiving TD in a game... Mario Fannin vs. Georgia, 2008
Had an 80-yard run... Carnell Williams vs. Alabama, 2003 (80)
Had a 70-yard run... Onterio McCalebb vs. LSU, 2010 (70)
Had a 60-yard run... Onterio McCalebb at Ole Miss, 2010 (68)
Completed an 80-yard pass... Cam Newton to Terrell Zachery vs. Chattanooga, 2010 (80)
Completed a 70-yard pass... Cam Newton to Terrell Zachery at Alabama, 2010 (70)
Completed a 60-yard pass... Cam Newton to Darvin Adams vs. South Carolina [SECCG], 2010 (62)
Kicked a field goal of 50 or more yards... Wes Byrum vs. Southern Miss, 2008 (52)
Kicked a field goal of 50 or more yards in consecutive games... John Vaughn, 2006; at Mississippi State (55), vs. Washington State (52)
Kicked two field goals of 50+ yards in a game... Win Lyle vs. Tennessee, 1987 (55, 52)
Had a 70-yard punt... Kody Bliss vs. Tualne, 2006 (71)
Had a 60-yard punt... Ryan Shoemaker vs. New Mexico State, 2007 (67)
Had two punts of 50+ yards in a game... Steven Clark vs. Mississippi State, 2011 (50, 58)
Had four or more punts 120 in a game... Steven Clark at Arkansas, 2011 (6)
Blocked a field goal in a game... Tez Doolittle vs. Georgia, 2008
Blocked two field goals in a game... Alton Moore at Georgia, 2001
Blocked a PAT attempt ... Corey Lemonier at South Carolina, 2011
Blocked two PAT attempts ... Charles Dorsey vs. LSU, 1998 (2)
Blocked a punt in a game... Antonio Goodwin vs. Arkansas, 2010
Blocked two punts in a game... Justin Fetsko vs. Louisiana-Monroe, 2003 (2)
Had 15 or more tackles in a game... Neiko Thorpe at Clemson, 2011 (16)
Intercepted three or more passes in a game... Junior Rosegreen at Tennessee, 2004 (4)
Intercepted two or more passes in a game... Josh Bynes vs. Arkansas, 2010 (2)
Intercepted a pass in consecutive games... Jerraud Powers, 2007; at Georgia; vs. Alabama, 2007
Intercepted a pass in three consecutive games... Jerraud Powers, 2007; vs. Tennessee Tech, at Georgia; vs. Alabama
Recovered two fumbles in a game... Sen'Derrick Marks at Alabama, 2006 (2)
Forced two fumbles in a game... Quentin Groves at Alabama, 2006 (2)
Intercepted a pass and had a fumble recovery in a game ... Nick Fairley at Mississippi State, 2010

An Auburn Opponent

Scored 50 or more points... Georgia, 1996 (56) [4 OT]
Scored 40 or more points... LSU, 2011 (45)
Had 350 or more yards rushing... Arkansas, 2002 (426)
Had 300 or more yards rushing... Mississippi State, 2011 (333)
Had 250 or more yards rushing... Mississippi State, 2011 (333)
Had 50 or more rushing attempts... Clemson, 2011 (50)
Had five or more rushing TDs... Utah State, 2011 (5)
Had 500 yards passing... Northwestern [Outback], 2010 (532)
Had 400 yards passing... Arkansas, 2010 (428)
Had 350 yards passing... Clemson, 2011 (386)
Had 300 yards passing... Clemson, 2011 (386)
Had 50 or more pass attempts... Northwestern [Outback], 2010 (78)
Had 40 or more pass attempts... Clemson, 2011 (42)
Had 30 or more pass completions... Clemson, 2011 (30)
Had 25 or more pass completions... Clemson, 2011 (30)
Had four or more TDs passing... Clemson, 2011 (4)
Had three or more TDs passing... LSU, 2011 (3)
Had five passes intercepted... Northwestern [Outback], 2010 (5)
Had four passes intercepted... Northwestern [Outback], 2010 (5)
Had 600 yards total offense... Clemson, 2011 (624)
Had 500 yards total offense... Clemson, 2011 (624)
Had 400 yards total offense... Arkansas, 2011 (438)
Had five or more fumbles... South Carolina, 2005 (5)
Lost four or more fumbles... Mississippi State, 2002 (4)
Had four or more turnovers... Louisiana-Monroe, 2010 (3 fum/1 int)
Returned a punt for a TD... LSU, 2005 (Skyler Green, 66 yards)
Returned a kickoff for a TD... Chattanooga, 2010 (Brian Sutherland, 98 yards)
Returned an interception for a TD... LSU, 2011 (Ron Brooks, 28 yards)
Returned a fumble for a TD... Arkansas, 1997 (C.J. McLain, 52 yards)
Returned a blocked punt for a TD... Mississippi State, 2009 (Robert Elliott, 10 yards)
Blocked an Auburn punt... Mississippi State, 2009
Blocked an Auburn field goal... Mississippi State, 2010 (Fletcher Cox)

The Last Time...

Had a successful on-side kick... Ole Miss, 2010 (Andrew Ritter/Fon Ingram)
Held Auburn to 300 yards total offense... LSU, 2011 (248)
Held Auburn to 200 yards total offense... LSU, 2009 (193)
Held Auburn below 100 yards rushing... LSU, 2011 (87)
Held Auburn below 50 yards rushing... Georgia Tech, 2003 (40)
Held Auburn to negative yards rushing... Tennessee, 1997 (-15)
Held Auburn below 100 yards passing... LSU, 2009 (81)
Held Auburn to 10 or less first downs... Alabama, 2008 (8)
Had 10 or more penalties... Mississippi State, 2011 (10)
Had 100 or more yards in penalties... Arkansas, 2007 (100)
Had two 100-yard rushers in a game... Mississippi State, 2011 (Vick Ballard, 135; Chris Relf, 106)
Had two 100-yard receivers in a game... Northwestern [Outback], 2010 (Andrew Brewer, 133; Drake Dunsmore, 120)
Had a 100-yard rusher and a 100-yard receiver... Ole Miss, 2009 (Dexter McCluster, 186 rush; Shay Hodge, 105 rec.)
Had a 100-yard rusher and two 100-yard receivers... Tulane, 2006 (Matt Forte, 117 rush; Preston Brown, 139 rec.; Damarcus Davis, 126 rec.)
Did Not Have a Turnover ... LSU, 2011
Scored a safety... Mississippi State, 2008 (Ryan Pugh holding penalty)
Scored a two-point conversion... Florida Atlantic, 2011 (Graham Wilbert to Nexon Dorvilus)
Had 35 minutes time of possession... Clemson, 2011 (36:15)

An Opposing Player

Rushed for 200 yards in a game... Noel Devine, West Virginia, 2008 (207)
Rushed for 150 yards in a game... Dexter McCluster, Ole Miss, 2009 (186)
Rushed for 100 yards in a game... Vick Ballard, Mississippi State, 2011 (135); Chris Relf, Mississippi State, 2011 (106)
Passed for 400 yards in a game... Mike Kafka, Northwestern [Outback], 2010 (532)
Passed for 350 yards in a game... Tajh Boyd, Clemson, 2011 (386)
Passed for 300 yards in a game... Tajh Boyd, Clemson, 2011 (386)
Attempted 70 passes in a game... Mike Kafka, Northwestern [Outback], 2010 (78)
Attempted 60 passes in a game... Mike Kafka, Northwestern [Outback], 2010 (78)
Attempted 50 passes in a game... Mike Kafka, Northwestern [Outback], 2010 (78)
Attempted 40 passes in a game... Tajh Boyd, Clemson, 2011 (42)
Completed 40 passes in a game... Mike Kafka, Northwestern [Outback], 2010 (47)
Completed 25 passes in a game... Tajh Boyd, Clemson, 2011 (30)
Threw three or more TD passes in a game... Tajh Boyd, Clemson, 2011 (4)
Had 400 yards total offense... Tajh Boyd, Clemson, 2011 (416)
Had 350 yards total offense... Tajh Boyd, Clemson, 2011 (416)
Accounted for 3 or more TDs... Tajh Boyd, Clemson, 2011 (4)
Threw, Ran and Caught a TD in a game... Randall Cobb, Kentucky, 2010 (2 rush, 1 pass, 1 rec.)
Caught 10 or more passes... Sammy Watkins, Clemson, 2011 (10)
Caught seven or more passes... Sammy Watkins (10), DeAndre Hopkins (7), Dwayne Allen (7), Clemson, 2011
Three or more players caught seven or more passes... Sammy Watkins (10), DeAndre Hopkins (7), Dwayne Allen (7), Clemson, 2011
Had 100 yards receiving... Rueben Randle, LSU, 2011 (106)
Had 200 yards receiving... Charles Lee, Central Florida, 1999 (203)
Caught three or more TD passes... Chris Collins, Ole Miss, 2002 (3)
Caught two or more TD passes... Rueben Randle, LSU, 2011 (2)
Scored three TDs... Randall Cobb, Kentucky, 2010 (3)
Had a 90-yard run... Joe Adams, Arkansas, 2011 (92 [TD])
Had an 80-yard run... Jeff Scott, Ole Miss, 2010 (83) [TD]
Had a 70-yard run... Jeff Scott, Ole Miss, 2010 (83) [TD]
Had a 60-yard run... Jeff Scott, Ole Miss, 2010 (83) [TD]
Completed an 80-yard pass... Darren Thomas to Jeff Maehl, Oregon [BCSNCG], 2011 (81)
Completed a 70-yard pass... Darren Thomas to Jeff Maehl, Oregon [BCSNCG], 2011 (81)
Completed a 60-yard pass... Tajh Boyd to Sammy Watkins, Clemson, 2011 (65)
Kicked a 50-yard field goal... Steve Lindsey, Ole Miss, 1997 (52)
Had a 70-yard punt... Blake McAdams, Mississippi State, 2007 (73)
Had a 60-yard punt... Kyle Christy, Florida, 2011 (67)
Made three or more FGs ... Colt David, LSU, 2007 (3)

Both Teams

Had a player return a interception for a touchdown... Mississippi State, 2011 [AU Demetruc McNeal 43 yds; MSU Johnathan Banks 27 yds]
Combined for 1,000 yards of total offense... Auburn (435) at Clemson (624), 2011 (1,059)