



SEC TOURNAMENT NOTES

AUBURN MEN'S BASKETBALL 2024



SOUTHEASTERN CONFERENCE

2023-24 MEN'S BASKETBALL TOURNAMENT

March 13-17, 2024 • Bridgestone Arena • Nashville, TN





2023-24 AUBURN MEN'S BASKETBALL

12 NCAA TOURNAMENT APPEARANCES || 2019 FINAL FOUR || 6-TIME SEC CHAMPIONS || AUBURNTIGERS.COM || @AUBURNMBB

2023-24 SCHEDULE

OVERALL: 24-7 || SEC: 13-5
HOME: 15-1 || AWAY: 5-5 || NEUTRAL: 4-1

DATE	OPPONENT (TV)	TIME (CT)
Nov. 7	vs. #20/17 Baylor+ (ESPN)	L, 82-88
Nov. 10	SOUTHEASTERN LOUISIANA (SECN+)	W, 86-71
Nov. 16	vs. Notre Dame* (ESPN2)	W, 83-59
Nov. 17	vs. St. Bonaventure* (ESPN2)	W, 77-60
Nov. 21	ALABAMA A&M (SECN+)	W, 84-54
Nov. 29	VIRGINIA TECH% (ESPN2)	W, 74-57
Dec. 3	at Appalachian State (ESPN2)	L, 64-69
Dec. 9	vs Indiana! (ESPN2)	W, 104-76
Dec. 13	vs. UNC Asheville \$ (SECN+)	W, 87-62
Dec. 17	USC (ESPN)	W, 91-75
Dec. 22	ALABAMA STATE (SECN+)	W, 82-62
Dec. 30	CHATTANOOGA (SECN)	W, 101-66
Jan. 2	PENN (SECN)	W, 88-68
Jan. 6	at Arkansas* (ESPN2)	W, 83-51
Jan. 9	TEXAS A&M* (ESPN2)	W, 66-55
Jan. 13	LSU* (SECN)	W, 93-78
Jan. 17	at Vanderbilt* (SECN)	W, 80-65
Jan. 20	#22/21 OLE MISS* (SECN)	W, 82-59
Jan. 24	at Alabama* (ESPN)	L, 75-79
Jan. 27	at Mississippi State* (SECN)	L, 58-64
Jan. 31	VANDERBILT* (ESPN2)	W, 81-54
Feb. 3	at Ole Miss* (SECN)	W, 91-77
Feb. 7	#16/16 ALABAMA* (ESPN2)	W, 99-81
Feb. 10	at Florida* (SECN)	L, 65-81
Feb. 14	#11/11 SOUTH CAROLINA* (SECN)	W, 101-61
Feb. 17	#22/20 KENTUCKY* (ESPN)	L, 59-70
Feb. 24	at Georgia* (SECN)	W, 97-76
Feb. 28	at #4/4 Tennessee* (ESPN2)	L, 84-92
Mar. 2	MISSISSIPPI STATE* (ESPN2)	W, 78-63
Mar. 5	at Missouri* (SECN)	W, 101-74
Mar. 9	GEORGIA* (SECN)	W, 92-78
Mar. 15	TBD& (ESPN)	2:30 p.m.

All Times Listed Central Time Zone

* Southeastern Conference game
+ Sanford Pentagon (Sioux Falls, S.D.)

^ Legends Classic (Brooklyn, N.Y.)

% ACC/SEC Challenge

! Holiday Hoopsgiving (Atlanta, Ga.)

\$ Rocket City Classic (Huntsville, Ala.)

& SEC Tournament (Nashville, Tenn.)

MEDIA INFORMATION

TV _____ ESPN
Play-By-Play _____ Karl Ravech
Color Analyst _____ Jimmy Dykes
Producer _____ Josh Careswell

Radio _____ Auburn Sports Network
Play-By-Play _____ Andy Burcham
Color Analyst _____ Randall Dickey
Local _____ WGZZ 94.3 FM
Satellite _____ SiriusXM 106 or 190
Online _____ AuburnTigers.com || TuneIn App

Auburn SID Primary Contact _____ Marlene Navor
Cell Phone _____ 334-750-2381
E-Mail _____ mnavor@auburn.edu

GAME 32

#12/#12

AUBURN (24-7, 13-5 SEC) vs. TBD SEC QUARTERFINALS

Friday, March 15, 2024 || 2:30 p.m. CT (approx.)
Bridgestone Arena (18,500) || Nashville, Tenn.
TV: ESPN || Radio: Auburn Sports Network



AUBURN

AP Poll/Coaches Poll _____ #12/#12
2022-23 Record _____ 21-13, 10-8 SEC
Head Coach _____ Bruce Pearl
Career Record (Year) _____ 659-263 (29th)
Record at Auburn (Year) _____ 197-118 (10th)
Career Record vs. TBD _____ TBD

TBD

AP Poll/Coaches Poll _____ TBD
2022-23 Record _____ TBD
Head Coach _____ TBD
Career Record (Year) _____ TBD
Record at TBD (Year) _____ TBD
Career Record vs. Auburn _____ TBD

SEC Tournament History (34-56) || Auburn SEC Tournament Champions in 1985 and 2019

» No. 12-ranked Auburn (24-7) is the No. 4 seed at this week's SEC Men's Basketball Tournament and will play the winner of either No. 5-seed South Carolina (25-6) or No. 12-seed Arkansas (16-16) in the quarterfinals on Friday at approximately 2:30 p.m. (CT) at Bridgestone Arena.

» Auburn went 2-0 against its possible quarterfinal opponents, claiming a road win at Arkansas, 83-51, on Jan. 6 in its SEC opener and downing then No. 11-ranked South Carolina, 101-61, at Neville Arena on Feb. 14. Beating both opponents by an average margin of 36.0 points.

» AU finished the regular season in a four-way tie for second with a 13-5 mark, after being picked to finish sixth in the preseason coaches poll. Kentucky and Alabama held the tiebreaker over the Tigers by virtue of head-to-head matchup and win percentage against No. 6 seed Florida in the regular season respectively, while Auburn held the tiebreaker versus the Gamecocks in its lone head-to-head meeting this season.

» Auburn's 24 regular-season wins are the fifth-most regular-season victories in program history. It is also the fourth time in the last seven seasons the Tigers have won at least 24 games in the regular season.


» AU has three seasons with at least 13 SEC wins since 2018, which is the third-most in the league, only trailing Kentucky and Tennessee, who each have four such seasons during that period.

» Auburn is riding a three-game winning streak into the postseason, which is tied with Texas A&M for the second-longest active winning streak in the SEC, only behind Kentucky's five-game streak.

» Johni Broome became the 14th player on 16 occasions in program history to be named an All-American, earning a spot on the Sporting News All-America Third Team. He was also honored on the All-SEC First Team and SEC All-Defensive Team. Broome is a semifinalist for the Naismith Defensive Player of the Year Award - the second time in three seasons that Auburn has had a semifinalist for the national honor.

» Jaylin Williams garnered All-SEC Second Team honors, while Aden Holloway was tabbed to the SEC All-Freshman Team. Williams currently ranks 21st all-time in career scoring (2,170).

PROBABLE AUBURN STARTERS



1
ADEN HOLLOWAY
G • 6-1 • 165 • Fr.
Charlotte, N.C.

PPG 78
RPG 14
APG 2.7




12
DENVER JONES
G • 6-4 • 205 • Jr.
New Market, Ala.

PPG 87
RPG 2.0
APG 1.5



10
CHAD BAKER-MAZARA
F/G • 6-7 • 180 • Jr.
Santo Domingo, DR

PPG 10.3
RPG 3.9
BPG 0.5



2
JAYLIN WILLIAMS
F • 6-8 • 245 • Gr.
Nahunta, Ga.

PPG 12.9
RPG 4.4
BPG 0.5



4
JOHNI BROOME
F/C • 6-10 • 240 • Jr.
Plant City, Fla.

PPG 16.3
RPG 8.5
BPG 2.3

OFF THE BENCH

No.	Pos.	Name	Ht.	Wt.	Year	PPG	RPG	Hometown
0	G	K.D. Johnson	6-0	190	Sr.	7.2	1.7	Atlanta, Ga.
3	G	Tre Donaldson	6-3	200	So.	6.7	2.4	Tallahassee, Fla.
44	C	Dylan Cardwell	6-11	255	Sr.	5.3	3.7	Augusta, Ga.
31	F	Chaney Johnson	6-7	220	Jr.	4.6	3.6	Alabaster, Ala.
5	F	Chris Moore	6-6	205	Jr.	2.1	1.6	New Market, Ala.
23	F	Addarin Scott	6-9	207	Jr.	0.4	0.4	Dallas, Texas

UNIVERSITY INFORMATION

Location _____ Auburn, Ala.
 Founded _____ 1856
 Enrollment _____ 33,015
 Nickname _____ Tigers
 Colors _____ Burnt Orange and Navy Blue
 Conference _____ Southeastern (SEC)

ADMINISTRATION

President _____ Dr. Christopher B. Roberts
 Director of Athletics _____ John Cohen
 Athletics Phone _____ 855-282-2010

COACHING STAFF

Head Coach _____ Bruce Pearl
 Alma Mater _____ Boston College '82
 Career Record _____ 659-263 (.715)
 Seasons _____ 29
 Record at Auburn _____ 197-118 (.625)
 Seasons _____ 10
 Associate Head Coach _____ Steven Pearl
 Alma Mater _____ Tennessee '10
 Assistant Coach _____ Ira Bowman
 Alma Mater _____ Penn '96
 Assistant Coach _____ Corey Williams
 Alma Mater _____ Oklahoma State '02
 Assistant Coach _____ Chad Prewett
 Alma Mater _____ Troy State '94
 Assistant Coach/Offensive Coordinator _____
 _____ Mike Burgomaster
 Alma Mater _____ Miami '16
 Athletic Trainer _____ Clark Pearson
 Alma Mater _____ Kentucky '96
 Strength & Conditioning Coach _____ Damon Davis
 Alma Mater _____ Western Illinois '03
 Director of Player Development _____ Marquis Daniels
 Alma Mater _____ Auburn '03
 Director of Scouting & Recruiting _____ Ian Borders
 Alma Mater _____ Louisville '07
 Director of Operations _____ Maddux Jeffreys
 Alma Mater _____ Auburn '20

PROGRAM HISTORY

First Year of Basketball _____ 1905-06
 All-Time Record _____ 1467-1252-1 (.539)
 All-Time SEC Record _____ 660-775 (.460)
 SEC Championships _____ 4
 _____ (1960, 1999, 2018, 2022)
 SEC Tournament Titles _____ 2 (1985, 2019)
 NCAA Tournament Appearances _____ 12
 NCAA Tournament Record _____ 19-12
 All-Americans _____ 14
 All-SEC Selections _____ 100

TEAM INFORMATION

2022-23 Record _____ 21-13
 SEC Record (Finish) _____ 10-8 (7th)
 Associated Press Final Ranking _____ N/A
 USA TODAY/Coaches Final Ranking _____ N/A
 Letterwinners Returning/Lost _____ 11/7
 Starters Returning/Lost _____ 2/3
 Newcomers _____ 5

ATHLETICS COMMUNICATIONS

Director (MBB Contact) _____ Marlene Navor
 Alma Mater _____ Washington State '00
 Cell _____ 334-750-2381
 E-Mail _____ mnavor@auburn.edu

All interviews with coaches and student-athletes to be arranged in advance with SID.

A LOOK AT THE TOURNAMENT FIELD

» Tennessee earned the No. 1 tournament seed after winning the regular-season title outright with a 14-4 record. Kentucky is No. 2 and Alabama No. 3.

» This is the third time Auburn has received a double bye at the SEC Tournament. The Tigers were the top seed in 2018 and 2022 after winning the regular-season title.

TIGERS AT THE SEC TOURNAMENT

» Auburn is 34-57 (.374) all-time in SEC Tournament play. Last season, the Tigers were the No. 7 seed and lost a close 76-73 decision to No. 10 seed Arkansas in the second round on March 9, 2023, at Bridgestone Arena.

» Bridgestone Arena was the scene for two of Auburn's most memorable SEC Tournament runs ever.

» The Tigers are 7-6 all-time in the SEC Tournament under head coach Bruce Pearl including winning four games in four days at the 2019 SEC Tournament to claim the program's second-ever tournament title and first since 1985.

» In Coach Pearl's first season on The Plains in 2015, Auburn advanced to the semifinals with wins over Mississippi State, Texas A&M and LSU, before falling to No.1 Kentucky by winning three games in a single SEC Tournament for the first time since winning four games in four days to claim the tournament championship title in 1985.

ALL-TIME SEC TOURNAMENT OPPONENT RECORDS

South Carolina	3-1 (.750)
Vanderbilt	6-2 (.750)
Tulane	2-1 (.667)
Florida	4-4 (.500)
Mississippi State	2-2 (.500)
Missouri	1-1 (.500)
LSU	4-5 (.444)
Georgia	3-5 (.375)
Ole Miss	1-2 (.333)
Texas A&M	1-2 (.333)
Tennessee	4-9 (.308)
Alabama	2-8 (.200)
Kentucky	1-13 (.071)
Arkansas	0-2 (.000)
Totals	34-57 (.374)

WHAT 2 WATCH 4

» Johni Broome is 44 points away from recording his 2,000th career point. He currently ranks No. 36 among NCAA Division I active career scoring leaders with 1,956 career points to date. There are currently only 29 players who have reached the 2,000-career point mark this season.

» Bruce Pearl is three wins away from career win No. 200 at Auburn – an architect of one of the major program rebuilds over the last decade and a consistent SEC contender.

PLAYING IN THE MUSIC CITY

» Auburn is 31-64 (.319) all-time playing in Nashville. The Tigers are 10-10 in SEC Tournament games played in the Music City, while 19-52 in regular-season road meetings at Vanderbilt.

» In neutral-site, non-SEC Tournament games, they are 1-0 vs. Dartmouth, 1-0 vs. Saint Louis, 0-1 vs. MTSU and 0-1 vs. Western Kentucky.

SERIES HISTORY

» Auburn leads 31-19 in the all-time series with South Carolina having won the last seven-straight meetings between the two schools. Should the Tigers meet the Gamecocks on Friday, it would be the fifth all-time matchup in SEC Tournament play.

» Should the Razorbacks advance to the quarterfinals, they hold a 38-22 all-time advantage over the Tigers in the all-time series. However, Auburn has won two of the last three contests including both teams' lone regular-season meeting on Jan. 6, 2024 – the Razorbacks' largest loss (-32) at Bud Walton Arena. It would also equate to seeing Arkansas for the second year in a row in the postseason.

ELLIS AN SEC LEGEND

» Cliff Ellis, who coached Auburn for 10 seasons from 1994-2004, will be honored as one of 14 former greats from all Southeastern Conference member institutions, as part of SEC Men's Legends Presented by Allstate® at the SEC Men's Basketball Tournament.

» Ellis will be recognized during halftime of Auburn's first game of the tournament as well as part of a group introduction at halftime of the first semifinal game on Saturday.

» Ellis ranks third all-time in career coaching wins at Auburn with a 186-125 record. He led the Tigers to a 14-2 record in league play enroute to the 1999 SEC regular-season championship title. His teams also made three NCAA Tournament appearances (1999, 2000 and 2003) including two Sweet 16 appearances in 1999 and 2003 (lost to eventual champion Syracuse).

» Ellis announced his retirement from coaching in December of 2023. He finished his illustrious career as the ninth all-time winningest coach in NCAA Division I history with 831 wins combined at South Alabama (1975-1984), Clemson (1984-1994), Auburn (1994-2004) and Coastal Carolina (2007-2023).

PLAYER TO WATCH: JOHNI BROOME

» Junior big man Johni Broome recently became the 14th player to be named an All-American in the 118-year history of Auburn Basketball. He earned a spot on The Sporting News All-America Third Team.

» He joined a short list of all-time Auburn Basketball greats to be honored including Charles Barkley, Lee DeFore, Rex Frederick, Henry Hart, Walker Kessler, John Mengelt (twice), Mike Mitchell, Chuck Person (twice), Wesley Person, Chris Porter, Doc Robinson, Jabari Smith and Jack Stewart.

» A two-time All-SEC player (first team in 2023-24 and second team in 2022-23), SEC All-Defensive Team member and a finalist for the John R. Wooden and National Player of the Year Award, Broome is one of the NCAA Division I career active leaders with 1,956 points, 1,167 rebounds, 336 blocks, 100 steals, 112 double-figure scoring games and 57 double-doubles to date.

» This season, he became just the second player in program history to be named the USBWA Oscar Robertson National Player of the Week. A SEC Academic Honor Roll student enrolled in the College of Liberal Arts, Broome is the only player currently ranked in the Top 10 in scoring (9th, 16.3 ppg) and rebounding (2nd, 8.5 rpg) in the SEC.

» He is currently on a 22-game double-digit scoring streak and has 13 games with three-or-more blocked shots. Broome ranks seventh on Auburn's career blocks list with 149 in two years on The Plains.

» For the season, he is shooting 24-of-67 (35.8 percent) from long range and ranks second in the SEC with a 54.5 field-goal percentage, second in blocks per game (2.29), first in defensive rebounds (6.00) and eighth in offensive rebounds per game (2.45).



AUBURN IN KENPOM RANKINGS

» Auburn is the SEC's highest ranked team at No. 4 in the KenPom Rankings ahead of Tennessee (No. 5) and Alabama (No. 12). The Tigers are currently rated sixth in adjusted defensive efficiency and 15th in adjusted offensive efficiency.

» The last 21 national championships have all finished in the Top 39 in both offensive and defensive efficiency. All of them have been in the Top 39 in offensive efficiency and the Top 22 in defensive efficiency. All but two of them have finished in the Top 20 in both categories.

SCORING OFFENSE THROUGH 31 GAMES UNDER BRUCE PEARL

2014-15: 67.7
****2015-16:** 70.7
2016-17: 80.3
2017-18: 84.0
2018-19: 80.1
****2019-20:** 78.0
***2020-21:** 77.2
2021-22: 79.3
2022-23: 72.7
2023-24: 83.5

SCORING DEFENSE THROUGH 31 GAMES UNDER BRUCE PEARL

2014-15: 72.1
****2015-16:** 78.1
2016-17: 79.4
2017-18: 73.1
2018-19: 68.5
****2019-20:** 70.4
***2020-21:** 76.4
2021-22: 67.0
2022-23: 66.8
2023-24: 68.5

*played a total of 27 games during the 2020-21 season

**played a total of 31 games during the 2015-16 and 2019-20 seasons

MOST WINS IN PROGRAM HISTORY

» With its 92-78 win over Georgia in both teams' regular-season finale, Auburn recorded its eighth season with at least 24 wins in the program's 118-year history. It was the Tigers' fifth 24-win season in the last seven seasons under head coach Bruce Pearl.

» A win in Friday's SEC Tournament quarterfinals would give Auburn its sixth 25-win season in program history including five in the last seven seasons.

Season	Wins
2018-19	30
1998-99	29
2021-22	26
2017-18	26
2019-20	25
2023-24	24
2008-09	24
1999-00	24
2002-03	22
1985-86	22
1984-85	22
2022-23	21
1983-84	20
1958-59	20
1927-28	20

TIGERS FAST BREAKING

» Auburn matched its season high with 26 fast-break points against Alabama on Feb. 7, a mark the Tigers previously set against LSU on Jan. 13.

» Auburn outscored Georgia, 20-2, in fast-break points in the regular-season finale on March 9 and has outscored its last two opponents 38-9 on the break. The Tigers are 7-0 this season when the Tigers score at least 20 fast-break points.

TIGERS IN THE SECOND HALF

» At Missouri on March 5, Auburn surpassed its second-half effort at Ole Miss from earlier in the season by scoring 57 points after halftime. Auburn shot 76.0 percent (19-of-25) from the floor, 66.7 percent (6-of-9) from 3-point range and 81.3 percent (13-of-16) from the free-throw line in the second half in Columbia, Mo.

» It was the most points the Tigers have scored in the second half of a game since scoring 58 second-half points versus Missouri on Jan. 30, 2019 in Auburn.

POINT HALF	OPPONENT	DATE	
57	2	at Missouri	March 5, 2024
56	2	at Ole Miss	Feb. 3, 2024
55	1	Alabama	Feb. 7, 2024
52	2	at Georgia	Feb. 24, 2024
52	1	vs. Indiana	Dec. 9, 2023
52	2	vs. Indiana	Dec. 9, 2023
52	2	Chattanooga	Dec. 30, 2023
51	2	South Carolina	Feb. 14, 2024
51	1	Penn	Jan. 2, 2024
51	1	LSU	Jan. 13, 2024
50	1	South Carolina	Feb. 14, 2024

BENCH PRODUCTION

» Auburn is fourth in the country averaging 34.23 bench points per game for the season, which is 41.0 percent of the Tigers' total points. Auburn's bench has outscored its opponent's bench in all but one game this season including the last 24 contests. The Tigers are 24-6 when outscoring their opponent in bench points.

» AU has outscored an opponent by at least 20 bench points 10 times this season including six times in SEC play. The Tigers, who scored a season-best 51 bench points against UNC Asheville, have scored at least 40 bench points in a game eight times this season including three times in SEC play.

» The Tigers' previous season high was 49 bench points against Alabama A&M. In its first 16 SEC games, Auburn has outscored its opponents in bench points, 503-235, including 49 bench points against LSU and 46 bench points at Arkansas. On Feb. 14, Auburn outscored South Carolina 39-1 in bench points.

» At least 11 Tigers have scored in a game seven times this season including four straight games from Dec. 13-30 against UNC Asheville, USC, Alabama State and Chattanooga as well as against South Carolina on Feb. 14 and Alabama A&M on Nov. 21 and against Ole Miss, when 12 players scored for Auburn for the first time since the Chattanooga game on Dec. 30.

» Ten different players have scored in double figures at least once for Auburn this season.

MOST LOPSIDED WINS OVER TWO SEC OPPONENTS

» Two of Auburn's nine SEC wins this season have been the Tigers' largest margin of victory over that opponent all-time. Auburn's 32-point win at Arkansas (83-51) to open SEC play is the Tigers' largest victory over the Razorbacks in the 60-game series history between the two teams and is also Arkansas' largest loss ever in Bud Walton Arena.

» Prior to this season, Auburn's largest win over Arkansas was a 101-76 win on Jan. 6, 1996, in Beard-Eaves Memorial Coliseum. The Tigers knocked off No. 11 South Carolina, 101-61, at Neville Arena. Not only was the 40-point win the largest by either team in the 50-game series history between the Tigers and Gamecocks, it was Auburn's largest victory over an AP Top 25 opponent all-time, topping the Tigers' 97-66 victory over No. 8 Mississippi State on Jan. 3, 1959.

GEORGIA PIPELINE

» The state of Georgia is fertile recruiting ground for Coach Pearl and Auburn as four current Tigers hail from the Peach State including Jaylin Williams (Nahunta), K.D. Johnson (Atlanta), Dylan Cardwell (Augusta) and Jalen Harper (Mableton).

» Five of Auburn's six recent NBA Draft picks under Pearl, including four first rounders, were Peach State products – Chuma Okeke (Atlanta), Isaac Okoro (Atlanta), Sharife Cooper (Powder Springs), Jabari Smith (Fayetteville) and Walker Kessler (Newnan).

» Other Auburn standouts, such as Jared Harper, Bryce Brown, Anfernee McLemore, T.J. Dunans and Zep Jasper, call Georgia home.

Player – National Prospect Ranking out of High School (Recruiting Class)	Overall Pick (round) – Team (Year)
Chuma Okeke – 60 (2017)	16 (1) – Orlando (2019)
Isaac Okoro – 37 (2019)	5 (1) – Cleveland (2020)
Sharife Cooper – 27 (2020)	48 (2) – Atlanta (2021)
Jabari Smith – 7 (2021)	3 (1) – Houston (2022)
Walker Kessler – 28 (2020)	22 (1) – Memphis (2022)

*Recruiting rankings from 247Sports Composite

SEASONS WITH DOUBLE-DIGIT SEC WINS

» Auburn finished the season in a four-way tie for second in the Southeastern Conference with a 13-5 league record. It was the fifth time since the beginning of the SEC in 1933 the Tigers have won 13 SEC games in a season including the third time in the last seven seasons.

» AU's three seasons with 13 SEC wins over the last seven seasons are third-most in the league, one behind Kentucky and Tennessee.

Season	SEC Wins
2021-22	15
1998-99	14
2023-24	13
2017-18	13
1985-86	13
2019-20	12
1983-84	12
1974-75	12
1966-67	12
1959-60	12
1958-59	12
1949-50	12
2018-19	11
1987-88	11
1975-76	11
1969-70	11
1964-65	11
1961-62	11
1957-58	11
2022-23	10
2008-09	10
1968-69	10
1962-63	10

TEAM 13-WIN SEASONS

Kentucky	4
Tennessee	4
Auburn	3
Arkansas	2
Alabama	2
LSU	1
South Carolina	1

MOST 20-POINT WINS IN THE SEC THIS SEASON

- » Auburn's 101-74 victory at Missouri on March 5, was the Tigers' 13th win by at least 20 points this season – the most in the SEC.
- » The Tigers won six SEC regular-season games by 20+ points including three of the Tigers' last six home games when they knocked off No. 22 Ole Miss, 82-59, on Jan. 20, Vanderbilt, 81-54, on Jan. 31 and 11th-ranked South Carolina, 101-81, on Feb. 14, which is tied with Tennessee for the most in the league.
- » Auburn also picked up an 18-point win over No. 16 Alabama, 99-81, on Feb. 7 at home during this stretch.
- » The Tigers' 13 20-point wins this season are the second-most in a season in program history behind Auburn's 14 20-point wins during its 1998-99 SEC championship campaign.
- » All 24 of Auburn's victories this season have been by double digits, which is also second in program history, behind the 1998-99 squad, who had 26 double-digit wins.

Team	20-Point Wins	20-Point SEC Wins
Auburn	13	6
Alabama	11	4
Tennessee	10	6
Florida	7	1
Kentucky	8	2
Mississippi State	5	1
Texas A&M	5	1
LSU	4	1
South Carolina	4	0
Missouri	3	0
Ole Miss	3	1
Arkansas	1	0
Georgia	1	0
Vanderbilt	0	0

NO GO FROM 3

- » Auburn is second in the SEC in three-point field goal percentage defense, allowing opponents to shoot only 30.6 percent from behind the arc this season. In SEC play, the Tigers were second in the league holding opponents to 31.1 percent shooting from deep. They were also second in the conference giving up 6.1 three-pointers per game in SEC play.
- » Auburn held eight of its 18 SEC opponents, and 12 opponents overall, to under 30 percent shooting from long range. The Tigers are 20-3 when holding opponents to under 36.0 percent shooting from deep. Auburn has held opponents to just 136-of-470 (28.9 percent) shooting from deep in its 24 wins, an average of 5.67 3-pointers per game, compared to 53-of-138 (38.4 percent), an average of 7.6 3-pointers per game, in its seven losses.
- » The Tigers held Notre Dame (2) and South Carolina (3) to their season-lows in 3-pointers made to date and held Kentucky (4) and Georgia (3) to season-low-tying 3-point field goal totals.

DOMINATING THE PAINT

- » Auburn has scored at least 40 points in the paint in 12 of the last 27 games including two games of at least 50 paint points (season-high 52 points in the paint against Chattanooga). The Tigers scored 50 points in the paint against UNC Asheville, 46 points in the paint in the SEC opener at Arkansas, 44 points in the paint at Ole Miss, 42 paint points against Virginia Tech, Appalachian State, USC and Ole Miss and 40 paint points against Alabama, Alabama A&M and at Florida.
- » For the season, Auburn is averaging 37.0 points per game in the paint (1,146 points in 31 games), which is 44.3 percent of the Tigers' total points. The Tigers have outscored their opponent in the paint in 26-of-31 games this season and were even with St. Bonaventure in paint points in one of the other three games.
- » Mississippi State (twice), Kentucky and Georgia are the only opponents to outscore Auburn in the paint this season. MSU outscored the Tigers, 34-20, in the paint on Jan. 27 and 30-28 on March 2, the Wildcats outscored them, 36-26, in paint points on Feb. 17 and UGA outscored the Tigers, 38-36, in the regular-season file on March 9.
- » Auburn is +272 (8.8 ppg) on points in the paint for the season including a +30 (48-18) in its SEC opener at Arkansas. The Tigers outscored SEC opponents by 6.8 points in the paint per game (642-520 in 18 games).

SELLING OUT NEVILLE ARENA

» Auburn was one of only 16 NCAA Division I teams at or above 100 percent capacity crowds for the season next to UConn, Dayton, Duke, FAU, Gonzaga, Grand Canyon, Houston, Kansas, Michigan State, Penn State, Purdue, Rutgers, St. John's, Villanova and Xavier.

» A ticket to Neville Arena is a hard one to come by as season tickets have been sold out every year under Bruce Pearl.

» The Tigers sold out the last 55-consecutive games at Neville Arena.

TOUGHEST HOME COURTS IN THE SEC

» Auburn's Neville Arena has been a rare place where league foes have won along with Kentucky's Rupp Arena, Arkansas' Bud Walton Arena and Tennessee's Thompson-Boling Arena.

» Only 28 SEC teams have come into Neville Arena and left with a win over the last nine-plus seasons since 2014-15. Texas A&M and Ole Miss have been the most successful having won five times each.

SEC vs. Kentucky at Rupp Arena – 13-76 (.146)

SEC vs. Tennessee at Thompson-Boling Arena – 26-63 (.292)

SEC vs. Arkansas at Bud Walton Arena – 27-63 (.300)

SEC vs. Auburn at Neville Arena – 29-60 (.326)

WELCOME TO THE JUNGLE

» Despite its 70-59 loss to No. 22 Kentucky on Feb. 17, Auburn still enjoys one of the best home court advantages in the country.

» The Tigers went 15-1 at home this season and are 45-3 at Neville Arena over the last three seasons. All 15 home victories this season came by at least 11 points and Auburn had a 19.0 scoring margin when playing on its home court this year.

» The loss to the Wildcats ended Auburn's 16-game win streak at Neville Arena, which was the sixth-longest home court winning streak in program history and the longest since the Tigers won 28-straight games at Neville Arena from 2021-23.

» Auburn went just over a year without losing at home – Feb. 11, 2023, to Feb. 17, 2024. Five of Auburn's nine longest home court winning streaks all-time have come since 2017.

LONGEST HOME-COURT WINNING STREAKS IN AUBURN HISTORY

Streak	Started/Ended
36	W, Georgia Tech on 1/26/1957 to L, Mississippi State on 1/7/1961
30	W, Southern Miss on 3/11/1998 to L, #12 LSU on 3/1/2000
28	W, #25 Tennessee on 2/27/21 to L, Texas A&M on 1/25/2023
19	W, Arkansas on 2/20/2019 to L, Texas A&M on 3/4/2020
17	W, Miss State during 1926-27 season to L, Ole Miss during 1927-28 season
16	W, Missouri on 2/14/2023 to L, Kentucky on 2/17/2024
15	W, Georgia Tech on 2/27/1974 to L, Alabama on 1/10/1976
13	W, Missouri on 3/4/2017 to L, Texas A&M on 2/7/2018

RANKED TEAMS AT NEVILLE ARENA

» Auburn is 9-2 against ranked teams in Neville Arena (2010-Present). The Tigers have won eight of their last nine home meetings against ranked teams.

Date	Opponent	AU Rank/Opponent Rank	Result
11/9/18	Washington	11/25	W, 88-66
1/19/19	Kentucky	14/12	L, 80-82
2/1/20	Kentucky	17/13	W, 75-66
2/8/20	LSU	11/18	W, 91-90 (OT)
12/29/21	LSU	11/16	W, 70-55
1/22/22	Kentucky	2/12	W, 80-71
1/7/23	Arkansas	20/13	W, 72-59
1/20/24	Ole Miss	13/22	W, 82-59
2/7/24	Alabama	12/16	W, 99-81
2/14/24	South Carolina	13/11	W, 101-61
2/17/24	Kentucky	13/22	L, 59-70

PEARL AMONG THE BEST OF THE BEST

» Bruce Pearl ranks No. 13 among active NCAA Division I coaches in career wins (659), third among active SEC men's basketball coaches. He also ranks No. 19 among active NCAA All-Division coaches in career wins (659) and No. 8 all-time among winningest SEC coaches with 342 career wins (UT and AU combined).

MOST OVERALL COLLEGIATE HEAD COACHING WINS AMONG ACTIVE SEC COACHES

Coach	School	Wins
John Calipari	Kentucky	813
Rick Barnes	Tennessee	803
Bruce Pearl	Auburn	659
Buzz Williams	Texas A&M	345
Mike White	Georgia	275

Coach	School	Wins
John Calipari	Kentucky	410
Bruce Pearl	Auburn	342
Rick Barnes	Tennessee	199
Mike White	Georgia	174
Nate Oats	Alabama	113

MOST WINS IN SEC GAMES AMONG ACTIVE SEC COACHES

Coach	School	Win
John Calipari	Kentucky	198
Bruce Pearl	Auburn	155
Rick Barnes	Tennessee	100
Mike White	Georgia	84
Nate Oats	Alabama	62

THE LAW OFFICES OF CHAD BAKER-MAZARA

» Chad Baker-Mazara is third in the SEC shooting 88.1 percent (96-of-109) from the foul line this season including a career-best 9-of-9 from the charity stripe against Kentucky on Feb. 17. He had a string of 26-straight made free throws snapped at Tennessee on Feb. 28. Wendell Green Jr. holds the Auburn record for consecutive made free throws at 34 in 2023.

» He is currently on pace to break the school's single-season free-throw percentage record, which Eddie Johnson set when he shot 87.9 percent from the foul line during the 1974-75 season.

» Baker-Mazara scored in double figures in 12 of Auburn's 18 SEC games including nine of the last 11. He tallied a career-high 25 points on 8-of-12 field goals and 2-of-3 3-pointers to go with his 7-of-7 performance from the free throw line at Georgia on Feb. 24. During that span, he averaged 12.5 points on 49.4 shooting from the floor, 51.6 percent from 3-point range and 89.8 percent from the free throw line.

» CBM has led Auburn in scoring four times in SEC play after scoring 16 points at Arkansas and adding 19 points against LSU. He has 18 games in double figures on the season, including 17 in the last 26 games.

AUBURN'S SINGLE-SEASON FREE-THROW PERCENTAGE LEADERS

Player	Season	FTM-FTA	Pct.
Chad Baker-Mazara	2023-24	96-109	.88073
Eddie Johnson	1974-75	102-116	.87931
Danjel Purifoy	2016-17	80-91	.87912
Stan Pietkiewicz	1977-78	128-146	.877
KT Harrell	2013-14	134-154	.870
Jimmy Fibbe	1960-61	83-96	.865
Ian Young	2004-05	83-96	.865
Scott Pohlman	1998-99	69-80	.863
Jimmy Montgomery	1965-66	83-97	.856
Lee DeFore	1965-66	133-156	.853
Frankie Sullivan	2009-10	80-94	.851

TAKING CARE OF THE ROCK

» Auburn committed nine turnovers at Georgia on Feb. 24 and just seven turnovers against South Carolina on Feb. 14. It was the third time this season the Tigers had seven turnovers in a game – versus UNC Asheville and at Arkansas.

» AU is 11-0 this season when it has committed single-digit turnovers including 5-0 in SEC play. The Tigers committed just five turnovers in their win over Alabama on Feb. 7. They tied a school-record with three turnovers against Indiana on Dec. 9. Auburn previously committed eight turnovers against Virginia Tech, USC and LSU as well as nine turnovers against Chattanooga.

» The Tigers closed out non-conference play with six turnovers against Penn.

» Auburn is sixth in the SEC averaging 10.58 turnovers per game this season and second with a +2.42 turnover margin. The Tigers have forced more turnovers than they have committed 19 times this season and have a 16-3 record in those games.

SHARING THE ROCK

» The Tigers are sixth nationally and first in the SEC with 18.06 assists per game. They are first in the SEC and eighth nationally with a 1.71 assist-to-turnover ratio. The Tigers have recorded at least 19 assists in 16 games, which is tied for the most in the country. They have dished out at least 17 assists on 20 occasions.

» Auburn has turned in 11 games with 20-or-more assists this season including six in SEC play. Auburn recorded 20 assists on 27 made field goals at Tennessee on Feb. 28.

» The Tigers recorded 29 assists against Georgia in the regular-season finale, the most assists in a single game during Bruce Pearl's 10 seasons on The Plains. The previous mark was 27 assists against CSUN in 2019. It was also the most assists by any SEC team in a league game this season.

» Eight players have recorded at least 30 assists on the season for Auburn with five of those already topping 50 assists for the year, and nine of the 10 Tigers averaging over 13.0 minutes per game have a positive assist-to-turnover ratio.

» Tre Donaldson leads Auburn and is 14th in the SEC with 3.23 assists per game, while Aden Holloway is averaging 2.74 assists per game. Donaldson recorded his first career 100+ assist season with his two assists against UGA on March 9.

» Holloway and Donaldson have combined for 107 assists and only 39 turnovers over the last 20 games. The pair is averaging 5.97 assists and 2.23 turnovers per game for the season.

Teams with 19+ assists in 16+ games this season

Purdue (17)

Auburn

BYU

Teams with 18+ assists in 19+ games this season

Arizona

Auburn

Kansas

Purdue

Teams with 17+ assists in 20+ games this season

Kansas (24)

Arizona (21)

Auburn

Purdue

Samford

Teams with 16+ assists in 23+ games this season

Kansas (26)

Arizona

Auburn

Colorado State

DEFENSE, TIGERS, DEFENSE

» Auburn ranks third in the SEC forcing 13.00 turnovers per game and second forcing 12.56 turnovers in league play. The Tigers forced Texas A&M into 19 turnovers, which is still a season high for the Aggies and also the most they have forced in an SEC game this season.

» The Tigers forced 16 turnovers against LSU, and scored 24 points off those turnovers. Auburn scored 25 points off of 13 turnovers by South Carolina on Feb. 14, which is the second-most points scored off turnovers this season (30 vs. Virginia Tech).

» Additionally, AU forced 15 Alabama turnovers on Feb. 7, resulting in 22 points. In the first meeting between the two teams this season, Auburn scored 22 points off 17 Ole Miss turnovers.

» The Tigers previously forced 13 turnovers in their SEC opener at Arkansas and 11 at Vanderbilt. Auburn scored 15 points off 14 Alabama turnovers on Jan. 24, forced Mississippi State into 14 turnovers and forced 12 turnovers against Vanderbilt on Jan. 31.

» Auburn held Ole Miss to season-lows in points (59) and first half points (27) in Auburn.

» Auburn held Texas A&M to a season-low 22 first-half points. The Aggies' previous low was 23 points in the first half against No. 3 Houston.

» Auburn held Texas A&M without a field goal over the final 9:15 of the game as the Aggies missed their last 10 field-goal attempts.

» Auburn held Texas A&M to a 29.0 field-goal percentage on the night, which was the lowest the Tigers had held an SEC opponent to since holding Tennessee to 27.0 percent shooting in Knoxville last season until they held Vanderbilt to 26.8 percent shooting on Jan. 31. This is the lowest field-goal percentage Auburn has held an SEC opponent to since holding Georgia to 25.0 percent shooting (13-of-52) on Feb. 1, 2012.

» Auburn held Mississippi State to a season-low 21 first-half points. The Bulldogs' previous low was 26 points at Georgia Tech.

» On Feb. 17, the Tigers became the third team to hold Kentucky, who came into the game third in the country averaging 88.9 points per game, to no more than 70 points, joining South Carolina and Arkansas.

Fewest points Auburn has held an SEC opponent to under Bruce Pearl

Date	Opponent	Points
Feb. 4, 2023	Tennessee	46
Jan. 18, 2023	LSU	49
Jan. 6, 2024	Arkansas	51
Feb. 16, 2019	Vanderbilt	53
Jan. 31, 2024	Vanderbilt	54
Jan. 25, 2022	Missouri	54
Jan. 9, 2024	Texas A&M	55
Dec. 29, 2021	LSU	55

Held league opponent under 60 points this season

Auburn	4
Mississippi State	3
Tennessee	3
Kentucky	2
Ole Miss	2
South Carolina	2
Texas A&M	2
Alabama	1
LSU	1

Games holding opponent to under 60 points in SEC game

2022-23	5
2023-24	4
2021-22	3
2018-19	3
2020-21	1
2019-20	1
2014-15	1
2017-18	0
2016-17	0
2015-16	0

CLEANING THE GLASS

» Auburn ranks fifth in the SEC and is tied for 68th nationally with a +3.84 rebounding margin this season. The Tigers outrebounded Ole Miss, 42-26, on Feb. 3, which is tied as their fifth-best rebounding margin in an SEC game in Bruce Pearl's 10 seasons on The Plains.

» AU outrebounded Arkansas, 46-32, in the SEC opener and outrebounded Vanderbilt by 10.0 boards per game in two victories over the Commodores. The +14 rebounding margin against the Razorbacks is tied as the eighth-best mark in an SEC game under Pearl.

» Auburn outrebounded Alabama, 42-35, on Feb. 7, making it three-straight games the Tigers had outrebounded their opponent prior to getting outrebounded, 43-41, at Florida on Feb. 10. The Tigers are 15-1 when they have outrebounded their opponent this season.

» The Tigers rank 43rd nationally with a 32.0 offensive rebounding percentage and 56th with a 52.7 total rebounding percentage, per teamrankings.com. They have a +5.6 rebounding margin in their 24 wins and a -2.3-rebounding margin in their seven losses.

AUBURN'S BEST REBOUNDING MARGINS IN AN SEC GAME UNDER BRUCE PEARL

Date	Opponent	AU Reb/Opp Reb	Reb Margin
Feb. 14, 2023	Missouri	48/26	+22
Feb. 8, 2022	Arkansas	60/42	+18
Feb. 4, 2020	Arkansas	44/27	+17
Jan. 16, 2019	Texas A&M	50/33	+17
Feb. 3, 2024	Ole Miss	42/26	+16
March 7, 2020	Tennessee	42/26	+16
Feb. 12, 2020	Alabama	60/44	+16
Jan. 6, 2024	Arkansas	46/32	+14
Feb. 1, 2020	Kentucky	42/28	+14
Jan. 27, 2018	LSU	38/24	+14

MAKING EVERY SHOT COUNT

» After shooting 14-of-26 from the free-throw line at Florida on Feb. 10, Auburn has responded by shooting 108-of-139 (77.7 percent) in the last six games. Auburn has made 550 free throws on the season, which is fifth-most in a season in program history.

» The Tigers set a school record for made free throws in a game by going 40-of-50 from the free-throw line against Alabama on Feb. 7. Auburn is fourth in the SEC with a 76.0 free-throw percentage for the season, which would rank fifth all-time at Auburn. Of the 10 players averaging over 13.0 minutes per game, seven of them are shooting at least 75.0 percent from the free-throw line.

» Auburn finished fifth in the SEC shooting 76.5 percent (313-of-409) from the foul line in SEC play. The Tigers were also second in the league averaging 17.39 made free throws per game in league play. Auburn is shooting 440-of-567 (77.6%) in its 24 wins compared to 110-of-162 (67.9%) in its seven losses. That's an average of 18.3-of-23.6 in wins compared to 14.8-of-22.3 in losses.

» The Tigers have shot 49.4 percent (724-of-1465) in their 24 wins compared to 40.0 percent (169-of-423) in their seven losses. Auburn is second in the SEC with a 47.4 field-goal percentage for the season. The Tigers have shot at least 50.0 percent from the floor five times in the last seven games including the last three games.

» Auburn shot a season-best 60.0 percent (12-of-20) from 3-point range against No. 11 South Carolina on Feb. 14, which marked its best 3-point percentage since shooting 60.0 percent (12-of-20) at Alabama last season. The Tigers turned in their second-best mark of the season at UGA by making 53.8 percent (14-of-26) of their long-range shots on March 2. Their 14 made 3-pointers versus the Bulldogs tied a season high from the Indiana game on Dec. 9.

» Auburn is 10-2 this season when the Tigers make at least 40 percent of their 3-point field goals.

» The Tigers have made at least 10 3-pointers six times in SEC play (10 vs. LSU). The Tigers have shot 213-of-562 (37.9 percent) from deep in their 24 wins and 39-of-156 (25.0 percent) in their seven losses.

» In SEC play, Chad Baker-Mazara (.471), Denver Jones (.460), Johni Broome (.415) and Jaylin Williams (.413) all shot at least 40.0 percent from deep on at least two 3-point attempts per game.

Below is a statistical breakdown comparing Auburn in its 24 wins to the Tigers in their seven losses this season.

Category	Wins	Losses
Scoring Offense	87.5	69.6
Scoring Defense	65.9	77.6
Scoring Margin	+21.6	-8.0
Field-Goal Pct.	49.4	40.0
Opp. Field-Goal Pct.	37.4	43.2
3FG Pct.	37.9	25.0
Opp. 3FG Pct.	28.3	38.4
Free-Throw Pct.	77.6	67.9
Rebounding Margin	+5.6	-2.3
Assists	19.2	14.1
Turnover Margin	+3.4	-0.9
Personal Fouls	18.7	20.6

TIGERS PICK UP RARE ROAD WIN

» Auburn's 32-point victory at Arkansas tied for the second-largest margin of victory in an SEC road game in program history next to a 64-32 victory at Sewanee on Jan. 13, 1940, and only two points behind a 92-58 win at Tulane on Jan. 11, 1966. Additionally, the win tied for the seventh-largest overall road win in school history. It was the largest since an 87-52 win at Alabama A&M on Dec. 1, 2009.

» On the flip side, the 32-point loss was Arkansas' largest defeat in the 31-year history of Bud Walton Arena (449 total games, 80th win all-time in the venue's history), topping a 30-point loss to Florida in 2012. It was Auburn's largest win in the 60-game series, surpassing the Tigers' 101-76 victory in Auburn in 1996. The Tigers' previous largest victory at Bud Walton Arena was 73-51 (+22) in 2009.

LARGEST SEC ROAD WINS IN PROGRAM HISTORY

Date	Opponent	Score	Margin
Jan. 11, 1966	Tulane	92-58	34
Jan. 6 2024	Arkansas	83-51	32
Jan. 13, 1940	Sewanee	64-32	32

LARGEST ROAD WINS IN PROGRAM HISTORY

Date	Opponent	Score	Margin
Dec. 20, 1999	Puerto Rico-Mayaguez	109-52	57
Dec. 16, 1976	VCU	109-59	50
1919-20	Clemson	60-12	48
Dec. 28, 1996	Florida A&M	95-57	38
Dec. 1, 2009	Alabama A&M	87-52	35
Jan. 11, 1966	Tulane	92-58	34
Jan. 6 2024	Arkansas	83-51	32
Jan. 13, 1940	Sewanee	64-32	32
Nov. 19, 2007	Charleston Southern	89-59	30
Dec. 20, 2002	Puerto Rico-Mayaguez	94-64	30
Dec. 30, 1995	Florida A&M	84-54	30
Nov. 30, 1951	Howard	69-39	30
1919-20	West Point Athletic Club	38-8	30

ENERGIZER BUNNY OFF THE BENCH

» K.D. Johnson has scored in double figures eight times this season including 11 points on 4-of-4 shooting from the floor, one 3-pointer and 2-of-2 from the foul line at Ole Miss on Feb. 3. He scored 14 points against Texas A&M on Jan. 9, matching his season high from the Indiana game on Dec. 9. Johnson scored 13 points against Southeastern Louisiana on Nov. 10 and Alabama State on Dec. 22.

» Johnson is shooting a career-best 78.9 percent from the free throw line this season. His previous high mark was 72.1 percent in the 2021-22 season. He has recorded a team-best 38 steals on the season and has registered a steal in 23-of-31 games (10 multi-steal games including seven of the last 17 contests).

WELCOME TO AUBURN'S BLOCK PARTY

» Auburn is the only team that has finished in the Top 25 in the country in blocked shots per game in each of the previous seven seasons. No other team has finished in the Top 25 in blocks per game in more than five seasons over that stretch.

» The Tigers, who have blocked a nation's-best 1,476 shots (5.6 bpg) since the start of the 2016-17 season, are sixth nationally averaging 6.0 blocks per game this season. Auburn has recorded five-plus blocked shots in 21 of the last 23 games, including 15-straight games before only registering two blocks at Florida on Feb. 10. The 15-game streak was the Tigers' longest such streak since blocking at least five shots in 17-straight games during the 2021-22 season.

» Auburn's 186 blocks this season are third most in program history.

» Auburn has turned in three games this season with double-digit blocks including a season-high 12 blocked shots against Alabama on Feb. 7, which was the Tigers' most blocks in an SEC game since they blocked 14 shots against LSU and Texas A&M during the 2021-22 season.

» The Tigers currently lead the nation with a 10.3 block percentage, according to teamrankings.com.

MOST SEASONS IN TOP 25 IN BLOCKS PER GAME OVER THE LAST SEVEN SEASONS

1. Auburn - 7

2T. Connecticut - 5
 2T. Michigan State - 5
 2T. Washington - 5
 5T. Duke - 4
 5T. Florida State - 4
 5T. Kentucky - 4
 5T. Marshall - 4
 5T. Syracuse - 4
 5T. USC - 4

MOST BLOCKS IN DIVISION I SINCE THE START OF 2016-17 SEASON

Team	Blocks
Auburn	1,476
Duke	1,409
UConn	1,317
Kentucky	1,313
Arkansas	1,311

Season	BPG	DI Rank
2023-24	6.0	6
2022-23	5.1	12
2021-22	8.0	1
2020-21	6.0	1
2019-20	4.9	21
2018-19	4.8	22
2017-18	5.3	14
2016-17	5.1	22

DENVER JONES IS ON FIRE

» Denver Jones scored a season-high 21 points on 7-of-9 3-pointers to go with three assists, three rebounds, two steals and one block against Georgia on March 9. He became the first Auburn player to make seven 3-point field goals in a game since Jabari Smith did so against Vanderbilt on Feb. 16, 2022.

» Jones has scored in double figures in eight of the last 11 games including 10 points on 3-of-5 field goals and 4-of-4 from the foul line to go with four assists, one rebound and one steal at Missouri on March 5. In his last six games, he has shot 16-of-28 (57.1 percent) from long range.

» Over the last 11 games, Jones is averaging 11.6 points and is shooting 51.1 percent from long range. He is also shooting 61-of-67 (91.0 pct) from the charity stripe, which would be second in the SEC in free-throw percentage if he had made enough free throws on the season to reach the qualification of 2.5 made free throws per game.

SEC TEAMS ROAD RECORDS FROM 2017-18 TO 2023-24

» Auburn is 36-39 overall on the road since the beginning of the 2017-18 season, which is third best in the SEC. The Tigers' 30-33 record in SEC road games over that span is tied for third-best in the league. Auburn joins Alabama, Kentucky and Tennessee as the only teams to have a winning SEC road record at least three times in the last seven seasons.

OVERALL ROAD RECORD

Team	2017-18	2018-19	2019-20	2020-21	2021-22	2022-23	2023-24	Total
Auburn	7-4	4-6	5-5	3-8	8-3	4-8	5-5	36-39
Alabama	2-8	4-8	4-8	7-3	3-7	9-3	5-5	34-42
Arkansas	3-7	5-8	4-8	5-4	5-4	2-8	2-7	26-46
Florida	5-4	5-6	4-7	5-5	4-7	4-7	3-7	30-43
Georgia	4-9	2-9	2-9	2-6	0-10	1-10	4-6	15-59
Kentucky	4-6	8-2	8-2	4-6	6-5	6-4	7-3	43-28
LSU	3-8	9-1	5-6	4-6	2-8	0-9	3-7	26-44
Miss. State	4-8	5-5	4-7	5-4	1-10	4-6	2-8	25-48
Missouri	5-6	2-8	2-10	6-4	2-10	5-5	2-10	24-53
Ole Miss	1-10	6-5	1-10	5-6	2-7	2-9	4-7	21-54
South Carolina	4-8	4-8	6-6	2-7	4-7	4-8	8-3	32-47
Tennessee	8-4	7-3	4-7	4-4	6-5	4-6	8-3	41-32
Texas A&M	4-7	4-7	5-4	2-4	5-5	7-4	6-6	33-37
Vanderbilt	1-10	1-11	1-9	2-8	5-8	5-6	1-9	16-61

SEC ROAD RECORD

Team	2017-18	2018-19	2019-20	2020-21	2021-22	2022-23	2023-24	Total
Auburn	5-4	4-5	4-5	3-6	6-3	3-6	5-4	30-33
Alabama	2-7	3-6	3-6	7-2	3-6	7-2	5-4	30-33
Arkansas	3-6	3-6	2-7	5-3	5-4	2-7	2-7	22-40
Florida	5-4	5-4	4-5	4-4	4-5	3-6	3-6	28-34
Georgia	2-7	1-8	1-8	2-6	0-9	1-8	3-6	10-52
Kentucky	3-6	7-2	7-2	4-5	5-4	6-3	6-3	38-25
LSU	2-7	9-0	4-5	4-5	2-7	0-9	3-6	23-39
Miss. State	2-7	4-5	3-6	5-4	1-8	3-6	2-7	20-43
Missouri	4-5	2-7	1-8	5-4	2-7	4-5	0-9	18-45
Ole Miss	1-8	5-4	1-8	4-5	2-7	2-7	2-7	17-46
South Carolina	2-7	4-5	3-6	2-6	4-5	3-6	7-2	25-37
Tennessee	5-4	6-3	4-5	4-4	5-4	4-5	7-2	35-27
Texas A&M	3-6	3-6	5-4	1-4	4-5	6-3	4-5	26-33
Vanderbilt	1-8	0-9	1-8	1-7	3-6	4-5	1-8	11-51

HOLD THE WHISTLE

» Auburn was called for no more than 15 fouls in five-straight games from Dec. 22-Jan. 9. In 16 games since then, Auburn has been whistled for an average of 20.2 fouls. The Tigers' six lowest foul totals of the season had all come in the eight games prior to travelling to Vanderbilt, during which they were whistled for 15.4 fouls per game including a season-low 11 fouls in their win over Penn.

» The Tigers set a new season low in fouls committed with 16 fouls against UNC Asheville and then bested that with just 13 fouls against Alabama State and fell just one foul shy of matching that against Chattanooga prior to setting a new season low against Penn. In 18 SEC games, the Tigers were called for an average of 19.6 fouls including 18.8 in their five conference losses. Auburn has been called for 18.7 fouls in its 24 wins compared to 20.6 fouls in its seven losses.

AUBURN vs. THE TOP 25

» Auburn is 80-226 against AP Top 25 teams all-time including 21-30 against ranked opponents under Bruce Pearl (15-7 at Neville Arena). The Tigers have won 17 of their last 31 games against Top 25 opponents. Auburn is 14-3 in their last 17 games against ranked opponents at Neville Arena.

» The Tigers are 3-1 against ranked opponents at home this season including a 101-61 victory over No. 11-ranked South Carolina on Feb. 14, which marked Auburn's largest margin of victory over a ranked opponent in program history. It surpassed the ninth-ranked Tigers' 97-66 victory over No. 8 Mississippi State on Jan. 3, 1959, in Auburn, Ala. The 101 points were the fourth-most against a ranked opponent in program history.

FRESHMAN PHENOM

» Freshman point guard Aden Holloway became the 19th player in school history to be named to the SEC All-Freshman Team. He currently boasts a team-best 3.15 assist-to-turnover ratio (85-to-27) and has started in 22-of-31 games played for the Tigers.

» Holloway is the team's fifth-leading scorer averaging 7.8 points per game and leads the team in 3-pointers made this season (50). He scored an SEC career-high 15 points on 5-of-8 shooting from long range and dished out three assists in his first start since Jan. 24 at Georgia. Seven of his nine games in double figures this season have been against power conference opponents. Auburn is 8-1 this season when Holloway scores in double figures including eight-straight victories since the Tigers' season-opening loss to Baylor.

» Holloway scored a career-high 24-points against Indiana as he made 5-of-8 from 3-point range against the Hoosiers. He led Auburn with 19 points and six assists in 26 minutes against No. 20 Baylor in his collegiate debut and then scored 11 points and dished out three assists in Auburn's win over Southeastern Louisiana.

» He has made a 3-pointer in 22-of-31 games this season including a streak of 11-straight contests, which ended at Alabama on Jan. 24. Auburn is 19-3 when Holloway makes a 3-pointer. Over his last 27 games, he has totaled 68 assists and just 20 turnovers for a 3.40 assist-to-turnover ratio. Holloway has more assists than turnovers in all but seven games this season and had an even assist-to-turnover ratio in five other contests.

» Holloway has nine double-figure scoring games and five games with four-plus 3-pointers this season.

» Against Baylor, he was one point shy of becoming the fourth freshman in program history to score 20 points in a debut. His total of 19 points is tied for fifth among all Division I freshmen in a season opener this season.



Freshman Starters Under Bruce Pearl

Player	Season	Starts
Jabari Smith	2021-22	34
Mustapha Heron	2016-17	32
Jared Harper	2016-17	30
Isaac Okoro	2019-20	28
JT Thor	2020-21	27
Danjel Purifoy	2016-17	25
Austin Wiley	2016-17	22
Aden Holloway	2023-24	22
Horace Spencer	2015-16	18
Sharife Cooper	2020-21	12
Bryce Brown	2015-16	11
Justin Powell	2020-21	7
TJ Lang	2014-15	6
Allen Flanigan	2019-20	3
Anfernee McLemore	2016-17	1

Freshman Starts By Season Under Pearl

Season	Starts
2014-15	6
2015-16	29
2016-17	110
2017-18	0
2018-19	0
2019-20	31
2020-21	46
2021-22	34
2022-23	0
2023-24	22

Most 3-pointers made by a freshman in Auburn History

Player	Season	3PT FGM
1. Jabari Smith	2021-22	79
2. Bryce Brown	2015-16	78
3. Ronnie Battle	1989-90	64
4. Toney Douglas	2004-05	62
5. Danjel Purifoy	2016-17	59
6. Daymeon Fishback	1996-97	57
7. Jared Harper	2016-17	54
8. Scott Pohlman	1997-98	53
9. Aden Holloway	2023-24	50
10. Mustapha Heron	2016-17	44

WILLIAMS WINNINGEST PLAYER IN PROGRAM HISTORY

» After graduating with a bachelor's degree in kinesiology in May, Jaylin Williams chose to come back for his fifth and final year on The Plains. Last season, he was the team's second-leading scorer (13.0 ppg) and second-leading rebounder (5.0 rpg) in 2022-23.

» With the Tigers' win over Southeastern Louisiana on Nov. 10 at Neville Arena, Williams became the winningest player in program history with 88 career (and now 110) victories to date. He was previously tied with former Tigers Allen Flanagan (2019-23), Anfernee McLemore (2016-20) and Scott Pohlman (1997-2001).

» Entering the season with 107 career games played, he needed to appear in 20 games this season to crack Auburn's career games played list. He surpassed Frankie Sullivan's school record of 134 games played from 2009-13 with his 135th game played against Mississippi State on March 2.

ALL-TIME WINNINGEST AUBURN PLAYERS (minimum 90 career games played)

1. Jaylin Williams (2019-Present)	110
2T. Allen Flanagan (2019-23)	87
2T. Anfernee McLemore (2016-20)	87
2T. Scott Pohlman (1997-01)	87
5T. Doc Robinson (1996-00)	85
5T. Daymeon Fishback (1996-00)	85
5T. Mamadou N'Diaye (1996-00)	85
8. Mack McGadney (1998-02)	83
9. Chuck Person (1982-86)	79
10. Marquis Daniels (1999-03)	76

DOMINATING NON-CONFERENCE FOES

» Auburn owns an 95-25 (.792) winning record in regular-season games against non-conference opponents under Coach Pearl. The Tigers lead the SEC, with a .853 winning percentage (81-14 record) in regular-season non-conference games over the last seven-plus seasons.

Team	2016-17	2017-18	2018-19	2019-20	2020-21	2021-22	2022-23	2023-24	Total
Auburn	6-2	12-1	11-2	13-0	6-3	12-1	10-3	11-2	81-14 (.853)
Arkansas	11-2	11-2	9-4	12-1	12-3	11-2	11-2	9-4	86-20 (.811)
Miss. State	9-3	12-1	12-1	9-4	10-5	9-4	12-1	11-2	84-21 (.800)
Tennessee	8-5	10-2	12-1	8-5	8-2	9-3	11-2	10-3	76-23 (.768)
LSU	8-4	9-3	10-3	9-4	8-4	12-1	11-2	8-5	75-26 (.743)
Kentucky	10-3	11-2	11-2	10-3	1-7	11-2	9-4	10-3	73-26 (.737)
Georgia	9-4	9-3	9-4	10-3	7-1	5-8	10-3	10-3	69-29 (.704)
Ole Miss	9-4	7-6	10-3	9-4	6-4	9-4	8-5	13-0	71-30 (.703)
Texas A&M	8-4	11-2	7-5	6-6	6-2	11-2	8-5	9-4	66-30 (.688)
Florida	10-3	9-4	8-5	8-5	6-3	10-3	7-6	10-3	68-32 (.680)
Alabama	7-5	9-4	9-4	8-5	10-5	10-3	10-3	8-5	71-34 (.676)
Missouri	5-7	10-3	9-3	8-5	8-2	6-7	12-1	8-5	66-33 (.667)
South Carolina	10-3	9-4	5-8	8-5	2-3	9-3	7-6	12-1	62-33 (.653)
Vanderbilt	7-6	6-7	9-4	8-5	6-3	8-4	7-6	4-8	56-43 (.566)

Year-by-Year Regular-Season Record vs. Non-Conference Opponents Under Bruce Pearl

2014-15	8-5
2015-16	6-6
2016-17	6-2
2017-18	12-1
2018-19	11-2
2019-20	13-0
2020-21	6-3
2021-22	12-1
2022-23	10-3
2023-24	11-2
Totals	95-25 (.792)

FIVE 1,000-CAREER POINT SCORERS

» Auburn is amongst elite company with five 1,000 point scorers on its roster this season. The NCAA compiles a comprehensive list of teams who have multiple 1,000-point scorers on the roster including those who played at any NCAA institution (Division I, II and III) or at the junior college level.

» St. John's (N.Y.) currently boasts six 1,000 point scorers on its roster, while TCU and Auburn are tied for second most in the country with 5.

» K.D. Johnson (Georgia-Auburn combined) and Jaylin Williams both entered the 1,000 Career Point Club against Alabama State on Dec. 22 and have tabulated 1,150 and 1,270 career points to date. Johni Broome (1,956), Chaney Johnson (1,338) and Denver Jones (1,223) reached that same milestone in their combined Morehead State-Auburn, UAH-Auburn and FIU-Auburn careers respectively.

» Williams became the 39th player in program history to gain entrance into the 1,000-Career Point Club – the first in five years since Bryce Brown (8th, 1,673) and Jared Harper (13th, 1,227) did so during their senior campaigns that ended in the 2019 national semifinals. He is currently tied for 22nd on the school's all-time career scoring list.

2024 SIGNING CLASS

The Tigers signed two top recruits in the early signing period – five-star Tahaad Pettiford and Jahki Howard.

Rated the No. 2 point guard and No. 21 overall player in the Class of 2024 by 247 Sports, Pettiford played AAU basketball for New Heights Lightning on the EYBL circuit, shooting 33.5 percent from the 3-point line and averaging 13.3 points per game. He burst onto the scene over the summer as one of the best scoring guards in the country.

One of the most athletic players in his class, Howard is a four-star recruit rated No. 85 overall and No. 20 at his position by 247 Sports. Known as the best dunker in high school basketball going viral on social media, he is currently averaging 15.9 points, 5.3 rebounds, 1.4 assists, 1.9 steals and 0.5 blocks per game in the preseason for Overtime Elite.

Tahaad Pettiford, G, 5-10, 175, Jersey City, N.J. (Hudson Catholic Regional High School)

"Tahaad is a very unique player. He is a gifted scorer with an unlimited range. Instant offense. He has tremendous speed, quickness and athletic jumping ability. Tahaad is a very tough cover and uses that athleticism to be a pest defensively. (Assistant Coach) Ira Bowman did a tremendous job of identifying Tahaad very early on in the recruiting process and developed a close, trusting relationship. Tahaad will have a Pied Piper effect on our program. Guys will want to play with him." – Head Coach Bruce Pearl

Jahki Howard, F, 6-6, 185, Boston, Mass. (Overtime Elite)

"Jahki is one of the most underrated prospects in the 2024 class. We've been watching and recruiting him since his freshman year – seeing so much growth, maturity and commitment to becoming great. His basketball IQ, his athleticism and his motor make him a great fit for our program." – Head Coach Bruce Pearl

ON BOARD

» Junior transfer Chaney Johnson pulled down 11 rebounds off the bench against Southeastern Louisiana on Nov. 10. He is the ninth player in Bruce Pearl's 10 seasons at Auburn to grab at least 11 boards in a game as a reserve and the first since Jaylin Williams had 11 rebounds versus Texas A&M on Feb. 12, 2022. For the season, Johnson is tied for fourth on the team averaging 3.6 boards per game.

Date	Player	Opponent	Rebounds
Nov. 14, 2018	Horace Spencer	Mississippi College	17
Nov. 29, 2017	Anfernee McLemore	Dayton	13
Dec. 22, 2015	Cinmeon Bowers	New Mexico	12
Feb. 27, 2016	Tyler Harris	Alabama	12
Nov. 26, 2020	Jaylin Williams	Saint Joesph's	11
March 5, 2016	Cinmeon Bowers	Mississippi State	11
Jan. 31, 2017	Anfernee McLemore	Tennessee	11
Feb. 12, 2022	Jaylin Williams	Texas A&M	11
Nov. 10, 2023	Chaney Johnson	Southeastern Louisiana	11

NOT NEW KIDS ON THE BLOCK

» Johni Broome, who has blocked a shot in 25 of the last 26 games including the last 15 games and a 10-game stretch from Nov. 29-Jan. 9, has 20 multi-block games during that time. He is second in the SEC averaging 2.29 blocks per game this season. Broome blocked a season-high five shots in the Tigers' first meeting with Alabama, including the 300th block of his career, and then he matched that with five blocks against Vanderbilt on Jan. 31 and Alabama on Feb. 7. He has multiple blocks in 10 of the last 13 games. His 336 career blocks are second among all NCAA Division I players, only trailing the 350 career blocks of Jamarion Sharp of Ole Miss. Broome's 71 blocks this season are 10th-most in a season in program history.

» Dylan Cardwell is fifth in the SEC with 1.42 blocks per game. In SEC games, Broome is second in the league with 2.50 blocks and Cardwell is sixth with 1.56 blocked shots per game. Broome is seventh on Auburn's career blocked shot list with 149 career blocks and Cardwell is eighth with 146 career blocks.

» Auburn is the only team with two of the Top 5 shot blockers in the SEC. Cardwell has tied his career high with five blocks twice this season, against Baylor and LSU, which is tied with Broome's five blocks in both games against Alabama and against Vanderbilt for the most blocks by an Auburn player this season. Cardwell blocked four shots against South Carolina on Feb. 14, his 11th multi-block game this season. Cardwell previously set his career high against South Florida and George Mason in 2022.

ELITE IN THE SEC

» Auburn is second in the SEC with a .723 winning percentage and 167 victories over the last six-plus seasons, one win behind Tennessee for the top spot in the league. The Tigers have also won the second-most SEC Championship titles (3) and second-most NCAA Tournament games (7) in that span behind Alabama's four titles and Arkansas' eight NCAA Tournament victories.

Team	2017-18	2018-19	2019-20	2020-21	2021-22	2022-23	2023-24	Total
Tennessee	26-9	31-6	17-14	18-9	27-8	25-11	24-7	168-64
Auburn	26-8	30-10	25-6	13-14	28-6	21-13	24-7	167-64
Kentucky	26-11	30-7	25-6	9-16	28-8	22-12	23-8	163-68
Alabama	20-16	18-16	16-15	26-7	19-14	31-6	21-10	151-84
Arkansas	23-12	18-16	20-12	25-7	28-9	22-14	15-16	151-86
Mississippi State	25-12	23-11	20-11	18-15	18-16	21-13	19-12	144-90
LSU	18-15	28-7	21-10	19-10	22-12	14-19	17-14	139-87
Florida	21-13	20-16	19-12	15-10	20-14	16-17	21-10	132-92
Texas A&M	22-13	14-18	16-14	8-10	27-13	25-10	18-13	130-91
South Carolina	17-16	16-16	18-13	6-15	19-13	11-21	25-6	112-100
Missouri	20-13	15-17	15-16	16-10	12-21	25-10	8-23	111-110
Ole Miss	12-20	20-13	15-17	16-12	13-19	12-21	20-11	108-113
Georgia	18-15	11-21	16-16	14-12	6-26	16-16	16-15	97-121
Vanderbilt	12-20	9-23	11-21	9-16	19-17	22-15	9-22	91-134

PEARL MOVING UP IN CAREER COACHING WINS AT AUBURN

» Auburn's win over UNC Asheville in Huntsville on Dec. 13 was Bruce Pearl's 900th career game overall and 180th victory at Auburn. After the Tigers beat LSU on Jan. 13, he moved into second on Auburn's all-time career coaching wins list ahead of former head coach Cliff Ellis, who went 186-125 from 1994-95 to 2003-04.

» Pearl is in his 10th season as Auburn's head coach with a 197-118 record on The Plains. In the team's season opener, he surpassed Sonny Smith, who led Auburn to a 173-154 mark in 11 seasons from 1978-89, for third all-time in program history. Joel Eaves leads the way with 213 wins from 1949-63.

COACH	SEASONS	YEARS	RECORD
1. Joel Eaves	14	1949-50 to 1962-63	213-100
2. Bruce Pearl	10	2014-15 to Present	197-118
3. Cliff Ellis	10	1994-95 to 2003-04	186-125
4. Sonny Smith	11	1978-79 to 1988-89	173-154
5. Bill Lynn	10	1963-64 to 1972-73	130-124

RETURNING PRODUCTION

» Auburn returns 58.1 percent of its minutes, 60.2 percent of its scoring and 61.3 percent of its rebounding from last season. The Tigers return five of their Top 7 scorers – three of the five players, who averaged 20 minutes per game, and three of five players, who recorded at least 100 rebounds last season.

MR. DOUBLE-DOUBLE

» Junior big man Johni Broome recorded his SEC-leading 11th double-double of the season, and fifth in SEC play, with 16 points and 13 rebounds at Georgia on Feb. 24. It was the third time this season he has recorded consecutive double-doubles after posting 14 points and 11 rebounds against Kentucky on Feb. 17. His 11 double-doubles this season are one more than he had all of last season, giving him 21 in his two-year Auburn career.

» Broome has a total of 57 career double-doubles (including his time at Morehead State), which is sixth nationally among active NCAA Division I players. He is currently on a 22-game double-digit scoring streak and finished the regular season with 14 points, six rebounds, five assists, two blocks and one steal against Georgia on March 9.

» The National Player of the Year candidate and National Defensive Player of the Year semifinalist is second in the SEC averaging 8.45 rebounds per game and tied for ninth in scoring at 16.29 points per game. He is the only SEC player averaging at least 16.0 points and 8.0 rebounds per game and the only player ranked in the Top 10 in both the scoring and rebounding columns.

JOHNI BROOME'S CAREER DOUBLE-DOUBLES BY SEASON

2020-21: 13*

2021-22: 23*

2022-23: 10

2023-24: 11

*at Morehead State

ACTIVE NCAA DIVISION I CAREER DOUBLE-DOUBLE LEADERS

Player	School	Double-Doubles	Games Played
Armando Bacot	North Carolina	82	163
Enrique Freeman	Akron	70	128
Norchad Omier	Miami (Fla.)	67	119
Fardaws Aimaq	California	63	125
Zach Edey	Purdue	61	130
Johni Broome	Auburn	57	128

30-point games in the SEC this season

Date	Player	School	Points	Opponent
2/24	Khalif Battle	Arkansas	42	Missouri
1/16	Wade Taylor IV	Texas A&M	41	Arkansas
3/9	Dalton Knecht	Tennessee	40	Kentucky
2/28	Dalton Knecht	Tennessee	39	Auburn
1/16	Dalton Knecht	Tennessee	39	Florida
11/29	Dalton Knecht	Tennessee	37	North Carolina
1/20	Tamar Bates	Missouri	36	Florida
1/13	Dalton Knecht	Tennessee	36	Georgia
2/3	Rob Dillingham	Kentucky	35	Tennessee
1/27	RJ Melendez	Georgia	35	Florida
1/16	Tramon Mark	Arkansas	35	Texas A&M
12/9	Mark Sears	Alabama	35	Purdue
11/24	Wade Taylor IV	Texas A&M	35	Florida Atlantic
3/2	Khalif Battle	Arkansas	34	Kentucky
2/27	Josh Hubbard	Miss. State	34	Kentucky
1/20	Jabri Abdur-Rahim	Georgia	34	Kentucky
11/24	Tramon Mark	Arkansas	34	North Carolina
12/16	Wade Taylor IV	Texas A&M	34	Houston
2/24	Sean East II	Missouri	33	Arkansas
12/16	Jordan Wright	LSU	33	Texas
2/27	Reed Sheppard	Kentucky	32	Miss. State
2/24	Josh Hubbard	Miss. State	32	LSU
1/27	Dalton Knecht	Tennessee	32	Vanderbilt
12/30	Keyon Menifield	Arkansas	32	UNCW
2/10	Collin Murray-Boyles	South Carolina	31	Vanderbilt
1/30	Dalton Knecht	Tennessee	31	South Carolina
1/13	Wade Taylor IV	Texas A&M	31	Kentucky
1/9	Mark Sears	Alabama	31	South Carolina
1/27	Wade Taylor IV	Texas A&M	30	Ole Miss
12/21	Antonio Reeves	Kentucky	30	Louisville
11/29	Johni Broome	Auburn	30	Virginia Tech

30-point/10-rebound/3-block games in NCAA Division I this season

Date	Player	School	Points/Rebounds/Blocks	Opponent
1/11	Saint Thomas	Northern Colorado	37/14/3	Montana
2/2	Greg Gordon	Iona	35/12/3	Fairfield
12/1	Zach Edey	Purdue	35/14/3	Northwestern
11/10	Isaiah Cozart	Eastern Kentucky	33/14/4	Wilberforce
2/10	Victor Iwuakor	Southern Miss	31/13/3	Western Michigan
2/8	Max Brooks	UMass-Lowell	31/19/3	UMBC
1/24	Carlton Liguard	UTSA	31/10/3	Tulane
1/16	PJ Hall	Clemson	31/17/3	Georgia Tech
11/6	Quinten Post	Boston College	31/11/4	Fairfield
11/14	Great Osobor	Utah State	31/10/3	Southern Utah
12/9	Tymu Chenery	Binghamton	31/12/4	Le Moyne
11/29	Johni Broome	Auburn	30/13/3	Virginia Tech
12/19	Jalyn McCreary	Mercer	30/12/3	Queens (N.C.)

AUBURN CAREER RECORDS LIST

POINTS

20.	Doc Robinson (1996-00)	1,332
22.	Jaylin Williams (2019-Present)	1,270
21.	Stan Pietkiewicz (1974-78)	1,265
23.	Frank Tolbert (2004-08)	1,242
23.	Darrell Lockhart (1979-83)	1,236
25.	Wes Flanigan (1993-97)	1,228
26T.	KT Harrell (2013-15)	1,190
26T.	Chris Denson (2010-14)	1,190
28.	Charles Barkley (1981-84)	1,183
29.	Korvotney Barber (2005-09)	1,151
30.	Lance Weems (1992-96)	1,105
31.	Bryant Smith (1995-99)	1,087
32.	Bubba Price (1976-80)	1,075
33.	Derrick Dennison (1986-90)	1,070
34.	Pat Burke (1993-97)	1,064
35.	Marco Killingsworth (2001-04)	1,041
36.	Franklin Williams (1994-98)	1,027
37.	Bill Alexander (1967-70)	1,026
38.	Mustapha Heron (2016-18)	1,011
39.	Earl Banks (1977-81)	1,004
--	Johni Broome (2022-Present)	972
--	K.D. Johnson (2021-Present)	934

Note: Players' stats during Auburn career only.

BLOCKS

1.	Kyle Davis (2000-04)	360
2.	Mamadou N'diaye (1996-2000)	241
3.	Anfernee McLemore (2016-20)	187
4.	Horace Spencer (2015-19)	170
5.	Walker Kessler (2021-22)	155
5T.	Korvotney Barber (2005-09)	155
7.	Johni Broome (2022-Present)	149
8.	Dylan Cardwell (2020-Present)	146
9.	Charles Barkley (1981-84)	145
10.	Chris Morris (1984-88)	141

STEALS

1T.	Quantez Robertson (2005-09)	210
1T.	DeWayne Reed (2006-10)	210
3.	Marquis Daniels (1999-2003)	208
4.	Frankie Sullivan (2008-13)	190
5.	Chris Morris (1984-88)	189
6.	Bryant Smith (1995-99)	186
7.	Reggie Gallon (1989-93)	177
8.	Gerald White (1983-87)	164
10.	Frank Ford (1983-87)	156
--	K.D. Johnson (2021-Present)	138

Note: Figures not available prior to 1978-79 season.



DUNKS

1.	Aaron Swinson (1991-94)	175
--	Dylan Cardwell (2020-Present)	105
--	Jaylin Williams (2019-Present)	76

GAMES PLAYED

1.	Jaylin Williams (2019-Present)	137
2.	Frankie Sullivan (2009-13)	134
3.	Bryce Brown (2018-19)	131
4.	Anfernee McLemore (2016-20)	130
5T.	Scott Pohlman (1997-01)	129
5T.	Frank Ford (1983-87)	129
7T.	Doc Robinson (1996-00)	128
7T.	Mamadou N'diaye (1996-00)	128
7T.	Chris Morris (1984-88)	128
10.	Daymeon Fishback (1996-00)	127
--	Dylan Cardwell (2020-Present)	124
--	Chris Moore (2020-Present)	111

PLAYER NOTES

0

K.D. JOHNSON

	GP-GS	PPG	RPG	FG%	FT%
2023-24	31-1	7.2	1.7	.378	.789
Career	114-32	10.1	2.2	.389	.704

Sr. | G | 6-0 | 190 | Atlanta, Ga. | Georgia

- Averaging 7.2 ppg off the bench. • Leads the team in steals this season (38).
- One of the most energetic and charismatic players on the court.
- 8 games in double figures including 3 in SEC play (Ole Miss, UF and UT).

Career Highs	
Pts	27
Reb	8
Ast	7
Stl	5 (2x)
Min	37

1

ADEN HOLLOWAY

	GP-GS	PPG	RPG	FG%	FT%
2023-24	31-22	7.8	1.4	.322	.765
Career	31-22	7.8	1.4	.322	.765

Fr. | G | 6-1 | 178 | Charlotte, N.C. | Prolific Prep

- Boasts a team-leading 3.15 assist-to-turnover ratio (85-27).
- Started last 5 games at UGA (15 points), at UT, vs. MSU, at Mizzou & vs. UGA.
- Named to the SEC All-Freshman Team. • Leads team in 3PT made (50).

Career Highs	
Pts	24
Reb	5
Ast	6 (3x)
Stl	3
Min	28

2

JAYLIN WILLIAMS

	GP-GS	PPG	RPG	FG%	FT%
2023-24	31-10	6.7	2.4	.577	.825
Career	137-89	9.3	3.8	.511	.773

Gr. | F | 6-8 | 245 | Nahunta, Ga. | Brantley County HS

- School-record holder for most career games played (137). • Honored on the All-SEC Second Team. • Currently ranks 21st all-time in career scoring (1,270).
- Winningest player in program history (110 career wins and counting).

Career Highs	
Pts	26
Reb	11 (3x)
Ast	8
Stl	4
Min	37

3

TRE DONALDSON

	GP-GS	PPG	RPG	FG%	FT%
2023-24	31-10	6.7	2.4	.470	.839
Career	63-10	4.6	1.9	.444	.725

So. | G | 6-3 | 210 | Tallahassee, Fla. | Florida St. Univ. School

- Recorded his first career 100+ assist season. Is averaging team-best 3.2 apg.
- A member of Auburn's 1-2 punch at the point guard position w/ Holloway.
- 10 contests this season with 0 turnovers including at Mizzou (2 asts, 0 TOs).

Career Highs	
Pts	15
Reb	7 (3x)
Ast	7
Stl	4
Min	29

4

JOHNI BROOME

	GP-GS	PPG	RPG	FG%	FT%
2023-24	31-30	16.3	8.5	.545	.600
Career	128-124	15.3	9.1	.548	.603

Jr. | F/C | 6-10 | 240 | Plant City, Fla. | Morehead State

- All-SEC First Team and SEC All-Defensive Team selection. • 14th player in program history to be named an All-American (Sporting News Third Team).
- Currently on 22-game double-digit scoring streak (14 pts, 6 reb vs. UGA).

Career Highs	
Pts	32
Reb	18 (2x)
Ast	7
Stl	4
Min	37

5

CHRIS MOORE

	GP-GS	PPG	RPG	FG%	FT%
2023-24	30-26	2.1	1.6	.393	.762
Career	111-42	2.6	1.8	.472	.689

Sr. | F | 6-6 | 220 | West Memphis, Ark. | West Memphis HS

- Started in 26 games of the season averaging 13.3 minutes per contest.
- One of six seniors on this year's roster. Season-high 10 pts vs. Notre Dame.
- Major vocal presence on the team in the locker room and on the floor.

Career Highs	
Pts	16
Reb	7
Ast	5
Stl	3 (3x)
Min	25 (2x)

10

CHAD BAKER-MAZARA

	GP-GS	PPG	RPG	FG%	FT%
2023-24	31-5	10.3	3.9	.454	.881
Career	77-18	8.6	2.9	.439	.874

Jr. | G/F | 6-7 | 180 | Santo Domingo, DR | NW Florida State College

- 18 double-figure scoring games this year including career-high 25 at UGA.
- One of the Top 100 JUCO transfers in the country (No. 13).
- Third on the team in scoring (10.3 ppg) and third in rebounding (3.9 rpg).

Career Highs	
Pts	25
Reb	9
Ast	6
Stl	5
Min	34

12

DENVER JONES

	GP-GS	PPG	RPG	FG%	FT%
2023-24	31-29	8.7	2.0	.429	.910
Career	90-64	13.6	3.1	.437	.876

Jr. | G | 6-4 | 205 | New Market, Ala. | FIU

- Scored in double figures in 4 of last 5 including season-high 21 pts vs. UGA.
- Ranked No. 25 nationally last season averaging 20.1 points per game at FIU.
- 2023 All-Conference USA First Team. • Rated No. 26 transfer in the country.

Career Highs	
Pts	30
Reb	13
Ast	6 (3x)
Stl	4 (6x)
Min	47

20

CARTER SOBERA

	GP-GS	PPG	RPG	FG%	FT%
2023-24	13-0	0.0	0.4	.000	.000
Career	20-0	0.2	0.5	.333	.333

Sr. | G | 6-5 | 210 | Birmingham, Ala. | Mountain Brook HS

- Awarded scholarship spot after the team's win over LSU on Jan. 13.
- Two-Time SEC Academic Honor Roll and NABC Honors Court student.
- Former walk-on who played HS basketball with teammate Lior Berman.

Career Highs	
Pts	3
Reb	2 (2x)
Ast	1
Stl	1
Min	2 (3x)

23

ADDARIN SCOTT

	GP-GS	PPG	RPG	FG%	FT%
2023-24	13-0	0.5	0.4	1.000	1.000
Career	13-0	0.5	0.4	1.000	1.000

Jr. | F | 6-9 | 207 | Dallas, Texas | Navarro College

- Goes by the nickname, AD. • One of the Top 100 JUCO transfers in the country (No. 54). • Has played in 13 games this season as a reserve.
- Made his first career NCAA Division I dunk versus Vanderbilt on Jan. 31.

Career Highs	
Pts	2 (3x)
Reb	2 (2x)
Ast	1
Stl	1
Min	2 (3x)

24

LIOR BERMAN

	GP-GS	PPG	RPG	FG%	FT%
2023-24	28-0	1.7	1.1	.444	.667
Career	86-0	1.8	0.9	.406	.636

Gr. | G | 6-4 | 210 | Birmingham, Ala. | Mountain Brook HS

- Played the last four years and worked his way up from walk-on to consistently being in the rotation. • Season-ending ACL injury vs. Miss. State.
- Graduated summa cum laude w/ a bachelor's degree in industrial design.

Career Highs	
Pts	8 (4x)
Reb	4 (2x)
Ast	1 (16x)
Stl	1 (15x)
Min	19

31

CHANEY JOHNSON

	GP-GS	PPG	RPG	FG%	FT%
2023-24	31-2	4.6	3.6	.505	.722
Career	118-68	11.3	4.8	.537	.740

Jr. | F | 6-7 | 220 | Alabaster, Ala. | Alabama-Huntsville

- Came off the bench and added 8 points, 4 rebounds and 5 assists vs. UGA.
- One of the top NCAA Division II players in the country. • Named Gulf South Conference POTY in 2022-23. • One of the most athletic players on team.

Career Highs	
Pts	35
Reb	12 (2x)
Ast	6
Stl	4
Min	38

44

DYLAN CARDWELL

	GP-GS	PPG	RPG	FG%	FT%
2023-24	31-1	3.9	3.5	.707	.589
Career	124-2	3.9	3.5	.712	.517

Sr. | C | 6-11 | 255 | Augusta, Ga. | McEachern HS

- Graduated magna cum laude from AU's Harbert College of Business.
- Ranks eighth on the school's all-time career blocked shots list (146).
- Interned this summer with Athletes for Israel and was the team host for Kansas State and Arizona on both teams' foreign tour to Israel and UAE.
- With teammate Johni Broome, one of the most formidable front-court duos in the SEC and in the country - a complete unit.

Career Highs	
Pts	12 (3x)
Reb	10
Ast	5
Stl	4
Min	29

TV/RADIO ROSTER CHART



K.D. JOHNSON
G • 6-0 • 190 • Sr.
Atlanta, Ga.



ADEN HOLLOWAY
G • 6-1 • 178 • Fr.
Charlotte, N.C.



JAYLIN WILLIAMS
F • 6-8 • 245 • Gr.
Nahunta, Ga.



TRE DONALDSON
G • 6-3 • 200 • So.
Tallahassee, Fla.



JOHNI BROOME
F/C • 6-10 • 240 • Jr.
Plant City, Fla.




CHRIS MOORE
F • 6-6 • 220 • Sr.
West Memphis, Ark.




CHAD BAKER-MAZARA
G/F • 6-7 • 180 • Jr.
Santo Domingo, D.R.



DENVER JONES
G • 6-4 • 205 • Jr.
New Market, Ala.



CJ WILLIAMS
G • 6-2 • 175 • So.
Fayetteville, Ark.



PRESLEY PATTERSON
G • 5-11 • 180 • So.
Knoxville, Tenn.



CARTER SOBERA
G • 6-5 • 210 • Sr.
Birmingham, Ala.



BLAKE MUSCHALEK
G • 6-3 • 178 • Fr.
Dallas, Texas



REED TRAPP
G • 6-6 • 188 • So.
Muscle Shoals, Ala.



ADDARIN SCOTT
F • 6-9 • 207 • Jr.
Dallas, Texas



LIOR BERMAN
G • 6-4 • 210 • Gr.
Birmingham, Ala.



CHANAY JOHNSON
F • 6-7 • 220 • Jr.
Alabaster, Ala.



LUCAS CLANTON
G • 6-1 • 175 • Fr.
Shelbyville, Tenn.



HASTON ALEXANDER
C • 6-10 • 255 • So.
Tuscumbia, Ala.



DYLAN CARDWELL
C • 6-11 • 255 • Sr.
Augusta, Ga.



JALEN HARPER
G • 6-2 • 165 • Gr.
Mableton, Ga.

No.	Name	Pos.	Ht.	Wt.	Cl.	Hometown (Last School)
0	K.D. Johnson	G	6-0	190	Sr.	Atlanta, Ga. (Georgia)
1	Aden Holloway	G	6-1	178	Fr.	Charlotte, N.C. (Prolific Prep)
2	Jaylin Williams	F	6-8	245	Gr.	Nahunta, Ga. (Brantley County HS)
3	Tre Donaldson	G	6-3	200	So.	Tallahassee, Fla. (Florida State Univ. School)
4	Johni Broome	F	6-10	240	Jr.	Plant City, Fla. (Morehead State)
5	Chris Moore	F	6-6	220	Sr.	West Memphis, Ark. (West Memphis HS)
10	Chad Baker-Mazara	G/F	6-7	180	Jr.	Santo Domingo, Dominican Republic (NW Florida State)
12	Denver Jones	G	6-4	205	Jr.	New Market, Ala. (FIU)
13	CJ Williams	G	6-2	175	So.	Fayetteville, Ark. (Fayetteville HS)
14	Presley Patterson	G	5-11	180	So.	Knoxville, Tenn. (Knoxville Catholic HS)
20	Carter Sobera	G	6-5	210	Sr.	Birmingham, Ala. (Mountain Brook HS)
21	Blake Muschalek	G	6-3	178	Fr.	Dallas, Texas (Trinity Christian Academy)
22	Reed Trapp	G	6-6	188	So.	Muscle Shoals, Ala. (Birmingham-Southern College)
23	Addarin Scott	F	6-9	207	Jr.	Dallas, Texas (Navarro College)
24	Lior Berman	G	6-4	210	Gr.	Birmingham, Ala. (Mountain Brook HS)
31	Chaney Johnson	F	6-7	220	Jr.	Alabaster, Ala. (UAH)
33	Lucas Clanton	G	6-1	175	Fr.	Shelbyville, Tenn. (Cascade HS)
42	Haston Alexander	C	6-10	255	So.	Tuscumbia, Ala. (Covenant Christian School)
44	Dylan Cardwell	C	6-11	255	Sr.	Augusta, Ga. (McEachern HS)
55	Jalen Harper	G	6-2	165	Gr.	Mableton, Ga. (Shelton State CC)

Head Coach: Bruce Pearl (Boston College '82) – 10th Season

Associate Head Coach: Steven Pearl (Tennessee '10) – 10th Season

Assistant Coach: Ira Bowman (Penn '96) – Sixth Season

Assistant Coach: Corey Williams (Oklahoma State '02) – First Season

Assistant Coach: Chad Prewett (Troy State '94) – 10th Season

Assistant Coach/Offensive Coordinator: Mike Burgomaster (Miami '16) – Eighth Season

Director of Player Development: Marquis Daniels (Auburn '03) – Sixth Season

Director of Scouting and Recruiting: Ian Borders (Louisville '07) – Sixth Season

Director of Sports Performance: Damon Davis (Western Illinois '03) – 15th Season

Senior Athletic Trainer: Clark Pearson (Kentucky '96) – 15th Season

Executive Assistant to the Head Coach: Bridget Graba – 13th Season

Director of Operations: Maddux Jeffreys (Auburn '20) – Second Season

Director of Creative Content: Steven Leonard (Indiana '17) – Second Season

Chaplain: Jeremy Napier (West Virginia State '07) – Second Season

Graduate Assistant: Geoff Gray (Emerson College '19) – Second Season

Graduate Assistant: Bryant Smith – Second Season

PRONUNCIATION GUIDE

HASTON Alexander	HAY-stun
Chad Baker-MAZARA	MUH-ZARR-UH (like car)
LIOR Berman	LEE-oar
JOHNI Broome	JUH-nye (like dye)
ADEN Holloway	AY-den
Blake MUSCHALEK	MOO-SHUH-lek
ADDARIN Scott	UH-Dare-IN
JAYLIN Williams	JAY-lyn

WEEKLY SCHEDULE

SUNDAY March 17	MONDAY March 11	TUESDAY March 12	WEDNESDAY March 13	THURSDAY March 14	FRIDAY March 15	SATURDAY March 16
Possible Game Day vs. TBD Noon CT SEC Championship (Bridgestone Arena)	Practice at 2:30 p.m. (main floor)	Practice at 2:30 p.m. (main floor)	BP Weekly Press Conference at 11:00 a.m. Practice at Noon (main). Team Travel To Nashville.	Closed Practice (Bridgestone Arena)	Game Day vs. TBD 2:30 p.m. CT SEC Quarterfinals (Bridgestone Arena)	Possible Game Day vs. TBD Noon CT SEC Semifinals (Bridgestone Arena)

HEAD COACH BRUCE PEARL



Auburn Head Coach Bruce Pearl is in his 10th season on The Plains.

He has guided the Tigers to 197 wins in 10 seasons, the program's first-ever No. 1 ranking in both national polls and a memorable run to the NCAA Final Four in 2019.

The three-time SEC Coach of the Year's accomplishments also include two Southeastern Conference regular-

season championships, one SEC Tournament championship and four NCAA Tournament berths with the Tigers.

Pearl currently ranks No. 13 among active NCAA Division I coaches in career wins (659) and No. 8 all-time among winningest SEC coaches with 342 career victories at Auburn and Tennessee combined.

During the 2022-23 season, the Tigers continued to make history finishing the season with a 21-13 overall record – the 11th-most wins in program history. Auburn has now turned in 20-win seasons in five of the last six years and is the second-winningest program in the SEC in that span.

Auburn was ranked a program-best 32-consecutive weeks in The Associated Press Top 25 Poll and as high as No. 11 in the country during the season. It was one of 10 schools to be ranked in the AP Top 25 throughout the 2022 calendar year.

For the third-consecutive school year, the Tigers achieved a team GPA of 3.0 or higher and received the NABC Academic Excellence Award under Pearl.

Six Tigers have been drafted into the NBA and developed by Pearl and his coaching staff including All-Americans Jabari Smith (No. 3 overall in 2022) and Walker Kessler selected (No. 22 overall in 2022). Both are currently playing in the league along with Chuma Okeke (No. 16 overall in 2019), Isaac Okoro (No. 5 overall in 2020), JT Thor (No. 37 overall in 2021) and Sharife Cooper (No. 48 overall in 2021).

Pearl's teams have been just as successful off the court as Auburn has had 39 graduates since 2014 – the most in the SEC.

In 29 seasons as a head coach, he has guided his teams to the NCAA Tournament 21 times and a 659-263 (.715) winning record.

Pearl is the only head coach (football or men's basketball) in SEC history to lead two programs to a No. 1 national ranking (Auburn in 2022 and UT in 2008). Additionally, he is just one of three head coaches to take four programs (three at the Division I level) to the Sweet 16, joining Lon Kruger and Eddie Sutton.

Through the Bruce Pearl Family Foundation, he and his wife, Brandy, remain committed to giving back to those in Alabama, providing support to children and families facing challenging and life-altering illnesses through Children's Harbor.

In 2015-16, Pearl started AURLIVE at Auburn to benefit patients in the state of Alabama in the fight against cancer. AURLIVE also raises the awareness of cancer prevention and detection.

A native of Boston, Mass., Pearl graduated cum laude from Boston College in 1982 with a bachelor's degree in business administration. He is the proud father of four children, Jacqui, Steven, Leah and Michael, and enjoys spending time with his grandchildren.

CAREER HONORS

- Three-Time SEC Coach of the Year (2006, 2008 and 2022)
- Three-Time Horizon League Coach of the Year (2002, 2003 and 2005)
- Two-Time GLVC Coach of the Year (1993 and 1994)
- 2019 NCAA Final Four appearance
- 2009 Maccabi Games Gold Medalist (Team USA)
- 2008 Adolph Rupp Cup Award recipient
- 2006 Sporting News Coach of the Year
- 1995 NABC Division II Coach of the Year
- 1995 NCAA Division II National Championship

HEAD COACHING RECORD

Year	School	Record	Postseason
1992-93	Southern Indiana	22-7	NCAA Region 3rd Place
1993-94	Southern Indiana	28-4	NCAA Runner-Up
1994-95	Southern Indiana	29-4	NCAA Champions
1995-96	Southern Indiana	25-4	NCAA Sweet 16
1996-97	Southern Indiana	23-5	NCAA First Round
1997-98	Southern Indiana	27-6	NCAA Sweet 16
1998-99	Southern Indiana	26-6	NCAA Sweet 16
1999-00	Southern Indiana	25-6	NCAA Sweet 16
2000-01	Southern Indiana	26-4	NCAA First Round
Total		231-46	
2001-02	Milwaukee	16-13	-
2002-03	Milwaukee	24-8	NCAA First Round
2003-04	Milwaukee	20-11	NIT First Round
2004-05	Milwaukee	26-6	NCAA Sweet 16
Total		86-38	
2005-06	Tennessee	22-8	NCAA Second Round
2006-07	Tennessee	24-11	NCAA Sweet 16
2007-08	Tennessee	31-5	NCAA Sweet 16
2008-09	Tennessee	21-13	NCAA First Round
2009-10	Tennessee	28-9	NCAA Elite Eight
2010-11	Tennessee	19-15	-
Total		145-61	
2014-15	Auburn	15-20	-
2015-16	Auburn	11-20	-
2016-17	Auburn	6-14 #	-
2017-18	Auburn	26-8	NCAA Second Round
2018-19	Auburn	30-10	NCAA Final Four
2019-20	Auburn	25-6	(Canceled)
2020-21	Auburn	13-14	
2021-22	Auburn	26-6 %	NCAA Second Round
2022-23	Auburn	21-13	NCAA Second Round
2023-24	Auburn	24-7	
Total		197-118	
Career		659-263 (.715)	

Denotes vacated games by the NCAA during the 2016-17 season

% Two wins credited to assistant coaches/then-acting head coaches Wes Flanigan and Steven Pearl during the 2021-22 season

TOP PERFORMANCES UNDER PEARL AT AUBURN

MOST POINTS TEAM

- 119, vs. Northwestern State (Nov. 27, 2015)
119, vs. Winthrop (Nov. 24, 2017)
- 117, vs. Coastal Carolina (Dec. 15, 2016)
- 116, vs. CSUN (Nov. 15, 2019)
- 109, vs. UConn (Nov. 24, 2021)
- 109, at South Carolina (Jan. 23, 2021)

MOST POINTS INDIVIDUAL

- 34, Bryce Brown vs. Dayton (Dec. 8, 2018)
- 33, Samir Doughty vs. CSUN (Nov. 15, 2019)
- 32, Samir Doughty at Tennessee (Mar. 7, 2020)
- 31, Jabari Smith vs. Vanderbilt (Feb. 16, 2022)
31, Bryce Brown vs. Norfolk State (Nov. 10, 2017)
31, Mustapha Heron vs. Winthrop (Nov. 24, 2017)
31, Jared Harper at UAB (Dec. 15, 2018)
- 30, Johni Broome vs. Virginia Tech (Nov. 29, 2023)**

MOST REBOUNDS TEAM

- 66, vs. Mississippi College (Nov. 14, 2018)
- 60, at Arkansas [OT] (Feb. 8, 2022)
60, vs. Alabama (Feb. 12, 2020)
- 56, vs. Saint Joseph's (Nov. 26, 2020)
- 53, vs. Winthrop (Nov. 15, 2022)

MOST REBOUNDS INDIVIDUAL

- 19, Walker Kessler at Arkansas [OT] (Feb. 8, 2022)
19, Cinmeon Bowers at Middle Tennessee (Dec. 12, 2015)
- 18, Johni Broome vs. Georgia (Feb. 1, 2023)
18, Cinmeon Bowers vs. Alabama (Jan. 19, 2016)
18, Cinmeon Bowers vs. Ole Miss (Feb. 20, 2016)
- 17, Cinmeon Bowers vs. Milwaukee (Nov. 14, 2014)
17, Cinmeon Bowers vs. Winthrop (Dec. 17, 2014)
17, Cinmeon Bowers vs. Mississippi State (Jan. 21, 2015)
17, Horace Spencer vs. Mississippi College (Nov. 14, 2018)
17, Austin Wiley vs. Alabama (Feb. 12, 2020)

MOST 3-POINTERS TEAM

- 22, vs. South Alabama (Dec. 4, 2020)
- 21, vs. Coastal Carolina (Dec. 15, 2016)
- 18, vs. South Alabama (Nov. 6, 2018)
18, vs. LSU (Feb. 8, 2020)
- 17, vs. Northwestern State (Nov. 27, 2015)
17, vs. Vanderbilt (Feb. 3, 2018)
17, vs. Arkansas (Feb. 20, 2019)
17, vs. North Carolina (Mar. 29, 2019)
17, vs. CSUN (Nov. 15, 2019)

MOST 3-POINTERS INDIVIDUAL

- 9, Bryce Brown at Arkansas (Feb. 17, 2016)
- 8, Kareem Canty at Middle Tennessee (Dec. 12, 2015)
8, Bryce Brown vs. South Carolina (Mar. 3, 2018)
8, Samir Doughty at Tennessee (Mar. 7, 2020)
- 7, Denver Jones vs. Georgia (Mar. 9, 2024)**
7, Jabari Smith vs. Vanderbilt (Feb. 16, 2022)
7, KT Harrell vs. Coastal Carolina (Dec. 5, 2014)
7, Bryce Brown at Ole Miss (Jan. 9, 2019)
7, Bryce Brown vs. Kansas (Mar. 23, 2019)
7, Justin Powell vs. South Alabama (Dec. 4, 2020)

MOST FT MADE TEAM

- 40, vs. Alabama (Feb. 7, 2024)**
- 36, vs. Missouri (Jan. 26, 2021)
- 33, vs. UConn (Nov. 24, 2021)
33, vs. Kentucky (Feb. 1, 2020)
- 31, vs. Arkansas (Feb. 10, 2015)
31, at Arkansas - Feb. 27, 2018)

MOST FT MADE INDIVIDUAL

- 18, Sharife Cooper vs. Missouri (Jan. 26, 2021)
- 15, KT Harrell vs. Georgia (Mar. 3, 2015)
15, Jared Harper at UAB (Dec. 15, 2018)
- 14, Jared Harper vs. Ole Miss (Jan. 7, 2017)
14, Samir Doughty vs. Kentucky (Feb. 1, 2020)
- 12, Jabari Smith vs. UConn (Nov. 24, 2001)
12, Desean Murray vs. Ole Miss (Jan. 9, 2018)
12, Jared Harper vs. South Carolina (Mar. 15, 2019)

MOST FT ATTEMPTED TEAM

- 50, vs. Alabama (Feb. 7, 2024)**
46, at Missouri (Feb. 15, 2020)
- 44, vs. Kentucky (Feb. 1, 2020)
44, vs. Missouri (Jan. 26, 2021)
- 43, vs. Saint Joseph's (Nov. 26, 2020)

MOST FT ATTEMPTED INDIVIDUAL

- 21, Sharife Cooper vs. Missouri (Jan. 26, 2021)
- 18, Cinmeon Bowers vs. Missouri (Jan. 10, 2015)
18, KT Harrell vs. LSU (Mar. 13, 2015)
18, Austin Wiley vs. Alabama (Jan. 21, 2017)
- 17, Jared Harper vs. Ole Miss (Jan. 7, 2017)
- 16, Johni Broome vs. Houston (March 18, 2023)
16, K.D. Johnson vs. UConn (Nov. 24, 2021)
16, Cinmeon Bowers vs. LSU (Feb. 2, 2016)
16, Jared Harper at UAB (Dec. 15, 2018)

MOST ASSISTS TEAM

- 29, vs. Georgia (Mar. 9, 2024)**
- 27, vs. CSUN (Nov. 15, 2019)
- 26, vs. Nebraska (Dec. 11, 2021)
- 25, at Ole Miss (Feb. 3, 2024)**
25, vs. Indiana (Dec. 9, 2023)
25, vs. Saint Peter's (Nov. 28, 2018)
- 24, vs. South Alabama (Nov. 6, 2018)
24, vs. South Alabama (Dec. 4, 2020)

MOST ASSISTS INDIVIDUAL

- 16, J'Von McCormick vs. CSUN (Nov. 15, 2019)
- 14, Jared Harper vs. Vanderbilt (Feb. 3, 2018)
- 13, Jared Harper vs. South Alabama (Nov. 6, 2018)
- 13, Jared Harper vs. North Carolina (Mar. 29, 2019)
- 12, Wendell Green Jr. at South Carolina (Jan. 21, 2023)

MOST STEALS TEAM

- 20, vs. North Florida (Dec. 29, 2018)
- 18, vs. Tennessee (Feb. 22, 2020)
- 16, vs. Nebraska (Dec. 11, 2021)
16, vs. Saint Peter's (Nov. 28, 2018)
- 15, vs. LSU (Jan. 13, 2024)**

MOST STEALS INDIVIDUAL

- 5, Chad Baker-Mazara vs. LSU (Jan. 13, 2024)**
5, Wendell Green Jr. at Mississippi State (March 2, 2022)
5, Walker Kessler vs. Nebraska (Dec. 11, 2021)
5, Zep Jasper vs. Nebraska (Dec. 11, 2021)
5, K.D. Johnson vs. Syracuse (Nov. 26, 2021)
5, K.D. Johnson vs. UConn (Nov. 24, 2021)
5, K.C. Ross-Miller vs. Oregon State (Nov. 26, 2014)
5, K.C. Ross-Miller vs. Middle Tennessee (Dec. 29, 2014)
5, Antoine Mason at LSU (Feb. 5, 2015)
5, Malik Dunbar vs. UNC Asheville (Dec. 4, 2018)
5, Chuma Okeke vs. Murray State (Dec. 22, 2018)
5, Chuma Okeke vs. North Florida (Dec. 29, 2018)
5, J'Von McCormick vs. Tennessee (Feb. 22, 2020)

MOST BLOCKS TEAM

- 14, vs. Texas A&M (Feb. 12, 2022)
14, vs. Yale (Dec. 4, 2021)
14, vs. LSU (Dec. 29, 2021)
14, at Georgia (Jan. 13, 2021)
14, vs. Missouri (Jan. 26, 2021)

MOST BLOCKS INDIVIDUAL

- 12, Walker Kessler vs. Texas A&M (Feb. 12, 2022)
- 11, Walker Kessler vs. LSU (Dec. 29, 2021)
- 9, Walker Kessler vs. Jacksonville State (Mar. 18, 2022)
- 8, Johni Broome vs. Saint Louis (Nov. 27, 2022)
8, Walker Kessler vs. Ole Miss (Feb. 23, 2022)
8, Walker Kessler vs. Alabama (Feb. 1, 2022)

ASSOCIATED PRESS POLL

RK	TEAM	RECORD	PTS
1	Houston (52)	28-3	1540
2	UConn (6)	28-3	1471
3	Purdue (4)	28-3	1453
4	North Carolina	25-6	1361
5	Tennessee	24-7	1291
6	Arizona	24-7	1125
7	Iowa State	24-7	1120
8	Creighton	23-8	1094
9	Kentucky	23-8	1018
10	Marquette	23-8	1011
11	Duke	24-7	976
12	Auburn	24-7	914
13	Illinois	23-8	802
14	Baylor	22-9	786
15	South Carolina	25-6	567
16	Kansas	22-9	558
17	Gonzaga	24-6	511
18	Utah State	26-5	486
19	Alabama	21-10	432
20	BYU	22-9	381
21	Saint Mary's	24-7	306
22	Washington State	23-8	239
23	Nevada	26-6	223
24	Dayton	24-6	155
25	Texas Tech	22-9	149

Others receiving votes: Boise State 46, South Florida 27, San Diego State 21, Drake 16, James Madison 14, Texas 14, Florida Atlantic 11, Florida 8, Princeton 7, Nebraska 6, New Mexico 4, McNeese 2, Colorado 2, Indiana State 1, Wake Forest 1, Colorado State 1

COACHES POLL

RK	TEAM	RECORD	PTS
1	Houston (29)	28-3	772
2	UConn	28-3	732
3	Purdue (2)	28-3	728
4	North Carolina	25-6	671
5	Tennessee	24-7	653
6	Creighton	23-8	569
7	Arizona	24-7	566
8	Iowa State	24-7	546
9	Kentucky	23-8	513
10	Marquette	23-8	487
11	Duke	24-7	481
12	Auburn	24-7	423
13	Baylor	22-9	387
14	Illinois	23-8	385
15	Gonzaga	24-6	274
16	South Carolina	25-6	273
17	Kansas	22-9	256
18	Utah State	26-5	249
19	Alabama	21-10	217
20	Saint Mary's	24-7	193
21	BYU	22-9	166
22	Nevada	26-6	109
23	Texas Tech	22-9	104
24	Dayton	24-6	103
25	Washington State	23-8	82

Others receiving votes: Boise State 30, James Madison 19, San Diego State 19, Florida 17, Drake 15, South Florida 11, Nebraska 7, Florida Atlantic 6, Oklahoma 6, Colorado 3, Indiana State 1, Princeton 1, Northwestern 1

LAST TIME TEAM

Defeated a ranked team at home _____ **vs. #11 South Carolina (2/14/24)**
 Defeated a ranked team on the road _____ at #24 Alabama (1/11/22)
 Defeated a ranked team at a neutral site _____ vs. #7 Kentucky (3/31/19)
 Defeated a top-10 team at home _____ vs. #5 Tennessee (3/9/19)
 Defeated a top-10 team on the road _____ at #8 Arkansas (1/23/93)
 Defeated a top-10 team at a neutral site _____ vs. #7 Kentucky (3/31/19)
 Won in overtime _____ at Mississippi State, 81-68 (OT) (3/2/22)
 Lost in overtime _____ at #2 Alabama, 90-85 (OT) (3/1/23)
 Won in double overtime _____ at Ole Miss, 83-82 (2OT) (1/28/20)
 Lost in double overtime _____ vs. #22 UConn, 115-109 (2OT) (11/24/21)
 Played back-to-back overtime games _____ at Arkansas, W 79-76 (OT) (2/5/20)
 _____ vs. LSU, W 91-90 (OT) (2/8/20)
 _____ vs. Alabama, W 95-91 (OT) (2/12/20)
 Played in three-straight overtime games _____ at Arkansas, W 79-76 (OT) (2/5/20)
 _____ vs. LSU, W 91-90 (OT) (2/8/20)
 _____ vs. Alabama, W 95-91 (OT) (2/12/20)
 Played at least three overtimes _____ vs. Georgia (SECT) (4OT) (3/1/79)
Shot 70% for a half _____ **76.0% (19-25) at Missouri (2nd) (3/5/24)**
Shot 70% for a half (SEC) _____ **76.0% (19-25) at Missouri (2nd) (3/5/24)**
Shot 60% for a game _____ **62.1% (36-58) at Georgia (2/24/24)**
Shot 60% for a game (SEC) _____ **62.1% (36-58) at Georgia (2/24/24)**
 Shot less than 30% for game _____ 23.6% (13-55) at Tennessee (2/4/23)
 Shot 100% from the FT line _____ 100% (6-6) vs. Long Beach State (12/23/11)
Shot 60% from 3-point line _____ **60.0% (12-20) vs. #11 South Carolina (2/14/24)**
Shot less than 30% in half _____ **28.1% (9-32) vs. #22 Kentucky (2/17/24)**
 Shot less than 20% in half _____ 16.7% (4-24) vs. #2 Houston (2nd) (3/18/23)
 Shot less than 10% in a half _____ 8.3% (2-24) vs. LSU (1st) (1/8/11)
Attempted 50 free throws _____ **50 vs. #16 Alabama (2/7/24)**
 Attempted 40 free throws _____ 41 vs. #22 UConn (11/24/21)
 Attempted 30 free throws in half _____ 30 vs. #12 Missouri (2nd) (1/26/21)
Made 40 free throws _____ **40 vs. #16 Alabama (2/7/24) *new school record***
 Made 30 free throws _____ 33 vs. #22 UConn (11/24/21)
Made 30 free throws (SEC) _____ **40 vs. #16 Alabama (2/7/24) *new school record***
Made at least 10 3-point field goals _____ **11 vs. Georgia (3/9/24)**
 Made at least 15 3-point field goals _____ 15 vs. Arkansas (12/30/20)
 Failed to make 3-point field goal _____ vs. Kentucky (0-15) (1/19/13)
 Had at least 60 rebounds _____ 60 at Arkansas [OT] (2/8/22)
 Had at least 50 rebounds _____ 53 vs. Winthrop (11/15/22)
 Had less than 20 rebounds _____ 19 vs. Arkansas (3/9/23)
Had at least 25 assists _____ **29 vs. Georgia (3/9/24)**
Had at least 20 assists _____ **20 at #4 Tennessee (2/28/24)**
Had at least 15 steals _____ **15 vs. LSU (1/13/24)**
Had at least 10 blocks _____ **12 vs. #16 Alabama (2/7/24)**
 Had at least 15 blocks _____ 17 vs. Nicholls State (11/25/11)
 Failed to make a blocked shot _____ 0 at #2 Alabama (3/1/23)
 Had at least 25 lead changes _____ 27 at Arkansas (1/16/13)
Scored 50 points in a half _____ **57 at Missouri (2nd) (3/5/24)**
Scored 50 points in a half (SEC) _____ **57 at Missouri (2nd) (3/5/24)**
 Scored 60 points in a half _____ 66 vs. CSUN (1st) (11/15/19)
 Scored 60 points in a half (SEC) _____ 64 at Tennessee (2nd) (2/15/06)
 Scored 70 points in a half _____ 72 vs. Northwestern State (2nd) (11/27/15)
Scored 100 points _____ **101 at Missouri (3/5/24)**
Scored 100 points (SEC) _____ **101 at Missouri (3/5/24)**
 Scored under 20 points in 1st half _____ 19 at Tennessee (2/4/23),
 _____ vs. Northwestern (11/23/22), vs. Clemson (3/18/18)
 Scored under 20 points in 2nd half _____ 14 vs. Tulsa (11/24/14)
 Scored under 10 points in a half _____ 6 vs. LSU (1st) (1/8/11)
 Scored 35 or under points in a game _____ 35 vs. Tulsa (11/24/14)
 Scored under 50 points in game _____ 43 at Tennessee (2/4/23),
 _____ vs. Northwestern (11/23/22)
 Scored under 50 points in game (SEC) _____ 43 at Tennessee (2/4/23)

LAST TIME INDIVIDUAL

Scored at least 30 points	Johni Broome (30) vs. Virginia Tech (11/29/23)
Scored at least 35 points	Toney Douglas (38) vs. Nicholls State (11/24/04)
Scored at least 40 points	Wesley Person (44) vs. UAB (12/16/93)
Had two players with at least 20 points	Jaylin Williams (23) and Johni Broome (21) vs. #11 South Carolina (2/14/24)
Had three players with at least 20 points	Samir Doughty (26), J'Von McCormick (23), Devan Cambridge (21) vs. LSU (2/8/20)
Had two players with 25 points	Bryce Brown (26), Jared Harper (25) vs. Xavier (OT) (11/19/18)
Had two players with 25 points (SEC)	Chris Denson (30), KT Harrell (26) vs. Mississippi State (2/14/14)
Scored 20 points in a half	Jabari Smith (20, 2nd) at Florida (2/19/22)
Scored 20 points in 1st half	Bryce Brown (20) at Texas A&M (1/16/19)
Scored 20 points in 2nd half	Jabari Smith (20, 2nd) at Florida (2/19/22)
Scored 25 points in a half	Bryce Brown (25, 2nd) vs. Kentucky (1/19/19)
A player had back-to-back 20-point games	Jaylin Williams (20) vs. Alabama State (12/22/23); (21) vs. Chattanooga (12/30/23)
A player three consecutive 20-point games	Jabari Smith (27) at Tennessee (2/26/22); (27) at Mississippi State [OT] (3/2/22); vs. South Carolina (3/5/22)
A player had back-to-back 20-point SEC games	Johni Broome (20) vs. Missouri (2/14/23); (20) at Vanderbilt (2/18/23)
A player had back-to-back 25-point SEC games	Jabari Smith (27) at Tennessee (2/26/22); (27) at Mississippi State [OT] (3/2/22)
A player had three straight 25-point SEC games	Chris Denson (29) at LSU (2/8/14); (26) vs. Kentucky (2/12/14); (30) vs. Mississippi State (2/15/14)
A player had four straight 25-point SEC games	Chris Denson (25) at South Carolina (2/5/14); (29) at LSU (2/8/14); (26) vs. Kentucky (2/12/14); (30) vs. Mississippi State (2/15/14)
A player had five straight 25-point SEC games	Keenan Carpenter (44) vs. LSU (1/8/89); (28) vs. Mississippi State (2/11/89); (33) at Florida (2/15/89); (32) at Ole Miss (2/18/89); (29) vs. Kentucky (2/20/89)
A player had back-to-back 20-point games off the bench	Jamal Johnson (21) at Arkansas (12/30/20); (20) at Texas A&M (1/2/21)
Zero players scored in double figures	at Vanderbilt (1/7/12)
Only one player scored in double figures	Jamal Johnson (18) at UCF (11/30/20)
Five players scored in double figures	Jaylin Williams (15), Johni Broome (17), Chad Baker-Mazara (15), Denver Jones (10) and Dylan Cardwell (12) at Missouri (3/5/24)
Five players scored in double figures (SEC)	Jaylin Williams (15), Johni Broome (17), Chad Baker-Mazara (15), Denver Jones (10) and Dylan Cardwell (12) at Missouri (3/5/24)
All five starters scored in double figures	Allen Flanigan (23), Devan Cambridge (15), Jamal Johnson (14), Jaylin Williams (13), JT Thor (10) vs. Tennessee (2/27/21)
Six players scored in double figures	J. Williams (24), A. Holloway (24), K. Johnson (14), D. Jones (12), C. Baker-Mazara (11) and T. Donaldson (10) vs. Indiana (12/9/23)
Six players scored in double figures (SEC)	J. Smith (12), W. Kessler (15), K.D. Johnson (12), A. Flanigan (10), W. Green Jr. (12), J. Williams (13) vs. Georgia (1/19/22)
Had at least 15 rebounds	Johni Broome (18) vs. Georgia (2/1/23)
Had at least 15 rebounds (SEC)	Johni Broome (18) vs. Georgia (2/1/23)
Had at least 20 rebounds	Kelvin Ardister (20) vs. Tennessee (1/4/89)
Had at least 25 rebounds	Rex Frederick (25) at Ole Miss (1/6/58)
Had at least 20 pts & 20 reb	Kelvin Ardister (22 pts, 20 reb) vs. Tennessee (1/4/89)
Had at least 30 pts & 10 reb	Johni Broome (30 pts, 13 reb) vs. Virginia Tech (11/29/23)
Had two players with at least 10 rebounds	Johni Broome (14) and Jaylin Williams (11) at Alabama (1/24/24)
Had at least three players with 10 rebounds	Korvotney Barber (13), Quantez Robertson (10), Lucas Hargrove (10) at Virginia (12/20/08)
Had a double-double	Johni Broome (16 pts, 13 reb) at Georgia (2/24/24)
Had a double-double before halftime	Johni Broome (13 pts, 12 reb) vs. Georgia (2/1/23)
Had two straight double-doubles	Johni Broome (14 pts, 11 reb) vs. #22 Kentucky (2/17/24); (16 pts, 13 reb) at Georgia (2/24/24)
Had three straight double-doubles	Johni Broome (14 pts, 11 reb) vs. Florida (12/28/22); (22 pts, 12 reb) at Georgia (1/4/23); (10 pts, 10 reb) vs. Arkansas (1/7/23)
Had four straight double-doubles	Johni Broome (14 pts, 11 reb) vs. Florida (12/28/22); (22 pts, 12 reb) at Georgia (1/4/23); (10 pts, 10 reb) vs. Arkansas (1/7/23); (19 pts, 11 reb) at Ole Miss (1/10/23)
Had five straight double-doubles	Jeff Moore (26 pts, 11 reb) vs. Ole Miss (3/2/88); (20 pts, 11 reb) at LSU (3/5/88); (22 pts, 11 reb) vs. Georgia (3/11/88); (13 pts, 13 reb) vs. Bradley (3/17/88); (22 pts, 11 reb) vs. Oklahoma (3/19/88)
Had two players with a double-double	Johni Broome (19 pts, 12 reb); Allen Flanigan (10 pts, 10 reb) vs. Iowa (3/16/23)
Had a double-double with points and assists	Wendell Green Jr. (16 pts, 12 ast) at South Carolina (1/21/23)
Had a triple-double	Walker Kessler (12 pts, 11 reb, 12 blks) vs. Texas A&M (2/12/22)
Had 10 assists	Wendell Green Jr. (12) at South Carolina (1/21/23)
Had 15 assists	J'Von McCormick (16) vs. CSUN (11/15/19)
Had two players with at least five blocks	Devan Cambridge (5) and Jaylin Williams (5) at Georgia (1/13/21)
Had 10 blocks	Walker Kessler (11) vs. LSU (12/29/21)
Had five steals	Chad Baker-Mazara (5) vs. LSU (1/13/24)
Had five steals (SEC)	Chad Baker-Mazara (5) vs. LSU (1/13/24)
Made 30-straight free throws	Wendell Green Jr. (34) (2/22/23-3/16/23)
Hit buzzer-beater shot to win a game	T.J. Dunans vs. Mercer (3-pt FG, 76-74) (12/18/16)
Played more than 40 minutes	Samir Doughty (41) vs. Alabama (OT) (2/12/20)

AUBURN SEC TOURNAMENT HISTORY

Seed	Opponent	Result	Round	Site	Date
	LSU	L 57-33	1st	15	2/24/1933
	Tennessee	L 43-26	1st	15	2/23/1934
No Tournament Held 1935					
	Georgia	W 43-26	1st	16	2/28/1936
	Tennessee	L 43-25	2nd	16	2/28/1936
	LSU	L 60-34	2nd	17	3/3/1938
	Tulane	W 43-30	1st	16	3/1/1939
	Tennessee	L 49-35	2nd	16	3/2/1939
	Georgia	L 48-41	1st	16	2/28/1940
	Alabama	L 38-16	2nd	18	2/28/1941
	Vanderbilt	W 36-34	1st	18	2/26/1942
	Tulane	W 45-36	2nd	18	2/27/1942
	Kentucky	L 40-31	Semis	18	2/28/1942
	LSU	L 67-38	1st	18	2/25/1943
	Tennessee	L 56-24	2nd	18	3/2/1945
	Kentucky	L 69-24	1st	18	2/28/1946
	Kentucky	L 84-18	2nd	18	2/28/1947
	Tulane	L 47-40	1st	18	3/4/1948
	Kentucky	L 70-39	2nd	18	3/4/1949
	LSU	L 73-45	2nd	18	3/3/1950
	Kentucky	L 84-54	2nd	18	3/2/1951
	Alabama	L 63-49	1st	18	2/28/1952
No Tournament Held 1953-78					
9	(3) Vanderbilt	W 59-53	1st	1	2/28/1979
9	(7) Georgia	W 95-91 (4OT)	2nd	1	3/1/1979
9	(2) Tennessee	L 75-64	Semis	1	3/2/1979
9	(8) Georgia	W 79-71	1st	1	2/27/1980
9	(1) Kentucky	L 69-61	2nd	1	2/28/1980
9	(8) Florida	L 50-48 (OT)	1st	1	3/4/1981
8	(9) Mississippi State	W 38-36 (OT)	1st	2	3/3/1982
8	(1) Kentucky	L 89-66	2nd	2	3/4/1982
8	(9) Alabama	L 62-61	1st	1	3/10/1983
2	(7) Vanderbilt	W 59-58	2nd	3	3/8/1984
2	(6) Tennessee	W 60-58	Semis	3	3/9/1984
2	(1) Kentucky	L 51-49	Champ	3	3/10/1984
8	(9) Ole Miss	W 68-60	1st	1	3/6/1985
8	(1) LSU	W 58-55	2nd	1	3/7/1985
8	(5) Florida	W 43-42	Semis	1	3/8/1985
8	(3) Alabama	W 53-49	Champ	1	3/9/1985
2	(10) Mississippi State	L 65-63	2nd	2	3/6/1986
5	(4) Kentucky	W 79-72	2nd	4	3/6/1987
5	(1) Alabama	L 87-68	Semis	4	3/7/1987
2	(7) Georgia	L 65-60	2nd	5	3/11/1988
10	(7) Ole Miss	L 80-68	1st	6	3/9/1989
6	(3) LSU	W 78-76	2nd	7	3/9/1990
6	(2) Alabama	L 87-71	Semis	7	3/10/1990
7	(2) LSU	W 92-77	2nd	3	3/8/1991
7	(3) Alabama	L 77-59	Semis	3	3/9/1991
Did Not Participate in 1992 Tournament					
W3	(E6) Tennessee	L 78-76	1st	2	3/11/1993
W6	(E3) Vanderbilt	W 81-56	1st	8	3/10/1994
W6	(W2) Alabama	L 83-55	2nd	8	3/11/1994
W4	(E5) South Carolina	W 81-66	1st	9	3/9/1995
W4	(E1) Kentucky	L 93-81	2nd	9	3/10/1995
W5	(E4) Vanderbilt	W 68-65	1st	10	3/7/1996
W5	(W1) Mississippi State	L 69-58	2nd	10	3/8/1996
W3	(E6) Tennessee	W 67-54	1st	8	3/6/1997
W3	(E2) Kentucky	L 92-50	2nd	8	3/7/1997
W3	(E6) Florida	L 68-64	1st	9	3/5/1998
W1	(W5) Alabama	W 93-61	2nd	9	3/5/1999
W1	(E2) Kentucky	L 69-57	Semis	9	3/6/1999

Seed	Opponent	Result	Round	Site	Date
W2	(E3) Florida	W 78-70	2nd	9	3/10/2000
W2	(E5) South Carolina	W 77-72 [OT]	Semis	9	3/11/2000
W2	(W3) Arkansas	L 75-67	Champ	9	3/12/2000
W5	(E4) Tennessee	L 73-66	1st	11	3/8/2001
W6	(E3) Florida	L 81-63	1st	9	3/7/2002
W2	(E3) Tennessee	W 66-53	2nd	10	3/14/2003
W2	(E1) Kentucky	L 78-58	Semis	10	3/15/2003
W4	(E5) Georgia	L 73-59	1st	9	3/11/2004
W6	(E3) Vanderbilt	W 77-73	1st	9	3/10/2005
W6	(W2) LSU	L 76-62	2nd	9	3/11/2005
W5	(E4) Vanderbilt	L 76-71	1st	11	3/9/2006
W4	(E5) Georgia	L 80-65	1st	9	3/8/2007
W6	(E3) Vanderbilt	L 93-82	1st	9	3/13/2008
W2	(E3) Florida	W 61-58	2nd	13	3/13/2009
W2	(E1) Tennessee	L 94-85	Semis	13	3/14/2009
W5	(E4) Florida	L 78-69	1st	11	3/11/2010
W5	(E4) Georgia	L 69-51	1st	9	3/10/2011
10	(7) Ole Miss	L 68-54	1st	14	3/8/2012
14	(11) Texas A&M	L 71-62	1st	11	3/13/2013
12	(13) South Carolina	L 74-56	1st	9	3/12/2014
13	(12) Mississippi State	W 74-68	1st	11	3/11/2015
13	(5) Texas A&M	W 66-59	2nd	11	3/12/2015
13	(4) LSU	W 73-70 [OT]	Quarters	11	3/13/2015
13	(1) Kentucky	L 91-67	Semis	11	3/14/2015
13	(12) Tennessee	L 97-59	1st	11	3/9/2016
11	(14) Missouri	L 86-83 [OT]	1st	11	3/8/2017
1	(9) Alabama	L 63-81	Quarters	19	3/9/2018
5	(12) Missouri	W 81-71	2nd	11	3/14/2019
5	(4) South Carolina	W 73-64	Quarters	11	3/15/2019
5	(8) Florida	W 65-62	Semis	11	3/16/2019
5	(3) Tennessee	W 84-64	Champ	11	3/17/2019
2020 Tournament Canceled After 1st Round Due To COVID-19					
Did Not Participate in 2021 Tournament					
1	(8) Texas A&M	L 62-67	Quarters	13	3/11/2022
7	(10) Arkansas	L 73-76	2nd	11	3/9/2023

SITE KEY

- 1-Birmingham, Ala. (Birmingham-Jefferson Civic Center)
- 2-Lexington, Ky. (Rupp Arena)
- 3-Nashville, Tenn. (Memorial Gymnasium)
- 4-Atlanta, Ga. (The Omni)
- 5-Baton Rouge, La. (LSU Assembly Center)
- 6-Knoxville, Tenn. (Thompson-Boling Arena)
- 7-Orlando, Fla. (Orlando, Arena)
- 8-Memphis, Tenn. (The Pyramid)
- 9-Atlanta, Ga. (Georgia Dome)
- 10-New Orleans, La. (Louisiana Superdome)
- 11-Nashville, Tenn. (Gaylord Entertainment Center/Bridgestone Arena)
- 12-Atlanta, Ga. (Alexander Memorial Coliseum)
- 13-Tampa, Fla. (St. Pete Times Forum/Amalie Arena)
- 14-New Orleans, La. (New Orleans Arena)
- 15-Atlanta Athletic Club (Atlanta, Ga.)
- 16-Alumni Memorial Gym (Knoxville, Tenn.)
- 17-Huey Long Field House (Baton Rouge, La.)
- 18-Jefferson County Armory (Louisville, Ky.)
- 19-Scottrade Center (St. Louis, Mo.)

AUBURN SEC TOURNAMENT HISTORY

vs. ALABAMA (2-8)

L, 38-16	2nd	2/28/1941	Louisville
L, 63-49	1st	2/28/1952	Louisville
L, 62-61	1st	3/10/1983	Birmingham
W, 53-49	Champ	3/9/1985	Birmingham
L, 87-68	Semis	3/7/1987	Atlanta
L, 87-71	Semis	3/10/1990	Orlando
L, 77-59	Semis	3/9/1991	Nashville
L, 83-55	2nd	3/11/1994	Memphis
W, 93-61	2nd	3/5/1999	Atlanta
L, 63-81	Quarters	3/9/2018	St. Louis

vs. ARKANSAS (0-2)

L, 75-67	Champ	3/12/2000	Atlanta
L, 73-76	2nd	3/9/2023	Nashville

vs. FLORIDA (4-4)

L, 50-48 ot	1st	3/4/1981	Birmingham
W, 43-42	Semis	3/8/1985	Birmingham
L, 68-64	1st	3/5/1998	Atlanta
W, 78-70	2nd	3/10/2000	Atlanta
L, 81-63	1st	3/7/2002	Atlanta
W, 61-58	2nd	3/13/2009	Tampa
L, 78-69	1st	3/11/2010	Nashville
W, 65-62	Semis	3/16/2019	Nashville

vs. GEORGIA (3-5)

W, 43-26	1st	2/28/1936	Knoxville
L, 48-41	1st	2/28/1940	Knoxville
W, 95-91 4ot	2nd	3/1/1979	Birmingham
W, 79-71	1st	2/27/1980	Birmingham
L, 65-60	2nd	3/11/1988	Baton Rouge
L, 73-59	1st	3/11/2004	Atlanta
L, 80-65	1st	3/8/2007	Atlanta
L, 69-51	1st	3/10/2011	Atlanta

vs. KENTUCKY (1-13)

L, 40-31	Semis	2/28/1942	Louisville
L, 69-24	1st	2/28/1946	Louisville
L, 84-18	2nd	2/28/1947	Louisville
L, 70-39	2nd	3/4/1949	Louisville
L, 84-54	2nd	3/2/1951	Louisville
L, 69-61	2nd	2/28/1980	Birmingham
L, 89-66	2nd	3/4/1982	Lexington
L, 51-49	Champ	3/10/1984	Nashville
W, 79-72	2nd	3/6/1987	Atlanta
L, 93-81	2nd	3/10/1995	Atlanta
L, 92-50	2nd	3/7/1997	Memphis
L, 69-57	Semis	3/6/1999	Atlanta
L, 78-58	Semis	3/15/2003	New Orleans
L, 91-67	Semis	3/14/2015	Nashville

vs. LSU (4-5)

L, 57-33	1st	2/24/1933	Atlanta
L, 60-34	2nd	3/3/1938	Baton Rouge
L, 67-38	1st	2/25/1943	Louisville
L, 73-45	2nd	3/3/1950	Louisville
W, 58-55	2nd	3/7/1985	Birmingham
W, 78-76	2nd	3/9/1990	Orlando
W, 92-77	2nd	3/8/1991	Nashville
L, 76-62	2nd	3/11/2005	Atlanta
W, 73-70 ot	Quarters	3/13/2015	Nashville

vs. OLE MISS (1-2)

W, 68-60	1st	3/6/1985	Birmingham
L, 80-68	1st	3/9/1989	Knoxville
L, 68-54	1st	3/8/2012	New Orleans

vs. MISSISSIPPI STATE (2-2)

W, 38-36 ot	1st	3/3/1982	Lexington
L, 65-63	2nd	3/6/1986	Lexington
L, 69-58	2nd	3/8/1996	New Orleans
W, 74-68	1st	3/11/2015	Nashville

vs. MISSOURI (1-1)

L, 86-83 ot	1st	3/8/2017	Nashville
W, 81-71	2nd	3/14/2019	Nashville

vs. SOUTH CAROLINA (3-1)

W, 81-66	1st	3/9/1995	Atlanta
W, 77-72 ot	Semis	3/11/2000	Atlanta
L, 74-56	1st	3/12/2014	Atlanta
W, 73-64	Quarters	3/15/2019	Nashville

vs. TENNESSEE (4-9)

L, 43-26	1st	2/23/1934	Atlanta
L, 43-25	2nd	2/28/1936	Knoxville
L, 49-35	2nd	3/2/1939	Knoxville
L, 56-24	2nd	3/2/1945	Louisville
L, 75-64	Semis	3/2/1979	Birmingham
W, 60-58	Semis	3/9/1984	Nashville
L, 78-76	1st	3/11/1993	Lexington
W, 67-54	1st	3/6/1997	Memphis
L, 73-66	1st	3/8/2001	Nashville
W, 66-53	2nd	3/14/2003	New Orleans
L, 94-85	Semis	3/14/2009	Tampa
L, 97-59	1st	3/9/2016	Nashville
W, 84-64	Champ	3/17/2019	Nashville

vs. TEXAS A&M (1-2)

L, 71-62	1st	3/13/2013	Nashville
W, 66-59	2nd	3/12/2015	Nashville
L, 62-67	Quarters	3/11/2022	Tampa

vs. TULANE (2-1)

W, 43-30	1st	3/1/1939	Knoxville
W, 45-36	2nd	2/27/1942	Louisville
L, 47-40	1st	3/4/1948	Louisville

vs. VANDERBILT (6-2)

W, 36-34	1st	2/26/1942	Louisville
W, 59-53	1st	2/28/1979	Birmingham
W, 59-58	2nd	3/8/1984	Nashville
W, 81-56	1st	3/10/1994	Memphis
W, 68-65	1st	3/7/1996	New Orleans
W, 77-73	1st	3/10/2005	Atlanta
L, 76-71	1st	3/9/2006	Nashville
L, 93-82	1st	3/13/2008	Atlanta

AUBURN SEC TOURNAMENT RECORDS

SINGLE-GAME RECORDS (SINCE 1979)

Points _____ 34, Derrick Dennison vs. LSU – 2nd Rnd, 3/9/1990
 Field Goals _____ 13, Derrick Dennison vs. LSU, 3/9/1990
 Field Goal Attempts _____ 21, Wesley Person vs. Vanderbilt, 3/10/1994
 _____ 21, Ronnie Battle vs. LSU, 3/9/1990
 Field Goal Pct. (Min. 10) _____ .900 (9-10), Chris Denson vs. Georgia, 3/10/2011
 3-Point Field Goals _____ 5, seven times, most recent
 _____ Wendell Green Jr. vs. Texas A&M, 3/11/2022
 3-Point Field Goal Att. _____ 14, Bryce Brown vs. South Carolina, 3/15/2019
 3-Point Field Goal Pct. (Min. 5) _____
 _____ .714 (5-7), Jared Harper vs. Florida, 3/16/2019
 _____ .714 (5-7), Derek Caldwell vs. Vanderbilt, 3/7/1996
 Free Throws Made _____ 15, KT Harrell vs. LSU, 3/13/2015
 Free Throws Attempted _____ 18, KT Harrell vs. LSU, 3/13/2015
 FT Percentage (Min. 10) _____ .917 (11-12), KT Harrell vs. Kentucky, 3/14/2015
 Rebounds _____ 15, Charles Barkley vs. Tennessee, 3/9/1984
 _____ 15, Chris Davis vs. South Carolina, 3/9/1995
 _____ 15, Mack McGadney vs. Arkansas, 3/12/2000
 Assists _____ 11, Gerald White vs. Ole Miss, 3/6/1985
 Blocked Shots _____ 7, Asaunh Dixon-Tatum vs. South Carolina, 3/12/2014
 Steals _____ 6, Wesley Person vs. LSU, 3/8/1991
 Minutes _____ 58, Bubba Price vs. Georgia, 3/1/1979

TOURNAMENT RECORDS (SINCE 1979)

Points _____ 86, KT Harrell, 2015 (4 games)
 Field Goals _____ 36, Chuck Person, 1985 (4 games)
 Field Goal Attempts _____ 70, Chuck Person, 1985 (4 games)
 Field Goal Percentage (Min. 15) _____
 _____ .714 (15-21), Korvotney Barber, 2009 (2 games)
 3-Point Field Goals _____ 18, Bryce Brown, 2019 (4 games)
 3-Point Field Goals Attempts _____ 43, Bryce Brown, 2019 (4 games)
 3-Point Field Goal Pct. (Min. 6) 1.000 (6-6), Wesley Person, 1994 (2 games)
 Free Throws Made _____ 42, KT Harrell, 2015 (4 games)
 Free Throws Attempts _____ 51, KT Harrell, 2015 (4 games)
 Free Throw Pct. (Min. 15) _____ .933 (14-15), Chris Davis, 1995 (2 games)
 Rebounds _____ 29, Chuma Okeke, 2019 (4 games)
 Assists _____ 25, Gerald White, 1985 (4 games)
 Blocked Shots _____ 9, Horace Spencer, 2019 (4 games)
 Steals _____ 9, Horace Spencer, 2019 (4 games)
 _____ 9, Chuma Okeke, 2019 (4 games)
 Minutes _____ 159, Frank Ford, 1985 (4 games)

CAREER RECORDS (SINCE 1979)

Points _____ 159, Chuck Person, 1983-86 (9 games)
 Field Goals _____ 71, Chuck Person, 1983-86 (9 games)
 Field Goal Attempts _____ 133, Chuck Person, 1983-86 (9 games)
 Field Goal Pct. (Min. 25 FGA): .688 (22-32), Eric Stringer, 1979-81 (6 games)
 _____ 71.0 (22-31), Korvotney Barber, 2006-09 (4 games)
 3-Point Field Goals _____ 24, Bryce Brown, 2016-19 (7 games)
 3-Point Field Goals Attempts _____ 65, Bryce Brown, 2016-19 (7 games)
 3-PT Field Goal Pct. (Min. 10) _____ .458 (11-24), Wesley Person, 1991-94 (5 games)
 _____ .458 (11-24), Jay Heard, 1999-00 (5 games)
 Free Throws Made _____ 44, KT Harrell, 2014-15 (5 games)
 Free Throws Attempted _____ 53, KT Harrell, 2014-15 (5 games)
 Free Throw Pct. (Min. 20) _____ .880 (22-25), Doc Robinson, 1997-00 (8 games)
 Rebounds _____ 61, Jeff Moore, 1985-88 (8 games)
 Assists _____ 56, Gerald White, 1984-87 (10 games)
 Blocked Shots _____ 18, Mamadou N'diaye, 1997-00 (8 games)
 Steals _____ 15, Wesley Person, 1991-94 (5 games)
 Minutes _____ 358, Frank Ford, 1984-87 (10 games)
 Games Played _____ 10, Frank Ford, 1984-87; Gerald White, 1984-87
 Games Started _____ 10, Frank Ford, 1984-87; Gerald White, 1984-87

TEAM RECORDS (SINCE 1979)

Points _____ 95 vs. Georgia, 3/1/79 (4OT)
 Points (Regulation) _____ 93 vs. Alabama, 3/5/99
 Fewest Points _____ 38 vs. Mississippi State, 3/3/1982
 Winning Margin _____ 25 (81-56) vs. Vanderbilt, 3/10/1994
 Smallest Winning Margin _____ 1 (59-58) vs. Vanderbilt, 3/8/1984
 _____ 1 (43-42) vs. Florida, 3/8/1985
 Field Goals _____ 38 vs. Georgia, 3/1/79 (4OT)
 Field Goals (Regulation) _____ 38 vs. Florida, 3/11/2010
 Fewest Field Goals _____ 14 vs. Mississippi State, 3/3/1982
 Field Goal Attempts _____ 70 vs. Kentucky, 3/6/1999
 Fewest Field Goal Attempts _____ 31 vs. Mississippi State, 3/3/1982
 Field Goal Percentage _____ .619 (26-42) vs. Vanderbilt, 3/8/1984
 Lowest Field Goal Percentage _____ .298 (17-57) vs. Tennessee, 3/9/2016
 3-Point Field Goals _____ 15 vs. Tennessee, 3/17/2019
 Fewest 3-Point Field Goals _____ 1 vs. Georgia, 3/11/1988
 3-Point Field Goal Attempts _____ 40 vs. Tennessee, 3/17/2019
 Fewest 3-Point Field Goal Attempts _____ 3 vs. Vanderbilt, 3/10/1994
 3-Point Field Goal Percentage (Min. 7) _____ .692 (9-13) vs. LSU, 3/8/1991
 Lowest 3-Point Field Goal Percentage (Min. 5) _____
 _____ .077 (1-13), vs. Georgia, 3/11/1988
 Free Throws Made _____ 32 vs. Florida, 3/10/2000
 Fewest Free Throws Made _____ 2 vs. Florida, 3/16/2019
 Free Throws Attempts _____ 44 vs. Florida, 3/10/2000
 Fewest Free Throws Attempts _____ 5 vs. Florida, 3/4/1981
 _____ 5 vs. Florida, 3/16/19
 Free Throw Percentage (Min. 15) _____ .931 (27-29) vs. Alabama, 3/5/1999
 Lowest Free Throw Percentage _____ .350 (7-20) vs. Kentucky, 3/7/1997
 Rebounds _____ 45 vs. Arkansas, 3/7/1987
 _____ 45 vs. Kentucky, 3/6/1999
 Fewest Rebounds _____ 17 vs. Florida, 3/16/2019
 Rebound Margin _____ 21 (41-20) vs. Arkansas, 3/12/2000
 Assists _____ 18 vs. LSU, 3/8/1991; 18 vs. Georgia, 3/1/1979 (4OT)
 Fewest Assists _____ 4 vs. Tennessee, 3/9/2016
 Turnovers _____ 22 vs. Kentucky, 3/7/1997
 Fewest Turnovers _____ 4 vs. Florida, 3/16/2019
 Blocked Shots _____ 9 vs. South Carolina, 3/12/2014
 Fewest Blocked Shots _____
 _____ 0 on 5 occasions, most recently vs. Kentucky, 3/14/2015
 Steals _____ 14 vs. Tennessee, 3/17/2019; 14 vs. Florida 3/16/2019
 Fewest Steals _____ 0 vs. Tennessee, 3/2/1979
 Personal Fouls _____ 27 vs. LSU, 3/13/15 (OT)
 Fewest Personal Fouls _____ 11 on 3 occasions, most recently
 _____ vs. South Carolina, 3/11/2000 (OT)

SEC ALL-TOURNAMENT TEAM

1942 _____ Shag Hawkins, G
 1984 _____ Charles Barkley, C (MVP)
 1984 _____ Chuck Person, F
 1985 _____ Chuck Person, F (MVP)
 2000 _____ Mack McGadney, F
 2000 _____ Mamadou N'diaye, C
 2000 _____ Doc Robinson, G
 2015 _____ KT Harrell, G
 2019 _____ Bryce Brown, G (MVP)
 2019 _____ Jared Harper, G
 2019 _____ Chuma Okeke, F

ALL-TIME SEC TOURNAMENT CAREER STATISTICS

Player	Year	GP-GS	Min	Avg	FG-A	Pct	3FG-A	Pct	FT-A	Pct	Off Def	Tot Avg	PF-FO	A	TO	Blk	Stl	Pts	Avg
Allison, Zach	2016	1-0	2	2.0	0-0	.000	0-0	.000	0-0	.000	0 1 1	1.0	0-0	1	0	0	0	0	0.0
Anthony, Benny	1979-80	5-0	125	25.3	18-29	.563		--	8-13	.600	-- --	22 5.5	18-1	4	5	1	2	44	8.8
Armstrong, Ty	2010-11	2-0	12	6.0	1-3	.333	0-0	.000	0-0	.000	2 1 3	1.5	4-0	0	1	0	0	2	1.0
Arnold, Zane	1989-90-91	5-3	120	24.0	12-35	.343	0-0	.000	7-14	.500	-- --	17 3.4	18-0	3	6	1	3	31	6.2
Atewe, Matthew	2014	1-0	7	7.0	0-0	.000	0-0	.000	0-0	.000	0 1 1	1.0	5-1	0	0	0	1	0	0.0
Banks, Earl	1979-80-81	6-6	150	25.0	20-36	.556	--	--	5-13	.385	-- --	25 4.2	20-0	4	7	3	4	45	7.5
Barber, Korvotney	2006-07-09	4-4	107	26.8	22-31	.667	0-0	.000	7-12	.583	9 18	27 6.8	12-1	2	6	6	2	51	12.8
Barkley, Charles	1982-83-84	6-6	193	32.2	30-54	.556	--	--	13-19	.684	-- --	47 7.8	23-3	8	16	13	6	73	12.2
Barrett, Rasheem	2006-07-08-09	5-4	163	32.6	21-58	.362	7-26		9-11	.818	7 11	18 3.6	10-0	11	7	1	5	58	14.5
Battle, Ronnie	1990-91-93	5-5	144	28.8	32-70	.457	12-30	.400	5-7	.714	-- --	16 3.2	10-0	8	13	1	4	81	16.2
Baumgartner, Brian	1990	1-0	1	1.0	0-1	.000	0-0	.000	2-2	1.000	-- --	0 0.0	0-0	0	1	0	0	2	2.0
Berman, Lior	2023	1-0	5	5.0	0-0	.000	0-0	.000	0-0	.000	0 2	2 2.0	2-0	0	1	0	1	0	0.0
Bird, Derrick	2002-03	3-3	93	31.0	7-27	.259	5-15	.333	2-2	1.000	1 5	6 2.0	1-0	1	5	0	2	21	7.0
Blackstock, Cole	2016-18	2-0	2	2.0	0-0	.000	0-0	.000	0-0	.000	0 0	0 0.0	1-0	0	0	0	0	0	0.0
Bolling, Bill	1982	1-0	1	1.0	0-0	.000	--	--	0-0	.000	-- --	0 0.0	1-0	0	0	0	0	0	0.0
Bota, Marin	2001	1-0	5	5.0	1-1	1.000	0-0	.000	0-0	.000	1 0	1 1.0	3-0	0	0	0	0	2	2.0
Bowers, Cinmeon	2015-16	4-3	103	25.8	9-29	.310	0-3	.000	9-21	.429	8 20	28 7.0	11-0	1	7	0	3	27	6.8
Brandt, Chris	1989-90-91	5-4	88	17.6	7-21	.333	0-0	.000	6-14	.429	-- --	20 4.0	18-1	5	4	1	2	20	4.0
Brewer, Jamison	2000-01	3-1	50	16.7	6-11	.546	1-2	.500	5-9	.556	4 4	8 2.7	3-0	2	2	0	2	18	6.0
Broome, Johni	2023	1-1	26	26.0	6-9	.667	0-1	.000	1-6	.167	2 5	7 7.0	3-0	0	0	1	2	13	13.0
Brown, Bryce	2016-17-18-19	7-6	217	31.0	31-79	.111	24-65	.125	11-15	.733	0 10	10 1.4	9-0	8	8	0	8	97	13.9
Brown, Quinell	2004-05	3-3	61	20.3	7-24	.292	1-11	.091	2-2	1.000	4 3	7 2.3	9-1	1	3	0	0	17	5.7
Burke, Pat	1994-95-96-97	8-5	189	23.6	31-66	.470	2-7	.286	9-16	.563	0 22	52 6.5	24-1	5	17	12	4	72	9.0
Cahill, Mark	1982-83-84	3-0	12	4.0	1-3	.333	--	--	0-1	.000	-- --	2 0.7	2-0	0	1	0	0	2	0.7
Caldwell, Derek	1996-97	4-1	65	16.3	8-25	.320	5-15	.333	1-2	.500	-- --	5 1.3	4-0	3	3	0	2	22	5.5
Calton, Donny	2001-02-03	4-0	36	9.0	2-7	.286	0-0	.000	0-0	.000	3 2	5 1.3	10-1	1	6	0	3	4	1.0
Cambridge, Devan	2022	1-0	12	12.0	0-3	.000	0-2	.000	0-0	.000	2 0	2 2.0	2-0	0	0	0	0	0	0.0
Cameron, Joey	2006	1-0	17	17.0	0-0	.000	0-0	.000	1-2	.500	0 3	3 3.0	3-0	1	1	1	0	1	1.0
Canada, Malcolm	2014-15	5-1	106	21.2	14-31	.452	3-7	.429	10-11	.909	0 10	10 2.0	7-0	6	6	2	5	41	8.2
Card, Lewis	1979-80	5-0	28	5.6	2-4	.500	--	--	0-0	.000	-- --	3 0.6	1-0	3	2	0	1	4	0.8
Cardwell, Dylan	2022-23	2-0	33	16.5	3-4	.750	0-0	.000	1-11	1.000	2 2	4 2.0	1-0	1	0	2	1	7	3.5
Carpenter, Keenan	1988-89	2-1	38	19.0	6-18	.333	1-7	.143	5-7	.714	-- --	2 1.0	2-0	4	3	1	0	18	9.0
Carter, Kenny	1980	1-0	4	4.0	0-1	.000	--	--	0-0	.000	-- --	0 0.0	0-0	0	1	0	0	0	0.0
Cattage, Bobby	1979-80-81	6-5	163	35.0	25-58	.447	--	--	10-13	.909	-- --	33 5.5	15-1	2	7	0	2	60	10.0
Caylor, John	1987-88-90-91	7-3	154	22.0	16-33	.485	6-15	.400	13-19	.684	-- --	29 4.1	11-0	7	4	1	6	51	7.3
Chilliest, Adrian	1996-97-98-99	6-1	67	11.2	3-8	.375	0-0	.000	5-9	.556	-- --	11 1.8	11-0	2	7	0	0	11	1.8
Chubb, Rob	2011-12-13	3-2	55	18.3	6-15	.400	0-0	.000	0-2	.000	2 8	10 2.0	7-0	1	5	4	0	12	4.0
Costner, Jim	1994-95	4-0	28	7.0	1-3	.333	0-1	.000	1-2	.500	0 6	6 1.5	5-0	0	3	3	0	3	0.8
Curtis, Dwayne	2004	1-0	26	26.0	3-4	.750	0-0	.000	1-2	.500	1 5	6 6.0	4-0	1	0	0	0	7	7.0
Daniels, Marquis	2000-01-02-03	7-4	190	27.1	27-69	.391	3-12	.250	18-27	.667	7 28	35 5.0	9-0	15	21	3	6	75	10.7
Daniels, Paul	1981-82-83-84	7-1	110	15.7	2-4	.500	--	--	0-3	.000	-- --	1 0.1	10-0	15	6	0	3	4	0.6
Davis, Chris	1995	2-2	66	33.0	12-23	.522	0-0	.000	14-15	.933	0 22	22 11.0	6-0	5	3	1	4	38	19.0
Davis, Kyle	2001-03-04	4-4	66	16.5	3-9	.333	0-0	.000	0-2	.000	5 8	13 3.3	12-1	0	5	6	1	6	1.5
Dennison, Derrick	1987-88-89-90	5-3	105	21.0	24-50	.480	5-15	.333	6-6	1.000	-- --	17 3.4	13-0	10	14	1	8	59	11.8
Denson, Chris	2011-12-13-14	4-1	111	27.8	19-34	.559	1-3	.333	22-29	.759	4 7	11 2.8	13-0	4	5	0	2	61	15.3
Derozan, Kyle	2005	1-0	1	1.0	0-0	.000	0-0	.000	0-0	.000	0 0	0 0.0	0-0	0	0	0	0	0	0.0
Diame, Abdou	2001	1-0	22	22.0	1-6	.167	0-0	.000	2-2	1.000	0 1	1 1.0	4-0	0	0	0	0	4	4.0
Dixon-Tatum, Asaunh	2013-14	2-1	43	21.5	3-7	.429	0-0	.000	7-9	.778	4 5	9 4.5	6-0	0	3	11	1	13	6.5
Dollard, Josh	2007	1-1	34	34.0	5-11	.455	3-4	.750	0-3	.000	2 12	14 4.0	1-0	3	2	2	3	13	13.0
Donald, Ray	1995-96	4-3	83	20.8	13-30	.433	7-16	.438	5-10	.500	0 9	10 2.5	3-0	10	5	1	3	38	9.5
Donaldson, Tre	2023	1-0	7	7.0	0-2	.000	0-0	.000	0-0	.000	0 1	1 1.0	1	2	0	0	0	0	0.0
Doughty, Samir	2019	4-0	94	23.5	9-22	.409	5-13	.385	9-11	.818	3 9	12 3.0	4-0	7	2	0	6	32	8.0
Douglas, Toney	2005	2-2	77	38.5	13-25	.520	3-10	.300	8-11	.727	5 10	15 7.5	2-0	3	6	0	1	37	18.5
Drum, Jake	2011-12	2-0	1	0.5	0-0	.000	0-0	.000	0-0	.000	0 0	0 0.0	1-0	0	0	0	0	0	0.0
Dubar, Malik	2018-19	5-4	86	17.2	7-21	.333	3-15	.200	4-6	.667	1 11	12 2.4	10-0	0	2	1	1	21	4.2
Dunans, T.J.	2016-17	2-1	60	30.0	9-18	.500	1-4	.250	9-12	.750	1 5	6 3.0	6-0	3	4	1	1	28	14.0
Eaddy, Bill	1989	1-0	2	2.0	1-1	1.000	1-1	1.000	0-0	.000	-- --	1 1.0	0-0	0	0	0	0	3	3.0
Edu, Moses	2005	2-0	16	8.0	1-4	.250	0-0	.000	0-0	.000	2 1	3 1.5	2-0	0	2	0	0	2	1.0
Fishback, Daymeon	1997-98-99-00	8-5	233	29.1	27-74	.365	17-46	.370	16-28	.571	12 12	46 5.8	14-0	4	9	4	4	79	9.9
Fitten, Sam	1982	1-0	1	1.0	1-1	1.000	--	--	0-0	.000	-- --	0 0.0	0-0	0	0	0	0	2	2.0
Flanigan, Allen	2022-23	2-2	61	30.5	8-16	.500	2-7	.286	2-7	.286	2 4	6 3.0	4-0	1	3	0	2	20	10.0
Flanigan, Wes	1994-95-96-97	8-5	253	31.6	31-78	.397	3-14	.214	21-28	.750	0 15	30 3.8	16-0	35	20	1	10	86	10.8
Forbes, Adrian	2011-12	2-2	48	24.0	2-6	.333	0-0	.000	6-10	.600	5 3	8 4.0	6-0	1	2	1	1	10	5.0
Ford, Frank	1984-85-86-87	10-10	358	35.8	39-81	.482	1-4	.250	24-37	.649	-- --	51 5.1	15-1	12	19	1	9	103	10.3
Gabriel, Kenny	2010-11-12	3-2	54	18.0	10-23	.435	4-14	.286	0-0	.000	0 4	4 1.3	9-1	1	4	4	2	24	8.0
Gaines, Troy	2004-05	2-0	13	6.5	2-5	.400	0-2	.000	1-2	.500	0 0	0 0.0	3-0	0	2	0	0	5	2.5
Gallon, Reggie	1990-91-93	5-5	156	31.2	10-37	.270	7-22	.318	11-18	.611	0 3	13 2.6	14-0	16	13	2	5	38	7.6
Geiger, Matt	1988-89	2-1	47	23.5	9-18	.500	0-0	.000	2-5	.400	-- --	14 7.0	7-1	3	4	5	0	20	10.0
Glass, Lincoln	2001	1-0	17	17.0	4-12	.333	4-9	.444	2-4	.500	0 1	1 1.0	0-0	1	0	0	0	14	14.0
Godfrey, Gary	1982	1-0	1	1.0	0-0	.000	--	--	0-0	.000	-- --	0 0.0	0-0	0	0	0	0	0	0.0
Granger, Jordon	2014-15-16	5-4	103	20.6	7-17	.412	3-12	.250	3-5	.600	1 18	19 3.8							

ALL-TIME SEC TOURNAMENT CAREER STATISTICS

Player	Year	GP-GS	Min	Avg	FG-A	Pct	3FG-A	Pct	FT-A	Pct	Off Def	Tot Avg	PF-FO	A	TO	Blk	Stl	Pts	Avg
Guest, Darren	1985	4-0	26	6.5	2-5	.400	--	--	0-0	.000	--	4 1.0	3-0	0	3	0	0	4	1.0
Hamilton, David	1999	2-0	4	2.0	0-1	.000	0-0	.000	0-0	.000	--	1 0.5	1-0	0	1	0	0	0	0.0
Hankton, Kirt	1989	1-1	32	32.0	4-6	.667	0-0	.000	0-0	.000	--	6 6.0	4-0	2	1	0	0	8	8.0
Haralson, Melvin	1987	1-0	1	1.0	0-0	.000	0-0	.000	0-0	.000	--	0 0.0	0-0	0	0	0	0	0	0.0
Hargrove, Lucas	2008-09-10	4-2	98	24.5	16-36	.444	5-13	.385	4-8	.500	10 14	24 6.0	12-0	6	9	0	5	41	10.3
Harper, Jared	2017-18-19	6-6	176	29.3	19-61	.312	12-39	.308	26-33	.788	3 16	19 3.2	14-0	30	10	0	8	76	12.7
Harrell, KT	2014-15	5-5	167	33.4	21-57	.368	13-31	.419	44-53	.830	7 13	20 4.0	15-0	7	20	1	5	99	19.8
Harrington, Adam	2001-02	2-2	71	35.5	11-30	.367	4-14	.286	11-12	.917	1 8	9 4.5	8-0	2	4	0	2	37	18.5
Harris, Tyler	2016	1-1	27	27.0	5-13	.385	0-0	.000	4-6	.667	4 5	9 9.0	3-0	1	2	0	0	14	14.0
Hayes, Earl	1982-83	2-0	7	3.5	0-0	.000	--	--	0-1	.000	--	2 1.0	0-0	0	2	0	0	0	0.0
Hayles, Daniel	2005-06	3-0	58	29.0	6-13	.462	0-5	.000	2-2	1.000	3 5	8 2.7	6-0	4	4	0	1	14	4.7
Heard, Jay	1999-00	5-3	65	13.0	15-31	.484	11-24	.458	2-5	.400	1 4	10 2.0	10-0	3	7	1	1	43	8.6
Henson, Byron	1981-82-83	4-3	111	27.8	11-22	.500	--	--	0-0	.000	--	6 1.5	9-0	14	10	0	1	22	5.5
Heramb, Matt	2008	1-0	8	8.0	1-1	1.000	0-0	.000	0-0	.000	0 1	1 1.0	2-0	0	1	0	0	2	2.0
Heron, Mustapha	2017-18	2-2	70	35.0	9-20	.450	3-6	.500	12-19	.632	4 15	19 9.5	7-0	1	9	0	0	33	16.5
Hester, Dustin	1990	1-0	2	2.0	0-0	.000	0-0	.000	0-0	.000	--	0 0.0	0-0	0	0	0	0	0	0.0
Holland, Carey	1984-85	5-0	87	17.4	6-10	.600	--	--	5-9	.556	--	15 3.0	9-0	1	4	2	0	17	3.4
Holmes, C.J.	2015	1-0	1	1.0	0-0	.000	0-0	.000	0-0	.000	0 0	0 0.0	0-0	0	0	0	0	0	0.0
Howard, Terrance	1986-87-88	4-1	87	21.8	7-17	.412	0-3	.000	1-2	.500	--	5 1.3	9-0	5	5	1	2	15	3.8
Howell, Brett	2005-06	2-0	3	1.5	0-2	.000	0-2	.000	0-0	.000	0 1	1 0.5	0-0	1	0	0	0	0	0.0
Hutton, Mark	1993	1-0	17	17.0	2-6	.333	1-4	.250	0-0	.000	0 5	5 5.0	4-0	0	1	0	1	5	5.0
James, Tim	1982	1-0	1	1.0	0-1	.000	--	--	0-0	.000	--	0 0.0	0-0	0	0	0	0	0	0.0
Jasper, Zep	2022-23	2-2	35	17.5	2-9	.222	1-5	.200	2-2	1.000	2 0	2 2.0	6-0	1	2	0	2	7	3.5
Jefferson, Alvin	1996-97	4-2	88	22.0	9-14	.643	0-0	.000	1-2	.500	--	9 2.3	11-0	0	12	4	1	23	5.8
Johnson, Noel	2012-13	2-0	34	17.0	2-10	.200	2-8	.250	0-0	.000	0 1	1 0.5	3-0	2	1	1	0	6	3.0
Johnson, K.D.	2022-23	2-1	55	27.5	7-24	.292	1-8	.125	5-6	.833	4 4	8 4.0	4-0	3	5	1	3	20	10.0
Johnson, Ronnie	2017	1-0	16	16.0	3-6	.500	2-3	.667	3-4	.750	0 1	1 1.0	2-0	2	0	0	0	11	11.0
Johnson, Shaquille	2013	1-0	7	7.0	0-1	.000	0-0	.000	0-0	.000	0 3	3 3.0	2-0	0	1	0	0	0	0.0
Jones, Mike	1986-87	3-2	82	27.3	20-37	.541	0-1	.000	7-7	1.000	--	18 6.0	13-1	4	5	3	1	37	12.3
Jones, Rob	1987	1-0	1	1.0	0-0	.000	0-0	.000	0-0	.000	--	0 0.0	0-0	0	0	0	0	0	0.0
Joyce, Rod	1990	1-0	5	5.0	0-2	.000	0-0	.000	0-0	.000	--	0 0.0	0-0	0	0	0	0	0	0.0
Keim, Patrick	2015-16-18	3-0	6	2.0	1-3	.333	1-3	.333	0-0	.000	0 1	1 0.3	0-0	0	1	0	1	3	1.0
Kessler, Walker	2022	1-1	31	31	6-8	.750	0-2	.000	4-6	.667	3 6	9 9.0	2-4	2	0	4	3	16	16.0
Killingsworth, Marco	2002-03-04	4-3	117	29.3	16-32	.500	1-2	.500	13-20	.650	12 12	24 6.0	15-2	7	4	1	0	46	11.5
Knox, Brendon	2009-10	3-0	36	12.0	3-4	.750	0-0	.000	1-4	.250	2 6	8 2.7	3-0	0	2	3	0	7	2.3
Kouassi, Willy	2012	1-0	14	14.0	0-1	.000	0-0	.000	0-0	.000	1 3	4 4.0	1-0	0	0	0	0	0	0.0
Lang, TJ	2015-16-17	6-4	126	21.0	5-16	.313	2-10	.200	3-4	.750	4 7	11 1.8	17-1	6	1	1	2	15	2.5
Langford, Josh	2011	1-0	12	12.0	2-4	.500	0-2	.000	1-2	.500	0 2	2 2.0	2-0	0	0	0	1	5	5.0
LeMelle, Ronny	2004-06	2-1	58	29.0	8-20	.400	3-7	.429	2-2	1.000	2 5	7 3.5	2-0	2	3	0	3	21	10.5
Lett, Johnnie	2010	1-1	10	10.0	0-0	.000	0-0	.000	0-0	.000	1 2	3 3.0	4-0	0	0	0	0	0	0.0
Lewis, Kelvin	2007	1-0	4	4.0	0-2	.000	0-1	.000	0-0	.000	0 0	0 0.0	0-0	0	0	0	0	0	0.0
Lockhart, Darrell	1980-81-82-83	6-6	205	34.2	26-53	.491	--	11	14	.786	--	34 5.7	19-1	7	16	3	2	63	10.5
Lollar, Chris	2003	1-0	5	5.0	0-1	.000	0-1	.000	0-0	.000	0 0	0 0.0	2-0	0	0	0	0	0	0.0
Lynn, Johnny	1985	4-0	36	9.0	3-5	.600	--	--	0-1	.000	--	1 0.3	4-0	3	0	0	1	6	1.5
Lynn, Johnny	1987-88	3-1	39	13.0	1-5	.200	0-1	.000	0-0	.000	--	2 0.7	2-0	2	5	0	0	2	0.7
MaCoy, Will	2018	1-0	0	0.0	0-1	.000	0-1	.000	0-0	.000	0 0	0 0.0	0-0	0	0	0	0	0	0.0
Malone, Andre	2010	1-0	3	3.0	0-0	.000	0-0	.000	0-0	.000	0 0	0 0.0	0-0	0	0	0	0	0	0.0
Mason, Antoine	2015	4-1	99	24.8	14-36	.389	5-14	.357	8-18	.444	1 8	9 2.3	8-0	2	5	0	0	41	10.3
McCormick, J'Von	2019	4-0	60	15.0	8-14	.571	2-4	.500	1-2	.500	0 4	4 1.0	1-0	4	3	0	2	19	4.8
McGadney, Mack	1999-00	5-3	111	22.2	15-41	.366	0-2	.000	10-12	.833	11 11	33 6.6	11-0	3	7	0	4	40	8.0
McGrew, Roy	1979	2-0	11	3.7	2-4	.500	--	--	0-1	.000	--	2 0.7	0-0	0	1	0	0	4	1.3
McKie, Robert	1989-91	3-0	40	13.3	2-14	.142	0-0	.000	2-5	.400	--	11 3.7	8-0	5	6	0	0	6	2.0
McLemore, Anfernee	2017-19	5-4	78	15.6	4-16	.250	3-12	.250	1-2	.500	1 6	7 1.4	18-0	0	3	1	6	12	2.4
Miaway, Archie	2007	1-0	5	5.0	1-1	1.000	0-0	.000	0-0	.000	2 0	2 2.0	2-0	0	0	0	0	2	2.0
Mitchell, Davion	2018	1-0	18	18.0	1-4	.250	1-4	.250	0-0	.000	0 2	2 2.0	2-0	1	0	0	3	3.0	
Mitchell, Dwayne	2002	1-0	23	23.0	3-7	.429	0-2	.000	3-3	1.000	3 2	5 5.0	3-0	0	5	0	1	9	9.0
Monroe, Lewis	2002-03-04	4-4	114	28.5	8-16	.500	2-7	.286	5-6	.833	3 4	7 1.8	4-0	8	6	0	1	23	5.8
Moore, Chris	2022-23	2-0	11	5.5	0-1	.000	0-0	.000	1-2	.500	1 0	1 0.5	0-0	1	0	0	1	1	0.5
Moore, Jeff	1985-86-87-88	8-8	226	28.3	30-60	.500	0-1	.000	23-29	.793	--	61 7.6	25-0	4	9	3	2	98	12.3
Morris, Chris	1985-86-87-88	8-8	272	34.0	34-67	.508	1-2	.500	17-28	.607	--	49 6.1	26-4	11	15	7	10	86	10.8
Mosteller, Odell	1982-83	3-3	91	30.3	9-27	.333	--	--	10-14	.714	--	8 3.0	10-1	5	6	0	2	28	9.3
Mumphord, Alvin	1980-81-82-83	6-3	133	22.2	16-32	.500	--	--	4-8	.500	--	8 1.3	6-2	9	11	0	3	36	6.0
Murray, Desean	2018	1-1	29	29.0	4-10	.400	3-6	.500	4-4	1.000	4 4	8 8.0	3-0	0	2	0	0	15	15.0
N'diaye, Mamadou	1997-98-99-00	8-8	203	25.4	19-47	.404	0-0	.000	18-28	.643	9 17	58 7.3	31-3	5	11	18	6	56	7.0
Neysmith, Tony	2010-11-12	3-0	29	0.0	0-3	.000	0-0	.000	0-0	.000	1 2	3 1.0	1-0	1	1	0	2	0	0.0
Norris, Moochie	1995	2-2	74	37.0	12-22	.545	7-12	.583	7-8	.875	0 6	6 3.0	4-0	6	8	0	4	38	19.0
O'Connor, Michael	2005	1-0	2	2.0	1-2	.500	1-1	1.000	0-0	.000	0 0	0 0.0	1-0	0	0	0	0	3	3.0
Okeke, Chuma	2018-19	5-4	125	25.0	16-36	.444	6-16	.375	9-13	.692	15 18	33 6.6	13-0	5	10	6	9	47	9.4
Patrick, Larry	1990-91	4-0	60	15.0	7-20	.350	1-6	.167	3-3	1.000	--	4 1.0	7-0	2	0	0	1	14	3.5

ALL-TIME SEC TOURNAMENT CAREER STATISTICS

Player	Year	GP-GS	Min	Avg	FG-A	Pct	3FG-A	Pct	FT-A	Pct	Off Def	Tot Avg	PF-FO	A	TO	Blk	Stl	Pts	Avg
Payne, Allen	2011-13-14	3-3	62	20.7	6-15	.400	1-4	.250	0-0	.000	2 4	6 2.0	7-0	2	8	0	1	13	4.4
Person, Adrian	1999	2-0	14	7.0	1-7	.143	0-3	.000	0-0	.000	-- --	5 2.5	3-0	0	1	0	0	2	1.0
Person, Chuck	1983-84-85-86	9-9	320	35.6	71-133	.534	-- --	-- --	17-19	.895	-- --	60 6.7	19-1	9	16	2	9	159	17.7
Person, Wesley	1991-93-94	5-5	183	36.6	40-81	.494	11-24	.458	12-20	.600	0 18	35 7.0	11-0	11	11	5	15	103	20.6
Pohlman, Scott	1998-99-00-01	7-4	173	24.7	19-54	.352	7-27	.259	15-17	.882	2 5	12 1.7	15-1	5	11	0	7	60	8.6
Poindexter, Frank	1980-81-82	5-1	129	25.8	17-35	.486	-- --	-- --	9-13	.692	-- --	13 2.6	9-0	4	4	0	6	43	8.6
Porter, Chris	1999	2-2	60	30.0	11-26	.423	1-3	.333	11-13	.846	-- --	14 7.0	5-0	2	4	0	6	34	17.0
Price, Bubba	1979-80	5-5	201	40.2	32-50	.640	-- --	-- --	16-26	.615	-- --	19 3.8	13-0	24	14	0	10	80	16.0
Price, Jordan	2013	1-1	15	15.0	2-4	.500	1-2	.500	0-0	.000	1 0	1 1.0	1-0	1	1	0	1	5	5.0
Prowell, Quan	2007-08	2-1	35	17.5	7-8	.875	2-2	1.000	2-2	1.000	2 5	7 3.5	8-1	0	5	0	0	18	9.0
Purifoy, Danjel	2017-19	5-1	97	19.4	11-22	.500	8-17	.471	4-4	1.000	6 10	16 3.2	5-0	4	2	2	4	34	6.8
Reed, DeWayne	2007-08-09-10	5-4	160	32.0	18-55	.327	7-30	.250	7-8	.875	0 10	10 2.0	10-0	27	11	0	3	50	10.0
Reed, Trayvon	2015	1-0	13	13.0	0-0	.000	0-0	.000	1-2	.500	1 1	2 2.0	3-0	0	1	0	0	1	1.0
Rice, T.J.	2012	1-0	0	0.0	0-0	.000	0-0	.000	0-0	.000	0 0	0 0.0	0-0	0	0	0	0	0	0.0
Robertson, Quantez	2006-07-08-09	5-5	153	30.6	14-30	.467	4-11	.364	9-12	.750	3 6	9 1.8	15-1	14	6	1	9	41	8.2
Robinson, Brandon	2002-03-04	4-1	83	20.8	17-29	.586	1-4	.250	3-5	.600	8 9	17 4.3	10-0	2	4	1	3	38	9.5
Robinson, Doc	1997-98-99-00	8-8	249	31.1	25-75	.333	10-31	.323	22-25	.880	1 9	27 3.0	16-0	27	25	3	4	82	10.3
Rogers, Chris	2005	1-0	2	2.0	0-0	.000	0-0	.000	0-0	.000	1 0	1 1.0	0-0	1	0	0	0	0	0.0
Ross, Earnest	2010-11	2-1	41	20.5	1-10	.100	0-5	.000	2-2	1.000	2 3	5 2.5	3-0	1	2	0	1	4	2.0
Ross-Miller, K.C.	2015	4-4	118	29.5	9-29	.310	3-5	.600	20-28	.714	5 13	18 4.5	11-0	11	8	0	5	41	10.3
Sawyer, Rick	1982	1-0	1	1.0	0-0	.000	-- --	-- --	0-0	.000	-- --	1 0.5	0-0	0	0	0	0	0	0.0
Shamsid-Deen, Tahj	2014	1-1	31	31.0	1-10	.100	1-5	.200	1-2	.500	0 0	0 0.0	1-0	2	1	0	1	4	4.0
Sharp, Reggie	1999-00-01	5-0	57	11.4	3-12	.250	2-9	.222	0-0	.000	0 2	3 0.6	3-0	4	3	0	1	8	1.6
Smith, Abe	1999-00	3-0	3	1.0	0-1	.000	0-0	.000	1-2	.500	-- --	0 0.0	0-0	0	1	0	0	1	0.3
Smith, Bryant	1996-97-98-99	7-3	17	2.4	19-43	.442	5-16	.313	9-13	.692	-- --	26 3.7	13-0	8	9	0	9	52	7.4
Smith, Jabari	2022	1-1	31	31.0	5-16	.313	3-10	.300	4-6	.667	1 8	9 9.0	2-0	4	1	2	2	17	17.0
Smith, LaRon	2017	1-0	7	7.0	0-0	.000	0-0	.000	0-0	.000	0 1	1 1.0	2-0	0	0	0	0	0	0.0
Smith, Leonard	1994	2-0	26	13.0	0-4	.000	0-0	.000	1-2	.500	0 1	1 0.5	3-0	0	1	0	1	1	0.5
Smith, Richard	1990	2-0	16	8.0	0-1	.000	0-0	.000	1-2	.500	-- --	2 1.0	3-0	0	2	0	0	1	0.5
Spencer, Dylan	2011	2-0	1	1.0	0-0	.000	0-0	.000	0-0	.000	0 0	0 0.0	0-0	0	0	0	0	0	0.0
Spencer, Horace	2016-18-19	6-2	136	22.7	12-25	.480	1-2	.500	9-14	.643	11 15	26 4.3	17-0	2	7	13	11	34	5.7
Stockton, Cole	2015-16	2-0	3	1.5	1-3	.333	1-2	.500	0-0	.000	0 0	0 0.0	0-0	0	0	0	0	3	1.5
Strickland, Vern	1984	3-0	58	19.3	5-8	.625	-- --	-- --	0-0	.000	-- --	10 3.3	3-0	4	2	0	2	10	3.3
Stringer, Eric	1979-80-81	6-5	213	35.5	22-32	.688	-- --	-- --	9-15	.600	-- --	9 1.5	11-0	27	12	0	8	53	8.8
Stuart, Shawn	1994	2-2	30	15.0	1-3	.333	1-1	1.000	0-0	.000	0 2	2 1.0	9-1	4	3	0	1	3	1.5
Sullivan, Frankie	2009-10-12-13	5-3	153	30.6	27-62	.436	9-38	.237	19-24	.792	3 8	11 2.2	11-0	4	11	3	6	82	16.4
Swinson, Aaron	1993-94	3-3	103	34.3	19-37	.514	0-0	.000	5-11	.455	0 29	29 9.7	7-1	3	7	1	0	43	14.3
Thompson, Alex	2014-15	5-0	67	13.4	6-14	.429	3-8	.375	3-7	.429	3 5	8 1.6	15-0	2	1	2	2	18	3.6
Tolbert, Frank	2005-06-07-08	5-5	161	32.2	20-47	.426	7-19	.368	15-20	.750	14 11	25 5.0	18-1	2	15	4	2	62	12.4
Traore, Yohan	2023	1-0	1	1.0	0-0	.000	0-0	.000	0-0	.000	0 0	0 0.0	1-0	0	0	0	0	0	0.0
Tucker, Rodney	2003	1-0	2	2.0	0-2	.000	0-0	.000	0-0	.000	0 0	0 0.0	0-0	0	0	0	0	0	0.0
Turner, Greg	1982-83-84	6-3	151	25.2	17-36	.472	-- --	-- --	11-20	.550	-- --	21 3.5	15-0	3	8	1	1	45	7.5
Valavicius, Rich	1979	3-3	126	42.0	11-25	.440	-- --	-- --	3-4	.750	-- --	11 3.7	8-0	7	7	1	1	25	8.3
Waddell, Devin	2015-16	5-1	72	14.4	2-8	.250	0-2	.000	2-3	.667	6 7	13 2.6	13-0	3	2	1	0	6	1.2
Wade, Dion	2014	1-0	12	12.0	1-3	.333	1-2	.500	0-1	.000	0 1	1 1.0	0-0	0	0	0	0	3	3.0
Walker, Jonathan	2016	1-0	2	2.0	0-0	.000	0-0	.000	0-0	.000	1 1	2 2.0	0-0	0	0	0	0	0	0.0
Wallace, Josh	2011-12-13	3-3	93	31.0	7-14	.500	0-1	.000	2-2	1.000	3 8	11 3.7	8-0	12	3	0	4	16	5.3
Waller, Tay	2009-10	3-3	103	34.3	9-28	.321	7-22	.318	3-5	.600	3 10	13 4.3	10-0	8	3	0	5	28	9.3
Watson, Nathan	2003-04-05	5-2	135	19.5	14-28	.500	5-12	.417	5-7	.714	6 8	14 2.8	11-0	8	9	2	6	38	7.6
Weems, Lance	1993-94-95-96	7-5	171	24.4	13-37	.351	9-19	.474	8-19	.800	0 7	12 1.7	15-0	9	14	3	3	43	6.1
White, Gerald	1984-85-86-87	10-10	304	30.4	20-68	.294	5-12	.417	13-15	.867	-- --	20 2.0	27-0	56	28	0	9	58	5.8
Wiley, Aubrey	1993-94	3-3	87	29.0	15-29	.517	0-1	.000	5-8	.625	0 27	27 9.0	6-0	3	3	1	2	35	11.7
Wiley, Austin	2017-19	4-1	31	7.8	7-11	.636	0-0	.000	2-2	1.000	2 3	5 1.3	6-0	1	2	2	1	16	4.0
Williams, Jaylin	2022-23	2-1	38	19.0	2-8	.250	0-3	.000	4-4	1.000	1 1	2 1.0	0-0	2	2	0	2	8	4.0
Williams Jr., Larry	2008	1-0	1	1.0	0-0	.000	0-0	.000	0-0	.000	0 0	0 0.0	0-0	0	0	0	0	0	0.0
Williams, Franklin	1995-96-97-98	7-1	107	15.3	6-21	.286	4-11	.364	4-13	.308	0 4	13 1.9	11-0	2	5	0	3	21	3.0
Williams, New	2016	1-0	2	2.0	0-1	.000	0-0	.000	0-0	.000	0 0	0 0.0	0-0	0	0	0	0	0	0.0
Wrencher, Champ	1989-90-91	5-0	44	8.8	5-8	.625	0-2	.000	1-2	.500	-- --	5 1.0	4-3	1	3	0	1	11	2.2
Young, Ian	2004-05	3-3	106	35.3	8-33	.242	6-19	.316	8-10	.800	1 13	14 4.7	7-0	8	10	1	6	30	10.0

TEAM GAME-BY-GAME

Opponent	PTS	FG-A	Pct.	3FG-A	Pct.	FT-A	Pct.	O-D-TOT	PF	A	TO	STL	BLK
Auburn	82	28-63	.444	9-19	.474	17-25	.680	14-24-38	32	18	15	5	10
vs. Baylor	88	26-60	.433	9-19	.474	27-34	.794	14-24-38	22	10	15	10	4
Auburn	86	29-70	.414	11-32	.344	17-20	.850	15-31-46	19	21	11	6	7
vs. SE Louisiana	71	25-63	.397	5-14	.357	16-22	.727	10-23-33	19	6	9	5	1
Auburn	83	31-58	.534	9-20	.450	12-16	.750	9-26-35	18	22	13	6	5
vs. Notre Dame	59	21-62	.339	2-26	.077	15-19	.789	14-21-35	16	9	13	9	2
Auburn	77	25-52	.481	8-24	.333	19-27	.704	11-23-34	17	20	13	4	3
vs. St. Bonaventure	60	23-58	.397	3-24	.125	11-13	.846	12-20-32	20	12	16	5	1
Auburn	84	26-55	.473	6-24	.250	26-36	.722	13-35-48	17	19	13	9	6
vs. Alabama A&M	54	19-57	.333	3-15	.200	13-17	.765	6-21-27	26	6	14	3	8
Auburn	74	24-62	.387	2-16	.125	24-36	.667	17-23-40	22	12	8	11	7
vs. Virginia Tech	57	14-51	.275	6-20	.300	23-31	.742	17-27-44	25	7	21	5	2
Auburn	64	26-66	.394	3-27	.111	9-19	.474	20-28-48	18	17	10	3	2
at Appalachian State	69	22-51	.431	8-17	.471	17-23	.739	6-26-32	13	9	7	6	2
Auburn	104	35-72	.486	14-29	.483	20-23	.870	11-28-39	21	25	3	8	3
vs. Indiana	76	24-56	.429	6-17	.353	22-29	.759	8-27-35	22	14	12	2	4
Auburn	87	34-64	.531	7-21	.333	12-15	.800	9-27-36	16	19	7	9	5
vs. UNC Asheville	62	23-51	.451	7-17	.412	9-18	.500	4-22-26	9	14	14	6	1
Auburn	91	29-61	.475	8-21	.381	25-32	.781	10-25-35	22	18	8	9	7
vs. USC	75	24-60	.400	6-19	.316	21-26	.808	13-25-38	22	9	15	4	3
Auburn	82	25-54	.463	6-24	.250	26-32	.813	11-30-41	13	14	18	11	5
vs. Alabama State	62	22-56	.393	4-18	.222	14-16	.875	6-21-27	24	7	18	14	5
Auburn	101	37-66	.561	11-25	.440	16-21	.762	15-31-46	14	23	9	7	8
vs. Chattanooga	66	22-61	.361	11-33	.333	11-16	.688	7-16-23	18	16	10	5	3
Auburn	88	31-63	.492	12-35	.343	14-18	.778	11-26-37	11	19	6	6	5
vs. Penn	66	25-61	.410	10-28	.357	8-14	.571	12-23-35	12	11	13	4	2
Auburn	83	34-70	.486	7-18	.389	8-11	.727	11-35-46	14	16	7	5	5
at Arkansas	51	18-58	.310	7-24	.292	8-15	.533	7-25-32	11	8	13	4	4
Auburn	66	20-51	.392	5-22	.227	21-26	.808	8-26-34	15	18	12	7	6
vs. Texas A&M	55	18-62	.290	3-19	.158	16-19	.842	19-25-44	20	8	19	11	2
Auburn	93	28-61	.459	10-25	.400	27-31	.871	8-24-32	18	20	8	15	7
vs. LSU	78	25-60	.417	9-23	.391	19-25	.760	12-27-39	21	12	16	6	3
Auburn	80	27-58	.466	8-25	.320	18-22	.818	14-25-39	22	13	10	9	5
at Vanderbilt	65	20-53	.377	4-18	.222	21-30	.700	13-17-30	18	4	11	8	2
Auburn	82	32-55	.582	8-18	.444	10-11	.909	10-19-29	17	19	16	9	5
vs. Ole Miss	59	21-57	.368	4-17	.235	13-18	.722	16-14-30	13	11	17	10	3
Auburn	75	28-67	.418	5-25	.200	14-18	.778	12-29-41	20	11	11	10	10
at Alabama	79	26-68	.382	11-30	.367	16-19	.842	16-30-46	19	13	14	6	3
Auburn	58	19-56	.339	6-24	.250	14-16	.875	6-24-30	16	12	11	8	6
at Mississippi State	64	25-57	.439	5-21	.238	9-18	.500	14-31-45	13	11	14	5	3
Auburn	81	28-63	.444	10-26	.385	15-21	.714	12-33-45	21	21	13	5	7
vs. Vanderbilt	54	15-56	.268	4-17	.235	20-28	.714	11-23-34	20	6	12	6	5
Auburn	91	35-64	.547	12-27	.444	9-13	.692	14-28-42	16	25	11	4	6
at Ole Miss	77	28-62	.452	8-19	.421	13-17	.765	8-18-26	14	20	8	5	6
Auburn	99	27-64	.422	5-19	.263	40-50	.800	15-27-42	28	15	5	13	12
vs. Alabama	81	22-59	.373	9-26	.346	28-35	.800	14-21-35	33	8	15	2	5
Auburn	65	24-57	.421	3-17	.176	14-26	.538	14-27-41	18	10	15	1	2
at Florida	81	27-67	.485	7-21	.333	20-26	.769	16-27-43	24	9	7	10	6
Auburn	101	36-59	.633	12-20	.600	17-19	.895	5-24-29	18	22	7	10	6
vs. South Carolina	61	18-52	.357	3-15	.200	22-28	.786	11-18-29	19	5	13	6	4
Auburn	59	17-55	.309	4-22	.182	21-30	.700	14-22-36	16	11	11	8	5
vs. Kentucky	70	24-54	.444	4-13	.308	18-24	.750	10-29-39	23	10	12	8	3
Auburn	97	36-58	.621	14-26	.538	11-16	.688	8-25-33	24	16	9	3	5
at Georgia	76	24-55	.436	3-14	.214	25-31	.806	7-17-24	17	5	6	6	2
Auburn	84	27-59	.458	9-22	.409	21-28	.750	9-21-30	25	20	16	11	3
at Tennessee	92	28-55	.509	9-17	.529	27-35	.771	10-27-37	21	13	14	6	5
Auburn	78	28-56	.500	9-19	.474	13-17	.765	8-22-30	19	19	10	8	9
vs. Mississippi State	63	22-56	.393	7-20	.350	12-20	.600	14-22-36	18	11	13	6	2
Auburn	101	34-65	.523	8-23	.348	25-29	.862	14-27-41	25	16	11	4	8
at Missouri	74	19-56	.339	5-15	.333	31-35	.886	10-18-28	25	7	11	7	6
Auburn	92	33-64	.516	11-23	.478	15-25	.600	10-26-36	21	29	11	8	6
vs. Georgia	78	27-64	.422	7-22	.318	17-30	.567	14-24-38	17	9	11	7	0

TEAM GAME-BY-GAME | SPECIALTY STATISTICS

Opponent	P.O.T.	PAINT	2ND CH PTS	FTBRK	BENCH	DUNKS	TIME LEADING	TIME TRAILING	TIMES TIED
Auburn	16	34	12	14	39	1	25:20	11:08	5
vs. Baylor	18	32	17	9	25	0	11:08	25:20	5
Auburn	10	36	17	12	46	2	35:29	3:39	0
vs. SE Louisiana	12	32	19	11	9	0	3:39	35:29	0
Auburn	24	38	13	7	30	3	39:33	0:00	1
vs. Notre Dame	8	36	16	2	21	1	0:00	39:33	1
Auburn	24	32	16	10	25	4	38:06	00:54	3
vs. St. Bonaventure	15	32	11	7	22	2	00:54	38:06	3
Auburn	13	40	16	20	49	8	39:27	0:00	0
vs. Alabama A&M	15	28	3	13	41	0	0:00	39:27	0
Auburn	30	42	26	13	33	5	39:07	0:00	0
vs. Virginia Tech	5	14	14	3	29	0	0:00	39:07	0
Auburn	10	42	15	6	27	4	8:37	26:47	7
at Appalachian State	15	22	4	7	40	0	26:47	8:37	7
Auburn	15	32	11	20	40	3	27:23	10:59	2
vs. Indiana	2	30	8	10	21	0	10:59	27:23	2
Auburn	17	50	11	23	51	5	35:00	1:31	4
vs. UNC Asheville	7	28	9	8	17	2	1:31	35:00	4
Auburn	19	42	12	12	36	4	37:10	2:27	0
vs. USC	5	32	10	8	30	1	2:27	37:10	0
Auburn	19	36	15	20	31	3	35:37	2:05	3
vs. Alabama State	12	22	4	11	20	1	2:05	35:37	3
Auburn	15	52	17	14	43	9	39:21	0:00	0
vs. Chattanooga	2	20	4	0	20	2	0:00	39:21	0
Auburn	15	28	10	11	39	3	39:17	0:00	0
vs. Penn	5	26	11	7	16	0	0:00	39:17	0
Auburn	10	48	13	17	46	6	30:30	5:48	6
at Arkansas	6	18	4	7	9	3	5:48	30:30	6
Auburn	17	28	1	14	26	7	29:19	8:02	3
vs. Texas A&M	9	22	10	3	6	0	8:02	29:19	3
Auburn	24	32	10	26	49	6	37:02	2:07	0
vs. LSU	10	30	14	12	37	0	2:07	37:02	0
Auburn	11	36	29	9	29	4	37:32	1:00	2
at Vanderbilt	9	20	16	5	18	0	1:00	37:32	2
Auburn	22	42	22	8	40	5	38:05	00:40	2
vs. Ole Miss	17	28	17	11	18	1	00:40	38:05	2
Auburn	15	38	12	8	29	5	7:49	31:08	2
at Alabama	18	30	21	11	27	4	31:08	7:49	2
Auburn	16	20	3	12	26	4	1:49	31:18	8
at Mississippi State	9	34	12	12	7	3	31:18	1:49	8
Auburn	14	32	11	14	23	3	39:20	00:00	0
vs. Vanderbilt	12	22	8	9	6	0	00:00	39:20	0
Auburn	11	44	15	9	36	5	11:46	25:45	4
at Ole Miss	13	32	9	10	8	2	25:45	11:46	4
Auburn	22	40	24	26	31	2	34:56	3:43	5
vs. Alabama	10	26	12	8	8	1	3:43	34:56	5
Auburn	7	40	14	8	31	4	0:00	39:39	0
at Florida	16	38	14	10	28	2	39:39	0:00	0
Auburn	25	36	5	16	39	5	35:16	2:58	1
vs. South Carolina	8	30	13	2	1	1	2:58	35:16	1
Auburn	10	26	10	9	28	0	0:00	38:39	1
vs. Kentucky	23	36	20	13	15	4	38:39	0:00	1
Auburn	8	38	4	17	17	1	38:33	0:00	3
at Georgia	10	36	11	3	16	0	0:00	38:33	3
Auburn	11	30	13	11	27	1	5:27	31:57	8
at Tennessee	18	28	7	8	18	3	31:57	5:27	8
Auburn	8	28	10	12	26	2	39:39	0:00	0
vs. Mississippi State	13	30	10	12	13	4	0:00	39:39	0
Auburn	12	48	22	18	35	4	37:09	2:05	1
at Missouri	6	22	7	7	19	0	2:05	37:09	1
Auburn	19	36	18	20	34	6	39:14	0:00	0
vs. Georgia	17	38	18	2	21	3	0:00	39:14	0



K.D. JOHNSON
 G | 6-0 | 190 | Sr.
 Atlanta, Ga.
 (Hargrave Military Academy (Va.))



SEASON SUPERLATIVES

Points: 14 vs. Texas A&M (1/9/24), vs. Indiana (12/9/23)
Field Goals Made: 5 vs. Indiana (12/9/23)
Field Goals Attempted: 10 vs. Kentucky (2/17/24), vs. Alabama (2/7/24)
3-Point Field Goals Made: 3 vs. Alabama State (12/22/23)
3-Point Field Goals Attempted:
 5 vs. Alabama State (12/22/23), vs. Southeastern Louisiana (11/10/23)
Free Throws Made: 6 vs. LSU (1/13/24), vs. Notre Dame (11/16/23)
Free Throws Attempted: 7 vs. Notre Dame (11/16/23)
Rebounds: 5 vs. Penn (1/2/24)
Assists: 4 vs. Penn (1/2/24)
Blocks: 2 vs. St. Bonaventure (11/17/23)
Steals: 4 vs. UNC Asheville (12/13/23)
Minutes Played: 25 vs. Kentucky (2/17/24)
Double-Figure Games: 8
20-Point Games: None
10-Rebound Games: None
5-Steal Games: None
Double-Doubles: None
Dunks: 5

CAREER SUPERLATIVES

Points: 27 vs. UConn (11/24/21)
Field Goals Made: 9 at Tennessee (2/10/21), vs. Auburn (1/13/21)
Field Goals Attempted: 22 at Georgia (2/5/22)
3-Point Field Goals Made: 4 (five times)
3-Point Field Goals Attempted: 9 vs. George Mason (11/7/22)
Free Throws Made: 11 vs. UConn (11/24/21)
Free Throws Attempted: 16 vs. UConn (11/24/21)
Rebounds: 8 at Alabama (1/11/22)
Assists: 7 vs. Jacksonville State (3/18/22)
Blocks: 2 vs. St. Bonaventure (11/17/23), vs. Auburn (1/13/21)
Steals: 5 vs. UConn (11/24/21), vs. Syracuse (11/26/21)
Minutes Played: 37 vs. UConn (11/24/21)
Double-Figure Games: 59
20-Point Games: 9
10-Rebound Games: None
5-Steal Games: 2
Double-Doubles: None
Dunks: 11

CAREER HONORS

- 2022-23 Preseason All-SEC Second Team
- 2020-21 SEC All-Freshman Team
- SEC Freshman of the Week (Jan. 18, 2021)

2023-24 GAME-BY-GAME STATISTICS

Opponent	GS	Min.	FG-A	3FG-A	FT-A	O-D-T	PF	A	TO	BLK	STL	PTS
vs. Baylor	16	3-5	0-1	0-0	0-0-0	4	0	1	0	1	6	
SE Louisiana	19	4-9	2-5	3-3	0-2-2	2	3	0	0	0	13	
vs. Notre Dame	22	1-6	0-2	6-7	0-3-3	2	0	1	0	1	8	
vs. St. Bonaventure	18	4-7	1-4	0-0	0-0-0	2	3	0	2	1	9	
Alabama A&M	11	2-4	1-3	1-2	0-2-2	3	1	1	1	0	6	
Virginia Tech	12	1-6	0-3	0-0	0-2-2	6	0	1	0	1	2	
at App State	8	0-3	0-3	0-0	1-1-2	1	1	0	0	1	0	
vs. Indiana	19	5-9	1-2	3-3	0-2-2	3	3	0	0	1	14	
vs. UNC Asheville	15	2-4	1-2	1-2	0-3-3	2	2	0	0	4	6	
USC	17	2-6	0-2	1-2	1-0-1	3	0	3	0	1	5	
Alabama State	15	3-6	3-5	4-4	1-1-2	1	0	1	0	2	13	
Chattanooga	19	2-4	2-2	0-0	0-1-1	3	1	0	0	0	6	
Penn	22	3-6	1-4	4-6	2-3-5	1	4	0	0	1	11	
at Arkansas	19	2-8	0-2	2-2	0-2-2	2	2	1	0	0	6	
Texas A&M	21	4-8	2-3	4-6	1-2-3	0	2	0	0	2	14	
LSU	21	1-6	0-2	6-6	0-3-3	3	1	0	0	0	8	
at Vanderbilt	17	0-4	0-3	2-4	0-1-1	4	1	1	0	2	2	
Ole Miss	19	3-8	1-4	1-1	0-2-2	3	1	1	0	2	8	
at Alabama	22	3-7	0-4	2-2	0-2-2	4	2	2	1	0	8	
at Mississippi St.	22	1-6	0-2	0-0	0-1-1	1	1	1	0	3	2	
Vanderbilt	14	0-2	0-0	2-2	0-0-0	1	0	2	0	1	2	
at Ole Miss	13	4-4	1-1	2-2	1-1-2	2	3	0	0	1	11	
Alabama	21	2-10	1-3	2-4	0-0-0	3	1	0	1	3	7	
at Florida	20	4-7	1-4	3-6	0-3-3	1	0	3	0	0	12	
South Carolina	19	2-3	1-2	4-4	0-2-2	4	1	1	0	3	9	
Kentucky	25	3-10	0-2	0-0	1-1-2	3	1	1	2	1	6	
at Georgia	21	3-6	2-4	0-0	0-1-1	5	3	2	0	0	8	
at Tennessee	16	2-5	1-2	5-5	0-0-0	3	1	1	0	1	10	
Mississippi State	9	1-4	1-4	0-0	0-0-0	0	0	0	1	0	3	
at Missouri	15	1-6	0-3	1-1	0-0-0	5	2	1	0	0	3	
Georgia	14	2-6	1-3	1-2	1-2-3	2	2	1	0	1	6	

JOHNSON'S CAREER STATISTICS


SEASON	TEAM	GP-GS	MIN/AVG	Field Goals		3-Point		F-Throws		Rebounds				Scoring						
				FG-FGA	FG%	3FG-3FGA	3FG%	FT-FTA	FT%	OFF	DEF	TOT	AVG	PF-FO	A	TO	BLK	STL	PTS	AVG
2020-21	UGa	16-0	362/22.6	68-161	.422	24-62	.387	56-91	.615	11	33	44	2.8	45-0	19	34	3	29	216	13.5
2021-22	AUB	34-31	941/27.7	133-345	.386	45-155	.290	106-147	.721	19	78	97	2.9	87-0	53	62	2	64	417	12.3
2022-23	AUB	33-0	722/21.9	90-236	.381	36-108	.333	77-111	.694	15	48	63	1.9	76-0	43	50	1	36	293	8.9
2023-24	AUB	31-1	548/17.7	70-185	.378	24-86	.279	60-76	.789	9	43	52	1.7	79-3	42	27	7	38	224	7.2
TOTAL FOR AUB		98-32	2211/22.6	293-766	.383	105-349	.301	243-334	.728	43	169	212	2.2	242-3	138	139	10	138	934	9.5
TOTAL		114-32	2573/22.6	361-927	.389	129-411	.314	299-425	.704	54	202	256	2.2	287-3	157	173	13	167	1150	10.1

1

ADEN HOLLOWAY

G | 6-1 | 178 | Fr.
Charlotte, N.C.
(Prolific Prep)

****2024 SEC All-Freshman Team****



SEASON SUPERLATIVES

Points: 24 vs. Indiana (12/9/23)
Field Goals Made: 7 vs. Indiana (12/9/23)
Field Goals Attempted: 15 vs. Baylor (11/7/23)
3-Point Field Goals Made: 5 at Georgia (2/24/24), vs. Indiana (12/9/23)
3-Point Field Goals Attempted: 10 vs. LSU (1/13/24)
Free Throws Made: 5 vs. Indiana (12/9/23), vs. Alabama A&M (11/21/23)
Free Throws Attempted: 7 vs. Alabama A&M (11/21/23)
Rebounds: 5 at Arkansas (1/6/24)
Assists: 6 (three times)
Blocks: 1 vs. Baylor (11/7/23)
Steals: 3 vs. Virginia Tech (11/29/23)
Minutes Played: 26 at Appalachian State (12/3/23), vs. Baylor (11/7/23)
Double-Figure Games: 9
20-Point Games: None
10-Rebound Games: None
10-Assist Games: None
5-Steal Games: None
Double-Doubles: None
Dunks: None

CAREER SUPERLATIVES

Points: 24 vs. Indiana (12/9/23)
Field Goals Made: 7 vs. Indiana (12/9/23)
Field Goals Attempted: 15 vs. Baylor (11/7/23)
3-Point Field Goals Made: 5 at Georgia (2/24/24), vs. Indiana (12/9/23)
3-Point Field Goals Attempted: 10 vs. LSU (1/13/24)
Free Throws Made: 5 vs. Indiana (12/9/23), vs. Alabama A&M (11/21/23)
Free Throws Attempted: 7 vs. Alabama A&M (11/21/23)
Rebounds: 5 at Arkansas (1/6/24)
Assists: 6 (three times)
Blocks: 1 vs. Baylor (11/7/23)
Steals: 3 vs. Virginia Tech (11/29/23)
Minutes Played: 26 at Appalachian State (12/3/23), vs. Baylor (11/7/23)
Double-Figure Games: 9
20-Point Games: None
10-Rebound Games: None
10-Assist Games: None
5-Steal Games: None
Double-Doubles: None
Dunks: None

CAREER HONORS

- 2024 SEC All-Freshman Team
- Two-Time SEC Freshman of the Week (11/13/23 and 12/11/23)
- 2023 McDonald's High School All-American

2023-24 GAME-BY-GAME STATISTICS

Opponent	GS	Min.	FG-A	3FG-A	FT-A	O-D-T	PF	A	TO	BLK	STL	PTS
vs. Baylor		26	6-15	4-8	3-5	0-3-3	0	6	3	1	0	19
SE Louisiana		22	4-10	3-8	0-0	0-0-0	2	3	0	0	0	11
vs. Notre Dame	*	22	5-9	4-5	1-1	1-0-1	1	5	2	0	0	15
vs. St. Bonaventure*		24	2-10	2-7	2-2	0-0-0	2	3	2	0	0	8
Alabama A&M	*	22	3-9	2-7	5-7	0-1-1	1	2	0	0	0	13
Virginia Tech	*	22	0-7	0-2	0-0	0-1-1	2	2	1	0	3	0
at App State	*	26	2-10	0-6	4-5	0-0-0	3	2	1	0	0	8
vs. Indiana	*	22	7-11	5-8	5-5	0-1-1	2	2	0	0	0	24
vs. UNC Asheville	*	20	3-11	1-5	0-0	1-1-2	0	5	1	0	0	7
USC	*	23	5-10	4-7	1-2	0-2-2	2	6	0	0	0	15
Alabama State	*	19	2-6	2-6	0-0	0-1-1	1	4	2	0	0	6
Chattanooga	*	21	2-10	2-8	2-2	0-4-4	1	5	0	0	0	8
Penn	*	18	1-5	1-5	0-0	0-1-1	1	6	1	0	1	3
at Arkansas	*	20	2-9	1-4	0-0	1-4-5	1	0	0	0	0	5
Texas A&M	*	18	2-6	2-6	0-0	0-1-1	1	1	1	0	0	6
LSU	*	22	5-13	3-10	0-0	0-1-1	1	3	1	0	1	13
at Vanderbilt	*	19	3-8	2-6	2-2	0-1-1	4	1	1	0	0	10
Ole Miss	*	22	3-7	1-4	2-2	1-0-1	0	3	0	0	1	9
at Alabama	*	22	0-7	0-5	2-3	1-1-2	0	3	1	0	0	2
at Mississippi St.		19	2-8	2-7	1-2	0-2-2	2	1	3	0	0	7
Vanderbilt		15	0-5	0-5	1-2	0-3-3	1	2	1	0	0	1
at Ole Miss		15	2-5	1-4	1-2	0-0-0	1	3	1	0	0	6
Alabama		15	1-6	1-5	3-4	1-0-1	0	1	0	0	1	6
at Florida		15	0-5	0-2	0-0	0-2-2	2	1	0	0	0	0
South Carolina		10	1-3	0-2	0-0	0-2-2	0	3	0	0	1	2
Kentucky		15	1-5	0-3	2-3	0-2-2	0	0	0	0	1	4
at Georgia	*	28	5-10	5-8	0-0	0-1-1	1	3	1	0	0	15
at Tennessee	*	21	2-5	1-3	0-0	0-0-0	4	2	1	0	0	5
Mississippi State	*	21	0-1	0-0	0-0	0-1-1	1	1	1	0	2	0
at Missouri	*	22	3-5	1-3	2-2	0-2-2	2	5	0	0	1	9
Georgia	*	21	2-5	0-3	0-0	0-0-0	0	1	2	0	1	4

HOLLOWAY'S CAREER STATISTICS

SEASON	TEAM	GP-GS	MIN/AVG	Field Goals		3-Point		F-Throws		Rebounds				Scoring						
				FG-FGA	FG%	3FG-3FGA	3FG%	FT-FTA	FT%	OFF	DEF	TOT	AVG	PF-FO	A	TO	BLK	STL	PTS	AVG
2023-24	AUB	31-22	631/20.4	76-236	.322	50-162	.309	39-51	.765	6	38	44	1.4	39-0	85	27	1	13	241	7.8
TOTAL		31-22	631/20.4	76-236	.322	50-162	.309	39-51	.765	6	38	44	1.4	39-0	85	27	1	13	241	7.8

2

JAYLIN WILLIAMS

F | 6-8 | 245 | Gr.

Nahunta, Ga.

(Brantley County HS)

2024 All-SEC Second Team



SEASON SUPERLATIVES

Points: 24 vs. Indiana (12/9/23)
Field Goals Made: 9 vs. Chattanooga (12/30/23)
Field Goals Attempted: 14 vs. Indiana (12/9/23)
3-Point Field Goals Made: 5 vs. South Carolina (2/14/24)
3-Point Field Goals Attempted: 7 vs. South Carolina (2/14/24)
Free Throws Made: 9 vs. Alabama (2/7/24)
Free Throws Attempted: 10 vs. Alabama (2/7/24)
Rebounds: 11 at Alabama (1/24/24)
Assists: 7 vs. Indiana (12/9/23)
Blocks: 2 (five times)
Steals: 3 vs. Alabama A&M (11/21/23)
Minutes Played: 35 vs. Texas A&M (1/9/24)
Double-Figure Games: 20
20-Point Games: 8
10-Rebound Games: 2
5-Steal Games: None
Double-Doubles: 1
Dunks: 31

CAREER SUPERLATIVES

Points: 26 vs. Alabama (2/7/24)
Field Goals Made: 9 vs. Chattanooga (12/30/23), vs. Georgia (2/2/21)
Field Goals Attempted: 15 vs. Mississippi State (1/14/23)
3-Point Field Goals Made: 6 at Ole Miss (1/6/21)
3-Point Field Goals Attempted: 10 at Ole Miss (1/6/21)
Free Throws Made: 9 vs. Alabama (2/7/24)
Free Throws Attempted: 10 vs. Alabama (2/7/24), vs. Tennessee (2/27/21)
Rebounds: 11 (three times)
Assists: 8 vs. Memphis (12/12/20)
Blocks: 5 at Georgia (1/13/21)
Steals: 4 vs. Texas Southern (11/18/22)
Minutes Played: 37 vs. Saint Joseph's (11/26/20)
Double-Figure Games: 62
20-Point Games: 12
10-Rebound Games: 5
Double-Doubles: 2
Dunks: 76

CAREER HONORS

- 2024 All-SEC Second Team
- SEC Player of the Week (12/11/13)
- 2023 Legends Classic All-Tournament Team
- Three-Time SEC Academic Honor Roll (2020-21, 2021-22 and 2022-23)
- 2022-23 SEC Community Service Team
- 2022 Cancun Challenge Tournament MVP (Riviera Division)
- 2022 Cancun Challenge All-Tournament Team (Riviera Division)

2023-24 GAME-BY-GAME STATISTICS

Opponent	GS	Min.	FG-A	3FG-A	FT-A	O-D-T	PF	A	TO	BLK	STL	PTS
vs. Baylor	*	26	2-6	0-1	0-0	2-4-6	1	1	2	1	0	4
SE Louisiana	*	21	2-7	2-5	3-4	2-1-3	1	2	1	2	1	9
vs. Notre Dame	*	22	5-9	1-3	0-0	1-6-7	0	2	1	2	0	11
vs. St. Bonaventure*		22	4-6	0-1	3-3	3-7-10	2	1	2	0	1	11
Alabama A&M	*	18	3-4	1-2	3-4	1-5-6	0	1	0	1	3	10
Virginia Tech	*	13	1-4	0-1	1-1	2-3-5	4	2	1	0	2	3
at App State	*	22	3-5	0-1	0-1	0-3-3	2	0	1	0	0	6
vs. Indiana	*	29	8-14	2-4	6-9	2-4-6	3	7	0	1	1	24
vs. UNC Asheville	*	18	3-6	0-0	2-2	1-3-4	1	3	2	0	2	8
USC	*	26	6-9	2-4	0-1	0-3-3	2	2	0	0	0	14
Alabama State	*	20	7-10	0-3	6-6	0-3-3	2	1	2	0	1	20
Chattanooga	*	18	9-9	2-2	1-1	3-2-5	0	1	1	0	1	21
Penn	*	28	3-7	2-5	0-0	2-1-3	0	3	1	1	0	8
at Arkansas	*	25	5-9	1-3	0-0	0-3-3	0	1	1	0	0	11
Texas A&M	*	35	8-10	1-2	5-5	1-7-8	2	3	1	0	0	22
LSU	*	24	2-2	2-2	3-5	1-6-7	3	3	2	0	1	9
at Vanderbilt	*	28	7-7	2-2	5-5	2-6-8	1	3	1	1	1	21
Ole Miss	*	22	5-7	1-1	2-2	1-0-1	2	1	1	1	0	13
at Alabama	*	29	3-9	0-3	1-2	2-9-11	1	0	2	0	1	7
at Mississippi St.	*	26	3-11	0-4	4-4	2-3-5	0	3	1	0	1	10
Vanderbilt	*	27	7-9	3-4	4-6	1-1-2	3	4	1	0	1	21
at Ole Miss	*	28	6-11	1-4	3-4	2-3-5	2	2	3	0	0	16
Alabama	*	31	8-13	1-3	9-10	1-5-6	3	1	0	2	1	26
at Florida	*	21	3-10	0-1	0-0	0-0-0	1	0	2	0	0	6
South Carolina	*	24	8-11	5-7	2-2	1-1-2	3	1	0	0	2	23
Kentucky	*	24	1-5	0-2	1-2	0-0-0	0	1	1	0	1	3
at Georgia												
at Tennessee		20	4-9	1-4	3-3	1-2-3	3	4	0	0	1	12
Mississippi State	*	22	1-3	0-1	8-8	0-3-3	3	3	1	2	0	10
at Missouri	*	25	5-7	0-1	5-5	0-2-2	1	0	1	2	0	15
Georgia	*	23	6-10	1-2	0-2	1-1-2	2	3	0	0	0	13

WILLIAMS' CAREER STATISTICS

SEASON	TEAM	GP-GS	MIN/AVG	Field Goals		3-Point		F-Throws		Rebounds				Scoring						
				FG-FGA	FG%	3FG-3FGA	3FG%	FT-FTA	FT%	OFF	DEF	TOT	AVG	PF-FO	A	TO	BLK	STL	PTS	AVG
2019-20	AUB	14-0	100/7.1	15-28	.536	1-9	.111	3-3	1.000	8	17	25	1.8	12-0	6	6	5	6	34	2.4
2020-21	AUB	27-27	713/26.4	116-224	.518	32-94	.340	31-49	.633	36	91	127	4.7	66-0	54	49	39	18	295	10.9
2021-22	AUB	33-0	462/14.0	72-151	.477	15-51	.294	27-33	.818	33	55	88	2.7	57-1	27	30	16	8	186	5.6
2022-23	AUB	33-33	918/27.8	136-292	.466	40-113	.354	56-73	.767	41	113	154	4.7	78-2	74	39	25	35	368	11.2
2023-24	AUB	30-29	722/24.1	138-239	.577	31-78	.397	80-97	.825	35	97	132	4.4	48-0	59	32	16	22	387	12.9
TOTAL		137-89	2915/21.3	477-934	.511	119-345	.345	197-255	.773	153	373	526	3.8	261-3	220	156	101	89	1270	9.3

3

TRE DONALDSON

G | 6-3 | 200 | So.

Tallahassee, Fla.

(Florida State Univ. School)



SEASON SUPERLATIVES

Points: 15 vs. UNC Asheville (12/13/23)
Field Goals Made: 6 vs. UNC Asheville (12/13/23)
FG Attempted: 12 at Appalachian State (12/3/23)
3-Point Field Goals Made: 3 at Missouri (3/5/24)
3-Point Field Goals Attempted: 5 (three times)
Free Throws Made: 4 (three times)
Free Throws Attempted: 4 (four times)
Rebounds: 7 (three times)
Assists: 6 (three times)
Blocks: None
Steals: 2 (five times)
Minutes Played: 25 at Ole Miss (2/3/24)
Double-Figure Games: 9
20-Point Games: None
10-Rebound Games: None
5-Steal Games: None
Double-Doubles: None
Dunks: 2

CAREER SUPERLATIVES

Points: 15 vs. UNC Asheville (12/13/23)
Field Goals Made: 6 vs. UNC Asheville (12/13/23)
Field Goals Attempted: 12 at Appalachian State (12/3/23)
3-Point Field Goals Made: 3 at Missouri (3/5/24), vs. Iowa (3/16/23)
3-Point Field Goals Attempted: 5 (three times)
Free Throws Made: 4 (three times)
Free Throws Attempted: 4 (four times)
Rebounds: 7 (three times)
Assists: 7 at Washington (12/21/22)
Blocks: 1 vs. Houston (3/18/23)
Steals: 4 at USC (12/18/22)
Minutes Played: 25 at Ole Miss (2/3/24)
Double-Figure Games: 11
20-Point Games: None
10-Rebound Games: None
Double-Doubles: None
Dunks: 4

CAREER HONORS

• 2022-23 First-Year SEC Academic Honor Roll

2023-24 GAME-BY-GAME STATISTICS

Opponent	GS	Min.	FG-A	3FG-A	FT-A	O-D-T	PF	A	TO	BLK	STL	PTS
vs. Baylor	*	14	2-3	0-1	2-2	0-3-3	4	1	4	0	0	6
SE Louisiana	*	18	1-4	1-2	0-0	0-3-3	2	4	1	0	0	3
vs. Notre Dame		16	4-6	2-4	0-0	0-1-1	2	5	0	0	1	10
vs. St. Bonaventure		16	1-2	1-2	0-0	0-0-0	0	3	3	0	0	3
Alabama A&M	*	21	2-5	0-1	2-2	1-2-3	1	3	3	0	0	6
Virginia Tech		18	4-6	1-1	0-0	2-0-2	0	3	0	0	1	9
at App State		23	5-12	2-5	0-0	2-1-3	1	5	2	0	1	12
vs. Indiana		18	4-7	2-4	0-0	0-7-7	1	3	0	0	2	10
vs. UNC Asheville		19	6-8	0-2	3-4	0-0-0	2	2	1	0	0	15
USC		16	3-4	0-0	1-1	0-2-2	0	5	1	0	2	7
Alabama State		20	2-5	1-2	0-1	0-3-3	1	4	3	0	1	5
Chattanooga		16	1-3	0-1	4-4	1-1-2	0	4	0	0	0	6
Penn		21	2-9	2-5	0-0	1-3-4	0	3	0	0	1	6
at Arkansas		20	5-6	1-1	0-0	0-7-7	1	4	1	0	0	11
Texas A&M		21	1-5	0-3	2-2	0-0-0	0	6	3	0	0	4
LSU		17	3-5	0-1	4-4	1-2-3	0	3	1	0	2	10
at Vanderbilt		21	2-3	1-2	0-0	0-2-2	3	0	3	0	0	5
Ole Miss		17	1-2	1-2	0-0	0-0-0	1	3	1	0	1	3
at Alabama		18	3-5	2-3	0-0	0-1-1	0	3	0	0	1	8
at Mississippi St.	*	21	2-5	0-1	2-3	0-3-3	1	2	1	0	2	6
Vanderbilt	*	23	1-5	0-1	0-0	2-5-7	1	5	4	0	2	2
at Ole Miss	*	25	4-8	2-3	0-0	0-0-0	0	6	1	0	1	10
Alabama	*	23	5-9	0-0	4-4	1-5-6	1	4	2	0	1	14
at Florida	*	24	2-5	0-3	0-0	0-3-3	1	2	3	0	1	4
South Carolina	*	20	5-8	0-0	1-1	0-0-0	1	4	0	0	2	11
Kentucky	*	11	0-3	0-1	1-2	0-3-3	4	0	2	0	1	1
at Georgia		12	0-2	0-1	0-1	0-2-2	1	0	0	0	0	0
at Tennessee		17	0-1	0-0	0-0	0-1-1	2	3	1	0	1	0
Mississippi State		19	2-6	0-1	0-0	0-0-0	3	6	0	0	0	4
at Missouri		19	3-9	3-5	0-0	0-2-2	3	2	0	0	1	9
Georgia		19	3-7	1-2	0-0	0-2-2	0	2	1	0	1	7

DONALDSON'S CAREER STATISTICS

SEASON	TEAM	GP-GS	MIN/AVG	Field Goals		3-Point		F-Throws		Rebounds				Scoring						
				FG-FGA	FG%	3FG-3FGA	3FG%	FT-FTA	FT%	OFF	DEF	TOT	AVG	PF-FO	A	TO	BLK	STL	PTS	AVG
2022-23	AUB	32-0	337/10.5	28-73	.384	13-32	.406	11-20	.550	3	43	46	1.4	32-1	39	19	1	21	80	2.5
2023-24	AUB	31-10	588/19.0	79-168	.470	23-60	.383	26-31	.839	11	64	75	2.4	37-0	100	42	0	26	207	6.7
TOTAL		63-10	924/14.7	107-241	.444	36-92	.391	37-51	.725	14	107	121	1.9	69-1	139	61	1	47	287	4.6

4

JOHNI BROOME

F/C | 6-10 | 240 | Jr.

Plant City, Fla.

(Morehead State)

2024 All-SEC First Team and SEC All-Defensive Team

The Sporting News All-America Third Team



SEASON SUPERLATIVES

Points: 30 vs. Virginia Tech (11/29/23)
Field Goals Made: 11 at Alabama (1/24/24), vs. Virginia Tech (11/29/23)
Field Goals Attempted: 19 vs. Virginia Tech (11/29/23)
3-Point Field Goals Made: 4 vs. South Carolina (2/14/24)
3-Point Field Goals Attempted: 5 at Tennessee (2/28/24), vs. South Carolina (2/14/24)
Free Throws Made: 9 vs. Alabama (2/7/24)
Free Throws Attempted: 13 vs. Virginia Tech (11/29/23)
Rebounds: 14 at Alabama (1/24/24)
Assists: 7 at Ole Miss (2/3/24)
Blocks: 5 (three times)
Steals: 3 (four times)
Minutes Played: 34 at Mississippi State (1/27/24)
Double-Figure Games: 29
30-Point Games: 1
20-Point Games: 6
10-Rebound Games: 11
Double-Doubles: 11
Dunks: 24

CAREER SUPERLATIVES

Points: 32 vs. Murray State (3/5/22)
Field Goals Made: 13 vs. Murray State (3/5/22)
Field Goals Attempted: 21 at Xavier (12/15/21)
3-Point Field Goals Made: 4 vs. South Carolina (2/14/24)
3-Point Field Goals Attempted: 5 (three times)
Free Throws Made: 9 vs. Alabama (2/7/24), vs. Presbyterian (12/6/21)
Free Throws Attempted: 16 vs. Houston (3/18/23)
Rebounds: 18 vs. Georgia (2/1/23), vs. Belmont (1/20/22)
Assists: 7 at Ole Miss (2/3/24)
Blocks: 12 vs. UT Martin (2/16/22)
Steals: 4 vs. Colgate (12/2/22)
Minutes Played: 37 at Murray State (1/29/22)
Double-Figure Games: 112
30-Point Games: 2
20-Point Games: 28
10-Rebound Games: 57
Double-Doubles: 57
Dunks: 93

CAREER HONORS

- USBWA Oscar Robertson National Player of the Week (Feb. 5, 2024)
- SEC Player of the Week (Feb. 5, 2024)
- 2023-24 John R. Wooden Player of the Year Award Late Season Top 20 Watch List
- 2023 Legends Classic MVP and All-Tournament Team
- 2023-24 Naismith Trophy Player of the Year Watch List
- 2023-24 Preseason All-SEC First Team (Coaches and Media)
- 2023-24 Kareem Abdul-Jabbar Center of the Year Award Top 10 Watch List
- 2022-23 All-SEC Second Team
- 2022-23 USBWA All-District IV Team
- 2022 Cancun Challenge All-Tournament Team (Riviera Division)
- 2022-23 First-Year SEC Academic Honor Roll
- 2023 NABC Honors Court
- Two-Time NABC All-District 18 First Team (2020-21 and 2021-22)
- 2021-22 Ohio Valley Conference Defensive Player of the Year
- 2020-21 OVC Freshman of the Year
- Two-Time All-OVC First Team (2020-21 and 2021-22)
- Two-Time OVC All-Tournament Team (2020-21 and 2021-22)

2023-24 GAME-BY-GAME STATISTICS

Opponent	GS	Min.	FG-A	3FG-A	FT-A	O-D-T	PF	A	TO	BLK	STL	PTS
vs. Baylor	*	25	4-10	2-3	6-10	5-6-11	6	2	1	1	0	16
SE Louisiana	*	24	7-12	1-1	3-3	2-9-11	4	2	2	2	1	18
vs. Notre Dame	*	19	7-11	1-2	0-1	2-4-6	4	4	3	1	0	15
vs. St. Bonaventure*	21	17-11	0-2	4-11	1-4-5	3	1	2	0	0	0	18
Alabama A&M	21	3-7	0-2	4-6	2-3-5	2	2	2	0	1	10	
Virginia Tech	*	26	11-19	0-2	8-13	7-6-13	1	0	2	3	1	30
at App State	*	27	10-16	0-3	1-7	4-9-13	2	1	2	2	0	21
vs. Indiana	*	21	1-6	0-1	0-0	2-5-7	4	3	1	2	2	2
vs. UNC Asheville*	20	2-3	0-1	2-2	2-4-5	1	3	0	1	1	1	6
USC	*	23	4-14	0-2	3-3	1-2-3	0	0	0	4	0	11
Alabama State	*	23	5-9	0-2	6-9	3-10-13	2	1	4	3	3	16
Chattanooga	*	20	9-12	0-1	0-1	2-6-8	2	0	1	4	0	18
Penn	*	28	9-10	3-4	3-4	1-11-12	1	2	2	3	1	24
at Arkansas	*	25	7-13	0-2	0-0	3-5-8	1	3	2	2	2	14
Texas A&M	*	28	1-4	0-0	8-10	1-6-7	1	2	2	4	0	10
LSU	*	22	6-12	1-1	5-6	2-5-7	4	1	0	0	3	18
at Vanderbilt	*	24	6-12	0-2	3-5	5-7-12	2	2	1	1	3	15
Ole Miss	*	21	5-9	1-2	2-2	2-3-5	2	2	4	1	3	13
at Alabama	*	25	11-17	1-2	2-2	4-10-14	5	1	1	5	0	25
at Mississippi St.	*	34	5-7	1-1	3-3	0-7-7	2	2	1	3	1	14
Vanderbilt	*	24	7-11	2-2	0-0	3-8-11	2	4	1	5	1	16
at Ole Miss	*	25	7-13	1-3	0-2	2-7-9	4	7	1	3	0	15
Alabama	*	26	7-16	1-4	9-11	1-6-7	0	2	1	5	2	24
at Florida	*	28	6-11	1-2	1-8	1-6-7	3	1	2	2	0	14
South Carolina	*	22	8-15	4-5	1-3	0-2-2	1	0	0	2	0	21
Kentucky	*	31	5-13	0-3	4-4	6-5-11	4	2	1	3	1	14
at Georgia	*	26	7-10	1-2	1-4	5-8-13	3	2	3	2	0	16
at Tennessee	*	33	9-16	2-5	3-7	2-7-9	0	5	3	1	2	23
Mississippi State	*	25	7-13	1-2	2-4	2-4-6	3	1	1	1	0	25
at Missouri	*	24	7-14	0-2	3-5	3-5-8	2	2	1	3	0	17
Georgia	*	25	4-10	0-1	6-8	0-6-6	3	5	2	2	1	14

BROOME'S CAREER STATISTICS

SEASON	TEAM	Field Goals			3-Point		F-Throws		Rebounds				Scoring							
		GP-GS	MIN/AVG	FG-FGA	FG%	3FG-3FGA	3FG%	FT-FTA	FT%	OFF	DEF	TOT	AVG	PF-FO	A	TO	BLK	STL	PTS	AVG
2020-21	More	30-27	776/25.9	172-302	.570	0-0	.000	68-110	.618	91	179	270	9.0	61-0	20	57	56	18	412	13.7
2021-22	More	34-34	961/28.3	244-440	.555	0-5	.000	84-132	.636	112	246	358	10.5	84-1	41	81	131	24	572	16.8
2022-23	AUB	33-33	875/26.5	194-368	.527	9-31	.290	70-125	.560	96	181	277	8.4	99-4	44	57	78	29	467	14.2
2023-24	AUB	31-30	770/24.8	194-356	.545	24-67	.358	93-155	.600	76	186	262	8.5	74-2	65	49	71	29	505	16.3
TOTAL FOR AUB		64-63	1645/25.7	388-724	.536	33-98	.337	163-280	.582	172	367	539	8.4	173-6	109	106	149	58	972	15.2
TOTAL		128-124	3381/26.4	804-1466	.548	33-103	.320	315-522	.603	375	792	1167	9.1	318-7	170	244	336	100	1956	15.3

5

CHRIS MOORE

F | 6-6 | 220 | Sr.
West Memphis, Ark.
(West Memphis HS)



SEASON SUPERLATIVES

Points: 10 vs. Notre Dame (11/16/23)
Field Goals Made: 3 vs. UNC Asheville (12/13/23), vs. Notre Dame (11/16/23)
Field Goals Attempted: 4 (three times)
3-Point Field Goals Made: 1 (four times)
3-Point Field Goals Attempted: 2 at Mississippi State (1/27/24)
Free Throws Made: 4 vs. Alabama State (12/22/23)
Free Throws Attempted: 4 (three times)
Rebounds: 5 (three times)
Assists: 5 vs. Chattanooga (12/30/23)
Blocks: 2 vs. Baylor (11/7/23)
Steals: 3 vs. Alabama (2/7/24)
Minutes Played: 23 vs. Alabama A&M (11/21/23), vs. Baylor (11/7/23)
Double-Figure Games: 1
20-Point Games: None
10-Rebound Games: None
5-Steal Games: None
Double-Doubles: None
Dunks: 2

CAREER SUPERLATIVES

Points: 16 vs. ULM (11/12/21)
Field Goals Made: 5 at Washington (12/21/22), vs. ULM (11/12/21)
Field Goals Attempted: 9 vs. ULM (11/12/21)
3-Point Field Goals Made:
 3 vs. Texas Southern (11/18/22), vs. Missouri (1/26/21)
3-Point Field Goals Attempted:
 4 vs. Georgia (2/1/23), vs. Texas Southern (11/18/22)
Free Throws Made: 6 vs. ULM (11/12/21)
Free Throws Attempted: 6 at USC (12/18/22), vs. ULM (11/12/21)
Rebounds: 7 vs. Texas Southern (11/18/22)
Assists: 5 vs. Chattanooga (12/30/23)
Blocks: 2 vs. Baylor (11/7/23), vs. Yale (12/4/21)
Steals: 3 (three times)
Minutes Played: 25 at Alabama (3/1/23), vs. Florida (12/28/22)
Double-Figure Games: 6
20-Point Games: None
10-Rebound Games: None
Double-Doubles: None
Dunks: 10

2023-24 GAME-BY-GAME STATISTICS

Opponent	GS	Min.	FG-A	3FG-A	FT-A	O-D-T	PF	A	TO	BLK	STL	PTS
vs. Baylor	*	23	2-4	0-0	0-0	0-2-2	4	1	0	2	0	4
SE Louisiana	*	12	1-2	0-1	0-0	1-1-2	0	1	1	1	0	2
vs. Notre Dame	*	22	3-4	1-1	3-4	3-1-4	0	2	0	0	0	10
vs. St. Bonaventure*	20	1-3	0-1	1-1	1-2-3	0	2	2	0	0	3	
Alabama A&M	*	23	0-1	0-1	0-0	1-4-5	2	2	0	1	0	0
Virginia Tech	*	20	0-2	0-1	0-2	1-0-1	2	0	1	1	0	0
at App State	*	13	0-0	0-0	2-2	2-0-2	1	1	2	0	0	2
vs. Indiana	*	11	1-3	0-1	0-0	0-2-2	1	0	0	0	0	2
vs. UNC Asheville	*	10	3-4	0-1	0-0	0-0-0	0	0	0	0	2	6
USC	*	10	0-2	0-1	3-4	1-1-2	4	1	1	1	0	3
Alabama State	*	14	1-2	0-1	4-4	0-0-0	0	0	0	0	0	6
Chattanooga	*	18	2-2	0-0	2-2	1-0-1	2	5	1	0	0	6
Penn	*	14	1-2	0-1	0-0	0-0-0	1	0	1	0	2	2
at Arkansas	*	14	0-1	0-0	0-0	1-0-1	0	0	2	0	1	0
Texas A&M	*	11	0-2	0-1	0-0	0-0-0	0	0	0	0	0	0
LSU	*	8	0-1	0-1	0-0	0-0-0	1	1	0	1	0	0
at Vanderbilt	*	10	1-3	0-1	0-0	0-0-0	1	1	0	0	0	2
Ole Miss	*	15	1-2	0-0	0-0	0-0-0	0	0	1	0	0	2
at Alabama	*	10	1-1	1-1	0-0	0-0-0	1	0	0	0	0	3
at Mississippi St.	*	11	0-2	0-2	0-0	0-0-0	2	0	0	1	0	0
Vanderbilt	*	12	0-3	0-0	0-0	2-3-5	1	0	0	1	0	0
at Ole Miss	*	11	1-2	1-1	0-0	0-2-2	0	0	0	0	0	3
Alabama	*	15	0-1	0-1	0-0	4-1-5	3	3	2	1	3	0
at Florida	*	11	0-1	0-0	0-0	1-0-1	0	0	0	0	0	0
South Carolina	*	14	0-0	0-0	0-0	2-1-3	1	1	0	0	0	0
Kentucky	*	12	0-1	0-1	1-2	1-1-2	1	0	1	0	1	1
at Georgia	3	0-0	0-0	0-0	0-0-0	0	0	0	0	0	0	0
at Tennessee	DNP											
Mississippi State	6	0-1	0-0	0-0	0-0-0	0	0	0	0	1	0	0
at Missouri	13	2-3	0-1	0-0	2-1-3	1	1	0	0	0	4	4
Georgia	9	1-1	1-1	0-0	0-2-2	2	1	1	0	1	3	3

MOORE'S CAREER STATISTICS

SEASON	TEAM	GP-GS	MIN/AVG	Field Goals		3-Point		F-Throws		Rebounds				Scoring						
				FG-FGA	FG%	3FG-3FGA	3FG%	FT-FTA	FT%	OFF	DEF	TOT	AVG	PF-FO	A	TO	BLK	STL	PTS	AVG
2020-21	AUB	25-0	281/11.3	27-48	.563	6-15	.400	11-19	.579	28	23	51	2.0	28-0	12	18	6	8	71	2.8
2021-22	AUB	25-0	185/7.4	16-37	.432	0-5	.000	10-15	.667	20	15	35	1.4	19-0	6	15	4	8	42	1.7
2022-23	AUB	31-16	448/14.5	37-75	.493	9-22	.409	25-35	.714	36	30	66	2.1	47-0	19	21	9	15	108	3.5
2023-24	AUB	30-26	400/13.3	22-56	.393	4-21	.190	16-21	.762	24	24	48	1.6	31-0	23	16	10	11	64	2.1
TOTAL		111-42	1315/11.8	102-216	.472	19-63	.302	62-90	.689	108	92	200	1.8	125-0	60	70	29	42	285	2.6

10

CHAD BAKER-MAZARA

G/F | 6-7 | 180 | Jr.

Santo Domingo, Dominican Republic
(NW Florida State College)



SEASON SUPERLATIVES

Points: 25 at Georgia (2/24/24)
Field Goals Made: 8 at Georgia (2/24/24)
Field Goals Attempted: 12 at Georgia (2/24/24)
3-Point Field Goals Made: 3 (four times)
3-Point Field Goals Attempted: 6 at Ole Miss (2/3/24)
Free Throws Made: 9 vs. Kentucky (2/17/24)
Free Throws Attempted: 11 vs. Alabama (2/7/24)
Rebounds: 9 at Ole Miss (2/3/24)
Assists: 6 vs. Alabama A&M (11/21/23)
Blocks: 2 (three times)
Steals: 5 vs. LSU (1/13/24)
Minutes Played: 31 vs. Georgia (3/9/24)
Double-Figure Games: 18
20-Point Games: 1
10-Rebound Games: None
5-Steal Games: 1
Double-Doubles: None
Dunks: 8

CAREER SUPERLATIVES

Points: 25 at Georgia (2/24/24)
Field Goals Made: 8 at Georgia (2/24/24), at Fordham (1/27/21)
Field Goals Attempted: 15 at Fordham (1/27/21)
3-Point Field Goals Made: 7 at Fordham (1/27/21)
3-Point Field Goals Attempted: 11 at Fordham (1/27/21)
Free Throws Made: 9 vs. Kentucky (2/17/24)
Free Throws Attempted: 11 vs. Alabama (2/7/24)
Rebounds: 9 at Ole Miss (2/3/24)
Assists: 6 vs. Alabama A&M (11/21/23)
Blocks: 3 vs. Rhode Island (2/27/21)
Steals: 5 vs. LSU (1/13/24)
Minutes Played: 34 vs. Rhode Island (1/20/21)
Double-Figure Games: 31
20-Point Games: 4
10-Rebound Games: None
5-Steal Games: 1
Double-Doubles: None
Dunks: 21

CAREER HONORS

- 2023 NJCAA Region 8 Most Outstanding Player
- 2023 NJCAA Region 8 All-Tournament Team
- 2023 All-Panhandle Conference First Team
- 2021-22 Mountain West Conference Sixth Man of the Year

2023-24 GAME-BY-GAME STATISTICS

Opponent	GS	Min.	FG-A	3FG-A	FT-A	O-D-T	PF	A	TO	BLK	STL	PTS
vs. Baylor	12	2-4	0-0	3-3	2-0-2	4	0	1	0	2	7	
SE Louisiana	23	3-6	1-3	5-6	0-6-6	3	1	0	0	1	12	
vs. Notre Dame	18	2-3	0-1	2-3	0-2-2	0	1	1	1	1	6	
vs. St. Bonaventure	20	2-4	1-2	0-0	2-1-3	3	2	0	1	0	5	
Alabama A&M	20	1-4	1-3	3-4	1-3-4	2	6	1	0	1	6	
Virginia Tech	23	5-10	0-3	5-5	2-2-4	3	3	0	1	2	15	
at App State	18	2-9	1-5	2-2	1-3-4	3	3	1	0	0	7	
vs. Indiana	22	4-8	1-2	2-2	1-0-1	1	4	0	0	1	11	
vs. UNC Asheville	19	3-6	3-3	2-2	1-6-7	0	1	1	1	0	11	
USC	22	1-3	0-1	5-6	1-3-4	1	0	0	0	1	7	
Alabama State	18	1-5	0-2	1-1	1-2-3	1	3	1	1	0	3	
Chattanooga	15	4-7	3-5	2-2	0-1-1	2	2	1	0	1	13	
Penn	19	5-10	1-3	5-6	1-0-1	2	0	0	1	0	16	
at Arkansas	21	5-9	2-3	4-4	1-3-4	2	3	0	0	0	16	
Texas A&M	27	1-6	0-3	0-1	2-2-4	4	1	3	2	2	2	
LSU	28	5-10	3-4	6-6	0-2-2	3	3	1	1	5	19	
at Vanderbilt	24	2-6	1-4	0-0	0-0-0	1	3	2	0	0	5	
Ole Miss	13	2-2	1-1	0-0	0-1-1	1	2	1	0	1	5	
at Alabama	20	3-8	0-2	5-7	0-0-0	3	0	2	1	3	11	
at Mississippi St.	23	1-6	1-3	0-0	1-5-6	3	1	2	0	1	3	
Vanderbilt	20	4-8	1-3	2-2	1-4-5	4	4	0	0	0	11	
at Ole Miss	26	5-10	3-6	2-2	1-8-9	4	2	1	1	0	15	
Alabama	20	2-5	1-2	8-11	3-3-6	4	2	0	0	1	13	
at Florida	28	1-5	0-1	4-4	1-6-7	4	4	2	0	0	6	
South Carolina	15	4-4	2-2	0-0	0-5-5	3	3	0	0	0	10	
Kentucky	26	2-3	1-1	9-9	1-5-6	1	3	2	1	1	14	
at Georgia	* 27	8-12	2-3	7-7	1-4-5	3	4	0	1	2	25	
at Tennessee	* 31	3-10	2-4	5-6	1-0-1	2	3	4	0	3	13	
Mississippi State	* 27	4-7	1-2	1-2	1-2-3	5	4	4	2	2	10	
at Missouri	* 27	4-9	3-5	4-4	2-5-7	1	0	1	1	1	15	
Georgia	* 31	2-6	0-2	2-2	2-5-7	4	2	2	2	0	6	

BAKER-MAZARA'S CAREER STATISTICS

SEASON	TEAM	GP-GS	MIN/AVG	Field Goals		3-Point		F-Throws		Rebounds				Scoring						
				FG-FGA	FG%	3FG-3FGA	3FG%	FT-FTA	FT%	OFF	DEF	TOT	AVG	PF-FO	A	TO	BLK	STL	PTS	AVG
2020-21	DU	15-13	364/24.3	46-105	.438	25-60	.417	26-32	.813	10	33	43	2.9	45-4	17	13	13	15	143	9.5
2021-22	SDSU	31-0	399/12.9	66-157	.420	22-56	.393	44-49	.898	9	54	63	2.0	45-0	18	23	14	21	198	6.4
2023-24	AUB	31-5	691/22.3	93-205	.454	36-84	.429	96-109	.881	31	89	120	3.9	77-1	70	37	17	33	318	10.3
TOTAL FOR AUB		31-5	691/22.3	93-205	.454	36-84	.429	96-109	.881	31	89	120	3.9	77-1	70	37	17	33	318	10.3
TOTAL		77-18	1455/18.9	205-467	.439	83-200	.415	166-190	.874	50	176	226	2.9	167-5	105	73	44	69	659	8.6

12

DENVER JONES

G | 6-4 | 205 | Jr.
New Market, Ala.
(FIU)



SEASON SUPERLATIVES

Points: 21 vs. Georgia (3/9/24)
Field Goals Made: 7 vs. Georgia (3/9/24)
Field Goals Attempted: 11 (three times)
3-Point FG Made: 7 vs. Georgia (3/9/24)
3-Point Field Goals Attempted: 9 vs. Georgia (3/9/24)
Free Throws Made: 6 vs. USC (12/17/23), vs. Virginia Tech (11/29/23)
Free Throws Att.: 6 vs. USC (12/17/23), vs. Virginia Tech (11/29/23)
Rebounds: 5 vs. UNC Asheville (12/13/23), vs. Virginia Tech (11/29/23)
Assists: 4 (three times)
Blocks: 1 (three times)
Steals: 3 at Alabama (1/24/24)
Minutes Played: 28 vs. Mississippi State (3/2/24), vs. Kentucky (2/17/24)
Double-Figure Games: 13
20-Point Games: 1
10-Rebound Games: None
5-Steal Games: None
Double-Doubles: None
Dunks: 2

CAREER SUPERLATIVES

Points: 30 at Rice (3/4/23)
Field Goals Made: 10 (three times)
Field Goals Attempted: 23 vs. Louisiana Tech (3/8/23)
3-Point Field Goals Made: 7 vs. Georgia (3/9/24), vs. Southern Miss (2/3/22)
3-Point Field Goals Attempted: 11 at UTSA (1/21/23)
Free Throws Made: 11 vs. UAB (1/7/23)
Free Throws Attempted: 12 vs. Rice (2/19/22)
Rebounds: 13 at Eastern Michigan (12/11/21)
Assists: 6 (three times)
Blocks: 1 (five times)
Steals: 4 (six times)
Minutes Played: 47 at Eastern Michigan (12/11/21)
Double-Figure Games: 59
30-Point Games: 1
20-Point Games: 20
10-Rebound Games: 1
Double-Doubles: 1
Dunks: 11

CAREER HONORS

- 2022-23 All-Conference USA First Team
- Conference USA Freshman of the Week (Dec. 13, 2021)
- 2020-21 Jayhawk Conference Freshman of the Year
- 2020-21 NJCAA All-Region 6 Second Team
- 2020-21 All-Jayhawk Conference First Team

2023-24 GAME-BY-GAME STATISTICS

Opponent	GS	Min.	FG-A	3FG-A	FT-A	O-D-T	PF	A	TO	BLK	STL	PTS
vs. Baylor	*	24	4-10	3-5	2-2	0-1-1	2	2	2	0	1	13
SE Louisiana	*	22	2-5	1-3	3-4	0-2-2	1	4	2	0	0	8
vs. Notre Dame	*	18	1-5	0-2	0-0	0-2-2	0	1	1	0	1	2
vs. St. Bonaventure*		21	3-4	3-3	3-4	1-1-2	0	3	0	0	0	12
Alabama A&M		17	3-6	1-4	1-1	0-2-2	2	0	1	0	1	8
Virginia Tech	*	24	1-4	0-2	6-6	1-4-5	0	1	0	0	1	8
at App State	*	17	0-5	0-3	0-0	1-3-4	0	4	0	0	0	0
vs. Indiana	*	18	3-6	2-4	4-4	0-1-1	0	2	1	0	0	12
vs. UNC Asheville	*	23	4-8	1-4	0-0	0-5-5	2	1	2	0	0	9
USC	*	23	2-4	2-2	6-6	1-2-3	3	1	1	0	1	12
Alabama State	*	23	1-5	0-2	1-1	1-1-2	1	0	2	0	1	3
Chattanooga	*	19	2-5	1-4	0-0	1-2-3	0	2	2	0	1	5
Penn	*	16	4-9	2-7	2-2	1-0-1	1	1	0	0	0	12
at Arkansas	*	19	2-5	1-1	2-3	0-0-0	0	1	0	1	1	7
Texas A&M	*	19	0-4	0-3	2-2	0-0-0	2	1	0	0	2	2
LSU	*	19	2-5	0-1	0-0	0-1-1	0	2	0	0	1	4
at Vanderbilt	*	23	1-5	1-3	0-0	3-1-4	1	2	0	0	1	3
Ole Miss	*	20	2-4	1-2	0-0	0-1-1	1	1	1	0	0	5
at Alabama	*	21	3-8	1-5	2-2	1-1-2	1	1	2	0	3	9
at Mississippi St.		20	2-6	2-3	2-2	0-0-0	1	2	0	0	0	8
Vanderbilt	*	24	6-11	4-8	3-4	0-0-0	0	0	0	0	0	19
at Ole Miss	*	26	4-8	2-5	1-1	2-1-3	1	1	3	0	1	11
Alabama	*	17	1-2	0-1	2-2	0-0-0	0	0	0	0	0	4
at Florida	*	19	3-6	1-2	3-4	1-0-1	0	1	0	0	0	10
South Carolina	*	25	2-6	0-1	3-3	1-0-1	0	1	2	0	0	6
Kentucky	*	28	3-11	3-7	3-4	1-3-4	0	2	2	0	0	12
at Georgia	*	19	3-4	2-3	0-0	0-0-0	3	0	0	1	0	8
at Tennessee	*	25	3-4	1-2	4-4	0-3-3	4	0	0	0	1	11
Mississippi State	*	28	5-11	3-5	2-2	0-4-4	1	1	1	0	2	15
at Missouri	*	22	3-5	0-2	4-4	1-0-1	3	4	1	0	1	10
Georgia	*	26	7-10	7-9	0-0	0-3-3	1	3	1	1	2	21

JONES' CAREER STATISTICS

SEASON	TEAM	GP-GS	MIN/AVG	Field Goals		3-Point		F-Throws		Rebounds				Scoring						
				FG-FGA	FG%	3FG-3FGA	3FG%	FT-FTA	FT%	OFF	DEF	TOT	AVG	PF-FO	A	TO	BLK	STL	PTS	AVG
2021-22	FIU	31-7	832/26.8	114-294	.388	49-142	.345	112-125	.896	22	93	115	3.7	45-0	71	52	2	28	389	12.5
2022-23	FIU	28-28	935/33.4	187-391	.478	59-159	.371	131-155	.845	25	82	107	3.8	45-1	56	90	1	49	564	20.1
2023-24	AUB	31-29	670/21.6	82-191	.429	45-108	.417	61-67	.910	17	44	61	2.0	34-0	45	27	3	22	270	8.7
TOTAL FOR AUB		31-29	670/21.6	82-191	.429	45-108	.417	61-67	.910	17	44	61	2.0	34-0	45	27	3	22	270	8.7
TOTAL		90-64	2437/27.1	383-876	.437	153-409	.374	304-347	.876	64	219	283	3.1	124-1	172	169	6	99	1223	13.6

20

CARTER SOBERA

G | 6-5 | 210 | Sr.
Birmingham, Ala.
Mountain Brook HS



SEASON SUPERLATIVES

Points: None
Field Goals Made: None
Field Goals Attempted:
 1 vs. Vanderbilt (1/31/24), vs. Alabama State (12/22/23)
3-Point Field Goals Made: None
3-Point Field Goals Attempted: None
Free Throws Made: None
Free Throws Attempted: None
Rebounds: 2 vs. South Carolina (2/14/24)
Assists: None
Blocks: None
Steals: None
Minutes Played: 2 (five times)
Double-Figure Games: None
20-Point Games: None
10-Rebound Games: None
5-Steal Games: None
Double-Doubles: None
Dunks: None

CAREER SUPERLATIVES

Points: 3 vs. Alabama (2/1/22)
Field Goals Made: 1 vs. Alabama (2/1/22)
Field Goals Attempted: 1 (three times)
3-Point Field Goals Made: None
3-Point Field Goals Attempted: None
Free Throws Made: 1 vs. Alabama (2/1/22)
Free Throws Attempted: 2 vs. Yale (12/4/21)
Rebounds: 2 vs. South Carolina (2/14/24), vs. Yale (12/4/21)
Assists: None
Blocks: None
Steals: 1 vs. Yale (12/4/21)
Minutes Played: 2 (six times)
20-Point Games: None
10-Rebound Games: None
Double-Doubles: None
Dunks: None

CAREER HONORS

- 2023 NABC Honors Court
- Two-Time SEC Academic Honor Roll (2021-22 and 2022-23)

2023-24 GAME-BY-GAME STATISTICS

Opponent	GS	Min.	FG-A	3FG-A	FT-A	O-D-T	PF	A	TO	BLK	STL	PTS
vs. Baylor	DNP											
SE Louisiana	DNP											
vs. Notre Dame	1	0-0	0-0	0-0	0-0	0-0-0	0	0	0	0	0	0
vs. St. Bonaventure	DNP											
Alabama A&M	2	0-0	0-0	0-0	0-0	0-1-1	0	0	0	0	0	0
Virginia Tech	1	0-0	0-0	0-0	0-0	0-0-0	0	0	0	0	0	0
at App State	DNP											
vs. Indiana	2	0-0	0-0	0-0	0-0	0-0-0	0	0	0	0	0	0
vs. UNC Asheville	1	0-0	0-0	0-0	0-0	0-0-0	0	0	0	0	0	0
USC	DNP											
Alabama State	1	0-1	0-0	0-0	0-0	0-0-0	0	0	0	0	0	0
Chattanooga	2	0-0	0-0	0-0	0-0	0-0-0	0	0	0	0	0	0
Penn	1	0-0	0-0	0-0	0-0	0-0-0	0	0	0	0	0	0
at Arkansas	DNP											
Texas A&M	DNP											
LSU	DNP											
at Vanderbilt	DNP											
Ole Miss	1	0-0	0-0	0-0	0-0	0-1-1	0	0	0	0	0	0
at Alabama	DNP											
at Mississippi St.	DNP											
Vanderbilt	2	0-1	0-0	0-0	0-0	1-0-1	0	0	0	0	0	0
at Ole Miss	DNP											
Alabama	1	0-0	0-0	0-0	0-0	0-0-0	0	0	0	0	0	0
at Florida	DNP											
South Carolina	2	0-0	0-0	0-0	0-0	0-2-2	0	0	0	0	0	0
Kentucky	DNP											
at Georgia	DNP											
at Tennessee	DNP											
Mississippi State	DNP											
at Missouri	DNP											
Georgia	1	0-0	0-0	0-0	0-0	0-0-0	0	0	0	0	0	0

SOBERA'S CAREER STATISTICS

SEASON	TEAM	GP-GS	MIN/AVG	Field Goals		3-Point		F-Throws		Rebounds				Scoring						
				FG-FGA	FG%	3FG-3FGA	3FG%	FT-FTA	FT%	OFF	DEF	TOT	AVG	PF	FO	A	TO	BLK	STL	PTS
2021-22	AUB	4-0	6/1.6	1-1	1.000	0-0	.000	1-3	.333	0	4	4	1.0	1-0	0	1	0	1	3	0.8
2022-23	AUB	3-0	2/0.6	0-0	.000	0-0	.000	0-0	.000	0	0	0	0.0	0-0	0	0	0	0	0	0.0
2023-24	AUB	13-0	18/1.4	0-2	.000	0-0	.000	0-0	.000	1	4	5	0.4	0-0	0	0	0	0	0	0.0
TOTAL		20-0	26/1.3	1-3	.333	0-0	.000	1-3	.333	1	8	9	0.5	1-0	0	1	0	1	3	0.2

23

ADDARIN SCOTT

F | 6-9 | 207 | Jr.
Dallas, Texas
(Navarro College)



SEASON SUPERLATIVES

Points: 2 vs. Ole Miss (1/20/24), vs. Alabama A&M (11/21/23)
Field Goals Made: 1 vs. Vanderbilt (1/31/24), vs. Ole Miss (1/20/24)
Field Goals Attempted: 1 vs. Vanderbilt (1/31/24), vs. Ole Miss (1/20/24)
3-Point Field Goals Made: None
3-Point Field Goals Attempted: None
Free Throws Made: 2 vs. Alabama A&M (11/21/23)
Free Throws Attempted: 2 vs. Alabama A&M (11/21/23)
Rebounds: 2 vs. Chattanooga (12/30/23)
Assists: 1 at Arkansas (1/6/24)
Blocks: 2 vs. Ole Miss (1/20/24)
Steals: None
Minutes Played: 2 (six times)
Double-Figure Games: None
20-Point Games: None
10-Rebound Games: None
5-Steal Games: None
Double-Doubles: None
Dunks: 1

CAREER SUPERLATIVES

Points: 2 vs. Ole Miss (1/20/24), vs. Alabama A&M (11/21/23)
Field Goals Made: 1 vs. Vanderbilt (1/31/24), vs. Ole Miss (1/20/24)
Field Goals Attempted: 1 vs. Vanderbilt (1/31/24), vs. Ole Miss (1/20/24)
3-Point Field Goals Made: None
3-Point Field Goals Attempted: None
Free Throws Made: 2 vs. Alabama A&M (11/21/23)
Free Throws Attempted: 2 vs. Alabama A&M (11/21/23)
Rebounds: 2 vs. Chattanooga (12/30/23)
Assists: 1 at Arkansas (1/6/24)
Blocks: 2 vs. Ole Miss (1/20/24)
Steals: None
Minutes Played: 2 (six times)
Double-Figure Games: None
20-Point Games: None
10-Rebound Games: None
5-Steal Games: None
Double-Doubles: None
Dunks: 1

2023-24 GAME-BY-GAME STATISTICS


Opponent	GS	Min.	FG-A	3FG-A	FT-A	O-D-T	PF	A	TO	BLK	STL	PTS
vs. Baylor		DNP										
SE Louisiana		DNP										
vs. Notre Dame	1		0-0	0-0	0-0	0-0-0	0	0	0	0	0	0
vs. St. Bonaventure		DNP										
Alabama A&M	2		0-0	0-0	2-2	2-0-2	1	0	1	0	0	2
Virginia Tech	1		0-0	0-0	0-0	0-0-0	0	0	0	0	0	0
at App State		DNP										
vs. Indiana	2		0-0	0-0	0-0	0-0-0	0	0	0	0	0	0
vs. UNC Asheville	1		0-0	0-0	0-0	0-0-0	0	0	0	0	0	0
USC		DNP										
Alabama State	1		0-0	0-0	0-0	0-0-0	0	0	0	0	0	0
Chattanooga	2		0-0	0-0	0-0	0-2-2	0	0	0	0	0	0
Penn	1		0-0	0-0	0-0	0-0-0	0	0	0	0	0	0
at Arkansas	2		0-0	0-0	0-0	0-1-1	0	1	0	0	0	0
Texas A&M		DNP										
LSU		DNP										
at Vanderbilt		DNP										
Ole Miss	1		1-1	0-0	0-0	0-0-0	1	0	0	2	0	2
at Alabama		DNP										
at Mississippi St.		DNP										
Vanderbilt	2		1-1	0-0	0-0	0-0-0	2	0	1	0	0	2
at Ole Miss		DNP										
Alabama	1		0-0	0-0	0-0	0-0-0	0	0	0	0	0	0
at Florida		DNP										
South Carolina	2		0-0	0-0	0-0	0-0-0	0	0	0	0	0	0
Kentucky		DNP										
at Georgia		DNP										
at Tennessee		DNP										
Mississippi State		DNP										
at Missouri		DNP										
Georgia	1		0-0	0-0	0-0	0-0-0	0	0	0	0	0	0

SCOTT'S CAREER STATISTICS

SEASON	TEAM	GP-GS	MIN/AVG	Field Goals		3-Point		F-Throws		Rebounds				Scoring						
				FG-FGA	FG%	3FG-3FGA	3FG%	FT-FTA	FT%	OFF	DEF	TOT	AVG	PF-FO	A	TO	BLK	STL	PTS	AVG
2023-24	AUB	13-0	19/1.5	0-3	.000	0-0	.000	8-13	.615	0	1	1	0.1	0-0	1	1	0	1	8	0.6
TOTAL		13-0	19/1.5	0-3	.000	0-0	.000	8-13	.615	0	1	1	0.1	0-0	1	1	0	1	8	0.6

24

LIOR BERMAN
 G | 6-4 | 210 | Gr.
 Birmingham, Ala.
 (Mountain Brook HS)



SEASON SUPERLATIVES

Points: 5 (five times)
Field Goals Made: 2 (three times)
Field Goals Attempted: 4 vs. Chattanooga (12/30/23)
3-Point Field Goals Made: 1 (six times)
3-Point Field Goals Attempted: 2 (five times)
Free Throws Made: 3 vs. Vanderbilt (1/31/24)
Free Throws Attempted: 3 vs. Vanderbilt (1/31/24)
Rebounds: 3 (five times)
Assists: 1 (seven times)
Blocks: 1 vs. Alabama A&M (11/21/23)
Steals: 1 at Tennessee (2/28/24), vs. South Carolina (2/14/24)
Minutes Played: 14 at Appalachian State (12/3/23)
Double-Figure Games: None
20-Point Games: None
10-Rebound Games: None
5-Steal Games: None
Double-Doubles: None
Dunks: None

CAREER SUPERLATIVES

Points: 8 (four times)
Field Goals Made: 3 (four times)
Field Goals Attempted: 6 vs. Nebraska (12/11/21)
3-Point Field Goals Made: 2 (six times)
3-Point Field Goals Attempted: 4 (three times)
Free Throws Made: 3 vs. Vanderbilt (1/31/24)
Free Throws Attempted: 3 vs. Vanderbilt (1/31/24)
Rebounds: 4 vs. Texas A&M (1/25/23), vs. North Alabama (12/14/21)
Assists: 1 (16 times)
Blocks: 1 vs. Alabama A&M (11/21/23), vs. North Alabama (12/14/21)
Steals: 1 (15 times)
Minutes Played: 19 vs. Nebraska (12/11/21)
Double-Figure Games: None
20-Point Games: None
10-Rebound Games: None
Double-Doubles: None
Dunks: 1

CAREER HONORS

- Three-Time SEC Academic Honor Roll (2020-21, 2021-22 and 2022-23)
- 2022 CSC Academic All-District Team
- Three-Time NABC Honors Court (2021, 2022 and 2023)
- 2019-20 First-Year SEC Academic Honor Roll

2023-24 GAME-BY-GAME STATISTICS

Opponent	GS	Min.	FG-A	3FG-A	FT-A	O-D-T	PF	A	TO	BLK	STL	PTS
vs. Baylor	4	0-0	0-0	0-0	0-0	0-0-0	1	0	0	0	0	0
SE Louisiana	2	0-1	0-1	0-0	0-0-0	0	0	0	0	0	0	0
vs. Notre Dame	5	0-0	0-0	0-0	1-2-3	2	0	0	0	0	0	0
vs. St. Bonaventure	DNP											
Alabama A&M	6	0-0	0-0	0-2	0-1-1	0	0	0	1	0	0	0
Virginia Tech	5	0-0	0-0	0-0	0-1-1	0	0	0	0	0	0	0
at App State	14	1-2	0-1	0-0	3-0-3	0	0	0	0	0	0	2
vs. Indiana	8	1-3	1-2	0-0	0-1-1	1	1	0	0	0	0	3
vs. UNC Asheville	9	2-3	1-2	0-0	0-1-1	1	0	0	0	0	0	5
USC	7	1-1	0-0	1-2	1-0-1	2	1	0	0	0	0	3
Alabama State	7	0-0	0-0	2-2	1-1-2	0	0	1	0	0	0	2
Chattanooga	7	0-4	0-1	1-2	1-2-3	1	0	0	0	0	0	1
Penn	5	0-0	0-0	0-0	0-0-0	0	0	0	0	0	0	0
at Arkansas	6	1-2	0-1	0-0	0-1-1	1	1	0	0	0	0	2
Texas A&M	2	0-0	0-0	0-0	0-0-0	0	0	0	0	0	0	0
LSU	4	0-1	0-1	0-0	0-0-0	0	0	1	0	0	0	0
at Vanderbilt	5	1-1	1-1	2-2	1-1-2	1	0	0	0	0	0	5
Ole Miss	10	1-2	1-2	1-2	1-2-3	3	0	0	0	0	0	4
at Alabama	7	0-2	0-0	0-0	1-0-1	0	0	0	0	0	0	0
at Mississippi St.	3	0-1	0-0	0-0	0-0-0	0	0	0	0	0	0	0
Vanderbilt	8	1-2	0-0	3-3	0-2-2	1	0	0	0	0	0	5
at Ole Miss	2	0-0	0-0	0-0	0-0-0	0	0	0	0	0	0	0
Alabama	5	0-1	0-0	0-0	0-0-0	2	1	0	0	0	0	0
at Florida	1	0-1	0-1	0-0	0-0-0	0	0	0	0	0	0	0
South Carolina	9	1-1	0-0	0-0	0-1-1	1	1	0	0	0	1	2
Kentucky	3	0-0	0-0	0-0	1-0-1	0	0	0	0	0	0	0
at Georgia	13	2-2	0-0	0-0	0-1-1	2	1	1	0	0	0	4
at Tennessee	9	2-3	1-2	0-0	1-2-3	1	1	1	0	1	5	5
Mississippi State	9	2-3	1-2	0-0	0-0-0	0	0	1	0	0	5	5
at Missouri	DNP											
Georgia	DNP											

BERMAN'S CAREER STATISTICS

SEASON	TEAM	GP-GS	MIN/AVG	Field Goals		3-Point		F-Throws		Rebounds				Scoring							
				FG-FGA	FG%	3FG-3FGA	3FG%	FT-FTA	FT%	OFF	DEF	TOT	AVG	PF-FO	A	TO	BLK	STL	PTS	AVG	
2019-20	AUB	2-0	3/1.4	0-1	.000	0-0	.000	0-0	.000	0	0	0	0.0	0-0	0	0	0	0	0	0	0.0
2020-21	AUB	11-0	29/2.7	4-12	.333	4-11	.364	1-1	1.000	0	2	2	0.2	1-0	0	0	0	0	13	1.2	
2021-22	AUB	20-0	166/8.3	16-40	.400	8-17	.471	0-1	.000	8	6	14	0.7	18-0	6	3	1	5	40	2.0	
2022-23	AUB	25-0	236/9.4	20-49	.408	11-31	.355	3-5	.600	12	17	29	1.2	31-0	3	8	0	8	54	2.2	
2023-24	AUB	28-0	180/6.4	16-36	.444	6-17	.353	10-15	.667	12	20	32	1.1	20-0	7	5	1	2	48	1.7	
TOTAL		86-0	614/7.1	56-138	.406	29-76	.382	14-22	.636	32	45	77	0.9	70-0	16	16	2	15	155	1.8	

31

CHANEY JOHNSON

F | 6-7 | 220 | Jr.
Alabaster, Ala.
(UAH)



SEASON SUPERLATIVES

Points: 16 at Georgia (2/24/24)
Field Goals Made: 6 at Georgia (2/24/24), vs. Alabama A&M (11/21/23)
Field Goals Attempted: 11 vs. Southeastern Louisiana (11/10/23)
3-Point Field Goals Made: 2 vs. Mississippi State (3/2/24)
3-Point Field Goals Attempted: 3 at Georgia (2/24/24), vs. Southeastern Louisiana (11/10/23)
Free Throws Made: 5 at Missouri (3/5/24)
Free Throws Attempted: 6 at Missouri (3/5/24)
Rebounds: 11 vs. Southeastern Louisiana (11/10/23)
Assists: 5 vs. Georgia (3/9/24)
Blocks: 2 at Tennessee (2/28/24), vs. Virginia Tech (11/29/23)
Steals: 3 vs. Chattanooga (12/30/23)
Minutes Played: 27 at Georgia (2/24/24)
Double-Figure Games: 2
20-Point Games: None
10-Rebound Games: 2
5-Steal Games: None
Double-Doubles: None
Dunks: 11

CAREER HONORS

- 2023 Alabama Sports Writers Association Small College Athlete of the Year
- 2023 Gulf South Conference Player of the Year
- Two-Time NABC Division II All-District South Team (2022 and 2023)
- Two-Time All-Gulf South Conference First Team (2022 and 2023)
- Three-Time GSC Academic Honor Roll (2020-21, 2021-22, 2022-23)

2023-24 GAME-BY-GAME STATISTICS

Opponent	GS	Min.	FG-A	3FG-A	FT-A	O-D-T	PF	A	TO	BLK	STL	PTS
vs. Baylor	13	1-3	0-0	0-0	1-2-3	2	1	0	0	0	2	
SE Louisiana	18	2-11	0-3	0-0	7-4-11	1	1	3	1	1	4	
vs. Notre Dame	13	2-2	0-0	0-0	0-4-4	5	1	0	0	0	4	
vs. St. Bonaventure	19	0-3	0-2	0-0	0-5-5	2	0	2	0	2	0	
Alabama A&M	17	6-8	0-1	3-4	0-4-4	3	0	1	1	2	15	
Virginia Tech	18	1-4	1-1	0-0	1-2-3	3	1	2	2	0	3	
at App State	18	1-1	0-0	0-2	1-3-4	2	0	0	0	1	2	
vs. Indiana	7	0-0	0-0	0-0	0-0-0	4	0	0	0	0	0	
vs. UNC Asheville	20	3-5	0-1	2-2	2-2-4	4	2	0	1	0	8	
USC	14	1-3	0-1	1-1	1-2-3	2	0	1	0	1	3	
Alabama State	18	1-2	0-0	2-4	3-2-5	2	1	1	0	0	4	
Chattanooga	20	3-4	1-1	0-0	1-4-5	2	2	2	1	3	7	
Penn	14	0-2	0-1	0-0	1-0-1	0	0	1	0	0	0	
at Arkansas	15	2-5	1-1	0-0	0-3-3	3	0	0	0	0	5	
Texas A&M	5	0-3	0-1	0-0	1-1-2	3	0	2	0	0	0	
LSU	15	3-4	1-2	0-0	0-1-1	1	0	1	0	1	7	
at Vanderbilt	11	0-2	0-1	0-0	0-1-1	3	0	0	1	1	0	
Ole Miss	18	3-4	0-0	0-0	0-5-5	2	2	1	1	0	6	
at Alabama	11	0-1	0-0	0-0	0-2-2	2	0	0	0	1	0	
at Mississippi St.	14	3-4	0-1	2-2	1-1-2	0	0	0	1	0	8	
Vanderbilt	10	1-3	0-2	0-0	1-1-2	3	1	2	0	0	2	
at Ole Miss	12	2-2	0-0	0-0	1-3-4	2	0	1	0	0	4	
Alabama	7	0-0	0-0	0-0	0-2-2	4	0	0	0	1	0	
at Florida	18	3-4	0-1	3-3	3-7-10	3	0	1	0	0	9	
South Carolina	13	2-3	0-1	2-2	0-2-2	0	2	0	0	1	6	
Kentucky	16	0-2	0-2	0-1	0-2-2	2	1	0	0	0	0	
at Georgia	* 27	6-9	1-3	3-4	0-4-4	3	1	0	0	1	16	
at Tennessee	* 19	2-4	0-0	1-3	1-5-6	2	0	4	2	0	5	
Mississippi State	18	3-4	2-2	0-0	0-2-2	2	2	1	1	0	8	
at Missouri	15	1-2	0-0	5-6	0-6-6	3	0	1	1	0	7	
Georgia	17	3-5	0-0	2-2	3-1-4	4	5	0	0	0	8	

CAREER SUPERLATIVES (DIVISION II and DIVISION I)

Points: 35 vs. Embry-Riddle (11/7/21)
Field Goals Made: 13 vs. Embry-Riddle (11/7/21)
Field Goals Attempted: 23 vs. Lee (2/12/22)
3-Point Field Goals Made: 5 vs. Embry-Riddle (11/7/21)
3-Point Field Goals Attempted: 6 vs. Embry-Riddle (11/7/21)
Free Throws Made: 10 vs. Mississippi College (2/4/23)
Free Throws Attempted: 14 vs. Mississippi College (2/4/23)
Rebounds: 12 vs. Lee (12/2/22), vs. West Georgia (3/1/22)
Assists: 6 vs. Montevallo (1/18/23)
Blocks: 3 at Nova Southeastern (3/14/23), Christian Brothers (1/13/22)
Steals: 4 vs. Union (3/6/22)
Minutes Played: 38 at West Alabama (11/28/22)
Double-Figure Games: 69
30-Point Games: 1
20-Point Games: 17
10-Rebound Games: 8
Double-Doubles: 5
Dunks: 75

JOHNSON'S CAREER STATISTICS (DIVISION II and DIVISION I)

SEASON	TEAM	GP-GS		Field Goals			3-Point		F-Throws		Rebounds				Scoring											
		GP	GS	FG-FGA	FG%	3FG-3FGA	3FG%	FT-FTA	FT%	OFF	DEF	TOT	AVG	PF-FO	A	TO	BLK	STL	PTS	AVG						
2020-21	UAH	19	0	220	11.6	31	72	.431	11	28	.393	10	20	.500	12	25	37	1.9	31	0	4	19	2	6	83	4.4
2021-22	UAH	33	31	781	23.7	218	372	.586	32	69	.464	86	115	.748	61	126	187	5.7	100	9	39	75	22	26	554	16.8
2022-23	UAH	35	35	891	25.5	203	392	.518	24	81	.296	128	167	.766	49	182	231	6.6	69	1	55	74	18	39	558	15.9
2023-24	AUB	31	2	474	15.3	55	109	.505	7	28	.250	26	36	.722	29	83	112	3.6	74	1	23	27	13	16	143	4.6
TOTAL FOR AUB		31	2	474	15.3	55	109	.505	7	28	.250	26	36	.722	29	83	112	3.6	74	1	23	27	13	16	143	4.6
TOTAL		118	68	2367	20.1	507	945	.537	74	206	.359	250	338	.740	151	416	567	4.8	274	11	121	195	55	87	1338	11.3

44

DYLAN CARDWELL

G | 6-11 | 255 | Sr.
Augusta, Ga.
(McEachern HS)



SEASON SUPERLATIVES

Points: 12 (three times)
Field Goals Made: 5 at Missouri (3/5/24), vs. Ole Miss (1/20/24)
Field Goals Attempted: 7 at Vanderbilt (1/17/24)
3-Point Field Goals Made: 1 at Missouri (3/5/24), at Georgia (2/24/24)
3-Point Field Goals Attempted: 2 at Georgia (2/24/24)
Free Throws Made: 6 vs. St. Bonaventure (11/17/23)
Free Throws Attempted: 9 vs. Georgia (3/9/24)
Rebounds: 9 vs. Chattanooga (12/30/23), vs. Alabama A&M (11/21/23)
Assists: 5 vs. Georgia (3/9/24), vs. South Carolina (2/14/24)
Blocks: 5 vs. LSU (1/13/24), vs. Baylor (11/7/23)
Steals: 3 vs. USC (12/17/23)
Minutes Played: 24 at Georgia (2/24/24)
Double-Figure Games: 5
20-Point Games: None
10-Rebound Games: None
5-Block Games: 2
Double-Doubles: None
Dunks: 38

CAREER SUPERLATIVES

Points: 12 (three times)
Field Goals Made: 5 (four times)
Field Goals Attempted: 8 vs. Missouri (2/14/23)
3-Point Field Goals Made: 1 (three times)
3-Point Field Goals Attempted: 2 at Georgia (2/24/24)
Free Throws Made: 6 vs. St. Bonaventure (11/17/23), vs. Missouri (1/26/21)
Free Throws Attempted: 9 vs. Georgia (3/9/24)
Rebounds: 10 vs. Missouri (2/14/23)
Assists: 5 vs. Georgia (3/9/24), vs. South Carolina (2/14/24)
Blocks: 5 (four times)
Steals: 4 at South Carolina (1/4/22)
Minutes Played: 29 vs. Ole Miss (2/6/21)
Double-Figure Games: 7
20-Point Games: None
10-Rebound Games: 1
5-Block Games: 4
Double-Doubles: None
Dunks: 105

CAREER HONORS

- 2022-23 CSC Academic All-District Team
- 2023 NABC Honors Court
- 2021-22 SEC Community Service Team
- Two-Time SEC Academic Honor Roll (2021-22 and 2022-23)
- 2020-21 First-Year SEC Academic Honor Roll

2023-24 GAME-BY-GAME STATISTICS

Opponent	GS	Min.	FG-A	3FG-A	FT-A	O-D-T	PF	A	TO	BLK	STL	PTS
vs. Baylor	14	2-3	0-0	1-3	2-2-4	4	4	0	5	1	5	
SE Louisiana	16	3-3	0-0	0-0	2-2-4	3	0	0	1	0	6	
vs. Notre Dame	15	1-2	0-0	0-0	1-0-1	2	1	4	1	2	2	
vs. St. Bonaventure	16	1-2	0-0	6-6	2-2-4	3	2	0	0	0	8	
Alabama A&M *	17	3-5	0-0	0-0	5-4-9	0	2	3	2	1	6	
Virginia Tech	12	0-0	0-0	2-5	0-0-0	1	2	0	0	0	2	
at App State	13	2-3	0-0	0-0	3-1-4	3	0	1	0	0	4	
vs. Indiana	17	1-2	0-0	0-0	4-4-8	1	0	0	0	1	2	
vs. UNC Asheville	18	3-6	0-0	0-0	1-0-1	2	0	0	1	0	6	
USC	17	4-5	0-1	3-4	2-3-5	3	2	0	2	3	11	
Alabama State	16	2-2	0-0	0-0	0-1-1	1	0	0	2	1	4	
Chattanooga	18	3-5	0-0	1-2	4-5-9	1	1	1	3	1	7	
Penn	9	3-3	0-0	0-0	1-2-3	4	0	0	0	0	6	
at Arkansas	13	3-3	0-0	0-2	3-5-8	3	0	0	2	0	6	
Texas A&M	12	3-3	0-0	0-0	1-4-5	2	2	0	0	1	6	
LSU	17	1-2	0-0	3-4	3-3-6	2	3	1	5	1	5	
at Vanderbilt	15	4-7	0-0	4-4	3-3-6	1	0	1	2	1	12	
Ole Miss	18	5-6	0-0	2-2	2-1-3	1	3	4	0	1	12	
at Alabama	14	1-2	0-0	0-0	2-1-3	3	1	1	3	1	2	
at Mississippi St.	6	0-0	0-0	0-0	0-0-0	4	0	0	1	0	0	
Vanderbilt	13	0-2	0-1	0-2	0-3-3	2	0	0	0	1	0	
at Ole Miss	14	0-1	0-0	0-0	1-1-2	0	1	0	2	1	0	
Alabama	13	1-1	0-0	2-2	0-3-3	4	0	0	3	0	4	
at Florida	11	2-2	0-0	0-1	4-0-4	3	1	2	0	0	4	
South Carolina	15	2-3	0-0	4-4	0-0-0	4	5	0	4	0	8	
Kentucky	8	2-2	0-0	0-3	1-0-1	1	1	1	0	0	4	
at Georgia	24	2-3	1-2	0-0	0-3-3	3	2	1	1	0	5	
at Tennessee	7	0-2	0-0	0-0	1-0-1	3	1	0	0	1	0	
Mississippi State	15	3-3	0-0	0-1	2-3-5	1	1	0	2	1	6	
at Missouri	16	5-5	1-1	1-2	4-2-6	4	0	3	1	0	12	
Georgia	15	3-4	0-0	4-9	2-1-3	3	5	1	1	1	10	

CARDWELL'S CAREER STATISTICS

SEASON	TEAM	GP-GS	MIN/AVG	Field Goals		3-Point		F-Throws		Rebounds				Scoring						
				FG-FGA	FG%	3FG-3FGA	3FG%	FT-FTA	FT%	OFF	DEF	TOT	AVG	PF-FO	A	TO	BLK	STL	PTS	AVG
2020-21	AUB	27-0	409/15.1	43-61	.705	1-1	1.000	16-28	.571	49	49	98	3.6	57-1	13	41	17	12	103	3.8
2021-22	AUB	34-0	394/11.6	49-71	.690	0-1	.000	4-10	.400	53	49	102	3.0	60-0	18	9	42	18	102	3.0
2022-23	AUB	32-1	428/13.4	56-75	.747	0-1	.000	7-22	.318	54	66	120	3.8	64-0	35	20	43	9	119	3.7
2023-24	AUB	31-1	451/14.5	65-92	.707	2-5	.400	33-56	.589	56	59	115	3.7	72-0	38	24	44	19	165	5.3
TOTAL		124-2	1682/13.6	213-299	.712	3-8	.375	60-116	.517	212	223	435	3.5	253-1	104	94	146	58	489	3.9

2023-24 OVERALL STATISTICS

Game Records

Record	Overall	Home	Away	Neutral
ALL GAMES	24-7	15-1	5-5	4-1
CONFERENCE	13-5	8-1	5-4	0-0
NON-CONFERENCE	11-2	7-0	0-1	4-1

Score by Periods

Team	1st	2nd	OT	TOT
Auburn	1269	1319	0	2588
Opponents	968	1157	0	2125

Team Box Score

No.	Player				Total		3-Point		F-Throw		Rebounds								PTS	AVG		
		GP-GS	MIN	AVG	FG-FGA	FG%	3FG-3FGA	3FG%	FT-FTA	FT%	OFF	DEF	TOT	AVG	PF	DQ	A	TO			BLK	STL
4	BROOME, Johni	31-30	769:58	24.8	194-356	.545	24-67	.358	93-155	.600	76	186	262	8.5	74	2	65	49	71	29	505	16.3
2	WILLIAMS, Jaylin	30-29	722:14	24.1	138-239	.577	31-78	.397	80-97	.825	35	97	132	4.4	48	0	59	32	16	22	387	12.9
10	BAKER-MAZARA, Chad	31-5	691:25	22.3	93-205	.454	36-84	.429	96-109	.881	31	89	120	3.9	77	1	70	37	17	33	318	10.3
12	JONES, Denver	31-29	670:04	21.6	82-191	.429	45-108	.417	61-67	.910	17	44	61	2.0	34	0	45	27	3	22	270	8.7
1	HOLLOWAY, Aden	31-22	631:05	20.4	76-236	.322	50-162	.309	39-51	.765	6	38	44	1.4	39	0	85	27	1	13	241	7.8
0	JOHNSON, K.D.	31-1	547:50	17.7	70-185	.378	24-86	.279	60-76	.789	9	43	52	1.7	79	3	42	27	7	38	224	7.2
3	DONALDSON, Tre	31-10	587:54	19.0	79-168	.470	23-60	.383	26-31	.839	11	64	75	2.4	37	0	100	42	0	26	207	6.7
44	CARDWELL, Dylan	31-1	450:38	14.5	65-92	.707	2-5	.400	33-56	.589	56	59	115	3.7	72	0	38	24	44	19	165	5.3
31	JOHNSON, Chaney	31-2	474:14	15.3	55-109	.505	7-28	.250	26-36	.722	29	83	112	3.6	74	1	23	27	13	16	143	4.6
5	MOORE, Chris	30-26	399:55	13.3	22-56	.393	4-21	.190	16-21	.762	24	24	48	1.6	31	0	23	16	10	11	64	2.1
24	BERMAN, Lior	28-0	180:29	6.4	16-36	.444	6-17	.353	10-15	.667	12	20	32	1.1	20	0	7	5	1	2	48	1.7
21	MUSCHALEK, Blake	13-0	18:57	1.5	0-3	.000	0-0	.000	8-13	.615	0	1	1	0.1	0	0	1	1	0	1	8	0.6
23	SCOTT, Addarin	14-0	20:25	1.5	2-2	1.000	0-0	.000	2-2	1.000	2	3	5	0.4	4	0	1	2	3	0	6	0.4
55	HARPER, Jalen	11-0	14:54	1.4	1-8	.125	0-2	.000	0-0	.000	0	0	0	0.0	2	0	1	0	0	0	2	0.2
14	PATTERSON, Presley	1-0	00:08	0.1	0-0	.000	0-0	.000	0-0	.000	0	0	0	0.0	0	0	0	0	0	0	0	0.0
20	SOBERA, Carter	13-0	18:20	1.4	0-2	.000	0-0	.000	0-0	.000	1	4	5	0.4	0	0	0	0	0	0	0	0.0
42	ALEXANDER, Haston	1-0	01:31	1.5	0-0	.000	0-0	.000	0-0	.000	0	1	1	1.0	1	0	0	0	0	0	0	0.0
Team											49	65	114					12				
Total		31	6200		893-1888	.473	252-718	.351	550-729	.754	358	821	1179	38.0	592	7	560	328	186	232	2588	83.5
Opponents		31	6200		697-1798	.388	189-618	.306	542-731	.741	351	709	1060	34.2	594	13	300	403	98	202	2125	68.5

Team Statistics

	AUB	OPP
Scoring	2588	2125
Points per game	83.5	68.5
Scoring margin	+14.9	-
Field goals-att	893-1888	697-1798
Field goal pct	.473	.388
3 point fg-att	252-718	189-618
3-point FG pct	.351	.306
3-pt FG made per game	8.1	6.1
Free throws-att	550-729	542-731
Free throw pct	.754	.741
F-Throws made per game	17.7	17.5
Rebounds	1179	1060
Rebounds per game	38.0	34.2
Rebounding margin	+3.8	-
Assists	560	300
Assists per game	18.1	9.7
Turnovers	328	403
Turnovers per game	10.6	13.0
Turnover margin	+2.4	-
Assist/turnover ratio	1.7	0.7
Steals	232	202
Steals per game	7.5	6.5
Blocks	186	98
Blocks per game	6.0	3.2
Winning streak	3	-
Home win streak	2	-
Attendance	145936	119535
Home games-Avg/Game	16-9121	10-11954
Neutral site-Avg/Game	-	5-5716

Team Results

Date	Opponent		Score	Att.
11/07/2023	vs Baylor	L	82-88	3028
11/10/2023	Southeastern La.	W	86-71	9121
11/16/2023	vs Notre Dame	W	83-59	5524
11/17/2023	vs St. Bonaventure	W	77-60	4849
11/21/2023	Alabama A&M	W	84-54	9121
11/29/2023	Virginia Tech	W	74-57	9121
12/03/2023	at App State	L	64-69	7037
12/09/2023	vs Indiana	W	104-76	8623
12/13/2023	vs UNC Asheville	W	87-62	6556
12/17/2023	Southern California	W	91-75	9121
12/22/2023	Alabama St.	W	82-62	9121
12/30/2023	Chattanooga	W	101-66	9121
01/02/2024	Penn	W	88-68	9121
01/06/2024	at Arkansas	W	83-51	19200
01/09/2024	Texas A&M	W	66-55	9121
01/13/2024	LSU	W	93-78	9121
01/17/2024	at Vanderbilt	W	80-65	7099
01/20/2024	Ole Miss	W	82-59	9121
01/24/2024	at Alabama	L	75-79	13474
01/27/2024	at Mississippi St.	L	58-64	9175
01/31/2024	Vanderbilt	W	81-54	9121
02/03/2024	at Ole Miss	W	91-77	9631
02/07/2024	Alabama	W	99-81	9121
02/10/2024	at Florida	L	65-81	10808
02/14/2024	South Carolina	W	101-61	9121
02/17/2024	Kentucky	L	59-70	9121
02/24/2024	at Georgia	W	97-76	10523
02/28/2024	at Tennessee	L	84-92	22547
03/02/2024	Mississippi St.	W	78-63	9121
03/05/2024	at Missouri	W	101-74	10041
03/09/2024	Georgia	W	92-78	9121

2023-24 CONFERENCE STATISTICS

Game Records

Record	Overall	Home	Away	Neutral
ALL GAMES	13-5	8-1	5-4	0-0
CONFERENCE	13-5	8-1	5-4	0-0
NON-CONFERENCE	0-0	0-0	0-0	0-0

Score by Periods

Team	1st	2nd	OT	TOT
Auburn	701	784	0	1485
Opponents	593	665	0	1258

Team Box Score

No.	Player				Total		3-Point		F-Throw		Rebounds								PTS	AVG		
		GP-GS	MIN	AVG	FG-FGA	FG%	3FG-3FGA	3FG%	FT-FTA	FT%	OFF	DEF	TOT	AVG	PF	DQ	A	TO			BLK	STL
4	BROOME, Johni	18-18	470:51	26.2	115-216	.532	17-41	.415	53-84	.631	42	107	149	8.3	42	1	44	27	45	19	300	16.7
2	WILLIAMS, Jaylin	17-16	437:05	25.7	82-143	.573	19-46	.413	55-65	.846	16	52	68	4.0	30	0	33	18	8	10	238	14.0
10	BAKER-MAZARA, Chad	18-5	438:06	24.3	58-126	.460	24-51	.471	59-67	.881	18	60	78	4.3	52	1	44	30	12	22	199	11.1
12	JONES, Denver	18-17	402:02	22.3	52-115	.452	29-63	.460	33-37	.892	10	18	28	1.6	22	0	23	13	3	15	166	9.2
0	JOHNSON, K.D.	18-1	330:54	18.4	38-110	.345	12-48	.250	37-47	.787	4	23	27	1.5	46	2	24	18	4	22	125	6.9
3	DONALDSON, Tre	18-7	349:30	19.4	42-94	.447	11-30	.367	14-17	.824	4	38	42	2.3	23	0	55	24	0	17	109	6.1
1	HOLLOWAY, Aden	18-11	341:24	19.0	34-113	.301	20-80	.250	16-22	.727	4	23	27	1.5	21	0	34	14	0	9	104	5.8
44	CARDWELL, Dylan	18-0	250:50	13.9	37-51	.725	2-4	.500	20-36	.556	29	33	62	3.4	44	0	26	15	28	9	96	5.3
31	JOHNSON, Chaney	18-2	263:06	14.6	34-61	.557	5-17	.294	18-23	.783	11	49	60	3.3	42	0	14	14	7	6	91	5.1
24	BERMAN, Lior	16-0	98:49	6.2	11-22	.500	4-10	.400	6-7	.857	5	11	16	1.0	12	0	5	4	0	2	32	2.0
5	MOORE, Chris	17-13	185:21	10.9	7-25	.280	3-11	.273	1-2	.500	13	11	24	1.4	14	0	8	7	4	7	18	1.1
23	SCOTT, Addarin	6-0	08:41	1.4	2-2	1.000	0-0	.000	0-0	.000	0	1	1	0.2	3	0	1	1	2	0	4	0.7
55	HARPER, Jalen	5-0	07:02	1.4	1-3	.333	0-0	.000	0-0	.000	0	0	0	0.0	1	0	1	0	0	0	2	0.4
21	MUSCHALEK, Blake	6-0	09:11	1.5	0-0	.000	0-0	.000	1-2	.500	0	1	1	0.2	0	0	1	1	0	0	1	0.2
14	PATTERSON, Presley	1-0	00:08	0.1	0-0	.000	0-0	.000	0-0	.000	0	0	0	0.0	0	0	0	0	0	0	0	0.0
20	SOBERA, Carter	5-0	07:02	1.4	0-1	.000	0-0	.000	0-0	.000	1	3	4	0.8	0	0	0	0	0	0	0	0.0
Team											35	34	69				8					
Total		18	3600		513-1082	.474	146-401	.364	313-409	.765	192	464	656	36.4	352	4	313	194	113	138	1485	82.5
Opponents		18	3600		407-1051	.387	109-351	.311	335-453	.740	222	413	635	35.3	345	5	170	226	65	119	1258	69.9

Team Statistics

	AUB	OPP
Scoring	1485	1258
Points per game	82.5	69.9
Scoring margin	+12.6	-
Field goals-att	513-1082	407-1051
Field goal pct	.474	.387
3 point fg-att	146-401	109-351
3-point FG pct	.364	.311
3-pt FG made per game	8.1	6.1
Free throws-att	313-409	335-453
Free throw pct	.765	.740
F-Throws made per game	17.4	18.6
Rebounds	656	635
Rebounds per game	36.4	35.3
Rebounding margin	+1.2	-
Assists	313	170
Assists per game	17.4	9.4
Turnovers	194	226
Turnovers per game	10.8	12.6
Turnover margin	+1.8	-
Assist/turnover ratio	1.6	0.8
Steals	138	119
Steals per game	7.7	6.6
Blocks	113	65
Blocks per game	6.3	3.6
Winning streak	3	-
Home win streak	2	-
Attendance	82089	112498
Home games-Avg/Game	9-9121	9-12500
Neutral site-Avg/Game	-	0-0

Team Results

Date	Opponent		Score	Att.
01/06/2024	at Arkansas	W	83-51	19200
01/09/2024	Texas A&M	W	66-55	9121
01/13/2024	LSU	W	93-78	9121
01/17/2024	at Vanderbilt	W	80-65	7099
01/20/2024	Ole Miss	W	82-59	9121
01/24/2024	at Alabama	L	75-79	13474
01/27/2024	at Mississippi St.	L	58-64	9175
01/31/2024	Vanderbilt	W	81-54	9121
02/03/2024	at Ole Miss	W	91-77	9631
02/07/2024	Alabama	W	99-81	9121
02/10/2024	at Florida	L	65-81	10808
02/14/2024	South Carolina	W	101-61	9121
02/17/2024	Kentucky	L	59-70	9121
02/24/2024	at Georgia	W	97-76	10523
02/28/2024	at Tennessee	L	84-92	22547
03/02/2024	Mississippi St.	W	78-63	9121
03/05/2024	at Missouri	W	101-74	10041
03/09/2024	Georgia	W	92-78	9121

TEAM AND OPPONENT SUPERLATIVES

AUBURN GAME HIGHS

Auburn - Game Highs

POINTS	104	vs Indiana (N) (12/09/2023)
	101	at Missouri (03/05/2024)
	101	South Carolina (02/14/2024)
	101	Chattanooga (12/30/2023)
	99	Alabama (02/07/2024)
FIELD GOALS MADE	37	Chattanooga (12/30/2023)
	36	at Georgia (02/24/2024)
	36	South Carolina (02/14/2024)
FIELD GOAL ATTEMPTS	72	vs Indiana (N) (12/09/2023)
	70	at Arkansas (01/06/2024)
	70	Southeastern La. (11/10/2023)
FIELD GOAL PERCENTAGE	.621 (36-58)	at Georgia (02/24/2024)
	.610 (36-59)	South Carolina (02/14/2024)
3 PT FG MADE	14	at Georgia (02/24/2024)
	14	vs Indiana (N) (12/09/2023)
3 PT FG ATTEMPTS	35	Penn (01/02/2024)
	32	Southeastern La. (11/10/2023)
3 PT FG PERCENTAGE	.600 (12-20)	South Carolina (02/14/2024)
	.538 (14-26)	at Georgia (02/24/2024)
FREE THROWS MADE	40	Alabama (02/07/2024)
	27	LSU (01/13/2024)
FREE THROW ATTEMPTS	50	Alabama (02/07/2024)
	36	Virginia Tech (11/29/2023)
	36	Alabama A&M (11/21/2023)
FREE THROW PERCENTAGE	.909 (10-11)	Ole Miss (01/20/2024)
	.895 (17-19)	South Carolina (02/14/2024)
REBOUNDS	48	at App State (12/03/2023)
	48	Alabama A&M (11/21/2023)
ASSISTS	29	Georgia (03/09/2024)
	25	at Ole Miss (02/03/2024)
	25	vs Indiana (N) (12/09/2023)
STEALS	15	LSU (01/13/2024)
	13	Alabama (02/07/2024)
BLOCKED SHOTS	12	Alabama (02/07/2024)
	10	at Alabama (01/24/2024)
	10	vs Baylor (N) (11/07/2023)
TURNOVERS	18	Alabama St. (12/22/2023)
	16	at Tennessee (02/28/2024)
	16	Ole Miss (01/20/2024)
FOULS	32	vs Baylor (N) (11/07/2023)
	28	Alabama (02/07/2024)

OPPONENT GAME HIGHS

Opponent - Game Highs

POINTS	92	at Tennessee (02/28/2024)
	88	vs Baylor (N) (11/07/2023)
	81	at Florida (02/10/2024)
	81	Alabama (02/07/2024)
	79	at Alabama (01/24/2024)
FIELD GOALS MADE	28	at Tennessee (02/28/2024)
	28	at Ole Miss (02/03/2024)
FIELD GOAL ATTEMPTS	68	at Alabama (01/24/2024)
	67	at Florida (02/10/2024)
FIELD GOAL PERCENTAGE	.509 (28-55)	at Tennessee (02/28/2024)
	.452 (28-62)	at Ole Miss (02/03/2024)
3 PT FG MADE	11	at Alabama (01/24/2024)
	11	Chattanooga (12/30/2023)
3 PT FG ATTEMPTS	33	Chattanooga (12/30/2023)
	30	at Alabama (01/24/2024)
3 PT FG PERCENTAGE	.529 (9-17)	at Tennessee (02/28/2024)
	.474 (9-19)	vs Baylor (N) (11/07/2023)
FREE THROWS MADE	31	at Missouri (03/05/2024)
	28	Alabama (02/07/2024)
FREE THROW ATTEMPTS	35	at Missouri (03/05/2024)
	35	at Tennessee (02/28/2024)
	35	Alabama (02/07/2024)
FREE THROW PERCENTAGE	.886 (31-35)	at Missouri (03/05/2024)
	.875 (14-16)	Alabama St. (12/22/2023)
REBOUNDS	46	at Alabama (01/24/2024)
	45	at Mississippi St. (01/27/2024)
ASSISTS	20	at Ole Miss (02/03/2024)
	16	Chattanooga (12/30/2023)
STEALS	14	Alabama St. (12/22/2023)
	11	Texas A&M (01/09/2024)
BLOCKED SHOTS	7	at Florida (02/10/2024)
	6	at Missouri (03/05/2024)
	6	at Ole Miss (02/03/2024)
TURNOVERS	21	Virginia Tech (11/29/2023)
	19	Texas A&M (01/09/2024)
FOULS	33	Alabama (02/07/2024)
	26	Alabama A&M (11/21/2023)

AUBURN GAME LOWS

Auburn - Game Lows

POINTS	58	at Mississippi St. (01/27/2024)
	59	Kentucky (02/17/2024)
	64	at App State (12/03/2023)
	65	at Florida (02/10/2024)
	66	Texas A&M (01/09/2024)
FIELD GOALS MADE	17	Kentucky (02/17/2024)
	19	at Mississippi St. (01/27/2024)
FIELD GOAL ATTEMPTS	51	Texas A&M (01/09/2024)
	52	vs St. Bonaventure (N) (11/17/2023)
FIELD GOAL PERCENTAGE	.309 (17-55)	Kentucky (02/17/2024)
	.339 (19-56)	at Mississippi St. (01/27/2024)
3 PT FG MADE	2	Virginia Tech (11/29/2023)
	3	at Florida (02/10/2024)
	3	at App State (12/03/2023)
3 PT FG ATTEMPTS	16	Virginia Tech (11/29/2023)
	17	at Florida (02/10/2024)
3 PT FG PERCENTAGE	.111 (3-27)	at App State (12/03/2023)
	.125 (2-16)	Virginia Tech (11/29/2023)
FREE THROWS MADE	8	at Arkansas (01/06/2024)
	9	at Ole Miss (02/03/2024)
	9	at App State (12/03/2023)
FREE THROW ATTEMPTS	11	Ole Miss (01/20/2024)
	11	at Arkansas (01/06/2024)
FREE THROW PERCENTAGE	.474 (9-19)	at App State (12/03/2023)
	.538 (14-26)	at Florida (02/10/2024)
REBOUNDS	29	South Carolina (02/14/2024)
	29	Ole Miss (01/20/2024)
ASSISTS	10	at Florida (02/10/2024)
	11	Kentucky (02/17/2024)
	11	at Alabama (01/24/2024)
STEALS	1	at Florida (02/10/2024)
	3	at Georgia (02/24/2024)
	3	at App State (12/03/2023)
BLOCKED SHOTS	2	at Florida (02/10/2024)
	2	at App State (12/03/2023)
TURNOVERS	3	vs Indiana (N) (12/09/2023)
	5	Alabama (02/07/2024)
FOULS	11	Penn (01/02/2024)
	13	Alabama St. (12/22/2023)

OPPONENT GAME LOWS

Opponent - Game Lows

POINTS	51	at Arkansas (01/06/2024)
	54	Vanderbilt (01/31/2024)
	54	Alabama A&M (11/21/2023)
	55	Texas A&M (01/09/2024)
	57	Virginia Tech (11/29/2023)
FIELD GOALS MADE	14	Virginia Tech (11/29/2023)
	15	Vanderbilt (01/31/2024)
FIELD GOAL ATTEMPTS	51	vs UNC Asheville (N) (12/13/2023)
	51	at App State (12/03/2023)
	51	Virginia Tech (11/29/2023)
FIELD GOAL PERCENTAGE	.268 (15-56)	Vanderbilt (01/31/2024)
	.275 (14-51)	Virginia Tech (11/29/2023)
3 PT FG MADE	2	vs Notre Dame (N) (11/16/2023)
	3	at Georgia (02/24/2024)
	3	South Carolina (02/14/2024)
	3	Texas A&M (01/09/2024)
	3	Alabama A&M (11/21/2023)
	3	vs St. Bonaventure (N) (11/17/2023)
3 PT FG ATTEMPTS	13	Kentucky (02/17/2024)
	14	at Georgia (02/24/2024)
	14	Southeastern La. (11/10/2023)
3 PT FG PERCENTAGE	.077 (2-26)	vs Notre Dame (N) (11/16/2023)
	.125 (3-24)	vs St. Bonaventure (N) (11/17/2023)
FREE THROWS MADE	8	at Arkansas (01/06/2024)
	8	Penn (01/02/2024)
FREE THROW ATTEMPTS	13	vs St. Bonaventure (N) (11/17/2023)
	14	Penn (01/02/2024)
FREE THROW PERCENTAGE	.500 (9-18)	at Mississippi St. (01/27/2024)
	.500 (9-18)	vs UNC Asheville (N) (12/13/2023)
REBOUNDS	23	Chattanooga (12/30/2023)
	24	at Georgia (02/24/2024)
ASSISTS	4	at Vanderbilt (01/17/2024)
	5	at Georgia (02/24/2024)
	5	South Carolina (02/14/2024)
STEALS	2	Alabama (02/07/2024)
	2	vs Indiana (N) (12/09/2023)
BLOCKED SHOTS	0	Georgia (03/09/2024)
	1	vs UNC Asheville (N) (12/13/2023)
	1	vs St. Bonaventure (N) (11/17/2023)
	1	Southeastern La. (11/10/2023)
TURNOVERS	6	at Georgia (02/24/2024)
	7	at Florida (02/10/2024)
	7	at App State (12/03/2023)
FOULS	9	vs UNC Asheville (N) (12/13/2023)
	11	at Arkansas (01/06/2024)

TEAM AND INDIVIDUAL SUPERLATIVES

AUBURN INDIVIDUAL HIGHS

Auburn - Individual Game Highs

POINTS	30	Johni Broome vs Virginia Tech (11/29/2023)
	26	Jaylin Williams vs Alabama (02/07/2024)
	25	Chad Baker-Mazara at Georgia (02/24/2024)
	25	Johni Broome at Alabama (01/24/2024)
	24	Johni Broome vs Alabama (02/07/2024)
	24	Johni Broome vs Penn (01/02/2024)
	24	Aden Holloway vs Indiana (N) (12/09/2023)
	24	Jaylin Williams vs Indiana (N) (12/09/2023)
FIELD GOALS MADE	11	Johni Broome at Alabama (01/24/2024)
	11	Johni Broome vs Virginia Tech (11/29/2023)
FIELD GOAL ATTEMPTS	19	Johni Broome vs Virginia Tech (11/29/2023)
	17	Johni Broome at Alabama (01/24/2024)
FIELD GOAL PERCENTAGE (min 5 made)	1.000 (9-9)	Jaylin Williams vs Chattanooga (12/30/2023)
	1.000 (7-7)	Jaylin Williams at Vanderbilt (01/17/2024)
	1.000 (5-5)	Dylan Cardwell at Missouri (03/05/2024)
3 PT FG MADE	7	Denver Jones vs Georgia (03/09/2024)
	5	Aden Holloway at Georgia (02/24/2024)
	5	Jaylin Williams vs South Carolina (02/14/2024)
	5	Aden Holloway vs Indiana (N) (12/09/2023)
3 PT FG ATTEMPTS	10	Aden Holloway vs LSU (01/13/2024)
	9	Denver Jones vs Georgia (03/09/2024)
3 PT FG PERCENTAGE (min 2 made)	1.000 (3-3)	Chad Baker-Mazara vs UNC Asheville (N) (12/13/2023)
	1.000 (3-3)	Denver Jones vs St. Bonaventure (N) (11/17/2023)
	1.000 (2-2)	Chaney Johnson vs Mississippi St. (03/02/2024)
	1.000 (2-2)	Chad Baker-Mazara vs South Carolina (02/14/2024)
	1.000 (2-2)	Johni Broome vs Vanderbilt (01/31/2024)
	1.000 (2-2)	Jaylin Williams at Vanderbilt (01/17/2024)
	1.000 (2-2)	Jaylin Williams vs LSU (01/13/2024)
	1.000 (2-2)	Jaylin Williams vs Chattanooga (12/30/2023)
	1.000 (2-2)	K.D. Johnson vs Chattanooga (12/30/2023)
	1.000 (2-2)	Denver Jones vs Southern California (12/17/2023)
FREE THROWS MADE	9	Chad Baker-Mazara vs Kentucky (02/17/2024)
	9	Johni Broome vs Alabama (02/07/2024)
	9	Jaylin Williams vs Alabama (02/07/2024)
FREE THROW ATTEMPTS	13	Johni Broome vs Virginia Tech (11/29/2023)
	11	Johni Broome vs Alabama (02/07/2024)
	11	Chad Baker-Mazara vs Alabama (02/07/2024)
	11	Johni Broome vs St. Bonaventure (N) (11/17/2023)
FREE THROW PERCENTAGE (min 3 made)	1.000 (9-9)	Chad Baker-Mazara vs Kentucky (02/17/2024)
	1.000 (8-8)	Jaylin Williams vs Mississippi St. (03/02/2024)
	1.000 (7-7)	Chad Baker-Mazara at Georgia (02/24/2024)
	1.000 (6-6)	Chad Baker-Mazara vs LSU (01/13/2024)
	1.000 (6-6)	K.D. Johnson vs LSU (01/13/2024)
	1.000 (6-6)	Jaylin Williams vs Alabama St. (12/22/2023)
	1.000 (6-6)	Denver Jones vs Southern California (12/17/2023)
	1.000 (6-6)	Denver Jones vs Virginia Tech (11/29/2023)
	1.000 (6-6)	Dylan Cardwell vs St. Bonaventure (N) (11/17/2023)
	1.000 (5-5)	Jaylin Williams at Missouri (03/05/2024)
	1.000 (5-5)	K.D. Johnson at Tennessee (02/28/2024)
	1.000 (5-5)	Jaylin Williams at Vanderbilt (01/17/2024)
	1.000 (5-5)	Jaylin Williams vs Texas A&M (01/09/2024)
	1.000 (5-5)	Aden Holloway vs Indiana (N) (12/09/2023)
	1.000 (5-5)	Chad Baker-Mazara vs Virginia Tech (11/29/2023)
	1.000 (4-4)	Chad Baker-Mazara at Missouri (03/05/2024)
	1.000 (4-4)	Denver Jones at Missouri (03/05/2024)
	1.000 (4-4)	Denver Jones at Tennessee (02/28/2024)
	1.000 (4-4)	Johni Broome vs Kentucky (02/17/2024)
	1.000 (4-4)	K.D. Johnson vs South Carolina (02/14/2024)
REBOUNDS	14	Johni Broome at Alabama (01/24/2024)
	13	Johni Broome at Georgia (02/24/2024)
	13	Johni Broome vs Alabama St. (12/22/2023)
	13	Johni Broome at App State (12/03/2023)
	13	Johni Broome vs Virginia Tech (11/29/2023)
ASSISTS	7	Johni Broome at Ole Miss (02/03/2024)
	7	Jaylin Williams vs Indiana (N) (12/09/2023)
STEALS	5	Chad Baker-Mazara vs LSU (01/13/2024)
	4	K.D. Johnson vs UNC Asheville (N) (12/13/2023)
BLOCKED SHOTS	5	Johni Broome vs Alabama (02/07/2024)
	5	Johni Broome vs Vanderbilt (01/31/2024)
	5	Johni Broome at Alabama (01/24/2024)
	5	Dylan Cardwell vs LSU (01/13/2024)
	5	Dylan Cardwell vs Baylor (N) (11/07/2023)
TURNOVERS	4	Chad Baker-Mazara vs Mississippi St. (03/02/2024)
	4	Chaney Johnson at Tennessee (02/28/2024)
	4	Chad Baker-Mazara at Tennessee (02/28/2024)
	4	Tre Donaldson vs Vanderbilt (01/31/2024)
	4	Johni Broome vs Ole Miss (01/20/2024)
	4	Dylan Cardwell vs Ole Miss (01/20/2024)
	4	Johni Broome vs Alabama St. (12/22/2023)
	4	Dylan Cardwell vs Notre Dame (N) (11/16/2023)
	4	Tre Donaldson vs Baylor (N) (11/07/2023)
FOULS	6	K.D. Johnson vs Virginia Tech (11/29/2023)
	6	Johni Broome vs Baylor (N) (11/07/2023)

OPPONENT INDIVIDUAL HIGHS

Opponent - Individual Game Highs

POINTS	39	Dalton Knecht at Tennessee (02/28/2024)
	28	Ja'Kobe Walter vs Baylor (N) (11/07/2023)
	25	Mark Sears vs Alabama (02/07/2024)
	24	Roger McFarlane vs Southeastern La. (11/10/2023)
	23	Josh Hubbard vs Mississippi St. (03/02/2024)
	23	Drew Pember vs UNC Asheville (N) (12/13/2023)
FIELD GOALS MADE	12	Dalton Knecht at Tennessee (02/28/2024)
	9	Mark Sears at Alabama (01/24/2024)
	9	Roger McFarlane vs Southeastern La. (11/10/2023)
FIELD GOAL ATTEMPTS	23	Roger McFarlane vs Southeastern La. (11/10/2023)
	21	Dalton Knecht at Tennessee (02/28/2024)
	21	Mark Sears at Alabama (01/24/2024)
FIELD GOAL PERCENTAGE (min 5 made)	.875 (7-8)	Chad Venning vs St. Bonaventure (N) (11/17/2023)
	.857 (6-7)	Moussa Cisse at Ole Miss (02/03/2024)
3 PT FG MADE	6	Josh Hubbard vs Mississippi St. (03/02/2024)
	5	Dalton Knecht at Tennessee (02/28/2024)
	5	Rylan Griffen at Alabama (01/24/2024)
3 PT FG ATTEMPTS	11	Josh Hubbard vs Mississippi St. (03/02/2024)
	10	Rylan Griffen at Alabama (01/24/2024)
3 PT FG PERCENTAGE (min 2 made)	1.000 (3-3)	Silas Demary Jr. vs Georgia (03/05/2024)
	1.000 (3-3)	Zakai Zeigler at Tennessee (02/28/2024)
FREE THROWS MADE	12	Sean East II at Missouri (03/05/2024)
	12	Mark Sears vs Alabama (02/07/2024)
FREE THROW ATTEMPTS	13	Sean East II at Missouri (03/05/2024)
	13	Mark Sears vs Alabama (02/07/2024)
FREE THROW PERCENTAGE (min 3 made)	1.000 (10-10)	Ja'Kobe Walter vs Baylor (N) (11/07/2023)
	1.000 (7-7)	Jordan Wright vs LSU (01/13/2024)
	1.000 (7-7)	Trae Hannibal vs LSU (01/13/2024)
	1.000 (6-6)	Adou Thiero vs Kentucky (02/17/2024)
	1.000 (6-6)	D.J. Wagner vs Kentucky (02/17/2024)
	1.000 (6-6)	Jaemyn Brakefield at Ole Miss (02/03/2024)
	1.000 (6-6)	Jason Rivera-Torres at Vanderbilt (01/17/2024)
	1.000 (5-5)	Riley Kugel at Florida (02/10/2024)
	1.000 (4-4)	Anthony Robinson II at Missouri (03/05/2024)
	1.000 (4-4)	Jordan Gainey at Tennessee (02/28/2024)
	1.000 (4-4)	Jabri Abdur-Rahim at Georgia (02/24/2024)
	1.000 (4-4)	Meechie Johnson vs South Carolina (02/14/2024)
	1.000 (4-4)	Zyon Pullin at Florida (02/10/2024)
	1.000 (4-4)	Allen Flanigan vs Ole Miss (01/20/2024)
	1.000 (4-4)	Wade Taylor IV vs Texas A&M (01/09/2024)
	1.000 (4-4)	Trey Bonham vs Chattanooga (12/30/2023)
	1.000 (4-4)	Mackenzie Mgbako vs Indiana (N) (12/09/2023)
	1.000 (4-4)	Terence Harcum at App State (12/03/2023)
	1.000 (4-4)	Nick Caldwell vs Southeastern La. (11/10/2023)
	1.000 (3-3)	Mark Sears at Alabama (01/24/2024)
REBOUNDS	13	Anderson Garcia vs Texas A&M (01/09/2024)
	12	Ven-Allen Lubin vs Vanderbilt (01/31/2024)
	12	D.J. Jeffries at Mississippi St. (01/27/2024)
ASSISTS	9	Zakai Zeigler at Tennessee (02/28/2024)
	8	Mark Sears at Alabama (01/24/2024)
STEALS	5	Reed Sheppard vs Kentucky (02/17/2024)
	4	Silas Demary Jr. at Georgia (02/24/2024)
	4	Jason Rivera-Torres at Vanderbilt (01/17/2024)
	4	Anderson Garcia vs Texas A&M (01/09/2024)
BLOCKED SHOTS	5	Micah Handlogten at Florida (02/10/2024)
	4	Josiah-Jordan James at Tennessee (02/28/2024)
	4	Moussa Cisse at Ole Miss (02/03/2024)
TURNOVERS	7	Henry Coleman III vs Texas A&M (01/09/2024)
	7	Sean Pedulla vs Virginia Tech (11/29/2023)
	7	Rayl Dennis vs Baylor (N) (11/07/2023)
FOULS	5	Jonas Aidoo at Tennessee (02/28/2024)
	5	Justin Edwards vs Kentucky (02/17/2024)
	5	Grant Nelson vs Alabama (02/07/2024)
	5	Aaron Estrada vs Alabama (02/07/2024)
	5	Evan Taylor vs Vanderbilt (01/31/2024)
	5	Vincent Iwuchukwu vs Southern California (12/17/2023)
	5	Isaiah Collier vs Southern California (12/17/2023)
	5	Justin Abson at App State (12/03/2023)
	5	Mekhi Long vs Virginia Tech (11/29/2023)
	5	Robbie Beran vs Virginia Tech (11/29/2023)
	5	Noel Brown vs St. Bonaventure (N) (11/17/2023)
	5	Chad Venning vs St. Bonaventure (N) (11/17/2023)
	5	Alec Woodard vs Southeastern La. (11/10/2023)

MISCELLANEOUS STATISTICS

AUBURN'S RECORD IN BRUCE PEARL ERA

Overall (On-Court)	24-7	211-118
Home	15-1	127-32
Away	5-5	47-66
Neutral	4-1	38-20
Conference (On-Court)	13-5	97-83
Home	8-1	61-29
Away	5-4	36-54
Non-Conference (On-Court)	11-2	109-35
Home	7-0	62-3
Away	0-1	9-12
Neutral	4-1	37-20
Overtime	0-0	12-6
Ranked opponents	4-3	22-29
Unranked opponents	20-4	177-89
Wearing white uniforms	16-1	125-42
Wearing navy uniforms	5-3	44-52
Wearing orange uniforms	3-3	30-24
Leading at half	23-1	155-25
Trailing at half	1-5	39-88
Tied at half	0-1	5-5
Leading with 5:00 remaining in second half	24-1	177-7
Trailing with 5:00 remaining in second half	0-5	20-106
Tied with 5:00 remaining in second half	0-1	4-5
Has more rebounds than opponent	15-1	125-28
Has fewer rebounds than opponent	7-5	70-51
Same rebounds as opponent	2-1	4-9
Commits more turnovers than opponent	3-4	46-72
Causes more turnovers than opponent	17-3	134-48
Same turnovers as opponent	4-0	19-8
Has more FT attempts than opponent	11-1	132-43
Has fewer FT attempts than opponent	13-5	65-71
Same FT attempts as opponent	0-1	3-4
Shoots 40% or better from field	22-4	169-53
Shoots less than 40% from field	2-3	30-65
Opponent shoots 40% or better from field	8-6	113-102
Opponent shoots less than 40% from field	16-1	86-16
Shoots better than opponent	23-3	149-22
Opponent shoots better	0-4	47-95
Same FG percentage	0-0	2-1
Auburn outscores opponent's bench	24-6	133-43
Opponent's bench outscores Auburn bench	0-1	63-70
Same points off the bench	0-0	2-6
Auburn scores 100 or more	4-0	13-1
Auburn scores between 90-99	6-0	32-2
Auburn scores between 80-89	10-2	75-19
Auburn scores between 70-79	3-1	55-26
Auburn scores between 60-69	1-2	20-41
Auburn scores less than 60	0-2	3-29
Opponent scores 100 or more	0-0	0-5
Opponent scores between 90-99	0-1	3-18
Opponent scores between 80-89	1-2	21-38
Opponent scores between 70-79	8-2	66-33
Opponent scores between 60-69	8-2	68-19
Opponent scores less than 60	7-0	40-5
On Sunday	1-1	7-4
On Monday	0-0	6-5
On Tuesday	4-1	38-24
On Wednesday	6-2	42-26
On Thursday	1-0	12-3
On Friday	3-0	26-6
On Saturday	9-3	68-50
In November	5-1	46-10
In December	5-1	47-14
In January	7-2	48-33
In February	4-3	32-43
In March	3-0	26-17
In April	0-0	0-1
Five-plus players score in double-figures	5-1	46-10
Four players score in double figures	12-0	75-21
Three players score in double figures	5-3	54-47
Two players score in double figures	2-3	24-32
One player scores in double figures	0-0	1-8

MISCELLANEOUS

Largest margin of victory	40 vs. South Carolina (2/14/24)
Smallest margin of victory	11 vs. Texas A&M (1/9/24)
Largest margin of defeat	16 at Florida (2/10/24)
Smallest margin of defeat	4 at Alabama (1/24/24)
Biggest rebound margin	+23 vs. Chattanooga (12/30/23)
Biggest rebound deficit	-15 at Mississippi State (1/27/24)
Average margin of victory/defeat	+21.6/-8.0
Largest halftime lead	+34 (49-15) vs. Alabama A&M (11/21/23)
Largest halftime lead blown	+9 (43-34) vs. Baylor (11/7/23)
Largest halftime deficit	-16 (42-26) at Florida (2/10/24)
Largest halftime deficit overcome to win	-9 (44-35) at Ole Miss (2/3/24)
Largest overall lead	43 vs. Alabama A&M, 2nd Half (11/21/23)
Largest overall lead blown	9 vs. Baylor, 1st Half (11/7/23)
Largest overall deficit	-29 at Florida, 2nd Half (2/10/24)
Largest deficit overcome to win	-13 at Ole Miss (2/3/24)

TEAM EXTREMES

Most points scored	104 vs. Indiana (12/9/23)
Fewest points scored	58 at Mississippi State (1/27/24)
Most rebounds	48 at Appalachian St. (12/3/23), vs. Alabama A&M (11/21/23)
Fewest rebounds	29 vs. South Carolina (2/14/24), vs. Ole Miss (1/20/24)
Most assists	29 vs. Georgia (3/9/24)
Fewest assists	9 at Florida (2/10/24)
Most turnovers	18 vs. Alabama State (12/22/23)
Fewest turnovers	3 vs. Indiana (12/9/23) - tied school single-game record
Most steals	15 vs. LSU (1/13/24)
Fewest steals	1 at Florida (2/10/24)
Most blocks	12 vs. Alabama (2/7/24)
Fewest blocks	2 at Florida (2/10/24), at Appalachian State (12/3/23)
Best shooting percentage	.621 (36-58) at Georgia (2/24/24)
Worst shooting percentage	.309 (17-55) vs. Kentucky (2/17/24)
Best 3-pt. percentage	.600 (12-20) vs. South Carolina (2/14/24)
Worst 3-pt. percentage	.111 (3-27) at Appalachian State (12/3/23)
Best FT percentage	.909 (10-11) vs. Ole Miss (1/20/24)
Worst FT percentage	.474 (9-19) at Appalachian State (12/3/23)
Most points (1st half)	55 vs. Alabama (2/7/24)
Fewest points (1st half)	21 at Mississippi State (1/27/24)
Most points (2nd half)	56 at Ole Miss (2/3/24)
Fewest points (2nd half)	29 vs. St. Bonaventure (11/17/23)
Most points (OT)	
Fewest points (OT)	

STARTING LINEUPS

Record when starting lineup is:

Donaldson, Jones, Moore, J. Williams, Broome	5-3
Holloway, Jones, Moore, J. Williams, Broome	14-2
Holloway, Jones, Baker-Mazara, C. Johnson, Broome	4-1
Holloway, Donaldson, Moore, J. Williams, Cardwell	1-0
Donaldson, K. Johnson, Moore, J. Williams, Broome	0-1

Record when starts (Career):

Johni Broome	23-7 (85-38)
Jaylin Williams	23-6 (55-33)
Chaney Johnson	1-1 (50-18)
Denver Jones	23-6 (40-23)
Chris Moore	20-6 (32-9)
K.D. Johnson	0-1 (25-7)
Aden Holloway	19-3 (19-3)
Chad Baker-Mazara	4-1 (11-7)
Tre Donaldson	6-4 (6-4)
Dylan Cardwell	1-0 (2-0)

2023-24 BOX SCORES

GAME 1 | #20/17 BAYLOR 88, AUBURN 82

Official Basketball Box Score - Final
Auburn at Baylor
 11/07/23 Sanford Pentagon, Sioux Falls
 2023-24 Men's Basketball

Game Time: 8:00 PM
 Game Duration: 2:25
 Attendance: 3,028

Officials: Doug Simons, Pat Adams, Terry Olesby

NO. Name	Min	FG			Rebounds			Fouls			TP	AS	TO	ST	Blocks			+/-
		M-A	M-A	M-A	OR	DR	TOT	PF	FD	PF					FD	BS	BA	
2 Jaylin Williams	F 26:31	2-6	0-1	0-0	2	4	6	1	4	1	2	0	1	0	0	0	-9	
4 Johni Broome	F 25:25	4-10	2-3	6-10	5	6	11	6	7	16	2	1	0	1	1	-9		
5 Chris Moore	F 23:04	2-4	0-0	0-0	0	2	2	4	2	4	1	0	0	0	2	-11		
3 Tre Donaldson	G 13:56	2-3	0-1	2-2	0	3	3	4	1	6	1	4	0	0	1	-3		
12 Denver Jones	G 23:50	4-10	3-5	2-2	0	1	1	2	2	13	2	2	1	0	1	4		
0 K.D. Johnson	16:10	3-5	0-1	0-0	0	0	0	4	0	6	0	1	1	0	0	-10		
1 Aden Holloway	26:04	6-15	4-8	3-5	0	3	3	0	3	19	6	3	0	1	1	-9		
10 Chad Baker-Mazara	12:17	2-4	0-0	3-3	2	0	2	4	3	7	0	1	2	0	0	3		
31 Chaney Johnson	13:45	1-3	0-0	0-0	1	2	3	2	2	2	1	0	0	0	0	1		
44 Dylan Cardwell	14:19	2-3	0-0	1-3	2	2	4	4	2	5	4	0	1	5	0	5		
24 Lior Berman	04:39	0-0	0-0	0-0	0	0	0	1	0	0	0	0	0	0	0	2		
Team					2	1	3			0		1						
Totals		28-63	9-19	17-25	14	24	38	32	21	82	18	15	5	10	4	-6		

Technical Fouls: Broome 2ndQ:27

NO. Name	Min	FG			Rebounds			Fouls			TP	AS	TO	ST	Blocks			+/-
		M-A	M-A	M-A	OR	DR	TOT	PF	FD	PF					FD	BS	BA	
11 Jalen Bridges	F 31:13	4-10	2-6	3-5	1	7	8	1	4	13	2	0	2	1	1	12		
23 Jonathan Tcharnwa Tchatchoua	F 06:33	0-0	0-0	0-0	1	0	1	0	0	0	0	0	0	0	0	-5		
2 Jayden Nunn	G 28:58	1-8	0-1	5-6	2	4	6	3	5	7	3	0	3	1	3	15		
4 JaKobe Walter	G 33:25	7-13	4-7	10-10	3	3	6	2	8	28	0	2	0	0	1	9		
10 Ray J Dennis	G 28:51	6-10	1-1	2-2	0	4	4	4	1	15	2	7	2	0	1	10		
21 Yves Missi	17:41	3-5	0-0	4-6	0	0	0	4	8	10	0	1	2	2	1	17		
13 Langston Love	20:23	3-9	2-4	2-3	1	1	2	1	2	10	1	0	1	0	1	-9		
15 Josh Ojanwuna	15:46	1-2	0-0	1-2	3	2	5	4	2	3	1	2	0	0	0	-6		
1 Miro Little	02:09	1-1	0-0	0-0	1	1	2	1	2	0	2	0	0	0	0	-3		
12 Dantwan Grimes	02:32	0-2	0-0	0-0	1	0	1	0	0	0	0	0	0	0	2	-5		
33 Caleb Lohner	12:29	0-0	0-0	0-0	1	1	2	0	0	0	1	0	0	0	0	-5		
Team					1	1	2			0		1						
Totals		26-60	9-19	27-34	14	24	38	22	31	88	10	15	10	4	10	6		

Technical Fouls: Walter 2ndQ:27

AUBURN		BAYLOR		Points from Turnovers		AUBURN		BAYLOR		Period by Period Scoring					
Biggest lead	9 (1 st 0:22)	6 (1 st 12:21)	Turnovers	16	18	1st	2nd	TOT	AUBURN	34	82	BAYLOR	43	54	88
Best Scoring Run	7 (1 st 6:16)	11 (2 nd 1:25)	Paint	34	32										
Lead Changes	6		Second Chance	12	17										
Times Tied	5		Fast Breaks	14	9										
Time with Lead	25:20	11:08	Bench	39	25										

GAME 2 | AUBURN 86, SOUTHEASTERN LOUISIANA 71

Official Basketball Box Score - Final
Southeastern La. at Auburn
 11/07/23 Neville Arena, Auburn
 2023-24 Men's Basketball

Game Time: 7:00 PM
 Game Duration: 2:04
 Attendance: 9,121

Officials: Mike Nance, Garrick Shannon, Hunter Ailen

NO. Name	Min	FG			Rebounds			Fouls			TP	AS	TO	ST	Blocks			+/-
		M-A	M-A	M-A	OR	DR	TOT	PF	FD	PF					FD	BS	BA	
15 Brody Rowbury	F 35:17	2-5	0-0	5-8	1	4	5	1	7	9	1	0	2	0	1	-6		
22 Nick Caldwell	F 18:57	3-6	0-1	4-4	3	3	6	4	2	10	0	0	0	0	0	-6		
1 Avery Wilson	G 23:44	2-4	0-0	0-0	0	1	1	4	1	4	1	1	0	1	0	-6		
2 Roscoe Eastmond	G 35:05	5-15	1-2	4-6	2	2	4	2	3	15	2	3	1	0	2	-15		
3 Roger McFarlane	G 35:20	9-23	4-7	2-2	2	9	11	1	1	24	0	1	0	0	3	-17		
8 Carlos Paez	14:34	1-3	0-1	0-0	0	1	1	3	1	2	0	1	0	0	1	-6		
20 Alec Woodard	22:01	3-5	0-1	0-0	2	1	3	5	2	6	0	1	1	0	0	-7		
14 Dylan Canoville	03:35	0-0	0-0	0-0	0	0	0	0	0	0	0	0	0	0	0	-7		
11 Anthony Bitar	04:48	0-0	0-0	1-2	0	0	0	0	1	1	0	1	0	0	0	-4		
0 Kam Burton	06:39	0-2	0-2	0-0	0	0	0	0	0	0	0	0	0	0	0	-1		
Team					0	2	2			0		0						
Totals		25-63	5-14	16-22	10	23	33	20	19	71	6	9	5	1	7	-15		

Technical Fouls: NONE

NO. Name	Min	FG			Rebounds			Fouls			TP	AS	TO	ST	Blocks			+/-
		M-A	M-A	M-A	OR	DR	TOT	PF	FD	PF					FD	BS	BA	
2 Jaylin Williams	F 21:28	2-7	2-5	3-4	2	1	3	1	3	9	2	1	1	2	0	9		
4 Johni Broome	F 24:09	7-12	1-1	3-3	2	9	11	4	2	18	2	2	1	2	0	6		
5 Chris Moore	F 12:26	1-2	0-1	0-0	1	1	2	0	0	2	1	1	0	1	0	11		
3 Tre Donaldson	G 17:54	1-4	1-2	0-0	0	3	3	2	1	3	4	1	0	0	0	-2		
12 Denver Jones	G 22:19	2-5	1-3	3-4	0	2	2	1	2	8	4	2	0	0	0	13		
10 Chad Baker-Mazara	23:29	3-6	1-3	5-6	0	6	6	3	4	12	1	1	0	1	0	5		
31 Chaney Johnson	18:32	2-11	0-3	0-0	7	4	11	1	2	4	1	3	1	1	0	6		
0 K.D. Johnson	19:24	4-9	2-5	3-3	0	2	2	2	13	3	1	2	0	1	1	9		
1 Aden Holloway	22:06	4-10	3-8	0-0	0	0	0	2	2	11	3	0	0	0	0	17		
44 Dylan Cardwell	15:51	3-3	0-0	0-0	2	2	4	0	2	6	0	0	0	1	0	9		
24 Lior Berman	02:22	0-1	0-0	0-0	0	0	0	0	1	0	0	0	0	0	0	-8		
Team					1	1	2			0		0						
Totals		29-70	11-32	17-20	15	31	46	19	20	86	21	11	6	7	1	15		

Technical Fouls: NONE

SLU		AUB		Points from Turnovers		SLU		AUB		Period by Period Scoring						
Biggest lead	2 (1 st 19:08)	17 (2 nd 18:41)	Turnovers	12	10	1st	2nd	TOT	SLU	28	43	71	AUB	39	47	86
Best Scoring Run	8 (1 st 6:50)	11 (1 st 12:58)	Paint	32	36											
Lead Changes	3		Second Chance	19	17											
Times Tied	0		Fast Breaks	11	12											
Time with Lead	03:39	35:29	Bench	9	46											

GAME 3 | AUBURN 83, NOTRE DAME 59

Official Basketball Box Score - Final
Auburn at Notre Dame
 11/16/23 Barclays Center, Brooklyn
 2023 Vivid Seats Legends Classic Presented by Old Trapper

Game Time: 9:00 PM
 Game Duration: 1:55
 Attendance: 5,324

Officials: Matt Potter, AJ Desai, Pat Evans

NO. Name	Min	FG			Rebounds			Fouls			TP	AS	TO	ST	Blocks			+/-
		M-A	M-A	M-A	OR	DR	TOT	PF	FD	PF					FD	BS	BA	
2 Jaylin Williams	F 22:31	5-9	1-3	0-0	1	6	7	0	1	11	2	1	0	2	0	12		
4 Johni Broome	F 19:03	7-11	1-2	0-1	2	4	6	4	2	15	4	3	0	1	0	23		
5 Chris Moore	F 22:49	3-4	1-1	3-4	1	3	4	0	2	10	2	0	0	0	1	19		
1 Aden Holloway	G 22:42	5-9	4-5	1-1	1	0	1	1	15	5	2	0	0	0	21			
12 Denver Jones	G 17:53	1-5	0-2	0-0	0	2	2	2	2	2	1	1	1	0	0	14		
0 K.D. Johnson	22:16	1-6	0-2	6-7	0	3	3	2	5	8	0	1	1	0	1	13		
10 Chad Baker-Mazara	18:44	2-3	0-1	2-3	0	2	2	0	3	6	1	1	1	1	0	5		
31 Chaney Johnson	13:22	2-2	0-0	0-0	4	4	5	0	4	1	0	0	0	0	0	12		
3 Tre Donaldson	16:34	4-6	2-4	0-0	1	1	2	0	10	5	0	1	0	0	3			
44 Dylan Cardwell	15:36	1-2	0-0	0-0	1	0	1	2	0	2	1	4						

2023-24 BOX SCORES

GAME 5 | AUBURN 84, ALABAMA A&M 54



Official Basketball Box Score - Final
Alabama A&M at Auburn
11/29/23 Neville Arena, Auburn
2023-24 Men's Basketball

Game Time: 7:00 PM
Game Duration: 2:04
Attendance: 9,121

Officials: Pat Adams, Rob Rorker, Doug Simmons

NO.	Name	Min	FG		3P		FT		Rebounds		Fouls		TP	AS	TO	ST	Blocks		+/-
			M/A	A/A	M/A	A/A	M/A	A/A	OR	DR	PF	FT					BS	BA	
2	Omarri Peek	F 21:33	1-7	0-2	2-2	1-1	2-3	0-3	4	0	0	1	0	1	0	1	0	1	-30
34	EU Williams	C 13:40	1-3	0-0	0-0	1-0	1-1	2-2	1	1	3	0	0	0	0	0	0	0	-19
4	Caleb Blackwell	G 22:28	0-4	0-3	0-0	0-1	1-1	3-1	0	0	1	0	2	0	0	0	0	0	-37
15	Dalain Smith	F 18:21	3-8	0-1	1-1	1-0	1-1	3-1	7	0	1	0	1	0	0	0	0	-7	
22	Lorenzo Downey	G 19:03	0-4	0-2	0-0	0-2	2-2	1-0	1	2	1	0	0	0	0	0	0	-31	
30	William Tavares	12:48	1-1	1-1	0-0	0-3	3-1	1-3	0	0	1	0	1	0	0	0	0	8	
23	Chad Moodie	17:58	2-5	0-0	5-6	2-5	7-13	9-2	0	2	1	2	1	2	1	2	1	5	
0	Jayland Randall	16:39	1-5	0-0	0-0	0-0	0-0	4-0	2	0	0	0	0	0	0	0	0	-12	
10	AC Bryant	17:08	2-5	0-1	3-6	0-3	3-2	4-7	1	0	3	1	0	1	0	1	4	4	
13	Darius Osborne	07:18	0-1	0-1	0-0	0-1	1-1	2-0	0	0	0	0	0	0	0	0	0	-11	
24	Eric Lee	10:38	4-7	0-0	0-0	1-1	2-1	1-8	0	0	0	1	0	1	0	2	5	5	
12	Dylan Mclean	14:15	2-5	1-3	2-2	0-1	1-1	3-1	7	0	1	0	0	1	0	1	-13		
5	London Riley	05:50	1-1	1-1	0-0	0-0	0-0	1-0	3	0	1	0	0	1	0	0	0	-7	
1	Joshua Hughley	02:21	1-1	0-0	0-0	0-0	0-0	1-0	3	0	2	0	0	0	0	0	0	3	
Team									0	2	2								
Totals			19-57	3-15	13-17	6	21	27	26	17	54	6	14	8	3	6	30		

Shooting By Period	
1st FG%	6-26 23.1%
3PT%	1-5 20.0%
FT%	2-4 50%
2nd FG%	13-31 41.9%
3PT%	2-10 20.0%
FT%	11-13 84.6%
GM FG%	19-57 33.3%
3PT%	3-15 20.0%
FT%	13-17 76.5%

Dead Ball Rebounds: 1, 2

Technical Fouls: NONE

NO.	Name	Min	FG		3P		FT		Rebounds		Fouls		TP	AS	TO	ST	Blocks		+/-
			M/A	A/A	M/A	A/A	M/A	A/A	OR	DR	PF	FT					BS	BA	
2	Jaylin Williams	F 17:41	3-4	1-2	3-4	1	5	6	0	2	10	1	0	3	1	0	0	5	
5	Chris Moore	F 23:02	0-1	0-1	0-0	1	4	5	2	2	0	2	0	0	1	0	0	9	
44	Dylan Cardwell	C 16:49	3-5	0-0	0-0	5	4	9	0	1	6	2	3	1	1	0	0	26	
1	Aden Holloway	G 21:45	3-9	2-7	5-7	0	1	1	1	4	13	2	0	0	0	0	1	39	
3	Thre Donaldson	G 21:09	2-5	0-1	2-2	1	2	3	1	2	6	3	3	0	0	0	1	5	
10	Chad Baker-Mazara	19:50	1-4	1-3	3-4	1	3	4	2	3	6	1	1	0	0	0	18		
12	Denver Jones	17:09	3-6	1-4	1-1	0	2	2	2	9	0	1	1	0	0	0	15		
4	Johmi Broome	20:50	3-7	0-2	4-8	2	3	5	2	3	10	2	1	0	0	0	7		
0	K.D. Johnson	11:37	2-4	1-3	1-2	0	2	2	3	1	6	1	1	0	0	0	-1		
31	Chaney Johnson	17:08	6-8	0-1	3-4	0	4	4	3	3	15	0	1	2	1	0	30		
24	Lior Berman	06:29	0-0	0-0	0-2	0	1	1	0	1	0	0	0	0	0	0	0	6	
21	Blake Muschalek	02:21	0-2	0-0	2-2	0	0	0	0	1	2	0	0	0	0	0	1	-3	
23	Addarin Scott	02:21	0-0	0-0	2-2	0	0	2	1	1	2	0	0	0	0	0	0	-3	
20	Carter Sobera	01:49	0-0	0-0	0-0	0	1	1	0	0	0	0	0	0	0	0	0	-3	
Team										0	3	3							
Totals			26-55	6-24	26-36	13	35	48	17	26	84	19	13	9	6	3	30		

Shooting By Period	
1st FG%	18-34 52.9%
3PT%	4-13 30.8%
FT%	9-14 64.3%
2nd FG%	8-21 38.1%
3PT%	2-11 18.2%
FT%	17-22 77.3%
GM FG%	26-55 47.3%
3PT%	6-24 25.0%
FT%	26-35 72.2%

Dead Ball Rebounds: 3, 0

Technical Fouls: NONE

AAM		AUB		Points from Turnovers		AAM		AUB		Period by Period Scoring		
Biggest lead	0 (1st 20:00)	43 (2nd 13:44)	15	13	1st	2nd	TOT	1st	2nd	TOT		
Best Scoring Run	7 (2nd 10:35)	19 (1st 0:50)	28	40	AAM	15	39	54	AUB	49	35	84
Lead Changes	0	0	2	16	Fast Breaks	13	20	Bench	41	49		
Times Tied	0	0	0	0								
Time with Lead	00:00	39:27										

GAME 6 | AUBURN 74, VIRGINIA TECH 57



Official Basketball Box Score - Final
Virginia Tech at Auburn
11/29/23 Neville Arena, Auburn
2023-24 Men's Basketball

Game Time: 8:15 PM
Game Duration: 2:18
Attendance: 9,121

Officials: Don Daly, Bart Lenox, Olands Poble

NO.	Name	Min	FG		3P		FT		Rebounds		Fouls		TP	AS	TO	ST	Blocks		+/-
			M/A	A/A	M/A	A/A	M/A	A/A	OR	DR	PF	FT					BS	BA	
23	Tyler Nickel	F 19:29	0-5	0-3	0-0	1	0	1	3	1	0	0	3	0	0	0	0	0	-24
31	Robbie Beran	F 10:48	0-1	0-1	2-2	0	2	2	5	1	2	0	1	0	1	0	0	-5	
15	Lynn Kidd	C 29:17	2-6	0-0	2-2	2	5	7	1	1	6	1	2	2	1	1	0	-7	
0	Hunter Cattoor	G 31:57	4-11	1-6	7-9	1	5	6	3	5	16	1	3	0	0	0	2	-16	
3	Sean Pedulla	G 27:42	0-9	0-2	4-6	1	1	2	1	5	4	1	7	1	0	0	2	-20	
4	Mekhi Long	18:23	1-2	0-0	3-5	3	4	7	5	4	5	0	2	0	0	0	0	-4	
34	Myljael Poteat	09:11	1-4	0-0	2-2	1	1	2	2	4	0	0	0	0	0	0	0	-9	
13	Jaydon Young	24:22	3-6	3-4	0-0	0	1	1	2	1	0	1	1	0	0	0	0	-4	
10	Brandon Rechsteiner	12:18	1-2	0-1	0	0	1	0	1	2	0	2	2	1	0	0	0	3	
11	John Camden	15:01	2-4	2-3	3-5	2	4	6	2	2	9	1	1	1	0	0	0	2	
5	Patrick Wessler	01:32	0-1	0-0	0-0	0	1	1	0	0	0	0	0	0	0	0	0	-1	
Team										5	3	8							
Totals			14-51	6-20	23-31	17	27	44	25	21	57	7	21	5	2	7	-17		

Shooting By Period	
1st FG%	7-21 33.3%
3PT%	1-7 14.3%
FT%	9-14 64.3%
2nd FG%	7-30 23.3%
3PT%	5-13 38.5%
FT%	14-17 82.4%
GM FG%	14-51 27.5%
3PT%	6-20 30.0%
FT%	23-31 74.2%

Dead Ball Rebounds: 4, 0

Technical Fouls: NONE

NO.	Name	Min	FG		3P		FT		Rebounds		Fouls		TP	AS	TO	ST	Blocks		+/-
			M/A	A/A	M/A	A/A	M/A	A/A	OR	DR	PF	FT					BS	BA	
2	Jaylin Williams	F 12:41	1-4	0-1	1-1	2	3	5	4	2	3	2	1	2	0	0	0	14	
4	Johmi Broome	F 26:24	11-19	0-2	8-13	7	6	13	1	7	30	0	2	1	3	1	0	12	
5	Chris Moore	F 19:50	0-2	0-1	0-2	1	0	1	2	0	0	0	1	0	1	1	0	-2	
44	Dylan Cardwell	G 24:07	0-7	0-2	0-0	0	1	1	2	0	0	2	1	3	0	0	0	12	
1	Aden Holloway	G 21:55	1-4	0-2	6-6	1	4	5	0	5	8	1	0	1	0	0	0	14	
12	Denver Jones	G 24:05	1-4	0-2	6-6	1	4	5	0	5	8	1	0	1	0	0	0	14	
10	Chad Baker-Mazara	23:16	5-10	0-3	5-5	2	2	4	3	3	15	3	0	2	1	0	0	17	
31	Chaney Johnson	17:54	1-4	1-1	0-0	1	2	3	3	3	1	3	0	2	0	0	0	4	
0	K.D. Johnson	12:19	1-6	0-3	0-0	0	2	2	6	0	2	0	1	1	0	0	0	10	
3	Thre Donaldson	18:23	4-6	1-1	0-0	2	0	2	0	0	9	3	0	1	0	0	0	0	
44	Dylan Cardwell	12:04	0-0	0-0	2-5	0	0	0	1	3	2	0	0	0	0	0	0	4	
24	Lior Berman	04:47	0-0	0-0	0-0	0	0	0	1	1	0	0	0	0	0	0	0	0	0
20	Carter Sobera	01:38	0-0	0-0	0-0	0	0	0	0	0	0	0	0	0	0	0	0	-1	
21	Blake Muschalek	01:38	0-0	0-0	2-4	0	0	0	0	2	0	0	0	0	0	0	0	-1	
23	Addarin Scott	01:32	0-0	0-0	0-0	0	0	0	0	0	0	0	0	0	0	0	0	1	
55	Jalen Harper	01:32	0-0	0-0	0-0	0	0	0	0	0	0	0	0	0	0	0	0	0	1
Team										1	2	3							
Totals			24-62	2-16	24-36	17	23	40	22	25	74	12	8	11	7	2	17		

Shooting By Period	
1st FG%	11-30 36.7%
3PT%	1-11 9.1%
FT%	10-15 66.7%
2nd FG%	13-32 40.6%
3PT%	1-5 20.0%
FT%	14-21 66.7%
GM FG%	24-62 38.7%
3PT%	2-16 12.5%
FT%	24-36 66.7%

Dead Ball Rebounds: 6, 1

Technical Fouls: Johnson 2nd 5:15

2023-24 BOX SCORES

GAME 9 | AUBURN 87, UNC ASHEVILLE 62

Official Basketball Box Score - Final UNC Asheville at Auburn 12/19/23 Von Braun Center, Huntsville 2023-24 Men's Basketball Game Time: 7:00 PM Game Duration: 1:49 Attendance: 6,556 Officials: Ron Groover, Lee Cassell, Vlad Vojard-Tadai													
UNC Asheville - 62 Record: 5-6													
NO. Name	Min	FG	3P	FT	Rebounds	Fouls	TP	AS	TO	ST	Blocks	+/-	
4 Drew Pember	F 33:21	7-14	3-6	6-8	0 2 2 3	0 3	23	1	2	2	1	0	-17
13 Nick McMullen	F 23:57	5-6	0-0	0-0	0 3 3 4	2 10	1	2	1	0	0	-22	
1 Jamon Battle	G 29:41	2-5	1-2	1-4	1 4 5 1	2 6	1	0	1	0	2	-9	
2 Caleb Burgess	G 26:37	1-5	0-1	0-0	0 2 2 2	2 2	6	4	0	0	1	-18	
3 Josh Banks	G 25:56	1-5	1-2	1-2	0 1 1 1	2 3	4	2	2	1	0	-22	
5 Fletcher Abee	11:20	1-4	0-1	0-0	0 1 1 0	0 2	0	1	0	0	0	-10	
0 Trent Stephney	07:32	1-2	1-1	0-2	0 0 0 0	0 2	3	1	1	0	0	-8	
14 Toyay Solomon	17:53	2-2	0-0	0-0	1 3 4 0	0 4	0	1	0	0	0	-12	
10 Davon Cunningham	15:07	3-5	1-1	1-2	1 3 4 0	0 1	8	1	0	0	1	-11	
12 Ewan Johnson	07:35	0-2	0-2	0-0	0 0 0 0	0 0	0	1	0	0	0	4	
15 Dean Gabrelcik	01:31	0-1	0-1	0-0	0 0 0 0	0 0	0	0	0	0	0	0	
Team					1 3 4	0	0	1					
Totals		23-51	7-17	9-18	4 22 26	9 15	62	14	14	6	1	5 -25	

Auburn - 87 Record: 7-2												
NO. Name	Min	FG	3P	FT	Rebounds	Fouls	TP	AS	TO	ST	Blocks	+/-
2 Jaylin Williams	F 18:34	3-6	0-0	2-2	1 3 4	1 1	8	3	2	2	0	0 15
4 Johni Broome	F 19:51	2-3	0-1	2-3	2 4 6	1 2	6	3	0	1	1	0 18
5 Chris Moore	F 10:13	3-4	0-0	0-0	0 0 0 0	0 0	6	0	2	0	0	0 14
1 Aden Holloway	G 20:41	3-11	1-5	0-0	1 1 2	0 0	7	5	1	0	0	0 14
12 Denver Jones	G 23:09	4-8	1-4	0-0	5 5 2	0 0	9	1	2	0	0	1 15
10 Chad Baker-Mazara	19:26	3-6	3-3	2-2	1 6 7	0 1	11	1	1	0	1	0 15
31 Chaney Johnson	19:55	3-5	0-1	2-2	2 2 4	4 1	8	2	0	0	1	0 10
0 K.D. Johnson	15:20	2-4	1-2	1-2	0 3 3	2 1	6	2	0	4	0	0 10
3 Tre Donaldson	19:19	6-8	0-2	3-4	0 0 0 2	3 15	2	1	0	0	0	0 11
44 Dylan Cardwell	18:38	3-6	0-0	0-0	1 0 1	1 2	6	0	0	0	0	1 7
24 Lior Berman	08:50	2-3	1-2	0-0	0 1 1	1 0	5	0	0	0	0	0 0
20 Carter Sobera	01:31	0-0	0-0	0-0	0 0 0	0 0	0	0	0	0	0	0 0
21 Blake Muschalek	01:31	0-0	0-0	0-0	0 0 0	0 0	0	0	0	0	0	0 0
23 Addarin Scott	01:31	0-0	0-0	0-0	0 0 0	0 0	0	0	0	0	0	1 0
42 Haston Alexander	01:31	0-0	0-0	0-0	0 1 1	1 0	0	0	0	0	0	0 0
Team					1 1 2	0	0	0	0	0	0	0 0
Totals		34-64	7-21	12-15	9 27 36	16 9	87	19	7	9	5	1 25

Technical Fouls: NONE Shooting By Period 1st FG% 15-35 42.9% 3PT% 2-11 18.2% FT% 7-8 87.5% 2nd FG% 19-29 65.5% 3PT% 5-10 50.0% FT% 5-7 71.4% GM FG% 34-64 53.1% 3PT% 7-21 33.3% FT% 12-15 80.0% Dead Ball Rebounds: 2 0												
Biggest lead UNCA AUB 2 (1st 10:05) 31 (2nd 6:15) Best Scoring Run 5 (1st 11:22) 11 (1st 3:10) Lead Changes 4 Times Tied 4 Time with Lead 01:31 35:00												

GAME 10 | AUBURN 91, USC 75

Official Basketball Box Score - Final Southern California at Auburn 12/17/23 Neville Arena, Auburn 2023-24 Men's Basketball Game Time: 12:00 PM Game Duration: 2:23 Attendance: 9,121 Officials: Don Daly, Terry Golesty, KB Burdett Jr.												
Southern California - 75 Record: 5-5												
NO. Name	Min	FG	3P	FT	Rebounds	Fouls	TP	AS	TO	ST	Blocks	+/-
3 Vincent Iwuchukwu	F 16:55	1-2	0-0	0-0	1 3 4	5 0	2	0	1	0	0	0 2
10 DJ Rodman	F 16:03	0-1	0-0	2-2	1 2 3	1 2	2	1	1	1	0	0 -4
0 Kobe Johnson	G 28:13	2-13	0-3	2-2	2 5 7	2 2	6	2	1	0	0	3 -22
1 Isaiiah Collier	G 18:28	4-8	1-2	4-5	0 0 0 5	5 13	3	4	0	0	2	-6
5 Boogie Ellis	G 37:18	7-15	3-7	5-7	1 4 5	2 4	22	3	5	1	0	2 -12
24 Joshua Morgan	13:19	0-2	0-0	1-2	2 3 2	3 2	1	0	1	1	3	0 -19
6 Bronny James	13:59	1-4	0-2	3-4	0 2 2	1 3	5	0	1	0	0	0 -22
22 Arrinten Page	10:25	1-2	1-2	0-0	0 0 0 0	0 0	3	0	0	0	0	0 -14
4 Oziyah Sellers	18:56	5-7	1-2	2-2	0 0 0 1	1 1	13	0	0	0	0	0 10
30 Harrison Hornery	09:53	0-2	0-1	2-2	0 3 3	0 2	2	0	1	1	0	0 1
33 Kijani Wright	16:31	3-4	0-0	0-0	3 3 6	2 0	6	0	0	0	0	0 6
Team					3 1 4	0	0	0				
Totals		24-60	6-19	21-26	13 25 38	22 21	75	9	15	4	3	7 -16

Auburn - 91 Record: 8-2												
NO. Name	Min	FG	3P	FT	Rebounds	Fouls	TP	AS	TO	ST	Blocks	+/-
2 Jaylin Williams	F 25:42	6-9	2-4	0-1	0 3 3	2 1	14	2	0	0	0	0 16
4 Johni Broome	F 22:41	4-14	0-2	3-3	1 2 3	0 2	11	0	0	4	1	4
5 Chris Moore	F 10:36	0-2	0-1	3-4	1 1 2	4 2	3	1	1	0	0	0 -3
1 Aden Holloway	G 23:37	5-10	4-7	1-2	0 2 2	2 3	15	6	0	0	0	0 10
12 Denver Jones	G 23:08	2-4	2-2	6-6	1 2 3	3 3	12	1	1	1	0	1 8
10 Chad Baker-Mazara	21:50	1-3	0-1	5-6	1 3 4	1 4	7	0	0	1	0	1 11
31 Chaney Johnson	14:18	1-3	0-1	1-1	1 2 3	2 1	3	0	1	1	0	0 0
0 K.D. Johnson	16:52	2-6	0-2	1-2	1 0 1	3 1	5	0	3	1	0	0 8
3 Tre Donaldson	16:23	4-0	0-0	1-1	0 2 0	1 1	7	5	1	2	0	0 6
44 Dylan Cardwell	17:19	4-5	0-1	3-4	2 3 5	3 3	11	2	0	3	2	0 12
24 Lior Berman	07:34	1-1	0-0	1-2	1 0 1	2 1	3	1	0	0	0	0 8
Team					1 5 6	0	0	1				
Totals		29-61	8-21	25-32	10 25 35	22 22	91	18	8	9	7	3 16

Technical Fouls: Baker-Mazara 2nd 17:48 Shooting By Period 1st FG% 18-34 52.9% 3PT% 5-12 41.7% FT% 8-11 72.7% 2nd FG% 11-27 40.7% 3PT% 3-9 33.3% FT% 17-21 81% GM FG% 29-61 47.5% 3PT% 8-21 38.1% FT% 25-32 78.1% Dead Ball Rebounds: 4 0												
Biggest lead USC AUB 3 (1st 16:41) 23 (2nd 9:38) Best Scoring Run 8 (2nd 8:11) 12 (2nd 17:48) Lead Changes 4 Times Tied 0 Time with Lead 02:27 37:10												

GAME 11 | AUBURN 82, ALABAMA STATE 62

Official Basketball Box Score - Final Alabama St. at Auburn 12/22/23 Neville Arena, Auburn 2023-24 Men's Basketball Game Time: 7:00 PM Game Duration: 2:04 Attendance: 9,121 Officials: Chuck Jones, Tony Greene, Brian Dorsey												
Alabama St. - 62 Record: 4-7												
NO. Name	Min	FG	3P	FT	Rebounds	Fouls	TP	AS	TO	ST	Blocks	+/-
35 Ubong Okon	C 31:43	1-1	0-0	2-2	4 3 7	3 2	4	1	1	1	3	0 -7
3 CJ Hines	G 26:53	1-8	0-2	2-2	1 2 3	3 2	4	1	2	1	0	1 -7
11 Micah Octave	G 20:22	1-2	0-1	0-0	0 3 3	3 0	2	1	2	3	0	0 -10
20 Antonio "TJ" Madlock	G 25:05	5-11	0-1	6-7	0 3 3	3 5	16	1	2	2	1	0 4
24 Isaiah Range	G 33:13	7-15	2-8	0-1	0 2 2	2 1	16	1	5	2	0	1 -18
55 Sean Smith	15:19	1-7	0-1	2-2	0 1 1	2 1	4	1	2	1	0	3 -20
25 Jasteven Walker	17:23	1-2	0-1	0-0	0 1 1	4 1	2	1	0	2	0	0 -19
5 Kendall Parker	26:40	5-10	2-4	2-2	0 1 1	4 1	14	1	3	2	0	0 -26
23 Eric Coleman	00:46	0-0	0-0	0-0	0 0 0	0 0	0	0	0	0	0	0 -5
10 Jabari Williams	01:18	0-0	0-0	0-0	0 0 0	0 0	0	0	0	0	0	1 4
12 London Coleman	01:18	0-0	0-0	0-0	0 0 0	0 0	0	0	0	0	0	0 4
Team					1 5 6	0	0	1				
Totals		22-56	4-18	14-16	6 21 27	24 13	62	7	18	14	5	5 -20

Auburn - 82 Record: 9-2												
NO. Name	Min	FG	3P	FT	Rebounds	Fouls	TP	AS	TO	ST	Blocks	+/-
2 Jaylin Williams	F 20:27	7-10	0-3	6-6	0 3 3	2 3	20	1	2	1	0	0 19
4 Johni Broome	F 23:04	5-9	0-2	6-9	3 10 13	2 5	16	1	4	3	3	14
5 Chris Moore	F 14:01	1-2	0-1	4-4	0 0 0	0 2	6	0	0	0	0	0 11
1 Aden Holloway	G 18:56	2-6	2-6	0-0	0 1 1	1 1	6	4	2	0	0	0 7
12 Denver Jones	G 23:28	1-5	0-2	1-1	1 1 2	1 3	3	0	2	1	0	2 14
10 Chad Baker-Mazara	18:34	1-5	0-2	1-1	1 2 3	1 3	3	1	1	0	0	6
31 Chaney Johnson	18:30	1-2	0-0	2-4	3 2 5	2 3	4	1	1	0	0	5
0 K.D. Johnson	15:29	3-5	1-5	4-4	1 1 2	1 2	13	0	1	2	0	0 10
3 Tre Donaldson	20:01	2-5	1-2	0-1	0 3 3	1 1	5	4	3	1	0	1 17
44 Dylan Cardwell	15:53	2-2	0-0	0-0	0 1 1	1 1	4	0	0	1	2	0 10
24 Lior Berman	07:25	0-0	0-0	2-2	0 1 1	2 0	1	2	0	1	0	0 3
20 Carter Sobera	01:03	0-1	0-0	0-0	0 0 0	0 0	0	0	0	0	0	0 -4

2023-24 BOX SCORES

GAME 13 | #25 AUBURN 88, PENN 68



Official Basketball Box Score - Final
Penn at Auburn
 01/02/24 Neville Arena, Auburn
 2023-24 Men's Basketball

Game Time: 8:00 PM
 Game Duration: 1:53
 Attendance: 9,121

Officials: Pat Adams, Bharat Ramana, Tony Chiazza

NO. Name	Min	FG		3P	FT	Rebounds		Fouls	TP	AS	TO	ST	Blocks		+/-	
		M-A	M-A			OR	DR						PF	FD		BS
13 Nick Spinoso	31:29	3-11	0-1	2-4	2	5	7	3	2	8	6	4	1	1	2	-11
4 John Perkins	34:03	5-16	1-4	2-3	4	4	8	3	3	13	2	3	1	0	0	-9
11 Sam Brown	33:44	7-9	4-6	2-4	0	3	3	1	2	20	0	2	0	0	0	-11
15 Andrew Laczowski	21:39	3-4	1-2	0-0	3	0	3	0	0	7	0	0	1	0	0	2
40 George Smith	27:15	2-7	0-3	0-1	2	1	3	2	4	4	1	2	1	0	1	-13
10 Ed Holland III	12:57	1-3	0-1	2-2	0	2	2	1	1	4	0	0	0	1	2	-24
24 Reese McMullen	08:52	0-1	0-0	1	0	1	0	0	0	0	0	0	0	0	0	-16
3 Johnnie Walter	08:31	1-2	1-2	0-0	0	2	2	1	1	3	0	0	0	0	0	-9
35 Niklas Polonowski	19:31	3-6	3-6	0-0	0	3	3	1	0	9	1	0	0	0	0	-8
5 Cam Thrower	01:59	0-2	0-2	0-0	0	0	0	0	0	0	0	0	0	0	0	-1
Totals		25-61	10-28	8-14	12	23	35	12	11	68	11	13	4	2	5	-20

Technical Fouls:Brown 1st0:03

Shooting By Period	
1 st FG%	12-32 37.5%
3PT%	3-14 21.4%
FT%	5-7 71.4%
2 nd FG%	13-29 44.8%
3PT%	7-14 50.0%
FT%	3-7 42.9%
GM FG%	25-61 41.0%
3PT%	10-28 35.7%
FT%	8-14 57.1%

Dead Ball Rebounds: 4, 0

Auburn - 88 Record: 11-2

NO. Name	Min	FG		3P	FT	Rebounds		Fouls	TP	AS	TO	ST	Blocks		+/-	
		M-A	M-A			OR	DR						PF	FD		BS
2 Jaylin Williams	27:41	3-7	2-5	0-0	2	1	3	0	1	8	3	1	0	1	0	14
4 John Broome	27:57	9-10	3-4	3-4	1	11	12	1	3	24	2	2	1	3	0	12
5 Chris Moore	14:43	1-2	0-0	0-0	0	1	1	1	2	0	1	2	0	0	0	8
1 Aden Holloway	18:30	1-5	1-5	0-0	0	0	1	1	0	3	6	1	1	0	0	6
12 Denver Jones	16:49	4-9	2-7	2-2	1	0	1	1	1	12	1	0	0	0	0	-1
10 Chad Baker-Mazara	19:35	5-10	1-3	5-6	1	0	1	2	2	16	0	0	0	1	1	20
31 Chaney Johnson	14:21	0-2	0-0	0-0	1	0	1	0	0	0	0	0	0	0	0	2
0 K.D. Johnson	22:48	3-6	1-4	4-6	2	3	5	1	3	11	4	0	1	0	0	21
3 Tre Donaldson	21:07	2-9	2-5	0-0	1	3	4	0	0	6	3	0	0	1	1	14
44 Dylan Cardwell	09:15	3-3	0-0	0-0	1	2	3	4	0	6	0	0	0	0	0	12
24 Lior Berman	05:42	0-0	0-0	0-0	0	0	0	0	0	0	0	0	0	0	0	-8
20 Carter Sobera	00:23	0-0	0-0	0-0	0	0	0	0	0	0	0	0	0	0	0	0
21 Blake Muschalek	00:23	0-0	0-0	0-0	0	0	0	0	0	0	0	0	0	0	0	0
23 Addarin Scott	00:23	0-0	0-0	0-0	0	0	0	0	0	0	0	0	0	0	0	0
55 Jalen Harper	00:23	0-0	0-0	0-0	0	0	0	0	0	0	0	0	0	0	0	0
Totals		31-63	12-35	14-18	11	26	37	11	11	88	19	6	6	5	2	20

Technical Fouls:NONE

Shooting By Period	
1 st FG%	16-29 55.2%
3PT%	10-19 52.6%
FT%	9-12 75%
2 nd FG%	15-34 44.1%
3PT%	2-16 12.5%
FT%	5-6 83.3%
GM FG%	31-63 49.2%
3PT%	12-35 34.3%
FT%	14-18 77.8%

Dead Ball Rebounds: 2, 0

	PEN	AUB
Biggest lead	0 (1 st 20:00)	24 (2 nd 8:34)
Best Scoring Run	8 (2 nd 6:37)	11 (1 st 12:12)
Lead Changes	0	0
Times Tied	0	0
Time with Lead	00:00	39:17

Points from	PEN	AUB
Turnovers	5	15
Paint	26	28
Second Chance	11	10
Fast Breaks	7	11
Bench	16	39

Period by Period Scoring	AUB		
	1st	2nd	TOT
PEN	32	36	68
AUB	51	37	88

GAME 14 | #25/#24 AUBURN 83, ARKANSAS 51



Official Basketball Box Score - Final
Auburn at Arkansas
 01/06/24 Bud Walton Arena, Fayetteville, Ark.
 2023-24 Men's Basketball

Game Time: 1:00 PM
 Game Duration: 1:54
 Attendance: 19,200

Officials: Doug Shove, K.B. Burdett Jr., Chuck Jones

NO. Name	Min	FG		3P	FT	Rebounds		Fouls	TP	AS	TO	ST	Blocks		+/-	
		M-A	M-A			OR	DR						PF	FD		BS
2 Jaylin Williams	24:40	5-9	1-3	0-0	0	3	3	0	0	11	1	1	0	0	0	13
4 John Broome	24:49	7-13	0-2	0-0	3	5	8	1	3	14	3	2	2	2	0	7
5 Chris Moore	13:54	0-1	0-0	0-0	0	1	0	1	0	0	0	2	1	0	1	7
1 Aden Holloway	20:17	2-9	1-4	0-0	1	4	5	1	0	5	0	0	0	0	0	1
12 Denver Jones	18:48	2-5	1-1	2-3	0	0	0	0	2	7	1	0	1	1	1	26
10 Chad Baker-Mazara	21:09	5-9	2-3	4-4	1	3	4	0	2	16	3	0	0	0	0	21
0 K.D. Johnson	19:33	2-8	0-2	2-2	0	2	2	2	1	6	2	1	1	0	0	0
3 Tre Donaldson	19:43	5-6	1-1	0-0	0	7	7	1	0	11	4	1	0	0	0	31
31 Chaney Johnson	15:20	2-5	1-1	0-0	0	3	3	3	1	5	0	0	0	0	0	2
44 Dylan Cardwell	13:32	3-3	0-0	0-2	3	5	8	3	1	6	0	0	0	0	0	19
24 Lior Berman	06:36	1-2	0-1	0-0	0	1	1	1	1	2	1	0	0	0	0	10
23 Addarin Scott	01:39	0-0	0-0	0-0	0	1	1	0	0	0	1	0	0	0	0	6
Totals		34-70	7-18	8-11	11	35	46	14	11	83	16	7	5	5	4	32

Technical Fouls:Baker-Mazara 1st12:52Donaldson 1st0:54

NO. Name	Min	FG		3P	FT	Rebounds		Fouls	TP	AS	TO	ST	Blocks		+/-	
		M-A	M-A			OR	DR						PF	FD		BS
2 Trevon Brazile	33:27	5-9	1-5	0-0	1	6	7	1	2	11	0	1	0	3	0	-21
8 Chandler Lawson	12:24	1-4	1-3	0-0	0	0	0	2	1	3	0	2	1	0	0	-14
11 Jalen Graham	19:50	2-8	0-0	0-0	4	2	6	2	0	4	0	0	0	0	1	1
1 Keyon Menfield Jr.	31:17	5-15	4-9	0-3	0	3	3	0	2	14	4	2	1	0	3	-17
12 Tramon Mark	29:38	3-8	1-3	3-4	1	4	5	1	3	10	2	1	0	0	0	-14
4 Davonte Davis	25:04	0-4	0-2	0-2	0	1	1	3	2	1	2	0	0	0	0	-22
0 Khalif Battle	16:49	1-4	0-1	2-4	0	2	2	1	4	0	1	0	1	0	0	-17
15 Makhi Mitchell	09:15	1-3	0-0	0-0	0	3	3	1	0	2	1	0	0	0	0	-20
3 El Ellis	07:07	0-2	0-1	0-0	0	1	1	0	0	0	0	1	0	0	0	-13
6 Layden Blocker	02:14	0-0	0-0	0-0	0	0	0	0	0	0	0	1	0	0	0	-3
5 Joseph Pinion	06:00	0-0	0-0	0-0	0	2	2	0	0	0	0	2	0	0	0	-9
7 Denjay Harris	03:12	0-1	0-0	0-0	0	0	0	0	0	0	0	0	0	0	0	-3
10 Baye Fall	03:43	0-0	0-0	1-2	0	0	0	0	1	1	0	0	0	0	0	-8
Totals		18-58	7-24	8-15	7	25	32	11	12	51	8	13	4	4	5	-32

Technical Fouls:NONE

	AUB	ARK
Biggest lead	32 (2 nd 0:26)	6 (1 st 14:44)
Best Scoring Run	10 (2 nd 13:57)	8 (1 st 14:44)
Lead Changes	6	6
Times Tied	6	6
Time with Lead	30:30	05:48

Points from	AUB	ARK
Turnovers	10	6
Paint	48	18
Second Chance	13	4
Fast Breaks	17	7
Bench	46	9

Game Notes: 1st Half 17:21 Double Personal Foul AR #6, AUB #4 • 1st Half 17:01 Flagrant 1 AR #11 • 1st Half 12:52 Class A Technical Foul AUB #10 • 1st Half 05:46 Class A Technical Foul AUB #3 • 2nd Half 14:11 Flagrant 1 AR #4

GAME 15 | #16/#16 AUBURN 66, TEXAS A&M 55



Official Basketball Box Score - Final
Texas A&M at Auburn
 01/09/24 Neville Arena, Auburn
 2023-24 Men's Basketball

Game Time: 8:00 PM
 Game Duration: 2:18
 Attendance: 9,121

Officials: Don Daly, Owen Shott, Michael Roberts

NO. Name	Min	FG		3P
----------	-----	----	--	----

2023-24 BOX SCORES

GAME 17 | #13/#11 AUBURN 80, VANDERBILT 65

Official Basketball Box Score - Final
Auburn at Vanderbilt
 01/17/24 Memorial Gymnasium, Nashville, Tenn.
 Vanderbilt vs. Auburn
 Game Time: 8:00 PM
 Game Duration: 2:01
 Attendance: 7,099
 Officials: Terry Oglesby, Jeffrey Anderson, Courtney Green

Auburn - 80													Record: 15-2 (4-0)												
NO.	Name	Min	FG	3P	FT	Rebounds	Fouls	TP	AS	TO	ST	Blocks	+/-												
			M-A	M-A	M-A	OR DR TOT	PF	FD				BS	BA												
2	Jaylin Williams	F 28:36	7-7	2-2	5-5	2 6 8	1 4	21	3	1	1	1	0	20											
4	Johni Broome	F 24:37	6-12	0-2	3-5	5 7 12	2 4	15	2	1	3	1	1	17											
5	Chris Moore	F 10:26	1-3	0-1	0-0	0 0 0	1 1	2	1	0	0	0	0	1											
1	Aden Holloway	G 18:57	3-8	2-6	2-2	0 1 1	4 1	10	1	1	0	0	0	11											
12	Denver Jones	G 23:06	1-5	1-3	0-0	3 1 4	1 0	3	2	0	1	0	0	13											
0	K.D. Johnson	16:54	0-4	0-3	2-4	0 0 1	4 2	2	1	1	2	0	1	2											
3	Tre Donaldson	21:03	2-3	1-2	0-0	0 2 2	3 1	5	0	3	0	0	0	4											
10	Chad Baker-Mazara	24:22	2-6	1-4	0-0	0 0 0	1 1	5	3	2	0	0	0	14											
31	Chaney Johnson	11:24	0-2	0-1	0-0	0 1 1	3 0	0	0	0	1	1	0	-5											
44	Dylan Cardwell	15:23	4-7	0-0	4-4	3 3 6	1 2	12	0	1	1	2	0	-2											
24	Lior Berman	05:12	1-1	1-1	2-2	1 1 2	1 2	5	0	0	0	0	0	0											
Team			0	2	2			0																	
Totals			27-58	8-25	18-22	14 25 39	22 18	80	13	10	9	5	2	15											

Technical Fouls: NONE

Vanderbilt - 65													Record: 5-12 (0-4)												
NO.	Name	Min	FG	3P	FT	Rebounds	Fouls	TP	AS	TO	ST	Blocks	+/-												
			M-A	M-A	M-A	OR DR TOT	PF	FD				BS	BA												
2	Ven-Allen Lubin	F 28:36	3-8	1-2	2-2	2 4 6	4 1	9	0	0	1	0	1	-3											
13	Malik Presley	F 21:32	3-3	1-1	4-7	4 0 4	3 4	11	0	0	0	0	0	4											
24	JaQualon "JQ" Roberts	F 15:20	0-1	0-0	0 0 0	4 4 1	1 0	0	1	1	0	0	0	-2											
0	Tyrin Lawrence	G 34:03	3-12	2-6	7-8	1 2 3	2 7	15	2	3	1	1	2	-4											
5	Ezra Manjon	G 33:46	5-12	0-1	2-4	1 4 5	1 2	12	1	4	1	0	0	-11											
3	Paul Lewis	05:22	0-1	0-1	0-3	0 0 0	1 1	0	0	0	0	0	0	-14											
23	Jason Rivera-Torres	20:43	4-7	0-1	6-6	1 2 3	4 4	14	0	1	4	0	0	9											
35	Carter Lang	15:28	1-3	0-1	0-0	3 0 3	0 1	2	1	0	0	0	0	-18											
21	Tasos Kamateros	10:32	0-4	0-4	0-0	1 0 1	1 0	0	0	0	0	0	1	-10											
4	Isaiah West	09:22	1-2	0-0	0-0	0 0 0	0 1	2	0	2	0	1	1	-2											
12	Evan Taylor	02:35	0-0	0-0	0-0	0 0 0	0 0	0	0	0	0	0	0	0											
10	Jordan Williams	02:41	0-0	0-0	0-0	0 0 0	1 0	0	0	0	0	0	0	-1											
Team			0	1	1			0																	
Totals			20-53	4-18	21-30	13 17 30	18 22	65	4	11	8	2	5	-15											

Technical Fouls: NONE

Biggest lead		AU	Vandy	Points from Turnovers		AU	Vandy	Period by Period Scoring		
		22 (2 nd 7:39)	2 (1 st 12:32)	Paint	36	20		1st	2nd	TOT
Best Scoring Run		13 (1 st 8:53)	6 (1 st 13:27)	Second Chance	29	16	AU	41	39	80
Lead Changes		2		Fast Breaks	9	5	Vandy	24	41	65
Times Tied		2		Bench	29	18				
Time with Lead		37:32	01:00							

GAME 18 | #13/#11 AUBURN 82, OLE MISS 59

Official Basketball Box Score - Final
Ole Miss at Auburn
 01/20/24 Neville Arena, Auburn
 2023-24 Men's Basketball
 Game Time: 7:30 PM
 Game Duration: 1:51
 Attendance: 9,121
 Officials: Joe Lindsay, Byron Jarrett, Patrick Evans

Ole Miss - 59													Record: 15-3 (2-3)												
NO.	Name	Min	FG	3P	FT	Rebounds	Fouls	TP	AS	TO	ST	Blocks	+/-												
			M-A	M-A	M-A	OR DR TOT	PF	FD				BS	BA												
4	Jaemyn Brakefield	F 23:48	3-10	1-4	0-0	0 2 2	1 0	7	0	1	1	0	1	-10											
33	Moussa Cisse	C 18:11	4-4	0-0	0-0	3 2 5	2 3	8	0	1	0	0	0	-10											
5	Jaylen Murray	G 26:44	3-6	2-5	0-0	1 0 1	1 0	8	3	2	1	0	0	-30											
7	Allen Flanigan	G 28:54	3-10	0-1	4-4	0 4 4	1 4	15	10	1	3	2	0	-21											
11	Matthew Murrell	G 29:39	3-8	0-2	2-2	0 1 1	0 1	8	2	2	3	0	0	-27											
0	Brandon Murray	21:07	1-5	1-3	2-3	1 0 1	1 1	5	1	3	0	1	0	-10											
3	Jamarion Sharp	17:49	2-3	0-0	2-4	5 3 8	2 2	6	1	1	0	2	0	-10											
2	TJ Caldwell	13:20	1-7	0-2	0-0	1 1 2	2 0	2	0	0	2	0	0	-6											
1	Austin Nunez	11:33	0-2	0-0	0-0	1 1 2	1 0	0	3	1	1	0	0	5											
25	Rashaud Marshall	08:56	1-2	0-0	3-5	2 0 2	1 3	5	0	0	0	2	1	7											
Team			2	0	2			0																	
Totals			21-57	4-17	13-18	16 14 30	13 17	59	11	17	10	3	5	-23											

Technical Fouls: NONE

Auburn - 82													Record: 16-2 (5-0)												
NO.	Name	Min	FG	3P	FT	Rebounds	Fouls	TP	AS	TO	ST	Blocks	+/-												
			M-A	M-A	M-A	OR DR TOT	PF	FD				BS	BA												
2	Jaylin Williams	F 21:44	5-7	1-1	2-2	1 0 1	2 2	13	1	1	0	1	0	16											
4	Johni Broome	F 21:15	5-9	1-2	2-2	2 3 5	2 3	13	2	4	3	1	1	13											
5	Chris Moore	F 15:07	1-2	0-0	0-0	0 0 0	0 0	2	0	0	0	0	0	-7											
1	Aden Holloway	G 22:01	3-7	1-4	2-2	1 0 1	0 1	9	3	0	1	0	0	-4											
12	Denver Jones	G 20:09	2-4	1-2	0-0	1 1 1	1 0	5	1	1	0	0	0	12											
10	Chad Baker-Mazara	13:38	2-2	1-1	0-0	1 1 1	1 1	5	2	1	1	0	0	20											
0	K.D. Johnson	18:49	3-8	1-4	1-1	0 2 2	3 2	8	1	1	2	0	1	11											
3	Tre Donaldson	16:57	1-2	1-2	2-2	0 0 0	1 0	3	3	1	1	0	0	9											
44	Dylan Cardwell	17:43	5-6	0-0	2-2	2 1 3	1 3	12	3	4	1	0	0	10											
31	Chaney Johnson	18:16	3-4	0-0	0 5 5	2 0	6	2	1	0	1	0	0	7											
24	Lior Berman	10:14	1-2	1-2	1 2 3	3 1	4	0	0	0	0	0	0	10											
20	Carter Sobera	01:02	0-0	0-0	0 1 1	0 0	0	0	0	0	0	0	0	0											
21	Blake Muschalek	01:02	0-0	0-0	0 0 0	0 0	0	0	0	0	0	0	0	0											
23	Addarin Scott	01:02	1-1	0-0	0-0	0 0 0	1 0	2	0	0	0	0	0	0											
55	Jalen Harper	01:02	0-1	0-0	0-0	0 0 0	0 0	0	0	0	0	0	0	0											
Team			3	3	6			0																	
Totals			32-55	8-18	10-11	10 19 29	17 13	82	19	16	9	5	3	23											

Technical Fouls: NONE

Biggest lead		OLE	AUB	Points from Turnovers		OLE	AUB	Period by Period Scoring		
		2 (1 st 19:27)	35 (2 nd 8:14)	Paint	17	22		1st	2nd	TOT
Best Scoring Run		11 (2 nd 1:39)	14 (2 nd 12:20)	Second Chance	17	22	AUB	27	32	59
Lead Changes		1		Fast Breaks	11	8	Vandy	46	36	82
Times Tied		2		Bench	18	40				
Time with Lead		00:40	38:05							

GAME 19 | ALABAMA 79, #8/#6 AUBURN 75

Official Basketball Box Score - Final
Auburn at Alabama
 01/24/24 Coleman Coliseum, Tuscaloosa
 2023-24 Men's Basketball
 Game Time: 6:30 PM
 Game Duration: 2:41
 Attendance: 13,474
 Officials: Pat Adams, Don Daly, K.B. Burdett Jr

Auburn - 75													Record: 16-3 (5-1)												
NO.	Name	Min	FG	3P	FT	Rebounds	Fouls	TP	AS	TO	ST	Blocks	+/-												
			M-A	M-A	M-A	OR DR TOT	PF	FD				BS	BA												
2	Jaylin Williams	F 30:47	3-8	0-3	1-2	2 9 11	1 2	7	0	2	1	0	1	-7											
4	Johni Broome	F 25:28	11-17	1-2	2-2	4 10 14	5 3	25	1	1	0	5	0	11											
5	Chris Moore	F 10:32	1-1	1-1	0-0	0 0 0	1 0	3	0	1	0	0	0	14											
1	Aden Holloway	G 21:56	0-7	0-5	2-3	1 1 2	0 3	2	3	1	0	0	0	8											
12	Denver Jones	G 20:55	3-8	1-5	2-2	1 1 2	1 3	9	1	2	3	0	0	0											
10	Chad Baker-Mazara	19:57	3-8	0-2	5-7	0 0 0	3 3	11	0	2	3	1	0	-9											

2023-24 BOX SCORES

GAME 21 | #16/#16 AUBURN 81, VANDERBILT 54



Official Basketball Box Score - Final
Vanderbilt at Auburn
01/31/24 Neville Arena, Auburn
2023-24 Men's Basketball

Game Time: 6:00 PM
Game Duration: 2:04
Attendance: 9,121

Officials: Doug Shows, Terry Oglesby, Ted Valentine

NO. Name	Min	FG			FT			Rebounds		Fouls		TP	AS	TO	ST	Blocks		+/-
		M-A	M-A	M-A	OR	DR	OR	DR	PF	FT	BS					BA		
2 Ven-Allen Lubin	F 28:23	5-11	1-2	6-8	8	4	12	2	5	17	0	2	1	0	2	2	-14	
0 Tyrin Lawrence	G 29:49	2-11	0-3	8-11	0	6	6	2	6	12	0	3	0	2	2	-24		
5 Ezra Manjon	G 29:31	1-8	0-1	3-5	1	3	4	2	6	5	4	1	0	0	2	-22		
10 Jordan Williams	G 22:30	0-1	0-1	0-0	0	3	4	0	0	0	0	1	2	0	0	-27		
12 Evan Taylor	G 22:55	4-9	3-7	3-4	0	3	3	5	2	14	0	2	0	0	0	-22		
23 Jason Rivera-Torres	14:16	0-2	0-0	0-0	0	2	2	1	2	0	1	1	0	0	0	-2		
35 Carter Lang	07:01	1-2	0-0	0-0	0	1	1	2	0	2	0	0	0	0	0	-4		
3 Paul Lewis	19:09	2-7	0-0	0-0	0	0	0	0	0	0	4	1	0	0	0	-18		
24 JaQualon "JQ" Roberts	02:36	0-1	0-1	0-0	0	0	0	0	0	0	0	0	0	0	0	-6		
13 Malik Presley	10:56	0-0	0-0	0-0	0	0	0	0	0	0	0	0	0	0	0	0		
21 Tasos Kamateros	10:40	0-3	0-2	0-0	1	1	2	1	0	0	0	0	0	1	0	-7		
25 Miles Keefle	02:14	0-1	0-0	0-0	0	0	0	0	0	0	0	0	0	0	0	0		
Team					1	0	1											
Totals		15-56	4-17	20-28	11	23	34	20	21	54	6	12	6	5	7	-27		

Technical Fouls:NONE

Auburn - 81 Record: 17-4 (6-2)

NO. Name	Min	FG			FT			Rebounds		Fouls		TP	AS	TO	ST	Blocks		+/-
		M-A	M-A	M-A	OR	DR	OR	DR	PF	FT	BS					BA		
2 Jaylin Williams	F 27:16	7-9	3-4	4-6	1	1	2	3	5	21	4	1	1	0	0	0	31	
4 Johni Broome	F 24:11	7-11	2-2	0-0	3	8	11	2	3	16	4	1	1	5	1	0		
5 Chris Moore	F 11:51	0-3	0-0	0-0	2	3	5	1	0	0	0	0	0	1	1	14		
3 Tre Donaldson	G 22:58	1-5	0-1	0-0	2	5	7	1	0	2	5	4	2	0	0	37		
12 Denver Jones	G 23:40	6-11	4-8	3-4	0	0	0	0	3	19	0	0	0	0	1	32		
10 Chad Baker-Mazara	20:20	4-8	1-3	2-2	1	4	5	4	1	11	4	0	0	0	0	16		
31 Chaney Johnson	10:30	1-3	0-2	0-0	1	1	2	3	0	2	1	2	0	0	0	0		
1 Aden Holloway	14:48	0-5	0-5	1-2	0	3	3	1	3	1	2	1	0	0	0	-6		
44 Dylan Cardwell	13:35	0-2	0-1	0-2	0	3	3	2	0	0	0	0	0	1	0	-9		
0 K.D. Johnson	14:06	0-2	0-0	2-2	0	0	0	1	1	2	0	2	1	0	0	-1		
24 Lior Berman	07:49	1-2	0-0	3-3	0	2	2	1	2	5	0	0	0	0	0	-3		
20 Carter Sobera	02:14	0-1	0-0	0-0	1	1	0	0	0	0	0	0	0	0	0	-4		
21 Blake Muschalek	02:14	0-0	0-0	0-0	0	0	0	0	0	0	0	0	0	0	0	-4		
23 Addarin Scott	02:14	1-1	0-0	0-0	0	0	0	2	0	2	0	1	0	0	0	-4		
55 Jalen Harper	02:14	0-0	0-0	0-0	0	0	0	0	0	0	0	0	0	0	0	-4		
Team					1	3	4											
Totals		28-63	10-26	15-21	12	33	45	21	20	81	21	13	5	7	5	127		

Technical Fouls:NONE

	VAN	AUB
Biggest lead	0 (1 st 20:00)	31 (2 nd 3:09)
Best Scoring Run	6 (1 st 14:22)	11 (2 nd 3:09)
Lead Changes	0	0
Times Tied	0	0
Time with Lead	00:00	39:20

Points from	VAN		AUB	
	1st	2nd	TOT	TOT
Turnovers	12	14	27	54
Paint	22	32	27	27
Second Chance	8	11	44	81
Fast Breaks	9	14	37	44
Bench	6	23	44	81

Shooting By Period	
1 st FG%	12-33 36.4%
3PT%	5-12 41.7%
FT%	8-12 66.7%
2 nd FG%	16-30 53.3%
3PT%	5-14 35.7%
FT%	7-9 77.8%
GM FG%	28-63 44.4%
GM 3PT%	10-26 38.5%
FT%	15-21 71.4%

Dead Ball Rebounds: 5, 2

GAME 22 | #16/#16 AUBURN 91, OLE MISS 77



Official Basketball Box Score - Final
Auburn at Ole Miss
02/03/24 The Sandy and John Back Pavilion at Ole Miss, Oxford, MS
2023-24 Men's Basketball

Game Time: 5:00 PM
Game Duration: 2:00
Attendance: 9,631

Officials: Steven Anderson, Owen Shortt, Anthony Jordan

NO. Name	Min	FG			FT			Rebounds		Fouls		TP	AS	TO	ST	Blocks		+/-
		M-A	M-A	M-A	OR	DR	OR	DR	PF	FT	BS					BA		
2 Jaylin Williams	F 27:42	6-11	1-4	3-4	2	3	5	2	3	16	2	3	0	0	1	9		
4 Johni Broome	F 25:27	7-13	1-3	0-2	2	7	9	4	2	15	7	1	0	3	1	17		
5 Chris Moore	F 10:54	1-2	1-1	0-0	0	2	2	0	0	3	0	0	0	0	0	-2		
3 Tre Donaldson	G 25:04	4-8	2-3	0-0	0	0	0	0	0	10	6	1	1	0	1	5		
12 Denver Jones	G 26:22	4-8	2-5	1-1	2	1	3	1	2	11	1	3	1	0	1	3		
10 Chad Baker-Mazara	26:32	5-10	3-6	2-2	1	8	9	4	1	15	2	1	0	1	1	20		
31 Chaney Johnson	12:18	2-2	0-0	0-0	1	3	4	2	1	4	0	1	0	0	0	5		
0 K.D. Johnson	13:38	4-4	1-1	2-2	1	1	2	2	1	11	3	0	1	0	0	11		
1 Aden Holloway	14:56	2-5	1-4	1-2	0	0	0	1	1	6	3	1	0	0	0	9		
44 Dylan Cardwell	14:33	0-1	0-0	0-0	1	1	2	0	1	0	1	0	1	2	0	-3		
24 Lior Berman	02:34	0-0	0-0	0-0	0	0	0	0	0	0	0	0	0	0	0	-4		
Team					4	2	6											
Totals		35-64	12-27	19-13	14	28	42	16	13	91	25	11	4	6	6	14		

Technical Fouls:Broome 1st 4:17; Johnson 2nd 0:21

Ole Miss - 77 Record: 18-4 (5-4)

NO. Name	Min	FG			FT			Rebounds		Fouls		TP	AS	TO	ST	Blocks		+/-
		M-A	M-A	M-A	OR	DR	OR	DR	PF	FT	BS					BA		
4 Jaemyn Brakefield	F 32:32	4-7	1-1	6-6	0	1	1	4	5	15	5	2	0	2	1	-6		
33 Moussa Cisse	C 23:39	6-7	0-0	0-2	2	1	3	2	3	12	0	0	0	4	0	-1		
5 Jaylen Murray	G 32:24	2-12	0-4	0-0	1	0	1	0	0	4	6	1	2	0	0	-14		
7 Allen Flanigan	G 33:18	6-15	2-3	6-7	0	5	5	3	4	20	1	3	1	0	0	-12		
11 Matthew Murrell	G 36:28	7-16	3-7	1-2	3	5	2	1	3	18	3	1	1	0	1	20		
0 Brandon Murray	24:20	3-4	2-3	0-0	0	6	6	1	0	8	2	0	0	0	0	-18		
2 TJ Caldwell	12:17	0-1	0-0	0-0	0	0	0	0	0	2	0	0	0	0	0	-4		
25 Rashaud Marshall	02:28	0-0	0-0	0-0	0	0	0	0	0	0	0	1	1	0	0	0		
1 Austin Nunez	02:34	0-0	0-0	0-0	0	0	0	0	0	0	0	0	0	0	0	0		
Team					3	2	5											
Totals		28-62	8-19	13-17	8	18	26	14	14	77	20	8	5	6	6	-14		

Technical Fouls:Brakefield 1st 4:17

Biggest lead	AU		OM	
	1st	2nd	TOT	TOT
Turnovers	15 (2 nd 0:51)	13 (1 st 3:29)	11	13
Paint	44	32	44	32
Second Chance	15	9	35	91
Fast Breaks	9	10	44	33
Bench	36	8	44	33

Game Notes: 1st Hal. 12:45 - after review AUB BJ 1-Holloway upgraded to flagrant 1 2nd Hal. 19:48 - after review goal tend reversed

GAME 23 | #12/#11 AUBURN 99, #16/16 ALABAMA 81



Official Basketball Box Score - Final
Alabama at Auburn
02/07/24 Neville Arena, Auburn
2023-24 Men's Basketball

Game Time: 6:00 PM
Game Duration: 2:26
Attendance: 9,121

Officials: Doug Shows, Joe Lindsay, Courtney Green

NO. Name	Min	FG			FT			Rebounds		Fouls		TP	AS	TO	ST	Blocks		+/-
		M-A	M-A	M-A	OR	DR	OR	DR	PF	FT	BS					BA		
2 Grant Nelson	F 25:13	3-7	1-4	9-12	2	4	6	5	8	16	2	1	0	2	0	-2		
1 Mark Sears	G 36:41	6-13	1-3	12-13	2	7	9	2	10	25	4	3	0	1	6	-15		
3 Rylan Griffin	G 30:00	5-9	4-6	0-0	1	1	2	4	0	14	0	3	0	0	1	-30		
12 Latrell Wrightsail Jr.	G 26:13	3-9	2-7	0-0														

2023-24 BOX SCORES

GAME 25 | #13/12 AUBURN 101 VS. #11/11 SOUTH CAROLINA 61

		Official Basketball Box Score - Final South Carolina at Auburn 02/14/24 Neville Arena, Auburn 2023-24 Men's Basketball		Game Time: 7:30 PM Game Duration: 2:03 Attendance: 9,121							
South Carolina - 61		Record: 21-4 (9-3)		Officials: Terry Oglesby, Keith Kimble, Owen Shortt							
NO. Name	Min	FG M-A	3P M-A	FT M-A	Rebounds OR DR TOT	Fouls PF FD	TP	AS	TO	ST	Blocks BS BA +/-
2 B.J. Mack	F 21:12	3-7	1-2	7-8	1 0 1	2 4	14	0	1	0	0 0 -10
30 Colin Murray-Boyles	F 26:39	6-10	0-0	0-0	7-8	4 3 7	3	2	22	2	1 1 -17
5 Meechie Johnson	G 27:33	8-17	2-6	4-4	0 7 7	3 2	22	2	2	1	0 2 -23
12 Zachary Davis	G 18:10	0-2	0-1	1-2	1 2 3	1 1	1	1	1	1	0 0 -6
55 Ta'lon Cooper	G 33:48	1-6	0-2	2-2	0 2 2	1 2	4	0	1	0	0 1 -18
10 Myles Stute	16:05	0-4	0-1	0-0	1 0 1	2 0	0	0	0	1	0 1 -35
33 Josh Gray	13:39	0-1	0-0	0-0	1 1 2	1 2	0	1	2	0	2 1 -11
1 Jacobi Wright	20:45	0-3	0-1	0-2	1 0 1	3 2	0	1	0	0	1 -33
15 Morris Ugusok	12:02	0-2	0-2	0-0	0 0 0	0 0	0	0	1	2	0 0 -22
4 Stephen Clark	05:59	0-0	0-0	1-2	0 1 1	3 1	1	0	0	0	0 0 -14
31 Benjamin Bosmans-Verdonk	04:08	0-0	0-0	0-0	0 0 0	0 0	0	0	0	0	0 0 -11
Team					2 2 4	0	0	0	0	0	
Totals		18-52	3-15	22-28	11 18 29	19 18	61	5	13	6	4 6 -40

Auburn - 101		Record: 20-5 (9-3)		Shooting By Period							
NO. Name	Min	FG M-A	3P M-A	FT M-A	Rebounds OR DR TOT	Fouls PF FD	TP	AS	TO	ST	Blocks BS BA +/-
2 Jaylin Williams	F 24:06	8-11	5-7	2-2	1 1 2	3 2	23	1	0	2	0 0 22
4 Johni Broome	F 22:17	8-15	4-5	1-3	0 2 2	1 4	21	0	0	0	2 2 8
5 Chris Moore	F 14:58	0-0	0-0	0-0	2 1 3	1 0	0	1	0	0	0 0 6
3 Tre Donaldson	G 20:11	5-8	0-0	1-1	0 0 0	1 1	11	4	0	2	0 0 5
12 Denver Jones	G 25:26	2-6	0-1	3-3	1 0 1	0 2	7	1	2	0	0 1 6
0 K.D. Johnson	09:17	2-3	1-2	4-4	0 2 2	4 2	9	1	1	3	0 0 40
1 Aden Holloway	10:38	1-3	0-2	0-0	0 2 2	0 1	2	3	0	1	0 0 23
10 Chad Baker-Mazara	15:47	4-4	2-2	0-0	5 5 3	2 10	3	3	0	0	0 20
31 Chaney Johnson	13:40	2-3	0-1	2-2	0 2 2	0 2	6	2	0	1	0 0 15
44 Dylan Cardwell	15:29	2-3	0-0	4-4	0 0 0	4 2	8	5	0	0	4 0 29
24 Lior Berman	09:15	1-1	0-0	0-0	0 1 1	1 0	2	1	0	1	0 0 14
20 Carter Sobera	02:14	0-0	0-0	0-0	0 2 2	0 0	0	0	0	0	0 0 3
21 Blake Muschalek	02:14	0-0	0-0	0-0	0 1 1	0 0	0	0	0	0	0 0 3
23 Addarin Scott	02:14	0-0	0-0	0-0	0 0 0	0 0	0	0	0	0	0 0 3
55 Jalen Harper	02:14	1-2	0-0	0-0	0 0 0	0 0	2	0	0	0	0 1 3
Team					1 5 6	0	1				
Totals		36-59	12-20	17-19	5 24 29	18 18	101	22	7	10	6 4 40

Biggest lead		USC 5 (1 st 17:48)		AUB 41 (2 nd 0:49)	
Best Scoring Run		4 (1 st 18:32)		14 (2 nd 0:49)	
Lead Changes		1		1	
Times Tied		1		1	
Time with Lead		02:58		35:16	

GAME 26 | #22/20 KENTUCKY 70, #13/#12 AUBURN 59

		Official Basketball Box Score - Final Kentucky at Auburn 02/17/24 Neville Arena, Auburn 2023-24 Men's Basketball		Game Time: 5:00 PM Game Duration: 2:18 Attendance: 9,121							
Kentucky - 70		Record: 18-7 (8-4)		Officials: Steven Anderson, Joe Lindsay, Vladimir Voyzd-Tadi							
NO. Name	Min	FG M-A	3P M-A	FT M-A	Rebounds OR DR TOT	Fouls PF FD	TP	AS	TO	ST	Blocks BS BA +/-
33 Ugonna Oryenso	F 36:10	3-3	0-0	1-2	4 7 11	3 1	7	1	0	0	0 2 0 8
1 Justin Edwards	G 17:40	2-3	0-1	0-0	2 1 3	5 0	4	0	1	0	0 0 0 9
3 Adou Thiero	G 32:36	4-8	0-0	6-6	0 8 8	3 4	14	1	2	0	0 0 1 7
12 Antonio Reeves	G 33:50	8-20	3-6	3-5	1 4 5	4 4	22	1	0	0	0 2 14
21 D.J. Wagner	G 23:51	1-6	0-3	6-6	1 1 2	3 3	8	1	4	1	0 1 1
0 Rob Dillingham	18:11	4-9	1-2	2-5	0 2 2	4 4	11	3	4	1	0 1 12
15 Reed Sheppard	29:49	2-5	0-1	0-0	1 4 5	1 0	4	3	1	5	0 0 4
23 Jordan Burks	04:03	0-0	0-0	0-0	0 0 0	0 0	0	0	0	0	0 0 0 -3
2 Aaron Bradshaw	03:18	0-0	0-0	0-0	0 0 0	0 0	0	0	0	0	0 1 0 6
44 Zvonimir Ivusic	00:32	0-0	0-0	0-0	0 0 0	0 0	0	0	0	0	0 0 0 -3
Team					1 2 3	0	0	0	0	0	
Totals		24-54	4-13	18-24	10 29 39	23 16	70	10	12	8	3 5 11

Auburn - 59		Record: 20-6 (9-4)		Shooting By Period							
NO. Name	Min	FG M-A	3P M-A	FT M-A	Rebounds OR DR TOT	Fouls PF FD	TP	AS	TO	ST	Blocks BS BA +/-
2 Jaylin Williams	F 23:42	1-5	0-2	1-2	0 0 0	0 4	3	1	1	1	0 0 -4
4 Johni Broome	F 31:22	5-13	0-3	4-4	6 5 11	4 3	14	2	1	1	3 1 0 -5
5 Chris Moore	F 11:37	0-1	0-1	1-2	1 1 2	1 1	0	1	0	0	0 0 -9
3 Tre Donaldson	G 11:08	0-3	0-1	1-2	0 3 3	4 1	1	0	2	1	0 0 0 -6
12 Denver Jones	G 27:59	3-11	3-7	3-4	1 3 4	0 3	12	2	0	0	0 0 -5
10 Chad Baker-Mazara	26:12	2-3	1-1	9-9	1 5 6	1 6	14	3	2	1	1 0 -3
0 K.D. Johnson	25:31	3-10	0-2	0-0	1 1 2	3 0	6	1	1	2	1 1 -5
1 Aden Holloway	14:50	1-5	0-3	2-3	0 2 2	0 1	4	0	0	1	0 1 -6
31 Chaney Johnson	16:18	0-2	0-2	0-1	0 2 2	0 1	0	1	0	0	0 0 -7
44 Dylan Cardwell	08:38	2-2	0-0	0-3	1 0 1	1 2	4	1	1	0	0 0 0 -6
24 Lior Berman	02:43	0-0	0-0	0-0	1 0 1	0 1	0	0	0	0	0 0 0 1
Team					2 0 2	0	0				
Totals		17-55	4-22	21-30	14 22 36	16 23	59	11	11	8	5 3 -11

Biggest lead		UKY 16 (2 nd 6:05)		AUB 0 (1 st 20:00)	
Best Scoring Run		9 (1 st 14:27)		8 (2 nd 2:59)	
Lead Changes		0		0	
Times Tied		1		1	
Time with Lead		38:39		00:00	

GAME 27 | #14/14 AUBURN 97, GEORGIA 76

		Official Basketball Box Score - Final Auburn at Georgia 02/24/24 Stegeman Coliseum, Athens 2023-24 Men's Basketball		Game Time: 6:00 PM Game Duration: 2:08 Attendance: 10,523							
Auburn - 97		Record: 21-6 (10-4)		Officials: Pat Adams, Bari Lenox, Todd Austin							
NO. Name	Min	FG M-A	3P M-A	FT M-A	Rebounds OR DR TOT	Fouls PF FD	TP	AS	TO	ST	Blocks BS BA +/-
4 Johni Broome	F 26:17	7-10	1-2	1-4	5 8 13	3 5	16	2	3	0	2 0 22
10 Chad Baker-Mazara	F 27:11	8-12	2-3	7-7	4 5 3	4 4	25	4	0	2	1 1 20
1 Aden Holloway	G 27:39	5-10	2-8	0-0	0 1 1	1 0	15	3	1	0	0 0 24
12 Denver Jones	G 18:55	3-4	2-3	0-0	0 0 0	3 0	8	0	0	0	1 1 12
31 Chaney Johnson	G 26:42	6-9	1-3	3-4	0 4 4	3 3	16	1	0	1	0 0 14
44 Dylan Cardwell	24:13	2-3	1-2	0-0	0 3 3	3 1	5	2	1	0	1 0 10
0 K.D. Johnson	21:05	3-6	2-4	0-0	0 1 1	5 1	8	3	2	0	0 0 9
3 Tre Donaldson	12:21	0-2	0-1	0-1	0 2 2	1 1	0	0	0	0	0 0 -3
5 Chris Moore	02:42	0-0	0-0	0-0	0 0 0	0 0	0	0	0	0	0 0 -3
24 Lior Berman	12:55	2-2	0-0	0-0	0 1 1	2 0	4	1	1	0	0 0 0
Team					2 1 3	0	1				
Totals		36-58	14-26	11-16	8 25 33	24 15	97	16	9	3	5 2 21

Georgia - 76		Record: 15-12 (5-9)		Shooting By Period							
NO. Name	Min	FG M-A	3P M-A	FT M-A	Rebounds OR DR TOT	Fouls PF FD	TP	AS	TO	ST	Blocks BS BA +/-
23 Jalen DeLoach	F 06:49	1-2	0-0	1-1	0 0 0	3 1	3	0	1	0	0 0 -9
54 Russel Tchewa	C 31:22	6-12	0-0	4-6	1 6 7	1 3	16	0	2	0	0 2 -31
10 Jabri Abdur-Rahim	G 21:28	1-3	1-2	4-4	0 2 2	3 2	7	0	0	0	0 0 1 -17
3 Noah Thomasson	G 29:49	5-12	1-6	7-8	1 1 2	1 4	18	0	1	0	0 0 -11
4 Sias Demary Jr.	G 32:29	4-11	0-2	8-10	0 1 1	2 8	16	2	0	4	0 1 -16
11 Justin Hill	G 22:23	2-8	1-2	0-0	1 1 2	0 5	1	2	0	0	0 1 -14
13 Dylan James	18:25	1-2	0-1	1-2	0 2 2	1 2	0	1	1	2	0 0 7
15 RJ Melendez	14:38	2-3	0-1	0-0	2 0 2	4 0	4	0	0	0	0 0 -6
0 Blue Cain	15:32	2-2	0-0	0-0	1 1 2	1 4	1	0	0	0	0 0 -16
5 Frank Anselm-Ibe	07:05	0-0	0-0	0-0	0 1 1	1 0	0	1	0	0	0 0 8
Team					1 2 3	0	0				
Totals		24-55	9-14	25-31	7 17 24	17 22	76	5	6	2	5 2 21

Biggest lead		AUB 23 (2 nd 1:17)		UGA 0 (1 st 20:00)	
Best Scoring Run		11 (2 nd 6:12)		7 (2 nd 11:49)	
Lead Changes		0		0	
Times Tied		3		3	
Time with Lead		38:33		00:00	

GAME 28 | #4/#4 TENNESSEE 92, #11/11 AUBURN 84

		Official Basketball Box Score - Final Auburn at Tennessee 02/28/24 Food City Center, Knoxville, Tennessee 2023-2024 Men's Basketball		Game Time: 7:02 PM Game Duration: 2:19 Attendance: 22,547							
Auburn - 84		Record: 21-7 (10-5)		Officials: Don Daly, Steven Anderson, Byron Jarrett							
NO. Name	Min	FG M-A	3P M-A	FT M-A	Rebounds OR DR TOT	Fouls PF FD	TP	AS	TO	ST	Blocks BS BA +/-
4 Johni Broome	F 33:08	9-16</									

2023-24 BOX SCORES

GAME 29 | #11/11 AUBURN 78, MISSISSIPPI STATE 63



Official Basketball Box Score - Final
Mississippi St. at Auburn
 03/02/24 Neville Arena, Auburn
 2023-24 Men's Basketball

Game Time: 3:00 PM
 Game Duration: 2:12
 Attendance: 9,121

Officials: Terry Oglesby, Mike Nance, Anthony Jordan

Mississippi St. - 63

Record: 19-10 (8-8)

NO. Name	Min	FG			Rebounds			Fouls			TP	AS	TO	ST	Blocks			+/-
		M-A	3P-A	FT-A	OR	DR	TOT	PF	FD	BS					BA			
1 Tou Smith III	33:23	6-15	0-0	2-4	4	6	10	4	2	14	2	3	2	0	3	-6		
4 Cameron Matthews	29:21	1-3	0-0	1-2	3	7	10	4	5	3	1	2	0	1	-15			
3 Shakeel Moore	27:08	2-6	1-3	1-2	0	0	0	0	1	6	1	2	0	1	-2			
5 Shawn Jones, Jr.	14:54	1-4	0-2	2-2	1	0	1	3	1	4	0	2	0	0	-5			
13 Josh Hubbard	36:01	6-15	6-11	5-6	1	2	3	1	5	23	3	2	0	2	-14			
0 D.J. Jeffries	17:54	3-6	0-2	0-2	1	3	4	2	2	6	0	0	1	0	-7			
10 Dashawn Davis	22:29	2-5	0-2	1-2	1	1	2	1	1	5	2	0	0	0	-14			
12 KeShawn Murphy	13:55	1-1	0-0	0-0	1	2	3	3	0	2	0	0	1	1	0			
15 Jimmy Bell Jr.	04:55	0-1	0-0	0-0	0	0	0	0	1	0	0	1	0	0	-11			
Team					2	1	3			0		2						
Totals		22-56	7-20	12-20	14	22	36	18	18	63	11	13	6	2	9	-15		

Technical Fouls: NONE

Auburn - 78

Record: 22-7 (11-5)

NO. Name	Min	FG			Rebounds			Fouls			TP	AS	TO	ST	Blocks			+/-
		M-A	3P-A	FT-A	OR	DR	TOT	PF	FD	BS					BA			
2 Jaylin Williams	22:21	1-3	0-1	8-8	0	3	3	5	10	3	1	0	2	0	14			
4 Johni Broome	24:49	7-13	1-2	2-4	2	4	6	3	17	1	1	0	1	0	10			
10 Chad Baker-Mazara	27:02	4-7	1-2	1-2	1	2	3	5	3	10	4	2	2	0	15			
1 Aden Holloway	21:10	0-1	0-0	0-0	0	1	1	0	0	1	1	2	0	0	6			
12 Denver Jones	28:28	5-11	3-5	2-2	0	4	4	1	2	15	1	2	0	1	10			
3 Tre Donaldson	18:50	2-6	0-1	0-0	0	0	0	3	0	4	6	0	0	0	1			
31 Chaney Johnson	17:39	3-4	2-2	0-0	0	2	2	3	8	2	1	0	1	0	1			
24 Lior Berman	09:20	2-3	1-2	0-0	0	0	0	1	5	0	1	0	0	0	0			
44 Dylan Cardwell	15:11	3-3	0-0	1-1	2	3	5	1	6	1	1	2	0	5	0			
5 Chris Moore	06:12	0-1	0-0	0-0	0	0	0	0	0	0	0	1	0	0	2			
0 K.D. Johnson	08:58	1-4	1-4	0-0	0	0	0	0	0	3	0	0	1	0	3			
Team					3	3	6			0		0						
Totals		28-56	9-19	13-17	8	22	30	19	18	78	19	10	8	9	2	15		

Technical Fouls: Baker-Mazara 2nd 15:07

Biggest lead	MSU		AUB		Points from Turnovers	MSU	AUB	Period by Period Scoring			
	0 (1 st 20:00)	19 (1 st 3:57)	13	8				1st	2nd	TOT	
Best Scoring Run	6 (2 nd 13:28)		8 (2 nd 10:49)		Paint	30	28	MSU	22	41	63
Lead Changes	0		10		Second Chance	10	10	AUB	39	39	78
Times Tied	0		0		Fast Breaks	12	12				
Time with Lead	00:00	39:39	Bench	13	26						

GAME 30 | #13/14 AUBURN 101, MISSOURI 74



Official Basketball Box Score - Final
Auburn at Missouri
 03/05/24 Mizou Arena, Columbia
 2023-24 Men's Basketball

Game Time: 8:05 PM
 Game Duration: 2:28
 Attendance: 10,041

Officials: K.B. Burdett Jr., Owen Shortt, Chuck Jones

Auburn - 101

Record: 23-7 (12-5)

NO. Name	Min	FG			Rebounds			Fouls			TP	AS	TO	ST	Blocks			+/-
		M-A	3P-A	FT-A	OR	DR	TOT	PF	FD	BS					BA			
2 Jaylin Williams	24:37	5-7	0-1	5-5	0	2	2	1	3	15	0	1	0	2	0	20		
4 Johni Broome	23:43	7-14	0-2	3-5	3	5	8	2	4	17	2	1	0	3	1	25		
10 Chad Baker-Mazara	27:31	4-9	3-5	4-4	2	5	7	1	2	15	0	1	1	1	1	26		
1 Aden Holloway	21:43	3-5	1-3	2-2	0	2	2	2	1	9	5	0	1	0	0	20		
12 Denver Jones	22:30	3-5	0-2	4-4	1	0	1	3	3	10	4	1	1	0	0	29		
31 Chaney Johnson	14:52	1-2	0-0	5-6	0	6	6	3	4	7	0	1	0	1	0	6		
0 K.D. Johnson	14:45	1-6	0-3	1-1	0	0	0	5	2	3	2	1	0	0	1	1		
3 Tre Donaldson	18:53	3-9	3-5	0-0	2	2	3	0	9	2	0	1	0	2	5			
44 Dylan Cardwell	16:17	5-5	1-1	1-2	4	2	6	4	4	12	0	3	0	1	0	2		
5 Chris Moore	13:00	2-3	0-1	0-0	2	1	3	1	0	4	1	0	0	0	1	2		
21 Blake Muschalek	02:09	0-0	0-0	0-0	0	0	0	0	0	0	0	0	0	0	0	-1		
Team					2	2	4			0		2						
Totals		34-65	8-23	25-29	14	27	41	25	23	101	16	11	4	8	6	27		

Technical Fouls: Johnson 2nd 15:07

Missouri - 74

Record: 8-22 (0-17)

NO. Name	Min	FG			Rebounds			Fouls			TP	AS	TO	ST	Blocks			+/-
		M-A	3P-A	FT-A	OR	DR	TOT	PF	FD	BS					BA			
0 Jordan Butler	08:54	2-5	0-0	0-0	2	0	2	2	0	4	0	0	0	0	2	-5		
23 Aidan Shaw	28:43	2-3	0-0	3-6	9	6	9	2	3	7	0	0	1	2	1	-22		
2 Tamar Bates	21:38	4-8	2-3	2-2	0	4	4	0	4	12	2	3	0	1	2	-21		
10 Nick Honor	31:20	2-7	2-5	5-6	0	0	0	1	4	11	0	1	1	0	0	-16		
55 Sean East II	36:35	4-17	1-2	12-13	1	2	3	3	8	21	3	0	2	0	1	-22		
45 Mabor Majak	09:13	1-1	0-0	0-0	1	2	3	4	1	2	0	1	0	0	0	-8		
13 Jesus Carralero Martin	19:20	1-3	0-0	3-4	2	2	4	4	3	5	2	3	2	0	0	-8		
14 Anthony Robinson II	16:46	1-3	0-1	4-4	0	0	0	4	3	6	0	0	0	1	0	-9		
11 Trent Pierce	02:14	0-2	0-1	0-0	0	0	0	0	0	0	0	0	0	1	1	-8		
35 Noah Carter	19:32	2-6	0-3	2-2	0	2	2	4	1	6	0	0	0	2	1	-8		
4 Curt Lewis	04:48	0-1	0-0	0-0	0	0	0	0	0	0	0	0	0	0	0	7		
12 Jackson Francois	00:57	0-0	0-0	0-0	0	0	0	0	0	0	0	0	0	0	0	-1		
Team					1	0	1			0		3						
Totals		19-56	5-15	31-35	10	18	28	25	24	74	7	11	7	6	8	-27		

Technical Fouls: Coach 1st 9:08 Majak 2nd 15:07

Biggest lead	AUB		MIZ		Points from Turnovers	AUB	MIZ	Period by Period Scoring			
	29 (2 nd 0:40)	3 (1 st 18:06)	12	6				1st	2nd	TOT	
Best Scoring Run	9 (2 nd 17:41)		6 (1 st 3:47)		Paint	48	22	AUB	44	57	101
Lead Changes	2		2		Second Chance	22	7	MIZ	39	35	74
Times Tied	1		0		Fast Breaks	18	7				
Time with Lead	37:09	02:05	Bench	35	19						

GAME 31 | #13/14 AUBURN 92, GEORGIA 78



Official Basketball Box Score - Final
Georgia at Auburn
 03/06/24 Neville Arena, Auburn
 2023-24 Men's Basketball

Game Time: 5:30 PM
 Game Duration: 2:05
 Attendance: 9,121

Officials: Doug Shows, Vladimir Voyard-Tadac, Lucas Santos

Georgia - 78

Record: 16-15 (6-12)

NO. Name	Min	FG			Rebounds			Fouls			TP	AS	TO	ST	Blocks			+/-
		M-A	3P-A	FT-A	OR	DR	TOT	PF	FD	BS					BA			
13 Dylan James	18:10	4-8	0-2	0-0	1	2	3	4	0	8	0	2	0	0	-17			
51 Russel Tchewa	32:47	5-8	0-0	4-8	6	4	10	4	4	14	3	4	1	0	-5			
0 Blue Cain	23:23	3-9	1-4	1-2	1	3	4	1	1	8	0	0	3	0	-24			
3 Noah Thomasson	29:42	4-14	1-6	3-6	0	1	1	0	3	12	2	1	0	0	-14			
4 Silas Demary Jr.	35:17	4-8	3-3	4-7	1	4	5	1	4	15	2	2	1	0	3			
10 RJ Sunahara	18:47	1-1	0-0	1-3	1	4	5	2	2	3	0	0	0	0	8			
15 RJ Melendez	12:01	3-6	0-2	0-0	2	1	3	1	2	6	0	0	0	0	-7			
11 Justin Hill	22:40	2-8	2-5	2-2	0	2	2	0	2	8	2	2	1	0	1			
5 Frank Anselem-Ibe	03:20	0-0	0-0</															