



2020  
BASEBALL  
MEDIA GUIDE



NCAA'S COLLEGE WORLD SERIES PARTICIPANT

# 2019 COLLEGE WORLD SERIES

**FIRST  
APPEARANCE  
SINCE 1997**

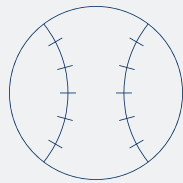


# **BACK-TO-BACK** SUPER REGIONAL APPEARANCES

**FIRST TIME IN  
PROGRAM  
HISTORY**

# **THREE STRAIGHT** REGIONAL APPEARANCES

**FIRST TIME  
SINCE 2001-03**







TABLES OF CONTENTS/QUICKFACTS

2020 AUBURN BASEBALL INFORMATION

Table of Contents/Quick Facts 1
2020 Roster 2
2020 Schedule 3
TV/Radio Chart 4-5
Plainsman Park 6
Plainsman Park Facts & Records 7
Head Coach Butch Thompson 8-9
Assistant Coach Karl Nonemaker 10
Assistant Coach Gabe Gross 11
Volunteer Assistant Tim Hudson 12
Support Staff 13
Administration 14
2020 Player Profiles 15-45

2019 YEAR IN REVIEW

2019 Auburn Team Stats 46
2019 Auburn Team SEC-Only Stats 47
2019 Notes 48-49
2019 Game-By-Game Hitting 50
2019 Game-By-Game Results 51
2019 Superlatives & Miscellaneous Stats 52
2019 Starting Lineups & Starters 53-54
2020 SEC Tournament 55

HISTORY & RECORDS

Auburn Records 56-57
Single-Season Top 10 Hitting 58
Career Top 10 Hitting 59
Single-Season Top 10 Pitching 60
Career Top 10 Pitching 61
Team Top 10 62
Year-By-Year Team Stats (1949-Pres.) 63-64
Streaks & Sweeps 65
Year-By-Year Leaders 66-68
SEC & NCAA Leaders/No-Hitters & Perfect Games 69
Home Run Records 70-71
Five-Hit Games/20-Run Games 71
The Last Time 72
Year-By-Year Results (1895-1948) 73-76
Year-By-Year Results & Team Stats (1949-Pres.) 77-104
Auburn On Television 105-106
Series Records 107
Results vs. Opponents 108-120
Coaching Records 121
Year-By-Year Standings 122
Auburn at the College World Series 123
Auburn in NCAA Regionals/Super Regionals 124-127
Auburn in SEC Tournaments 128-129
All-Time Honors & Awards 130-132
Auburn in MLB 133-134
MLB Honors/World Series History 134
All-Time Draft Picks 135
Letterwinners (1949-Pres.) 136-138

RADIO INFORMATION

Primary Stations WTGZ-FM (93.9), WQSI-FM (95.9)
Radio Network Auburn Sports Network
Primary Contact Andy Burcham
Play-by-Play Announcers Andy Burcham, Brad Law & Paul Ellen

GENERAL INFORMATION

Location Auburn, Ala.
Founded October 1, 1856
Enrollment 30,440
Nickname Tigers
Colors Burnt Orange and Navy Blue
Affiliation NCAA Division I
Conference Southeastern (SEC West)
President Dr. Jay Gogue (Auburn)
Athletic Director Allen Greene (Notre Dame)

KEY NUMBERS

Media Relations Office (334) 844-9800
Media Relations FAX (334) 844-9807
Plainsman Park Press Box (334) 844-4138
Athletic Department Phone (334) 844-4750
Baseball Office (334) 844-4975
Ticket Office (855) 282-2010
Website www.AuburnTigers.com
Twitter @AuburnBaseball

STADIUM INFORMATION

Stadium Samford Stadium-Hitchcock Field at Plainsman Park
First Year/Renovated 1950/1996
Capacity 4,096
All-Time Record 1,231-551 (.691)
Dimensions LF- 315; CF- 385; RF- 331
Alleys LC- 335/385; RC- 360

HISTORY

All-Time Record (since 1895) 2,481-1,677-33 (.596)
Record since 1949 (Modern Era) 1,950-1,343-4 (.592)
All-Time Conference Record 915-861-3 (.515)
All-Time SEC Tournament Record 35-50 (.412)
NCAA Tournament Appearances 22
NCAA Regional Record 51-45 (.531)
Last NCAA Regional 2019 (Atlanta, Ga.)
Last NCAA Super Regional 2019 (Chapel Hill, N.C.)
College World Series Appearances 5
College World Series Record 3-10 (.231)
Last College World Series 2019

COACHING/SUPPORT STAFF

Head Coach Butch Thompson (Birmingham-Southern)
Record at Auburn 141-110 (.562), Fifth year
Career Record 180-131 (.579), Sixth year
Assistant Coach Karl Nonemaker (Vanderbilt)
Assistant Coach Gabe Gross (Auburn)
Volunteer Assistant Coach Tim Hudson (Auburn)
Student Assistant Coach Dan Gamache (Auburn)
Director of Operations Greg Drye (Southern Miss)
Athletic Administrator Brant Ust (Notre Dame)
Special Assistant to the Head Coach Randall Dickey (Quachita Baptist)
Strength and Conditioning Chris Joyner (Minnesota State, Mankato)
Athletic Trainer Anthony Sandersen (South Dakota St.)
Player Development & Data Analyst Blake Logan (Auburn)

TEAM INFORMATION

Total Home Away Neut.
2019 Overall Record 38-28 22-10 14-13 2-5
2019 SEC Record 14-16 9-6 5-10 0-0
Conference Finish 5th, West; 8th, Overall
2019 Postseason College World Series
2019 Final Ranking No. 8 (CB, NCBWA)
Letterwinners Returning/Lost 19/10
Position Starters Returning/Lost 7/2
Pitchers Returning/Lost 10/4
Newcomers 16

ATHLETIC COMMUNICATIONS

Baseball SID George Nunnell
SID FAX Number (334) 844-9807
Nunnell's Cell Phone (502) 609-9982
Nunnell's Email gnunnell@auburn.edu
Assoc. AD/Communications Kirk Sampson
Sampson's Email kirk@auburn.edu
SID Mailing Address P.O. Box 351; Auburn, AL 36830-0351
SID Overnight Address Athletic Complex
392 S. Donahue Dr., Auburn, AL 36849

KEY POSITION PLAYERS RETURNING (8)

Table with 6 columns: Player, Cl., Pos., Ht., Wt., 2019 Statistics. Rows include Ryan Bliss, Connor Davis, Kason Howell, Brody Moore, Matt Scheffler, Judd Ward, Steven Williams, Rankin Waley.

\* - 2019 starter

KEY PITCHERS RETURNING (7)

Table with 5 columns: Player, Cl., Ht., Wt., 2019 Statistics. Rows include Tanner Burns, Richard Fitts, Brooks Fuller, Cody Greenhill, Bailey Horn, Jack Owen, Ryan Watson.







# 2020 AUBURN BASEBALL ROSTER

## BY POSITION

### PITCHERS

No.	Name	Pos.	Cl./Exp.	Ht.	Wt.	Hometown (Previous School)
38	Drew Baker	RHP	So./JC	6-2	185	Montgomery, Ala. (Chipola)
18	Mason Barnett	RHP	Fr./HS	6-1	205	Cartersville, Ga. (Cartersville)
21	Trace Bright	RHP	Fr./HS	6-4	185	Montgomery, Ala. (Trinity Presbyterian)
40	Blake Burkhalter	RHP	Fr./HS	6-0	185	Dothan, Ala. (Northview)
32	Tanner Burns	RHP	Jr./2L	6-0	215	Decatur, Ala. (Decatur)
31	Ramsey David	RHP	Fr./HS	6-3	180	Dacula, Ga. (Buford)
43	Richard Fitts	RHP	So./1L	6-3	200	Helena, Ala. (Helena)
14	Brooks Fuller	LHP	So./1L	6-2	215	Auburn, Ala. (Auburn)
23	Peyton Glavine	LHP	Jr./2L	5-11	180	Alpharette, Ga. (Blessed Trinity Catholic)
20	Cody Greenhill	RHP	Jr./2L	6-4	216	Russellville, Ala. (Russellville)
8	Bailey Horn	LHP	R-Jr./1L	6-2	212	West, Texas (McLennan)
26	Hayden Mullins	LHP	Fr./HS	6-0	185	Gallatin, Tenn. (Hendersonville)
44	Jack Owen	LHP	Jr./2L	6-2	174	Aliso Viejo, Calif. (JSerra)
46	Jackson Reynolds	RHP	So./JC	6-5	185	Opelika, Ala. (Shelton State)
29	Carson Skipper	LHP	So./1L	6-3	210	Trussville, Ala. (Hewitt-Trussville)
27	Seb Thomas	RHP	Fr./HS	6-5	250	Brookhaven, Ga. (Marist)
22	Garrett Wade	LHP	So./1L	6-2	205	Hartselle, Ala. (Hartselle)
37	Ryan Watson	RHP	Sr./3L	6-5	215	Auburn, Ala. (Auburn)

### CATCHERS

No.	Name	Pos.	Cl./Exp.	Ht.	Wt.	Hometown (Previous School)
11	Chase Hall	C	R-Sr./1L	6-2	215	Roanoke, Ala. (Southern Union)
28	Nate LaRue	C	Fr./HS	6-3	210	Mobile, Ala. (McGill-Toolen)
6	Matt Scheffler	C	Sr./1L	6-2	190	Kirkland, Wash. (Pierce)

### INFIELDERS

No.	Name	Pos.	Cl./Exp.	Ht.	Wt.	Hometown (Previous School)
9	Ryan Bliss	IF	So./1L	5-9	165	LaGrange, Ga. (Troup)
25	Johnny Ceccoli	IF	Fr./HS	6-2	210	Tyler, Texas (All Saints Episcopal)
24	Conor Davis	IF	Sr./3L	6-3	227	Roswell, Ga. (Blessed Trinity Catholic)
47	Garrett Farquhar	IF	Jr./JC	5-11	185	Hoover, Ala. (Shelton State)
13	Mason Greer	IF	Fr./HS	6-0	205	Colleyville, Texas (Colleyville Heritage)
10	Tyler Miller	IF	So./JC	6-2	193	Spanish Fort, Ala. (East Mississippi)
19	Brody Moore	IF	So./1L	6-0	185	Oneonta, Ala. (Oneonta)
34	John Samuel Shenker	IF	R-So./HS	6-3	250	Albany, Ga. (Colquitt County)
4	Rankin Woley	IF	Sr./1L	6-0	210	Atlanta, Ga. (Chattahoochee Valley)

### OUTFIELDERS

No.	Name	Pos.	Cl./Exp.	Ht.	Wt.	Hometown (Previous School)
3	Brayton Brown	OF	Fr./HS	5-9	180	Selma, Ala. (Morgan Academy)
5	Kason Howell	OF	So./1L	6-0	185	Argyle, Texas (Liberty Christian)
16	Austin Turner	OF	Fr./HS	5-11	170	Buford, Ga. (Buford)
1	Judd Ward	OF	Jr./2L	6-1	195	Russellville, Ala. (Russellville)
41	Steven Williams	OF	Jr./2L	6-3	216	Albany, Ga. (Deerfield-Windsor)

### COACHES & STAFF

No.	Name	Title	Experience
30	Butch Thompson	Head Coach	Fifth Year
35	Karl Nonemaker	Assistant Coach & Recruiting Coordinator	Third Year
39	Gabe Gross	Assistant Coach	Third Year
15	Tim Hudson	Volunteer Assistant Coach	First Year
	Dan Gamache	Student Assistant Coach	First Year
	Greg Drye	Director of Operations	Fifth Year
	Randall Dickey	Special Assistant to the Head Coach	Sixth Year
	Chris Joyner	Strength & Conditioning Coach	Second Year
	Anthony Sandersen	Athletic Trainer	Third Year
	Blake Logan	Player Development & Data Analyst	First Year

### PRONUNCIATION GUIDE

Johnny CECCOLI	Suh-CO-lee
Garrett FARQUHAR	FAR-kwar
KASON Howell	KAY-son
Matt SCHEFFLER	SHEFF-ler
John Samuel SHENKER	SHANK-er
Rankin WOLEY	WOE-lee

## NUMERICAL

No.	Name	Pos.
1	Judd Ward	OF
3	Brayton Brown	OF
4	Rankin Woley	IF
5	Kason Howell	OF
6	Matt Scheffler	C
8	Bailey Horn	LHP
9	Ryan Bliss	IF
10	Tyler Miller	IF
11	Chase Hall	C
13	Mason Greer	IF
14	Brooks Fuller	LHP
16	Austin Turner	OF
18	Mason Barnett	RHP
19	Brody Moore	IF
20	Cody Greenhill	RHP
21	Trace Bright	RHP
22	Garrett Wade	LHP
23	Peyton Glavine	LHP
24	Conor Davis	IF
25	Johnny Ceccoli	IF
26	Hayden Mullins	LHP
27	Seb Thomas	RHP
28	Nate LaRue	C
29	Carson Skipper	LHP
31	Ramsey David	RHP
32	Tanner Burns	RHP
34	John Samuel Shenker	IF
37	Ryan Watson	RHP
40	Blake Burkhalter	RHP
41	Steven Williams	OF
43	Richard Fitts	RHP
44	Jack Owen	LHP
46	Jackson Reynolds	RHP
47	Garrett Farquhar	IF

## BREAKDOWN BY CLASS

### Seniors (5)

Conor Davis, Chase Hall, Matt Scheffler, Ryan Watson, Rankin Woley

### Juniors (8)

Tanner Burns, Garrett Farquhar, Peyton Glavine, Cody Greenhill, Bailey Horn, Jack Owen, Judd Ward, Steven Williams

### Sophomores (11)

Drew Baker, Ryan Bliss, Richard Fitts, Brooks Fuller, Kason Howell, Tyler Miller, Brody Moore, Jackson Reynolds, John Samuel Shenker, Carson Skipper, Garrett Wade

### Freshmen (11)

Mason Barnett, Trace Bright, Brayton Brown, Blake Burkhalter, Johnny Ceccoli, Ramsey David, Mason Greer, Nate LaRue, Hayden Mullins, Seb Thomas, Austin Turner



## 2020 AUBURN BASEBALL SCHEDULE

DATE	DAY	OPPONENT	LOCATION	TIME
FEB. 14	FRIDAY	ILLINOIS-CHICAGO	AUBURN	5 PM
FEB. 15	SATURDAY	ILLINOIS-CHICAGO (DH)	AUBURN	1 PM
FEB. 16	SUNDAY	ILLINOIS-CHICAGO	AUBURN	11 AM
FEB. 18	TUESDAY	OAKLAND	AUBURN	5 PM
FEB. 21	FRIDAY	UCF	AUBURN	6 PM
FEB. 22	SATURDAY	UCF	AUBURN	2 PM
FEB. 23	SUNDAY	UCF	AUBURN	1 PM
FEB. 25	TUESDAY	ALABAMA A&M	AUBURN	5 PM
FEB. 26	WEDNESDAY	ALABAMA A&M	AUBURN	5 PM
FEB. 28	FRIDAY	WRIGHT STATE	AUBURN	6 PM
FEB. 29	SATURDAY	WRIGHT STATE	AUBURN	2 PM
MAR. 1	SUNDAY	WRIGHT STATE	AUBURN	1 PM
MAR. 3	TUESDAY	SAMFORD	AUBURN	6 PM
MAR. 6	FRIDAY	CHICAGO STATE	AUBURN	6 PM
MAR. 7	SATURDAY	CHICAGO STATE	AUBURN	2 PM
MAR. 8	SUNDAY	CHICAGO STATE	AUBURN	1 PM
MAR. 10	TUESDAY	GEORGIA TECH	AUBURN	6 PM
MAR. 11	WEDNESDAY	WOFFORD	AUBURN	6 PM
MAR. 13	FRIDAY	TEXAS A&M*	AUBURN	6 PM
MAR. 14	SATURDAY	TEXAS A&M*	AUBURN	2 PM
MAR. 15	SUNDAY	TEXAS A&M*	AUBURN	1 PM
MAR. 17	TUESDAY	ALABAMA STATE	AUBURN	6 PM
Mar. 20	Friday	at Missouri*	Columbia, Mo.	6:30 pm
Mar. 21	Saturday	at Missouri*	Columbia, Mo.	2 pm
Mar. 22	Sunday	at Missouri*	Columbia, Mo.	1 pm
Mar. 26	Thursday	at Alabama*	Tuscaloosa, Ala.	6 pm
Mar. 27	Friday	at Alabama*	Tuscaloosa, Ala.	7:30 pm
Mar. 28	Saturday	at Alabama*	Tuscaloosa, Ala.	1 pm
Mar. 31	Tuesday	at UAB^	Birmingham, Ala.	6 pm
APR. 3	FRIDAY	MISSISSIPPI STATE*	AUBURN	6 PM
APR. 4	SATURDAY	MISSISSIPPI STATE*	AUBURN	2 PM
APR. 5	SUNDAY	MISSISSIPPI STATE*	AUBURN	11 AM
Apr. 7	Tuesday	at Georgia Tech	Atlanta, Ga.	3 pm
Apr. 9	Thursday	at Georgia*	Athens, Ga.	6 pm
Apr. 10	Friday	at Georgia*	Athens, Ga.	6 pm
Apr. 11	Saturday	at Georgia*	Athens, Ga.	12 pm
Apr. 14	Tuesday	at Samford#	Hoover, Ala.	6:30 pm
APR. 16	THURSDAY	KENTUCKY*	AUBURN	6 PM
APR. 17	FRIDAY	KENTUCKY*	AUBURN	8 PM
APR. 18	SATURDAY	KENTUCKY*	AUBURN	2 PM
APR. 21	TUESDAY	FLORIDA A&M	AUBURN	4 PM
Apr. 24	Friday	at Arkansas*	Fayetteville, Ark.	6:30 pm
Apr. 25	Saturday	at Arkansas*	Fayetteville, Ark.	6:30 pm
Apr. 26	Sunday	at Arkansas*	Fayetteville, Ark.	1:30 pm
MAY 1	FRIDAY	FLORIDA*	AUBURN	6 PM
MAY 2	SATURDAY	FLORIDA*	AUBURN	2 PM
MAY 3	SUNDAY	FLORIDA*	AUBURN	1 PM
MAY 5	TUESDAY	UAB	AUBURN	6 PM
May 8	Friday	at Ole Miss*	Oxford, Miss.	6:30 pm
May 9	Saturday	at Ole Miss*	Oxford, Miss.	7 pm
May 10	Sunday	at Ole Miss*	Oxford, Miss.	1:30 pm
MAY 14	THURSDAY	LSU*	AUBURN	6 PM
MAY 15	FRIDAY	LSU*	AUBURN	6 PM
MAY 16	SATURDAY	LSU*	AUBURN	3:30 PM

## POSTSEASON

May 19-24  
 May 29-June 1  
 June 5-8  
 June 13-24

SEC Tournament  
 NCAA Regionals  
 NCAA Super Regionals  
 College World Series

Hoover, Ala.  
 TBA  
 TBA  
 Omaha, Neb.

TBA  
 TBA  
 TBA  
 TBA

## LEGEND

\* SEC game

^ Game played at Regions Field (Birmingham, Ala.) | # Game played at Hoover Met (Hoover, Ala.)


All times central and subject to change | Home games in **BOLD**



# TV/RADIO SPOTTING CHART



**#1 Judd Ward**  
Jr. • OF • L-R  
6-1 • 195  
Russellville, Ala.



**#3 Brayton Brown**  
Fr. • OF • R-R  
5-9 • 180  
Selma, Ala.



**#4 Rankin Woley**  
Sr. • IF • R-R  
6-0 • 210  
Atlanta, Ga.



**#5 Kason Howell**  
So. • OF • R-R  
6-0 • 185  
Argyle, Texas



**#6 Matt Scheffler**  
Sr. • C • R-R  
6-2 • 190  
Kirkland, Wash.



**#8 Bailey Horn**  
R-Jr. • LHP • L-L  
6-2 • 212  
Waco, Texas



**#9 Ryan Bliss**  
So. • IF • R-R  
5-9 • 165  
LaGrange, Ga.



**#10 Edouard Julien**  
So. • IF • L-R  
6-21 • 193  
Spanish Fort, Ala.



**#11 Chase Hall**  
R-Sr. • C • R-R  
6-2 • 215  
Roanoke, Ala.



**#13 Mason Greer**  
Fr. • IF • L-R  
6-0 • 205  
Colleyville, Texas



**#14 Brooks Fuller**  
So. • LHP • L-L  
6-2 • 215  
Auburn, Ala.



**#16 Austin Turner**  
Fr. • OF • L-L  
5-11 • 170  
Buford, Ga.



**#18 Mason Barnett**  
Fr. • RHP • R-R  
6-1 • 205  
Cartersville, Ga.



**#19 Brody Moore**  
So. • IF • R-R  
6-0 • 185  
Oneonta, Ala.



**#20 Cody Greenhill**  
Jr. • RHP • R-R  
6-4 • 216  
Russellville, Ala.



**#22 Trace Bright**  
Fr. • RHP • R-R  
6-4 • 185  
Montgomery, Ala.



**#22 Garrett Wade**  
So. • LHP • L-L  
6-2 • 205  
Hartselle, Ala.



**#23 Peyton Glavine**  
Jr. • LHP • R-L  
5-11 • 176  
Alpharetta, Ga.



**#24 Conor Davis**  
Sr. • IF • R-R  
6-3 • 227  
Roswell, Ga.



**#25 Johnny Ceccoli**  
Fr. • IF • L-R  
6-2 • 210  
Tyler, Texas





# TV/RADIO SPOTTING CHART



**#26 Hayden Mullins**  
Fr. • LHP • L-L  
6-0 • 185  
Gallatin, Tenn.



**#27 Seb Thomas**  
Fr. • RHP • R-R  
6-5 • 250  
Brookhaven, Ga.



**#28 Nate LaRue**  
Fr. • C • R-R  
6-3 • 210  
Mobile, Ala.




**#29 Carson Skipper**  
So. • LHP • L-L  
6-3 • 210  
Trussville, Ala.



**#31 Ramsey David**  
Fr. • RHP • R-R  
6-3 • 180  
Dacula, Ga.



**#32 Tanner Burns**  
Jr. • RHP • R-R  
6-0 • 215  
Decatur, Ala.



**#34 John Samuel Shenker**  
R-So. • IF • R-R  
6-3 • 250  
Albany, Ga.




**#37 Ryan Watson**  
Sr. • RHP • R-R  
6-5 • 215  
Auburn, Ala.



**#38 Drew Baker**  
So. • RHP • R-R  
6-2 • 185  
Montgomery, Ala.



**#40 Blake Burkhalter**  
Fr. • RHP • R-R  
6-0 • 185  
Dothan, Ala.



**#41 Steven Williams**  
Jr. • OF • L-R  
6-3 • 216  
Albany, Ga.



**#43 Richard Fitts**  
So. • RHP • R-R  
6-3 • 200  
Helena, Ala.



**#44 Jack Owen**  
Jr. • LHP • L-L  
6-2 • 174  
Aliso Viejo, Calif.



**#46 Jackson Reynolds**  
So. • RHP • R-R  
6-5 • 185  
Opelika, Ala.



**#47 Garrett Farquhar**  
Jr. • IF • R-R  
5-11 • 185  
Hoover, Ala.



**#30 Butch Thompson**  
Head Coach  
Fifth Year at Auburn  
Sixth Year Overall



**#35 Karl Nonemaker**  
Assistant Coach  
Third Year at Auburn



**#39 Gabe Gross**  
Assistant Coach  
Third Year at Auburn



**#15 Tim Hudson**  
Volunteer Assistant Coach  
First Year at Auburn





## PLAINSMAN PARK - HOME OF THE TIGERS

Auburn's baseball home for the past 70 seasons, Samford Stadium-Hitchcock Field at Plainsman Park seats 4,096, including 3,227 chairback seats. The design combines the look of old-time ballparks with academic buildings on the Auburn campus to create a facade of brick and painted steel.

A 1998 facelift transformed Auburn's baseball field into a renaissance of Camden Yard proportions. The park offers the brick backstop of Wrigley Field, the dark green chairback seats of Camden Yards and the Green Monster of Fenway Park, each timeless elements borrowed and melded together to create a timeless atmosphere for college baseball.

In 2016, Samford Stadium-Hitchcock Field at Plainsman Park was named one of the top venues in the country for college baseball by D1Baseball.com. Baseball America voted the facility the best in college baseball prior to the 2003 season.

The intimacy of the park extends to the position of the spectators. The front row box seats are located close to the infield action, just four feet off the ground and only 40 feet from the first and third base bags. The backstop is just 60 feet from home plate.

Down the left field line perched above the box seats, a terraced area allows for another 750 fans to enjoy Auburn baseball.

Besides the playing field and grand stands, the structure also houses the Tigers' clubhouse, which features a locker room, training and equipment areas, an indoor hitting tunnel, a team lounge area, coaches' offices and umpire dressing room.

The commitment to excellence of Auburn's baseball program is evident by the continuing efforts to keep Plainsman Park on the forefront of college baseball. Those efforts have included three additions and numerous upgrades to the facility since its initial renovations in 1996.

The most imminent plans for the ballpark include the construction of a player development facility that will include pitching mounds and batting cages beyond the right-field fence. Ground was broken in the fall of 2019, and the construction is scheduled to be completed prior to the 2021 season.

The most recent upgrades were completed prior to the 2018 season when artificial turf was laid in foul territory and around the outfield warning track to allow for a designated practice area in all types of weather as well as easier means of upkeep for the grounds crew. Additionally, the program continued with the goal of improving fan experience when one of the largest video boards in the country measuring 24'0" x 62'4" and a new state-of-the-art sound system were installed along with a MUSCO LED lighting system before the 2017 season. Three thousand eight hundred chair back seats throughout the ballpark were also replaced.

Auburn baseball also partnered with TrackMan to implement a data analytic system that brings the Tigers to the forefront nationally in next-level player development. TrackMan incorporates video and uses 3D Doppler radar to measure extension, spin rate, speed, exit velocity and more. TrackMan allows the coaching staff to dive deeper and help Auburn players take the next step to develop and strengthen their identities on the field.

Key renovations and additions came in both 2013 and 2014. First, former Auburn All-American Tim Hudson and his wife Kim donated \$1 million for upgrades to the Auburn clubhouse, locker room, equipment room and athletic training room inside Plainsman Park that were completed in late 2013. Additionally as part of the renovation, new coach's offices, meeting rooms and an alumni room were added.

In 2014 both the home and away dugouts were extended 10 feet and new benches were added complete with permanent camera wells. The dugouts also received new floor matting and LINE-X coating prior to the 2019 season.

Beginning in 2010, the outfield wall was padded and represents a Wall of Fame for Auburn baseball, recognizing former greats of the program. The first class of inductees included Bo Jackson, Gregg Olson, Frank Thomas and Tim Hudson on February 27, 2010.

The Plainsman Park Strength and Rehabilitation Center was completed in January of 2004. It houses an x-ray lab, rehabilitation center, physical therapy area, offices for Auburn Sports Medicine Clinic and Andrews Sports Medicine and Orthopedic Center — a research institute

directed by Dr. James Andrews, which serves nationally acclaimed professional athletes as well as Auburn's student-athletes.

Rehabilitation services are also available to the public. Physical therapist Dave Walsh also operates on the second floor and is dedicated to addressing the needs of Auburn's student-athletes.

In the summer of 2001, construction began on a \$2.3 million renovation to Plainsman Park that included the addition of 630 chairback box seats down the right and left field foul lines. The bullpens, which once existed where the seats down the foul line are now, were relocated during the renovation. Auburn's bullpen is located behind the Green Monster in left field, while the visiting bullpen rests beyond the right-center field fence, next to the K Corner.

Although the grandstand was constructed prior to the 1996 season, one part of the project was already in place for the 1995 season. Auburn installed a dark green asymmetrically designed outfield wall, which provided a distinct change in the playing dynamics of Plainsman Park.

The most unique feature of that fence is still in place with the 30-foot "Green Monster" in left field, which provides an aesthetically pleasing view to spectators in the grandstand. Rather than the left field foul pole being 345 feet from home plate, as in the past, the wall is just 315 feet from the batter.

Beginning at the left field power alley and continuing around to the right field foul pole, the top of the wall drops down from 30 to eight feet.

Auburn baseball moved its home to the present location in time for the 1950 season. Prior to that, all home games were played on what is now a campus green behind the east side of Jordan-Hare Stadium.

Plainsman Park was host to the 1978 NCAA South Regional and NCAA Regionals in 1999, 2003 and 2010. It has also witnessed the budding baseball careers of Bo Jackson, Tim Hudson, Gregg Olson, Scott Sullivan, Frank Thomas, Gabe Gross and Josh Donaldson. In 1994, John Powell struck out LSU's Warren Morris at Plainsman Park to set the NCAA career strikeout record. Powell also set the SEC all-time strikeout mark at Plainsman Park, against Arkansas in 1993.

Plainsman Park also has had the privilege of hosting President George W. Bush. Approximately 14,000 people gathered on October 24, 2002, to listen to Bush speak. Bush's visit marked the first time since Franklin D. Roosevelt in 1939 that a United States President visited Auburn while in office.

The field is named in honor of Billy and Jimmy Hitchcock, brothers who became two of Auburn's most noteworthy athletic performers during the 1930s. In 1997, Plainsman Park was renamed Hitchcock Field at Plainsman Park.

The university renamed the facility Samford Stadium-Hitchcock Field at Plainsman Park in May of 2003, naming the stadium after longtime Auburn Board of Trustee Member W. James "Jimmy" Samford, Jr.

Jimmy Samford, who passed away in December of 2003, worked tirelessly in spearheading the efforts for the renovations of Plainsman Park in the late 1990s. It was his work that has made Samford Stadium-Hitchcock Field at Plainsman Park one of the top collegiate baseball facilities in the country. Samford graduated from Auburn in political science in 1972 and was appointed to the board in 1987.

The late Jimmy Hitchcock was Auburn's first All-American in both baseball and football and was known as the "Phantom of Union Springs" for his overall athletic ability. Following a career in Major League Baseball, Jimmy Hitchcock coached the Auburn baseball team in the 1940s before being elected to the Public Service Commission of Auburn on three different occasions.

Billy Hitchcock led Auburn to its first SEC baseball title in 1937 and to its first football bowl game later that fall. Following a nine-year Major League playing career with five teams, "Mr. Billy" earned the title of "The Dignified War Eagle" as manager of the Detroit Tigers, Baltimore Orioles and Atlanta Braves and as commissioner of the Southern League. Hitchcock passed away at the age of 89 in April 2006.





# PLAINSMAN PARK FACTS & RECORDS



## PLAINSMAN PARK FACTS

### GENERAL INFORMATION

First Year 1950  
 Years Entering 71st  
 Surface Natural Grass/Artificial Turf  
 All-Time Record 1,231-551 (.691)  
 Most Wins, Season 30 (1997 & 2010)  
 Capacity 4,096

### SEATING BREAKDOWN

Chairback Seats 3,227  
 Terrace Seats 750  
 Wheelchair Spaces 60  
 Press Box Seats 59

### DIMENSIONS

Left Field 315 ft.  
 Left-Center 335/385 ft.  
 Center Field 385 ft.  
 Right-Center 360 ft.  
 Right Field 331 ft.

### FENCE HEIGHT

Left Field 30 feet  
 LC to RF Foul Pole 8 feet

### FIRST NIGHT GAME

March 27, 1977 vs. LSU, 2-0, 10-2

### EVENTS HOSTED

1978 NCAA South Regional  
 1999 NCAA Regional  
 2002 President George W. Bush Visit  
 2003 NCAA Regional  
 2010 NCAA Regional

### RENOVATIONS/ADDITIONS

1995 New outfield wall  
 1996 Renovation of Plainsman Park  
 1998 Existing Scoreboard  
 2002 Addition of 620 chair-back seats down right and left field lines  
 2003 Drainage system and new playing surface  
 2004 Strength and Rehabilitation Center  
 2008 Renovation of team meeting room  
 2009 Original video board installed  
 2010 Wall of Fame added  
 2013 Clubhouse renovated  
 Alumni Room  
 New coaches' offices in Strength/Rehab Center  
 Open fence for home bullpen  
 Flagpoles on plaza honoring CWS teams  
 Expanded dugouts  
 2014 New video board, sound system, LED lights and chairback seating  
 2017 Complete resurfacing, including artificial turf installation  
 2018 New floor matting and LINE-X coating in dugouts  
 2019 Ground breaking on player development facility

### ATTENDANCE RECORDS

#### SINGLE GAME

Att.	Date	Opponent	Result
4,715	4/6/2002	LSU	W, 11-3
4,673	4/5/2003	Alabama	L, 2-3
4,503	4/4/2003	Alabama	W, 10-2
4,491	4/5/2002	LSU	L, 4-9
4,471	4/12/1997	Alabama	W, 13-8
4,428	4/6/2003	Alabama	W, 7-6
4,415	5/29/1999	NC State	W, 9-7
4,409	3/11/2003	Georgia Tech	L, 2-4
4,360	2/22/2014	California	L, 0-5
4,220	3/29/2008	Tennessee	L, 4-8

#### THREE GAME SERIES

Att.	Opponent	Dates
13,606	Alabama	April 4-6, 2003
13,320	LSU	April 5-7, 2002
11,914	South Carolina	Mar. 31-Apr. 2, 2017
11,723	Alabama	May 6-7, 2017
11,514	Auburn Tournament	Feb. 18-20, 2011

#### SINGLE SEASON

Att.	Year	Dates	Avg.
111,627	2004	33	3,382
109,778	1999	38	2,888
107,500	2014	34	3,161
106,225	2019	32	3,319
105,720	2005	35	3,020

### PLAINSMAN PARK YEAR-BY-YEAR RECORDS

1950.....	4-7	1985.....	19-6
1951.....	7-4	1986.....	23-7
1952.....	5-5	1987.....	26-7
1953.....	1-5	1988.....	27-8
1954.....	9-2	1989.....	29-7
1955.....	6-5	1990.....	27-11
1956.....	5-6	1991.....	25-11
1957.....	9-4	1992.....	22-12
1958.....	9-6	1993.....	27-7
1959.....	2-1	1994.....	25-8
1960.....	7-3	1995.....	28-5
1961.....	6-3	1996.....	22-11
1962.....	9-1	1997.....	30-6
1963.....	6-0	1998.....	26-8
1964.....	4-1	1999.....	27-5
1965.....	7-0	2000.....	27-8
1966.....	10-3	2001.....	25-4
1967.....	13-4	2002.....	26-7
1968.....	14-3	2003.....	25-12
1969.....	15-7	2004.....	21-12
1970.....	10-6	2005.....	21-14
1971.....	11-6	2006.....	17-17
1972.....	11-12	2007.....	22-13
1973.....	12-7	2008.....	20-15
1974.....	20-4	2009.....	22-13
1975.....	16-11	2010.....	30-9
1976.....	20-8	2011.....	19-14
1977.....	18-7	2012.....	22-13
1978.....	19-8	2013.....	22-12
1979.....	19-4	2014.....	19-16
1980.....	20-8	2015.....	25-11
1981.....	17-12	2016.....	19-16
1982.....	22-8	2017.....	23-13
1983.....	10-16	2018.....	29-6
1984.....	19-10	2019.....	22-10







## HEAD COACH BUTCH THOMPSON



# BUTCH THOMPSON

# 30

Butch Thompson was named Auburn's head baseball coach on October 22, 2015 and enters his fifth season with the Tigers in 2020.

Thompson, who spent three seasons as an assistant coach and recruiting coordinator at Auburn from 2006-08, returned to The Plains after seven seasons at Mississippi State as both associate head coach and pitching coach.

A native of Amory, Miss., Thompson has coached 27 Division I All-Americans and 39 all-conference performers. He has seen 14 of his former pitchers make their Major League Baseball debuts, including eight since 2014. Thompson has also turned 31 pitchers who went undrafted out of high school into MLB draft picks.

Thompson had three pitchers drafted in the first 11 rounds in 2014 and five pitchers drafted, including three in the top 10 rounds, in 2013. He added a first-round selection in the 2016 draft, a third-round pick in Keegan Thompson in 2017 and the first No. 1 overall pick in program history in Casey Mize in 2018.

Along with his pitching pedigree, Thompson is also considered one of the top recruiters in the country. Since 2003, he has secured 13 recruiting classes that were ranked in the top 10 by either Baseball America or Perfect Game, including the No. 5 signing class in 2017 and a program record No. 4 class in 2018. His classes signed from 2006-08 at Auburn each ranked in the top 18 nationally, including the No. 5 class in 2008, which included All-American and SEC Player of the Year Hunter Morris.

In 27 years of coaching at the collegiate level, including 18 in the Southeastern Conference, Thompson has coached eight College World Series participants, including leading the Tigers to the program's first trip to the College World Series in 22 years in 2019. Thompson has also coached one national champion and a national runner-up, won nine conference championships and made 17 postseason appearances. He has also served as an assistant under three National Coach of the Year recipients.

Thompson was named the 2006 Fellowship of Christian Athletes SEC Coach of the Year while at Auburn and the 2014 Baseball America and American Baseball Coaches Association (ABCA) National Assistant Coach of the Year while at Mississippi State.

Thompson has returned the Tigers to prominence in four seasons on The Plains as he has guided the team to a 141-110 overall record and three straight NCAA Tournament appearances for the first time since 2001-03, including back-to-back super regionals for the first time in program history. After advancing to the College World Series a season ago and a winner-take-all game three in the Gainesville Super Regional in 2018, the Tigers have finished each of the last two seasons ranked as high as No. 8 and No. 9, respectively. It marks the third time in program history the team has finished back-to-back seasons in the top 10.

Entering the postseason as the No. 2 seed in the Atlanta Regional, Auburn became the only program to swept a regional on the road in each of the last two seasons before also becoming the first team to defeat North Carolina in a Chapel Hill Super Regional, punching its ticket to Omaha for the first time since 1997.

## PERSONAL

Hometown Aberdeen, Mississippi  
 Wife Robin  
 Children daughters: Anna, Olivia and Madelyn Gail

## EDUCATION

College Birmingham-Southern College (1992)  
 UAB (Master's, 1996)

## PLAYING EXPERIENCE

1989-90 Itawamba CC  
 1991-92 Birmingham-Southern College

## COACHING EXPERIENCE

1993 Huntingdon College  
 Assistant Coach  
 1994-96 Birmingham-Southern College  
 Assistant Coach  
 1997 Jefferson State (Ala.) CC  
 Head Coach  
 1998-2001 Birmingham-Southern College  
 Assistant Coach  
 2002-05 Georgia  
 Assistant Coach  
 2006-08 Auburn  
 Assistant Coach  
 2009-15 Mississippi State  
 Assistant Coach (2009-12)  
 Associate Head Coach (2012-15)  
 2015-pres Auburn  
 Head Coach

## HIGHLIGHTS

- Eight CWS appearances/17 postseason appearances
- Has led Auburn to three straight NCAA Tournaments for the first time since 2001-03
- Guided the Tigers to the team's first College World Series since 1997 in 2019
- Became the fourth coach in program history to win 100+ games in his first three seasons in 2018
- 2014 Baseball America/ABCA National Asst. Coach of the Year
- 2013 National Runner-up (Mississippi State)
- 2006 FCA Coach of the Year
- 2001 National Champion (Birmingham-Southern)
- Coached 14 pitchers who went on to pitch in MLB
- Recruited/Coached 31 pitchers who were drafted out of college after going undrafted out of high school



## HEAD COACH BUTCH THOMPSON

In seven seasons at MSU, Thompson made four NCAA regional trips, two Super Regionals, won the SEC Tournament and advanced to the College World Series finishing as NCAA runner-up in 2013. In three of his last four seasons in Starkville, the Bulldogs' staff ERA finished no higher than 3.06. Thompson's 2013 pitching staff was one of two nationally to finish in the top 15 in ERA, strikeouts per nine innings and hits allowed per nine innings.

In addition to his experience at Auburn and Mississippi State, Thompson also spent four seasons at Georgia from 2002-05, including a trip to the College World Series in 2004. While there, he guided the development of future Major Leaguers Josh Fields, Mitchell Boggs and Brooks Brown.

Thompson launched his coaching career as pitching coach and top assistant at Huntingdon College (Ala.) in 1993, before returning to his alma mater in Birmingham, where he helped lead the Panthers to back-to-back Southern States Conference Championships and in 1995 coached BSC to its first NAIA World Series berth.

Thompson left BSC briefly to serve as head coach at Jefferson State Community College in Birmingham in 1997. While at JSCC, he was honored as the Regional Tournament Coach of the Year, the ABCA Alabama Junior College Coach of the Year and the Southeast Region Coach of the Year after guiding JSCC to a 39-21 mark, the NJCAA Region 22 State Championship and a third-place finish in the NJCAA Division II World Series.

He returned to Birmingham-Southern as top assistant the following season, beginning a four-year run during the most successful span in BSC baseball history. The Panthers won 196 games and four TranSouth Conference Championships and made three-consecutive appearances in the NAIA World Series. BSC's 2001 team posted a school-best 55-11 mark and captured the NAIA National Championship.

In 2002, Thompson joined the SEC baseball coaching fraternity as a pitching coach and recruiting coordinator at Georgia and has been a part of the league for the past 17 seasons.

Thompson currently serves as the large-school representative for the Alabama Baseball Coaches Association and is an All-American committee member representing the South region for the ABCA.

Thompson prepped at Amory (Miss.) High School and later starred as a pitcher at Itawamba (Miss.) Community College from 1989-90. On Oct. 25, 2014, Thompson was inducted into the ICC Athletic Hall of Fame.

He earned a Bachelor's Degree in History at BSC in 1992 and completed a Master's Degree in Sports Administration at UAB in 1996. He is married to the former Robin Ashe of Birmingham, Ala., and they are the parents of three daughters – Anna, Olivia and Madelyn Gail.

**"Butch is the epitome of an Auburn man. He cares deeply about the young men in his program and the Auburn community at large. The recent successes of Auburn baseball over the past few years indicate that Coach Thompson is one of the best skippers in the country, and we're fortunate to have him. I'm excited to lock arms with Butch as he continues to build a program that galvanizes the Auburn fan base and captures national acclaim."**

**- Auburn Athletics Director Allen Greene**

## Coaching Record

Year	School	Title	Record
2019	Auburn <sup>^</sup>	Head Coach	38-28
2018	Auburn	Head Coach	43-23
2017	Auburn	Head Coach	37-26
2016	Auburn	Head Coach	23-33
2015	Miss. State	Assoc. HC	24-30
2014	Miss. State	Assoc. HC	39-24
2013	Miss. State <sup>^</sup>	Assoc. HC	51-20
2012	Miss. State	Assoc. HC	41-24
2011	Miss. State	Asst. Coach	38-25
2010	Miss. State	Asst. Coach	23-33
2009	Miss. State	Asst. Coach	25-29
2008	Auburn	Asst. Coach	28-28
2007	Auburn	Asst. Coach	31-25
2006	Auburn	Asst. Coach	22-34
2005	Georgia	Asst. Coach	30-25
2004	Georgia <sup>^</sup>	Asst. Coach	45-23
2003	Georgia	Asst. Coach	29-26
2002	Georgia	Asst. Coach	33-29
2001	BSC <sup>^*</sup>	Asst. Coach	55-11
2000	BSC <sup>^</sup>	Asst. Coach	46-20
1999	BSC <sup>^</sup>	Asst. Coach	49-18
1998	BSC	Asst. Coach	46-13-1
1997	Jeff. St. CC <sup>^</sup>	Head Coach	39-21
1996	BSC	Asst. Coach	49-12
1995	BSC <sup>^</sup>	Asst. Coach	46-16
1994	BSC	Asst. Coach	45-17
1993	Huntingdon	Asst. Coach	27-27

\* National Champions

<sup>^</sup> World Series Appearance







ASSISTANT COACH



# KARL NONEMAKER



**PERSONAL**

Hometown Roxbury, N.J.  
 Wife Katie  
 Children daughters: Ellie and Ainsley

**EDUCATION**

College Vanderbilt (2002)

**PLAYING EXPERIENCE**

1999-02 Vanderbilt  
 2002-03 Philadelphia Phillies Organization

**COACHING EXPERIENCE**

2005-07 Auburn  
 Assistant Coach  
 2010-11 Monmouth  
 Assistant Coach and Recruiting Coordinator  
 2012-17 Old Dominion  
 Assistant Coach and Recruiting Coordinator  
 2018-pres Auburn  
 Assistant Coach and Recruiting Coordinator

**HIGHLIGHTS**

- Has had four Auburn infielders drafted in the last two seasons
- Helped lead ODU to four 30-win seasons and a NCAA Regional appearance in 2014 - its first in 14 seasons
- Mentored the 2017 C-USA Newcomer of the Year in Jared Young and the 2017 C-USA Defensive Player of the Year in Zach Rutherford
- Won the 2011 Northeast Conference regular season title at Monmouth
- Coached NEC Player of the Year and All-American Ryan Terry, who was drafted by the Tampa Bay Rays
- Drafted by the Philadelphia Phillies in the 20th round in 2002
- Ranks second in Vanderbilt history in career hits (283) and tied for second in career batting average (.369)
- Freshman All-American (1999) and First Team All-SEC (2000)

Karl Nonemaker enters his third season on The Plains after being named an assistant coach and recruiting coordinator for the Tigers' baseball program in the fall of 2018.

Nonemaker spent the previous six seasons as an assistant and recruiting coordinator at Old Dominion University. He served in the same position at Monmouth from 2010-11 and was on Auburn's staff from 2005-07, helping the program to a NCAA Regional final.

Nonemaker has not only brought in top-10 recruiting classes in each of the last two seasons, but also works with the Auburn infielders and has led the group to two of the top fielding percentages in program history. He has helped a quartet of Auburn infielders - two in each of the last two seasons - get drafted, including Will Holland, who became the highest Auburn infielder drafted since 2010 with his fifth round selection.

Nonemaker also assists Gabe Gross with the Auburn offense, which turned in its best season in nearly a decade in 2018 and played an instrumental role in the Tigers historic postseason run that ended in Omaha in 2019. The Tigers appearance in the College World Series was the team's first since 1997 and fifth all-time.

Nonemaker's career includes playing professionally in the Phillies organization (2002-03) and coaching at three universities; Old Dominion (2012-17), Monmouth (2010-11) and Auburn. He also spent two years (2008-09) working for Louisville Slugger.

A four-year starter at Vanderbilt from 1999-02, Nonemaker was a freshman All-American in 1999 and first-team All-SEC outfielder in 2000. His .415 batting average as a freshman in 1999 is the 15th best single-season average in SEC history (min. 200 AB) and ninth-best mark in the conference in the last 20 years (min. 200 AB). Nonemaker ranks second in career batting average (.369) and hits (283) for the Commodores.

ODU was 162-124 during his six years, winning 30+ games four times and making an appearance in a NCAA Regional in 2014. During his time at ODU, he was responsible for coaching the hitters, base runners, and outfielders.

In 2017, Nonemaker helped the Monarchs to a 37-21 record, including a 19-11 mark in Conference USA, the best conference win total in the program's four years in C-USA. The program cracked the national polls for the first time in 10 years in 2017.

Nonemaker helped tutor three freshman All-Americans and C-USA Newcomer of the Year in infielder Jared Young in 2017. He also helped coach shortstop Zach Rutherford, the C-USA Defensive Player of the Year and 2016 Cape Cod League MVP.

Nonemaker saw 11 of his former players taken in the MLB Draft during his tenure at ODU. Among those drafted were LHP Ryan Yarbrough (4th Rd, 2014), RHP Nick Hartman (9th Rd, 2016) and Rutherford (6th Rd, 2017).

Prior to Old Dominion, Nonemaker served as an assistant coach and recruiting coordinator at Monmouth University for two years. Monmouth won the 2011 NEC regular season title, and Nonemaker tutored NEC Player of the Year and Louisville Slugger/TPX Third Team All-American Ryan Terry, who was drafted by the Tampa Bay Rays.

A native of Roxbury, N.J., Nonemaker was a four-time SEC Academic Honor Roll selection, graduating from Vanderbilt with a degree in Human and Organizational Development in 2002. He and his wife Katie have two daughters, Ellie and Ainsley.







ASSISTANT COACH



# GABE GROSS

# 39

### PERSONAL

Hometown Baltimore, Md.  
Wife Kelly  
Children daughter: Allie; son: Jake

### EDUCATION

College Auburn (2012)

### PLAYING EXPERIENCE

1999-01 Auburn  
2001-05 Toronto Blue Jays Organization  
2006-08 Milwaukee Brewers Organization  
2008-09 Tampa Bay Rays Organization  
2010 Oakland Athletics Organization

### COACHING EXPERIENCE

2012 Auburn Student Assistant Coach  
2013 Auburn Volunteer Assistant Coach  
2018-pres Auburn Assistant Coach

### HIGHLIGHTS

- Auburn's 2016 SEC Baseball Legend
- Guided Auburn to the most runs (854) and home runs (123) in back-to-back seasons since 2009-10
- Coached an Auburn offense that finished the 2018 season ranked in the top 20 in runs, home runs, scoring, hits, walks and doubles
- 2008 World Series appearance with Tampa Bay Rays
- First-round pick of the Toronto Blue Jays in 2001
- Freshman All-American (1999), First Team All-American (2000) and Academic All-American (2001)
- Led the SEC in hitting in 2000 (.430)

Former Auburn All-American Gabe Gross enters his third season as an assistant coach and hitting coach after re-joining the Tigers' coaching staff prior to the 2018 season.

A three-year starter in the Auburn outfield from 1999-01, Gross was a first-team All-American in 2000 after he led the Southeastern Conference in hitting with a blistering .430 average. A two-time All-SEC performer, Gross was a freshman All-American in 1999 and a second-team Academic All-American in 2001.

In two seasons with Gross as the hitting coach, the Tigers have turned in back-to-back years with the highest run totals since 2009-10, scoring 467 runs in 2018 and 387 runs in 2019. The Tigers have also hit 235 doubles and 123 home runs in the two seasons under Gross. It marks the first time Auburn has hit 50 or more home runs in back-to-back seasons since 2009-10.

Gross helped lead the Tigers to the program's first College World Series appearance since 1997 as the offense played a major role in the historic postseason run. The Tigers hit .304 and scored 58 runs on 89 hits in eight NCAA Tournament games, highlighted by a walk-off, three-run home run from Steven Williams in the Atlanta Regional and 13-run first inning in the decisive game three of the Chapel Hill Super Regional.

In his first season on The Plains as a full-time assistant in 2018, Gross oversaw the Tigers' offense and led the unit to its best season since shattering records in 2010. The team finished the season ranked in the top 10 in single-season history in home runs (73, 5th), walks (309, 5th), runs (467, 8th), RBI (423, 8th) and extra-base hits (201, 10th). Auburn also ranked in the top 20 in the NCAA in a number of offensive categories including runs (10th), home runs (16th), scoring (7.1 rpg, 17th), hits (626, 18th), walks (19th) and doubles (124, 19th).

The Tigers saw a major uptick in power numbers under Gross as the team increased its home run total by 43 from 2017 to 2018. The 73 home runs were the most since leading the country with 131 home runs in 2010 and were nearly twice as many as the team had hit in any season since then — the second most was 39 home runs in 2011.

Named Auburn's 2016 SEC Baseball Legend, Gross remains in the school's top 10 in 12 statistical categories, including batting average, hits, doubles, runs, home runs and RBI, among other career lists.

A first round pick of the Toronto Blue Jays in 2001, Gross enjoyed a seven-year big league career and was a member of the 2008 Tampa Bay Rays team that made a World Series appearance. He totaled 78 doubles, eight triples, 40 home runs and 186 RBI while playing for four different teams.

Following his career in professional baseball, Gross enrolled back in Auburn in August 2011 and served as a student assistant (2012) and volunteer assistant (2013) with the program.

In his previous stint with the Auburn coaching staff, Gross was a major contributor to an Auburn offense that hit .290, collectively, during the 2012-13 seasons. Auburn finished the 2012 season leading the SEC in batting average (.304), on-base percentage (.386), triples (19) and stolen bases (113).

Gross moved on from coaching and started broadcasting with ESPN and CSS during the 2014 season. He then joined the SEC Network as a baseball analyst when it launched and has served in the capacity from 2015-17.

Gross is married to the former Kelly Gesch, also an Auburn graduate. The couple has two children, Allie and Jake.





**VOLUNTEER ASSISTANT**



**TIM HUDSON**

**15**

**PERSONAL**

Hometown Columbus, Ga.  
 Wife Kim  
 Children daughters: Kennedie and Tess; son: Kade

**EDUCATION**

College Chattahoochee Valley (1994-95)  
 Auburn (1996-97)

**PLAYING EXPERIENCE**

1994-95 Chattahoochee Valley  
 1996-97 Auburn  
 1999-2004 Oakland Athletics  
 2005-13 Atlanta Braves  
 2014-15 San Francisco Giants

**COACHING EXPERIENCE**

2020 Auburn  
 Volunteer Assistant

**HIGHLIGHTS**

- Won the 1997 SEC Player of the Year and Rotary Smith Award
- Was a consensus First Team All-American and ABCA All-Region
- 17-year MLB veteran and four-time MLB All-Star
- Led the American League in wins with a 20-6 record in 2000
- Named the 2010 NL Comeback Player of the Year
- Member of the 2014 World Series Champion San Francisco Giants
- Retired in 2015 as the winningest active MLB pitcher
- Posted a 222-133 career record and 3.49 ERA
- One of 21 pitchers in MLB history with 200+ wins, 2,000+ strikeouts and a .600+ winning percentage
- Inducted into the Atlanta Braves Hall of Fame and Alabama Sports Hall of Fame as a member of the class of 2018

Former Auburn great and 17-year MLB veteran Tim Hudson enters his first season as the volunteer assistant and pitching coach for the Auburn baseball program in 2020.

In two years as a player in an Auburn uniform, Hudson turned in the best two-way season in program history and helped lead the team to the College World Series. During the 1997 season, the Columbus, Georgia, native posted a 15-2 record with a 2.97 ERA and 165 strikeouts while also hitting .396 with 18 home runs and 95 RBI. Hudson led the NCAA in wins while his strikeout total was the highest in the SEC. He went on to be named the 1997 Rotary Smith Award winner, First Team All-America and the SEC Player of the Year.

Following his Auburn career, Hudson was selected by the Oakland Athletics in the sixth round of the 1997 MLB Draft and went on to spend 17 years in the big leagues with Oakland (1999-2004), Atlanta (2005-13) and San Francisco (2014-15). He posted a 222-133 career record with a 3.49 ERA, was a four-time MLB All-Star and won a World Series. Hudson also finished fifth in the Rookie of the Year race in 1999, placed in the top six of Cy Young voting on four occasions and was named the 2010 Comeback Player of the Year with Atlanta.

Hudson, who was inducted into the Braves Hall of Fame in 2018, ranked ninth in wins, 17th in innings pitched and 30th in wins above replacement among qualified major league pitchers during his time with the club. His .611 win percentage is the third-best mark in Braves history, and he ranks fifth in the organization in wins (113), ERA (3.56), strikeouts (997) and innings pitched (1,573.0). At the time of his Braves Hall of Fame induction, the right-hander was one of only 21 pitchers in MLB history to win at least 200 games, post 2,000 strikeouts and have a .600-or-higher career winning percentage.

Along with his Braves Hall of Fame nod, Hudson also went on to be inducted into the Alabama Sports Hall of Fame as a member of the 50th anniversary class in 2018.

A native of Columbus, Ga., Hudson is married to the former Kim Bruner. The couple have two daughters, Kennedie and Tess, and one son, Kade. Residing in Auburn, Tim and Kim are very active with their philanthropy for children, the Hudson Foundation.



**“I’ve never been more excited for our current pitchers and future recruits to be able to learn from one of the best competitors of all time,” Thompson added. “I believe Tim’s experience makes Auburn the premier pitching development experience in amateur baseball.”**

**- Auburn Head Coach Butch Thompson**





# SUPPORT STAFF

## Support Staff



**Cody Baker**  
Creative Video  
Director



**Matt Ball**  
Assistant AD  
of Compliance



**Randall Dickey**  
Special Asst. to  
the Head Coach



**Greg Drye**  
Director of  
Operations




**Dan Gamache**  
Student  
Assistant



**Alex Gordon**  
Marketing  
Director



**Bob Grant**  
Event  
Manager




**Riley Hubbard**  
Assistant Data  
Analyst




**Dr. Kirsten Ingalls**  
Academic  
Counselor




**Chris Joyner**  
Strength &  
Conditioning



**Corbin Lawver**  
Ticketing  
Director




**Blake Logan**  
Player Dev. &  
Data Analyst




**Brian Maddox**  
Equipment  
Manager



**George Nunnelley**  
Communications  
Director



**Marie Pesacreta**  
Sports  
Dietician



**Adrian Pina**  
Director of  
Annual Giving

## Athletic Training Staff



**Scott Shepherd**  
Team  
Chaplain



**Morgan Smith**  
Graphic  
Design



**Sarah Stallkamp**  
Facility  
Manager



**Anna Thompson**  
Special  
Events



**Brant Ust**  
Sport  
Administrator



**Joe-Joe Petrone**  
Director of  
Sports Medicine



**Anthony Sandersen**  
Senior Assistant  
Athletic Trainer



**Anthony Parise**  
Athletic Trainer  
Intern

## Grounds Crew



**Jon Bailey**  
Baseball  
Groundskeeper



**Zach Willard**  
Turf  
Manager



**Dr. Michael Goodlett**  
Team  
Physician



**Dr. James Andrews**  
Orthopaedic  
Surgeon




**Dr. Siraj Abdullah**  
Associate Primary  
Care Team  
Physician



**Dr. Jos Edison**  
Associate Primary  
Care Team  
Physician



**Dr. Benton Emblom**  
Associate Team  
Orthopaedic  
Surgeon



**Dr. Adrian Ferrera**  
Director of Sport  
Psychology

## Medical Staff (cont.)




**Dr. Brett Sprouse**  
Doctor of  
Osteopathic  
Medicine




**David Walsh**  
Manager of Physical  
Therapy



**Houston Barker**  
Manager



**Bailey Decker**  
Manager



**Trenton Reynolds**  
Manager



**Austin Sharp**  
Manager

## Student Managers







## ADMINISTRATION



**Jay Gogue**  
*Interim President*

Jay Gogue returned to his alma mater on July 16, 2007, as Auburn University's 18th president and retired as president emeritus on July 1, 2017. He was appointed by the university's Board of Trustees to serve as interim president effective July 8, 2019. The Waycross, Ga., native earned bachelor's and master's degrees from Auburn and a doctorate in horticulture from Michigan State University.

During his tenure as president, the academic strength of Auburn's student population increased, a new research center was established in Huntsville, Ala., a common book program that generates a shared academic experience was instituted, and outreach partnerships with underserved schools in surrounding communities were established. His leadership during a period of sharp reductions in state support for the university budget protected Auburn's academic quality and prevented elimination of academic programs. Since his retirement, Dr. Gogue has remained engaged in the realm of academia, advising colleagues at numerous universities and teaching a course on higher education leadership to Auburn students.

Dr. Gogue was selected in 2013 for the Michigan State University Distinguished Alumni Award. In 2012, he was inducted into the Alabama Academy of Honor, a group of 100 Alabamians "chosen for accomplishment or service greatly benefitting or reflecting great credit on the State."

Before returning to Auburn, Dr. Gogue served as president of New Mexico State University beginning in 2000 and, in 2003, he was named president of the University of Houston and chancellor of the University of Houston System. He started his higher education administration career in 1986 at Clemson University as vice president for research and vice president/vice provost for agriculture and natural resources. Utah State University selected him as provost in 1995.

Dr. Gogue is a member of the Phi Kappa Phi and Golden Key honor societies, Sigma Chi Fraternity, Sigma Xi scientific research society and the National Society of Scabbard and Blade, the honorary military society for all branches of service. He met his wife, Susie, in the 8th grade, and they married during their undergraduate years at Auburn. Like Dr. Gogue, Mrs. Gogue also earned two Auburn degrees. They are the parents of three children and have one grandchild.



**Allen Greene**  
*Athletics Director*

Allen Greene, known as a dynamic and energetic leader, is in his second year at Auburn after being named the program's 15th director of athletics on January 18, 2018. Greene served in the same capacity at the University at Buffalo from November 2015 until his arrival at Auburn.

One of the youngest athletics directors in the NCAA power five ranks, Greene, 42, is highly regarded by his peers. A former baseball player at the University of Notre Dame, he is actively engaged in the National Association of Collegiate Directors of Athletics, Minority Opportunities Athletics Association, and LEAD1, an association dedicated to preparing today's students to be tomorrow's leaders.

Auburn has achieved great success competitively under Greene's leadership as 22 programs have finished ranked in the top 25 nationally, including eight programs in the top 10. The Auburn equestrian program has won a pair of nationally championships since his arrival and the men's and women's golf programs each advanced to the national semifinals once.

The 2018-19 academic year was historic as the men's basketball program made its first-ever trip to the Final Four, while the baseball program returned to the College World Series for the first time in 22 years. It marked just the fourth time in Division I history a program sent a team to the Final Four and CWS while winning a football bowl game in the same academic year.

Academically during Greene's time at Auburn, 177 athletes have earned their degrees and 331 have been named to the SEC Academic Honor Roll.

Greene's tenure as director of athletics at the University at Buffalo is noted for success on the field and in the classroom, as well as donor and corporate development efforts that led to an array of facility enhancements.

Prior to being named director of athletics at UB, Greene served as the senior associate athletic director for administration and deputy director of athletics at UB. Greene also has experience working in fundraising and compliance at Ole Miss and Notre Dame.

A graduate of Notre Dame with a degree in finance, Greene was a three-year starter for the Fighting Irish baseball team. Greene was selected in the ninth round of the 1998 MLB draft by the New York Yankees and played three years in its minor league system. Greene later earned his master's degree from Indiana University's South Bend campus.

Greene and his wife, Christy, have three children, daughters Rian and Seneca, and son Samuel.







# RYAN BLISS



**POSITION**  
Infielder

**CLASS**  
Sophomore

**BATS / THROWS**  
R/R

**HEIGHT - WEIGHT**  
5-9 - 165

**EXPERIENCE**  
1L

**HOMETOWN**  
LaGrange, Ga.

**HIGH SCHOOL**  
Troup County

## 2019 – FRESHMAN YEAR

Was the only Auburn player to start in all 66 games, also becoming the first Auburn freshman to do so since 2014 ... ranked second on the team with a .281 average ... also ranked second in runs (50), third in RBI (37) and stolen bases (11) and tied for third in hits (70) ... was one of three position players named to the SEC All-Freshman Team after leading the team with a .288 average in SEC games ... turned in 20 multi-hit efforts and 11 multi-RBI performances ... tied for the team lead with a 10-game hitting streak from Feb. 17 – Mar. 5 ... led the team with a .313 average since the start of April (final 38 games) ... hit a RBI triple and drove in a pair while also scoring a run in his Auburn debut vs. Georgia Southern (Feb. 15) ... collected his first multi-hit effort and drove in a pair in the series finale at UCF (Feb. 24) ... hit his first career home run in the series finale vs. Cincinnati (Mar. 2) ... went 2-for-4 with two runs and two RBI vs. UT Martin (Mar. 5) ... turned in a season-high three hits at UAB (Mar. 19) ... went 3-for-5 with two runs and two RBI at Mississippi State (Mar. 24) ... drove in three runs and collected two hits vs. Arkansas (Apr. 5) ... turned in seven multi-hit efforts in a span of 12 games from Apr. 20 – May 11 ... was named the SEC Freshman of the Week after going 6-for-12 and reaching base in eight of 14 plate appearances vs. Alabama (May 3-5) ... collected two hits in all three contests and drove in a season-high four runs in the series finale ... also led the team with five runs scored in the series ... went 6-for-12 and scored five more runs against Georgia the following weekend (May 10-11) ... matched a season-high with three hits and scored a team high four runs in the finale against the Bulldogs ... capped off the regular season by hitting .417 in the final three SEC series ... hit his second home run and scored the game-winner in the regular season finale at LSU (May 18) ... hit .361 (13-for-36) with nine runs, one double, one home run and five RBI in eight NCAA Tournament games ... went 3-for-5 with two runs and three RBI in his first career NCAA Tournament game vs. Coastal Carolina (May 31) ... homered against Georgia Tech the following day (Jun. 1) ... named to the Atlanta Regional All-Tournament Team after going 6-for-13 with three runs, a home run and five RBI in the regional ... went 5-for-14 and scored five runs in the Chapel Hill Super Regional ... capped off the season by going 2-for-5 with a run in the College World Series vs. Louisville (Jun. 19).


CAREER HIGHS	
At Bats:	5, 13 times
Runs:	4, vs. Georgia (5/11/19)
Hits:	3, four times
RBI:	4, vs. Alabama (5/5/19)
Doubles:	1, 11 times
Triples:	1, vs. Georgia Southern (2/15/19)
HR:	1, three times
Hit Streak:	10 (2019)
Reach Base:	10 (2019)

MULTI-HIT GAMES					
Year	2	3	4	5+	Total
2019	18	4	-	-	22
<b>Totals</b>	<b>18</b>	<b>4</b>	<b>--</b>	<b>--</b>	<b>22</b>

MULTI-RBI GAMES					
Year	2	3	4	5+	Total
2019	8	2	1	-	11
<b>Totals</b>	<b>8</b>	<b>2</b>	<b>1</b>	<b>--</b>	<b>11</b>



## HIGH SCHOOL

Played at Troup County High School for coach Craig Garner ... rated the second best shortstop and 15th best overall player in Georgia ... also ranked the 96th best player in the country by Perfect Game ... named a 2018 Rawlings-Perfect Game 2nd Team All-American ... has stolen 64-of-66 bases in his high school career ... named a 2017 First Team Preseason Underclass All-American by Perfect Game ... also named 2017 Second Team All-State and the Troup High School Team MVP ... three-time First Team All-Region honoree ... competed in the 2016 USA Baseball Tournament of Stars ... drafted in the 30 round by the Boston Red Sox.

## PERSONAL

Troup High School Senior Class President ... member of the National Honor Society ... also played one year of varsity basketball ... son of Isiah and Rhonda Bliss ... enrolled in the College of Education.

## ALL GAMES

Year	Avg	GP	GS	AB	R	H	2B	3B	HR	RBI	TB	SLG%	BB	HBP	SO	GDP	OB%	SF	SH	SB	ATT	PO	A	E	FLD%
2019	.281	66	66	249	50	70	11	1	3	37	92	.369	36	2	46	5	.367	7	2	11	13	111	179	7	.976

## SEC GAMES ONLY

Year	Avg	GP	GS	AB	R	H	2B	3B	HR	RBI	TB	SLG%	BB	HBP	SO	GDP	OB%	SF	SH	SB	ATT	PO	A	E	FLD%
2019	.288	30	30	111	24	32	4	0	1	17	39	.351	13	2	17	4	.364	3	1	6	7	55	93	4	.974







# TANNER BURNS



## 2019 – SOPHOMORE YEAR

Named a third team All-American by Perfect Game, becoming the 25th All-American in program history ... led the team with 15 starts while posting a 4-4 record and 2.82 ERA ... struck out 101 batters in 79.2 innings, joining Casey Mize (2017-18) as the only Auburn pitchers to strike out 100+ batters since 2000 ... was named a preseason All-American by D1 Baseball and Collegiate Baseball as well as a preseason All-SEC honoree ... named to the Golden Spikes Award and National Pitcher of the Year Award midseason watch lists ... marked the fourth straight season an Auburn player was named to the Golden Spikes Award midseason watch list ... allowed one run on three hits with one walk and seven strikeouts in his season debut vs. Georgia Southern (Feb. 16) ... pitched 5.2 innings and earned the win in the series opener at UCF (Feb. 22) ... turned in his first complete-game shutout and matched Auburn's single-game record with 15 strikeouts vs. Cincinnati (Mar. 1) — joining Casey Mize (2018), Chris Bootcheck (1999), Tim Hudson (1997), John Powell (1994) and Mark Chapman (1986) on the list ... was named the SEC and National Pitcher of the Week as well as the Golden Spikes Award Performer of the Week ... earned his third straight win by tossing 7.0 scoreless innings and striking out 10 vs. UTSA (Mar. 8) ... made his third straight scoreless start, pitching 6.2 innings and striking out nine in the SEC opener vs. Tennessee (Mar. 15) ... didn't allow a run in 23.0 innings from Mar. 1-22, marking the second longest scoreless streak in program history ... pitched 6.2 innings and threw a career-high 115 pitches en route to a road win at South Carolina (Mar. 29) ... turned in his third start of the season with 10+ strikeouts vs. Arkansas (Apr. 5) ... suffered his first loss of the season despite turning in another quality start at Texas A&M (Apr. 12) ... exited his start in the series opener at Vanderbilt (Apr. 25) and missed the following weekend vs. Alabama (May 3-5) ... started the regular season finale at LSU (May 18) and allowed one run with four strikeouts in 4.0 innings ... started the decisive game three of the Chapel Hill Super Regional (Jun. 10) and pitched 2.0 scoreless innings with three strikeouts ... made the first relief appearance of his career in the College World Series vs. Mississippi State (Jun. 16) ... named to the Spring SEC Academic Honor Roll.

## BURNS AT A GLANCE

### CAREER RECORD

at Plainsman Park.....	6-4
On Road/Neutral.....	5-4
vs. SEC.....	5-7
vs. SEC West.....	3-4
vs. SEC East.....	2-3

### CAREER HIGHS

Innings.....	9.0, vs. Cincinnati (3/1/19)
Hits.....	7, three times
Runs.....	5, three times
Earned Runs.....	4, two times
Walks.....	4, three times
Strikeouts.....	15, vs. Cincinnati (3/1/19)
Pitches.....	115, at South Carolina (3/29/19)

**POSITION**  
Right-Handed Pitcher

**CLASS**  
Junior

**BATS / THROWS**  
R/R

**HEIGHT - WEIGHT**  
6-0 - 215

**EXPERIENCE**  
2L

**HOMETOWN**  
Decatur, Ala.

**HIGH SCHOOL**  
Decatur



**2018 - FRESHMAN YEAR**

Named a Freshman All-American by Baseball America, Collegiate Baseball, D1 Baseball and Perfect Game/Rawlings ... one of four SEC All-Freshman Team honorees for the Tigers ... turned in a 7-4 record with a 3.01 ERA as a member of the weekend pitching rotation since week one ... ranked second on the team in strikeouts (77) and innings pitched (86.2) ... his 77 strikeouts were the most by an Auburn freshman since 2008 ... his 3.01 ERA ranked 12th among freshmen nationally ... made his Auburn debut and earned the win after throwing 5.0 scoreless innings and striking out six vs. Longwood (Feb. 18) ... pitched a season-high 7.0 innings and struck out a season-high eight batters in his second career start vs. Bryant (Feb. 24) ... tossed 6.0 innings and allowed two runs (one earned) on four hits with seven strikeouts at No. 5 Arkansas (Apr. 8) ... picked up his first SEC win in 7.0 shutout innings with seven strikeouts at Alabama (Apr. 21) ... it was the team's first shutout against the Tide in Tuscaloosa since 1980 ... struck out six batters in 4.0 innings in a win at No. 1 Florida (Apr. 27) ... notched his second conference win in 5.0 innings of work vs. No. 17 Vanderbilt (May 5) ... went 3-0 with a 2.16 ERA in his last four starts and pitched 6.0 innings or more in each outing ... held No. 4 Ole Miss to one earned run in 7.0 innings and picked up the win in the SEC Tournament (May 23) ... became the first Auburn freshman to start a NCAA Tournament opener since 1998 and earned the win in 6.0 innings of work vs. Northeastern (June 1) ... held No. 1 Florida to one run on five hits in the team's first super regional game win in program history (June 10) ... went on to compete for the USA Baseball Collegiate National Team over the summer.

**HIGH SCHOOL**

Five-year letterwinner for Luke Lamm at Decatur High School in Decatur, Ala. ... rated by Perfect Game as the No. 4 player in Alabama and the No. 33 player in the country ... four-time All-State performer ... named the 2015 and 2016 Decatur Daily Player of the Year ... named a 2016 and 2017 All-American by multiple national outlets including Under Armour, Max Preps, Perfect Game and Collegiate Baseball ... member of the 2016 USA Baseball (17U) National Team ... named the 2016 ABCA Player of the Year and Alabama 6A Hitter of the Year ... named the 2017 National High School Player of the Year by Collegiate Baseball ... also took home Alabama Mr. Baseball and Gatorade Player of the Year honors in 2017 ... rated the No. 38 overall prospect by Baseball American leading up to the MLB Draft ... was selected by the New York Yankees in the 37th round.

**PERSONAL**

Son of Mike and Lane Burns ... his dad, Mike, played in the Houston Astros organization ... has one sibling, Link ... Interdisciplinary Studies major.

**TANNER BURNS' CAREER APPEARANCES**

\*Starter

**2018 - FRESHMAN YEAR**

Date	Opp (Res.)	DEC	QS	IP	H	R	ER	BB	SO	HR	ERA	NP
2/18	*LONGWOOD (W, 3-0)	W	-	5.0	4	0	0	0	6	0	0.00	64
2/24	*BRYANT (W, 3-1)	-	X	7.0	2	1	1	2	8	0	0.75	96
3/3	*BYU (W, 9-5)	W	-	5.0	4	1	1	2	4	1	1.06	79
3/10	*NORTHEASTERN (L, 1-2)	L	-	4.1	5	2	2	4	5	0	1.69	84
3/18	*#6 TEXAS A&M (L, 1-5)	L	-	5.0	5	3	2	3	4	1	2.05	84
3/25	*at #8 Kentucky (L, 3-13)	L	-	2.0	4	4	3	3	2	1	2.86	50
4/1	*#24 MISSOURI (L, 0-5)	L	-	5.0	1	4	0	3	6	1	2.43	94
4/8	*at #5 Arkansas (L, 4-5)	-	X	6.0	6	2	1	2	7	0	2.29	94
4/15	*MISSISSIPPI STATE (W, 7-5)	-	-	4.2	5	3	3	1	4	1	2.66	71
4/21	*at Alabama (W, 5-0)	W	X	7.0	4	0	0	1	7	0	2.29	99
4/27	*at #1 Florida (W, 11-5)	-	-	4.0	3	3	3	2	6	2	2.62	85
5/5	*#17 VANDERBILT (W, 11-5)	W	-	5.0	5	4	4	2	5	1	3.00	79
5/12	*at #5 Ole Miss (L, 3-10)	-	-	1.2	3	3	3	3	1	0	3.36	40
5/17	*LSU (W, 11-4)	W	X	6.0	6	4	2	2	4	1	3.33	97
5/23	*vs. #4 Ole Miss (W, 9-3)	W	X	7.0	6	3	1	2	3	0	3.13	105
6/1	*vs. Northeastern (W, 13-4)	W	X	6.0	7	3	2	1	2	1	3.12	96
6/10	*vs #1 Florida (W, 3-2)	-	X	6.0	5	1	1	4	3	0	3.01	97

**2019 - FRESHMAN YEAR**

Date	Opp (Res.)	DEC	QS	IP	H	R	ER	BB	SO	HR	ERA	NP
2/16	*GEORGIA SOUTHERN (L, 5-7)	-	-	5.0	3	1	1	1	7	0	1.80	74
2/22	*at UCF (W, 4-1)	W	-	5.2	2	1	1	2	7	0	1.69	96
3/1	*CINCINNATI (W, 5-0)	W	X	9.0	2	0	0	0	15	0	0.92	104
3/8	*UTSA (W, 6-0)	W	X	7.0	4	0	0	1	10	0	0.68	99
3/15	*TENNESSEE (W, 2-0)	-	X	6.2	4	0	0	1	9	0	0.54	111
3/22	*at Mississippi State (W, 6-5)	-	-	5.0	5	5	4	3	4	0	1.41	100
3/29	*at South Carolina (W, 4-2)	W	X	6.2	4	2	1	2	7	1	1.40	115
4/5	*ARKANSAS (W, 6-3)	-	X	6.0	7	3	3	2	10	1	1.76	106
4/12	*at Texas A&M (L, 0-4)	L	X	6.0	5	3	3	1	7	0	2.05	95
4/19	*OLE MISS (L, 3-5)	L	-	5.0	7	3	3	3	7	1	2.32	99
4/25	*at Vanderbilt (L, 6-12)	L	-	2.1	4	5	3	4	4	1	2.66	56
5/11	*GEORGIA (W, 4-3)	-	-	5.2	6	3	3	0	4	2	2.83	97
5/18	*at LSU (W, 5-4)	-	-	4.0	4	1	1	0	4	0	2.80	57
6/1	*at Georgia Tech (W, 6-5)	-	-	3.0	5	1	0	2	0	0	2.81	58
6/10	*at North Carolina (W, 14-7)	-	-	2.0	0	0	0	1	3	0	2.73	26
6/16	vs. Mississippi State (L, 4-5)	L	-	0.2	3	3	1	2	1	0	2.82	21

**ALL GAMES**

Year	ERA	W	L	App	GS	CG	SHO	CBO	SV	IP	H	R	ER	BB	SO	2B	3B	HR	BF	B/Avg	WP	HBP	BK	SFA	SHA
2018	3.01	7	4	17	17	0	0	2	0	86.2	73	41	29	37	77	23	1	10	365	.225	1	0	1	1	2
2019	2.82	4	4	16	15	1	1	2	0	79.2	65	35	25	23	101	16	1	6	331	.218	11	5	0	4	1
<b>TOTAL</b>	<b>2.92</b>	<b>11</b>	<b>8</b>	<b>33</b>	<b>32</b>	<b>1</b>	<b>1</b>	<b>4</b>	<b>0</b>	<b>166.1</b>	<b>138</b>	<b>76</b>	<b>54</b>	<b>60</b>	<b>178</b>	<b>39</b>	<b>2</b>	<b>16</b>	<b>696</b>	<b>.222</b>	<b>12</b>	<b>5</b>	<b>1</b>	<b>5</b>	<b>3</b>

**SEC GAMES ONLY**

Year	ERA	W	L	App	GS	CG	SHO	CBO	SV	IP	H	R	ER	BB	SO	2B	3B	HR	BF	B/Avg	WP	HBP	BK	SFA	SHA
2018	4.08	3	3	10	10	0	0	1	0	46.1	40	30	21	22	46	14	1	8	199	.227	1	0	1	1	0
2019	3.99	1	3	9	9	0	0	1	0	47.1	46	25	21	16	56	11	1	6	183	.251	8	3	0	3	1
<b>TOTAL</b>	<b>4.04</b>	<b>4</b>	<b>6</b>	<b>19</b>	<b>19</b>	<b>0</b>	<b>0</b>	<b>2</b>	<b>0</b>	<b>93.2</b>	<b>86</b>	<b>55</b>	<b>42</b>	<b>38</b>	<b>102</b>	<b>25</b>	<b>2</b>	<b>14</b>	<b>382</b>	<b>.240</b>	<b>9</b>	<b>3</b>	<b>1</b>	<b>4</b>	<b>1</b>







# CONOR DAVIS

# 24

**POSITION**  
Designated Hitter/Infielder

**CLASS**  
Senior

**BATS / THROWS**  
R/R

**HEIGHT - WEIGHT**  
6-3 - 227

**EXPERIENCE**  
3L

**HOMETOWN**  
Roswell, Ga.

**HIGH SCHOOL**  
Blessed Trinity Catholic

**2019 – JUNIOR YEAR**

Played in 63 games and earned 62 starts, primarily as the designated hitter... led the team with a career-best .290 batting average, 73 hits and 113 total bases... also turned in career highs in runs (35), doubles (14), home runs (eight), RBI (36) and slugging percentage (.448)... tied for the team lead with 22 multi-hit games, including five three-hit contests... played and started in all 30 SEC games and hit .278 in league action... went 1-for-4 with a run and RBI in the season opener vs. Georgia Southern (Feb. 15)... collected hit first multi-hit game against Alabama A&M (Feb. 20)... went 2-for-4 with a double in the middle game at UCF (Feb. 23)... followed it up by going 2-for-5 with two runs, two RBI and his first home run of the season in the finale (Feb. 24)... matched his previous season high with his second home run of the season vs. UT Martin (Mar. 6)... turned in three straight multi-hit games from Mar. 9-15... turned in a season-high four RBI on a go-ahead grand slam at UAB (Mar. 19)... matched a career high with three hits in the series finale at Mississippi State (Mar. 24)... went a combined 7-for-13 with three doubles in three games against Georgia Tech (Apr. 2) and Arkansas (Apr. 5)... hit a three-run home run in the middle game at Texas A&M (Apr. 13)... turned in his first career multi-HR games vs. Ole Miss (Apr. 19), sparking a season-high, 10-game hitting streak... followed it up the next day by hitting a walk-off single in the bottom of the 10th inning (Apr. 20)... went 3-for-4 and matched a season high with four RBI at Jacksonville State (Apr. 23)... went 6-for-12 with three runs in the Alabama series (May 3-5), including a three-hit effort in the series finale... turned in his third straight multi-hit game by going 2-for-5 vs. UAB (May 7)... hit a walk-off single in the bottom of the 10th inning vs. Georgia (May 11), marking his second walk-off of the season and third of his career... collected a pair of hits in the regular season finale at LSU (May 18)... homered in the regional opener vs. Coastal Carolina (May 31)... led the team by going 6-for-12 with three runs, two doubles and a RBI in the Chapel Hill Super Regional (Jun. 8-10)... went 3-for-5 with two doubles, a home run and two RBI in the College World Series vs. Louisville (Jun. 19)... became the

first Auburn player to record two doubles and three XBH in a College World Series game... was also just the second player to ever record three XBH in a College World Series game at TD Ameritrade Park... named to the Spring SEC Academic Honor Roll.

**CAREER HIGHS**

At Bats: ..... 8, vs. Alabama (5/7/17)  
Runs: ..... 3, vs. Longwood (2/17/18)  
Hits: ..... 3, nine times  
RBI: ..... 5, vs. Vanderbilt (5/6/18)  
Doubles: ..... 2, three times  
Triples: ..... 1, at Mississippi State (3/22/19)  
HR: ..... 2, vs. Ole Miss (4/19/19)  
Hit Streak: ..... 11 (2017)  
Reach Base: ..... 19 (2018)

**MULTI-HIT GAMES**

Year	2	3	4	5+	Total
2017	11	2	-	-	13
2018	11	2	-	-	13
2019	17	5	-	-	22
<b>Totals</b>	<b>39</b>	<b>9</b>	<b>--</b>	<b>--</b>	<b>48</b>

**MULTI-RBI GAMES**

Year	2	3	4	5+	Total
2017	4	2	1	-	7
2018	7	2	1	1	11
2019	5	1	2	-	8
<b>Totals</b>	<b>16</b>	<b>5</b>	<b>4</b>	<b>1</b>	<b>26</b>





**2018 - SOPHOMORE YEAR**

Played in 53 games and earned 47 starts, primarily in left field ... finished the season with a .268/.371/.360 slash line ... registered career bests in runs (26), home runs (two), RBI (34) and walks (25) ... went 1-for-4 with a RBI double in the season opener vs. Longwood (Feb. 16) ... went 6-for-11 with five RBI during a three-game stretch from Feb. 18-21 ... drove in the game-tying run in the bottom of the ninth inning vs. Georgia State (Feb. 20) ... went 2-for-3 with a double, two runs scored and four RBI vs. Bryant (Feb. 24) ... drove in a pair of runs vs. BYU (Mar. 3) ... collected a pair of hits vs. Northeastern (Mar. 9) ... went 2-for-4 with a double in games at Georgia Tech (Mar. 20) and vs. Alabama (Mar. 27) ... went 3-for-7 in the first two games of the Missouri series (Mar. 30-31) ... totaled two hits, two runs and two RBI vs. Alabama A&M (Apr. 3) ... turned in his first three-hit game of the season with three RBI vs. UAB (Apr. 17) ... matched the output in a 3-for-5 performance and added two runs and two RBI at Alabama (Apr. 21) ... collected multiple hits in his third straight start vs. Samford (Apr. 24) ... went 4-for-9 with four runs, two home runs and 10 RBI vs. Vanderbilt ... drove in a career-high five runs in the series finale (May 6) ... hit a game-tying two-RBI double in the seventh inning of Auburn's comeback win vs. Ole Miss in the SEC Tournament (May 23) ... doubled for the second straight day and drove in a run vs. Texas A&M (May 24) ... earned starts in three NCAA Tournament games and collected a pair of hits.

**2017 - FRESHMAN YEAR**


Appeared in 52 games and earned starts at first base and DH in 38 contests ... Ranked third on the team with a .282 average and reached base at a .359 clip ... Drove in 15 of his 29 runs in SEC play ... Made his Auburn debut in a pinch-hit effort in the season opener vs. George Washington (2/17) ... Earned his first start at 1B in game two of a doubleheader the following day (2/18) ... His lone home run of the season came in walk-off fashion to give Auburn a series win vs. South Carolina (4/2) ... Went 4-for-7 with three doubles in a pair of games at Texas A&M (4/8-9) ... Went 3-for-5 with a run scored and season-high four RBI at Samford (4/11) ... Hit in 17 of 18 games from Apr. 8 to May 9 and went on an 11-game hitting streak from Apr. 8-25 while hitting .370 (17-for-46) during the span ... Went 5-for-9 with four RBI in the final two games of a series vs. Ole Miss (5/19-20) ... Went 2-for-4 in a SEC Tournament win vs. Ole Miss (5/24).

**HIGH SCHOOL**

Played at Blessed Trinity Catholic in Roswell, Ga., for coach Andy Harlin ... Helped team to back-to-back state titles in 2014 and 2015 ... Class 3A First Team All-State as a senior ... Three-time all-state honoree ... Hit .442 as a senior with seven home runs and 34 RBI ... Also added 11 doubles ... During his junior season, batted .447 with eight homers and 32 RBI ... Sophomore year belted six homers with 13 doubles and 29 RBI and a .374 average ... Ranked No. 308 nationally and No. 16 first baseman overall ... No. 37 player in Georgia according to Perfect Game ... No. 4 first baseman in the state ... 2016 Rawlings/Perfect Game Honorable Mention All-American ... Southeast All-Region selection ... Two-time Underclass Honorable Mention ... Perfect Game's No. 219 incoming freshman nationally ... Also played quarterback in high school ... Passed for 1,535 yards and 15 touchdowns as senior ... Threw 20 touchdowns as a junior ... Owns five school records ... Three-year all-state football player.

**PERSONAL**

Son of Richard and Maura Davis ... Has four siblings, Colin, Ryan, Caitlin and Quinn ... Mother played soccer at Alabama ... Father played football at Alabama ... Grandfather, Ted Davis, played football at Georgia Tech and nine years in the NFL with the Saints, Colts and Dolphins ... Studying in the College of Liberal Arts.

**ALL GAMES**

Year	Avg	GP	GS	AB	R	H	2B	3B	HR	RBI	TB	SLG%	BB	HBP	SO	GDP	OB%	SF	SH	SB	ATT	PO	A	E	FLD%
2017	.282	52	38	163	22	46	11	0	1	29	60	.368	18	2	43	6	.359	1	0	1	4	21	0	0	1.000
2018	.268	53	47	164	26	44	9	0	2	34	59	.360	25	4	40	6	.371	4	0	3	6	71	2	4	.948
2019	.290	63	62	252	35	73	14	1	8	36	113	.448	21	3	65	6	.351	0	0	2	2	4	0	0	1.000
<b>TOTAL</b>	<b>.282</b>	<b>168</b>	<b>147</b>	<b>579</b>	<b>83</b>	<b>163</b>	<b>34</b>	<b>1</b>	<b>11</b>	<b>99</b>	<b>232</b>	<b>.401</b>	<b>64</b>	<b>9</b>	<b>148</b>	<b>18</b>	<b>.359</b>	<b>5</b>	<b>0</b>	<b>6</b>	<b>12</b>	<b>96</b>	<b>2</b>	<b>4</b>	<b>.961</b>

**SEC GAMES ONLY**

Year	Avg	GP	GS	AB	R	H	2B	3B	HR	RBI	TB	SLG%	BB	HBP	SO	GDP	OB%	SF	SH	SB	ATT	PO	A	E	FLD%
2017	.265	27	21	98	10	26	6	0	1	15	35	.357	6	0	27	6	.308	0	0	0	2	0	0	0	.000
2018	.246	21	16	57	9	14	1	0	2	12	21	.368	5	2	12	1	.323	1	0	0	2	29	2	3	.912
2019	.278	30	30	115	18	32	5	1	3	14	48	.417	11	2	35	2	.352	0	0	1	1	1	0	0	1.000
<b>TOTAL</b>	<b>.267</b>	<b>78</b>	<b>67</b>	<b>270</b>	<b>37</b>	<b>72</b>	<b>12</b>	<b>1</b>	<b>6</b>	<b>41</b>	<b>104</b>	<b>.385</b>	<b>22</b>	<b>4</b>	<b>74</b>	<b>9</b>	<b>.330</b>	<b>1</b>	<b>0</b>	<b>1</b>	<b>5</b>	<b>30</b>	<b>2</b>	<b>3</b>	<b>.914</b>







# RICHARD FITTS

# 43

**POSITION**  
Right-handed pitcher

**CLASS**  
Sophomore

**BATS / THROWS**  
R/R

**HEIGHT - WEIGHT**  
6-3 - 200

**EXPERIENCE**  
1L

**HOMETOWN**  
Helena, Ala.

**HIGH SCHOOL**  
Helena

**2019 - FRESHMAN YEAR**

Ranked second among Auburn freshmen with 21 appearances and five starts ... posted a 5-3 record and 5.31 ERA ... his five wins were the second most on the team ... struck out 47 batters in 62.2 innings pitched ... went 5-0 with a 3.47 ERA in 16 relief appearances ... made his Auburn debut and allowed one run in 2.1 innings vs. Georgia Southern (Feb. 17) ... picked up his first career win in 2.0 innings of relief vs. UT Martin (Mar. 5) ... made his SEC debut in the series finale vs. Tennessee (Mar. 17) ... pitched 3.2 scoreless innings of relief in the Capital City Classic vs. Alabama (Mar. 26) ... followed it up by turning in 5.0 scoreless innings and earning the win in the decisive series finale at South Carolina (Mar. 31) ... made his first career start vs. Arkansas (Apr. 6) ... pitched 4.1 scoreless inning of relief and earned his third win of the season vs. Ole Miss (Apr. 18) ... made three straight starts at Vanderbilt (Apr. 26), vs. Alabama (May 5) and vs. Georgia (May 11) ... turned in a season-high 6.1 innings and struck out eight batters in relief vs. North Carolina (May 14) ... struck out five batters in 4.0 innings vs. Vanderbilt in the SEC Tournament (May 22) ... was named to the Atlanta Regional All-Tournament Team after pitching 6.0 scoreless innings and earning the win vs. Georgia Tech (Jun. 1) ... pitched 5.1 innings and picked up the win in the decisive game three of the Chapel Hill Super Regional (Jun. 10) ... made a pair of appearances in the College World Series, allowing one run in 2.0 innings vs. Mississippi State (Jun. 16) and one run in 3.1 innings vs. Louisville (Jun. 19).

**HIGH SCHOOL**

Played for P.J. Guy at Helena (Ala.) High School ... rated the No. 27 player and No. 11 right-hander in Alabama by Perfect Game ... 2018 Rawlings-Perfect Game Honorable Mention All-American ... has 102 strikeouts as a senior with an ERA of 1.68 ... also named a 2017 Perfect Game Underclass High Honorable Mention All-American ... missed most of the 2017 season with an injury, but Helena won the AHSAA 6A State Championship and finished No. 1 in a national poll ... was named All-Shelby County Honorable Mention as a sophomore.

**PERSONAL**

Served as the SGA President of Helena High School ... son of Danny and Angie Fitts ... has two brothers, Trevor and Nathan ... Trevor played baseball at Mississippi State and is currently an assistant coach at Austin Peay ... enrolled in College of Business.



**FITTS AT A GLANCE**

**CAREER RECORD**

at Plainsman Park.....	2-1
On Road/Neutral.....	3-2
vs. SEC.....	2-3
vs. SEC West.....	1-2
vs. SEC East.....	1-1

**CAREER HIGHS**

Innings.....	6.1, vs. North Alabama (5/14/19)
Hits.....	7, three times
Runs.....	6, at North Carolina (6/10/19)
Earned Runs.....	6, at North Carolina (6/10/19)
Walks.....	3, two times
Strikeouts.....	8, vs. North Alabama (5/14/19)
Pitches.....	93, at North Carolina (6/10/19)

**RICHARD FITTS' CAREER APPEARANCES**

2019 - FRESHMAN YEAR		DEC	QS	IP	H	R	ER	BB	SO	HR	ERA	NP
2/17	GEORGIA SOUTHERN (W, 4-3)	-	-	2.1	2	1	1	1	0	0	3.86	47
2/24	at UCF (W, 13-9)	-	-	2.0	2	1	1	0	2	1	4.15	27
3/5	UT MARTIN (W, 15-9)	W	-	2.0	2	1	1	0	1	0	4.26	26
3/9	UTSA (W, 8-3)	-	-	0.1	2	1	1	0	1	0	5.40	9
3/17	TENNESSEE (W, 5-3)	-	-	0.1	1	0	0	0	0	0	5.14	7
3/19	at UAB (W, 13-5)	-	-	1.1	2	0	0	2	2	0	4.32	31
3/23	at Mississippi State (L, 2-15)	-	-	1.0	4	3	3	0	1	1	6.75	22
3/26	vs. Alabama (L, 3-6)	-	-	3.2	3	0	0	1	1	0	4.85	65
3/31	at South Carolina (W, 7-5)	W	-	5.0	3	0	0	2	2	0	3.50	64
4/6	*ARKANSAS (L, 0-8)	L	-	4.1	5	5	5	3	2	1	4.84	74
4/14	*at Texas A&M (L, 1-4)	L	-	3.0	5	3	3	0	2	0	5.33	56
4/18	OLE MISS (W, 7-4)	W	-	4.1	4	0	0	0	4	0	4.55	57
4/26	*at Vanderbilt (L, 2-5)	L	-	2.1	6	4	4	1	3	1	5.34	77
5/5	*ALABAMA (W, 17-7)	-	-	3.2	7	3	3	0	3	1	5.55	64
5/11	*GEORGIA (L, 8-10)	-	-	0.0	3	3	3	0	0	1	6.31	13
5/14	NORHT ALABAMA (W, 8-7)	-	-	6.1	4	1	1	2	8	0	5.57	82
5/22	vs. Vanderbilt (L 1-11)	-	-	4.0	7	3	3	1	5	1	5.67	75
6/1	at Georgia Tech (W, 6-5)	W	-	6.0	4	0	0	0	4	0	5.02	84
6/10	at North Carolina (W, 14-7)	W	-	5.1	7	6	6	3	4	2	5.49	93
6/16	vs. Mississippi State (L, 4-5)	-	-	2.0	1	1	1	0	0	0	5.46	22
6/19	vs. Louisville (L, 3-5)	-	-	3.1	4	1	1	1	2	0	5.31	48

**ALL GAMES**

Year	ERA	W	L	App	GS	CG	SHO	CBO	SV	IP	H	R	ER	BB	SO	2B	3B	HR	BF	B/Avg	WP	HBP	BK	SFA	SHA
2019	5.31	5	3	21	5	0	0	0	0	62.2	78	37	37	17	47	15	0	9	276	.305	4	2	0	0	1

**SEC GAMES ONLY**

Year	ERA	W	L	App	GS	CG	SHO	CBO	SV	IP	H	R	ER	BB	SO	2B	3B	HR	BF	B/Avg	WP	HBP	BK	SFA	SHA
2019	7.88	2	3	9	5	0	0	0	0	24.0	38	21	21	6	17	6	0	5	105	.362	4	0	0	0	0



# BROOKS FULLER

# 14

**FULLER AT A GLANCE****CAREER RECORD**

at Plainsman Park.....	1-0
On Road/Neutral.....	1-2
vs. SEC.....	2-2
vs. SEC West.....	1-0
vs. SEC East.....	1-2

**CAREER HIGHS**

Innings.....	6.0, at Texas A&M (4/13/19)
Hits.....	5, vs. Ole Miss (4/20/19)
Runs.....	4, two times
Earned Runs.....	4, vs. North Alabama (5/14/19)
Walks.....	4, at South Carolina (3/30/19)
Strikeouts.....	6, vs. Ole Miss (4/20/19)
Pitches.....	93, at Texas A&M (4/13/19)

**POSITION**  
Left-handed pitcher**CLASS**  
Sophomore**BATS / THROWS**  
L/L**HEIGHT - WEIGHT**  
6-2 - 215**EXPERIENCE**  
1L**HOMETOWN**  
Auburn, Ala.**HIGH SCHOOL**  
Auburn**2019 - FRESHMAN YEAR**

Ranked sixth on the team and third among Auburn freshman with 20 appearances on the season, including eight starts ... went 2-2 with two saves and a 4.50 ERA ... earned both wins during SEC play and ranked second on the team with a 3.82 ERA in league action ... made his Auburn debut against Georgia Southern (Feb. 16), allowing one run on one hit in an inning or work ... made his first career start and pitched 3.0 innings vs. Alabama A&M (Feb. 20) ... notched his first collegiate save by tossing 1.2 scoreless innings vs. Cincinnati (Mar. 2) ... picked up his first collegiate win vs. Tennessee (Mar. 16), going 3.2 innings and striking out three ... allowed one run in 3.2 innings with three walks and three strikeouts at Mississippi State (Mar. 23) ... made back-to-back starts in SEC play at South Carolina (Mar. 30) and vs. Arkansas (Apr. 5) ... threw a season-high 6.0 scoreless innings en route to his second win at Texas A&M (Apr. 13) ... struck out a season-high six vs. Ole Miss in his next start (Apr. 20) ... recorded the final out in the regular season finale at LSU to earn his second save (May 18) ... made a pair of appearances at the SEC Tournament ... named to the SEC First-Year Academic Honor Roll.

**HIGH SCHOOL**


Played at Auburn High School for coach Matt Cimo ... rated by Perfect Game as the 10th best left-handed pitcher in the state ... 2018 Rawlings-Perfect Game Southeast Region Honorable Mention All-American ... 2018 ASWA Pitcher and Player of the Year ... went 8-2 with a 1.27 ERA as a senior ... struck out 59 batters in 55.1 innings and held opponents to a .178 batting average ... also hit two homers, drove in 20 runs, stole 15 bases and finished with a .440 OBP ... named to AL.com's 2018 Super All-State Team and 2018 ASWA 7A First Team All-State ... made 13 appearances as a junior and went 8-1 with a 2.70 ERA ... helped lead team to 2018 AHSAA 7A state baseball title ... was also a four-year member of the Auburn High football team and was the team's starting quarterback.

**PERSONAL**

Son of Mark and Lori Fuller ... his dad, Mark, is a former Auburn baseball player and pitching coach from 2001-04 ... has one brother, Brady ... enrolled in College of Human Sciences.

**BROOKS FULLER'S CAREER APPEARANCES**

2019 - FRESHMAN YEAR		DEC	QS	IP	H	R	ER	BB	SO	HR	ERA	NP
2/16	GEORGIA SOUTHERN (L, 5-7)	-	-	1.0	1	1	1	1	0	1	9.00	21
2/20	*ALABAMA A&M (W, 10-2)	-	-	3.0	2	2	0	2	3	0	2.25	46
3/2	CINCINNATI (W, 9-5)	-	-	1.2	0	0	0	0	1	0	1.59	14
3/5	UT MARTIN (W, 15-9)	-	-	2.2	2	3	0	3	0	0	1.08	42
3/9	UTSA (W, 8-3)	-	-	1.0	0	0	1	0	0	0	0.96	17
3/16	TENNESSEE (W, 5-2)	W	-	3.2	2	1	1	2	3	0	1.38	63
3/23	at Mississippi State (L, 2-15)	-	-	3.2	4	1	1	3	3	0	1.62	67
3/30	*at South Carolina (L, 0-4)	L	-	5.0	3	2	2	4	4	1	2.08	88
4/5	*ARKANSAS (L, 6-9)	-	-	3.1	3	3	2	2	4	0	2.52	76
4/9	JACKSONVILLE STATE (L, 6-11)	-	-	0.0	0	1	1	2	0	0	2.88	15
4/13	*at Texas A&M (W, 4-0)	W	X	6.0	4	0	0	3	4	0	2.32	93
4/20	*OLE MISS (W, 6-5)	-	-	4.2	5	3	3	2	6	2	2.78	79
4/27	*at Vanderbilt (L, 5-9)	L	-	1.2	4	4	2	2	1	1	3.13	37
5/4	*ALABAMA (L, 6-7)	-	-	3.0	3	2	2	2	3	0	3.35	61
5/11	GEORGIA (L, 8-10)	-	-	0.2	0	0	0	0	1	0	3.29	4
5/14	*NORTH ALABAMA (W, 8-7)	-	-	1.1	3	4	4	3	1	0	4.04	36
5/17	at LSU (L, 1-5)	-	-	1.0	1	1	1	1	1	0	4.15	16
5/18	at LSU (W, 5-4)	-	-	0.1	0	0	0	0	0	0	4.12	3
5/22	vs. Vanderbilt (L, 1-11)	-	-	0.1	2	2	2	0	1	0	4.50	17
5/23	vs. LSU (L, 3-4)	-	-	0.0	0	0	0	0	0	0	4.50	1

**ALL GAMES**

Year	ERA	W	L	App	GS	CG	SHO	CBO	SV	IP	H	R	ER	BB	SO	2B	3B	HR	BF	B/Avg	WP	HBP	BK	SFA	SHA
2019	4.50	2	2	20	8	0	0	1	2	44.0	39	30	22	35	36	4	1	5	206	.239	8	3	0	1	4

**SEC GAMES ONLY**

Year	ERA	W	L	App	GS	CG	SHO	CBO	SV	IP	H	R	ER	BB	SO	2B	3B	HR	BF	B/Avg	WP	HBP	BK	SFA	SHA
2019	3.82	2	2	11	6	0	0	1	1	33.0	29	17	14	23	30	3	1	4	122	.238	6	2	0	1	3







# PEYTON GLAVINE

# 23

**GLAVINE AT A GLANCE**

**CAREER RECORD**

at Plainsman Park.....	0-0
On Road/Neutral.....	1-0
vs. SEC.....	0-0
vs. SEC West.....	0-0
vs. SEC East.....	0-0

**CAREER HIGHS**

Innings.....	1.2, two times
Hits.....	5, vs. Northeastern (3/10/18)
Runs.....	6, vs. Northeastern (3/10/18)
Earned Runs.....	6, vs. Northeastern (3/10/18)
Walks.....	2, two times
Strikeouts.....	3, vs. Longwood (2/17/18)
Pitches.....	34, at Mississippi State (3/23/19)

**POSITION**  
Left-handed pitcher

**CLASS**  
Junior

**BATS / THROWS**  
R/L

**HEIGHT - WEIGHT**  
5-11 - 176

**EXPERIENCE**  
2L

**HOMETOWN**  
Alpharetta, Ga.

**HIGH SCHOOL**  
Blessed Trinity Catholic

**2019 – SOPHOMORE YEAR**

Appeared in nine games and posted a 1-0 record with a 5.62 ERA ... did not allow a run in his first five appearances of the year, four of which were also hitless ... tossed a scoreless inning and struck out a pair vs. Alabama A&M (Feb. 20) and UTSA (Mar. 9) ... turned in his third straight hitless outing and struck out a pair in an inning at UAB (Mar. 19) ... picked up his first collegiate win after throwing 1.2 scoreless innings at Jacksonville State (Apr. 23) ... struck out a pair of batters in five of his nine appearances ... made a pair of appearances vs. Vanderbilt, one in the regular season (Apr. 26) and one in the SEC Tournament (May 22) ... named to the Spring SEC Academic Honor Roll.

**2018 - FRESHMAN YEAR**

Made five appearances in his first year with the Tigers ... made his collegiate debut in the second game of the season vs. Longwood (Feb. 17) and struck out the side in a scoreless inning ... also recorded the final three outs in scoreless fashion and struck out a batter vs. Bryant (Feb. 23) ... made appearances in back-to-back weeks vs. BYU (Mar. 3) and Northeastern (Mar. 10) ... got his first taste of SEC play by striking out a batter at Kentucky (Mar. 25).

**HIGH SCHOOL**

Played for Andy Harlin at Blessed Trinity Catholic High School in Roswell, Ga. ... went 6-0 with a 0.80 ERA as a junior ... posted a 12-1 record with a 1.01 ERA in 15 starts as a senior ... struck out 75 batters in 69.1 innings pitched ... rated the eighth best left-handed pitcher in Georgia ... helped his team to a state title in 2015 and state runner-up finish in 2016 ... 2017 Collegiate Baseball Second Team All-American ... selected in the 37th round of the 2017 MLB Draft by the Los Angeles Angels of Anaheim ... also played hockey.

**PERSONAL**

Son of Tom (MLB Hall of Famer) and Chris Glavine ... has four siblings – Jonathan, Amber, Mason and Kieran ... Pre-Business major.

**PEYTON GLAVINE'S CAREER APPEARANCES**

2018 - FRESHMAN YEAR		DEC	QS	IP	H	R	ER	BB	SO	HR	ERA	NP
Date	Opp (Res.)											
2/17	LONGWOOD (W, 25-1)	-	-	1.0	0	0	0	0	3	0	0.00	15
2/23	BRYANT (W, 15-7)	-	-	1.0	0	0	0	1	1	0	0.00	26
3/3	BYU (W, 9-5)	-	-	0.2	4	3	3	0	0	0	10.12	18
3/10	NORHEASTERN (W, 14-8)	-	-	0.0	5	6	6	1	0	0	30.38	19
3/25	at #8 Kentucky (L, 3-13)	-	-	0.1	1	0	0	0	1	0	27.00	9

2019 - FRESHMAN YEAR		DEC	QS	IP	H	R	ER	BB	SO	HR	ERA	NP
Date	Opp (Res.)											
2/16	GEORGIA SOUTHERN (L, 5-7)	-	-	0.2	0	0	0	0	0	0	0.00	11
2/20	ALABAMA A&M (W, 10-2)	-	-	1.0	3	0	0	2	2	0	0.00	35
3/9	UTSA (W, 8-3)	-	-	1.0	0	0	0	0	2	0	0.00	12
3/17	TENNESSEE (W, 5-3)	-	-	0.1	0	0	0	1	0	0	0.00	8
3/19	at UAB (W, 13-5)	-	-	1.0	0	0	0	0	2	0	0.00	14
3/23	at Mississippi State (L, 2-15)	-	-	1.2	3	1	1	1	2	0	1.59	34
4/23	at Jacksonville State (W, 14-2)	W	-	1.2	1	0	0	1	2	0	1.23	29
4/26	at Vanderbilt (L, 2-5)	-	-	0.0	1	1	1	2	0	0	2.45	18
5/22	vs. Vanderbilt (L, 1-11)	-	-	0.2	2	3	3	1	1	0	5.62	22



**ALL GAMES**

Year	ERA	W	L	App	GS	CG	SHO	CBO	SV	IP	H	R	ER	BB	SO	2B	3B	HR	BF	B/Avg	WP	HBP	BK	SFA	SHA
2018	27.00	0	0	5	0	0	0	0	0	3.0	10	9	9	2	5	4	0	0	23	.526	0	2	0	0	0
2019	5.62	1	0	9	0	0	0	0	0	8.0	10	5	5	8	12	1	0	0	42	.294	1	0	0	0	0
<b>TOTAL</b>	<b>11.45</b>	<b>1</b>	<b>0</b>	<b>14</b>	<b>0</b>	<b>0</b>	<b>0</b>	<b>0</b>	<b>0</b>	<b>11.0</b>	<b>20</b>	<b>14</b>	<b>14</b>	<b>10</b>	<b>17</b>	<b>5</b>	<b>0</b>	<b>0</b>	<b>65</b>	<b>.377</b>	<b>1</b>	<b>2</b>	<b>0</b>	<b>0</b>	<b>0</b>

**SEC GAMES ONLY**

Year	ERA	W	L	App	GS	CG	SHO	CBO	SV	IP	H	R	ER	BB	SO	2B	3B	HR	BF	B/Avg	WP	HBP	BK	SFA	SHA
2018	0.00	0	0	1	0	0	0	0	0	0.1	1	0	0	0	1	0	0	0	2	.500	0	0	0	0	0
2019	9.00	0	0	3	0	0	0	0	0	2.0	4	2	2	4	2	0	0	0	14	.400	0	0	0	0	0
<b>TOTAL</b>	<b>7.71</b>	<b>0</b>	<b>0</b>	<b>4</b>	<b>0</b>	<b>0</b>	<b>0</b>	<b>0</b>	<b>0</b>	<b>2.1</b>	<b>5</b>	<b>2</b>	<b>2</b>	<b>4</b>	<b>3</b>	<b>0</b>	<b>0</b>	<b>0</b>	<b>16</b>	<b>.417</b>	<b>0</b>	<b>0</b>	<b>0</b>	<b>0</b>	<b>0</b>



# CODY GREENHILL

# 20

### 2019 – SOPHOMORE YEAR

Led the team with 12 saves over 28 relief appearances ... his 12 saves were tied for the most by an Auburn player since 2005 and tied for second in the SEC ... eight of his saves came on the road or in a neutral site game ... posted a 2-3 record with a 3.45 ERA over 57.1 innings ... threw 2.2 innings vs. Georgia Southern in his first appearance of the season (Feb. 16) ... earned his first save of the year at UCF (Feb. 22), throwing 1.1 scoreless innings in the series opener ... earned the save by throwing 2.0 scoreless innings vs. Cincinnati (Mar. 2) ... pitched 2.0 scoreless innings and struck out four batters en route to the save in the series and SEC opener vs. Tennessee (Mar. 15) ... earned a pair of saves in scoreless outings in the series opener (Mar. 29) and finale (Mar. 31) at South Carolina ... earned his third straight save in the series opener vs. Arkansas (Apr. 5) ... made his second appearance of the day and tossed 3.0 scoreless in the nightcap against the Razorbacks ... earned his eighth save of the season in the middle game at Texas A&M (Apr. 13) ... pitched 2.0 scoreless inning and struck out three in the series opener vs. Ole Miss (Apr. 18) ... did not allow a run over six straight appearances and 10.2 innings from Mar.29 – Apr. 18, notching five saves during the stretch ... earned the win in the series finale against the Rebels (Apr. 20) ... matched a career-high with five strikeouts in 4.0 scoreless innings and the win vs. Georgia (May 11) ... tossed a career-high 5.1 innings in the regular season finale at LSU (May 18) ... closed the final 3.0 innings of the Atlanta Regional Final vs. Georgia Tech (Jun. 2), striking out four ... collected his final save of the season in the opening win of the Chapel Hill Super Regional against North Carolina (Jun. 8) ... recorded the final five outs in the decisive game three against the Tar Heels (Jun. 10), sending Auburn to its first College World Series since 1997.

### 2018 - FRESHMAN YEAR

Led the team with a 2.30 ERA and posted a 6-3 record in 21 relief appearances ... turned in five saves and struck out 55 batters in 58.2 innings pitched ... held opponents to a .242 batting average ... was named SEC All-Freshman and a Freshman All-American by Collegiate Baseball, D1 Baseball, NCBWA and Perfect Game/Rawlings ... held a 0.49 ERA through his first seven appearances and 18.1 innings pitched ... made his Auburn debut and turned in a scoreless inning vs. Longwood in the season opener (Feb. 16) ... picked up his first collegiate win in his next outing vs. Georgia State (Feb. 20), throwing 3.1 hitless innings and striking out four ... notched his first collegiate save in 2.0 scoreless inning at South Alabama (Feb. 27), starting a stretch of three straight saves from Feb. 27-Mar. 6 ... pitched 4.2 scoreless innings and struck out four vs. Northeastern (Mar. 10) before being sidelined for nearly a month with a sickness ... earned his first SEC win and struck out a season-high five batters in 4.1 innings of relief vs. Mississippi State (Apr. 15) ... pitched 5.0 innings of relief and earned his second conference win at top-ranked Florida (Apr. 27) ... recorded the final 10 outs vs. Vanderbilt (May 5) in scoreless fashion and earned his first SEC save ... pitched 3.0 scoreless innings vs. LSU (May 17) to pick up his second conference save and fifth of the season ... earned the win after throwing 3.0 hitless innings and striking out a pair in the SEC Tournament opener vs. Kentucky (May 22) ... matched a season-high with five strikeouts and earned the win in Auburn's NCAA

### GREENHILL AT A GLANCE

#### CAREER RECORD

at Plainsman Park.....	4-1
On Road/Neutral.....	4-5
vs. SEC .....	6-6
vs. SEC West .....	2-5
vs. SEC East.....	4-1

#### CAREER HIGHS

Innings.....	5.1, at LSU (5/18/19)
Hits .....	7, at Mississippi State (3/24/19)
Runs.....	5, at Mississippi State (3/24/19)
Earned Runs .....	5, at Mississippi State (3/24/19)
Walks.....	3, three times
Strikeouts.....	5, three times
Pitches.....	90, at LSU (5/18/19)








regional championship win vs. N.C. State (June 3) ... picked up the win in the program's first ever super regional win vs. Florida (June 10).

**HIGH SCHOOL**

Four-year letterwinner and three-time 5A state champion for Chris Heaps at Russellville High School ... rated the eighth best player and fourth best right-handed pitcher in Alabama by Perfect Game ... also ranked a top 160 player nationally ... hit .336 with 16 home runs his senior year ... posted a 12-2 record with a 0.74 ERA on the mound ... led the state with 144 strikeouts and issued only 18 walks ... went 13-3 as a junior with a 1.14 ERA ... struck out 118 in 92.1 innings pitched ... posted a 4-0 record as a sophomore with 33 strikeouts in 35.1 innings ... pitched in six games as a freshman ... named the 2017 5A Player of the Year, Times Daily Pitcher of the Year and a Collegiate Baseball First Team All-American ... also earned 2017 Rawlings/Perfect Game Third Team All-American honors ... member of the National Honor Society.

**PERSONAL**

Son of Kevin and Melissa Greenhill ... has one sister, Kyra ... Forestry and Wildlife Management major.



**CODY GREENHILL'S CAREER APPEARANCES**

2018 - FRESHMAN YEAR		DEC	QS	IP	H	R	ER	BB	SO	HR	ERA	NP
2/16	LONGWOOD (W, 6-0)	-	-	1.0	1	0	0	1	0	0	0.00	23
2/20	GEORGIA STATE (W, 3-2)	W	-	3.1	0	0	0	3	4	0	0.00	66
2/24	BRYANT (W, 13-4)	-	-	2.0	3	0	0	0	4	0	0.00	39
2/27	at South Alabama (W, 7-6)	-	-	2.0	2	0	0	1	1	0	0.00	26
3/3	BYU (W, 9-5)	-	-	3.1	5	1	1	1	4	0	0.77	48
3/6	at UAB (W, 11-8)	-	-	2.0	0	0	0	0	3	0	0.66	14
3/10	NORTHEASTERN (L 1-2)	-	-	4.2	1	0	0	1	4	0	0.49	59
4/3	ALABAMA A&M (W, 19-5)	-	-	1.0	1	0	0	0	1	0	0.47	15
4/8	at #5 Arkansas (L, 4-5)	L	-	1.2	1	1	1	2	1	0	0.86	33
4/15	MISSISSIPPI STATE (W, 7-5)	W	-	4.1	5	2	2	0	5	0	1.42	78
4/21	at Alabama (W, 5-0)	-	-	2.0	2	0	0	1	4	0	1.32	38
4/27	at #1 Florida (W, 11-5)	W	-	5.0	6	2	2	2	3	0	1.67	81
5/5	#17 VANDERBILT (W, 11-5)	-	-	3.1	1	0	0	1	3	0	1.51	44
5/12	at #5 Ole Miss (L, 3-10)	L	-	4.2	3	1	1	1	3	1	1.56	69
5/17	LSU (W, 11-4)	-	-	3.0	3	0	0	0	2	0	1.45	39
5/19	LSU (W, 14-5)	-	-	2.0	3	3	1	1	3	1	1.59	38
5/22	vs. Kentucky (W, 4-3)	W	-	3.0	3	0	0	0	2	0	1.49	36
5/25	vs. #4 Ole Miss (L, 0-7)	-	-	2.2	4	2	2	0	2	2	1.76	48
6/3	at #11 N.C. State (W, 15-7)	W	-	4.1	6	3	3	2	5	1	2.11	86
6/10	vs #1 Florida (W, 3-2)	W	-	3.0	2	1	1	1	1	1	2.16	42
6/11	at #1 Florida (L, 2-3)	L	-	0.1	1	1	1	0	0	1	3.20	8

2019 - SOPHOMORE YEAR		DEC	QS	IP	H	R	ER	BB	SO	HR	ERA	NP
2/16	GEORGIA SOUTHERN (L, 5-7)	-	-	2.2	4	1	1	1	0	0	3.38	34
2/22	at UCF (W, 4-1)	-	-	1.1	0	0	0	0	1	0	2.25	18
2/24	at UCF (W, 13-9)	-	-	1.0	0	0	0	0	0	0	1.80	16
3/2	CINCINNATI (W, 5-0)	-	-	2.0	0	0	0	1	1	0	1.29	27
3/5	UT MARTIN (W, 15-9)	-	-	2.0	1	1	1	0	0	0	2.00	15
3/9	UTSA (W, 8-3)	-	-	2.0	3	2	1	0	4	0	2.45	36
3/15	TENNESSEE (W, 2-0)	-	-	2.0	0	0	0	0	4	0	2.08	26
3/17	TENNESSEE (W, 5-3)	-	-	2.2	3	1	1	2	0	1	2.30	37
3/22	at Mississippi State (W, 6-5)	-	-	2.0	1	0	0	0	2	0	2.04	23
3/24	at Mississippi State (L, 15-20)	L	-	2.1	7	5	5	0	2	0	4.05	42
3/29	at South Carolina (W, 4-2)	-	-	1.0	0	0	0	0	1	0	3.86	20
3/31	at South Carolina (W, 7-5)	-	-	1.1	2	0	0	0	0	0	3.63	24
4/5	ARKANSAS (W, 6-3)	-	-	1.0	0	0	0	0	2	0	3.47	14
4/5	ARKANSAS (L, 6-9)	-	-	3.0	3	0	0	2	4	0	3.08	54
4/13	at Texas A&M (W, 7-0)	-	-	2.1	0	0	0	1	2	0	2.83	31
4/18	OLE MISS (W, 7-4)	-	-	2.0	0	0	0	0	3	0	2.64	31
4/20	OLE MISS (W, 6-5)	W	-	3.0	3	2	2	0	0	1	2.94	25
4/27	at Vanderbilt (L, 5-9)	-	-	1.2	5	3	3	0	2	0	3.57	32
5/3	ALABAMA (W, 5-1)	-	-	1.0	0	0	0	0	2	0	3.47	13
5/4	ALABAMA (L, 6-7)	L	-	1.0	3	2	0	1	0	0	3.38	18
5/11	GEORGIA (W, 4-3)	W	-	4.0	1	0	0	1	5	0	3.05	48
5/18	at LSU (W, 5-4)	-	-	5.1	6	3	2	3	1	0	3.09	90
5/21	vs. Tennessee (W, 5-3)	-	-	0.2	0	0	0	0	1	0	3.04	16
5/23	vs. LSU (L, 3-4)	L	-	2.2	3	3	2	1	1	0	3.24	42
6/2	at Georgia Tech (W, 4-1)	-	-	3.0	1	1	1	0	4	1	3.23	39
6/8	at North Carolina (W, 11-7)	-	-	2.0	3	2	2	3	1	0	3.44	46
6/10	at North Carolina (W, 14-7)	-	-	1.2	3	1	1	1	0	1	3.49	43
6/16	vs. Mississippi State (L, 4-5)	-	-	0.2	1	0	0	1	1	0	3.45	17

**ALL GAMES**

Year	ERA	W	L	App	GS	CG	SHO	CBO	SV	IP	H	R	ER	BB	SO	2B	3B	HR	BF	B/Avg	WP	HBP	BK	SFA	SHA
2018	2.30	6	3	21	0	0	0	2	5	58.2	53	17	15	19	55	10	1	7	246	.242	3	4	0	0	4
2019	2.45	2	3	28	0	0	0	3	12	57.1	53	27	22	18	44	10	1	4	249	.243	4	9	0	3	1
<b>TOTAL</b>	<b>2.87</b>	<b>8</b>	<b>6</b>	<b>49</b>	<b>0</b>	<b>0</b>	<b>0</b>	<b>5</b>	<b>17</b>	<b>116.0</b>	<b>106</b>	<b>44</b>	<b>37</b>	<b>37</b>	<b>99</b>	<b>20</b>	<b>2</b>	<b>11</b>	<b>495</b>	<b>.243</b>	<b>7</b>	<b>13</b>	<b>0</b>	<b>3</b>	<b>5</b>

**SEC GAMES ONLY**

Year	ERA	W	L	App	GS	CG	SHO	CBO	SV	IP	H	R	ER	BB	SO	2B	3B	HR	BF	B/Avg	WP	HBP	BK	SFA	SHA
2018	2.42	2	2	8	0	0	0	1	2	26.0	24	9	7	9	24	6	0	2	110	.245	1	2	0	0	1
2019	3.28	2	2	16	0	0	0	2	7	35.2	34	16	13	10	30	7	1	2	155	.248	3	5	0	2	1
<b>TOTAL</b>	<b>2.92</b>	<b>4</b>	<b>4</b>	<b>24</b>	<b>0</b>	<b>0</b>	<b>0</b>	<b>3</b>	<b>9</b>	<b>61.2</b>	<b>58</b>	<b>25</b>	<b>20</b>	<b>19</b>	<b>54</b>	<b>13</b>	<b>1</b>	<b>4</b>	<b>265</b>	<b>.247</b>	<b>4</b>	<b>7</b>	<b>0</b>	<b>2</b>	<b>2</b>



# CHASE HALL



**POSITION**  
Catcher

**CLASS**  
Redshirt Senior

**BATS / THROWS**  
R/R

**HEIGHT - WEIGHT**  
6-2 - 215

**EXPERIENCE**  
1L

**PREVIOUS SCHOOL**  
Southern Union

**HOMETOWN**  
Roanoke, Ala.

**HIGH SCHOOL**  
Handley

### 2019 – REDSHIRT JUNIOR YEAR

Played in 13 games and made seven starts behind the plate ... went 4-for-25 with two runs, a double and three RBI on the year ... made his Auburn debut in a pinch-hitting role vs. Georgia Southern (Feb. 16) ... earned his first career start behind the plate the following day ... collected his first career hit and drove in a pair of runs on a double vs. Alabama A&M (Feb. 19) ... went 1-for-3 with a walk vs. UTSA (Mar. 9) ... started in the series finale vs. Arkansas and went 1-for-3 (Apr. 6) ... went 1-for-4 with two runs and a RBI at Jacksonville State (Apr. 23) ... made a start in the SEC Tournament vs. Vanderbilt (May 22) ... named to the Spring SEC Academic Honor Roll.

### 2018 – REDSHIRT SOPHOMORE YEAR

Did not see action.

### JUNIOR COLLEGE

Played for Joe Jordan at Southern Union State Community College ... saw action in 60 games in his two seasons with the Bison ... committed just one error behind the plate ... caught 41.2 percent of would-be base stealers as a freshman and 31.8 percent as a sophomore ... hit one home runs and drove in 16 as a sophomore ... had five games with two or more RBI.

### HIGH SCHOOL

Played for Todd Cole at Handley High School in Roanoke, Ala.

### PERSONAL

Son of Tim and Kristy Hall ... has two siblings, Zack and Gracie ... Marketing major.

### CAREER HIGHS

At Bats: ..... 5, vs. Alabama A&M (2/19/19)  
Runs: ..... 2, at Jacksonville State (4/23/19)  
Hits: ..... 1, four times  
RBI: ..... 2, vs. Alabama A&M (2/19/19)  
Doubles: ..... 1, vs. Alabama A&M (2/19/19)  
Triples: ..... None  
HR: ..... None  
Hit Streak: ..... 2 (2019)  
Reach Base: ..... 3 (2019)

### MULTI-HIT GAMES

Year	2	3	4	5+	Total
2019	-	-	-	-	-
<b>Totals</b>	--	--	--	--	--

### MULTI-RBI GAMES

Year	2	3	4	5+	Total
2019	1	-	-	-	-
<b>Totals</b>	1	--	--	--	--



### ALL GAMES

Year	Avg	GP	GS	AB	R	H	2B	3B	HR	RBI	TB	SLG%	BB	HBP	SO	GDP	OB%	SF	SH	SB	ATT	PO	A	E	FLD%
2019	.160	13	7	25	2	4	1	0	0	3	5	.200	1	2	9	2	.250	0	0	0	0	69	3	2	.973

### SEC GAMES ONLY

Year	Avg	GP	GS	AB	R	H	2B	3B	HR	RBI	TB	SLG%	BB	HBP	SO	GDP	OB%	SF	SH	SB	ATT	PO	A	E	FLD%
2019	.250	3	1	4	0	1	0	0	0	0	1	.250	0	0	3	0	.250	0	0	0	0	7	0	0	1.000







# BAILEY HORN



**POSITION**  
Left-Handed Pitcher

**CLASS**  
Redshirt Junior

**BATS / THROWS**  
L/L

**HEIGHT - WEIGHT**  
6-2 - 212

**EXPERIENCE**  
1L

**PREVIOUS SCHOOL**  
McLennan

**HOMETOWN**  
West, Texas

**HIGH SCHOOL**  
West

**2019 – REDSHIRT SOPHOMORE YEAR**

Made 18 appearances and five starts in his first season with the Tigers ... posted a 4-2 record with a 5.97 ERA ... turned in 3.0 scoreless innings in his Auburn debut vs. Georgia Southern (Feb. 17) ... earned back-to-back starts at UCF (Feb. 24) and vs. UT Martin (Mar. 5) the following two weeks ... picked up his first win in an Auburn uniform and didn't allow a hit in 3.0 scoreless innings of relief at UAB (Mar. 19) ... struck out the side in a scoreless inning of relief at Jacksonville State (Apr. 23) ... turned in scoreless efforts in back-to-back days vs. Alabama (May 4-5), earning the win in the series finale ... allowed one run in 4.0 innings and struck out a season-high six batters en route to earning the win in the SEC Tournament vs. Tennessee (May 21) ... was named to the Atlanta Regional All-Tournament Team after turning in a season-high 6.0 shutout innings while allowing just two hits with one walk and four strikeouts in the regional final vs. Georgia Tech (Jun. 2) ... earned starts in the Chapel Hill Super Regional (Jun. 9) and College World Series (Jun. 18).

**JUNIOR COLLEGE**

Played at McLennan Community College for coach Mitch Thompson ... posted a 7-0 record with a 3.86 ERA his freshman season ... struck out 77 batters in 77.0 IP ... was named All-Region V ... tabbed a top 75 junior college prospect by Perfect Game.

**HIGH SCHOOL**

Played at West High School for coach Cory Beckham ... went 13-0 with a 1.34 ERA and struck out 120 batters as a junior ... followed it with a 13-3 record and 1.30 ERA as a senior ... led his team to back-to-back 3A State Championships and was named the Tournament MVP on both occasions ... two-time Texas Sports Writers Association Class 3A Player of the Year and First-Team All-State honoree.

**PERSONAL**

Son of Jeffrey and Christine Horn ... has two siblings, Jace and Jordan ... enrolled in College of Business.



**HOERTER AT A GLANCE**

CAREER RECORD	
at Plainsman Park.....	1-0
On Road/Neutral.....	3-2
vs. SEC.....	2-0
vs. SEC West.....	1-0
vs. SEC East.....	1-0

CAREER HIGHS	
Innings.....	6.0, at Georgia Tech (6/2/19)
Hits.....	5, at UCF (2/24/19)
Runs.....	4, four times
Earned Runs.....	4, two times
Walks.....	6, at North Carolina (6/9/19)
Strikeouts.....	6, vs. Tennessee (5/21/19)
Pitches.....	88, at Georgia Tech (6/2/19)

**BAILEY HORN'S CAREER APPEARANCES**

\* - Starter  
2019 - REDSHIRT SOPHOMORE YEAR

Date	Opp (Res.)	DEC	QS	IP	H	R	ER	BB	SO	HR	ERA	NP
2/17	GEORGIA SOUTHERN (W 4-3)	-	-	3.0	2	0	0	1	0	0	0.00	52
2/24	*at UCF (W, 13-9)	-	-	1.0	5	4	4	0	0	1	9.00	30
3/5	*UT MARTIN (W, 15-9)	-	-	0.1	3	3	3	1	1	0	14.54	18
3/19	at UAB (W, 13-5)	W	-	3.0	0	0	0	1	2	0	8.59	34
3/24	at Mississippi State (L, 15-20)	-	-	1.2	4	4	3	2	1	0	10.00	35
3/31	at South Carolina (W, 7-5)	-	-	1.2	2	2	2	0	1	2	10.12	26
4/2	GEORGIA TECH (L, 3-9)	-	-	0.2	0	0	0	0	1	0	9.53	16
4/6	ARKANSAS (L, 0-8)	-	-	0.0	0	0	0	1	0	0	9.53	5
4/16	at Georgia Tech (L, 6-11)	-	-	1.1	2	2	2	1	2	0	9.95	35
4/23	at Jacksonville State (W, 14-2)	-	-	1.0	1	0	0	0	3	0	9.22	23
5/4	ALABAMA (L, 6-7)	-	-	0.1	0	0	0	0	0	0	9.00	2
5/5	ALABAMA (W, 17-7)	W	-	1.1	0	0	0	1	0	0	8.22	24
5/10	GEORGIA (L, 2-11)	-	-	2.0	4	4	4	1	2	0	9.35	42
5/16	at LSU (L, 1-7)	-	-	3.2	2	2	2	0	2	2	8.57	53
5/21	vs. Tennessee (W, 5-3)	W	-	4.0	1	1	1	1	6	1	7.56	56
6/2	*at Georgia Tech (W, 4-1)	W	X	6.0	2	0	0	1	4	0	6.10	88
6/9	*at North Carolina (L, 0-2)	L	-	3.1	3	2	2	6	3	0	6.03	74
6/19	*vs. Louisville (L, 3-5)	L	-	3.1	3	4	2	3	3	1	5.97	65

**ALL GAMES**

Year	ERA	W	L	App	GS	CG	SHO	CBO	SV	IP	H	R	ER	BB	SO	2B	3B	HR	BF	B/Avg	WP	HBP	BK	SFA	SHA
2019	5.97	4	2	18	5	0	0	0	0	37.2	34	28	25	20	31	6	0	7	143	.238	3	2	1	0	2

**SEC GAMES ONLY**

Year	ERA	W	L	App	GS	CG	SHO	CBO	SV	IP	H	R	ER	BB	SO	2B	3B	HR	BF	B/Avg	WP	HBP	BK	SFA	SHA
2019	9.28	1	0	7	0	0	0	0	0	10.2	12	12	11	5	6	2	0	4	44	.273	0	1	0	0	0



# KASON HOWELL



**POSITION**  
Outfielder

**CLASS**  
Sophomore

**BATS / THROWS**  
R/R

**HEIGHT - WEIGHT**  
6-0 - 185

**EXPERIENCE**  
11

**HOMETOWN**  
Argyle, Texas

**HIGH SCHOOL**  
Liberty Christian

### 2019 – FRESHMAN YEAR

Played and started in 63 games in center field ... ranked fifth on the team with a .262 average ... collected 59 hits, including 10 doubles, and drove in 28 runs ... also scored 31 runs and ranked second on the team with 14 stolen bases in 16 attempts ... went 1-for-4 with a RBI in his Auburn debut in the season opener vs. Georgia Southern (Feb. 15) ... collected a pair of hits in game two and drew a bases-loaded, walk-off walk in the series finale against the Eagles ... went 5-for-8 with five runs in two games against Alabama A&M (Feb. 19-20) ... went 2-for-3 with a season-high three RBI in the series finale vs. UTSA (Mar. 9) ... drove in the game-winning run in the eighth inning of the team's comeback win in the series opener at Mississippi State (Mar. 22) ... matched a season high with three hits in the finale against the Bulldogs (Mar. 24) ... turned in three straight two-hit games and went 6-for-13 in the series at South Carolina (Mar. 29-31) ... went 2-for-4 in the series opener vs. Arkansas (Apr. 5), capping off a stretch of multiple hits in six of seven SEC games ... went 2-for-4 with two runs and a RBI in the middle game at Texas A&M (Apr. 13) ... went 2-for-4 with two runs and two RBI in the series finale vs. Alabama (May 5) ... hit .300 with two doubles and two RBI in eight NCAA Tournament games ... totaled four hits and scored four runs in the Atlanta Regional ... turned in his 15th multi-hit game of the season in the decisive game three of the Chapel Hill Super Regional (Jun. 10) ... turned in a hit in both College World Series games, also driving in a run against Louisville (Jun. 19) ... turned in a .983 fielding percentage and threw out a pair of runners from center field.

### HIGH SCHOOL

Played at Liberty Christian School for coach Johnny Isom ... rated the No. 24 outfielder in the state and a top-500 player nationally

... hit .462 with six home runs and 39 RBI as a senior ... set the school record for most doubles (16) in a season as a sophomore and most hits (63) in a season as a junior ... named TAPPS First Team All-State in 2017 and 2018 and Second Team All-State in 2016 ... also a two-time All-District I honoree and the 2017 District I Offensive Player of the Year ... helped lead team to 2018 TAPPS Division I State Championship ... drafted in the 20th round by the Boston Red Sox ... also a four-year starter at free safety on the football team, where he was a two-time TAPPS All-District and All-State performer ... state champion in the long jump.

### PERSONAL

Son of Eric and Kristy Howell ... his dad served on the Auburn football staff under Tommy Tuberville in 2006 and went on to become the defensive coordinator at Faulkner University ... has three siblings, Jon Aaron, Kyleb and Julia ... enrolled in College of Agriculture.

CAREER HIGHS	
At Bats:	6, at Mississippi State (3/24/19)
Runs:	3, vs. Alabama A&M (2/19/19)
Hits:	3, two times
RBI:	3, vs. UTSA (3/9/19)
Doubles:	1, 10 times
Triples:	None
HR:	None
Hit Streak:	5 (2019)
Reach Base:	17 (2019)

MULTI-HIT GAMES	
Year	2 3 4 5+ Total
2019	13 2 - - 15
<b>Totals</b>	<b>13 2 -- -- 15</b>

MULTI-RBI GAMES	
Year	2 3 4 5+ Total
2019	1 1 - - 2
<b>Totals</b>	<b>1 1 -- -- 2</b>



### ALL GAMES


Year	Avg	GP	GS	AB	R	H	2B	3B	HR	RBI	TB	SLG%	BB	HBP	SO	GDP	OB%	SF	SH	SB	ATT	PO	A	E	FLD%
2019	.262	63	63	225	31	59	10	0	0	28	69	.307	22	7	49	3	.340	5	4	14	16	169	2	3	.983

### SEC GAMES ONLY

Year	Avg	GP	GS	AB	R	H	2B	3B	HR	RBI	TB	SLG%	BB	HBP	SO	GDP	OB%	SF	SH	SB	ATT	PO	A	E	FLD%
2019	.238	29	29	105	11	25	5	0	0	8	30	.286	7	4	29	2	.310	0	2	4	5	81	1	1	.988







# BRODY MOORE

# 19

**POSITION**  
Infielder

**CLASS**  
Sophomore

**BATS / THROWS**  
R/R

**HEIGHT - WEIGHT**  
6-0 - 185

**EXPERIENCE**  
1L

**HOMETOWN**  
Oneonta, Ala.

**HIGH SCHOOL**  
Oneonta

**2019 – FRESHMAN YEAR**

Played in 13 games and earned four starts ... hit .333 (9-for-27) with six runs scored, one double, one triple and four RBI ... made his Auburn debut as a defensive replacement and went 1-for-1 with a triple against Alabama A&M (Feb. 19) ... made his first career start at first base and went 1-for-3 with a run and RBI vs. Jacksonville State (Apr. 9) ... entered the game as a defensive replacement at first base and went 2-for-2 with two runs, a double and a RBI at Jacksonville State (Apr. 23) ... earned the start in the series finale vs. Alabama and went 3-for-5 with two runs and a RBI ... started back-to-back games in left field and went 1-for-4 against both Georgia (May 11) and North Alabama (May 14) ... recorded the final out to strand a runner in scoring position after entering the regular season finale at LSU (May 18) as a defensive replacement at third ... didn't record an error in 32 chances ... named to the SEC First-Year Academic Honor Roll.

**HIGH SCHOOL**

Played at Oneonta High School for his dad, Brandon Moore ... rated the fourth best short-stop and 31th best player in Alabama by Perfect Game ... also tabbed a top 500 player in the class of 2018 ... went 10-1 with a 1.16 ERA as a senior ... struck out 71 batters and issued five walks in 66.1 innings ... 2018 ASWA 4A Pitcher of the Year and First Team All-State ... hit .577

with 71 hits and 30 RBI ... made AL.com's 2018 Super All-State Team as a utility player ... two-time Honorable Mention All-State honoree by the Alabama Sports Writers Association ... 2018 Rawlings-Perfect Game Honorable Mention All-American ... one of nine Alabamians named to Collegiate Baseball High School All-American Team ... was a member of the North Team in the 2017 Alabama High School All-Star Games and was also selected to the 2017 Alabama Baseball Coaches Association All-Star Team ... also played high school basketball and is a member of the 1,000-point club.

**PERSONAL**

Son of Brandon and Kerri Moore ... his dad was an All-SEC player at Auburn (1991-94) and a member of the 1994 College World Series team ... has one brother, Braden ... majoring in Kinesiology.

**CAREER HIGHS**

At Bats: .....	5, vs. Alabama (5/5/19)
Runs: .....	2, two times
Hits: .....	3, vs. Alabama (5/5/19)
RBI: .....	1, four times
Doubles: .....	1, at Jacksonville State (4/23/19)
Triples: .....	1, vs. Alabama A&M (2/19/19)
HR: .....	None
Hit Streak: .....	2 (2019)
Reach Base: .....	2 (2019)

**MULTI-HIT GAMES**

Year	2	3	4	5+	Total
2019	1	1	-	-	2
<b>Totals</b>	<b>1</b>	<b>1</b>	<b>--</b>	<b>--</b>	<b>2</b>

**MULTI-RBI GAMES**

Year	2	3	4	5+	Total
2019	-	-	-	-	-
<b>Totals</b>	<b>--</b>	<b>--</b>	<b>--</b>	<b>--</b>	<b>--</b>



**ALL GAMES**

Year	Avg	GP	GS	AB	R	H	2B	3B	HR	RBI	TB	SLG%	BB	HBP	SO	GDP	OB%	SF	SH	SB	ATT	PO	A	E	FLD%
2019	.333	13	4	27	6	9	1	1	0	4	12	.444	2	0	5	2	.379	0	0	0	1	26	6	0	1.000

**SEC GAMES ONLY**

Year	Avg	GP	GS	AB	R	H	2B	3B	HR	RBI	TB	SLG%	BB	HBP	SO	GDP	OB%	SF	SH	SB	ATT	PO	A	E	FLD%
2019	.235	7	2	17	2	4	0	0	0	1	4	.235	0	0	4	2	.235	0	0	0	1	9	3	0	1.000



# JACK OWEN

# 44

**POSITION**  
Left-Handed Pitcher

**CLASS**  
Junior

**BATS / THROWS**  
L/L

**HEIGHT - WEIGHT**  
6-2 - 174

**EXPERIENCE**  
2L

**HOMETOWN**  
Aliso Viejo, Calif.

**HIGH SCHOOL**  
JSerra Catholic

### 2019 – SOPHOMORE YEAR

Made 14 appearances and 10 starts in a breakout sophomore season ... posted a 4-2 record with a team-best 2.75 ERA ... ranked third on the team in innings (68.2) and strikeouts (59) ... started the year in the bullpen but entered the starting rotation in week three ... pitched 4.2 scoreless innings and struck out four batters while earning the win in his season debut vs. Georgia Southern (Feb. 17) ... allowed one unearned run and struck out eight batters in 4.1 innings of relief at UCF (Feb. 23) ... made his first career start on the weekend and turned in 7.0 scoreless innings with 10 strikeouts vs. Cincinnati (Mar. 2) ... turned in a complete-game shutout with seven strikeouts the following weekend vs. UTSA (Mar. 9) ... was named the SEC Pitcher of the Week for his effort ... allowed one run on two hits in 4.0 innings vs. Tennessee (Mar. 16) ... didn't issue a walk in four straight appearances and struck out 29 during the span ... didn't allow an earned run in a record 28.2 innings dating back to 2018 ... missed four weekends with an injury before making a pair of relief appearances vs. Ole Miss (Apr. 20) and at Vanderbilt (Apr. 27) ... returned to the starting rotation and improved to 4-0 by allowing one run in 5.0 innings vs. Alabama (May 3) ... pitched 7.0 innings and struck out six batters at LSU (May 17) ... allowed one run and struck out five in 5.2 innings in the SEC Tournament vs. LSU (May 23) ... earned the start in the regional opener vs. Coastal Carolina (May 31) ... also earned the start and turned in 5.0 innings in the Chapel Hill Super Regional opener (Jun. 8) ... allowed one run in 5.0 innings in the College World Series vs. Mississippi State (Jun. 16) ... was drafted by the St. Louis Cardinals in the 21st round of the MLB Draft but elected to return to school for his junior season ... named to the Spring SEC Academic Honor Roll.

### 2018 - FRESHMAN YEAR

Made 14 appearances with seven starts ... turned in a 2-2 record and 5.97 ERA ... struck out 35 batters in 34.2 innings pitched ... made his collegiate debut in the second game of the season vs. Longwood (Feb. 17) ... picked up his first collegiate save after throwing 3.0 scoreless innings vs. BYU (Mar. 3) ... also turned in 3.0 scoreless innings and struck out five batters en route to picking up his second straight save vs. Georgia Tech (Mar. 13) ... made his first collegiate start a week later at Georgia Tech (Mar. 20) ... earned his first win after throwing 4.0 scoreless innings and striking out four in the Capital City Classic vs. Alabama (Mar. 27) ... turned in a scoreless inning of relief in his SEC debut vs. Missouri (Apr. 1) ... pitched a season-high 5.1 innings and struck out five while earning the win vs. Samford (Apr. 24) ... struck out a season-high six batters in back-to-back midweek starts vs. South Alabama (Feb. 24) and Troy (May 15) ... turned in a scoreless inning of relief at Ole Miss (May 11) ... started the SEC Tournament opener vs. Kentucky (May 22) ... turned in a 3.12 ERA in his last five trips to the bump.

### OWEN AT A GLANCE

#### CAREER RECORD


at Plainsman Park.....	5-1
On Road/Neutral.....	1-3
vs. SEC.....	2-2
vs. SEC West.....	2-1
vs. SEC East.....	0-1

#### CAREER HIGHS

Innings.....	9.0, vs. UTSA (3/9/19)
Hits.....	9, at Georgia Tech (3/20/18)
Runs.....	6, two times
Earned Runs.....	6, two times
Walks.....	3, three times
Strikeouts.....	10, vs. Cincinnati (3/2/19)
Pitches.....	102, vs. LSU (5/23/19)







JACK OWEN'S CAREER APPEARANCES

\*-Starter

2018 - FRESHMAN YEAR

Date	Opp (Res.)	DEC	QS	IP	H	R	ER	BB	SO	HR	ERA	NP
2/17	LONGWOOD (W, 25-1)	-	-	1.0	1	1	1	2	1	0	9.00	29
3/3	BYU (W, 21-4)	-	-	3.0	2	0	0	0	1	0	2.25	33
3/13	GEORGIA TECH (W, 12-7)	-	-	3.0	2	0	0	1	5	0	1.29	45
3/20	*at Georgia Tech (L, 4-6)	L	-	3.1	9	6	6	2	3	1	6.10	56
3/27	*vs Alabama (W, 5-2)	W	-	4.0	1	0	0	2	4	0	4.40	73
4/1	#24 MISSOURI (L, 0-5)	-	-	1.0	1	0	0	0	1	0	4.11	18
4/3	ALABAMA A&M (W, 19-5)	-	-	1.0	4	2	2	0	1	1	4.96	26
4/7	at #5 Arkansas (L, 2-13)	-	-	0.0	1	4	4	3	0	0	7.16	20
4/10	*at Samford (L, 3-12)	L	-	1.0	5	4	4	0	0	1	8.83	23
4/24	*SAMFORD (W, 7-2)	W	-	5.1	6	2	2	0	5	0	7.54	77
5/8	*SOUTH ALABAMA (W, 10-4)	-	-	4.0	3	3	2	1	6	0	7.09	66
5/11	at Ole Miss (L, 3-8)	-	-	1.0	1	0	0	0	1	0	6.83	10
5/15	*at Troy (L, 5-9)	-	-	4.1	5	1	1	2	6	0	6.19	93
5/22	*vs. Kentucky (W, 4-3)	-	-	2.2	2	1	1	3	1	1	5.97	43

2019 - SOPHOMORE YEAR

Date	Opp (Res.)	DEC	QS	IP	H	R	ER	BB	SO	HR	ERA	NP
2/17	GEORGIA SOUTHERN (W, 4-3)	W	-	4.2	4	0	0	2	0	0	0.00	67
2/23	at UCF (L, 1-6)	-	-	4.1	3	1	0	0	8	0	0.00	70
3/2	*CINCINNATI (W, 5-0)	W	X	7.0	3	0	0	0	10	0	0.00	88
3/9	*UTSA (W, 5-0)	W	X	9.0	4	0	0	0	7	0	0.00	98
3/16	*TENNESSEE (W, 5-2)	-	-	4.0	2	1	1	0	4	1	0.31	55
4/20	OLE MISS (W, 6-5)	-	-	2.1	0	0	0	1	1	0	0.29	29
4/27	at Vanderbilt (L, 5-9)	-	-	2.1	3	1	1	1	3	0	0.53	43
5/3	*ALABAMA (W 5-1)	W	-	5.0	5	1	1	2	0	0	0.70	63
5/10	*GEORGIA (L, 2-11)	L	-	3.2	7	6	6	1	3	1	1.91	65
5/17	*at LSU (L, 1-5)	L	-	7.0	8	4	4	1	6	0	2.37	97
5/23	*vs. LSU (L, 3-4)	-	-	5.2	5	1	1	1	5	0	2.29	102
5/31	*vs. Coastal Carolina (W, 16-7)	-	-	3.2	6	2	2	1	4	1	2.45	86
6/8	*at North Carolina (W, 11-7)	-	-	5.0	8	4	4	1	3	0	2.83	77
6/16	*vs. Mississippi State (L, 4-5)	-	-	5.0	6	1	1	3	1	0	2.75	88

HIGH SCHOOL

Played for Brett Kay at JSerra Catholic High School in San Juan Capistrano, Calif. ... appeared in 26 games and made 16 starts during his freshman and sophomore seasons ... posted a 17-1 record over the two seasons and registered ERAs of 1.81 and 1.84 ... struck out 94 batters in 100 innings pitched ... Second Team All-State as a sophomore ... two-time First Team All-Trinity ... 2015 Perfect Game Pitcher of the Year ... 2015 Perfect Game Underclass National Championship Most Valuable Pitcher ... posted a 4-0 record with one save and a 0.00 ERA in the event ... second team Louisville Slugger High School All-American 2016 ... 2016 Underclass 2nd team All-American ... 2017 West Coast League Pitcher of the Year and Summer Collegiate Second Team All-American ... rated the No. 2 left-handed pitcher in California and a top-200 player nationally ... member of the Academic Honor Roll from 2013-17.

PERSONAL

Son of Robert and Lauren Owen ... has three siblings, Charlotte, Molly and Harry ... born May 26, 1998 in Miami, Fla.

ALL GAMES

Year	ERA	W	L	App	GS	CG	SHO	CBO	SV	IP	H	R	ER	BB	SO	2B	3B	HR	BF	B/Avg	WP	HBP	BK	SFA	SHA
2018	5.97	2	2	14	7	0	0	0	2	34.2	43	24	23	16	35	5	0	4	161	.312	4	5	0	0	2
2019	2.75	4	2	14	10	1	1	1	0	68.2	64	22	21	14	-59	9	0	3	279	.247	3	2	0	1	3
<b>TOTAL</b>	<b>3.83</b>	<b>6</b>	<b>4</b>	<b>28</b>	<b>17</b>	<b>1</b>	<b>1</b>	<b>1</b>	<b>2</b>	<b>103.1</b>	<b>107</b>	<b>46</b>	<b>44</b>	<b>30</b>	<b>94</b>	<b>14</b>	<b>0</b>	<b>7</b>	<b>440</b>	<b>.270</b>	<b>7</b>	<b>7</b>	<b>0</b>	<b>1</b>	<b>5</b>

SEC GAMES ONLY

Year	ERA	W	L	App	GS	CG	SHO	CBO	SV	IP	H	R	ER	BB	SO	2B	3B	HR	BF	B/Avg	WP	HBP	BK	SFA	SHA
2018	18.00	0	0	3	0	0	0	0	0	2.0	3	4	4	3	2	0	0	0	11	.375	0	0	0	0	0
2019	4.81	1	2	6	4	0	0	0	0	24.1	25	13	13	6	17	3	0	2	103	.266	1	2	0	1	0
<b>TOTAL</b>	<b>5.81</b>	<b>1</b>	<b>2</b>	<b>9</b>	<b>4</b>	<b>0</b>	<b>0</b>	<b>0</b>	<b>0</b>	<b>26.1</b>	<b>28</b>	<b>17</b>	<b>17</b>	<b>9</b>	<b>19</b>	<b>3</b>	<b>0</b>	<b>2</b>	<b>114</b>	<b>.275</b>	<b>1</b>	<b>2</b>	<b>0</b>	<b>1</b>	<b>0</b>



# MATT SCHEFFLER



**POSITION**  
Catcher

**CLASS**  
Senior

**BATS / THROWS**  
R/R

**HEIGHT - WEIGHT**  
6-2 - 190

**EXPERIENCE**  
1L

**PREVIOUS SCHOOL**  
Pierce

**HOMETOWN**  
Kirkland, Wash.

**HIGH SCHOOL**  
Lake Washington

### 2019 – JUNIOR YEAR

Played in 61 games and earned 59 starts behind the plate in his first season ... hit .260 overall and fourth on the team with a .264 average in league games ... turned in a .989 fielding percentage behind the plate ... threw out 11 would-be base stealers ... tied for the team lead with a 10-game hitting streak from Apr. 18 – May 7 ... went 1-for-3 with a walk, stolen base, run and RBI in the season opener and his Auburn debut vs. Georgia Southern (Feb. 15) ... turned in a season-high three hits and scored a pair of runs in the series finale at UCF (Feb. 24) ... went 4-for-4 with three runs and a RBI in two games vs. UTSA (Mar. 8-9), hitting his first home run in the later game ... collected a pair of hits in back-to-back games vs. Ole Miss (Apr. 20) and at Vanderbilt (Apr. 25) ... also drove in a pair of runs in the series opener against the Commodores ... went 2-for-2 with a run, double and RBI vs. UAB (May 7) ... recorded a hit in a team-high 14 straight SEC games and reaches base in 19 straight conference contests entering the Georgia series ... drove in a season-high three runs and collected a pair of hits in the series finale against the Bulldogs (May 11) ... hit a game-tying, two-run home run with two outs in the ninth inning in the regular season finale at LSU (May 18) ... collected a hit and scored a run in two SEC Tournament games ... drove in a pair of runs to cap off a 13-run first inning in the decisive game three of the Chapel Hill Super Regional (Jun. 10) ... went 2-for-4 with a double in the College World Series vs. Louisville (Jun. 19) ... named to the SEC First-Year Academic Honor Roll.

### JUNIOR COLLEGE

Played two seasons for Kevin Davis at Pierce Community College ... hit .369 with 12 doubles, two triples, one home run and 22 RBI as a sophomore ... was named the Tacoma Athletic Commission Player of the Year and Second Team All-NWAC ... turned in a .398 average with five doubles, one triple, two home runs and 15 RBI as a freshman ... two-time All-Region selection ... turned in 24 assists and made two

errors behind the plate as a sophomore.

### HIGH SCHOOL

Played for Derek Bingham at Lake Washington High School ... hit .400 with 12 doubles and 18 RBI in 25 games as a senior ... set the school record for doubles in a single-season ... led his team to its first state championship in school history ... earned all-league and all-state honors his senior season.

### PERSONAL

Son of Mike and Jodi Scheffler ... has two brothers, Tom and Joe Scheffler ... pair of cousins, Steve and Tony Scheffler, played professionally for the Seattle Super Sonic and Denver Broncos/Detroit Lions, respectively ... enrolled in College of Liberal Arts.

CAREER HIGHS	
At Bats:	6, at Mississippi State (3/24/19)
Runs:	2, four times
Hits:	3, at UCF (2/24/19)
RBI:	3, vs. Georgia (5/11/19)
Doubles:	1, 12 times
Triples:	None
HR:	1, two times
Hit Streak:	10 (2019)
Reach Base:	13 (2019)

MULTI-HIT GAMES	
Year	2 3 4 5+ Total
2019	12 1 -- -- 13
<b>Totals</b>	<b>12 1 -- -- 13</b>

MULTI-RBI GAMES	
Year	2 3 4 5+ Total
2019	3 1 -- -- 4
<b>Totals</b>	<b>3 1 -- -- 4</b>



ALL GAMES																									
Year	Avg	GP	GS	AB	R	H	2B	3B	HR	RBI	TB	SLG%	BB	HBP	SO	GDP	OB%	SF	SH	SB	ATT	PO	A	E	FLD%
2019	.260	61	59	219	30	57	12	0	2	28	75	.342	17	7	26	3	.331	2	4	5	6	493	51	6	.989

SEC GAMES ONLY																									
Year	Avg	GP	GS	AB	R	H	2B	3B	HR	RBI	TB	SLG%	BB	HBP	SO	GDP	OB%	SF	SH	SB	ATT	PO	A	E	FLD%
2019	.264	29	29	106	15	28	6	0	1	16	37	.349	7	3	10	0	.325	1	2	1	2	221	22	4	.984







# CARSON SKIPPER



**POSITION**  
Left-Handed Pitcher

**CLASS**  
Sophomore

**BATS / THROWS**  
L/L

**HEIGHT - WEIGHT**  
6-3 - 210

**EXPERIENCE**  
1L

**HOMETOWN**  
Trussville, Ala.

**HIGH SCHOOL**  
Hewitt-Trussville

**2019 – FRESHMAN YEAR**

Made 17 appearances with eight starts in his first season on the Plains ... posted a 3-3 record with two saves and a 7.46 ERA ... made his Auburn debut and picked up the save by tossing the final 3.0 innings in the season opener vs. Georgia Southern (Feb. 15) ... earned the win in his first career start vs. Alabama A&M (Feb. 19), striking out a season-high eight in 4.0 innings ... threw 2.0 innings en route to the win in the series finale at UCF (Feb. 24) ... made his first career start on the weekend vs. Cincinnati (Mar. 2) ... did not allow a hit and struck out five batters over 2.1 innings en route to his second save of the season vs. UT Martin (Mar. 6) ... threw a season-high 4.2 scoreless innings and struck out five batters en route to the win vs. UTSA (Mar. 9) ... made his first career SEC start in the series finale vs. Tennessee (Mar. 17) ... turned in scoreless outings in relief vs. Arkansas (Apr. 5) and at Jacksonville State (Apr. 23) ... earned two more midweek starts at Georgia Tech (Apr. 16) and vs. UAB (May 7).

**HIGH SCHOOL**

Played at Hewitt-Trussville (Ala.) High School for coach Jeff Mauldin ... rated the No. 7 left-handed pitcher and No. 28 overall player in the state by Perfect Game ... also tabbed the No. 90 southpaw nationally ... posted a 9-3 record with a 1.50 ERA as a senior ... struck out 133 batters in 88.2 innings ... hit .406 with 16 doubles, eight triples, four homers, and 49 RBI ... posted an 8-1 record with a 1.31 ERA and 91 strikeouts as a junior ... his 11 wins on the mound as a sophomore are a school record ... led Hewitt-Trussville to its first AHSAA State Championship in 2016 and earned Tournament MVP honors ... three-time ASWA 7A First Team All-State honoree ... named the 2018 All-Birmingham Player of the Year by AL.com and also made AL.com's 2018 Super All-State Team ... 2018 Rawlings-Perfect Game Honorable Mention All-American ... 2016 and 2017 Underclass High Honorable Mention.

**PERSONAL**

Son of Scott and Tammy Skipper ... has one sister, Katelyn, who also attends Auburn ... his father, grandfather and great-grandfather were all collegiate athletes ... great-grandfather, William

Henry Cuppett, played professional baseball for the Buffalo Bisons ... enrolled in College of Business.



CAREER RECORD		OWEN AT A GLANCE	
at Plainsman Park.....	2-2		
On Road/Neutral.....	1-1		
vs. SEC.....	0-2		
vs. SEC West.....	0-2		
vs. SEC East.....	0-0		
CAREER HIGHS			
Innings.....	4.2, vs. UTSA (3/9/19)		
Hits.....	5, four times		
Runs.....	5, two times		
Earned Runs.....	5, vs. Arkansas (4/5/19)		
Walks.....	4, at Georgia Tech (4/16/19)		
Strikeouts.....	8, vs. Alabama A&M (2/19/19)		
Pitches.....	78, vs. Arkansas (4/5/19)		

**CARSON SKIPPER'S CAREER APPEARANCES**


2019 - FRESHMAN YEAR		CAREER APPEARANCES																	
Date	Opp (Res.)	DEC	QS	IP	H	R	ER	BB	SO	HR	ERA	NP							
2/15	GEORGIA SOUTHERN (W, 11-2)	-	-	3.0	3	0	0	1	1	0	0.00	48							
2/19	*ALABAMA A&M (W, 10-1)	W	-	4.0	2	1	0	0	8	0	0.00	67							
2/24	at UCF (W, 13-9)	W	-	2.0	3	3	3	3	1	1	3.00	58							
3/2	*CINCINNATI (W, 9-5)	-	-	3.0	5	4	3	0	4	1	4.50	59							
3/6	UT MARTIN (W, 2-0)	-	-	2.1	0	0	0	0	5	0	3.77	31							
3/9	*UTSA (W, 8-3)	W	-	4.2	5	0	0	0	5	0	2.84	70							
3/17	*TENNESSEE (W, 5-3)	-	-	3.0	3	2	1	1	1	0	2.86	46							
3/23	*at Mississippi State (L, 2-15)	L	-	0.2	5	5	4	2	1	0	4.37	35							
3/24	at Mississippi State (L, 15-20)	-	-	0.1	2	3	3	1	0	1	5.48	9							
3/31	*at South Carolina (W, 7-5)	-	-	1.0	4	3	3	2	1	0	6.38	43							
4/5	ARKANSAS (W, 6-3)	-	-	0.2	1	0	0	0	1	0	6.20	8							
4/5	ARKANSAS (L, 6-9)	L	-	3.0	3	5	5	3	3	2	7.16	78							
4/9	JACKSONVILLE STATE (L, 6-11)	-	-	0.0	0	0	0	2	0	0	7.16	10							
4/16	*at Georgia Tech (L, 6-11)	-	-	2.2	1	1	1	4	3	0	6.82	53							
4/23	at Jacksonville State (W, 14-2)	-	-	1.0	0	0	0	1	0	0	6.61	17							
4/25	at Vanderbilt (L, 6-12)	-	-	1.1	3	2	2	3	1	0	6.89	43							
5/7	*UAB (L, 4-6)	L	-	2.1	5	4	4	0	3	0	7.46	48							

**ALL GAMES**

Year	ERA	W	L	App	GS	CG	SHO	CBO	SV	IP	H	R	ER	BB	SO	2B	3B	HR	BF	B/Avg	WP	HBP	BK	SFA	SHA
2019	7.46	3	3	17	8	0	0	1	2	35.0	45	33	29	23	38	7	3	5	147	.306	2	2	1	0	1

**SEC GAMES ONLY**

Year	ERA	W	L	App	GS	CG	SHO	CBO	SV	IP	H	R	ER	BB	SO	2B	3B	HR	BF	B/Avg	WP	HBP	BK	SFA	SHA
2019	16.20	0	2	7	3	0	0	0	0	10.0	21	20	18	12	8	4	2	3	51	.412	1	0	1	0	0



# GARRETT WADE



**POSITION**  
Left-Handed Pitcher

**CLASS**  
Sophomore

**BATS / THROWS**  
L/L

**HEIGHT - WEIGHT**  
6-2 - 205

**EXPERIENCE**  
1L

**HOMETOWN**  
Hartselle, Ala.

**HIGH SCHOOL**  
Hartselle

### 2019 - FRESHMAN YEAR

Made 15 appearances and seven starts in his first season ... posted a 3-0 record with a 4.86 ERA ... struck out 41 batters in 33.1 innings pitched ... made his Auburn debut and recorded a strikeout vs. Georgia Southern (Feb. 16) ... pitched 4.0 scoreless innings with four strikeouts and earned his first career win vs. Alabama A&M (Feb. 20) ... made his first career start and earned the win after throwing 5.0 scoreless and striking out a season-high eight batters vs. UT Martin (Mar. 6) ... picked up his third straight win and struck out eight batters while allowing one run in 5.0 innings at South Alabama (Mar. 12) ... made a start vs. Alabama in the Capital City Classic (Mar. 26) ... turned in a scoreless inning of relief with a pair of strikeouts vs. Arkansas (Apr. 5) ... made his first start in SEC play vs. Ole Miss (Apr. 18) ... made a pair of appearances and allowed one run in 1.2 innings at Vanderbilt (Apr. 26-27) ... pitched 1.2 scoreless innings and struck out three batters vs. Alabama (May 4) ... pitched a perfect inning with a strikeout vs. UAB (May 7) ... named to the SEC First-Year Academic Honor Roll.

### HIGH SCHOOL

Played at Hartselle (Ala.) High School for coach William Booth ... ranked the No. 1 left-hander in Alabama and No. 7 lefty in the country by Perfect Game ... also tabbed the No. 2 overall player in the state and No. 71 player in the nation ... was named a 2017 Under Armour All-American and got an inning of action in the game played at Wrigley Field last summer ... 2018 Rawlings-Perfect Game 2nd Team All-American ... named the 2018 Gatorade Player of the Year in Alabama ... MaxPreps 2nd Team All-American ... went 7-2 on the mound with a 0.90 ERA and struck out 103 batters in 54.2 innings ... hit .391 with nine doubles, two homers and 27 RBI while reaching base at a .485 clip ... named the 2018 All-Huntsville Player of the Year by AL.com and made AL.com's 2018 Super All-State Team ... 2018 ASWA 6A First Team All-State ... drafted in the 38th round by the Tampa Bay Rays.

### PERSONAL

Son of Michael and Kelly Wade ... has two siblings, Jordan and Brody ... enrolled in College of Education.

### OWEN AT A GLANCE

#### CAREER RECORD

at Plainsman Park.....	2-0
On Road/Neutral.....	1-0
vs. SEC.....	0-0
vs. SEC West.....	0-0
vs. SEC East.....	0-0

#### CAREER HIGHS

Innings.....	5.0, two times
Hits.....	6, vs. Jacksonville State (4/9/19)
Runs.....	5, vs. Jacksonville State (4/9/19)
Earned Runs.....	5, vs. Jacksonville State (4/9/19)
Walks.....	5, vs. Alabama (3/26/19)
Strikeouts.....	8, two times
Pitches.....	91, at South Alabama (3/12/19)



### GARRETT WADE'S CAREER APPEARANCES

#### 2019 - FRESHMAN YEAR

Date	Opp (Res.)	DEC	QS	IP	H	R	ER	BB	SO	HR	ERA	NP
2/16	GEORGIA SOUTHERN (L, 5-7)	-	-	0.0	0	0	0	1	0	0.00	4	
2/20	ALABAMA A&M (W, 10-2)	W	-	4.0	3	0	0	1	4	0	0.00	61
3/6	*UT MARTIN (W, 2-0)	W	-	5.0	1	0	0	2	8	0	0.00	72
3/12	*at South Alabama (W, 6-2)	W	-	5.0	2	1	1	4	8	1	0.64	91
3/19	*at UAB (W, 13-5)	-	-	1.2	3	4	3	4	2	0	2.30	40
3/24	at Mississippi State (L, 15-20)	-	-	0.0	1	2	2	1	0	0	3.45	8
3/26	*vs. Alabama (L, 3-6)	-	-	3.2	4	3	2	5	4	0	3.72	69
4/2	*GEORGIA TECH (L, 3-9)	-	-	3.0	5	3	3	3	3	0	4.43	60
4/5	ARKANSAS (L, 6-9)	-	-	1.0	1	0	0	1	2	0	4.24	17
4/9	*JACKSONVILLE STATE (L, 6-11)	-	-	3.0	6	5	5	3	2	0	5.47	66
4/18	*OLE MISS (W, 7-4)	-	-	2.2	5	4	1	1	2	0	5.28	63
4/26	at Vanderbilt (L, 2-5)	-	-	0.1	0	0	0	0	0	0	5.22	1
4/27	at Vanderbilt (L, 5-9)	-	-	1.1	2	1	1	0	1	0	5.28	19
5/4	ALABAMA (L, 6-7)	-	-	1.2	0	0	0	2	3	0	5.01	31
5/7	UAB (L, 4-6)	-	-	1.0	0	0	0	0	1	0	4.86	15

### ALL GAMES

Year	ERA	W	L	App	GS	CG	SHO	CBO	SV	IP	H	R	ER	BB	SO	2B	3B	HR	BF	B/Avg	WP	HBP	BK	SFA	SHA
2019	4.86	3	0	15	7	0	0	1	0	33.1	33	23	18	27	41	5	0	1	127	.260	5	2	1	1	3

### SEC GAMES ONLY

Year	ERA	W	L	App	GS	CG	SHO	CBO	SV	IP	H	R	ER	BB	SO	2B	3B	HR	BF	B/Avg	WP	HBP	BK	SFA	SHA
2019	5.14	0	0	6	1	0	0	0	0	7.0	9	7	4	5	8	2	0	0	30	.300	1	1	0	1	0







# JUDD WARD



**POSITION**  
Outfielder

**CLASS**  
Junior

**BATS / THROWS**  
L/R

**HEIGHT - WEIGHT**  
6-1 - 195

**EXPERIENCE**  
2L

**HOMETOWN**  
Russellville, Ala.

**HIGH SCHOOL**  
Russellville

**2019 – SOPHOMORE YEAR**

Played in all 66 games and earned 65 starts, primarily in left field ... led the SEC with nine outfield assists, the most by an Auburn player since 2005 ... ranked second on the team with a .286 average in SEC play ... turned in career highs in every offensive category including batting average (.272), runs (42), hits (70), doubles (12), triples (two), home runs (five), RBI (34), walks (37), total bases (101), slugging percentage (.393), on-base percentage (.377) and stolen bases (five) ... ranked in the top five on the team in each category except RBI ... turned in 20 multiple-hit games, including seven career-high-matching three-hit efforts ... went on a season-high seven game hitting streak from Mar. 19-30 and reached base in 18 straight games from Apr. 16 – May 17 ... collected his first three-hit game in the second game of the season vs. Georgia Southern (Feb. 16) ... hit the first home run of his career vs. Alabama A&M (Feb. 20) ... reached base four times, scored a pair of runs and drove in three in the series finale at UCF (Feb. 24) ... threw out his third runner of the season to keep Auburn's deficit at one before the team scored the game-tying and go-ahead run in its next at-bat vs. Tennessee (Mar. 17) ... hit his second home run and drove in a career-high four runs in the series finale at Mississippi State (Mar. 24) ... matched a season-high with three hits vs. Arkansas (Apr. 5), starting

a stretch of eight multi-hit games in 16 contests ... turned in a pair of three-hit efforts and went 7-for-13 with three runs, two doubles and two RBI at Vanderbilt (Apr. 25-27) ... homered in the series opener vs. Georgia (May 10) ... went 5-for-13

with a double, home run and four RBI in three games at the SEC Tournament ... broke a 2-2 tie with a RBI bunt single and later hit a two-run home run to extend the advantage in the opening round of the conference tournament vs. Tennessee (May 21) ... was named to the Atlanta Regional All-Tournament Team after going 5-for-12 with two runs, a double and a RBI ... opened the NCAA Tournament by going 3-for-5 with a walk, two runs and a RBI vs. Coastal Carolina (May 31) ... turned in his final three-hit game and hit a three-run home run in the team's 13-run first inning of the winner-take-all game three at the Chapel Hill Super Regional (Jun. 10).

**2018 - FRESHMAN YEAR**

Made 21 starts and played in 37 games during his freshman campaign ... hit .250 with nine runs scored and eight RBI ... made 12 starts and saw action in 18 of 30 SEC games ... came off the bench and went 2-for-2 with two RBI at Georgia Tech (Mar. 20) ... drove in a run in a come-from-behind win at Kentucky (Mar. 25) ... went 2-for-4 with a run, double, triple and RBI in comeback win vs. Mississippi State (Apr. 15) ... went 2-for-5 with a RBI in the series opener at Alabama (Apr. 20) ... matched a season high with two RBI at Troy (May 15) ... went 1-for-3 in the Gainesville Super Regional opener vs. Florida (June 9) ... made a diving catch on the left-field line to preserve a tie game vs. Florida in the decisive third game.

**CAREER HIGHS**

At Bats:	.....	7, vs. Arkansas (4/5/19)
Runs:	.....	3, at Jacksonville State (4/23/19)
Hits:	.....	3, seven times
RBI:	.....	4, at Mississippi State (3/24/19)
Doubles:	.....	2, at Vanderbilt (4/25/19)
Triples:	.....	1, three times
HR:	.....	1, five times
Hit Streak:	.....	7 (2019)
Reach Base:	.....	18 (2019)

**MULTI-HIT GAMES**

Year	2	3	4	5+	Total
2018	5	-	-	-	5
2019	13	7	-	-	20
<b>Totals</b>	<b>18</b>	<b>7</b>	<b>--</b>	<b>--</b>	<b>25</b>

**MULTI-RBI GAMES**

Year	2	3	4	5+	Total
2018	2	-	-	-	2
2019	3	3	1	-	7
<b>Totals</b>	<b>5</b>	<b>3</b>	<b>1</b>	<b>--</b>	<b>9</b>






**HIGH SCHOOL**

Was a three-time 5A state champion for Chris Heaps at Russellville High School ... turned in a .468 career average and totaled 11 home runs with 114 RBI ... stole 81 bases and scored 189 runs in 144 games ... rated the 11th best player and fifth best outfielder in Alabama ... three-time First Team All-State performer ... turned in a career-best year as a sophomore, hitting .511 with five home runs and 49 RBI ... named the 2016 5A Player of the Year and Times Daily Hitter of the Year after collecting 80 hits — 30 for extra bases — and driving in 41 runs while turning in a .488 average ... earned 2017 Collegiate Baseball First Team All-American honors after hitting .407 with four home runs as a senior ... also named a MaxPreps All-American ... played basketball.

**PERSONAL**

Son of David and Tracy Ward ... has three siblings, Channing Wright and Jake and Jaret Ward ... Exercise Science major ... his dad, David, and brother, Jake, played baseball at North Alabama.

**ALL GAMES**

Year	Avg	GP	GS	AB	R	H	2B	3B	HR	RBI	TB	SLG%	BB	HBP	SO	GDP	OB%	SF	SH	SB	ATT	PO	A	E	FLD%
2018	.250	37	21	84	9	21	2	1	0	8	25	.298	9	3	20	0	.344	0	1	0	2	53	2	1	.982
2019	.272	66	65	257	42	70	12	2	5	34	101	.393	37	7	61	2	.377	1	6	5	7	132	9	5	.966
<b>TOTAL</b>	<b>.267</b>	<b>103</b>	<b>86</b>	<b>341</b>	<b>51</b>	<b>91</b>	<b>14</b>	<b>3</b>	<b>5</b>	<b>42</b>	<b>126</b>	<b>.370</b>	<b>46</b>	<b>10</b>	<b>81</b>	<b>2</b>	<b>.369</b>	<b>1</b>	<b>7</b>	<b>5</b>	<b>9</b>	<b>185</b>	<b>11</b>	<b>6</b>	<b>.970</b>

**SEC GAMES ONLY**

Year	Avg	GP	GS	AB	R	H	2B	3B	HR	RBI	TB	SLG%	BB	HBP	SO	GDP	OB%	SF	SH	SB	ATT	PO	A	E	FLD%
2018	.195	18	12	41	5	8	1	1	0	3	11	.268	7	1	7	0	.327	0	1	0	1	37	1	0	1.000
2019	.286	30	30	119	15	34	7	0	2	14	47	.395	13	2	27	0	.366	0	4	1	1	72	5	3	.963
<b>TOTAL</b>	<b>.263</b>	<b>48</b>	<b>42</b>	<b>160</b>	<b>20</b>	<b>42</b>	<b>8</b>	<b>1</b>	<b>2</b>	<b>17</b>	<b>58</b>	<b>.363</b>	<b>20</b>	<b>3</b>	<b>34</b>	<b>0</b>	<b>.355</b>	<b>0</b>	<b>5</b>	<b>1</b>	<b>2</b>	<b>109</b>	<b>6</b>	<b>3</b>	<b>.975</b>







# RYAN WATSON

# 37

**POSITION**  
Right-Handed Pitcher

**CLASS**  
Senior

**BATS / THROWS**  
R/R

**HEIGHT - WEIGHT**  
6-5 - 215

**EXPERIENCE**  
3L

**HOMETOWN**  
Auburn, Ala.

**HIGH SCHOOL**  
Auburn

**2019 – JUNIOR YEAR**

Ranked tied for third on the team and set a new career high with 24 appearances, including one start ... posted a 1-1 record with a 4.87 ERA ... turned in career highs in innings (40.2) and strikeouts (41) ... matched a career high with 3.1 innings in his season debut vs. Georgia Southern (Feb. 16) ... turned in a scoreless inning with a strikeout vs. Alabama A&M (Feb. 20) and in his first appearance of SEC play vs. Tennessee (Mar. 17) ... struck out four batters in back-to-back scoreless outings of 2.0+ innings at South Carolina (Mar. 30) and vs. Arkansas (Apr. 5) ... made a pair of scoreless appearances at Texas A&M (Apr. 13-14) ... earned his lone start of the season and matched a career high with five strikeouts in 3.1 innings ... turned in a scoreless inning of relief at Vanderbilt (Apr. 27) ... tossed 1.1 scoreless and hitless innings vs. UAB (May 7) ... earned the win after tossing 1.1 scoreless innings in the regular season finale at LSU (May 18) ... pitched 2.2 innings and matched a career high with five strikeouts in the regional opener vs. Coastal Carolina (May 31) ... pitched 2.2 scoreless innings the middle game of the Chapel Hill Super Regional (Jun. 9) ... tossed 1.2 scoreless innings with a pair of strikeouts in the College World Series vs. Louisville (Jun. 19).

**2018 - SOPHOMORE YEAR**

Saw action in seven games and made two starts on the mound ... posted a 4.76 ERA ... made his season debut and pitched a scoreless inning with a strikeout vs. Longwood (Feb. 17) ... drew his first start and went 3.1 innings with two strikeouts vs. Georgia State (Feb. 20) ... made another midweek start and matched his innings total with 3.1 vs.

Memphis (Mar. 14) ... threw 1.2 innings of hitless relief and struck out a season-high three batters at Georgia Tech (Mar. 20) ... also got an inning of action at Kentucky (Mar. 25) and vs. Alabama A&M (Apr. 3).

**2017 - FRESHMAN YEAR**

Was the Tigers' most-used freshman arm as he made 22 appearances and two starts on the mound ... posted a 1-1 record with a 5.17 ERA ... struck out 22 batters in 31.1 innings pitched ... allowed six earned runs in his first 19.1 innings (2.79 ERA) ... made his Auburn debut vs. George Washington (2/18) ... earned his first collegiate win in 1.1 innings pitched vs. Presbyterian (3/11) ... came out of the bullpen to toss 2.2 innings in a blowout win vs. Florida (3/17) ...

**WATSON AT A GLANCE**

**CAREER RECORD**

at Plainsman Park.....	2-0
On Road / Neutral Site.....	0-1
vs. SEC.....	0-0
vs. SEC West.....	0-0
vs. SEC East.....	0-0

**CAREER HIGHS**

Innings.....	3.1, four times
Hits.....	5, two times
Runs.....	5, at Mississippi State (3/23/19)
Earned Runs.....	5, at Mississippi State (3/23/19)
Walks.....	3, two times
Strikeouts.....	5, two times
Pitches.....	60, vs. Memphis (3/14/18)



**ALL GAMES**

Year	ERA	W	L	App	GS	CG	SHO	CBO	SV	IP	H	R	ER	BB	SO	2B	3B	HR	BF	B/Avg	WP	HBP	BK	SFA	SHA
2017	5.17	1	1	22	2	0	0	2	0	31.1	39	21	18	11	22	8	3	1	131	.298	4	1	0	2	0
2018	4.76	0	0	7	2	0	0	0	0	11.1	13	6	6	5	9	5	0	0	50	.310	1	1	0	1	1
2019	4.87	1	1	24	1	0	0	1	0	40.2	44	24	22	18	41	8	0	2	182	.284	3	3	0	3	3
<b>Totals</b>	<b>4.97</b>	<b>2</b>	<b>2</b>	<b>53</b>	<b>5</b>	<b>0</b>	<b>0</b>	<b>3</b>	<b>0</b>	<b>83.1</b>	<b>96</b>	<b>51</b>	<b>46</b>	<b>34</b>	<b>72</b>	<b>21</b>	<b>3</b>	<b>3</b>	<b>377</b>	<b>.293</b>	<b>8</b>	<b>5</b>	<b>0</b>	<b>6</b>	<b>4</b>

**SEC GAMES ONLY**

Year	ERA	W	L	App	GS	CG	SHO	CBO	SV	IP	H	R	ER	BB	SO	2B	3B	HR	BF	B/Avg	WP	HBP	BK	SFA	SHA
2017	5.54	0	1	8	2	0	0	0	0	13.0	20	9	8	1	6	3	2	1	57	.351	2	1	0	2	0
2018	9.00	0	0	1	0	0	0	0	0	1.0	2	1	1	0	1	1	0	0	4	.500	0	0	0	0	0
2019	6.00	1	0	11	0	0	0	1	0	15.0	18	11	10	7	16	2	0	0	66	.316	0	0	0	1	1
<b>Totals</b>	<b>5.90</b>	<b>1</b>	<b>1</b>	<b>20</b>	<b>2</b>	<b>0</b>	<b>0</b>	<b>1</b>	<b>0</b>	<b>29.0</b>	<b>40</b>	<b>21</b>	<b>19</b>	<b>8</b>	<b>23</b>	<b>6</b>	<b>2</b>	<b>1</b>	<b>131</b>	<b>.339</b>	<b>2</b>	<b>1</b>	<b>0</b>	<b>3</b>	<b>1</b>



## RYAN WATSON'S CAREER APPEARANCES

\*-Starter

## 2017 - FRESHMAN YEAR

Date	Opp (Res.)	DEC	QS	IP	H	R	ER	BB	SO	HR	ERA	NP
2/18	GEORGE WASHINGTON (L, 5-9)	-	-	0.2	2	1	1	0	1	0	13.50	10
2/26	HOLY CROSS (W, 13-4)	-	-	1.0	0	0	0	0	2	0	5.40	15
3/3	LIPSCOMB (W, 8-0)	-	-	1.0	0	0	0	0	2	0	3.38	16
3/5	LIPSCOMB (L, 7-8)	-	-	1.1	1	0	0	1	2	0	2.25	29
3/10	PRESBYTERIAN (L, 8-11)	-	-	0.0	1	1	1	0	0	0	4.50	2
3/11	PRESBYTERIAN (W, 7-5)	W	-	1.1	1	2	0	2	1	0	3.38	37
3/14	UAB (W, 4-0)	-	-	2.0	0	0	0	0	2	0	2.45	23
3/17	#5 FLORIDA (W, 14-3)	-	-	2.2	2	1	1	0	2	0	2.70	28
3/21	at Georgia Tech (W, 7-4)	-	-	1.2	0	0	0	1	0	0	2.31	17
3/24	at Georgia (W, 2-1)	-	-	1.0	2	1	1	0	0	0	2.84	-
3/28	vs. Alabama (W, 4-3)	-	-	2.2	1	0	0	2	3	0	2.35	43
4/2	*#6 SOUTH CAROLINA (W, 6-5)	-	-	2.0	4	1	1	0	1	0	2.60	33
4/8	at Texas A&M (L, 3-6)	-	-	1.0	3	1	1	1	0	0	2.95	23
4/11	at Samford (W, 16-15)	-	-	1.0	1	0	0	1	1	0	2.79	21
4/15	at Tennessee (W, 8-1)	-	-	1.0	2	1	1	0	1	1	3.10	16
4/18	at Kennesaw State (W, 15-7)	-	-	1.0	2	2	2	1	1	0	3.80	20
4/23	*#16 ARKANSAS (W, 11-6)	-	-	3.0	5	2	2	0	0	0	4.07	43
5/7	ALABAMA (L, 9-11)	L	-	1.1	2	2	1	0	2	0	4.21	27
5/9	at UAB (L, 2-8)	-	-	0.2	4	3	3	0	0	0	5.13	16
5/20	OLE MISS (L, 4-8)	-	-	1.0	0	0	0	0	0	0	4.94	15
5/25	vs. #13 Arkansas (L, 0-12)	-	-	2.2	3	1	1	2	1	0	4.80	50
6/5	at #16 Florida State (L, 0-6)	-	-	1.1	3	2	2	0	0	0	5.17	23

## 2018 - SOPHOMORE YEAR

Date	Opp (Res.)	DEC	QS	IP	H	R	ER	BB	SO	HR	ERA	NP
2/17	LONGWOOD (W, 25-1)	-	-	1.0	0	0	0	0	1	0	0.00	13
2/20	*GEORGIA STATE (W, 3-2)	-	-	3.1	5	2	2	0	2	0	4.15	47
3/6	at UAB (W, 11-8)	-	-	0.0	1	0	0	1	0	0	4.15	5
3/14	*MEMPHIS (W, 5-4)	-	-	3.1	4	3	3	3	2	0	5.87	60
3/20	at Georgia Tech (L, 4-6)	-	-	1.2	0	0	0	1	3	0	4.82	25
3/25	at #8 Kentucky (L, 3-13)	-	-	1.0	2	1	1	0	1	0	5.23	24
4/3	ALABAMA A&M (W, 19-5)	-	-	1.0	1	0	0	0	0	0	4.76	12

## 2019 - JUNIOR YEAR

Date	Opp (Res.)	DEC	QS	IP	H	R	ER	BB	SO	HR	ERA	NP
2/16	GEORGIA SOUTHERN (L, 5-7)	L	-	3.1	2	2	2	0	2	1	5.40	44
2/20	ALABAMA A&M (W, 10-2)	-	-	1.0	0	0	0	0	1	0	4.15	12
2/23	at UCF (L, 1-6)	-	-	2.1	3	1	1	0	0	0	4.05	33
3/5	UT MARTIN (W, 15-9)	-	-	2.0	2	1	1	1	1	0	4.15	31
3/17	TENNESSEE (W, 5-3)	-	-	1.0	2	0	0	0	1	0	3.72	15
3/23	at Mississippi State (L, 2-15)	-	-	1.0	4	5	5	2	0	0	7.59	30
3/26	vs. Alabama (L, 3-6)	-	-	0.2	2	1	1	1	0	0	7.94	21
3/30	at South Carolina (L, 0-4)	-	-	2.1	1	0	0	0	4	0	6.59	43
4/5	ARKANSAS (L, 6-9)	-	-	2.2	1	0	0	0	4	0	5.51	43
4/9	JACKSONVILLE STATE (L, 6-11)	-	-	2.1	2	1	1	0	3	0	5.30	40
4/13	at Texas A&M (W, 7-0)	-	-	0.2	1	0	0	1	0	0	5.12	10
4/14	at Texas A&M (L, 1-4)	-	-	0.1	1	0	0	0	1	0	5.03	7
4/16	at Georgia Tech (L, 6-11)	-	-	1.2	4	2	2	3	3	0	5.48	45
4/23	*at Jacksonville State (W, 14-2)	-	-	3.1	4	1	1	2	5	1	5.11	54
4/27	at Vanderbilt (L, 5-9)	-	-	1.0	1	0	0	1	1	0	4.91	15
5/4	ALABAMA (L, 6-7)	-	-	1.0	2	2	2	0	1	0	5.40	16
5/5	ALABAMA (W, 17-7)	-	-	1.0	1	1	1	1	0	0	5.53	14
5/7	UAB (L, 4-6)	-	-	1.1	0	0	0	2	1	0	5.28	29
5/11	GEORGIA (L, 8-10)	-	-	2.2	3	3	2	2	3	0	5.40	47
5/18	at LSU (W, 5-4)	W	-	1.1	1	0	0	0	1	0	5.18	19
5/22	vs. Vanderbilt (L, 1-11)	-	-	0.2	1	2	1	0	0	0	5.35	12
5/31	vs. Coastal Carolina (W, 16-7)	-	-	2.2	3	2	2	1	5	0	5.45	50
6/9	at North Carolina (L, 0-2)	-	-	2.2	3	0	0	1	2	0	5.08	47
6/19	vs. Louisville (L, 3-5)	-	-	1.2	0	0	0	0	2	0	4.87	14



pitched 2.2 innings of relief and struck out a season-high three batters in a Capital City Classic win against Alabama (3/28) ... made his first collegiate start in a 6-5 win vs. South Carolina (4/2) ... made his second and final start of the season and pitched a season high 3.0 innings against Arkansas (4/23) ... pitched a scoreless innings of relief vs. Ole Miss (5/20) ... made an appearance in the NCAA Tournament vs. Florida State (6/5).

## HIGH SCHOOL

Played at Auburn High School for coach Matt Cimo ... helped team to Class 7A State Championship game as a senior ... posted a 5-1 record with a 1.98 ERA in 60 innings as a senior ... struck out 62 with only 22 walks ... posted a 1-1 record with a 2.17 ERA as a junior ... 2016 ASWA Second Team All-State ... selected by the Los Angeles Dodgers in the 39th round of the 2016 MLB Draft ... 2016 Rawlings/Perfect Game Honorable Mention All-American ... Southeast All-Region honoree ... 2015 Underclass Honorable Mention ... ranked No. 9 in the state of Alabama by Perfect Game ... No. 3 right-handed pitcher in Ala. ... No. 147 right-handed pitcher in the nation ... Perfect Game ranked him No. 366 nationally in 2017.

## PERSONAL

Son of Doug and D'Anne Watson ... has one sibling, Reese ... studying in the College of Business.







# STEVEN WILLIAMS

# 41

**POSITION**  
Outfielder

**CLASS**  
Junior

**BATS / THROWS**  
L/R

**HEIGHT - WEIGHT**  
6-3 - 216

**EXPERIENCE**  
2L

**HOMETOWN**  
Albany, Ga.

**HIGH SCHOOL**  
Deerfield-Windsor

**2019 – SOPHOMORE YEAR**

Played in 65 games and earned 64 starts in right field ... ranked tied for second on the team with nine home runs ... went 2-for-4 with two runs, a double and a RBI vs. Alabama A&M (Feb. 19) ... collected multiple hits in five straight games from Feb. 24 – Mar. 5, going 12-for-22 during the span ... started the streak by going 3-for-5 with two runs, a home run and three RBI in the series finale at UCF (Feb. 24) ... homered in his second straight game vs. Cincinnati (Mar. 1) ... turned in three more hits in the middle game (Mar. 2) and ultimately went 7-for-12 with five runs in the three games against the Bearcats, scoring a season-high three runs in the series finale (Mar. 3) ... hit a pair of home runs and drove in four in the series at Mississippi State (Mar. 22-24) ... collected multiple hits in back-to-back games at Texas A&M (Apr. 12-13) ... went 2-for-4 with two runs and a three-run home run in the series finale vs. Alabama (May 5), marking his first home run since Mar. 24 ... went 2-for-4 and drove in three runs with a triple and home run vs. North Alabama (May 14) ... hit .375 (12-for-32) in eight NCAA Tournament games ... led the team with three home runs and 13 RBI in the tournament ... went 4-for-5 with two runs, a home run and five RBI in the tournament opener vs. Coastal Carolina (May 31) ... his four hits matched a career high and his five RBI were the most since his Auburn debut a season ago ... hit a three-run, walk-off home run with two outs and two strikes in the bottom of the ninth inning vs. Georgia Tech (Jun. 1) ... the walk-off homer was Auburn's first in the NCAA Tournament since David Ross vs. Florida State in 1997 ... hit a game-winning, two-RBI double the following day to lead Auburn to its second straight regional championship (Jun. 2) ... was named the Atlanta Regional Most Valuable Player and Perfect Game National Player of the Week ... went 1-for-4 with a two-run homer in the first game of the Chapel Hill Super Regional (Jun. 8)

... collected a pair of hits in the second game (Jun. 9) and scored a pair of runs in the decisive game three (Jun. 10) ... went 3-for-7 in two College World Series games ... turned in two hits, including a double, in the College World Series vs. Louisville (Jun. 19).

**2018 - FRESHMAN YEAR**

Played and started in 65 games as a freshman ... ranked tied for second on the team with 12 home runs and third with 51 RBI ... his 12 home runs were the fourth most by an Auburn freshman and his 51 RBI were sixth ... hit .291 and led the team with a .409 on-base percentage ... was named to the SEC All-Freshman Team ... earned Freshman All-American honors from Collegiate Baseball, D1 Baseball and Perfect Game/Rawlings ... homered in his first collegiate at-bat and went 4-for-4 with three runs scored and seven RBI in his Auburn debut ... his seven RBI were the most by an Auburn player since 2011 ... turned in three hits and drove in three runs vs. Bryant (Feb. 23) ... went 7-for-12 with three runs, four doubles and four RBI in the series vs. BYU (Mar. 2-3) ... hit his third home run and went 3-for-5 with three RBI vs. Northeastern (Mar. 10) ... homered in back-to-back games vs. Texas A&M (Mar. 17-18), including a grand slam in a come-from-behind win Saturday ... turned in three multi-hit efforts in a spa of five games from Mar. 20-27 ... was named the SEC Freshman of the Week after going 6-for-10 with a home run, seven runs scored and eight

**CAREER HIGHS**

At Bats: ..... 6, two times  
Runs: ..... 4, three times  
Hits: ..... 4, four times  
RBI: ..... 7, vs. Longwood (2/17/18)  
Doubles: ..... 2, vs. BYU (3/3/18)  
Triples: ..... 1, three times  
HR: ..... 1, 21 times  
Hit Streak: ..... 6 (2018)  
Reach Base: ..... 19 (2019)

**MULTI-HIT GAMES**

Year	2	3	4	5+	Total
2018	7	6	3	-	16
2019	14	2	1	-	17
<b>Totals</b>	<b>21</b>	<b>8</b>	<b>4</b>	<b>--</b>	<b>33</b>

**MULTI-RBI GAMES**

Year	2	3	4	5+	Total
2018	8	4	2	1	15
2019	4	4	-	1	9
<b>Totals</b>	<b>12</b>	<b>8</b>	<b>2</b>	<b>2</b>	<b>24</b>







RBI in a three-game sweep at Alabama (Apr. 20-21) ... went 4-for-4 with a double and home run vs. Samford (Apr. 24) ... homered in the series opener against Ole Miss (May 10) and LSU (May 17) ... was named to the Raleigh Regional All-Tournament Team after going 8-for-13 with a double, triple, home run and five RBI in three games ... went 4-for-4 with four runs scored, a double, home run and four RBI in the regional opening win vs. Northeastern (June 1) ... collected three hits and scored a pair of runs in the regional championship win vs. N.C. State (June 3) ... homered in the program's first super regional win vs. Florida (June 10) ... went 1-for-3 with a RBI in the decisive third game in Gainesville.

HIGH SCHOOL

Played for Jonathan Davis at Deerfield-Windsor High School in Albany, Ga. ... three-time All-State honoree ... 2017 Collegiate Baseball and Rawlings-Perfect Game First Team All-American ... 2016 Under Armour All-American ... rated the No. 2 catcher in Georgia and No. 3 catcher in the country by Perfect Game ... led Deerfield-Windsor to back-to-back state championships in 2015-16 ... hit .474 or higher in each of his final three seasons ... turned in a .504 average and hit 11 home runs as a junior ... hit .493 with seven home runs during his senior season ... set the Deerfield-Windsor single-season and career home run record ... member of Team USA 15U national team and 17U national team development program ... rated the No. 114 overall prospect heading into the draft ... was selected in the 35th round of the 2017 MLB Draft by the New York Yankees ... also starred in football ... All-State and All-Region running back/linebacker.

PERSONAL

Son of Steve and Melissa Williams ... has one sibling, Tesie ... studying in the College of Business.



ALL GAMES

Year	Avg	GP	GS	AB	R	H	2B	3B	HR	RBI	TB	SLG%	BB	HBP	SO	GDP	OB%	SF	SH	SB	ATT	PO	A	E	FLD%
2018	.291	65	65	244	54	71	10	1	12	51	119	.488	45	5	50	3	.409	2	0	1	1	147	15	3	.982
2019	.247	65	64	235	40	58	8	2	9	36	97	.413	38	3	64	2	.355	3	4	3	3	122	3	4	.969
<b>TOTAL</b>	<b>.269</b>	<b>130</b>	<b>129</b>	<b>479</b>	<b>94</b>	<b>129</b>	<b>18</b>	<b>3</b>	<b>21</b>	<b>87</b>	<b>216</b>	<b>.451</b>	<b>83</b>	<b>8</b>	<b>114</b>	<b>5</b>	<b>.383</b>	<b>5</b>	<b>4</b>	<b>4</b>	<b>4</b>	<b>269</b>	<b>18</b>	<b>7</b>	<b>.976</b>

SEC GAMES ONLY

Year	Avg	GP	GS	AB	R	H	2B	3B	HR	RBI	TB	SLG%	BB	HBP	SO	GDP	OB%	SF	SH	SB	ATT	PO	A	E	FLD%
2018	.255	30	30	106	23	27	0	0	6	20	45	.425	25	2	22	1	.403	1	0	1	1	54	4	2	.967
2019	.190	30	30	105	12	20	2	1	3	9	33	.314	15	1	32	1	.293	2	2	1	1	57	3	2	.968
<b>TOTAL</b>	<b>.223</b>	<b>60</b>	<b>60</b>	<b>211</b>	<b>35</b>	<b>47</b>	<b>2</b>	<b>1</b>	<b>9</b>	<b>29</b>	<b>78</b>	<b>.370</b>	<b>40</b>	<b>3</b>	<b>54</b>	<b>2</b>	<b>.350</b>	<b>3</b>	<b>2</b>	<b>2</b>	<b>2</b>	<b>111</b>	<b>7</b>	<b>4</b>	<b>.967</b>







# RANKIN WOLEY



**POSITION**  
Outfielder

**CLASS**  
Junior

**BATS / THROWS**  
L/R

**HEIGHT - WEIGHT**  
6-3 - 216

**EXPERIENCE**  
2L

**HOMETOWN**  
Albany, Ga.

**HIGH SCHOOL**  
Deerfield-Windsor

**2019 – JUNIOR YEAR**

Played in 64 games and earned 64 starts at first base in his first season on The Plains ... led the team with 17 doubles and while ranking second in hits (71) and RBI (45) and third in average (.277) ... collected 20 multi-hit efforts and 13 multi-RBI performances ... reached base in 17 straight games to start the season and led the team with a .348 average ... drove in 18 runs in his first 16 games in an Auburn uniform ... turned in three-straight multi-hit games on back-to-back occasions from Feb. 17-20 and Mar. 1-2 ... led everyday position players with a .996 fielding percentage at first base ... went 1-for-3 with two runs, a walk, double and two RBI in his Auburn debut in the season opener vs. Georgia Southern (Feb. 15) ... went 3-for-3 with a run, double, triple and two RBI vs. Alabama A&M (Feb. 19) ... hit his first home run as an Auburn Tiger in the series finale at UCF (Feb. 24) ... went 6-for-13 with three runs, three doubles and six RBI vs. Cincinnati (Mar. 1-2) ... hit a pair of doubles and matched a season-high with three RBI in the middle game against the Bearcats ... collected four hits and drove in five runs in three games vs. UTSA (Mar. 8-9) ... went 2-for-3 with two runs, a walk and a home run in the series opener at Mississippi State (Mar. 22) ... matched a season-high with three hits at Georgia Tech (Apr. 16) ... went 3-for-4 with two doubles and three RBI in the series opener vs. Alabama (May 3) ... hit .314 and drove in nine runs in eight NCAA Tournament games ... went 2-for-5 with two runs and two RBI in the tournament opener vs. Coastal Carolina (May 31) ... hit a RBI single with two outs in the ninth to keep the game alive before Steven Williams' walk-off home run vs. Georgia Tech (Jun. 1) ... delivered the

go-ahead, bases-clearing double in the eighth inning of Auburn's come-from-behind win in the super regional opener at North Carolina (Jun. 8), marking fourth straight game with a RBI ... went 3-for-6 with two more RBI in the decisive game three in Chapel Hill (Jun. 10) ... went 1-for-3 with a walk and run in the College World Series opener vs. Mississippi State (Jun. 16) ... has appeared in three straight world series – 2017 at LSU, 2018 at Chattahoochee Valley, 2019 at Auburn ... named to the SEC First-Year Academic Honor Roll and earned the NCAA Elite 90 Award for holding the highest GPA on the team.

**JUNIOR COLLEGE**

Played for Adam Thomas at Chattahoochee Valley ... hit .460 with 27 doubles, 11 home runs, 93 RBI and 58 runs scored ... set the single-season record for hits (93), doubles and RBI ... had multiple hits in 31 of 60 games played and drove in multiple runs in 26 contests ... was named NJCAA First Team All-American and the Alabama Community College Conference Player of the Year ... led his team to the ACCC Championship and was named to the ACCC All-Tournament Team ... earned All-Region Southeastern District First Team honors ... made the NJCAA Academic Honor Roll.

**2017 - FRESHMAN AT LSU**

Played in 26 games and earned eight starts for the national runner-up Tigers ... hit .267 with four doubles, one triple, five RBI and eight runs ... collected a double and two RBI in win vs. Grambling (Apr. 4) ... went 2-for-5 with a triple and RBI vs. Maryland (Feb. 25) ... doubled, drove in a run and scored two runs the following day against the Terrapins ... was a member of the 2017 SEC Academic Honor Roll.

**CAREER HIGHS**


At Bats:	.....7, vs. Arkansas (4/5/19)
Runs:	.....2, seven times
Hits:	.....3, four times
RBI:	.....3, four times
Doubles:	.....2, two times
Triples:	.....1, vs. Alabama A&M (2/19/19)
HR:	.....1, 3 times
Hit Streak:	.....5 (2019)
Reach Base:	.....17 (2019)

**MULTI-HIT GAMES**

Year	2	3	4	5+	Total
2019	16	4	-	-	20
<b>Totals</b>	<b>16</b>	<b>4</b>	<b>--</b>	<b>--</b>	<b>20</b>

**MULTI-RBI GAMES**

Year	2	3	4	5+	Total
2018	9	4	-	-	13
<b>Totals</b>	<b>9</b>	<b>4</b>	<b>--</b>	<b>--</b>	<b>13</b>







**HIGH SCHOOL**

Four-year starter and two-way player for Chad Laney at The Westminster School ... completed his career as the school's all-time leader in every offensive category, including 30 home runs ... was rated as the No. 141 player in the country by Perfect Game ... recorded 10 homers, a .941 slugging percentage and a .578 on-base percentage ... also posted a 1.05 ERA with 32 strikeouts and five saves in 20 innings pitched ... led Westminster to its first baseball state championship in 41 years in 2016 ... named 2016 3A Player of the Year, First Team All-State, Louisville Slugger All-American and to the USA today All-USA Team ... also led the school to its first football state championship in 37 years as a two-way starter at quarterback and safety ... was a member of the National Honor Society.

**PERSONAL**

Son of Darrin and Rena Woley ... has three siblings, Grayson, Turner and Hayes ... comes from a line of athletes – father, Darrin was on the swimming and diving team at Arizona State; grandfather, Paul, was a record-setting track & field athlete at Missouri-Rolla; great grandfather, Lewis Critchlow, played in the St. Louis Cardinals organization ... enrolled in College of Business.



**ALL GAMES**

Year	Avg	GP	GS	AB	R	H	2B	3B	HR	RBI	TB	SLG%	BB	HBP	SO	GDP	OB%	SF	SH	SB	ATT	PO	A	E	FLD%
2019	.277	64	64	256	36	71	17	1	3	45	99	.387	19	5	68	10	.336	3	0	2	2	514	42	2	.996

**SEC GAMES ONLY**

Year	Avg	GP	GS	AB	R	H	2B	3B	HR	RBI	TB	SLG%	BB	HBP	SO	GDP	OB%	SF	SH	SB	ATT	PO	A	E	FLD%
2019	.231	29	29	117	9	27	4	0	2	13	37	.316	6	2	28	3	.280	0	0	1	1	231	20	0	1.000







**DREW** #38  
**BAKER** RHP  
 6-2 • 185 • So. • JC  
 Montgomery, Ala. (Chipola)  
 R/R

**JUNIOR COLLEGE**

Went 2-1 with a 5.04 ERA and recorded seven saves in his lone season at Chipola ... made a team-high 26 appearances, including one start ... struck out 52 batters in 50.0 innings of work ... named Second Team All-Panhandle Conference ... helped lead Chipola to a Region 8 Tournament Championship and the NJCAA World Series in Grand Junction, Colorado ... was drafted by the Los Angeles Dodgers in the 16th round of the 2019 MLB Draft but elected to come to school.

**HIGH SCHOOL**

Rated a top-500 player nationally and the No. 19 overall player in Alabama coming out of Macon East Academy ... named 2018 Perfect Game Preseason Second Team All-Southeast Region and High Honorable Mention All-American ... 2018 AISA First Team All-State and AISA Player of the Year ... two-time All-Metro Player of the Year ... two-time AISA state champion (2017-18) and the 2018 AISA State Championship Game MVP.

**PERSONAL**

Has two siblings, Ashley and Christopher Ivey ... majoring in political science.



**TRACE** #21  
**BRIGHT** RHP  
 6-4 • 185 • Fr. • HS  
 Montgomery, Ala. (Trinity Presbyterian)  
 R/R

**HIGH SCHOOL**

Rated a top-350 player nationally by Perfect Game ... tabbed the No. 1 right-handed pitcher and No. 5 overall player in Alabama ... named a 2018 and 2019 Perfect Game Preseason High Honorable Mention All-American ... made the 2018 WWBA National Championship All-Tournament Team ... hit .358 with nine doubles, three home runs and 30 RBI as a junior at Trinity Presbyterian ... went 4-4 with a 4.51 ERA on the mound ... struck out 46 batters in 35.2 innings ... named 2018 1A-4A First Team All-Metro and 4A ASWA Second Team All-State ... 2018 AHSAA Baseball All-Star ... posted a 7-2 record with a 1.81 ERA as a senior ... struck out 86 batters in 58 innings ... named 2019 1A-4A First Team All-Metro and 4A ASWA Second Team All-State for the second straight season ... played quarterback for Trinity Presbyterian from 2015-17.

**PERSONAL**

Son of Lynn and Ike Bright.



**MASON** #18  
**BARNETT** RHP  
 6-1 • 205 • Fr. • HS  
 Cartersville, Ga. (Cartersville)  
 R/R

**HIGH SCHOOL**

Rated by Perfect Game as the No. 155 overall player in the 2019 class ... was also tabbed the No. 16 player and No. 9 right-hander in the state by the publication ... 2019 Perfect Game Preseason Third Team All-American ... 2018 Perfect Game Preseason Underclass Second Team All-American ... 2017 Perfect Game Preseason Underclass High Honorable Mention All-American ... named to the Top Prospect Team at the 2017 Underclass All-American Games and 2018 National Showcase ... 2017 and 2018 WWBA National Championship All-Tournament Team ... went 8-2 with a 1.29 ERA and struck out 68 batters in 49.0 innings as a junior ... also hit .368 with 11 doubles, three triples, one home run and 31 RBI ... two-time Class 5-4A All-Region honoree and Cartersville High School Pitcher of the Year ... 2017 All-County Pitcher of the Year and 2018 All-County Hitter of the Year ... 2018 Class 4A First Team All-State ... member of the National Honor Society and National Beta Club.

**PERSONAL**

Son of Greg and Merrie Barnett ... has two siblings, Miller and Andy.



**BRAYTON** #3  
**BROWN** UTL  
 5-9 • 180 • Fr. • HS  
 Selma, Ala. (Morgan Academy)  
 R/R

**HIGH SCHOOL**

Rated by Perfect Game as the No. 4 shortstop and No. 21 overall player in Alabama in the 2019 signing class ... also rated a top-500 player nationally ... 2018 and 2019 Perfect Game Preseason High Honorable Mention All-American ... named to the 2017 WWBA National Championship All-Tournament Team ... hit .422 with 13 doubles, six triples, five home runs and 38 RBI as a junior at Morgan Academy ... named 2018 AISA First Team All-State by the Alabama Sports Writers Association ... three-time high school offensive MVP ... also played football as a sophomore.

**PERSONAL**

Son of Rhonda and Sam Brown ... has one sibling, Bailey.



**BLAKE** #40  
**BURKHALTER** RHP

6-0 • 185 • Fr. • HS  
Dothan, Ala. (Northview)  
R/R

**HIGH SCHOOL**

Rated a top-500 player nationally by Perfect Game ... also tabbed the No. 3 right-hander and No. 12 overall player in Alabama ... 2018 and 2019 Perfect Game Preseason High Honorable Mention All-American ... posted a 4-0 record with a 0.75 ERA as a sophomore ... recorded eight saves and struck out 24 batters in 18.2 innings ... went 3-1 with a 1.05 ERA as a junior ... struck out 56 batters in 40.0 innings.

**PERSONAL**

Son of Jack and Jill Burkhalter ... has two siblings, Chase and Leah.



**RAMSEY** #31  
**DAVID** RHP

6-3 • 185 • Fr. • HS  
Dacula, Ga. (Buford)  
R/R

**HIGH SCHOOL**

Rated the No. 180 overall player in the 2019 class by Perfect Game ... tabbed the 10th-best right hander and 19th-best player in Georgia ... named a 2018 Perfect Game Preseason Underclass Third Team All-American and 2019 Perfect Game Preseason High Honorable Mention All-American ... entered the 2019 MLB Draft as the No. 157 overall prospect, according to Baseball America ... 2018 National Showcase Top Prospect Team ... named to the All-Tournament Team at the WWBA National Championship from 2016-18 ... 2018 WWBA World Championship All-Tournament Team ... two-time First Team All-State and All-Region ... struck out 107 batters in 73.1 IP last season for Buford ... named to the 2018 Gwinnett County All-Star Team.

**PERSONAL**

Son of Ashley and Drew David ... has one sibling, Daniel.



**JOHNNY** #25  
**CECCOLI** IF

6-2 • 210 • Fr. • HS  
Tyler, Texas (All Saints Episcopal)  
R/R

**HIGH SCHOOL**

Reclassified from the class of 2020 to the class of 2019 ... was originally rated the No. 31 overall player and the top-rated first baseman in Texas by Perfect Game ... also originally tabbed the 15th best first baseman in the country by Perfect Game ... 2019 Perfect Game High Honorable Mention Preseason All-American ... participated in the 2018 Perfect Game Underclass All-American Games and was named to the Top Prospect Team at the 2018 Junior National Showcase ... earned All-Tournament Team honors at the 2017 and 2018 WWBA 15U and 16U National Championships ... 2018 Second Team All-State.

**PERSONAL**

Son of Karla and Hector Ceccoli ... has two brothers, Robert and Paul.



**GARRETT** #47  
**FARQUHAR** IF

5-11 • 185 • Jr. • JC  
Hoover, Ala. (Shelton State)  
R/R

**JUNIOR COLLEGE**

Two-year starter at shortstop for Shelton State ... career .347 hitter with 19 doubles, four triples, three home runs and 63 RBI ... also drew 66 walks compared to 46 strikeouts and stole 24-of-29 bases ... named 2019 Alabama Community College First Team All-North Division after hitting .363 as a senior ... earned NJCAA Academic honors.

**HIGH SCHOOL**

Hit .350 with 14 doubles, three home runs and 30 RBI as a senior at Hoover High School ... named 2017 Perfect Game Preseason Southeast Region Honorable Mention and ASWA Honorable Mention All-State ... also a four-time state champion in football (2014-17) ... member of the National Honor Society.

**PERSONAL**

Son of Evelyn and Lynn Farquhar ... has on sibling, Emily ... studying in the College of Business.







**NATE** #28  
**LARUE** C/RHP  
 6-3 • 210 • Fr. • HS  
 Mobile, Ala. (McGill-Toolen)  
 R/R

**HIGH SCHOOL**

Rated the No. 118 overall player and No. 11 catcher in the 2019 class according to Perfect Game ... tabbed the No. 2 catcher and No. 3 overall player in Alabama ... named a 2018 Perfect Game Preseason Underclass Second Team All-American and 2019 Perfect Game Preseason Third Team All-American ... invited to the 2018 Perfect Game National Showcase, where he was named to the Top Prospect Team ... took home Tournament MVP honors at the 2017 WWBA Labor Day Classic at LakePoint ... named to the All-Tournament Team at the 2017 WWBA National Championship as well as the 2018 WWBA National and World Championships ... earned 2018 ASWA Second Team All-State honors at McGill-Toolen ... career .365 hitter with a 1.41 ERA at the high school level ... tabbed by Baseball America as the No. 148 overall prospect entering the 2019 MLB Draft ... was selected by the Toronto Blue Jays in the 25th round but chose to come to school.

**PERSONAL**

Son of Cheril and Barry McAleer ... has one sibling, Cole LaRue.



**MASON** #13  
**GREER** IF  
 6-0 • 190 • Fr. • HS  
 Colleyville, Texas (Colleyville Heritage)  
 L/R

**HIGH SCHOOL**

Rated a top-500 player nationally and top-50 player in Texas ... named a 2017, 2018 and 2019 Perfect Game Preseason High Honorable Mention All-American ... made the 2018 WWBA World Championship All-Tournament Team after going 5-for-12 with a double and RBI in four games ... hit .395 with 11 doubles, two triples, three home runs and 37 RBI as a junior at Colleyville Heritage ... two-time all-district honoree ... 2018 All-State Honorable Mention ... was drafted by the Arizona Diamondbacks in the 37th round of the 2019 MLB Draft.

**PERSONAL**

Son of Lauri and Rusty Greer ... his dad was drafted by the Texas Rangers in the 10th round of the 1990 MLB Draft and played from 1994-2002 for the big league club ... Rusty was a career .305 hitter with 119 home runs and 614 RBI ... has two siblings, Clayton and Taylor.



**TYLER** #10  
**MILLER** IF  
 6-2 • 193 • So. • JC  
 Spanish Fort, Ala. (East Mississippi)  
 L/R

**JUNIOR COLLEGE**

Led East Mississippi CC in batting average (.336), slugging percentage (.599), hits (51), doubles (nine), triples (five), home runs (seven), RBI (36) and stolen bases (eight) while tying for the team lead in runs (29) as a freshman ... was the only EMCC player to start all 41 games ... named MACJC All-Region and the MACJC Player of the Week during the season.

**HIGH SCHOOL**

Rated a top-500 player nationally and a top-50 player in Alabama coming out of Spanish Fort High School ... was a career .430 hitter who collected 72 extra-base hits, including 26 home runs, in three seasons ... two-time 6A All-State honoree and the 2018 ASWA Hitter of the Year after batting .403 with 13 home runs and 34 RBI ... drafted by the Pittsburgh Pirates in the 23rd round of the 2018 MLB Draft.

**PERSONAL**

Son of Meredith and Malery Miller ... has two siblings, Hayes Miller and Kimberly Claire Slaton ... studying in the College of Business.



**HAYDEN** #26  
**MULLINS** LHP  
 6-0 • 185 • Fr. • HS  
 Gallatin, Tenn. (Hendersonville)  
 L/L

**HIGH SCHOOL**

Rated the No. 38 overall player and No. 4 left-handed pitcher in the 2019 class by Perfect Game ... tabbed the top southpaw and No. 2 overall player in Tennessee ... ranked the No. 58 overall prospect for the 2019 MLB Draft according to Perfect Game ... listed as the No. 36 high school prospect for the 2019 MLB Draft by Prep Baseball Report and the No. 53 overall prospect in the 2019 MLB Draft by Baseball America ... participated in the 2018 Perfect Game All-American Classic and National Showcase ... named a 2018 Perfect Game Preseason Underclass Second Team All-American and a 2019 Perfect Game Preseason First Team All-American ... competed for USA Baseball 17U team at the 2018 Tournament of Stars ... four-time member of the WWBA National Championship All-Tournament Team ... named to the 2017 WWBA World Championship All-Tournament Team ... threw a no-hitter and struck out 15 batters for Hendersonville High School last spring.

**PERSONAL**

Son of Rachel and Chris Mullins ... has one sibling, Taylor Veal.



**JACKSON REYNOLDS** #46  
**RHP**

6-5 • 185 • So. • JC  
Opelika, Ala. (Shelton State)  
R/R

**JUNIOR COLLEGE**

Went 8-1 with a 2.11 ERA in 13 starts in his lone season at Shelton State en route to being named the ALABCA JUCO Pitcher of the Year ... struck out 53 batters and issued 22 walks in 59.2 innings of work ... named 2019 Alabama Community College First Team All-Conference and the 2019 ACC Pitcher of the Year.

**HIGH SCHOOL**

Rated a top-500 player nationally and the No. 30 overall player in Alabama coming out of Opelika High School ... posted an 18-8 career record with seven saves in 37 appearances ... struck out 177 batters in 142.2 innings of work ... named 2016, 2017 and 2018 Perfect Game Preseason High Honorable Mention All-American ... 2018 ASWA Class 6A Second Team All-State ... two-time OA News All-Area First Team and the 2018 OA News Pitcher of the Year ... competed in the 2016 Perfect Game Junior National Showcase.

**PERSONAL**

Son of Dawn and John Reynolds ... has one siblings, Austin ... majoring in political science.



**JOHN SAMUEL SHENKER** #34  
**IF**

6-3 • 250 • R-So. • HS  
Albany, Ga. (Colquitt County)  
R/R

**AUBURN FOOTBALL**

Played in every game and earned five starts at tight end in 2019 ... caught three passes for 21 yards and a touchdown ... has totaled six receptions for 61 yards and two touchdowns in his career ... member of the SEC Academic Honor Roll.

**HIGH SCHOOL**

Two-time all-state in both baseball and football ... standout infielder on 2015 and 2016 state champion baseball teams at Deerfield-Windsor ... USA Baseball U17 national team development program roster ... rated a top 500 player nationally and the No. 3 third basemen in Georgia by Perfect Game ... as a senior, had 30 receptions for 451 yards and two touchdowns ... a top 100 tight end according to 247 Sports and the third best tight end in Georgia via Scout ... regional special teams player of year.

**PERSONAL**

Son of Tom and Melody Shenker ... has one brother, Garrison ... studying in the College of Business.



**SEB THOMAS** #27  
**RHP**

6-5 • 250 • Fr. • HS  
Brookhaven, Ga. (Marist)  
R/R

**HIGH SCHOOL**

Rated a top-500 player nationally and top-80 player in Georgia by Perfect Game ... 2017 and 2018 Perfect Game Preseason Underclass High Honorable Mention All-American ... 2019 Perfect Game Southeast Region Honorable Mention ... named the Most Valuable Pitcher at the 2018 Perfect Game Summer Showdown in Cartersville, Georgia ... four-time WWBA National Championship All-Tournament Team honoree ... helped lead Marist to the 2016 GHSA Class 4A State Championship ... named Class 4A Second Team All-State by Georgia Dugout Preview.

**PERSONAL**

Son of Richard and Maria Thomas ... has three siblings, Ben, Mariana and John Abraham.



**AUSTIN TURNER** #16  
**OF**

5-11 • 170 • Fr. • HS  
Buford, Ga. (Buford)  
L/L

**HIGH SCHOOL**

Rated a top-500 player nationally and top-100 player in Georgia by Perfect Game ... 2018 and 2019 Perfect Game Preseason High Honorable Mention All-American ... named to the 2016-17 WWBA National Championship All-Tournament Team and the 2018 BCS National Championship All-Tournament Team ... 2018 World Showcase Top Prospect Team ... 2018 Perfect Game-East Cobb Invitational WWBA Champion with Team Elite 17U Prime ... hit .429 as a sophomore and .398 as a junior at Buford ... drove in 21 runs and 24 runs, respectively ... two-time 8-5A All-Region First Team ... 2018 8-5A Region Player of the Year ... named 2017 Georgia Dugout Class AAAAA Second Team All-State and 2018 Georgia Dugout Class AAAAA First Team All-State ... also a three-year letterwinner on the football team ... earned the 2018 Football Coaches Award.

**PERSONAL**

Son of Cheryl and Chris Turner ... has two siblings, Alex and Avery.





2019 TEAM STATS



2019 Auburn Baseball  
Overall Statistics for Auburn (as of Jun 19, 2019)  
(All games Sorted by Batting avg)



Record: 38-28 Home: 22-10 Away: 14-13 Neutral: 2-5 SEC: 14-16

Player	avg	gp-gs	ab	r	h	2b	3b	hr	rbi	tb	slg%	bb	hp	so	gdp	ob%	sf	sh	sb-att	po	a	e	fld%	
24 Davis, Conor	.290	63-62	252	35	73	14	1	8	36	113	.448	21	3	65	6	.351	0	0	2-2	4	0	0	1.000	
9 Bliss, Ryan	.281	66-66	249	50	70	11	1	3	37	92	.369	36	2	46	5	.367	7	2	11-13	111	179	7	.976	
4 Woley, Rankin	.277	64-64	256	36	71	17	1	3	45	99	.387	19	5	68	10	.336	3	0	2-2	514	42	2	.996	
1 Ward, Judd	.272	66-65	257	42	70	12	2	5	34	101	.393	37	7	61	2	.377	1	6	5-7	132	9	5	.966	
16 Howell, Kason	.262	63-63	225	31	59	10	0	0	28	69	.307	22	7	49	3	.340	5	4	14-16	169	2	3	.983	
6 Scheffler, Matt	.260	61-59	219	30	57	12	0	2	28	75	.342	17	7	26	3	.331	2	4	5-6	493	51	6	.989	
10 Julien, Edouard	.258	65-65	236	52	61	14	1	10	57	107	.453	46	7	76	3	.388	5	0	3-5	30	79	12	.901	
41 Williams, Steven	.247	65-64	235	40	58	8	2	9	36	97	.413	38	3	64	2	.355	3	4	3-3	122	3	4	.969	
17 Holland, Will	.246	64-64	232	48	57	9	0	9	32	93	.401	35	14	62	7	.376	1	3	15-18	68	165	15	.940	
-----																								
38 Olson, Brett	1.000	2-0	1	0	1	0	0	0	0	1	1.000	1	0	0	0	1.000	0	0	0-0	1	0	0	1.000	
19 Moore, Brody	.333	13-4	27	6	9	1	1	0	4	12	.444	2	0	5	2	.379	0	0	0-1	26	6	0	1.000	
7 Johnson, Ed	.286	6-1	7	0	2	0	0	0	0	2	.286	1	0	2	0	.375	0	0	0-0	4	1	1	.833	
3 Warner, Devin	.267	10-2	15	1	4	0	0	0	3	4	.267	0	1	5	0	.313	0	0	0-0	6	0	0	1.000	
2 Lau, Everett	.250	19-8	40	7	10	2	0	1	8	15	.375	4	1	12	2	.333	0	0	1-1	5	4	0	1.000	
11 Hall, Chase	.160	13-7	25	2	4	1	0	0	3	5	.200	1	2	9	2	.250	0	0	0-0	69	3	2	.973	
5 Eaton, Jarrett	.000	14-0	3	6	0	0	0	0	0	0	.000	0	0	1	0	.000	0	0	2-2	4	0	0	1.000	
21 Henderson, Jackson	.000	4-0	2	1	0	0	0	0	0	0	.000	0	0	2	0	.000	0	0	0-0	1	0	0	1.000	
Totals	.266	66	2281	387	606	111	9	50	351	885	.388	280	59	553	47	.357	27	23	63-76	1795	626	67	.973	
Opponents	.260	66	2308	343	601	111	6	53	304	883	.383	267	43	568	32	.345	19	28	67-84	1771	644	78	.969	

LOB - Team (512), Opp (527). DPs turned - Team (42), Opp (53). IBB - Team (14), Julien, E. 5, Williams, S. 4, Howell, K. 2, Ward, J. 1, Holland, W. 1, Bliss, R. 1, Opp (8). Picked off - Howell, K. 2, Scheffler, M 2, Holland, W. 1, Ward, J. 1.

(All games Sorted by Earned run avg)

Player	era	w-l	app	gs	cg	sho	sv	ip	h	r	er	bb	so	2b	3b	hr	b/avg	wp	hp	bk	sfa	sha
44 Owen, Jack	2.75	4-2	14	10	1	1/1	0	68.2	64	22	21	14	59	9	0	3	.247	3	2	0	1	3
32 Burns, Tanner	2.82	4-4	16	15	1	1/2	0	79.2	65	35	25	23	101	16	1	6	.218	11	5	0	4	1
20 Greenhill, Cody	3.45	2-3	28	0	0	0/3	12	57.1	53	27	22	18	44	10	1	4	.243	4	9	0	3	1
14 Anderson, Elliott	4.15	7-2	30	3	0	0/2	0	65.0	64	36	30	30	67	12	0	6	.254	11	2	0	2	5
43 Fitts, Richard	5.31	5-3	21	5	0	0/0	0	62.2	78	37	37	17	47	15	0	9	.305	4	2	0	0	1
-----																						
18 Fuller, Brooks	4.50	2-2	20	8	0	0/1	2	44.0	39	30	22	35	36	4	1	5	.239	8	3	0	1	4
13 Daniel, Davis	4.50	0-0	1	1	0	0/0	0	2.0	4	2	1	0	4	0	0	0	.364	0	0	0	0	0
33 Morrison, Will	4.56	0-0	24	0	0	0/1	0	25.2	24	13	13	11	15	7	0	2	.264	2	6	0	2	1
40 Wade, Garrett	4.86	3-0	15	7	0	0/1	0	33.1	33	23	18	27	41	5	0	1	.260	5	2	1	1	3
37 Watson, Ryan	4.87	1-1	24	1	0	0/1	0	40.2	44	24	22	18	41	8	0	2	.284	3	3	0	3	3
36 Gray, Kyle	4.98	2-4	15	3	0	0/1	0	21.2	21	14	12	16	17	6	0	2	.250	4	5	0	1	2
23 Glavine, Peyton	5.62	1-0	9	0	0	0/0	0	8.0	10	5	5	8	12	1	0	0	.294	1	0	0	0	0
8 Horn, Bailey	5.97	4-2	18	5	0	0/0	0	37.2	34	28	25	20	31	6	0	7	.238	3	2	1	0	2
31 Schilleci, Blake	7.41	0-2	12	0	0	0/0	0	17.0	23	14	14	7	15	5	0	1	.329	3	0	0	1	1
29 Skipper, Carson	7.46	3-3	17	8	0	0/1	2	35.0	45	33	29	23	38	7	3	5	.306	2	2	1	0	1
Totals	4.45	38-28	66	66	2	7/5	16	598.1	601	343	296	267	568	111	6	53	.260	64	43	3	19	28
Opponents	5.12	28-38	66	66	1	4/4	9	590.1	606	387	336	280	553	111	9	50	.266	72	59	12	27	23

PB - Team (13), Scheffler, M 9, Hall, C. 3, Williams, S. 1, Opp (9). Pickoffs - Team (7), Scheffler, M 1, Watson, R. 1, Wade, G. 1, Skipper, C. 1, Anderson, E. 1, Greenhill, C 1, Fuller, B. 1, Opp (6). SBA/ATT - Scheffler, M (59-70), Wade, G. (9-12), Watson, R. (7-10), Anderson, E. (6-10), Hall, C. (8-8), Owen, J. (6-7), Skipper, C. (5-6), Burns, T. (4-6), Morrison, W. (6-6), Horn, B. (4-5), Fitts, R. (4-5), Fuller, B. (4-5), Greenhill, C (4-4), Gray, K. (4-4), Daniel, D. (2-2), Schilleci, B (1-1), Glavine, P. (1-1).



**2019 Auburn Baseball**  
**Conference statistics for Auburn (as of May 18, 2019)**  
**(SEC games only Sorted by Batting avg)**



Record: 14-16 Home: 9-6 Away: 5-10 SEC: 14-16

Player	avg	gp-gs	ab	r	h	2b	3b	hr	rbi	tb	slg%	bb	hp	so	gdp	ob%	sf	sh	sb-att	po	a	e	fld%		
9 Bliss, Ryan	.288	30-30	111	24	32	4	0	1	17	39	.351	13	2	17	4	.364	3	1	6-7	55	93	4	.974		
1 Ward, Judd	.286	30-30	119	15	34	7	0	2	14	47	.395	13	2	27	0	.366	0	4	1-1	72	5	3	.963		
24 Davis, Conor	.278	30-30	115	18	32	5	1	3	14	48	.417	11	2	35	2	.352	0	0	1-1	1	0	0	1.000		
6 Scheffler, Matt	.264	29-29	106	15	28	6	0	1	16	37	.349	7	3	10	0	.325	1	2	1-2	221	22	4	.984		
17 Holland, Will	.245	29-29	102	20	25	4	0	7	18	50	.490	11	7	30	2	.358	0	2	5-7	38	79	8	.936		
16 Howell, Kason	.238	29-29	105	11	25	5	0	0	8	30	.286	7	4	29	2	.310	0	2	4-5	81	1	1	.988		
4 Woley, Rankin	.231	29-29	117	9	27	4	0	2	13	37	.316	6	2	28	3	.280	0	0	1-1	231	20	0	1.000		
41 Williams, Steven	.190	30-30	105	12	20	2	1	3	9	33	.314	15	1	32	1	.293	2	2	1-1	57	3	2	.968		
10 Julien, Edouard	.180	30-30	111	16	20	9	1	2	21	37	.333	15	3	42	0	.288	3	0	0-1	19	33	3	.945		
-----																									
7 Johnson, Ed	1.000	2-0	1	0	1	0	0	0	0	1	1.000	0	0	0	0	1.000	0	0	0-0	1	0	1	.500		
11 Hall, Chase	.250	3-1	4	0	1	0	0	0	0	1	.250	0	0	3	0	.250	0	0	0-0	7	0	0	1.000		
19 Moore, Brody	.235	7-2	17	2	4	0	0	0	1	4	.235	0	0	4	2	.235	0	0	0-1	9	3	0	1.000		
2 Lau, Everett	.200	7-1	10	1	2	0	0	0	0	2	.200	1	0	3	1	.273	0	0	1-1	1	1	0	1.000		
3 Warner, Devin	.000	4-0	4	0	0	0	0	0	0	0	.000	0	0	3	0	.000	0	0	0-0	0	0	0	.000		
5 Eaton, Jarrett	.000	5-0	0	1	0	0	0	0	0	0	.000	0	0	0	0	.000	0	0	1-1	1	0	0	1.000		
Totals	.244	30	1027	144	251	46	3	21	131	366	.356	99	26	263	17	.324	9	13	22-29	810	300	32	.972		
Opponents	.284	30	1074	179	305	54	5	33	165	468	.436	119	16	233	17	.361	11	10	36-46	816	301	31	.973		

LOB - Team (214), Opp (241). DPs turned - Team (24), Opp (20). IBB - Team (6), Williams, S. 3, Julien, E. 1, Howell, K. 1, Bliss, R. 1, Opp (3). Picked off - Scheffler, M 1, Ward, J. 1.

**(SEC games only Sorted by Earned run avg)**

Player	era	w-l	app	gs	cg	sho	sv	ip	h	r	er	bb	so	2b	3b	hr	b/avg	wp	hp	bk	sfa	sha	
20 Greenhill, Cody	3.28	2-2	16	0	0	0/2	7	35.2	34	16	13	10	30	7	1	2	.248	3	5	0	2	1	
18 Fuller, Brooks	3.82	2-2	11	6	0	0/1	1	33.0	29	17	14	23	30	3	1	4	.238	6	2	0	1	3	
32 Burns, Tanner	3.99	1-3	9	9	0	0/1	0	47.1	46	25	21	16	56	11	1	6	.251	8	3	0	3	1	
44 Owen, Jack	4.81	1-2	6	4	0	0/0	0	24.1	25	13	13	6	17	3	0	2	.266	1	2	0	1	0	
14 Anderson, Elliott	4.98	3-1	16	2	0	0/1	0	34.1	41	25	19	16	29	7	0	4	.293	7	0	0	1	4	
43 Fitts, Richard	7.88	2-3	9	5	0	0/0	0	24.0	38	21	21	6	17	6	0	5	.362	4	0	0	0	0	
-----																							
33 Morrison, Will	2.45	0-0	10	0	0	0/0	0	11.0	10	3	3	2	6	3	0	1	.263	0	1	0	1	0	
36 Gray, Kyle	2.45	1-0	5	0	0	0/0	0	7.1	5	2	2	5	3	1	0	1	.185	1	1	0	0	0	
40 Wade, Garrett	5.14	0-0	6	1	0	0/0	0	7.0	9	7	4	5	8	2	0	0	.300	1	1	0	1	0	
31 Schilleci, Blake	5.40	0-1	5	0	0	0/0	0	8.1	13	5	5	2	5	3	0	1	.361	0	0	0	0	0	
37 Watson, Ryan	6.00	1-0	11	0	0	0/1	0	15.0	18	11	10	7	16	2	0	0	.316	0	0	0	1	1	
23 Glavine, Peyton	9.00	0-0	3	0	0	0/0	0	2.0	4	2	2	4	2	0	0	0	.400	0	0	0	0	0	
8 Horn, Bailey	9.28	1-0	7	0	0	0/0	0	10.2	12	12	11	5	6	2	0	4	.273	0	1	0	0	0	
29 Skipper, Carson	16.20	0-2	7	3	0	0/0	0	10.0	21	20	18	12	8	4	2	3	.412	1	0	1	0	0	
Totals	5.20	14-16	30	30	0	2/2	8	270.0	305	179	156	119	233	54	5	33	.284	32	16	1	11	10	
Opponents	4.30	16-14	30	30	0	3/3	7	272.0	251	144	130	99	263	46	3	21	.244	23	26	1	9	13	

PB - Team (6), Scheffler, M 5, Hall, C. 1, Opp (5). Pickoffs - Team (3), Wade, G. 1, Fuller, B. 1, Anderson, E. 1, Opp (2). SBA/ATT - Scheffler, M (33-37), Anderson, E. (5-8), Wade, G. (6-7), Watson, R. (3-5), Morrison, W. (5-5), Burns, T. (3-4), Gray, K. (3-3), Greenhill, C (3-3), Hall, C. (3-3), Fuller, B. (2-3), Fitts, R. (1-2), Horn, B. (1-2), Owen, J. (1-1), Schilleci, B (1-1), Skipper, C. (1-1), Glavine, P. (1-1).





# 2019 PITCHING NOTES

## 2019 BULLPEN BY NUMBERS

Total App.....	198
Saves/Opp.....	16/25
IR/IRS.....	190/77
BA Against.....	.252
ERA.....	4.21

## SAVES/OPP

Elliott Anderson.....	0/1
Tanner Burns.....	0/1
Richard Fitts.....	0/1
Brooks Fuller.....	2/3
Cody Greenhill.....	12/16
Blake Schilleci.....	0/1
Carson Skipper.....	2/2

## INHERITED RUNNERS/SCORED

Elliott Anderson.....	18/13
Tanner Burns.....	1/1
Richard Fitts.....	16/8
Brooks Fuller.....	11/4
Peyton Glavine.....	8/2
Kyle Gray.....	8/4
Cody Greenhill.....	21/5
Bailey Horn.....	12/3
Will Morrison.....	28/7
Jack Owen.....	5/2
Blake Schilleci.....	14/7
Carson Skipper.....	9/6
Garrett Wade.....	7/3
Ryan Watson.....	32/12

## 1ST BATTER FACED/RETIRED

Elliott Anderson.....	27/15
Tanner Burns.....	1/1
Richard Fitts.....	16/9
Brooks Fuller.....	12/8
Kyle Gray.....	12/11
Cody Greenhill.....	28/19
Peyton Glavine.....	9/6
Bailey Horn.....	13/7
Will Morrison.....	24/17
Jack Owen.....	4/2
Blake Schilleci.....	12/9
Carson Skipper.....	9/5
Garrett Wade.....	8/4
Ryan Watson.....	23/15

## RELIEF ERA

Jack Owen.....	0.66
Garrett Wade.....	2.89
Elliott Anderson.....	3.29
Cody Greenhill.....	3.45
Richard Fitts.....	3.47
Brooks Fuller.....	3.94
Kyle Gray.....	3.94
Will Morrison.....	4.56
Ryan Watson.....	5.06
Bailey Horn.....	5.32
Peyton Glavine.....	5.62
Blake Schilleci.....	7.41
Carson Skipper.....	8.56
Tanner Burns.....	13.50

## BP SCORELESS IP (current/long)

Elliott Anderson.....	4.0	15.2
Tanner Burns.....	0.1	
Davis Daniel.....	5.2	
Richard Fitts.....	0.1	11.1
Brooks Fuller.....	5.0	
Peyton Glavine.....	4.1	
Kyle Gray.....	7.2	
Cody Greenhill.....	11.2	
Ryan Hoerter.....	2.0	2.0
Bailey Horn.....	6.2	
Will Morrison.....	0.2	7.0
Jack Owen.....	1.2	
Blake Schilleci.....	0.1	6.1
Carson Skipper.....	3.1	
Garrett Wade.....	3.1	4.0
Ryan Watson.....	4.2	6.1

2019 Auburn Baseball  
Team Game-by-Game for Auburn (as of Feb 06, 2020)  
Pitching (All games)

Date	Opponent	ip	h	r	er	bb	so	2b	3b	hr	wp	bk	hbp	dp	ibb	score	w-l	sv	era
Feb 15	GEORGIA SOUTHE	9.0	9	2	1	1	12	2	0	0	0	0	0	0	0	11-2	1-0	1	1.00
Feb 16	GEORGIA SOUTHE	13.0	12	7	7	3	11	1	0	2	4	0	1	1	1	5-7	1-1	1	3.27
Feb 17	GEORGIA SOUTHE	13.0	10	3	1	6	7	1	0	0	1	0	2	1	2	4-3	2-1	1	2.31
Feb 19	ALABAMA A&M	9.0	4	1	0	1	17	2	0	0	0	0	2	0	0	10-1	3-1	1	1.84
Feb 20	ALABAMA A&M	9.0	8	2	0	5	10	2	0	0	1	0	0	1	0	10-2	4-1	1	1.53
Feb 22	at UCF	9.0	5	1	1	4	10	1	0	0	0	0	1	0	0	4-1	5-1	2	1.45
Feb 23	at UCF	8.0	9	6	5	2	9	2	0	0	0	0	0	0	0	1-6	5-2	2	1.93
Feb 24	at UCF	9.0	11	9	9	3	3	1	0	4	0	0	2	2	0	13-9	6-2	2	2.73
Mar 01	CINCINNATI	9.0	2	0	0	0	15	1	0	0	0	0	0	0	0	5-0	7-2	2	2.45
Mar 02	CINCINNATI	9.0	3	0	0	1	11	1	0	0	0	0	0	0	0	5-0	8-2	3	2.23
Mar 02	CINCINNATI	9.0	8	5	4	1	11	3	0	2	1	0	0	0	0	9-5	9-2	4	2.38
Mar 05	UT MARTIN	9.0	10	9	6	5	3	5	0	0	0	0	2	0	0	15-9	10-2	4	2.66
Mar 06	UT MARTIN	9.0	3	0	0	3	15	0	0	0	2	0	1	0	0	2-0	11-2	5	2.47
Mar 08	TEXAS AT SAN AN	9.0	4	0	0	1	10	1	0	0	1	0	0	1	0	6-0	12-2	5	2.30
Mar 09	TEXAS AT SAN AN	9.0	4	0	0	0	7	0	0	0	0	0	0	1	0	5-0	13-2	5	2.15
Mar 09	TEXAS AT SAN AN	9.0	10	3	2	1	12	1	0	0	0	0	1	0	0	8-3	14-2	5	2.15
Mar 12	at South Alabama	9.0	6	2	2	5	16	0	0	2	0	1	0	0	0	6-2	15-2	5	2.14
*Mar 15	TENNESSEE	9.0	4	0	0	2	13	0	0	0	0	0	1	0	0	2-0	16-2	6	2.02
*Mar 16	TENNESSEE	9.0	6	2	2	3	8	0	0	1	0	0	0	0	0	5-2	17-2	6	2.02
*Mar 17	TENNESSEE	9.0	10	3	2	6	2	2	1	1	0	0	0	1	1	5-3	18-2	6	2.02
Mar 19	at UAB	9.0	7	5	4	7	9	2	0	0	0	0	0	0	0	13-5	19-2	6	2.11
*Mar 22	at Mississippi State	9.0	7	5	4	3	7	2	0	0	3	0	2	0	0	6-5	20-2	7	2.20
*Mar 23	at Mississippi State	8.0	20	15	14	8	7	5	0	1	1	0	0	1	0	2-15	20-3	7	2.70
*Mar 24	at Mississippi State	8.0	21	20	18	5	6	8	0	2	0	0	1	0	0	15-20	20-4	7	3.34
Mar 26	vs Alabama	8.0	10	6	5	8	5	3	0	0	1	0	1	1	0	3-6	20-5	7	3.42
*Mar 29	at South Carolina	9.0	4	2	1	3	8	0	0	1	0	0	1	0	0	4-2	21-5	8	3.33
*Mar 30	at South Carolina	8.0	4	4	2	7	8	1	0	1	2	0	0	0	0	0-4	21-6	8	3.29
*Mar 31	at South Carolina	9.0	11	5	5	4	4	2	0	2	1	0	0	1	0	7-5	22-6	9	3.35
Apr 02	GEORGIA TECH	9.0	9	9	9	9	9	3	0	0	3	0	2	0	0	3-9	22-7	9	3.55
*Apr 05	ARKANSAS	9.0	8	3	3	2	13	1	1	1	2	0	0	0	0	6-3	23-7	10	3.53
*Apr 05	ARKANSAS	15.0	14	9	8	11	20	3	1	2	2	0	1	0	2	6-9	23-8	10	3.59
*Apr 06	ARKANSAS	9.0	10	8	8	9	3	2	0	1	0	0	0	0	0	0-8	23-9	10	3.73
Apr 09	JACKSONVILLE ST	9.0	10	11	11	9	6	2	0	0	0	0	0	0	0	6-11	23-10	10	3.94
*Apr 12	at Texas A&M	8.0	8	4	4	1	10	4	0	0	2	0	0	1	0	0-4	23-11	10	3.96
*Apr 13	at Texas A&M	9.0	5	0	0	5	6	0	0	0	2	0	0	2	0	7-0	24-11	11	3.85
*Apr 14	at Texas A&M	8.0	8	4	4	1	8	0	0	1	1	0	0	0	0	1-4	24-12	11	3.86
Apr 16	at Georgia Tech	8.0	14	11	11	10	9	2	0	0	3	0	1	0	1	6-11	24-13	11	4.06
*Apr 18	OLE MISS	9.0	9	4	1	1	9	1	0	0	0	0	1	1	0	7-4	25-13	12	3.98
*Apr 19	OLE MISS	9.0	11	5	5	5	12	0	1	2	0	0	1	1	0	3-5	25-14	12	4.01
*Apr 20	OLE MISS	10.0	8	5	5	3	7	1	0	3	1	0	0	2	0	6-5	26-14	12	4.02
Apr 23	at Jacksonville Stat	9.0	10	2	2	5	13	1	0	1	1	0	1	0	0	14-2	27-14	12	3.97
*Apr 25	at Vanderbilt	8.0	13	12	8	9	10	4	0	1	4	1	1	0	0	6-12	27-15	12	4.08
*Apr 26	at Vanderbilt	8.0	13	5	5	4	6	4	0	1	2	0	0	3	0	2-5	27-16	12	4.11
*Apr 27	at Vanderbilt	8.0	15	9	7	4	8	2	1	1	0	0	1	1	0	5-9	27-17	12	4.18
*May 03	ALABAMA	9.0	7	1	1	3	5	1	0	0	1	0	1	3	0	5-1	28-17	12	4.11
*May 04	ALABAMA	9.0	11	7	5	6	8	2	0	0	0	0	1	1	0	6-7	28-18	12	4.13
*May 05	ALABAMA	9.0	14	7	7	3	7	1	0	2	2	0	0	0	0	17-7	29-18	12	4.19
May 07	UAB	9.0	6	6	6	7	8	1	1	0	2	0	2	1	0	4-6	29-19	12	4.23
*May 10	GEORGIA	9.0	14	11	11	2	7	2	0	2	1	0	1	1	0	2-11	29-20	12	4.37
*May 11	GEORGIA	10.0	8	3	3	1	9	1	0	2	1	0	1	2	0	4-3	30-20	12	4.33
*May 11	GEORGIA	9.0	12	10	9	3	6	1	0	2	1	0	0	0	0	8-10	30-21	12	4.42
May 14	NORTH ALABAMA	11.0	12	7	7	6	13	5	0	0	1	0	2	1	0	8-7	31-21	12	4.45
*May 16	at LSU	8.0	10	7	6	0	3	0	0	3	0	0	0	0	0	1-7	31-22	12	4.49
*May 17	at LSU	8.0	9	5	5	2	7	1	0	0	2	0	1	1	0	1-5	31-23	12	4.51
*May 18	at LSU	11.0	11	4	3	3	6	3	0	0	1	0	2	1	0	5-4	32-23	13	4.46
May 21	vs Tennessee	9.0	4	3	3	5	13	0	0	1	3	0	1	0	0	5-3	33-23	14	4.44
May 22	vs Vanderbilt	7.1	16	11	10	4	8	4	0	1	2	0	1	2	0	1-11	33-24	14	4.55
May 23	vs LSU	8.1	8	4	3	2	6	1	0	0	1	0	0	0	0	3-4	33-25	14	4.53
May 31	vs Coastal Carolina	9.0	10	7	7	4	13	2	0	2	2	0	2	0	0	16-7	34-25	14	4.57
Jun 01	at Georgia Tech	9.0	9	5	1	0	6	2	0	0	2	0	1	1	0	6-5	35-25	14	4.51
Jun 02	at Georgia Tech	9.0	3	1	1	1	8	0	0	1	0	0	0	2	0	4-1	36-25	15	4.45
Jun 08	at North Carolina	9.0	13	7	7	4	5	3	0	0	0	0	0	1	0	11-7	37-25	16	4.49
Jun 09	at North Carolina	9.0	8	2	2	9	7	0	0	0	1	1	0	1	0	0-2	37-26	16	4.46
Jun 10	at North Carolina	9.0	10	7	7	5	7	0	0	3	0	0	0	0	0	14-7	38-26	16	4.49
Jun 16	vs Mississippi State	8.2	12	5	3	6	3	2	0	0	0	0	1	1	1	4-5	38-27	16	4.47
Jun 19	vs Louisville	9.0	7	5	3	5	8	0	0	1	0	0	0	0	0	3-5	38-28	16	4.45
Totals		598.1	601	343	296	267	568	111	6	53	64	3	43	42	8	387-343	38-28	16	4.45

## AUBURN STARTING PITCHER BREAKDOWN

Starter	GS	Starts	Quality Support	Run Support	RS/Start	Auburn Record
---------	----	--------	-----------------	-------------	----------	---------------



## 2019 HITTING NOTES

## 2019 MULTI-HIT GAMES

	2	3	4	5+	Total
Ryan Bliss	18	4	-	-	22
Conor Davis	17	5	-	-	22
Judd Ward	13	7	-	-	20
Rankin Woley	16	4	-	-	20
Edouard Julien	15	3	-	-	18
Steven Williams	14	2	1	-	17
Kason Howell	13	2	-	-	15
Will Holland	9	4	1	-	14
Matt Scheffler	12	1	-	-	13
Everett Lau	1	1	-	-	2
Brody Moore	1	1	-	-	2
Devin Warner	-	1	-	-	1

## CAREER MULTI-HIT GAMES

	2	3	4	5+	Total
Conor Davis	39	9	-	-	48
Will Holland	29	11	2	-	42
Edouard Julien	27	7	-	-	34
Steven Williams	21	8	4	-	33
Judd Ward	18	7	-	-	25
Ryan Bliss	18	4	-	-	22
Rankin Woley	16	4	-	-	20
Kason Howell	13	2	-	-	15
Matt Scheffler	12	1	-	-	13
Everett Lau	1	1	-	-	2
Brody Moore	1	1	-	-	2
Devin Warner	-	1	-	-	1

## 2019 MULTI-RBI GAMES

	2	3	4	5+	Total
Edouard Julien	10	8	1	-	19
Rankin Woley	9	4	-	-	13
Ryan Bliss	8	2	1	-	11
Steven Williams	4	4	1	9	18
Conor Davis	5	1	2	-	8
Will Holland	7	1	-	-	8
Judd Ward	3	3	1	-	7
Matt Scheffler	3	1	-	-	4
Kason Howell	1	1	-	-	2
Everett Lau	-	-	-	1	1
Devin Warner	-	1	-	-	1
Chase Hall	1	-	-	-	1

## CAREER MULTI-RBI GAMES

	2	3	4	5+	Total
Edouard Julien	15	15	7	-	37
Will Holland	17	8	2	-	27
Conor Davis	16	5	4	1	26
Steven Williams	11	8	2	2	23
Rankin Woley	9	4	-	-	13
Ryan Bliss	8	2	1	-	11
Judd Ward	5	3	1	-	9
Matt Scheffler	3	1	-	-	4
Kason Howell	1	1	-	-	2
Chase Hall	1	-	-	-	1
Everett Lau	-	-	-	1	1
Devin Warner	-	1	-	-	1

## CAREER STARTS

	Career	Consec.
Will Holland	170	36
Conor Davis	147	51
Steven Williams	129	8
Edouard Julien	124	62
Judd Ward	88	53
Ryan Bliss	66	66
Rankin Woley	64	19
Kason Howell	63	14
Matt Scheffler	59	9
Everett Lau	8	-
Chase Hall	7	-
Brody Moore	4	-
Devin Warner	2	-
Ed Johnson	1	-

## TEAM NOTES

Auburn Overall SEC Rankings			Auburn SEC-Only Rankings		
Category	Rank	No.	Category	Rank	No.
Avg.	9th	.266	Avg.	9th	.244
Hits	6th	606	Hits	9th	251
2B	4th	111	2B	T-5th	46
HR	T-11th	50	HR	10th	21
BB	9th	280	BB	T-9th	99

## 2019 AUBURN HOME RUNS

No.	Player (#)	Opponent (Date)	On	Outs	Inn.	Pitcher
1	Edouard Julien (1)	Georgia Southern (2/17)	0	0	7th	Edwards (R)
2	Edouard Julien (2)	Alabama A&M (2/20)	0	0	5th	Mendoza (L)
3	Judd Ward (1)	Alabama A&M (2/20)	0	0	8th	Figueroa (R)
4	Edouard Julien (3)	Alabama A&M (2/20)	1	2	8th	Figueroa (R)
5	Edouard Julien (4)	at UCF (2/22)	1	0	2nd	Schuermann (L)
6	Conor Davis (1)	at UCF (2/24)	1	0	2nd	Spicer (R)
7	Steven Williams (1)	at UCF (2/24)	1	1	3rd	Spicer (R)
8	Rankin Woley (1)	at UCF (2/24)	0	2	4th	Sinclair (R)
9	Steven Williams (2)	Cincinnati (3/1)	1	1	7th	Shawver (L)
10	Ryan Bliss (1)	Cincinnati (3/2)	0	2	3rd	Batcho (L)
11	Edouard Julien (5)	UT Martin (3/5)	0	1	4th	Cannon (R)
12	Everett Lau (1)	UT Martin (3/5)	2	1	7th	O'Doherty (R)
13	Conor Davis (2)	UT Martin (3/6)	0	2	4th	Bullington (R)
14	Matt Scheffler (1)	UTSA (3/9)	0	2	5th	Foust (R)
15	Conor Davis (3)	at UAB (3/19)	3	2	5th	Wesson (R)
16	Steven Williams (3)	at Mississippi State (3/22)	0	1	6th	Small (L)
17	Rankin Woley (2)	at Mississippi State (3/22)	0	1	6th	Small (L)
18	Steven Williams (4)	at Mississippi State (3/24)	1	0	4th	Price (R)
19	Judd Ward (2)	at Mississippi State (3/24)	2	1	7th	Gordon (R)
20	Will Holland (1)	at South Carolina	1	1	2nd	Shook (R)
21	Edouard Julien (6)	at South Carolina	2	2	2nd	Tringali (R)
22	Will Holland (2)	Arkansas (4/5)	1	0	5th	Noland (R)
23	Edouard Julien (7)	Jacksonville State (4/9)	1	1	1st	Willingham (R)
24	Conor Davis (4)	at Texas A&M (4/13)	1	1	1st	Lacy (L)
25	Edouard Julien (8)	Ole Miss (4/18)	0	2	7th	Myers (R)
26	Conor Davis (5)	Ole Miss (4/19)	0	0	2nd	Nikhazy (L)
27	Will Holland (3)	Ole Miss (4/19)	0	2	4th	Nikhazy (L)
28	Conor Davis (6)	Ole Miss (4/19)	0	0	6th	Nikhazy (L)
29	Will Holland (4)	at Vanderbilt (4/25)	0	2	6th	Hickman (R)
30	Rankin Woley (3)	at Vanderbilt (4/27)	2	0	8th	Eder (L)
31	Steven Williams (5)	Alabama (5/5)	2	1	8th	Vainer (R)
32	Will Holland (5)	Alabama (5/5)	1	1	8th	Freeman (R)
33	Judd Ward (3)	Georgia (5/10)	0	2	5th	Locey (R)
34	Will Holland (6)	Georgia (5/11)	0	1	2nd	Hancock (R)
35	Steven Williams (6)	North Alabama (5/14)	2	2	2nd	Mancour (L)
36	Will Holland (7)	North Alabama (5/14)	0	2	5th	Stillman (R)
37	Will Holland (8)	at LSU (5/17)	0	0	5th	Marceaux (R)
38	Ryan Bliss (2)	at LSU (5/18)	0	1	6th	Peterson (R)
39	Matt Scheffler (2)	at LSU (5/18)	1	1	9th	Hess (R)
40	Judd Ward (4)	vs. Tennessee (5/21)	1	1	7th	Sewell (R)
41	Will Holland (9)	vs. Vanderbilt (5/22)	0	2	4th	Hickman (R)
42	Steven Williams (7)	vs. Coastal Carolina (5/31)	2	1	4th	Veneziano (L)
43	Conor Davis (7)	vs. Coastal Carolina (5/31)	0	2	6th	Gentry (L)
44	Ryan Bliss (3)	at Georgia Tech (6/1)	0	1	1st	Thomas (L)
45	Steven Williams (8)	at Georgia Tech (6/1)	2	2	9th	Thomas (L)
46	Steven Williams (9)	at North Carolina (6/8)	1	1	5th	Baum (R)
47	Edouard Julien (9)	at North Carolina (6/8)	2	2	9th	O'Brien (L)
48	Judd Ward (5)	at North Carolina (6/10)	2	2	1st	Butler (R)
49	Edouard Julien (10)	vs. Mississippi State (6/16)	1	2	2nd	Small (L)
50	Conor Davis (8)	vs. Louisville (6/19)	0	1	9th	Kirian (L)

## AUBURN CAREER HOME RUN BREAKDOWN

	1R	2R	3R	GS	Career	Home	Road	Last
Bliss	3	--	--	--	3	1	2	6/1/19
Davis	5	2	3	1	11	6	5	6/19/19
Holland	15	8	1	--	24	14	10	5/22/19
Julien	7	7	10	3	27	14	13	6/16/19
Lau	--	--	1	--	1	1	--	3/5/19
Scheffler	1	1	--	--	2	1	1	5/18/19
Ward	2	1	2	0	5	2	3	6/10/19
Williams	6	7	7	1	21	10	11	6/8/19
Woley	2	--	1	--	3	--	3	4/27/19

## HITTING STREAKS

	Current	'19	Career
Ryan Bliss	1	10	10
Conor Davis	1	10	11
Matt Scheffler	3	10	10
Judd Ward	-	7	7
Edouard Julien	3	6	6
Will Holland	1	5	8
Kason Howell	3	5	5
Steven Williams	2	5	6
Rankin Woley	-	5	5
Ed Johnson	-	2	2
Everett Lau	-	2	2
Brody Moore	-	2	2
Chase Hall	-	2	2
Brett Olson	1	1	1
Devin Warner	1	1	1

## REACHED BASE STREAKS

	Current	'19	Career
Steven Williams	9	19	25
Judd Ward	-	18	18
Conor Davis	5	17	19
Kason Howell	11	17	17
Rankin Woley	-	17	17
Matt Scheffler	4	13	13
Edouard Julien	11	11	14
Ryan Bliss	1	10	10
Will Holland	8	9	18
Everett Lau	-	5	5
Chase Hall	-	3	3
Ed Johnson	-	3	3
Brody Moore	-	2	2
Brett Olson	2	2	2
Devin Warner	1	1	1

## BUNT HITS

Player	No.
Judd Ward	5
Ryan Bliss	3
Matt Scheffler	2
Will Holland	1
Kason Howell	1
Edouard Julien	1
TOTAL	13

## SAC BUNTS

Player	No.
Judd Ward	6
Kason Howell	4
Steven Williams	4
Matt Scheffler	4
Will Holland	3
Ryan Bliss	2
TOTAL	23

## SAC FLIES

Player	No.
Ryan Bliss	7
Kason Howell	5
Edouard Julien	5
Steven Williams	3
Rankin Woley	3
Matt Scheffler	2
Judd Ward	1
Will Holland	1
TOTAL	27

## OUTFIELD ASSISTS

Player	No.
Judd Ward	9
Steven Williams	3
Kason Howell	2
Brody Moore	1
TOTAL	15

## PINCH HITS

Player	No.
Ed Johnson	1
Everett Lau	1
Brody Moore	1
TOTAL	3







2019 GAME-BY-GAME HITTING

2019 Auburn Baseball  
Team Game-by-Game for Auburn (as of Feb 06, 2020)  
Batting (All games)

Date	Opponent	ab	r	h	rbi	2b	3b	hr	tb	bb	ibb	sb	cs	hbp	sac	sf	gdp	k	po	a	e	lob	avg
Feb 15	GEORGIA SOUTHE	30	11	8	10	1	1	0	11	6	0	4	1	3	0	3	0	7	27	6	2	7	.267
Feb 16	GEORGIA SOUTHE	44	5	9	5	2	0	0	11	4	1	0	0	0	2	0	1	8	39	10	1	6	.230
Feb 17	GEORGIA SOUTHE	42	4	10	4	1	0	1	14	9	2	2	2	1	1	0	2	7	39	20	3	12	.233
Feb 19	ALABAMA A&M	37	10	13	9	4	2	0	21	6	0	1	0	0	0	1	0	7	27	4	2	10	.261
Feb 20	ALABAMA A&M	34	10	12	8	2	0	3	23	6	0	3	0	3	0	1	1	9	27	16	1	10	.278
Feb 22	at UCF	31	4	5	4	2	0	1	10	5	1	0	0	0	1	1	0	5	27	5	1	7	.261
Feb 23	at UCF	29	1	5	0	1	0	0	6	5	1	1	0	2	1	0	1	9	24	7	1	9	.251
Feb 24	at UCF	39	13	15	13	2	1	3	28	9	1	1	0	2	1	0	2	10	27	7	2	11	.269
Mar 01	CINCINNATI	32	5	10	5	0	0	1	13	3	0	1	0	0	2	0	0	11	27	4	0	8	.274
Mar 02	CINCINNATI	34	5	11	4	4	0	0	15	2	0	0	0	1	0	0	1	8	27	7	0	8	.278
Mar 02	CINCINNATI	33	9	8	5	3	0	1	14	9	0	3	0	2	0	1	0	8	27	9	1	12	.275
Mar 05	UT MARTIN	41	15	18	13	3	0	2	27	6	0	3	0	3	0	2	0	6	27	12	1	13	.291
Mar 06	UT MARTIN	27	2	3	1	0	0	1	6	3	0	0	0	0	0	0	1	7	27	4	0	4	.280
Mar 08	TEXAS AT SAN AN	29	6	8	4	0	0	0	8	3	0	3	0	1	0	1	0	7	27	10	0	4	.280
Mar 09	TEXAS AT SAN AN	30	5	8	5	1	0	1	12	2	0	1	0	2	0	0	1	5	27	11	0	5	.279
Mar 09	TEXAS AT SAN AN	30	8	9	8	2	0	0	11	8	0	1	0	1	0	1	1	7	27	7	2	8	.280
Mar 12	at South Alabama	34	6	7	5	1	1	0	10	5	0	2	0	0	0	1	1	7	27	6	0	7	.276
*Mar 15	TENNESSEE	32	2	7	1	2	0	0	9	2	0	2	0	0	0	0	1	8	27	8	1	8	.273
*Mar 16	TENNESSEE	27	5	6	4	0	0	0	6	7	0	3	0	0	0	0	3	6	27	12	0	5	.271
*Mar 17	TENNESSEE	29	5	7	4	1	0	0	8	1	0	6	1	2	1	0	0	7	27	9	2	4	.270
Mar 19	at UAB	39	13	12	12	3	0	1	18	6	0	3	0	3	0	1	0	4	27	12	1	9	.272
*Mar 22	at Mississippi State	35	6	9	6	2	1	2	19	3	0	0	1	0	0	0	0	11	27	7	2	5	.271
*Mar 23	at Mississippi State	30	2	4	2	2	0	0	6	1	0	0	0	1	0	1	0	9	24	10	2	4	.266
*Mar 24	at Mississippi State	48	15	21	13	3	0	2	30	3	0	0	0	2	1	0	1	8	24	8	2	12	.276
Mar 26	vs Alabama	33	3	8	2	1	0	0	9	4	0	1	0	1	0	0	0	7	24	13	2	8	.274
*Mar 29	at South Carolina	37	4	10	4	2	0	0	12	2	0	0	0	0	1	0	0	13	27	9	2	9	.274
*Mar 30	at South Carolina	32	0	6	0	1	0	0	7	1	0	3	0	0	0	0	1	6	24	9	1	6	.271
*Mar 31	at South Carolina	34	7	6	6	0	0	2	12	2	0	2	0	2	0	0	0	6	27	8	0	4	.268
Apr 02	GEORGIA TECH	35	3	11	3	1	0	0	12	3	0	1	1	0	0	0	1	9	27	10	1	8	.270
*Apr 05	ARKANSAS	33	6	11	6	3	0	0	14	3	0	0	1	0	1	0	0	5	27	6	0	7	.272
*Apr 05	ARKANSAS	52	6	11	5	4	0	1	18	9	2	0	1	3	2	1	1	12	45	14	2	16	.269
*Apr 06	ARKANSAS	29	0	5	0	1	0	0	6	4	0	0	0	1	1	0	1	10	27	15	0	8	.266
Apr 09	JACKSONVILLE ST	35	6	10	6	2	0	1	15	4	0	1	0	0	0	1	0	11	27	14	1	7	.267
*Apr 12	at Texas A&M	30	0	7	0	0	0	0	7	3	0	0	1	1	0	0	2	9	24	6	0	7	.266
*Apr 13	at Texas A&M	38	7	11	6	2	0	1	16	3	0	1	0	1	0	0	0	8	27	13	0	8	.267
*Apr 14	at Texas A&M	34	1	6	1	1	0	0	7	0	0	0	0	1	0	0	0	10	24	8	1	7	.264
Apr 16	at Georgia Tech	41	6	13	6	3	0	0	16	5	0	2	0	0	0	0	1	8	24	9	2	13	.266
*Apr 18	OLE MISS	26	7	7	7	1	0	1	11	6	1	0	0	1	2	3	0	7	27	11	3	7	.266
*Apr 19	OLE MISS	34	3	6	3	0	0	3	15	4	0	1	0	0	0	0	1	10	27	10	0	8	.264
*Apr 20	OLE MISS	35	6	7	4	2	0	0	9	4	0	0	1	1	0	0	0	8	30	13	1	5	.262
Apr 23	at Jacksonville Stat	40	14	16	14	4	0	0	20	7	0	2	0	2	0	0	1	10	27	7	0	8	.266
*Apr 25	at Vanderbilt	36	6	10	6	3	0	1	16	3	0	0	0	3	0	0	1	10	24	7	2	9	.266
*Apr 26	at Vanderbilt	36	2	9	1	0	0	0	9	3	0	0	0	0	0	0	1	13	24	10	0	10	.266
*Apr 27	at Vanderbilt	35	5	9	5	1	0	1	13	6	0	0	0	0	0	1	0	9	24	10	1	10	.266
*May 03	ALABAMA	32	5	10	5	4	1	0	16	5	0	0	0	2	0	1	0	9	27	13	0	11	.267
*May 04	ALABAMA	34	6	10	5	2	0	0	12	4	0	2	0	1	2	0	1	9	27	20	3	8	.267
*May 05	ALABAMA	40	17	19	17	3	0	2	28	3	0	0	1	2	1	0	0	1	27	7	0	5	.272
May 07	UAB	32	4	10	4	3	0	0	13	5	0	0	1	1	2	2	0	5	27	7	0	11	.273
*May 10	GEORGIA	31	2	4	2	1	0	1	8	2	0	0	0	0	0	0	0	13	27	7	2	4	.270
*May 11	GEORGIA	34	4	8	4	1	0	1	12	4	2	1	0	0	1	0	1	7	30	9	1	7	.270
*May 11	GEORGIA	36	8	11	7	2	0	0	13	3	0	0	0	1	0	1	0	9	27	12	1	6	.270
May 14	NORTH ALABAMA	38	8	9	8	1	1	2	18	8	0	1	1	1	0	1	0	4	33	13	0	9	.270
*May 16	at LSU	28	1	2	1	0	1	0	4	6	0	0	0	1	0	1	0	9	24	8	2	8	.267
*May 17	at LSU	28	1	2	1	0	0	1	5	0	0	0	0	0	0	0	1	9	24	11	0	0	.264
*May 18	at LSU	42	5	10	5	2	0	2	18	2	1	1	0	0	0	0	1	12	33	10	1	6	.263
May 21	vs Tennessee	30	5	7	5	1	0	1	11	6	0	0	0	0	0	0	1	10	27	8	0	7	.263
May 22	vs Vanderbilt	26	1	2	1	1	0	1	6	5	0	0	0	0	0	0	0	10	22	10	1	6	.260
May 23	vs LSU	36	3	9	3	3	0	0	12	3	1	0	0	0	0	0	1	9	25	4	1	9	.260
May 31	vs Coastal Carolina	42	16	18	15	0	0	2	24	7	0	0	0	1	0	0	1	10	27	9	1	10	.264
Jun 01	at Georgia Tech	34	6	11	5	1	0	2	18	0	0	0	0	1	0	0	4	6	27	11	3	3	.265
Jun 02	at Georgia Tech	35	4	7	4	3	0	0	10	4	1	2	0	0	0	0	1	11	27	8	0	8	.263
Jun 08	at North Carolina	36	11	10	10	4	0	2	20	6	0	1	0	0	0	1	1	10	27	14	0	5	.264
Jun 09	at North Carolina	32	0	6	0	0	0	0	6	4	0	0	0	0	0	0	1	11	27	6	0	9	.263
Jun 10	at North Carolina	44	14	18	13	1	0	1	22	6	0	0	0	0	0	0	1	4	27	6	1	9	.265
Jun 16	vs Mississippi State	32	4	6	3	0	0	1	9	3	0	0	0	2	0	0	3	13	26	14	2	6	.264
Jun 19	vs Louisville	38	3	13	3	4	0	1	20	4	0	1	0	0	0	0	1	10	27	6	2	12	.266
Totals		2281	387	606	351	111	9	50	885	280	14	63	13	59	23	27	47	553	1795	626	67	512	.266



## 2019 GAME-BY-GAME RESULTS



**2019 Auburn Baseball  
Game Results for Auburn (as of Feb 06, 2020)  
(All games)**



Date	Opponent	Score	Inns	Overall	SEC	Pitcher of record	Attend	Time
Feb 15, 2019	GEORGIA SOUTHERN	w 11-2	9	1-0-0	0-0-0	Anderson, E. (W 1-0)	3053	3:15
Feb 16, 2019	GEORGIA SOUTHERN	L 5-7	(13)	1-1-0	0-0-0	Watson, R. (L 0-1)	4096	4:22
Feb 17, 2019	GEORGIA SOUTHERN	w 4-3	(13)	2-1-0	0-0-0	Owen, J. (W 1-0)	3220	4:34
Feb 19, 2019	ALABAMA A&M	w 10-1	9	3-1-0	0-0-0	Skipper, C. (W 1-0)	2457	2:54
Feb 20, 2019	ALABAMA A&M	w 10-2	9	4-1-0	0-0-0	Wade, G. (W 1-0)	2365	3:07
Feb 22, 2019	at UCF	w 4-1	9	5-1-0	0-0-0	Burns, T. (W 1-0)	1517	2:58
Feb 23, 2019	at UCF	L 1-6	9	5-2-0	0-0-0	Gray, K. (L 0-1)	1803	3:00
Feb 24, 2019	at UCF	w 13-9	9	6-2-0	0-0-0	Skipper, C. (W 2-0)	1641	3:50
Mar 01, 2019	CINCINNATI	w 5-0	9	7-2-0	0-0-0	Burns, T. (W 2-0)	3544	2:26
Mar 02, 2019	CINCINNATI-1	w 5-0	9	8-2-0	0-0-0	Owen, J. (W 2-0)	3694	2:40
Mar 02, 2019	CINCINNATI-2	w 9-5	9	9-2-0	0-0-0	Anderson, E. (W 2-0)	3693	3:26
Mar 05, 2019	UT MARTIN	w 15-9	9	10-2-0	0-0-0	Fitts, R. (W 1-0)	2621	3:38
Mar 06, 2019	UT MARTIN	w 2-0	9	11-2-0	0-0-0	Wade, G. (W 2-0)	2512	2:23
Mar 08, 2019	TEXAS AT SAN ANTONIO	w 6-0	9	12-2-0	0-0-0	Burns, T. (W 3-0)	3087	2:28
Mar 09, 2019	TEXAS AT SAN ANTONIO-1	w 5-0	9	13-2-0	0-0-0	Owen, J. (W 3-0)	3285	2:20
Mar 09, 2019	TEXAS AT SAN ANTONIO-2	w 8-3	9	14-2-0	0-0-0	Skipper, C. (W 3-0)	3284	2:54
Mar 12, 2019	at South Alabama	w 6-2	9	15-2-0	0-0-0	Wade, G. (W 3-0)	2831	2:52
* Mar 15, 2019	#21 TENNESSEE	w 2-0	9	16-2-0	1-0-0	Anderson, E. (W 3-0)	3060	2:34
* Mar 16, 2019	#21 TENNESSEE	w 5-2	9	17-2-0	2-0-0	Fuller, B. (W 1-0)	3513	2:59
* Mar 17, 2019	#21 TENNESSEE	w 5-3	9	18-2-0	3-0-0	Gray, K. (W 1-1)	3401	3:17
Mar 19, 2019	at UAB	w 13-5	9	19-2-0	3-0-0	Horn, B. (W 1-0)	4037	3:28
* Mar 22, 2019	at #4 Mississippi State	w 6-5	9	20-2-0	4-0-0	Anderson, E. (W 4-0)	10029	3:14
* Mar 23, 2019	at #4 Mississippi State	L 2-15	9	20-3-0	4-1-0	Skipper, C. (L 3-1)	12343	3:22
* Mar 24, 2019	at #4 Mississippi State	L 15-20	9	20-4-0	4-2-0	Greenhill, C (L 0-1)	9886	4:11
Mar 26, 2019	vs Alabama	L 3-6	9	20-5-0	4-2-0	Gray, K. (L 1-2)	7896	3:26
* Mar 29, 2019	at South Carolina	w 4-2	9	21-5-0	5-2-0	Burns, T. (W 4-0)	6898	3:07
* Mar 30, 2019	at South Carolina	L 0-4	9	21-6-0	5-3-0	Fuller, B. (L 1-1)	7390	3:03
* Mar 31, 2019	at South Carolina	w 7-5	9	22-6-0	6-3-0	Fitts, R. (W 2-0)	6564	2:57
Apr 02, 2019	GEORGIA TECH	L 3-9	9	22-7-0	6-3-0	Gray, K. (L 1-3)	3626	3:27
* Apr 05, 2019	#9 ARKANSAS-1	w 6-3	9	23-7-0	7-3-0	Anderson, E. (W 5-0)	3476	2:50
* Apr 05, 2019	#9 ARKANSAS-2	L 6-9	(15)	23-8-0	7-4-0	Skipper, C. (L 3-2)	3856	5:40
* Apr 06, 2019	#9 ARKANSAS	L 0-8	9	23-9-0	7-5-0	Fitts, R. (L 2-1)	3731	3:08
Apr 09, 2019	JACKSONVILLE STATE	L 6-11	9	23-10-0	7-5-0	Anderson, E. (L 5-1)	2838	3:49
* Apr 12, 2019	at #12 Texas A&M	L 0-4	9	23-11-0	7-6-0	Burns, T. (L 4-1)	5873	2:40
* Apr 13, 2019	at #12 Texas A&M	w 7-0	9	24-11-0	8-6-0	Fuller, B. (W 2-1)	7037	3:19
* Apr 14, 2019	at #12 Texas A&M	L 1-4	9	24-12-0	8-7-0	Fitts, R. (L 2-2)	5516	2:44
Apr 16, 2019	at #16 Georgia Tech	L 6-11	9	24-13-0	8-7-0	Schilleci, B (L 0-1)	1657	4:11
* Apr 18, 2019	#17 OLE MISS	w 7-4	9	25-13-0	9-7-0	Fitts, R. (W 3-2)	3409	3:07
* Apr 19, 2019	#17 OLE MISS	L 3-5	9	25-14-0	9-8-0	Burns, T. (L 4-2)	3100	3:34
* Apr 20, 2019	#17 OLE MISS	w 6-5	(10)	26-14-0	10-8-0	Greenhill, C (W 1-1)	3614	3:09
Apr 23, 2019	at Jacksonville State	w 14-2	9	27-14-0	10-8-0	Glavine, P. (W 1-0)	1882	3:36
* Apr 25, 2019	at #4 Vanderbilt	L 6-12	9	27-15-0	10-9-0	Burns, T. (L 4-3)	3050	4:22
* Apr 26, 2019	at #4 Vanderbilt	L 2-5	9	27-16-0	10-10-0	Fitts, R. (L 3-3)	3534	3:10
* Apr 27, 2019	at #4 Vanderbilt	L 5-9	9	27-17-0	10-11-0	Fuller, B. (L 2-2)	3626	3:04
* May 03, 2019	ALABAMA	w 5-1	9	28-17-0	11-11-0	Owen, J. (W 4-0)	3982	2:51
* May 04, 2019	ALABAMA	L 6-7	9	28-18-0	11-12-0	Greenhill, C (L 1-2)	3532	3:41
* May 05, 2019	ALABAMA	w 17-7	9	29-18-0	12-12-0	Horn, B. (W 2-0)	3665	3:33
May 07, 2019	UAB	L 4-6	9	29-19-0	12-12-0	Skipper, C. (L 3-3)	2797	3:40
* May 10, 2019	#7 GEORGIA	L 2-11	9	29-20-0	12-13-0	Owen, J. (L 4-1)	3703	2:55
* May 11, 2019	#7 GEORGIA-1	w 4-3	(10)	30-20-0	13-13-0	Greenhill, C (W 2-2)	3361	3:12
* May 11, 2019	#7 GEORGIA-2	L 8-10	9	30-21-0	13-14-0	Schilleci, B (L 0-2)	3340	3:26
May 14, 2019	NORTH ALABAMA	w 8-7	(11)	31-21-0	13-14-0	Gray, K. (W 2-3)	3310	3:51
* May 16, 2019	at #20 LSU	L 1-7	9	31-22-0	13-15-0	Anderson, E. (L 5-2)	10305	2:45
* May 17, 2019	at #20 LSU	L 1-5	9	31-23-0	13-16-0	Owen, J. (L 4-2)	11009	2:18
* May 18, 2019	at #20 LSU	w 5-4	(11)	32-23-0	14-16-0	Watson, R. (W 1-1)	10681	3:23
May 21, 2019	vs #21 Tennessee	w 5-3	9	33-23-0	14-16-0	Horn, B. (W 3-0)	0	3:16
May 22, 2019	vs #2 Vanderbilt	L 1-11	8	33-24-0	14-16-0	Gray, K. (L 2-4)	0	3:14
May 23, 2019	vs #17 LSU	L 3-4	9	33-25-0	14-16-0	Greenhill, C (L 2-3)	6891	3:01
May 31, 2019	vs #3 Coastal Carolina	w 16-7	9	34-25-0	14-16-0	Anderson, E. (W 6-2)	2487	3:44
Jun 01, 2019	at #1 Georgia Tech	w 6-5	9	35-25-0	14-16-0	Fitts, R. (W 4-3)	3718	2:44
Jun 02, 2019	at #1 Georgia Tech	w 4-1	9	36-25-0	14-16-0	Horn, B. (W 4-0)	3718	2:37
Jun 08, 2019	at #14 North Carolina	w 11-7	9	37-25-0	14-16-0	Anderson, E. (W 7-2)	3699	3:35
Jun 09, 2019	at #14 North Carolina	L 0-2	9	37-26-0	14-16-0	Horn, B. (L 4-1)	3718	3:40
Jun 10, 2019	at #14 North Carolina	w 14-7	9	38-26-0	14-16-0	Fitts, R. (W 5-3)	4089	3:36
Jun 16, 2019	vs #6 Mississippi State	L 4-5	9	38-27-0	14-16-0	Burns, T. (L 4-4)	22671	3:48
Jun 19, 2019	vs #7 Louisville	L 3-5	9	38-28-0	14-16-0	Horn, B. (L 4-2)	14481	3:47

\* = Conference game  
( ) extra inning game







# 2019 SUPERLATIVES & MISCELLANEOUS STATS

## STARTS BY POSITION

### STARTING PITCHER

Tanner Burns	15	11-4
Jack Owen	10	6-4
Brooks Fuller	8	4-4
Carson Skipper	8	5-3
Garrett Wade	7	4-3
Richard Fitts	5	1-4
Bailey Horn	5	3-2
Elliott Anderson	3	1-2
Kyle Gray	3	1-2
Davis Daniel	1	1-0
Ryan Watson	1	1-0

### CATCHER

Matt Scheffler	59	34-25
Chase Hall	7	4-3

### FIRST BASE

Rankin Woley	64	37-27
Brody Moore	2	1-1

### SECOND BASE

Ryan Bliss	64	36-28
Everett Lau	2	2-0

### THIRD BASE

Edouard Julien	65	37-28
Ed Johnson	1	1-0

### SHORTSTOP

Will Holland	64	36-28
Ryan Bliss	2	2-0

### LEFT FIELD

Judd Ward	62	35-27
Conor Davis	2	2-0
Brody Moore	2	1-1

### CENTER FIELD

Kason Howell	63	36-27
Judd Ward	3	2-1

### RIGHT FIELD

Steven Williams	64	37-27
Devin Warner	2	1-1

### DESIGNATED HITTER

Conor Davis	60	32-28
Everett Lau	6	6-0

## 2019 AUBURN & OPPONENT HIGHS

### TEAM BATTING

AUBURN	OPPONENT
Runs in a game	17, vs. UA (5/5)
Runs in an inning	13, [1st] at UNC (6/10)
Most Hits in a game	21, at MSU (3/24)
Fewest Hits in a game	2, two times
Hits in an inning	9, [1st] at UNC (6/10)
2B in a game	5, seven times
3B in a game	2, vs. AAMU (2/19)
HR in a game	3, three times
SB in a game	6, vs. UT (3/17)
LOB in a game	16, vs. ARK (4/5)
K in a game	13, four times
BB in a game	11, two times

### TEAM PITCHING

AUBURN	OPPONENT
K in a game	20, vs. ARK (4/5)
BB in a game	13, vs. ARK (4/5)
Pitchers used	7, four times
Total Quality Starts	10

### TEAM FIELDING

AUBURN	OPPONENT
Errors in a game	3, four times
DP turned in a game	3, two times

### IND. BATTING

AUBURN	OPPONENT
Hits in a game	4, two times
Runs in a game	4, Bliss vs. UGA (5/11)
2B in a game	2, five times
3B in a game	1, nine times
HR in a game	2, two times
RBI in a game	5, two times
XBH in a game	3, Davis vs. Louisville (6/19)
SB in a game	2, nine times
BB in a game	3, seven times
HBP in a game	2, four times
K in a game	4, three times
Hitting Streak	10 g, three times
Consec. G w/HR	Williams (5/31-6/1)

### IND. PITCHING

AUBURN	OPPONENT
K by a starter	15, Burns vs. UC (3/1)
K by a reliever	8, two times
BB by a starter	6, Horn at UNC (6/9)
BB by a reliever	3, 12 times
IP by a starter	9.0, two times
IP by a reliever	6.1, Fitts vs. UNA (5/14)

### MISCELLANEOUS

AUBURN	OPPONENT
Biggest comeback win	5, two times
Biggest blown lead loss	6, two times
Largest margin of victory	12, at JSU (4/23)
Largest margin of defeat	13, at MSU (3/23)
Longest game, Time	5:40, vs. ARK (4/5 - G2)
Longest game, Time (9 inn)	4:11, two times
Shortest game, Time (9 inn)	2:20, UTSA (3/9 - G1)
Longest game, Innings	15, vs. ARK (4/5 - G2)
Largest crowd, Home	4,096, vs. GS (2/16)
Largest crowd, Road	12,343, at MSU (3/23)
Largest crowd, Neutral	22,671 vs. MSU at TD Ameritrade Park (6/16)

## STARTS BY ORDER

### LEADOFF

Judd Ward	48	25-23
Will Holland	18	13-5

### 2ND SPOT

Ryan Bliss	26	12-14
Steven Williams	16	12-4
Kason Howell	14	5-9
Will Holland	9	8-1
Rankin Woley	1	1-0

### 3RD SPOT

Edouard Julien	30	16-14
Conor Davis	17	9-8
Rankin Woley	14	8-6
Steven Williams	5	5-0

### CLEANUP

Conor Davis	17	7-10
Rankin Woley	16	12-4
Edouard Julien	14	8-6
Will Holland	14	6-8
Steven Williams	3	3-0
Matt Scheffler	2	2-0

### 5TH SPOT

Matt Scheffler	20	7-13
Conor Davis	14	8-6
Steven Williams	9	4-5
Ryan Bliss	7	6-1
Edouard Julien	7	6-1
Rankin Woley	5	3-2
Will Holland	3	3-0
Judd Ward	1	1-0

### 6TH SPOT

Rankin Woley	26	11-15
Conor Davis	14	10-4
Ryan Bliss	12	8-4
Steven Williams	5	2-3
Edouard Julien	3	3-0
Everett Lau	3	3-0
Kason Howell	1	1-0
Matt Scheffler	1	0-1
Judd Ward	1	0-1

### 7TH SPOT

Kason Howell	21	14-7
Ryan Bliss	12	9-3
Steven Williams	12	5-7
Will Holland	9	3-6
Edouard Julien	6	2-4
Everett Lau	2	2-0
Rankin Woley	2	2-0
Matt Scheffler	1	1-0
Devin Warner	1	0-1

### 8TH SPOT

Judd Ward	14	11-3
Steven Williams	14	6-8
Kason Howell	12	8-4
Matt Scheffler	7	3-4
Ryan Bliss	5	1-4
Edouard Julien	5	2-3
Will Holland	4	2-2
Everett Lau	3	3-0
Chase Hall	1	1-0
Devin Warner	1	1-0

### 9TH SPOT

Matt Scheffler	28	21-7
Kason Howell	15	8-7
Will Holland	7	1-6
Chase Hall	6	3-3
Ryan Bliss	4	2-2
Brody Moore	4	2-2
Ed Johnson	1	1-0
Judd Ward	1	0-1



## 2019 STARTING LINEUPS

DATE	OPP	1	2	3	4	5	6	7	8	9	SP
2/15	Georgia Southern	Ward	Holland	Williams	Woley	Julien	Davis	Bliss	Howell	Scheffler	Daniel
2/16	Georgia Southern	Holland	Williams	Woley	Julien	Davis	Bliss	Howell	Scheffler	Ward	Burns
2/17	Georgia Southern	Ward	Holland	Williams	Woley	Julien	Davis	Bliss	Howell	Hall	Gray
2/19	Alabama A&M	Ward	Holland	Williams	Woley	Bliss	Howell	Lau	Hall	Johnson	Skipper
2/20	Alabama A&M	Ward	Woley	Williams	Davis	Julien	Bliss	Howell	Lau	Scheffler	Fuller
2/22	at UCF	Ward	Holland	Williams	Woley	Julien	Davis	Bliss	Howell	Scheffler	Burns
2/23	at UCF	Ward	Holland	Julien	Woley	Williams	Davis	Bliss	Howell	Hall	Gray
2/24	at UCF	Ward	Holland	Julien	Woley	Williams	Davis	Bliss	Howell	Scheffler	Horn
3/1	Cincinnati	Ward	Holland	Julien	Woley	Williams	Davis	Bliss	Howell	Scheffler	Burns
3/2	Cincinnati	Ward	Holland	Julien	Williams	Woley	Davis	Bliss	Howell	Scheffler	Owen
3/3	Cincinnati	Ward	Holland	Julien	Woley	Williams	Davis	Bliss	Howell	Scheffler	Skipper
3/5	UT Martin	Holland	Williams	Julien	Woley	Bliss	Lau	Howell	Ward	Scheffler	Horn
3/6	UT Martin	Holland	Williams	Julien	Woley	Bliss	Davis	Howell	Lau	Scheffler	Wade
3/8	UTSA	Holland	Williams	Julien	Woley	Bliss	Davis	Howell	Ward	Scheffler	Burns
3/9	UTSA	Holland	Williams	Julien	Woley	Bliss	Lau	Howell	Ward	Scheffler	Owen
3/10	UTSA	Holland	Williams	Julien	Woley	Bliss	Davis	Howell	Ward	Hall	Skipper
3/12	at South Alabama	Holland	Williams	Woley	Julien	Davis	Bliss	Howell	Ward	Scheffler	Wade
3/15	Tennessee*	Holland	Williams	Woley	Julien	Davis	Bliss	Howell	Ward	Scheffler	Burns
3/16	Tennessee*	Holland	Williams	Woley	Julien	Davis	Bliss	Howell	Ward	Scheffler	Owen
3/17	Tennessee*	Holland	Williams	Woley	Julien	Davis	Bliss	Howell	Ward	Scheffler	Skipper
3/19	at UAB	Holland	Williams	Woley	Julien	Davis	Bliss	Howell	Ward	Scheffler	Wade
3/22	at Mississippi State*	Holland	Williams	Woley	Julien	Davis	Bliss	Howell	Ward	Scheffler	Burns
3/23	at Mississippi State*	Holland	Williams	Woley	Julien	Davis	Bliss	Howell	Ward	Scheffler	Skipper
3/24	at Mississippi State*	Holland	Williams	Woley	Julien	Davis	Bliss	Howell	Ward	Scheffler	Anderson
3/26	vs. Alabama%	Holland	Williams	Woley	Julien	Davis	Bliss	Howell	Ward	Scheffler	Wade
3/29	at South Carolina*	Holland	Williams	Woley	Julien	Davis	Bliss	Howell	Ward	Scheffler	Burns
3/30	at South Carolina*	Ward	Howel	Julien	Woley	Williams	Davis	Holland	Bliss	Scheffler	Fuller
3/31	at South Carolina*	Ward	Howel	Julien	Woley	Williams	Davis	Holland	Bliss	Scheffler	Skipper
4/2	Georgia Tech	Ward	Howel	Julien	Woley	Williams	Davis	Holland	Bliss	Scheffler	Wade
4/4	Arkansas*	Ward	Howell	Woley	Julien	Davis	Williams	Bliss	Lau	Scheffler	Burns
4/5	Arkansas*	Ward	Howell	Woley	Julien	Davis	Williams	Holland	Bliss	Scheffler	Fuller
4/6	Arkansas*	Ward	Howell	Woley	Julien	Davis	Williams	Holland	Bliss	Hall	Fitts
4/9	Jacksonville State	Ward	Howell	Julien	Davis	Bliss	Scheffler	Williams	Holland	Moore	Wade
4/12	at Texas A&M*	Holland	Howell	Julien	Davis	Woley	Ward	Bliss	Williams	Scheffler	Burns
4/13	at Texas A&M*	Holland	Howell	Julien	Davis	Ward	Woley	Bliss	Williams	Scheffler	Fuller
4/14	at Texas A&M*	Ward	Howell	Julien	Davis	Scheffler	Woley	Bliss	Williams	Holland	Fitts
4/16	at Georgia Tech	Ward	Howell	Julien	Davis	Scheffler	Woley	Holland	Williams	Bliss	Skipper
4/18	Ole Miss*	Ward	Howell	Julien	Davis	Scheffler	Woley	Holland	Williams	Bliss	Wade
4/19	Ole Miss*	Ward	Howell	Julien	Woley	Scheffler	Davis	Williams	Holland	Bliss	Burns
4/20	Ole Miss*	Ward	Howell	Julien	Davis	Williams	Woley	Scheffler	Holland	Bliss	Fuller
4/23	at Jacksonville State	Ward	Bliss	Julien	Davis	Holland	Woley	Lau	Warner	Hall	Watson
4/25	at Vanderbilt*	Ward	Bliss	Julien	Davis	Scheffler	Woley	Howell	Williams	Holland	Burns
4/26	at Vanderbilt*	Ward	Bliss	Julien	Davis	Scheffler	Woley	Howell	Williams	Holland	Fitts
4/27	at Vanderbilt*	Ward	Bliss	Julien	Davis	Scheffler	Woley	Howell	Williams	Holland	Fuller
5/3	Alabama*	Ward	Bliss	Julien	Davis	Scheffler	Woley	Williams	Howell	Holland	Owen
5/4	Alabama*	Ward	Bliss	Julien	Davis	Scheffler	Woley	Williams	Howell	Holland	Fuller
5/5	Alabama*	Ward	Bliss	Julien	Davis	Scheffler	Williams	Howell	Holland	Moore	Fitts
5/7	UAB	Ward	Bliss	Julien	Davis	Scheffler	Woley	Williams	Howell	Holland	Skipper
5/10	Georgia*	Ward	Bliss	Julien	Davis	Scheffler	Woley	Holland	Williams	Howell	Owen
5/11	Georgia*	Ward	Bliss	Davis	Scheffler	Holland	Woley	Julien	Williams	Howell	Burns
5/12	Georgia*	Ward	Bliss	Davis	Holland	Scheffler	Woley	Julien	Williams	Moore	Fitts
5/14	North Alabama*	Ward	Bliss	Davis	Scheffler	Holland	Woley	Julien	Williams	Moore	Fuller
5/16	at LSU*	Ward	Bliss	Davis	Holland	Scheffler	Woley	Williams	Julien	Howell	Anderson
5/17	at LSU*	Ward	Bliss	Davis	Holland	Scheffler	Woley	Williams	Julien	Howell	Owen
5/18	at LSU*	Ward	Bliss	Davis	Holland	Scheffler	Woley	Williams	Julien	Howell	Burns
5/21	vs. Tennessee^	Ward	Bliss	Davis	Holland	Scheffler	Woley	Williams	Julien	Howell	Anderson
5/22	vs. Vanderbilt^	Ward	Bliss	Davis	Holland	Woley	Williams	Julien	Howell	Hall	Gray
5/23	vs. LSU^	Ward	Bliss	Davis	Holland	Scheffler	Woley	Warner	Julien	Howell	Owen
5/31	vs. Coastal Carolina#	Ward	Bliss	Davis	Holland	Scheffler	Julien	Woley	Williams	Howell	Owen
6/1	at Georgia Tech#	Ward	Bliss	Davis	Holland	Scheffler	Julien	Woley	Williams	Howell	Burns
6/2	at Georgia Tech#	Ward	Bliss	Davis	Holland	Julien	Woley	Williams	Scheffler	Howell	Horn
6/8	at North Carolina\$	Ward	Bliss	Davis	Holland	Julien	Woley	Williams	Scheffler	Howell	Owen
6/9	at North Carolina\$	Ward	Bliss	Davis	Holland	Julien	Woley	Williams	Scheffler	Howell	Horn
6/10	at North Carolina\$	Ward	Bliss	Davis	Williams	Woley	Julien	Holland	Scheffler	Howell	Burns
6/16	vs. Mississippi State@	Ward	Bliss	Davis	Holland	Williams	Woley	Julien	Scheffler	Howell	Owen
6/19	vs. Louisville@	Ward	Bliss	Davis	Holland	Williams	Woley	Julien	Scheffler	Howell	Horn

\* - SEC Game

% - MAX Capital City Classic (Montgomery, Ala.)

^ - SEC Tournament (Hoover, Ala.)

# - Atlanta Regional (Atlanta, Ga.)

\$ - Chapel Hill Super Regional (Chapel Hill, N.C.)

@ - College World Series (Omaha, Neb.)







## 2019 STARTERS

DATE	OPP	SP	C	1B	2B	3B	SS	LF	CF	RF	DH
2/15	Georgia Southern	Daniel	Scheffler	Woley	Bliss	Julien	Holland	Ward	Howell	Williams	Davis
2/16	Georgia Southern	Burns	Scheffler	Woley	Bliss	Julien	Holland	Ward	Howell	Williams	Davis
2/17	Georgia Southern	Gray	Hall	Woley	Bliss	Julien	Holland	Ward	Howell	Williams	Davis
2/19	Alabama A&M	Skipper	Hall	Woley	Bliss	Johnson	Holland	Ward	Howell	Williams	Lau
2/20	Alabama A&M	Fuller	Scheffler	Woley	Lau	Julien	Bliss	Ward	Howell	Williams	Davis
2/22	at UCF	Burns	Scheffler	Woley	Bliss	Julien	Holland	Ward	Howell	Williams	Davis
2/23	at UCF	Gray	Hall	Woley	Bliss	Julien	Holland	Ward	Howell	Williams	Davis
2/24	at UCF	Horn	Scheffler	Woley	Bliss	Julien	Holland	Ward	Howell	Williams	Davis
3/1	Cincinnati	Burns	Scheffler	Woley	Bliss	Julien	Holland	Ward	Howell	Williams	Lau
3/2	Cincinnati	Owens	Scheffler	Woley	Bliss	Julien	Holland	Ward	Howell	Williams	Davis
3/3	Cincinnati	Skipper	Scheffler	Woley	Bliss	Julien	Holland	Ward	Howell	Williams	Davis
3/5	UT Martin	Horn	Scheffler	Woley	Bliss	Julien	Holland	Ward	Howell	Williams	Lau
3/6	UT Martin	Wade	Scheffler	Woley	Bliss	Julien	Holland	Davis	Howell	Williams	Lau
3/8	UTSA	Burns	Scheffler	Woley	Bliss	Julien	Holland	Ward	Howell	Williams	Davis
3/9	UTSA	Owen	Scheffler	Woley	Bliss	Julien	Holland	Ward	Howell	Williams	Lau
3/10	UTSA	Skipper	Hall	Woley	Bliss	Julien	Holland	Ward	Howell	Williams	Davis
3/12	at South Alabama	Wade	Scheffler	Woley	Bliss	Julien	Holland	Ward	Howell	Williams	Davis
3/15	Tennessee*	Burns	Scheffler	Woley	Bliss	Julien	Holland	Ward	Howell	Williams	Davis
3/16	Tennessee*	Owen	Scheffler	Woley	Bliss	Julien	Holland	Ward	Howell	Williams	Davis
3/17	Tennessee*	Skipper	Scheffler	Woley	Bliss	Julien	Holland	Ward	Howell	Williams	Davis
3/19	at UAB	Wade	Scheffler	Woley	Bliss	Julien	Holland	Ward	Howell	Williams	Davis
3/22	at Mississippi State*	Burns	Scheffler	Woley	Bliss	Julien	Holland	Ward	Howell	Williams	Davis
3/23	at Mississippi State*	Skipper	Scheffler	Woley	Bliss	Julien	Holland	Ward	Howell	Williams	Davis
3/24	at Mississippi State*	Anderson	Scheffler	Woley	Bliss	Julien	Holland	Ward	Howell	Williams	Davis
3/26	vs. Alabama%	Wade	Scheffler	Woley	Bliss	Julien	Holland	Ward	Howell	Williams	Davis
3/29	at South Carolina*	Burns	Scheffler	Woley	Bliss	Julien	Holland	Ward	Howell	Williams	Davis
3/30	at South Carolina*	Fuller	Scheffler	Woley	Bliss	Julien	Holland	Ward	Howell	Williams	Davis
3/31	at South Carolina*	Skipper	Scheffler	Woley	Bliss	Julien	Holland	Ward	Howell	Williams	Davis
4/2	Georgia Tech	Wade	Scheffler	Woley	Bliss	Julien	Holland	Ward	Howell	Williams	Davis
4/4	Arkansas*	Burns	Scheffler	Woley	Lau	Julien	Bliss	Ward	Howell	Williams	Davis
4/5	Arkansas*	Fuller	Scheffler	Woley	Bliss	Julien	Holland	Ward	Howell	Williams	Davis
4/6	Arkansas*	Fitts	Hall	Woley	Bliss	Julien	Holland	Ward	Howell	Williams	Davis
4/9	Jacksonville State	Wade	Scheffler	Moore	Bliss	Julien	Holland	Ward	Howell	Williams	Davis
4/12	at Texas A&M*	Burns	Scheffler	Woley	Bliss	Julien	Holland	Ward	Howell	Williams	Davis
4/13	at Texas A&M*	Fuller	Scheffler	Woley	Bliss	Julien	Holland	Ward	Howell	Williams	Davis
4/14	at Texas A&M*	Fitts	Scheffler	Woley	Bliss	Julien	Holland	Ward	Howell	Williams	Davis
4/16	at Georgia Tech	Skipper	Scheffler	Woley	Bliss	Julien	Holland	Ward	Howell	Williams	Davis
4/18	Ole Miss*	Wade	Scheffler	Woley	Bliss	Julien	Holland	Ward	Howell	Williams	Davis
4/19	Ole Miss*	Burns	Scheffler	Woley	Bliss	Julien	Holland	Ward	Howell	Williams	Davis
4/20	Ole Miss*	Fuller	Scheffler	Woley	Bliss	Julien	Holland	Ward	Howell	Williams	Davis
4/23	at Jacksonville State	Watson	Hall	Woley	Bliss	Julien	Holland	Davis	Ward	Warner	Lau
4/25	at Vanderbilt*	Burns	Scheffler	Woley	Bliss	Julien	Holland	Ward	Howell	Williams	Davis
4/26	at Vanderbilt*	Fitts	Scheffler	Woley	Bliss	Julien	Holland	Ward	Howell	Williams	Davis
4/27	at Vanderbilt*	Fuller	Scheffler	Woley	Bliss	Julien	Holland	Ward	Howell	Williams	Davis
5/3	Alabama*	Owen	Scheffler	Woley	Bliss	Julien	Holland	Ward	Howell	Williams	Davis
5/4	Alabama*	Fuller	Scheffler	Woley	Bliss	Julien	Holland	Ward	Howell	Williams	Davis
5/5	Alabama*	Fitts	Scheffler	Moore	Bliss	Julien	Holland	Ward	Howell	Williams	Davis
5/7	UAB	Skipper	Scheffler	Woley	Bliss	Julien	Holland	Ward	Howell	Williams	Davis
5/10	Georgia*	Owen	Scheffler	Woley	Bliss	Julien	Holland	Ward	Howell	Williams	Davis
5/11	Georgia*	Burns	Scheffler	Woley	Bliss	Julien	Holland	Ward	Howell	Williams	Davis
5/12	Georgia*	Fitts	Scheffler	Woley	Bliss	Julien	Holland	Moore	Ward	Williams	Davis
5/14	North Alabama*	Fuller	Scheffler	Woley	Bliss	Julien	Holland	Moore	Ward	Williams	Davis
5/16	at LSU*	Anderson	Scheffler	Woley	Bliss	Julien	Holland	Ward	Howell	Williams	Davis
5/17	at LSU*	Owen	Scheffler	Woley	Bliss	Julien	Holland	Ward	Howell	Williams	Davis
5/18	at LSU*	Burns	Scheffler	Woley	Bliss	Julien	Holland	Ward	Howell	Williams	Davis
5/21	vs. Tennessee^	Anderson	Scheffler	Woley	Bliss	Julien	Holland	Ward	Howell	Williams	Davis
5/22	vs. Vanderbilt^	Gray	Hall	Woley	Bliss	Julien	Holland	Ward	Howell	Williams	Davis
5/23	vs. LSU^	Owen	Scheffler	Woley	Bliss	Julien	Holland	Ward	Howell	Warner	Davis
5/31	vs. Coastal Carolina#	Owen	Scheffler	Woley	Bliss	Julien	Holland	Ward	Howell	Williams	Davis
6/1	at Georgia Tech#	Burns	Scheffler	Woley	Bliss	Julien	Holland	Ward	Howell	Williams	Davis
6/2	at Georgia Tech#	Horn	Scheffler	Woley	Bliss	Julien	Holland	Ward	Howell	Williams	Davis
6/8	at North Carolina\$	Owen	Scheffler	Woley	Bliss	Julien	Holland	Ward	Howell	Williams	Davis
6/9	at North Carolina\$	Horn	Scheffler	Woley	Bliss	Julien	Holland	Ward	Howell	Williams	Davis
6/10	at North Carolina\$	Burns	Scheffler	Woley	Bliss	Julien	Holland	Ward	Howell	Williams	Davis
6/16	vs. Mississippi State@	Owen	Scheffler	Woley	Bliss	Julien	Holland	Ward	Howell	Williams	Davis
6/19	vs. Louisville@	Horn	Scheffler	Woley	Bliss	Julien	Holland	Ward	Howell	Williams	Davis

\* - SEC Game

% - MAX Capital City Classic (Montgomery, Ala.)

^ - SEC Tournament (Hoover, Ala.)

# - Atlanta Regional (Atlanta, Ga.)

\$ - Chapel Hill Super Regional (Chapel Hill, N.C.)

@ - College World Series (Omaha, Neb.)



The Southeastern Conference Baseball Tournament returns for a 23rd consecutive year to the Hoover Metropolitan Stadium in the south-Birmingham city of Hoover, Ala., May 19-24, 2020.

The 2020 SEC Baseball Tournament will continue to feature 12 teams and will remain set to begin on Tuesday, May 19. Seeds 5-12 will meet in a single elimination format on the opening day of the tournament, followed by traditional double-elimination play Wednesday-Friday. The tournament will return to single elimination play on Saturday. A total of 17 games will be played throughout the tournament.

The 12 teams are seeded 1-12 with the two divisional champions, and the top four seeds guaranteed opening-round byes, with the possibility of earning another later in the bracket. The tournament field will include the top teams from the SEC's Eastern and Western Divisions plus 10 at-large bids seeded 3-12 based on conference winning percentage.

In 2019, Vanderbilt defeated Ole Miss 11-10 in the championship game to give the Commodores their third SEC Tournament title.

The Hoover Met formerly served as home of the Double-A Birmingham Barons (Chicago White Sox) of the Southern League. The stadium also has served as host of the NCAA Men's Soccer Final Four, as well as home to the nationally renowned Hoover Buccaneer high school football program.

Located eight miles south of Birmingham, the Met seats 10,800 for baseball, but can accommodate over 16,000 when the patio, banquet and side grassy areas are used. The stadium also houses 12 suites and state-of-the-art dressing and training rooms. Wireless internet access was added in 2004, concourse and signage renovation was done in 2005 and a second-level pressbox expansion, new stadium seating and an exterior facelift in 2007 completed a \$6 million renovation project. A new HD video scoreboard was added in 2008, while the SEC introduced the nation to a 'pitch clock' in 2010. A new sound systems and concourse amenities such as refurbished restrooms big screen HDTVs at concessions stands were added in 2012.

The SEC is currently scheduled to keep its baseball tournament in Hoover at The Hoover Met through a time to be determined.

The Finley Center, a new 155,000 square foot entertainment facility, opened in 2017 as part of the first phase of an \$80 million Hoover Metropolitan Complex that also includes outdoor fields and event space.



**2020 Stadium Information**  
Hoover Metropolitan Stadium — Hoover, Ala.  
Capacity: 10,800 (Grandstand)

**Field Dimensions**  
Foul Lines: 340  
Power Alleys: 385  
Center: 405  
Playing Surface: Natural Grass  
Year Built: 1988/ Renovated 2006-07

# 2020 SEC BASEBALL TOURNAMENT

**2019 SEC TOURNAMENT**  
May 21-26, 2019  
Hoover Metropolitan Stadium - Hoover, Ala.

## TUESDAY, MAY 21

- Game 1 (6) Texas A&M 8, (11) Florida 7
- Game 2 (7) Ole Miss 2, (10) Missouri 1
- Game 3 (8) Auburn 5, (9) Tennessee 3
- Game 4 (5) LSU 8, (12) South Carolina 6

## WEDNESDAY, MAY 22

- Game 5 (3) Georgia 2, (6) Texas A&M 0
- Game 6 (2) Arkansas 5, (7) Ole Miss 3
- Game 7 (1) Vanderbilt 11, (8) Auburn 1 [8 innings]
- Game 8 (4) Mississippi State 6, (5) LSU 5 [17 innings]

## THURSDAY, MAY 23

- Game 9 (7) Ole Miss 1, (6) Texas A&M 0
- Game 10 (5) LSU 4, (8) Auburn 3
- Game 11 (3) Georgia 3, (2) Arkansas 1
- Game 12 (1) Vanderbilt 1, (4) Mississippi State 0

## FRIDAY, MAY 24

- Game 13 (7) Ole Miss 3, (2) Arkansas 2
- Game 14 (5) LSU 12, (4) Mississippi State 2 [7 innings]

## SATURDAY, MAY 25

- Game 15 (7) Ole Miss 5, (3) Georgia 3
- Game 16 (1) Vanderbilt 13, (5) LSU 4

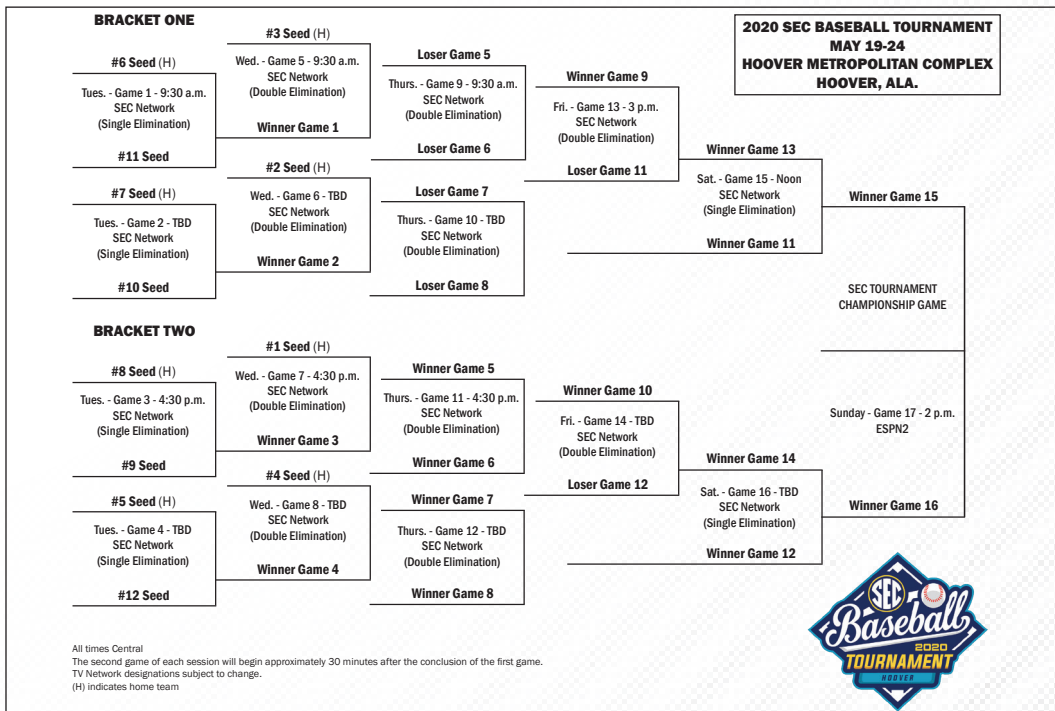
## SUNDAY, MAY 26

- Game 17 (1) Vanderbilt 11, (7) Ole Miss 10

### ALL-TOURNAMENT TEAM

- P: John Doxakis, Texas A&M
- P: Parker Caracci, Ole Miss
- C: Saul Garza, LSU
- DH: Matt Goodheart, Arkansas
- 1B: Tanner Allen, Mississippi State
- 2B: Brandt Broussard, LSU
- 3B: Edouard Julien, Auburn
- SS: Josh Smith, LSU
- OF: JJ Bleday, Vanderbilt
- OF: Thomas Dillard, Ole Miss
- OF: Pat DeMarco, Vanderbilt

Tournament MVP: JJ Bleday, Vanderbilt







# INDIVIDUAL & TEAM RECORDS

## INDIVIDUAL HITTING

### GAMES PLAYED

Season: 67, Heath Kelly (1997); Jamie Kersh (1997)  
 Career: 246, Jay Waggoner (1992-95)

### AT BATS

Game: 9, Trey Gainous at Miss. State (3/22/87);  
 Rock Wilson at Miss. State (3/22/87);  
 Johnny Simmons at Florida (4/22/72);  
 Wayne Hall at Florida (4/22/72)  
 Season: 291, Jay Waggoner (1994)  
 Career: 998, Jay Waggoner (1992-95)

### RUNS

Game: 5, by several players,  
 last by Edouard Julien vs. Alabama A&M (4/3/18)  
 Season: 83, Gabe Gross (2000)  
 Career: 232, Mailon Kent (1998-2001)

### HITS

Game: 6, Tyler Johnstone vs. Elon (2/25/05);  
 Josh Etheredge at S. Carolina (3/9/97);  
 Andy Merchant at Florida (4/22/72)  
 Season: 119, Jay Waggoner (1994)  
 Career: 341, Jay Waggoner (1992-95)

### RUNS BATTED IN

Game: 10, Bob Berry vs. Huntingdon (4/15/82)  
 Season: 103, Todd Faulkner (2000)  
 Career: 269, Josh Etheredge (1995-98)

### SINGLES

Season: 88, Jay Waggoner (1994)  
 Career: 266, Jay Waggoner (1992-95)

### DOUBLES

Inning: 2, Jamie Kersh vs. Mercer (4/15/97, 2nd);  
 Tim Hudson vs. Morehead St. (2/8/97, 5th);  
 Jay Waggoner vs. Troy (3/2/94, 1st)  
 Game: 4, Ken Dempsey vs. Georgia (1971)  
 Season: 27, Todd Faulkner (2000)  
 Career: 71, Todd Faulkner (1998-2001)

### TRIPLES

Game: 2, Jay Gonzalez vs. Alabama State (2/28/12);  
 Dominic Rich vs. UNCC (3/4/00-G. 2);  
 Todd Faulkner vs. Tennessee (4/11/99);  
 Todd O'Donnell at Alabama (4/20/91, G.2);  
 Tony Haney vs. Jacksonville St. (4/10/85);  
 Frank Fryer at Florida (4/2/65)  
 Season: 10, Trey Gainous (1986)  
 Career: 20, Rock Wilson (1984-87)

### HOME RUNS

Game: 3, by several players,  
 last by Tony Caldwell at Kentucky (4/9/11)  
 Season: 23, Hunter Morris (2010)  
 Career: 59, Josh Etheredge (1995-98)

### EXTRA-BASE HITS

Season: 49, Todd Faulkner (2000)  
 Career: 125, Todd Faulkner (1998-2001)

### TOTAL BASES

Game: 14, Tony Caldwell at Kentucky (4/9/11);  
 Bo Jackson at Georgia (4/2/85);  
 Bob Berry vs. Huntingdon (4/3/82)  
 Season: 202, Hunter Morris (2010)  
 Career: 532, Todd Faulkner (1998-2001)

### STOLEN BASES

Game: 3, by 13 players including five times by Mailon Kent,  
 last by Arfernee Grier vs. Southern (2/6/16)  
 Season: 40, Mailon Kent (1999)  
 Career: 90, Mailon Kent (1998-01)

### BASES ON BALLS

Game: 4, by several players,  
 last by Dylan Ingram at Georgia Tech (3/20/18)  
 Season: 73, Frank Thomas (1989)  
 Career: 160, Jeff Leatherman (1988-91)

### STRIKEOUTS

Game: 5, Kevin Patterons vs. Charleston Southern (3/17/09);  
 Ross Smith vs. Troy (4/25/07);  
 Russell Whittenburg vs. Arkansas (5/19/94)  
 Season: 79, Edouard Julien (2018)  
 Career: 199, Josh Etheredge (1995-98)

### HIT BY PITCH

Game: 4, Dan Glevenyak at Alabama (4/11/14)  
 Season: 20, Robert Lewis (1994)  
 Career: 34, Damon Haecker (2014-17)

### SACRIFICES

Season: 21, Rob Macrory (1996)  
 Career: 58, Rob Macrory (1994-97)

### SACRIFICE FLIES

Season: 9, Casey Dunn (1998)

### BATTING AVERAGE

Season: .433, Paul Foster (1985)  
 Career: .385, Jimmy Barfield (1963-64)

### SLUGGING PERCENTAGE

Season: .864, Bo Jackson (1985)  
 Career: .722, Frank Thomas (1987-89)

### ON-BASE PERCENTAGE (Since 1984)

Season: .568, Frank Thomas (1989)  
 Career: .527, Frank Thomas (1987-89)

### HOME RUN PERCENTAGE (at bats per HR)

Season: 7.75 (16 in 124 ABs), Kevin Patterson (2010)  
 Career: 10.14 (28 in 284 ABs), Bo Jackson (1983, 85-86)

### MULTI-HOME RUN GAMES (Since 1979)

Season: 5, Brian Fletcher (2010)  
 Career: 9, Brian Fletcher (2008-10)

### MULTI-HIT GAMES (Since 1979)

Season: 38, Jay Waggoner (1994)  
 Career: 101, Jay Waggoner (1992-95)

### MULTI-RBI GAMES (Since 1979)

Season: 29, Tim Hudson (1997)  
 Career: 74, Josh Etheredge (1995-98)

### HITTING STREAK

Season: 31 games, Casey Dunn (2/22[G1]-4/15/97)  
 27 games, Justin Fradejas (3/23-5/7/10)  
 26 games, Scott Pratt (3/21-5/5/98)  
 25 games, Mailon Kent (3/11-4/29/00)  
 23 games, Steve Renfro (1977)  
 22 games, Arfernee Grier (5/31/15-3/22/16)

## INDIVIDUAL PITCHING

### EARNED RUN AVERAGE

Season: 0.99, Paul Susce (1954)  
 Career: 1.69, Q.V. Lowe (1966-67)

### GAMES PITCHED

Season: 44, John Madden (2005)  
 Career: 108, Colter Bean (1997-2000)

### GAMES STARTED

Season: 24, Ryan Halla (1995)  
 Career: 77, John Powell (1990-94)

### GAMES RELIEVED (Since 1975)

Season: 44, John Madden (2005)  
 Career: 106, Colter Bean (1997-2000)

### WINS

Season: 16, Ryan Halla (1995)  
 Career: 43, John Powell (1990-94)

### LOSSES

Season: 10, Mike Ferry (1990)  
 Career: 20, John Powell (1990-94)

### WINNING PERCENTAGE

Season: 1.000, Levale Speigner, 10-0 (2003);  
 Jimmy Crysel, 9-0 (1964); Terry Leach, 9-0 (1974);  
 Ed Ohman, 7-0 (1988); Lloyd Nix, 6-0 (1959);  
 Phil Constan, 5-0 (1980); Elliott Anderson, 5-0 (2018);  
 Welby Malczewski, 4-0 (2018)  
 Career (10 or more decisions):  
 .885, Q.V. Lowe, 23-3 (1966-67)  
 Career (20 or more decisions):  
 .885, Q.V. Lowe, 23-3 (1966-67)

### SAVES

Season: 19, Finley Woodward (1995)  
 Career: 29, Finley Woodward (1995-97)

### COMPLETE GAMES

Season: 10, Joe Beckwith (1977); Q.V. Lowe (1967)  
 Career: 20, Joe Beckwith (1974-77)

### SHUTOUTS

Season: 3, Tommy Youngblood (1989); Joe Beckwith (1976)  
 Career: 6, Joe Beckwith (1974-77)

### INNINGS PITCHED

Game: 14.0, Quineth Red Roberts vs. ALA (SEC Playoff, 1958)  
 Season: 146.2, Ryan Halla (1995)  
 Career: 477.0, John Powell (1990-94)

### RUNS ALLOWED

Season: 73, Ward Yerby (1983)  
 Career: 232, Mark Chapman (1984-87)

### EARNED RUNS ALLOWED

Season: 61, Ward Yerby (1983)  
 Career: 185, Mark Chapman (1984-87)

### HITS ALLOWED

Season: 137, Kevin Humphreys (1994)  
 Career: 406, John Powell (1990-94)

**STRIKEOUTS**

Game: 15, Tanner Burns vs. Cincinnati (3/1/19) [9.0 IP]  
Casey Mize vs. Vanderbilt (5/4/18) [9.0 IP]  
Chris Bootcheck vs. W. Virginia (3/6/99) [8.0 IP];  
Tim Hudson vs. Winthrop (2/26/97) [7.0 IP];  
John Powell at Ole Miss (4/29/94) [7.1 IP];  
Mark Chapman vs. Clemson (3/21/86) [9.0 IP]

Season: 191, John Powell (1993)  
Career: 602, John Powell (1990-94)

**BASES ON BALLS**

Season: 77, Quineth Roberts (1958)

**WILD PITCHES**

Season: 15, Jason Johnson (1993)  
Career: 29, Jon Hebel (1990-93); Scott Tillery (1983-86)

**HIT BATSMEN**

Season: 13, Eric Brandon (2002)

**STRIKEOUTS PER NINE INNINGS**

Season: 14.13 (113 in 72 IP), Gregg Olson (1988)  
Career: 11.89 (255 in 193.0 IP), Tim Hudson (1996-97)  
11.36 (602 in 477.0 IP), John Powell (1990-94)

**HITS PER NINE INNINGS**

Season: 5.40 (51 in 85 IP), Q.V. Lowe (1966)  
Career: 5.87 (139 in 213 IP), Q.V. Lowe (1966-67)

**TEAM HITTING****AT BATS**

Game: 66 at Florida (4/22/72) [20 inn.]  
Season: 2,428 in 1997

**RUNS**

Inning: 16 vs. Troy (3/2/94) [1st]  
Game: 32 vs. Troy (3/2/94)  
Season: 613 in 1997

**HITS**

Game: 27 vs. Troy (3/2/94)  
Season: 828 in 1997

**RUNS BATTED IN**

Game: 30 vs. Troy (3/2/94)  
Season: 577 in 1997

**SINGLES**

Season: 560 in 1997

**DOUBLES**

Season: 165 in 1997, 1998

**TRIPLES**

Season: 26 in 1986

**HOME RUNS**

Season: 131 in 2010

**EXTRA-BASE HITS**

Season: 293 in 2010

**TOTAL BASES**

Season: 1,385 in 2010

**STOLEN BASES**

Season: 116 in 1974

**BASE ON BALLS**

Season: 349 in 1989

**STRIKEOUTS**

Game: 18 vs. South Carolina (3/17/06)  
Season: 553 in 2019

**HIT BY PITCH**

Season: 84 in 2018

**BATTING AVERAGE**

Season: .348 in 2010

**SLUGGING PERCENTAGE**

Season: .591 in 2010

**ON-BASE PERCENTAGE**

Season: .428 in 1998

**TEAM PITCHING****EARNED RUN AVERAGE**

Season: 2.09 in 1967

**SAVES**

Season: 23 in 1995

**COMPLETE GAMES**

Season: 21 in 1967

**SHUTOUTS**

Season: 9 in 1988

**INNINGS PITCHED**

Game: 20.0 at Florida (4/22/72)  
Season: 591.2 in 1997

**STRIKEOUTS**

Game: 25 vs. Arkansas (5/19/94)  
Season: 629 in 1997

**INDIVIDUAL & TEAM RECORDS****MISCELLANEOUS RECORDS**

Games: 67 in 1997  
Wins: 50 in 1997, 1995  
Losses: 34 in 2006, 1983  
Winning Percentage: .794 in 1995 (50-13)  
Consecutive Wins: 17 in 1997  
Consecutive Losses: 10 in 2006  
SEC Wins: 20 in 2010  
SEC Losses: 22 in 2016  
SEC Winning Percentage: .882 in 1967 (15-2)  
Consecutive SEC Wins: 10 in 1987, 1967  
Consecutive SEC Losses: 10 in 2006  
Consecutive Winning Seasons: 23, 1956-77  
Consec. home games without being shutout: 190, 4/18/98-3/9/04  
Consec. non-conference home wins: 41, 2/7/97-4/22/98  
Consecutive one-run victories: 7, 1984  
Consecutive one-run games: 6 (5-1), May 3-12, 2002  
Most one-run wins, season: 12, 1967, 1981  
Most one-run losses, season: 14, 2005  
Most one-run games, season: 21, 1991, 2005







# SINGLE SEASON TOP 10 - HITTING

GAMES PLAYED	G
1. Heath Kelly (1997)	67
Jamie Kersh (1997)	67
3. Ryan Bliss (2019)	66
Judd Ward (2019)	66
Jay Estes (2018)	66
Will Holland (2018)	66
Brendan Venter (2018)	66
8. Edouard Julien (2019)	65
Steven Williams (2019)	65
Steven Williams (2018)	65
Casey Dunn (1999)	65
Todd Faulkner (1999)	65
Mailon Kent (1999)	65
Dominic Rich (1999)	65
Chad Wandall (1999)	65
Tim Hudson (1997)	65
Rob Macrory (1997)	65
Chad Wandall (1997)	65
Shawn McNally (1994)	65
Brandon Moore (1994)	65
Jay Waggoner (1994)	65

AT BATS	AB
1. Jay Waggoner (1994)	291
2. Casey Dunn (1998)	275
3. Tim Hudson (1997)	273
4. Hunter Morris (2010)	272
Javon Moran (2003)	272
6. Casey Dunn (1999)	269
Mailon Kent (1999)	269
Rob Macrory (1997)	269
Brandon Moore (1994)	269
10. Jay Waggoner (1995)	268

RUNS	R
1. Gabe Gross (2000)	83
2. Scott Pratt (1998)	82
3. Adam Sullivan (1997)	81
4. Mailon Kent (2000)	80
5. Mailon Kent (1999)	79
Josh Etheredge (1997)	79
7. Rob Macrory (1997)	77
8. Dominic Rich (2000)	72
9. Josh Etheredge (1998)	71
Tim Hudson (1997)	71
Rock Wilson (1987)	71

HITS	H
1. Jay Waggoner (1994)	119
2. Tim Hudson (1997)	108
3. Hunter Morris (2010)	105
Todd Faulkner (2000)	105
Scott Pratt (1998)	105
6. Adam Sullivan (1997)	103
7. Gabe Gross (2000)	102
Casey Dunn (1999)	102
Mailon Kent (1999)	102
10. Rob Macrory (1997)	99

RUNS BATTED IN	RBI
1. Todd Faulkner (2000)	103
2. Tim Hudson (1997)	95
3. Josh Etheredge (1998)	90
4. Gabe Gross (2000)	86
Casey Dunn (1999)	86
6. Frank Thomas (1989)	83
7. Josh Etheredge (1997)	82
8. Josh Etheredge (1996)	78
9. Hunter Morris (2010)	76
10. Paul Foster (1985)	74

SINGLES	1B
1. Jay Waggoner (1994)	88
2. Javon Moran (2002)	81
Mailon Kent (1999)	81
4. Adam Sullivan (1997)	80
5. Brandon Moore (1994)	71
Clark Preble (1989)	71
7. Tyler Johnstone (2005)	70
8. Tim Hudson (1997)	69
Rob Macrory (1997)	69
10. Jay Waggoner (1993)	68

DOUBLES	2B
1. Todd Faulkner (2000)	27
2. Gabe Gross (2000)	26
3. Karl Amonite (2005)	25
Tug Hulett (2003)	25
Tony Haney (1986)	25
6. Rob Macrory (1997)	24
Kevin Chabot (1995)	24
8. Gabe Gross (1999)	23
Jamie Kersh (1999)	23
Jay Waggoner (1995)	23
Jay Waggoner (1994)	23
Chad Wandall (1998)	23

TRIPLES	3B
1. Trey Gainous (1986)	10
2. Javon Moran (2003)	7
Dominic Rich (2000)	7
Adam Sullivan (1996)	7
Jim Pyburn (1954)	7
Rock Wilson (1984)	7
Rock Wilson (1987)	7
8. Clete Thomas (2005)	6
Clete Thomas (2004)	6
Jimmy Barfield (1964)	6
Frank Fryer (1965)	6
Bo Jackson (1985)	6
Scott Pratt (1998)	6

HOME RUNS	HR
1. Hunter Morris (2010)	23
2. Brian Fletcher (2010)	22
Todd Faulkner (2000)	22
4. Josh Etheredge (1998)	21
Frank Thomas (1987)	21
6. Josh Etheredge (1997)	20
Todd Faulkner (1998)	20
8. Joseph Sanders (2009)	19
Frank Thomas (1989)	19
10. Tim Hudson (1997)	18
Tim Lemons (1985)	18

EXTRA BASE HITS	XBH
1. Todd Faulkner (2000)	49
2. Hunter Morris (2010)	46
3. Doug Gilcrease (1982)	41
Frank Thomas (1989)	41
Josh Etheredge (1998)	41
6. Brian Fletcher (2010)	40
Gabe Gross (2000)	40
8. Tim Hudson (1997)	39
9. Josh Etheredge (1997)	38
Scott Pratt (1998)	38

TOTAL BASES	TB
1. Hunter Morris (2010)	202
2. Todd Faulkner (2000)	198
3. Tim Hudson (1997)	183
4. Brian Fletcher (2010)	175
5. Casey Dunn (1999)	171
Scott Pratt (1998)	171
7. Gabe Gross (2000)	169
8. Josh Etheredge (1998)	168
9. Frank Thomas (1989)	165
10. Jay Waggoner (1994)	161

MULTI-HIT GAMES	G
1. Jay Waggoner (1994)	38
2. Tim Hudson (1997)	35
Brandon Moore (1994)	35
4. Scott Pratt (1998)	33
Rob Macrory (1997)	33
Gabe Gross (2000)	33
7. Tug Hulett (2003)	32
Todd Faulkner (2000)	32
Adam Sullivan (1997)	32
10. Mailon Kent (1999)	31
Javon Moran (2002)	31

MULTI-RBI GAMES	G
1. Tim Hudson (1997)	29
2. Todd Faulkner (2000)	27
3. Josh Etheredge (1998)	26
4. Gabe Gross (2000)	25
5. Brian Fletcher (2010)	23
Casey Dunn (1999)	23
Josh Etheredge (1997)	23
8. Josh Etheredge (1996)	21
Frank Thomas (1989)	21
10. Gabe Gross (1999)	20
Casey Dunn (1998)	20

STOLEN BASES	SB
1. Mailon Kent (1999)	40
2. Scott Pratt (1998)	33
3. Jay Gonzalez (2012)	30
4. Bruce Edwards (2007)	28
Dom Fucci (1978)	28
6. Mailon Kent (2000)	27
7. Javon Moran (2003)	26
Rob Macrory (1997)	26
Curt Cope (1974)	26
Rock Wilson (1987)	26

BASES ON BALLS	BB
1. Frank Thomas (1989)	73
2. Gabe Gross (2000)	59
3. Gabe Gross (2001)	57
Mark Bellhorn (1995)	57
5. Dominic Rich (1999)	55
Dominic Rich (1998)	55
7. Kevin Chabot (1995)	51
Scott Pratt (1998)	51
9. Josh Etheredge (1997)	47
Jeff Leatherman (1991)	47

STRIKEOUTS	K
1. Edouard Julien (2018)	79
2. Kevin Chabot (1995)	77
3. Edouard Julien (2019)	76
Brian Fletcher (2009)	76
5. Rankin Waley (2019)	68
6. Brian Fletcher (2010)	67
7. Conor Davis (2019)	65
Josh Bell (2004)	65
9. Steven Williams (2019)	64
Luke Jarvis (2018)	64

HIT BY PITCH	HBP
1. Robert Lewis (1994)	20
2. Jeff Powell (1989)	19
3. Trent Mummey (2009)	17
4. Robert Brooks (2007)	16
5. Brendan Venter (2018)	15
Damek Tomscha (2014)	15
7. Will Holland (2019)	14
Brett Burnham (2001)	14
9. Will Holland (2018)	13
Damon Haecker (2014)	13
Garrett Cooper (2012)	13
Brett Burnham (2000)	13

BATTING AVERAGE	BA
1. Paul Foster (1985)	.433
2. Jim Pyburn (1954)	.432
3. Gabe Gross (2000)	.430
4. Todd Faulkner (2000)	.423
5. Alan Koch (1959)	.419
6. Joey Martin (1971)	.417
7. Larry Nichols (1962)	.412
8. Jay Waggoner (1994)	.409
9. Scott Pratt (1998)	.407
10. Andy Merchant (1969)	.403

SLUGGING PCT	PCT
1. Bo Jackson (1985)	.864
2. Frank Thomas (1989)	.801
3. Todd Faulkner (2000)	.798
4. Trent Mummey (2010)	.797
5. Jim Pyburn (1954)	.784
6. Kevin Patterson (2010)	.782
Doug Gilcrease (1982)	.782
8. Hunter Morris (2010)	.743
9. Paul Foster (1985)	.741
10. Joseph Sanders (2009)	.737

ON BASE PCT	OBP
1. Frank Thomas (1989)	.568
2. Gabe Gross (2000)	.536
3. Frank Thomas (1988)	.509
4. Scott Pratt (1998)	.503
5. Todd Faulkner (2000)	.502
6. Bo Jackson (1985)	.500
7. Tim Edge (1990)	.498
8. Adam Sullivan (1997)	.482
9. Jeff Leatherman (1991)	.476
10. Paul Foster (1985)	.473



CAREER TOP 10 - HITTING

AT BATS AB
1. Jay Waggoner (1992-95) 998
2. Brandon Moore (1991-94) 917
3. Casey Dunn (1996-99) 905
4. Chad Wandall (1996-99) 901
5. Mailon Kent (1998-01) 879
6. Todd Faulkner (1998-01) 868
7. Jamie Kersh (1996-99) 838
8. Rock Wilson (1984-87) 801
9. Javon Moran (2001-03) 793
10. Jordan Ebert (2013-16) 784

GAMES PLAYED GP
1. Jay Waggoner (1992-95) 246
2. Chad Wandall (1996-99) 245
3. Brandon Moore (1991-94) 242
4. Mailon Kent (1998-01) 232
5. Casey Dunn (1996-99) 231
6. Mike Killimett (1991-94) 230
7. Jamie Kersh (1996-99) 228
8. Jeff Leatherman (1988-91) 227
9. Josh Etheredge (1995-98) 222
10. Andrew Albrecht (1988-91) 221

RUINS R
1. Mailon Kent (1998-01) 232
2. Jay Waggoner (1992-95) 208
3. Dominic Rich (1998-00) 207
4. Josh Etheredge (1995-98) 207
5. Rock Wilson (1984-87) 201
6. Todd Faulkner (1998-01) 197
7. Casey Dunn (1996-99) 197
8. Chad Wandall (1996-99) 194
9. Rob Macrory (1994-97) 194
10. Gabe Gross (1999-01) 184

HITS H
1. Jay Waggoner (1992-95) 341
2. Mailon Kent (1998-01) 309
3. Casey Dunn (1996-99) 307
4. Brandon Moore (1991-94) 304
5. Todd Faulkner (1998-01) 303
6. Chad Wandall (1996-99) 280
7. Javon Moran (2001-03) 267
8. Jamie Kersh (1996-99) 261
9. Gabe Gross (1999-01) 259
10. Rock Wilson (1984-87) 258

RUINS BATTED IN RBI
1. Josh Etheredge (1995-98) 269
2. Todd Faulkner (1998-01) 255
3. Casey Dunn (1996-99) 232
4. Gabe Gross (1999-01) 218
5. Frank Thomas (1987-89) 205
6. Jamie Kersh (1996-99) 197
7. Paul Foster (1983-86) 173
8. Brian Fletcher (2008-10) 171
9. Kevin Chabot (1993-95) 171
10. Mailon Kent (1998-01) 170
Chad Wandall (1996-99) 170

SINGLES 1B
1. Jay Waggoner (1992-95) 266
2. Brandon Moore (1990-94) 245
3. Mailon Kent (1998-01) 232
4. Casey Dunn (1996-99) 212
5. Jordan Ebert (2013-16) 207
6. Javon Moran (2001-03) 203
7. Chad Wandall (1996-99) 193
8. Jeff Leatherman (1988-91) 192
9. Rob Macrory (1994-97) 190
Rock Wilson (1984-87) 190

DOUBLES 2B
1. Todd Faulkner (1998-01) 71
2. Gabe Gross (1999-00) 68
3. Chad Wandall (1996-99) 61
4. Casey Dunn (1996-99) 60
Tony Haney (1985-88) 60
6. Bobby Huddleston (2000-03) 56
Mailon Kent (1998-01) 56
8. Jamie Kersh (1996-99) 55
Josh Etheredge (1995-98) 55
Jay Waggoner (1992-95) 55

TRIPLES 3B
1. Rock Wilson (1984-87) 20
2. Clete Thomas (2003-05) 16
3. Trey Gainous (1985-87) 15
4. Javon Moran (2001-03) 13
Andrew Albrecht (1988-91) 13
6. Dominic Rich (1998-00) 12
7. Jay Waggoner (1992-95) 10
Mark Hatchett (1972-75) 10
9. Adam Sullivan (1996-97) 9
Jimmy Barfield (1963-64) 9
Chris Christopher (1991-93) 9
Jim Pyburn (1953-55) 9
Johnny Tutt (1980-81) 9

HOME RUNS HR
1. Josh Etheredge (1995-98) 59
2. Todd Faulkner (1998-01) 50
3. Brian Fletcher (2008-10) 49
Frank Thomas (1987-89) 49
5. Hunter Morris (2008-10) 46
6. Trent Mummey (2008-10) 36
7. Kevin Chabot (1993-95) 36
8. Kevin Patterson (2008-11) 35
Mike Bianucci (2006-08) 35
Gabe Gross (1999-01) 35
Paul Foster (1983-86) 35

EXTRA-BASE HITS EBH
1. Todd Faulkner (1998-01) 125
2. Josh Etheredge (1995-98) 119
3. Gabe Gross (1999-01) 108
4. Frank Thomas (1987-89) 104
5. Brian Fletcher (2008-10) 98
6. Casey Dunn (1996-99) 95
7. Hunter Morris (2008-10) 93
8. Jamie Kersh (1996-99) 92
9. Chad Wandall (1996-99) 87
10. Kevin Chabot (1993-96) 85

TOTAL BASES TB
1. Todd Faulkner (1998-01) 532
2. Josh Etheredge (1995-98) 490
3. Casey Dunn (1996-99) 470
4. Jay Waggoner (1992-95) 446
5. Gabe Gross (1999-01) 442
6. Frank Thomas (1987-89) 434
7. Hunter Morris (2008-10) 426
8. Mailon Kent (1998-01) 421
9. Jamie Kersh (1996-99) 420
10. Chad Wandall (1996-99) 414

MULTI-HR GAMES G
1. Brian Fletcher (2008-10) 9
2. Josh Etheredge (1995-98) 8
Frank Thomas (1987-89) 8
4. Hunter Morris (2008-10) 5
5. Trent Mummey (2008-10) 4
Josh Bell (2003-05) 4
Tim Lemons (1984-85) 4
Bob Berry (1981-83) 4
9. Eight tied at 3

MULTI-HIT GAMES G
1. Jay Waggoner (1992-95) 101
2. Mailon Kent (1998-01) 93
3. Todd Faulkner (1998-01) 92
4. Brandon Moore (1991-94) 89
5. Casey Dunn (1996-99) 87
6. Rob Macrory (1994-97) 86
7. Javon Moran (2001-03) 85
8. Gabe Gross (1999-01) 80
9. Chad Wandall (1996-99) 80
10. Dominic Rich (1998-00) 77

MULTI-RBI GAMES G
1. Josh Etheredge (1995-98) 74
2. Todd Faulkner (1998-01) 68
3. Casey Dunn (1996-99) 66
4. Gabe Gross (1999-01) 63
5. Jamie Kersh (1996-99) 51
6. Frank Thomas (1987-89) 49
7. Kevin Chabot (1993-95) 47
8. Brian Fletcher (2008-10) 46
9. Five tied at 42

STOLEN BASES SB
1. Mailon Kent (1998-01) 90
2. Curt Cope (1973-76) 79
3. Dom Fucci (1976-79) 69
4. Javon Moran (2001-03) 68
5. Clete Thomas (2003-05) 58
6. Bruce Edwards (2004-07) 57
7. Rob Macrory (1994-97) 55
8. Mickey Miller (1973-76) 52
9. Dominic Rich (1998-00) 47
10. Ryan Tella (2012-14) 44
Trey Gainous (1985-87) 44

BASE ON BALLS BB
1. Jeff Leatherman (1988-91) 160
2. Frank Thomas (1987-89) 153
3. Gabe Gross (1999-01) 145
4. Kevin Chabot (1993-95) 142
5. Dominic Rich (1998-00) 141
6. Rock Wilson (1984-87) 134
Josh Etheredge (1995-98) 134
8. Jay Waggoner (1992-95) 127
9. Mark Bellhorn (1993-95) 121
10. Rob Macrory (1994-97) 118

STRIKEOUTS K
1. Kevin Chabot (1993-96) 206
2. Brian Fletcher (2008-10) 196
3. Josh Etheredge (1995-98) 199
4. Kevin Patterson (2008-11) 192
5. Jamie Kersh (1996-99) 181
6. Chad Wandall (1996-99) 165
7. Scott Schade (2001-03) 158
8. Daniel Robert (2014-17) 158
9. Edouard Julien (2018-19) 155
10. Josh Bell (2003-05) 154

HIT BY PITCH HBP
1. Damon Haecker (2014-17) 34
2. Will Holland (2017-19) 31
3. Trent Mummey (2008-10) 29
4. Tony Caldwell (2008-11) 27
Brett Burnham (2000-01) 27
Josh Etheredge (1995-97) 27
7. Brian Fletcher (2008-10) 26
Jeff Powell (1989-90) 26
10. Dan Glevenyak (2012-14) 24
Jonathan Schuerholz (2000-02) 24
Rob Macrory (1994-97) 24

BATTING AVERAGE BA
1. Jimmy Barfield (1963-64) .385
2. Frank Thomas (1987-89) .382
3. Gabe Gross (1999-01) .375
4. Andy Merchant (1969-72) .363
5. Jim Pyburn (1953-55) .360
6. Scott Sullivan (1993, '96-97) .359
7. Jay Waggoner (1993-95) .355
8. Frank Fryer (1964-66) .353
9. Mailon Kent (1998-01) .352
Paul Foster (1983-86) .352

SLUGGING PCT PCT
1. Frank Thomas (1987-89) .722
2. Bo Jackson (1983, '85-86) .715
3. Brian Fletcher (2008-10) .649
4. Gabe Gross (1999-01) .641
5. Hunter Morris (2008-10) .628
6. Jimmy Barfield (1963-64) .626
7. Josh Etheredge (1993-95) .635
8. Karl Aronite (2003-05) .616
9. Mike Bianucci (2006-08) .613
Todd Faulkner (1998-01) .613







# SINGLE-SEASON TOP 10 - PITCHING

<b>GAMES PITCHED</b>		<b>G</b>
1. John Madden (2005)	44	
2. Gregg Olson (1987)	42	
3. Gregg Olson (1988)	36	
4. Jared Shore (2005)	35	
5. Colter Bean (1999)	34	
6. Steven Register (2003)	33	
Brandon Mayfield (2000)	33	
Finley Woodward (1995)	33	
Ryan Halla (1994)	33	
10. Michael Nix (2005)	32	
Cory Dueitt (2003)	32	

<b>EARNED RUN AVERAGE</b>		<b>ERA</b>
1. Paul Susce (1954)	0.99	
2. George Simmons (1968)	1.26	
3. Gregg Olson (1987)	1.26	
4. Terry Leach (1974)	1.31	
5. Beal Lazenby (1969)	1.43	
6. Jimmy Crysel (1964)	1.46	
7. Tom McClendon (1953)	1.48	
8. Herbie Pearce (1954)	1.49	
9. Quineth Roberts (1958)	1.56	
10. Jim Blouser (1967)	1.56	

<b>GAMES STARTED (since 1975)</b>		<b>GS</b>
1. Ryan Halla (1995)	24	
2. John Powell (1993)	23	
3. Brent Schoening (1999)	21	
Chris Bootcheck (1999)	21	
Kevin Humphreys (1994)	21	
Mark Chapman (1987)	21	
7. Chris Bootcheck (2000)	19	
Bryan Hebson (1997)	19	
9. Seven tied at	18	

<b>GAMES RELIEVED (since 1975)</b>		<b>GR</b>
1. John Madden (2005)	44	
2. Gregg Olson (1987)	42	
3. Gregg Olson (1988)	35	
4. Colter Bean (1999)	34	
5. Steven Register (2003)	33	
Brandon Mayfield (2000)	33	
Finley Woodward (1995)	33	
8. Michael Nix (2005)	32	
9. Calvin Coker (2017)	31	
Bryan Woodall (2008)	31	

<b>WINS</b>		
1. Ryan Halla (1995)	16	
2. Tim Hudson (1997)	15	
Q. V. Lowe (1967)	15	
John Powell (1993)	15	
5. Tommy Youngblood (1989)	14	
6. Brent Schoening (1999)	13	
Hayden Gliemmo (1999)	13	
Hayden Gliemmo (1998)	13	
Kevin Humphreys (1994)	13	
10. Chris Morrison (1995)	12	

<b>LOSSES</b>		<b>L</b>
1. Mike Ferry (1990)	10	
2. Evan Crawford (2006)	8	
Jon Hebel (1992)	8	
Ward Yerby (1983)	8	
5. Derek Varnadore (2012)	7	
Chris Dennis (2006)	7	
Hayden Gliemmo (1999)	7	
John Powell (1992)	7	
Phil Deriso (1981)	7	
Phil Deriso (1980)	7	
Jack Van Yperen (1972)	7	

<b>WINNING PERCENTAGE</b>		<b>PCT</b>	<b>(W-L)</b>
1. Levale Speigner (2003)	1.000	(10-0)	
Jimmy Crysel (1964)	1.000	(9-0)	
Terry Leach (1974)	1.000	(9-0)	
Steven Register (2004)	1.000	(7-0)	
Ed Ohman (1988)	1.000	(7-0)	
Lloyd Nix (1959)	1.000	(6-0)	
Elliott Anderson (2018)	1.000	(5-0)	
Steven Register (2002)	1.000	(5-0)	
Phil Constan (1980)	1.000	(5-0)	
John Powell (1990)	1.000	(5-0)	
Welby Malczewski (2018)	1.000	(4-0)	
Cole Lipscomb (2017)	1.000	(4-0)	
13. Q. V. Lowe (1967)	.938	(15-1)	
14. Brent Schoening (1999)	.928	(13-1)	
15. Gregg Olson (1987)	.917	(11-1)	

<b>SAVES</b>		<b>SV</b>
1. Finley Woodward (1995)	19	
2. Steven Register (2003)	16	
3. Michael Nix (2005)	13	
4. Cody Greenhill (2019)	12	
Austin Hubbard (2009)	12	
6. Bryan Woodall (2008)	11	
7. Terrance Dedrick (2013)	10	
Austin Hubbard (2010)	10	
Gregg Olson (1988)	10	
Gregg Olson (1987)	10	

<b>COMPLETE GAMES</b>		<b>CG</b>
1. Joe Beckwith (1977)	10	
Q. V. Lowe (1967)	10	
3. Bill Letchworth (1951)	9	
4. John Powell (1993)	7	
John Powell (1992)	7	
Ward Yerby (1983)	7	
Jim Blouser (1967)	7	
8. Mark Chapman (1987)	6	
Mark Chapman (1986)	6	
Robert Hudson (1977)	6	
Robert Hudson (1976)	6	
Terry Leach (1976)	6	
Davis May (1975)	6	

<b>INNINGS PITCHED</b>		<b>IP</b>
1. Ryan Halla (1995)	146.2	
2. Kevin Humphreys (1994)	142.2	
3. John Powell (1993)	141.0	
4. Brent Schoening (1999)	138.1	
5. Q.V. Lowe (1967)	128.0	
6. Chris Bootcheck (1999)	127.2	
7. Hayden Gliemmo (1999)	123.1	
8. Chris Bootcheck (2000)	122.0	
9. Scott Renner (1989)	120.0	
10. Tim Hudson (1997)	118.1	
Hayden Gliemmo (1998)	118.1	

<b>STRIKEOUTS</b>		<b>K</b>
1. John Powell (1993)	191	
2. Tim Hudson (1997)	165	
3. Casey Mize (2018)	156	
4. Brent Schoening (1999)	151	
5. Ryan Halla (1995)	148	
6. John Powell (1994)	130	
7. Chris Bootcheck (1999)	125	
8. Q.V. Lowe (1967)	123	
9. Bryan Hebson (1997)	121	
John Powell (1991)	121	
10. John Powell (1992)	120	



## CAREER TOP 10 - PITCHING/DEFENSE

GAMES PITCHED	GP
1. Colter Bean (1997-00)	108
2. Cory Dueitt (2001-04)	107
3. Gregg Olson (1986-88)	97
4. John Powell (1990-94)	96
5. Ryan Halla (1993-96)	89
6. Levale Speigner (2000-03)	87
Mark Fuller (1989-92)	87
8. Finley Woodward (1995-97)	85
9. Mark Shiflett (1978-81)	84
10. Mike Ferry (1988-90)	77

EARNED RUN AVERAGE	FRA
1. Q.V. Lowe (1966-67)	1.69
2. Joe Overton (1962-63)	1.77
3. Joe Beckwith (1974-77)	1.92
4. Tommy Smith (1967-68)	2.07
5. Monti Sharpe (1964-65)	2.25
6. Keegan Thompson (2014-15, '17)	2.46
Rick Eisenacher (1969-71)	2.46
8. Jim Blausler (1966-67)	2.52
9. Terry Leach (1973-76)	2.53
10. John Powell (1993-94)	2.59

GAMES STARTED (since 1975)	GS
1. John Powell (1990-94)	77
2. Hayden Gliemmo (1998-00)	63
Mark Chapman (1984-87)	63
4. Ryan Halla (1993-96)	58
5. Arnold Hughey (2002-05)	55
6. Brent Schoening (1997-99)	52
7. Levale Speigner (2000-03)	51
8. Colby Paxton (2001-04)	49
Chris Bootcheck (1998-00)	49
10. Bryan Hebson (1995-97)	44

GAMES RELIEVED (since 1975)	GR
1. Colter Bean (1997-00)	106
2. Cory Dueitt (2001-04)	89
3. Gregg Olson (1986-88)	82
4. John Madden (2004-05)	73
5. Finley Woodward (1995-97)	69
6. Bradley Hendrix (2008-11)	68
Steven Register (2002-04)	68
8. Mike Ferry (1989-90)	67
9. Elliott Anderson (2017-19)	65
10. Jason LeBoeuf (1992-95)	64

WINS	W
1. John Powell (1990-94)	43
2. Ryan Halla (1993-96)	39
3. Hayden Gliemmo (1998-01)	37
4. Joe Beckwith (1974-77)	31
5. Brent Schoening (1997-99)	29
6. Levale Speigner (2000-03)	28
7. Mark Shiflett (1978-81)	27
Mark Chapman (1984-87)	26
9. Chris Bootcheck (1998-00)	25
Bryan Hebson (1995-97)	25
Gregg Olson (1986-88)	25

LOSSES	L
1. John Powell (1990-94)	20
2. Phil Deriso (1978-81)	19
3. Arnold Hughey (2002-05)	17
Jack Van Yperen (1971-73)	17
Mark Shiflett (1978-81)	17
Mark Chapman (1984-87)	17
7. Jon Luke Jacobs (2009-12)	16
Ryan Halla (1993-96)	16
Jon Hebel (1990-93)	16
Bill Latham (1978-81)	16

WINNING PCT (10+ Dec.)	PCT	(W-L)
1. Q.V. Lowe (1966-67)	885	(23-3)
2. Elliott Anderson (2017-19)	867	(13-2)
3. Chris Morrison (1994-95)	840	(21-4)
4. Steven Register (2002-04)	833	(15-3)
5. Joe Overton (1962-63)	824	(14-3)
6. Jerry Lewter (1963-65)	818	(9-2)
7. Tim Hudson (1996-97)	800	(20-5)
Jimmy Crysel (1963-65)	800	(12-3)
9. Kevin Humphreys (1994-95)	786	(22-6)
10. Gregg Olson (1986-88)	781	(25-7)

WINNING PCT (20+ Dec.)	PCT	(W-L)
1. Q.V. Lowe (1966-67)	885	(23-3)
2. Chris Morrison (1994-95)	840	(21-4)
3. Tim Hudson (1996-97)	800	(20-5)
4. Kevin Humphreys (1994-95)	786	(22-6)
5. Gregg Olson (1986-88)	781	(25-7)
6. Hayden Gliemmo (1998-01)	775	(37-12)
6. Brent Schoening (1997-99)	763	(29-9)
7. Tommy Youngblood (1987-90)	739	(17-6)
9. Chris Bootcheck (1998-00)	714	(25-10)
10. Ryan Halla (1993-96)	709	(39-16)

SAVES	S
1. Finley Woodward (1995-97)	29
2. Steven Register (2002-04)	25
3. Austin Hubbard (2007-10)	22
4. Colter Bean (1997-00)	20
Gregg Olson (1986-88)	20
6. Cody Greenhill (2018-19)	17
7. Terrance Dedrick (2013-14)	14
8. Michael Nix (2004-05)	13
Mike Ferry (1988-90)	13
10. Justin Camp (2013-16)	11
Bryan Woodall (2006-08)	11

COMPLETE GAMES	CG
1. Joe Beckwith (1974-77)	20
2. John Powell (1990-94)	18
3. Mark Chapman (1984-87)	17
4. Robert Hudson (1975-77)	14
5. Terry Leach (1973-76)	13
6. Q.V. Lowe (1966-67)	10
7. Ward Yerby (1982-83)	9
8. Phil Deriso (1978-81)	8
9. Stacy Jones (1986-88)	7
Bill Latham (1978-81)	7
Jim Blausler (1966-67)	7

INNINGS PITCHED	IP
1. John Powell (1990-94)	477.0
2. Ryan Halla (1993-96)	400.0
3. Levale Speigner (2000-03)	369.2
4. Hayden Gliemmo (1998-01)	359.0
5. Arnold Hughey (2002-05)	345.1
6. Mark Chapman (1984-87)	343.1
7. Joe Beckwith (1974-77)	338.0
8. Brent Schoening (1997-99)	325.0
9. Chris Bootcheck (1998-00)	304.1
10. Mark Fuller (1989-92)	288.2

STRIKEOUTS	K
1. John Powell (1990-94)	602
2. Ryan Halla (1993-96)	392
3. Brent Schoening (1997-99)	327
4. Casey Mize (2016-18)	324
5. Hayden Gliemmo (1998-01)	290
6. Arnold Hughey (2002-05)	272
7. Gregg Olson (1986-88)	271
8. Chris Bootcheck (1998-00)	270
9. Tim Hudson (1996-97)	255
10. Bryan Hebson (1995-97)	251

CAUGHT STEALING BY	CS
1. Tony Caldwell (2008-11)	59
2. Casey Dunn (1996-99)	57
3. Blake Austin (2011-2014)	48
4. Josh Bell (2003-05)	39
5. Bobby Huddleston (2000-03)	35
6. Blake Logan (2014-17)	33
7. Josh Donaldson (2005-07)	29
Trent Pratt (2001-02)	29
9. Ryan Jenkins (2006-10)	28
10. Kirby Clark (1995-96)	26





TEAM TOP 10

TEAM BATTING

**GAMES**

- 67 (1997)
- 66 (2019)
- 66 (2018)
- 65 (1999)
- 65 (1994)
- 64 (2010)
- 64 (1989)
- 64 (1998)
- 63 (2017)
- 63 (2003)
- 63 (1995)
- 63 (1993)

**AT BATS**

- 2,428 (1997)
- 2,344 (2010)
- 2,327 (1994)
- 2,324 (1998)
- 2,323 (1999)
- 2,281 (2019)
- 2,244 (2003)
- 2,223 (2018)
- 2,174 (1995)
- 2,169 (2000)

**RUNS**

- 613 (1997)
- 595 (1998)
- 584 (2010)
- 558 (2000)
- 546 (1999)
- 503 (1994)
- 480 (1995)
- 467 (2018)
- 464 (1989)
- 426 (1993)

**HITS**

- 828 (1997)
- 816 (2010)
- 789 (1998)
- 769 (1999)
- 744 (1994)
- 702 (2000)
- 687 (2003)
- 679 (1993)
- 673 (1995)
- 659 (1989)

**RBI**

- 577 (1997)
- 549 (2010)
- 541 (1998)
- 507 (2000)
- 495 (1999)
- 444 (1994)
- 435 (1995)
- 423 (2018)
- 414 (1989)
- 385 (1993)

**SINGLES**

- 560 (1997)
- 548 (1994)
- 542 (1999)
- 523 (2010)
- 518 (1998)
- 511 (1993)
- 498 (2018)
- 488 (1989)
- 480 (2000)
- 477 (2003)
- 463 (2002)

**DOUBLES**

- 165 (1997)
- 165 (1998)
- 157 (1999)
- 152 (1995)
- 148 (2010)
- 144 (2000)
- 139 (2003)
- 135 (2008)
- 133 (1994)
- 128 (2002)

**TRIPLES**

- 26 (1986)
- 23 (1980)
- 22 (1985)
- 21 (2003)
- 21 (1994)
- 20 (1999)
- 19 (2012)
- 19 (1996)
- 19 (1998)
- 18 (2015)
- 18 (1997)
- 18 (1964)

**HOME RUNS**

- 131 (2010)
- 103 (2009)
- 87 (1998)
- 85 (1997)
- 73 (2018)
- 72 (1985)
- 63 (2000)
- 61 (1983)
- 60 (1984)
- 58 (2008)

**EXTRA-BASE HITS**

- 293 (2010)
- 271 (1998)
- 268 (1997)
- 227 (1999)
- 222 (2000)
- 219 (1995)
- 218 (2009)
- 210 (2003)
- 208 (2008)
- 201 (2018)

**TOTAL BASES**

- 1,385 (2010)
- 1,284 (1997)
- 1,253 (1998)
- 1,116 (1999)
- 1,065 (2000)
- 1,050 (2018)
- 1,045 (1994)
- 1,018 (2003)
- 1,009 (1995)
- 983 (2009)

**STOLEN BASES**

- 116 (1974)
- 113 (2012)
- 105 (2007)
- 101 (1971)
- 97 (2000)
- 90 (1978)
- 84 (2001)
- 83 (1999)
- 80 (2014)
- 76 (2005)
- 76 (1998)

**BASE ON BALLS**

- 349 (1989)
- 329 (1998)
- 340 (2000)
- 320 (1995)
- 309 (2018)
- 308 (1994)
- 288 (2001)
- 280 (2019)
- 280 (2017)
- 278 (1997)

**STRIKEOUTS**

- 553 (2019)
- 501 (2018)
- 484 (2009)
- 465 (2010)
- 445 (2017)
- 416 (2016)
- 416 (2005)
- 416 (2004)
- 412 (2015)
- 409 (2003)

**HIT BY PITCH**

- 84 (2018)
- 76 (2014)
- 73 (2010)
- 70 (1997)
- 65 (2007)
- 65 (2000)
- 64 (1989)
- 63 (2009)
- 62 (2016)
- 61 (2006)

**BATTING AVG.**

- .348 (2010)
- .341 (1997)
- .340 (1998)
- .331 (1999)
- .325 (1964)
- .324 (2000)
- .323 (1985)
- .320 (1994)
- .316 (1982)
- .315 (1993)

**SLUGGING PCT.**

- .591 (2010)
- .539 (1998)
- .529 (1997)
- .516 (2009)
- .514 (1985)
- .495 (1982)
- .491 (2000)
- .480 (1999)
- .476 (1978)
- .475 (2008)

**ON-BASE PCT.**

- .428 (1998)
- .425 (2000)
- .423 (2010)
- .419 (1997)
- .417 (1999)
- .417 (1989)
- .410 (1994)
- .407 (1995)
- .399 (1988)
- .397 (1987)
- .397 (1985)

TEAM PITCHING

**ERA**

- 2.09 (1967)
- 2.19 (1964)
- 2.19 (1954)
- 2.32 (1976)
- 2.48 (1958)
- 2.49 (1969)
- 2.50 (1962)
- 2.54 (1968)
- 3.13 (1975)
- 3.13 (1988)

**WINS**

- 50 (1997)
- 50 (1995)
- 46 (1999)
- 46 (1998)
- 44 (1994)
- 44 (1989)
- 43 (2018)
- 43 (2010)
- 42 (2003)
- 42 (1987)

**LOSSES**

- 34 (2006)
- 34 (1983)
- 33 (2016)
- 29 (2011)
- 28 (2019)
- 28 (2014)
- 28 (2012)
- 28 (2008)
- 26 (2017)
- 26 (2015)
- 26 (2005)
- 26 (2002)
- 26 (1981)

**SAVES**

- 23 (1995)
- 21 (2005)
- 21 (2003)
- 18 (2015)
- 18 (2013)
- 18 (1997)
- 17 (2018)
- 16 (2019)
- 16 (2010)
- 15 (2011)

**WINNING PCT.**

- .794 (1995)
- .773 (1954)
- .762 (1967)
- .750 (1964)
- .746 (1997)
- .719 (1998)
- .712 (1976)
- .709 (1988)
- .708 (1999)
- .705 (1974)

**SHUTOUTS**

- 9 (1988)
- 8 (2015)
- 8 (1989)
- 8 (1976)
- 7 (2019)
- 7 (2017)
- 7 (1967)
- 5 (2018)
- 5 (2014)
- 5 (1992)
- 5 (1990)
- 5 (1974)

**INNINGS PITCHED**

- 598.1 (2019)
- 591.2 (1997)
- 579.0 (2018)
- 572.1 (2010)
- 570.0 (1999)
- 570.0 (1994)
- 565.1 (1995)
- 562.0 (2017)
- 561.2 (1998)
- 559.0 (2003)

**STRIKEOUTS**

- 629 (1997)
- 595 (2018)
- 568 (2019)
- 558 (1993)
- 554 (1999)
- 512 (1994)
- 489 (1996)
- 485 (2017)
- 484 (2010)
- 481 (1991)

**COMPLETE GAMES**

- 21 (1967)
- 19 (1977)
- 18 (1976)
- 16 (1975)
- 13 (1985)
- 13 (1981)
- 11 (1992)
- 11 (1989)
- 11 (1983)
- 9 (1993)
- 9 (1986)



## YEAR-BY-YEAR TEAM HITTING

Year	G	AVG	SLG	OBP	AB	R	H	2B	3B	HR	RBI	SB	SBA	BB	SO	HBP	SAC	SF
1949	19	.227			590	74	134	20	8	4	52	22		12			12	
1950	25	.294			878	150	258	32	8	3	121	64		116			21	
1951	25	.295			916	212	270	40	12	16	163							
1952	26	.256			927	187	237	36	12	8	149	27		167	171			
1953	21	.234			697	114	163	21	9	10	88							
1954	22	.281			740	154	208	32	14	11	150							
1955	25	.288			890	172	256	42	7	9	153							
1956	23	.270			756	165	204	25	12	12	141	54						
1957	26	.294			889	176	261	29	13	10	154	24						
1958	27	.274			951	198	261	42	13	15	174	40						
1959	27	.271			929	155	252	38	8	4	130	44						
1960	23	.268			817	159	219	32	9	12	126	28						
1961	25	.289			863	190	249	37	13	22	176	14		151				
1962	22	.268			758	146	203	32	8	17	142	1		129				
1963	25	.268			822	156	220	36	16	8	130	55						
1964	28	.307			933	174	286	42	19	8	134	56						
1965	20	.280			656	129	184	33	17	10	104	35						
1966	23	.271			790	117	214	27	9	21	107	24						
1967	42	.289			1279	219	369	47	12	32	198	36		146				
1968	34	.291			1091	182	318	44	9	19	150	18						
1969	37	.278			1178	189	328	49	10	8	160	65						
1970																		
1971	39	.303			1225	242	371	67	8	32	223	101						
1972	35	.268			1128	185	302	44	14	18	159	58						
1973	39	.248			1221	185	303	45	15	9	166	78						
1974	44	.274			1332	252	365	58	15	14	201	116		241	186		17	20
1975	45	.261			1378	231	360	77	6	21	210	56		204	263		18	25
1976	52	.283			1506	286	426	66	8	28	251	75		236	246		40	16
1977	46	.284			1395	285	396	71	12	34	251	78		239	300		30	16
1978	54	.293			1707	372	501	109	16	57	298	90		238	324	25	29	24
1979	42	.275			1238	245	341	58	11	33	201	67		216	231	19	40	18
1980	51	.248			1542	237	382	60	23	20	189	69		231	327	23	58	20
1981	53	.273			1691	292	461	80	8	49	248	46		203	278	14	28	13
1982	48	.316			1569	348	496	93	8	57	307	29		222	222	18	23	18
1983	50	.262	.436		1597	315	418	81	7	61	268	33	54	277	314	21	30	
1984	51	.270	.439		1611	313	435	75	10	60	275	49	63	231	312	23	28	12
1985	52	.323	.514		1796	404	580	83	22	72	372	23	33	213	287	21	10	20
1986	55	.291	.431		1821	364	530	75	26	42	322	28	34	276	294	22	17	17
1987	59	.306	.469	.397	1931	412	590	123	15	54	365	59	74	271	304	31	16	15
1988	55	.308	.415	.399	1785	373	549	96	15	27	332	21	33	258	275	31	10	24
1989	64	.309	.433	.413	2132	464	659	116	16	39	414	32	42	349	275	64	24	24
1990	58	.291	.409	.382	1880	372	548	99	14	31	323	21	38	253	246	37	20	23
1991	59	.299	.444	.390	1985	411	593	110	11	52	381	25	41	271	274	39	24	20
1992	55	.281	.352	.370	1812	258	510	70	12	11	225	34	50	238	294	31	28	17
1993	63	.315	.435	.396	2158	426	679	116	13	39	385	59	83	255	348	34	37	18
1994	65	.320	.449	.410	2327	503	744	133	21	42	444	64	85	308	379	48	52	26
1995	63	.310	.464	.407	2174	480	673	152	17	50	435	48	76	320	399	38	55	27
1996	56	.287	.428	.373	1951	374	559	115	19	41	345	67	78	222	330	48	51	16
1997	67	.341	.529	.419	2428	613	828	165	18	85	577	67	82	278	382	70	49	30
1998	64	.340	.539	.428	2324	595	789	165	19	87	541	76	95	346	408	43	26	37
1999	65	.331	.480	.417	2323	546	769	157	20	50	495	83	93	324	368	48	45	40
2000	61	.324	.491	.425	2169	558	702	144	15	63	507	97	118	340	314	65	44	30
2001	58	.291	.417	.393	1981	406	576	118	14	35	365	84	102	288	320	60	43	25
2002	60	.302	.427	.373	2116	399	639	128	7	41	358	56	66	215	356	41	43	25
2003	63	.306	.454	.374	2244	399	687	138	21	50	374	50	67	212	409	43	34	21
2004	56	.279	.398	.358	1935	318	540	105	16	31	291	39	50	218	416	33	39	22
2005	60	.293	.434	.377	2069	356	607	118	17	46	326	76	96	243	416	49	19	25
2006	56	.276	.389	.351	1945	283	536	104	6	35	255	41	55	174	397	61	31	15
2007	56	.295	.411	.382	1978	395	583	104	6	38	350	105	127	234	394	65	37	29
2008	56	.301	.475	.383	1949	387	586	135	15	58	346	74	106	228	386	51	30	30
2009	56	.286	.516	.381	1906	391	546	102	13	103	371	40	55	239	484	63	32	20
2010	64	.348	.591	.423	2344	584	816	148	14	131	549	61	94	261	465	73	58	38
2011	58	.296	.421	.380	2013	335	596	120	7	39	311	44	71	228	399	60	45	24
2012	59	.304	.432	.386	2005	351	610	113	19	35	311	113	151	232	372	52	60	27
2013	56	.275	.385	.359	1848	272	508	101	5	31	246	33	55	214	353	40	35	23
2014	56	.270	.340	.360	1838	235	497	65	9	15	212	80	119	192	298	76	51	19
2015	62	.273	.371	.359	2029	301	553	109	18	18	272	62	100	232	412	57	45	25
2016	56	.294	.416	.384	1976	346	581	102	14	37	310	61	89	241	416	62	9	21
2017	63	.274	.387	.367	2115	363	579	124	13	30	327	55	77	280	445	52	17	32
2018	66	.282	.439	.386	2223	467	626	124	4	73	423	50	75	309	501	84	17	26
2019	66	.266	.388	.357	2281	387	606	111	9	50	351	63	76	280	553	59	23	27







# YEAR-BY-YEAR TEAM PITCHING

Year	G	W-L	Pct.	SV	CG	SHO	ERA	IP	H	R	ER	BB	SO	PO	A	E	Pct.	DP
1949	19	9-10	.473				5.48	166.0	156	144	101	79	103	482	177	69	.905	18
1950	25	12-13	.480					217.2	180	104		142	156	524	290	65	.926	--
1951	25	14-11	.560					225.0	204	156		145	170	--	--	--	--	--
1952	26	13-11	.542				4.14	235.0	193	162	108	158	139	698	264	59	.942	--
1953	21	9-12	.429				3.84	173.1	161	120	74	131	132	629	199	66	.926	--
1954	22	17-5	.773				2.19	189.0	148	86	46	94	122	538	212	43	.946	--
1955	25	9-16	.360					215.2	249	191		119	133	641	230	83	.913	--
1956	23	12-11	.522				4.06	170.2	191	123	77	111	118	560	239	53	.938	--
1957	26	16-10	.615				3.24	222.0	228	132	80	106	144	665	288	53	.947	--
1958	27	19-8	.704				2.48	290.0	219	118	80	115	214	--	--	--	--	40
1959	27	15-11	.577				3.21	230.0	232	123	82	108	173	--	--	80	--	22
1960	23	15-8	.652				5.31	207.0	209	148	122	128	158	1265	601	105	.947	37
1961	25	14-11	.560				4.21	220.0	235	150	103	120	129					
1962	22	15-7	.682				2.50	205.0	186		57	108	160					
1963	25	17-8	.680				3.46	213.0	158	98	82	103	189					
1964	28	21-7	.750				2.45	246.1	177	91	67	136	179					
1965	20	13-7	.650				4.66	152.2	140	89	79	91	121					
1966	23	14-9	.609				2.65	180.0	133	77	53	79	132					
1967	42	32-10	.762		21		2.09	374.0	271	145	87	168	312					
1968	34	22-12	.647				2.52	289.0	226	109	81	154	232					
1969	37	20-17	.541				2.49	318.0	270	128	88	155	265					
1970																		
1971	39	23-16	.590				4.65	325.1	323	212	168	161	257					
1972	35	18-17	.514				3.15	303.0	305	174	106	106	186					
1973	39	20-19	.513			3	3.71	329.2	288	184	136	178	188					
1974	44	31-13	.705			5	2.88	362.1	287	154	116	206	171					
1975	45	24-21	.533			16	4	3.13	371.1	306	186	129	174	240				
1976	52	37-15	.712			18	8	2.32	399.1	318	175	103	177	299				
1977	46	28-18	.609			19	4	3.94	367.2	360	227	161	184	262				
1978	54	33-21	.611			6	2	4.13	442.0	413	294	203	257	284				
1979	42	21-21	.500	8	8	2	3.84	339.2	284	195	145	207	257					
1980	51	27-24	.529	9	6		3.84	421.2	412	252	180	256	221					
1981	53	27-26	.509	11	13		4.95	438.0	501	289	241	210	257					
1982	48	27-20	.573	8	5		5.90	386.0	450	312	253	231	226	--	--	89	--	42
1983	50	16-34	.320	2	11	2	6.89	407.2	524	394	312	272	265	1193	456	101	.942	35
1984	51	27-24	.529	6	7	2	6.21	409.0	411	341	282	261	321	1226	517	99	.946	36
1985	52	30-22	.577	7	13	0	5.44	426.2	515	322	258	221	254	1259	522	97	.948	41
1986	55	31-24	.564	10	9	2	5.13	447.1	508	313	255	193	292	1353	572	100	.951	40
1987	59	42-18	.700	11	7	2	4.47	483.0	514	279	240	204	385	1452	567	69	.967	49
1988	55	39-16	.709	14	6	9	3.13	451.1	402	205	157	181	425	1352	545	74	.962	40
1989	64	44-20	.668	13	11	8	3.33	540.2	545	304	235	236	424	1622	626	77	.967	61
1990	58	34-24	.586	8	7	5	5.09	468.1	488	321	265	265	419	1405	566	98	.953	44
1991	59	35-24	.593	7	7	2	4.18	495.2	495	285	230	239	481	1487	641	83	.962	56
1992	55	30-25	.545	13	11	5	3.43	469.0	448	226	179	219	453	1407	546	72	.964	35
1993	63	40-23	.635	11	9	4	3.98	538.2	518	292	238	233	558	1616	625	82	.965	67
1994	65	44-21	.677	14	4	3	3.85	570.0	558	291	244	211	512	1710	705	93	.963	50
1995	63	50-13	.794	23	7	2	3.53	565.1	541	276	222	171	448	1696	725	94	.963	61
1996	56	32-24	.571	8	0	3	4.74	497.0	488	318	262	235	489	1491	584	104	.952	39
1997	67	50-17	.746	18	4	4	4.30	591.2	568	354	283	246	629	1775	685	109	.958	66
1998	64	46-18	.719	8	3	4	4.74	561.2	603	342	296	202	472	1685	672	93	.962	69
1999	65	46-19	.708	11	4	3	4.94	570.0	634	380	313	206	554	1710	548	103	.956	44
2000	61	41-20	.672	8	4	1	5.31	536.0	611	381	316	227	394	1608	582	101	.956	42
2001	57	37-21	.638	11	2	4	4.05	509.1	538	284	229	177	292	1528	627	90	.960	53
2002	60	34-26	.600	9	5	4	4.85	525.1	564	324	283	165	361	1576	627	68	.970	59
2003	63	42-21	.667	21	2	3	4.22	559.0	564	305	262	173	446	1677	652	77	.968	54
2004	56	32-24	.571	11	1	3	4.81	498.0	510	320	266	203	411	1494	574	81	.962	32
2005	60	34-26	.567	21	1	2	3.89	535.0	547	291	231	169	389	1605	679	83	.965	46
2006	56	22-34	.393	9	0	1	5.15	494.2	562	354	283	214	375	1484	557	90	.958	43
2007	56	31-25	.554	14	1	3	4.59	506.0	550	325	258	208	392	1518	606	91	.959	46
2008	56	28-28	.500	13	2	2	4.86	494.1	550	316	267	167	394	1483	556	64	.970	44
2009	56	31-25	.554	12	0	0	6.12	497.1	648	387	338	228	411	1492	526	65	.969	55
2010	64	43-21	.672	16	3	2	5.00	572.1	636	386	318	220	484	1717	616	93	.962	46
2011	58	29-29	.500	15	2	3	5.09	518.0	599	341	293	226	412	1554	572	71	.968	43
2012	59	31-28	.525	14	0	3	3.92	521.1	513	276	227	184	322	1564	661	84	.964	52
2013	56	33-23	.589	18	2	2	3.40	492.2	458	242	186	189	318	1478	616	66	.969	50
2014	56	28-28	.500	8	4	5	3.34	501.2	482	228	186	167	333	1503	592	65	.970	51
2015	62	36-26	.581	18	3	8	3.42	547.2	517	254	208	212	465	1643	610	61	.974	46
2016	56	23-33	.411	5	2	4	4.57	496.1	525	304	252	196	397	1489	581	85	.961	46
2017	63	37-26	.587	14	2	7	4.36	562.0	559	303	272	181	485	1686	649	59	.975	52
2018	66	43-23	.651	17	3	5	4.13	579.0	545	299	266	223	595	1737	593	61	.971	35
2019	66	38-28	.576	16	2	7	4.45	598.1	601	343	296	267	568	1795	626	67	.973	42



STREAKS & SWEEPS

BEST OVERALL RECORD AFTER

Table with columns: Games, Record, Year. Lists streaks from 1-67 games.

BEST SEC RECORD AFTER

Table with columns: Games, Record, Year. Lists SEC streaks from 1-32 games.

WINNING STREAKS

Table with columns: ALL GAMES, SEC GAMES, PLAINSMAN PARK. Lists winning streaks from 1-10 games.

PLAINSMAN PARK-SEC

Table with columns: Games, Record, Year. Lists Plainsman Park-SEC streaks from 1-10 games.

ROAD GAMES

Table with columns: Games, Record, Year. Lists road game streaks from 1-10 games.

SEC ROAD GAMES

Table with columns: Games, Record, Year. Lists SEC road game streaks from 1-6 games.

LOSING STREAKS

Table with columns: ALL GAMES. Lists losing streaks from 1-7 games.

SEC GAMES

Table with columns: Games, Record, Year. Lists SEC game losing streaks from 1-9 games.

PLAINSMAN PARK

Table with columns: Games, Record, Year. Lists Plainsman Park losing streaks from 1-8 games.

PLAINSMAN PARK-SEC

Table with columns: Games, Record, Year. Lists Plainsman Park-SEC losing streaks from 1-5 games.

ROAD GAMES

Table with columns: Games, Record, Year. Lists road game losing streaks from 1-6 games.

Table with columns: Games, Record, Year. Lists general streaks from 8-13 games.

SEC ROAD GAMES

Table with columns: Games, Record, Year. Lists SEC road game streaks from 1-8 games.

SEC SWEEPS

AUBURN HOME SWEEP VS.

Table with columns: Opponent, Date. Lists home sweep dates from 1988 to 2018.

AUBURN ROAD SWEEP VS.

Table with columns: Opponent, Date. Lists road sweep dates from 1988 to 2018.

AUBURN SWEPT AT HOME

Table with columns: Opponent, Date. Lists dates when Auburn was swept at home from 1991 to 2013.

AUBURN SWEPT ON ROAD

Table with columns: Opponent, Date. Lists dates when Auburn was swept on the road from 1988 to 2019.







# YEAR-BY-YEAR LEADERS

AT BATS		
Year	Player	AB
1949	Dick Webb	74
1950	Ray Dean	109
1951	Ray Dean	106
	Dick Webb	106
1952	Bobby Jordan	107
1953	Bobby Jordan	92
1954	Jim Pyburn	88
1955	Guy Young	112
1956	Guy Young	97
1957	Lloyd Nix	112
1958	L.F. Lanier	118
1959	Benny Catchings	107
1960	Benny Catchings	104
1961	Jim Douglas	102
1962	Otis Bibb	90
	Wayne Fowler	90
1963	Otis Bibb	99
1964	Jimmy Martin	120
1965	Dink Haire	81
	Pete McKenzie	81
1966	Ralph Wells	100
1967	Pete McKenzie	175
1968	Frank Baldasare	125
1969	John Shafer	123
1970	Russ Walker	132
1971	Ken Dempsey	140
1972	Joe Haefner	130
1973	Gary Dailey	141
1974	Gary Dailey	152
	Vic Sharek	152
1975	Mickey Miller	167
1976	David Duffner	173
1977	Dom Fucci	154
	Steve Renfroe	154
1978	Steve Montgomery	203
1979	Steve Montgomery	139
1980	Steve Renfroe	174
1981	John Metasavage	182
1982	Doug Gilcrease	197
1983	DeWayne Friend	186
1984	Rock Wilson	193
1985	Paul Foster	201
1986	Paul Foster	217
1987	Rock Wilson	229
1988	Clark Preble	221
1989	Clark Preble	258
1990	Ted Corbin	168
1991	Brad Parker	224
1992	Brandon Moore	206
1993	Jay Waggoner	247
1994	Jay Waggoner	291
1995	Jay Waggoner	268
1996	Adam Sullivan	222
1997	Tim Hudson	273
1998	Casey Dunn	275
1999	Casey Dunn	269
	Mailon Kent	269
2000	Dominic Rich	265
2001	Javon Moran	255
2002	Javon Moran	266
2003	Javon Moran	272
2004	Josh Bell	226
2005	Tyler Johnstone	259
2006	Tyler Johnstone	229
2007	Robert Brooks	217
2008	Hunter Morris	211
2009	Trent Mummey	218
2010	Hunter Morris	272
2011	Casey McElroy	234
2012	Ryan Tella	236
2013	Ryan Tella	216
2014	Jordan Ebert	204
2015	Anfernee Grier	254
2016	Anfernee Grier	238
2017	Jonah Todd	242
2018	Brendan Venter	251
2019	Judd Ward	257

RUNS		
Year	Player	R
1949	Charlie Gilbert	10
	Jack Rucker	10
1950	Ray Dean	22
1951	Ray Dean	33

1952	George Reid	20
1953	Joe Davis	17
1954	Jim Pyburn	22
1955	Byrd Whigham	31
1956	Billy Roberson	29
1957	L.F. Lanier	25
1958	L.F. Lanier	27
1959	Jim Douglas	23
1960	Jim Douglas	29
1961	Jim Douglas	32
1962	Otis Bibb	27
	Larry Nichols	27
1963	Jim Bachus	27
1964	Otis Bibb	*32
1965	Reggie Gilbert	21
1966	Pete McKenzie	22
1967	Greg Golden	31
	Scotty Long	31
1968	Rick Countryman	25
	Greg Golden	25
	Frank Baldasare	30
1969	NA	
1970	NA	
1971	Ken Dempsey	37
1972	Joe Haefner	27
1973	Curt Cope	25
	Mickey Miller	25
	Vic Sharek	25
1974	Vic Sharek	40
1975	Mickey Miller	30
1976	Curt Cope	45
1977	Pat Keedy	37
1978	Dom Fucci	*58
1979	J.B. Brown	32
1980	Johnny Tutt	31
1981	Johnny Tutt	44
1982	Doug Gilcrease	58
1983	DeWayne Friend	39
1984	Rock Wilson	42
1985	Bo Jackson	55
1986	Trey Gainous	54
1987	Rock Wilson	71
1988	Clark Preble	47
1989	Chris Hart	62
	Frank Thomas	62
1990	Ted Corbin	38
1991	Andrew Albrecht	61
1992	Chris Christopher	41
1993	Jay Waggoner	54
1994	Jay Waggoner	69
1995	Mark Bellhorn	66
1996	Adam Sullivan	62
1997	Adam Sullivan	81
1998	Scott Pratt	82
1999	Mailon Kent	79
2000	Gabe Gross	83
2001	Javon Moran	54
2002	Javon Moran	59
2003	Javon Moran	53
2004	Clete Thomas	53
2005	Clete Thomas	66
2006	Tyler Johnstone	43
2007	Josh Donaldson	63
2008	Mike Bianucci	54
2009	Trent Mummey	66
2010	Hunter Morris	66
2011	Casey McElroy	46
2012	Jay Gonzalez	48
2013	Ryan Tella	42
2014	Damek Tomscha	37
2015	Anfernee Grier	41
2016	Anfernee Grier	56
2017	Jonah Todd	56
2018	Will Holland	61
2019	Edouard Julien	52

HITS		
Year	Player	H
1949	Jack Rucker	16
	Dick Webb	16
1950	Ray Dean	37
1951	Dick Webb	38
1952	Inman Veal	32
1953	Bobby Jordan	24
1954	Jim Pyburn	38
1955	Doug Dickey	40
1956	Alton Shell	35

1957	L.F. Lanier	35
1958	L.F. Lanier	39
1959	Alan Koch	36
1960	Benny Catchings	37
1961	Jim Douglas	36
1962	Larry Nichols	35
1963	Jimmy Barfield	29
1964	Jimmy Barfield	43
1965	Frank Fryer	28
1966	Frank Fryer	35
1967	Scotty Long	49
	George Simmons	49
1968	Frank Baldasare	*45
1969	John Shafer	39
1970	Russ Walker	40
1971	Joey Martin	55
1972	Andy Merchant	47
1973	Mark Hatchett	43
	Mickey Miller	43
1974	Vic Sharek	56
1975	Mickey Miller	54
1976	Mickey Miller	53
1977	Steve Renfroe	53
	Dom Fucci	71
1979	Robert Sorrell	53
1980	Johnny Tutt	50
	Vic Sharek	50
1981	Johnny Tutt	63
1982	Doug Gilcrease	76
1983	DeWayne Friend	54
1984	Rock Wilson	62
1985	Paul Foster	87
1986	Paul Foster	86
1987	Rock Wilson	85
1988	Clark Preble	78
1989	Clark Preble	88
1990	Tim Edge	62
1991	Jeff Leatherman	78
1992	Brannen Veal	68
1993	Brandon Moore	84
	Cliff Shanks	84
1994	Jay Waggoner	*119
1995	Jay Waggoner	87
1996	Adam Sullivan	70
1997	Ted Corbin	108
1998	Scott Pratt	105
1999	Casey Dunn	102
	Mailon Kent	102
2000	Todd Faulkner	105
2001	Mailon Kent	84
2002	Javon Moran	97
2003	Tug Hulett	93
2004	Clete Thomas	71
2005	Tyler Johnstone	85
2006	Tyler Johnstone	76
2007	Josh Donaldson	75
2008	Hunter Morris	74
2009	Trent Mummey	63
2010	Hunter Morris	105
2011	Casey McElroy	87
2012	Ryan Tella	85
2013	Garrett Cooper	67
2014	Jordan Ebert	72
2015	Anfernee Grier	82
2016	Anfernee Grier	87
2017	Jonah Todd	91
2018	Jay Estes	78
	Will Holland	78
2019	Conor Davis	73

BATTING AVERAGE		
Year	Player	AVG
1949	Emmett McAfee	.306
1950	Ray Dean	.339
1951	Dick Webb	.358
1952	Gene Hoehle	.345
1953	Jimmy Powell	.322
1954	Jim Pyburn	.432
1955	Doug Dickey	.381
1956	Alton Shell	.380
1957	L.F. Lanier	.372
1958	Pat Duke	.347
1959	Alan Koch	.419
1960	Benny Catchings	.356
1961	Jim Douglas	.353
1962	Larry Nichols	.412

1963	Jimmy Barfield	363
1964	Jimmy Barfield	374
1965	Frank Fryer	373
1966	Frank Fryer	361
1967	Greg Golden	346
1968	Frank Baldasare	360
1969	John Shafer	317
1970	Russ Walker	303
1971	Joey Martin	*417
1972	Andy Merchant	376
1973	Mickey Miller	331
1974	Vic Sharek	368
1975	Mickey Miller	323
1976	Richie Howard	383
1977	Steve Renfroe	344
1978	Dom Fucci	401
1979	Robert Sorrell	398
1980	Johnny Tutt	313
1981	Johnny Tutt	371
1982	Doug Gilcrease	386
1983	DeWayne Friend	290
1984	Rock Wilson	321
1985	Paul Foster	*433
1986	Paul Foster	396
1987	Rock Wilson	371
1988	Frank Thomas	*385
1989	Frank Thomas	*403
1990	Tim Edge	*387
1991	Andrew Albrecht	361
1992	Brannen Veal	332
1993	Cliff Shanks	391
1994	Jay Waggoner	409
1995	Shawn McNally	396
1996	Dallon Ruch	369
1997	Adam Sullivan	396
1998	Scott Pratt	407
1999	Casey Dunn	379
	Mailon Kent	379
2000	Gabe Gross	*430
2001	Mailon Kent	350
2002	Javon Moran	365
2003	Tug Hulett	373
2004	Clete Thomas	329
2005	Karl Amonite	365
2006	Mike Bianucci	359
2007	Josh Donaldson	349
2008	Hunter Morris	351
2009	Justin Hargett	330
2010	Hunter Morris	386
2011	Casey McElroy	372
2012	Ryan Tella	360
2013	Garrett Cooper	354
2014	Jordan Ebert	353
2015	Anfernee Grier	323
2016	Joshua Palacios	385
2017	Jonah Todd	376
2018	Jay Estes	329
2019	Conor Davis	290

HOME RUNS		
Year	Player	HR
1949	Charlie Gilbert	2
1950	Charlie Gilbert	1
	Gene Hoehle	1
	Bill Logan	1
1951	Charlie Gilbert	5
1952	Bill McMurry	3
1953	Billy Ray Roberson	2
	Howell Tubbs	2
1954	Jim Pyburn	4
1955	Guy Young	3
1956	Howell Tubbs	5
1957	Jackie Burkett	2
	Pat Duke	2
	Rex Frederick	2
	Lloyd Nix	2
1958	Pat Duke	3
	Rex Frederick	3
	Shot Johnston	3
1959	Morris Savage	2
1960	Bill Breakfield	4
1961	Larry Nichols	7
1962	Bill Breakfield	4
	Wayne Fowler	4
	Larry Nichols	4
1963	Jim Bachus	2



YEAR-BY-YEAR LEADERS

Table of Year-by-Year Leaders for RBIs, listing years from 1964 to 2019 and corresponding player names and RBI counts.

RUNS BATTED IN

Table of Year-by-Year Leaders for RBIs, listing years from 1949 to 1960 and corresponding player names and RBI counts.

Table of Year-by-Year Leaders for Stolen Bases, listing years from 1961 to 2019 and corresponding player names and SB counts.

STOLEN BASES

Table of Year-by-Year Leaders for Stolen Bases, listing years from 1949 to 1965 and corresponding player names and SB counts.

Table of Year-by-Year Leaders for Wins, listing years from 1966 to 2019 and corresponding player names and win counts.

WINS

Table of Year-by-Year Leaders for Wins, listing years from 1949 to 1967 and corresponding player names and win counts.

Table of Year-by-Year Leaders for ERA, listing years from 1968 to 2019 and corresponding player names and ERA values.

ERA

Table of Year-by-Year Leaders for ERA, listing years from 1949 to 1964 and corresponding player names and ERA values.







# YEAR-BY-YEAR LEADERS

1965	Montie Sharpe	2.49
1966	Q.V. Lowe	1.69
1967	Jim Blausler	1.56
1968	George Simmons	1.26
1969	Beal Lazenby	1.43
1970	Rick Eisenacher	2.16
1971	Rick Eisenacher	3.47
1972	Jack Van Yperen	1.97
1973	Bill Lawrence	3.03
1974	Terry Leach	1.30
1975	Joe Beckwith	1.97
1976	Robert Hudson	1.74
1977	Joe Beckwith	1.69
1978	Scott Roney	2.56
1979	Dana Becton	3.19
1980	Phil Constan	1.84
1981	Phil Deriso	3.79
1982	Gary Smith	3.33
1983	Ward Yerby	5.11
1984	Mark Chapman	3.44
1985	Greg Jacobson	4.73
1986	Stacy Jones	4.16
1987	Gregg Olson	1.26
1988	Gregg Olson	2.00
1989	Tommy Youngblood	2.62
1990	Mark Fuller	3.76
1991	Brian Senn	2.62
1992	John Powell	2.54
1993	Scott Sullivan	2.55
1994	John Powell	2.22
1995	Chris Morrison	2.70
1996	Tim Hudson	3.25
1997	Tim Hudson	2.97
1998	Colter Bean	3.56
1999	Brent Schoening	3.32
2000	Colter Bean	3.29
2001	Hayden Gliemmo	2.77
2002	Arnold Hughey	3.91
2003	Levale Speigner	2.42
2004	Chris Dennis	2.61
2005	John Madden	1.77
2006	Johnny Thompson	2.95
2007	Scott Shuman	2.00
2008	Evan Crawford	2.42
2009	Austin Hubbard	4.20
2010	Austin Hubbard	2.44
2011	Derek Varnadore	3.68
2012	Daniel Koger	3.19
2013	Conner Kendrick	2.13
2014	Keegan Thompson	2.01
2015	Justin Camp	2.33
2016	Casey Mize	3.52
2017	Casey Mize	2.04
2018	Cody Greenhill	2.30
2019	Jack Owen	2.75

### STRIKEOUTS

Year	Player	SO
1949	George Hill	41
1950	Bill Letchworth	46
1951	Bill Letchworth	78
1952	Buck Bradberry	85
1953	Paul Susce	53
1954	Paul Susce	57
1955	Paul Susce	70
1956	Paul Susce	56
1957	Wynton Overstreet	34
1958	Alan Koch	35
1959	Porter Gilbert	54
1960	Alan Koch	88
1961	Jim Boyd	44
1962	Jim Boyd	54
1963	Jim Overton	101
1964	Duke Shackelford	54
1965	Montie Sharpe	67
1966	Q.V. Lowe	65
1967	Q.V. Lowe	123
1968	Tommy Smith	89
1969	Rick Eisenacher	90
1970	NA	
1971	Earl Nance	65
1972	Jack Van Yperen	60
1973	Jim Handley	41
	Bill Lawrence	41
1974	Davis May	58
1975	Davis May	72

1976	Robert Hudson	73
1977	Joe Beckwith	99
1978	Mark Shiflett	61
1979	Mark Shiflett	61
1980	Mark Shiflett	45
1981	Phil Deriso	58
1982	Ward Yerby	44
1983	Ward Yerby	60
1984	Stuart Tate	73
1985	Mark Chapman	51
1986	Mark Chapman	78
1987	Gregg Olson	96
1988	Gregg Olson	113
1989	Scott Renner	92
1990	Mike Ferry	88
1991	John Powell	121
1992	John Powell	120
1993	John Powell	191
1994	John Powell	130
1995	Ryan Halla	148
1996	Bryan Hebson	91
1997	Tim Hudson	165
1998	Brent Schoening	111
1999	Brent Schoening	151
2000	Chris Bootcheck	101
2001	Eric Brandon	61
2002	Levale Speigner	61
2003	Arnold Hughey	85
2004	Arnold Hughey	79
2005	Arnold Hughey	80
2006	Evan Crawford	55
2007	Brett Butts	54
	Paul Burnside	54
	Taylor Thompson	54
2008	Grant Dayton	79
2009	Grant Dayton	69
2010	Grant Dayton	69
2011	Derek Varnadore	74
2012	Derek Varnadore	63
2013	Conner Kendrick	75
2014	Keegan Thompson	73
2015	Cole Lipscomb	91
2016	Casey Mize	59
2017	Casey Mize	109
2018	Casey Mize	156
2019	Tanner Burns	101

### INNINGS PITCHED

Year	Player	IP
1949	George Hill	57.2
1950	George Hill	56.2
1951	Bill Letchworth	92.2
1952	Buck Bradberry	83.0
1953	Paul Susce	54.0
1954	Paul Susce	64.0
1955	Paul Susce	74.0
1956	Paul Susce	73.2
1957	Henry Dumas	44.0
1958	Alan Koch	81.0
	Red Roberts	81.0
1959	Porter Gilbert	58.0
	Lloyd Nix	58.0
1960	Alan Koch	81.0
1961	Jim Boyd	71.0
1962	Jim Boyd	63.0
1963	Jim Overton	101.1
1964	Jimmy Crysel	74.2
1965	Montie Sharpe	72.1
1966	Q.V. Lowe	85.0
1967	Q.V. Lowe	128.0
1968	Tommy Smith	81.1
1969	Rick Eisenacher	82.0
1970	NA	
1971	Earl Nance	75.0
1972	Jack Van Yperen	87.0
1973	Bill Lawrence	92.0
1974	Davis May	97.0
1975	Davis May	85.1
1976	Robert Hudson	114.0
1977	Joe Beckwith	101.1
1978	Scott Roney	95.0
1979	Mark Shiflett	62.0
1980	Phil Deriso	78.2
1981	Phil Deriso	90.1
1982	Lance Long	67.1
1983	Ward Yerby	107.1

1984	Charlie Smith	71.1
1985	Mark Chapman	83.2
1986	Mark Chapman	99.0
1987	Stacy Jones	110.1
1988	Scott Renner	87.1
1989	Scott Renner	120.0
1990	Jason Harkins	91.0
1991	John Powell	101.0
1992	John Powell	109.7
1993	John Powell	141.0
1994	Kevin Humphreys	142.2
1995	Ryan Halla	146.2
1996	Bryan Hebson	100.1
1997	Tim Hudson	118.1
1998	Hayden Gliemmo	118.1
1999	Brent Schoening	138.1
2000	Chris Bootcheck	122.0
2001	Levale Speigner	113.1
2002	Levale Speigner	104.1
2003	Arnold Hughey	102.0
2004	Arnold Hughey	96.1
2005	Arnold Hughey	98.2
2006	Evan Crawford	78.2
2007	Bryan Woodall	70.2
2008	Grant Dayton	81.0
2009	Grant Dayton	73.0
2010	Grant Dayton	95.0
2011	Derek Varnadore	88.0
2012	Derek Varnadore	87.2
2013	Michael O'Neal	89.0
2014	Dillon Ortman	100.0
2015	Cole Lipscomb	92.2
2016	Justin Camp	81.1
2017	Keegan Thompson	93.1
2018	Casey Mize	114.2
2019	Tanner Burns	79.2

### SAVES

Year	Player	SV
1978	Scott Roney	4
1979	Phil Deriso	3
	Bill Latham	3
1980	Mark Shiflett	5
1981	Phil Deriso	6
1982	Lance Long	3
	Marc Saucedo	3
1983	Lance Long	2
1984	Tim McClain	4
1985	Greg Jacobson	3
1986	Stacy Jones	3
	Ron Siwa	3
1987	Gregg Olson	10
1988	Gregg Olson	10
1989	Mike Ferry	8
1990	Mike Ferry	4
1991	Scott Sullivan	4
1992	Alec Newi	3
	Brian Senn	3
1993	Scott Sullivan	5
1994	Ryan Halla	7
1995	Finley Woodward	19
1996	Tim Hudson	3
1997	Finley Woodward	8
1998	Colter Bean	7
1999	Colter Bean	8
2000	Colter Bean	5
2001	Eric Brandon	5
2002	Cory Dueitt	4
2003	Steven Register	16
2004	Steven Register	8
2005	Michael Nix	13
2006	Luke Greinke	6
2007	Brett Butts	6
2008	Bryan Woodall	11
2009	Austin Hubbard	12
2010	Austin Hubbard	10
2011	Ethan Wallen	5
2012	Justin Bryant	7
2013	Terrance Dedrick	10
2014	Terrance Dedrick	4
2015	Justin Camp	8
2016	Gordon Cardenas	2
2017	Cole Lipscomb	6
2018	Calvin Coker	7
2019	Cody Greenhill	12

\* SEC Leader

### AUBURN TRIPLE CROWN WINNERS

1962	Larry Nichols
1965	Frank Fryer
1968	Frank Baldasare
1976	Richie Howard
1983	DeWayne Friend
1988	Frank Thomas
1989	Frank Thomas
1990	Tim Edge
1992	Brannen Veal
1999	Casey Dunn
2005	Karl Amonite
2010	Hunter Morris
2011	Casey McElroy
2013	Garrett Cooper

### AUBURN PITCHING TRIPLE CROWN WINNERS

1951	Bill Letchworth
1952	Buck Bradberry
1954	Paul Susce
1956	Paul Susce
1960	Alan Koch
1961	Jim Boyd
1963	Joe Overton
1965	Monty Sharpe
1966	QV Lowe
1972	Jack Van Yperen
1973	Bill Lawrence
1976	Robert Hudson
1977	Joe Beckwith
1981	Phil Deriso
1987	Gregg Olson
1997	Tim Hudson
1999	Brent Schoening
2011	Derek Varnadore
2017	Casey Mize



## TEAM &amp; INDIVIDUAL SUPERLATIVES

## AUBURN'S SEC/NCAA LEADERS

SEC BATTING			SEC PITCHING		
<b>AVERAGE</b>			<b>WINS</b>		
1971	Joey Martin	.417	1963	Joe Overton	8
1985	Paul Foster	.433	1964	Jimmy Crysel	9
1988	Frank Thomas	.385	1967	Q.V. Lowe	15
1989	Frank Thomas	.403	1993	John Powell	15
1990	Tim Edge	.387	1995	Ryan Halla	16
2000	Gabe Gross	.430	1997	Tim Hudson	15
			1998	Hayden Gliemmo	13
			1999	Hayden Gliemmo	13
				Brent Schoening	13
<b>HITS</b>			<b>EARNED RUN AVERAGE</b>		
1968	Frank Baldasare	45	1963	Joe Overton	1.26
1994	Jay Waggoner	119	1965	Mike Sharpe	1.79
			1968	George Simmons	1.25
			1974	Terry Leach	1.30
			1987	Gregg Olson	1.27
			1988	Gregg Olson	2.00
			2005	John Madden	1.77
<b>RUNS</b>			<b>STRIKEOUTS</b>		
1964	Otis Bibb	30	1967	Q.V. Lowe	123
1978	Dom Fucci	58	1968	Tony Smith	81
			1993	John Powell	191
			1997	Tim Hudson	165
			2018	Casey Mize	156
<b>HOME RUNS</b>			<b>SAVES</b>		
1967	Scotty Long	11	1995	Finley Woodard	19
1982	Doug Gilcrease	17	2003	Steven Register	16
1987	Frank Thomas	*21	2005	Michael Nix	13
2010	Hunter Morris	23			
<b>TRIPLES</b>			<b>INDIVIDUAL NCAA LEADERS</b>		
1964	Jimmy Barfield	6	<b>TRIPLES PER GAME</b>		
1965	Frank Fryer	5	1965	Frank Fryer	0.26
1973	Mark Hatchett	5	<b>TOTAL BASES</b>		
1980	Johnny Tutt	*5	2010	Hunter Morris	202
1984	Rock Wilson	*7	<b>EARNED RUN AVERAGE</b>		
1986	Trey Gainous	10	1987	Gregg Olson	1.26
1987	Rock Wilson	7	<b>STRIKEOUT-TO-WALK RATIO</b>		
1998	Scott Pratt	8	2017	Casey Mize	12.11
2005	Clete Thomas	6	<b>STRIKEOUT RATIO (k/9 inn.)</b>		
2017	Jonah Todd	*5	1965	Frank Fryer	0.26
			<b>VICTORIES</b>		
			1997	Tim Hudson	15
			<b>SAVES</b>		
			2003	Steven Register	16
			<b>TEAM NCAA LEADERS</b>		
			<b>HOME RUNS</b>		
			2010		131
			<b>HOME RUNS PER GAME</b>		
			2010		2.05
			<b>SLUGGING PERCENTAGE</b>		
			2010		.591

\* - Tied for SEC lead

## NO-HITTERS &amp; PERFECT GAMES

## MARCH 9, 2018

Score	Auburn 6, Northeastern 0
Feat	No-hitter
Individuals	Casey Mize [9.0]
Notes	The no-hitter came with 13 strikeouts and no walks.

## MARCH 19, 2002

Score	Auburn 9, UAB 2
Feat	Combined No-hitter
Individuals	Mike Mueller [2.0], Lee Carter [1.0], Brandon Channell [1.0], Reid Price [1.0], Andrew Skinner [1.0], Arnold Hughey [1.0], Ken Clayton [1.0], Cory Dueitt [0.2], Sean Jones [0.1]
Notes	NCAA Division I record nine pitchers combined to no-hit UAB ... Six base runners on the evening ... One hit batter in the second inning along with two walks and three Auburn errors in the ninth inning ... Only four balls hit out of the infield.

## MARCH 2, 2002

Score	Auburn 9, Murray State 0
Feat	Perfect Game
Individual	Eric Brandon [9.0]
Notes	Retires all 27 batters faced, while striking out a career-high 12 batters ... First Auburn pitcher and first Southeastern Conference pitcher since 1963 (39 years) to toss a nine-inning perfect game ... Threw 94 pitches, including 69 for strikes ... Brandon's parents both hail from Murray, Ky., and graduated from Murray State.

## APRIL 30, 1991

Score	Auburn 14, LaGrange 0 [7 inn.]
Feat	Perfect Game
Individual	Jason Johnson [7.0]

## MARCH 11, 1979

Score	Auburn 10, Clemson 1
Feat	Combined No-Hitter
Individuals	Dan Becton [6.0], Phil Deriso [3.0]

## FEBRUARY 26, 1976

Score	Auburn 5, Houston 0 [7 inn.]
Feat	No-hitter
Individual	Joe Beckwith [7.0]
Notes	No-hitter came in the season opener.

## APRIL 4, 1948

Score	Auburn 6, Tennessee 0
Feat	No-hitter

## APRIL 2, 1937

Score	Auburn 17, Troy 2
Feat	No-hitter

## APRIL 18, 1936

Score	Auburn 3, Georgia 0
Feat	No-hitter
Notes	First known no-hitter in Auburn history.





# HOME RUN RECORDS

## GRAND SLAMS (since 1979)

Date	Player	Opponent	Pitcher (R/L)	Inn.
4/7/79	Pat Keedy	Alabama	Ben Flagler	7th
1979	Tim Rowell	Fairfield	Joe Cizynski	1st
4/10/82	John Metasauage	LSU	Bill Donathon	2nd
4/14/82	Magentale	at Columbus College	Givens	1st
5/11/982	Bob Berry	at Georgia State	Tracy Dean	5th
4/6/85	Tim Lemmons	at Alabama	Greg Hibbard (L)	7th
4/7/85	Tim Lemmons	at Alabama	Mike Sodder (L)	3rd
5/2/85	Paul Foster	Alabama (Dothan)	Jeff Oyster (R)	5th
3/1086	Paul Foster	RICHMOND	Jim Merritt (R)	7th
3/12/86	Mark Sayers	at UAB	Chris Murdock (R)	6th
3/29/86	Mark Sayers	at Vanderbilt [Gm 1]	John Parke (R)	2nd
5/1/86	Tony Haney	Alabama (Dothan)	Todd Poelstra (L)	6th
2/25/87	Frank Thomas	at UAB	Chris Murdock (R)	6th
3/8/87	Frank Thomas	at Samford	Rex Tuckler (L)	3rd
5/2/87	T. Youngblood	at Tennessee	Ron Marton (R)	9th
3/6/88	Jeff Livesey	at Vanderbilt	Mike McLochlin (R)	9th
3/20/88	Jeff Livesey	at Georgia	Phil Willis (R)	5th
3/31/88	Jeff Livesey	RIDER	Kenny Kremer (L)	8th
5/20/89	Joe Siwa	W. CAROLINA	Paul Menhart (R)	3rd
4/1/90	Mickey Tomey	at LSU	Jason Wall (L)	7th
2/8/91	Andrew Albrecht	W. CAROLINA	Jeff Graham (R)	2nd
3/4/91	Jeff Leatherman	APPALACHIAN ST.	Gary Davis (R)	8th
4/12/92	Chris Holland (ITP)	at Arkansas	Brent Birch (L)	3rd
3/5/93	Mark Bellhorn	TAMPA	Keith LeBrecque (R)	6th
3/5/94	Kevin Chabot	JACKSONVILLE ST.	Tony Shaver (R)	1st
4/11/94	Ken Key	ETSU	Todd Anderson (R)	3rd
3/17/95	Mark Bellhorn	E. MICHIGAN	Tim Tessmar (L)	8th
3/19/95	Kevin Chabot	E. MICHIGAN	Mark Rutherford (R)	3rd
2/17/96	Josh Etheredge	VMI [Gm. 1]	Danny Hughes (R)	3rd
3/5/96	Josh Etheredge	UNC-G'BORO	Jonathan Jackson (R)	5th
4/26/96	Josh Etheredge	at Ole Miss	Charles Barbour (R)	7th
3/4/97	Josh Etheredge	Samford (Vestavia)	Glen Criswell (R)	6th
3/21/97	Adam Sullivan	GEORGIA	Chris Hall (R)	7th
3/2397	Josh Etheredge	GEORGIA	Dough Bridges (L)	1st
3/25/97	Casey Dunn	at UAB	Scott Beyer (R)	5th
5/9/97	Tim Hudson	OLE MISS	Dan DeYoung (R)	9th
2/1098	Jamie Kersh	WINTHROP	Aaron Sundsma (R)	9th
3/22/98	Josh Etheredge	at Georgia	Matt Hanson (R)	6th
5/9/98	Casey Dunn	at Alabama	Matt Bernard (R)	9th
2/11/00	Mailon Kent	FURMAN	Mike Dugan (L)	7th
3/12/00	Todd Faulkner	SOUTH CAROLINA	Jamie Paston (R)	8th
3/19/00	Jonathan Schuerholz	at Arkansas	Mitch Tisher (R)	7th
4/2/00	Brett Burnham	LSU	Heath McMurray (R)	5th
4/29/00	Mailon Kent	at Florida	Eddie Rojas (L)	6th
5/6/00	Jonathan Schuerholz	at Alabama	Brice Heath (R)	8th
5/27/00	Mailon Kent	vs. Stetson	Charles Aulef (R)	4th
2/10/01	Gabe Gross	CAMPBELL [Gm. 1]	Rob Finch (R)	3rd
5/11/01	Gabe Gross	at LSU	Billy Brian (R)	6th
5/31/02	Sean Gamble	vs. Florida Atlantic	Travis NeSmith (R)	2nd
3/22/03	Karl Amonite	at Kentucky	Galvin (R)	7th
4/13/03	Josh Bell	at Mississippi State	Ramsey (R)	5th
5/31/03	Scott Schade	CLEMSON	Walker (R)	8th
4/23/05	Jeff Boutwell (ITP)	FLORIDA	Alan Horne (R)	1st
2/26/06	Mike Bianucci	ELON	Justin Bors (R)	4th
4/15/06	Jeff Boutwell	MISSISSIPPI STATE	Josh Johnson (R)	4th
2/11/07	Eric Skinner	at South Alabama	Nabors (R)	1st
4/6/07	Robert Brooks	at LSU	Furbush (L)	3rd
5/17/07	Joseph Sanders	at Kentucky	Rusin (L)	4th
3/25/08	Joseph Sanders	SAMFORD	Vanfleteren (R)	4th
3/18/09	Trent Mummey	CHAS. SOUTHERN	Deighan (R)	8th
3/24/09	Joseph Sanders	at Samford	Vanderheiden (R)	6th
4/28/09	Ben Jones	TROY	Mathers (L)	5th
3/21/10	Hunter Morris	at Georgia	Tanner (R)	6th
4/9/10	Trent Mummey	LSU	Bradshaw (R)	8th
5/15/10	Trent Mummey	TENNESSEE	Blount (R)	3rd
2/22/11	Tony Caldwell	JACKSONVILLE STATE	Watts (L)	1st
3/19/11	Kevin Patterson	ARKANSAS	Moore (R)	4th
5/20/11	Tony Caldwell	at Tennessee	Saberhagen (L)	9th
3/17/12	Zach Alvord	at Ole Miss	Ellis (R)	8th
5/8/12	Zach Alvord	Presbyterian	White (L)	6th
4/11/17	Dylan Ingram	at Samford	Greer (R)	2nd
4/18/17	Luke Jarvis	at Kennesaw State	Wilkes (R)	4th
4/29/17	Dylan Ingram	at Mississippi State [Gm. 1]	Plumlee (R)	4th
3/3/18	Edouard Julien	BYU [Gm. 1]	Burrup (L)	7th
3/17/18	Steven Williams	TEXAS A&M	Roa (R)	8th
4/20/18	Brendan Venter	at Alabama	Vainer (R)	6th
5/5/18	Edouard Julien	VANDERBILT	Raby (R)	2nd
5/23/18	Edouard Julien	vs. Ole Miss	Roth (R)	9th
3/21/19	Conor Davis	at UAB	Wesson (R)	5th

ITP - Inside-the-park HR

## LEADOFF HOME RUNS (since 1979)

Date	Player	Opponent
4/27/81	Barry Panter	Montevallo
3/20/82	Neal Mitchell	Mississippi St.
4/15/82	Neal Mitchell	Columbus College
3/30/84	Rock Wilson	Troy State
2/22/86	Bo Jackson	Clemson
3/14/87	Rock Wilson	Georgia
4/25/87	Rock Wilson	Alabama
4/26/89	Chris Hart	UAB
4/30/89	Chris Hart	Tennessee
5/14/89	Chris Hart	Georgia
2/11/90	Chris Hart	Western Carolina
2/10/91	Mike Killmatt	Western Carolina
3/31/96	Adam Sullivan	Kentucky
4/23/96	Adam Sullivan	Marshall
4/22/97	Adam Sullivan	Marshall
2/16/00	Mailon Kent	UAB
3/17/02	Javon Moran	Kentucky
3/4/08	Luke Greinke	Davidson
3/18/08	Trent Mummey	at Troy
4/13/08	Trent Mummey	South Carolina
3/6/09	Trent Mummey	Brown
3/7/09 [G2]	Trent Mummey	Brown
3/11/09	Trent Mummey	Western Kentucky
3/18/09	Trent Mummey	Charleston Southern
5/17/14	Anfernee Grier	LSU
4/19/16	Anfernee Grier	Alabama St.
5/12/18	Will Holland	Ole Miss
5/22/18	Will Holland	Kentucky

## WALK-OFF HOME RUNS (since 1979)

Date	Player	Opponent
3/8/80 [13th]	Doug Gilcrease	Mississippi St.
3/9/80 [11th]	Steve Renfro	Mississippi St.
4/26/80	Steve Renfro	Ole Miss
5/3/80	Rodney Rushing	Alabama
3/18/82	Rodney Dallar (10th)	Austin Peay
5/4/82	Bob Berry	Troy State
4/5/83 [11th]	DeWayne Friend	Jacksonville St.
4/12/85 [G2]	Bo Jackson	Mississippi St.
3/13/85	Tim Lemons	Virginia
2/18/87 [11th]	Tony Haney	Huntington
5/24/97	David Ross	at Florida State
2/10/98	Jamie Kersh	Winthrop
2/7/03	Sean Gamble	VCU
2/20/04	Josh Bell (10th)	Boston College
2/6/05	Clete Thomas	Hofstra
2/17/06	Mike Bianucci	Hofstra
3/14/07	Josh Donaldson	VMI
2/20/09	Justin Hargett	Elon
4/10/09 [11th]	Justin Hargett	Florida
2/26/10 [10th]	Brian Fletcher	Boston College
2/15/13	Damek Tomscha	Maine
4/2/17	Conor Davis	South Carolina
6/1/19	Steven Williams	Georgia Tech

## BACK-TO-BACK HOME RUNS (since 1979)

Date	Players	Opponent	Inn.
3/17/79	J.B. Brown-Steve Montgomery	at Mississippi St.	5th
3/24/81	Bob Berry-Dav. Magentale-Mike Swaim	at SE Louisiana	7th
5/5/82	Bob Berry-Rodney Dallar	Livingston	5th
4/13/83	Paul Foster-Bo Jackson	at Ala. Christian	5th
4/14/83	David Miller-Bob Berry	at Georgia Tech	1st
3/30/84	Kevin Henry-Kevin Jordan	at Troy State	4th
3/30/84	Donnie Thomas-DeWayne Friend	at Troy State	5th
4/19/84	Donnie Thomas-DeWayne Friend	Fla. Int'l	2nd
3/1985	Bo Jackson-Mark Sayer	at Troy State	8th
3/23/85	Paul Foster-Bo Jackson	Ole Miss	3rd
4/2/85	Paul Foster-Bo Jackson	at Georgia	8th
3/29/86	Mark Sayers-Paul Foster	at Vanderbilt	2nd
5/16/87	Kevin Henry-Frank Thomas	Mississippi St.	4th
3/31/91	Brad Parker-Brannen Veal	LSU	3rd
2/26/94	Dallan Ruch-Kevin Chabot	MTSU	6th
3/2/94	Mark Bellhorn-Brandon Moore	Troy State	1st
3/22/95	Jay Waggoner-Mark Bellhorn	at UAB	6th
4/10/95	Kirby Clark-Josh Etheredge	at MTSU	3rd
4/15/95	Dallan Ruch-Kirby Clark	Arkansas	4th
5/6/95	Mark Bellhorn-Shawn McNally	at LSU	4th
3/25/97	Tucker Dearth-Jamie Kersh	at UAB	6th
4/9/97	Tim Hudson-Jamie Kersh	VMI	7th



TEAM & INDIVIDUAL SUPERLATIVES

Table listing individual players and their dates of achievement, such as Scott Pratt-Josh Etheredge on 2/20/98 and Casey Dunn-Jamie Kersh on 3/10/99.

Table listing opponents and their record against Auburn, such as UNC Charlotte (6th), VCU (7th), and Alabama (4th).

20-RUN GAMES

Table listing Auburn's 20-run games, such as 32-9 vs TROY (3/2/94) and 29-22 at Mercer (1951).

Table listing Auburn's 20-run games (continued), such as 21-4 vs MARSHALL (2/16/02) and 21-6 at South Carolina (3/9/97).

Table listing Auburn's 20-run games (continued), such as 24-2 vs FLORIDA (4/11/09) and 23-22 vs HUNTINGDON (1983).

FIVE-HIT GAMES (Since 1974)

Table listing five-hit games since 1974, including Player (Yr), AB, Opponent, and Date, such as Andy Merchant (Sr.) on 4/22/1972.

OPPONENT'S

Table listing opponent's 20-run games, such as 24-2 vs FLORIDA (4/11/09) and 23-22 vs HUNTINGDON (1983).







# THE LAST TIME...

## BATTING SUPERLATIVES

5 hits in a game Anfernee Grier at Kennesaw St. [5-for-6] (4/12/16)  
 6 hits in a game Tyler Johnstone vs. Elon [6-for-7, 2B, 3B] (2/25/05)

Reached base 6 times Edouard Julien vs. Alabama A&M [3-3, 1 BB, 2 HBP] (4/3/18)

4 runs in a game Ryan Bliss vs. #7 Georgia (62 - 5/11/19)  
 5 runs in a game Edouard Julien vs. Alabama A&M (4/3/18)  
 6 runs in a game never

10-game hitting streak Connor Davis, 10 games (4/19-5/7/19)  
 Matt Scheffler, 10 games (4/18-5/7/19)  
 Jonah Todd, 16 games, (4/8-5/7/17)  
 A. Grier, 22 games, (5/31/15-3/22/16)  
 Justin Fradejas, 27 games (3/23-5/7/10)  
 Casey Dunn, 31 games (2/22 [G1]-4/15/97)

15-game hitting streak Jordan Ebert vs. Southern (2/26/16)  
 20-game hitting streak Ken Dempsey vs. Georgia (1971)  
 25-game hitting streak Jay Gonzalez vs. Alabama State (2/28/12)  
 30-game hitting streak never

3 doubles in a game Connor Davis vs. #17 Ole Miss (4/19/19)  
 4 doubles in a game Tony Caldwell at Kentucky (4/9/11)

2 triples in a game Steven Williams vs. Longwood (2/17/18)  
 3 triples in a game Justin Bryant at Georgia (3/19/10)  
 Hunter Morris at Georgia (3/21/10)  
 Bob Berry vs. Huntington (4/15/82)

2 home runs in one game Edouard Julien vs. Georgia Southern (2/17/19)  
 3 home runs in one game Will Holland at #5 Ole Miss (5/12/18)  
 Dan Glevenyak at Jacksonville State (8th) (5/7/13)  
 Edouard Julien vs. Alabama A&M (2/20/19)  
 Edouard Julien vs. Alabama A&M/at UCF (2/20-22/19)  
 Steven Williams vs. at UCF vs. Cincinnati (2/24-3/1/19)  
 Brendan Venter (5/5-7/18)  
 Trent Mummey (4/17-23/10)  
 Joseph Sanders (5/10-15/08)  
 Mike Bianucci (5/2-9/08)  
 Tim Lemons (4/6-10/85)  
 Steven Williams at #7 Georgia Tech (6/1/19)  
 Edouard Julien vs. BYU (G1 - 3/3/18)  
 Edouard Julien vs. BYU (G1 - 3/3/18)  
 Steven Williams vs. Longwood (2/17/18)  
 Dylan Ingram at #7 Mississippi St. (4/29/17)

7 RBI in a game Cleto Thomas [3B, 1B, HR, 2B] vs. Arkansas (4/3/05)  
 8 RBI in a game Damon Haecker [5th inn.]  
 9 RBI in a game vs. Jacksonville St. (3/15/17)  
 10 RBI in a game Edouard Julien [1B, 1B] at #14 North Carolina (6/10/19)

Grand slam home run Justin Hargett vs. Davidson (Gm 2) [4th] (G1 - 3/3/10)  
 Inside-the-park home run Ryan Bliss vs. Alabama (5/5/19)  
 HR to begin game Anfernee Grier vs. Southern (2/26/16)

Two HR in one inning Will Holland at #4 Vanderbilt (2) (4/25/19)  
 HR in consecutive at-bats Dan Glevenyak at Alabama (4) (4/11/14)

HR in three consecutive at-bats Edouard Julien vs. Alabama A&M/at UCF (2/20-22/19)  
 HR in consecutive games Steven Williams vs. at UCF vs. Cincinnati (2/24-3/1/19)  
 HR in three consecutive games Brendan Venter (5/5-7/18)  
 HR in three consecutive SEC games Trent Mummey (4/17-23/10)  
 HR in four consecutive games Joseph Sanders (5/10-15/08)  
 HR in four consecutive SEC games Mike Bianucci (5/2-9/08)  
 HR in five consecutive games Tim Lemons (4/6-10/85)  
 Walk-off HR Steven Williams at #7 Georgia Tech (6/1/19)  
 Pinch-hit HR Edouard Julien vs. BYU (G1 - 3/3/18)  
 Pinch-hit grand slam Edouard Julien vs. BYU (G1 - 3/3/18)  
 HR in first at-bat of season Steven Williams vs. Longwood (2/17/18)  
 HR in both games of DH Dylan Ingram at #7 Mississippi St. (4/29/17)

Hit for the cycle Cleto Thomas [3B, 1B, HR, 2B] vs. Arkansas (4/3/05)

Hit from both sides of plate Damon Haecker [5th inn.]  
 in same inning vs. Jacksonville St. (3/15/17)  
 Two hits in same inning Edouard Julien [1B, 1B] at #14 North Carolina (6/10/19)

Stole home Justin Hargett vs. Davidson (Gm 2) [4th] (G1 - 3/3/10)  
 Stole two bases in a game Ryan Bliss vs. Alabama (5/5/19)  
 Stole three bases in a game Anfernee Grier vs. Southern (2/26/16)

Hit by a pitch 2 times in a game Will Holland at #4 Vanderbilt (2) (4/25/19)  
 Hit by a pitch 3+ times in a game Dan Glevenyak at Alabama (4) (4/11/14)

Scored 20 or more runs 20 at Alabama (62 - 4/21/18)  
 Scored 25 or more runs 25 vs. Longwood (2/17/18)  
 Scored 30 or more runs 32 vs. Troy (3/2/94)

Scored 5 runs in an Inning 5, vs. Coastal Carolina (8th) (5/31/19)  
 Scored 6 runs in an Inning 6, at Jacksonville State (7th) (4/23/19)  
 Scored 7 runs in an Inning 7, at #4 Mississippi State (4th) (3/24/19)  
 Scored 8 runs in an Inning 8, at UAB (5th) (3/19/19)  
 Scored 9 runs in an Inning 9, vs. Alabama (9th) (5/5/19)  
 Scored 10+ runs in an Inning 13, at #14 North Carolina (1st) (6/10/19)  
 Recorded 10+ hits in an Inning 11, vs. Furman (5th) (2/12/00)  
 Scored in every inning vs. Coppin State (3/18/14)

Recorded 15-19 hits 18, at #14 North Carolina (6/10/19)  
 Recorded 20 or more hits 21, at #4 Mississippi State (3/24/19)

Hit 3 or more home runs in an inning 3, vs. Northeastern (6th) (G1 - 3/10/18)  
 Hit 3 or more home runs in a game 3, vs. #17 Ole Miss (4/19/19)  
 Hit 5 or more home runs in a game 6, vs. Northeastern (G1 - 3/10/18)  
 Hit 7 or more home runs in a game 7, vs. Mississippi State (5/8/10)  
 Hit back-to-back home runs S. Williams & R. Woley at #4 Mississippi State (6th) (3/22/19)  
 Hit back-to-back-to-back home runs B. Fletcher, H. Morris & K. Patterson vs. Mississippi State (5th) (5/8/10)

Had 5 doubles 5, vs. N.C. State (6/3/18)  
 Had 6 doubles 6, vs. Georgia Tech (3/13/18)  
 Had 7 doubles 7, vs. Alabama A&M (3/1/16)  
 Had 8 doubles 8, vs. BYU (G1 - 3/3/18)  
 Had 9+ doubles 10, vs. Tennessee (5/15/10)

Stole 5 bases in a game 5, vs. Bethune-Cookman (5/6/14)  
 Stole 6 bases in a game 6, vs. #21 Tennessee (3/17/19)  
 Stole 7 bases in a game 7, vs. Presbyterian (5/8/12)  
 Stole 8 bases in a game 8, vs. Alcorn State (2/22/12)

Walked 10+ times 11, vs. #9 Arkansas (G2 - 4/5/19)  
 Did not strike out in a game vs. Belmont (3/11/12)

## PITCHING SUPERLATIVES

**INDIVIDUAL**  
 Nine-inning no-hitter Casey Mize vs. Northeastern (3/9/18)  
 Nine-inning no-hitter (combined) Mike Mueller [2.0], Lee Carter [1.0],  
 Brandon Channell [1.0], Reid Price [1.0], Andrew Skinner [1.0], Arnold  
 Hughey [1.0], Ken Clayton [1.0], Cory Duedeitt [0.2], Sean Jones [0.1]  
 vs. UAB (3/19/02)

Seven-inning no-hitter Jason Johnson vs. LaGrange College (4/30/91)

Nine-inning perfect game Eric Brandon vs. Murray State (3/2/02)  
 Seven-inning perfect game Jason Johnson vs. LaGrange College (4/30/91)

Nine-inning one-hitter (individual) Keegan Thompson vs. Presbyterian (3/1/14)  
 Nine-inning one-hitter (combined) Justin Camp [6.2], Terrance Dedrick [1.1],  
 Jay Wade [0.2], Rocky McCord [0.1], at Kennesaw St. (3/11/14)  
 Kevin Davis [3.2], Jacob Millman [1.1], vs. Radford  
 (2/22/15)

Five-inning one-hitter Tanner Burns [9.0] vs. Cincinnati (3/1/19)

Nine-inning two-hitter Jack Owen vs. UTSA (3/9/19)  
 Complete game Jack Owen vs. UTSA (3/9/19)  
 Complete game shutout K. Thompson vs. Arkansas & LSU (4/4 & 4/11/15)  
 Consecutive complete games 10 by Tanner Burns vs. UTSA (3/8/19)  
 Struck out 10 batters 11 by Casey Mize vs. Army (6/2/18)  
 Struck out 11 batters 12 by Casey Mize at Kentucky (3/23/18)  
 Struck out 12 batters 13 by Casey Mize vs. Texas A&M (3/16/18)  
 Struck out 13 batters 15 by Tanner Burns vs. Cincinnati (3/1/19)  
 Struck out 15 batters

**TEAM**  
 Struck out 15+ batters Garrett Wade [8], Kyle Gray [2],  
 Elliott Anderson [6] at South Alabama (3/12/19)  
 Struck out 20+ batters Brooks Fuller [4], Ryan Watson [4], Elliott Anderson [3],  
 Cody Greenhill [4], Carson Skipper [3], Garrett Wade [2] vs. #9 Arkansas (4/5/19)  
 vs. Ga State, at Missouri (4/5-7/16)  
 Struck out 15 batters consecutive games 7-0 at #12 Texas A&M (4/13/19)  
 Shut out an opponent 6-0 vs. UTSA / 5-0 vs. UTSA (3/8-9/19)  
 Consecutive shutouts 2-0 vs. UT Martin / 6-0 vs. UTSA / 5-0 vs. UTSA (3/6-9/19)  
 Three straight shutouts 7-0 at #12 Texas A&M (4/13/19)  
 Shut out an SEC opponent 7-0 at #12 Texas A&M (4/13/19)  
 Shut out an SEC opponent on the road 7-0 at #12 Texas A&M (4/13/19)  
 Consecutive SEC shutouts 5-0 and 4-0 at Miss. State (3/27-28/15)  
 Consecutive SEC shutouts on the road 5-0 and 4-0 at Miss. State (3/27-28/15)  
 Was shut out 4-0 at #12 Texas A&M (4/12/19)  
 Was held to one hit vs. #24 Missouri (4/1/18)  
 Was no hit vs. #13 Arkansas (5/25/17)

**FIELDING SUPERLATIVES**  
 2 errors in a game Ryan Bliss vs. #7 Louisville (6/19/19)  
 3 errors in a game Luke Jarvis vs. Presbyterian (3/11/17)  
 4 errors in a game Brett Burnham at Alabama (4/5/00)

3 double plays turned in a game vs. Alabama (5/3/19)  
 4 double plays turned in a game vs. Georgia Tech (4/4/17)  
 5 double plays turned in a game never

Triple play (Auburn) vs. Memphis (5/22/78)  
 Triple play (Opponent) at Florida [4th] (3/15/08)

Threw a runner out at HP to end game Will Holland vs. Presbyterian (3/12/17)

**MISC. SUPERLATIVES**  
 Won 10 or more consecutive games 15 (2/24-3/22)  
 Won 15 or more consecutive games 15 (2/24-3/22)  
 Won 8 or more consecutive SEC games 9 (4/1-21/95)  
 Lost 5 or more consecutive games 7 (5/6-5/13/17)

Home winning streak 21 (1964-66)  
 Road winning streak 14 (1967/1995)  
 Season-opening winning streak 17 (2/7-3/5/97)

Swept a 3-game series vs. #21 Tennessee (3/15-17/19)  
 Swept a road series at Alabama (4/20-21/18)  
 Swept a road SEC series at Alabama (4/20-21/18)  
 Swept a SEC series vs. #21 Tennessee (3/15-17/19)  
 Swept a 4-game series Maine (2/15-17/13)  
 Swept a doubleheader vs. UTSA (3/9/19)

Allowed 3 runs or fewer in a series 3 vs. UTSA (3/8-9/19)  
 Allowed 3 runs or fewer in a SEC series 3 vs. Miss. State (3/27-29/15)  
 Allowed 4 runs or fewer in a series 3 vs. UTSA (3/8-9/19)  
 Allowed 4 runs or fewer in a SEC series 4 vs. Georgia (4/23-25/15)  
 Allowed 3 runs or fewer in a road series 3 vs. Miss. State (3/27-29/15)  
 Allowed 3 runs or fewer in a SEC road series 3 vs. Miss. State (3/27-29/15)

Overcome a deficit of 7+ runs 7 runs, [7-0, 12-8] vs. Florida A&M (2/22/17)

Won a 1-0 game vs. Mercer (5/30/15) [NCAA Regional]  
 Lost a 1-0 game vs. Ohio State (2/15/14)

Walk-off win at #7 Georgia Tech (9 inn.) (6/1/19)  
 Walk-off loss vs. #6 Mississippi State (9 inn.) (6/16/19)



YEAR-BY-YEAR RESULTS (1895-1948)

1895 (0-1)

Table with 5 columns: Date, Opponent, Score, W/L. Row: 4/1 at Mercer L

1896 (2-2)

Table with 5 columns: Date, Opponent, Score, W/L. Rows: 5/15 ALABAMA 12-9 W, 5/15 ALABAMA 14-8 W, 5/16 at Georgia 16-1 L

1897 (1-4)

Table with 5 columns: Date, Opponent, Score, W/L. Rows: 4/10 GEORGIA TECH 6-4 W, 4/24 Georgia 20-2 L, 4/30 Sewanee 4-1 L, 5/1 Sewanee 4-1 L, 5/7 Alabama PPD, 5/8 Alabama PPD, 5/15 Mercer 19-4 L

1898 (0-2)

Table with 5 columns: Date, Opponent, Score, W/L. Rows: 4/15 GEORGIA TECH 4-3 L, 4/16 Mercer 7-3 L

1899 (2-5)

Table with 5 columns: Date, Opponent, Score, W/L. Rows: 4/8 GEORGIA TECH 10-8 L, 4/15 at Mercer 11-2 L, 4/22 at Georgia Tech 6-4 L, 5/11 at Alabama 10-4 W, 5/12 at Alabama 6-5 L, 5/13 at Alabama 7-5 W, 5/15 MERCER 19-4 L

1900 (3-3)

Table with 5 columns: Date, Opponent, Score, W/L. Rows: 4/14 MONTGOMERY 17-5 W, 4/27 vs. Alabama (Montgomery) 9-7 W, 4/28 vs. Alabama (Montgomery) 9-5 L, 4/28 vs. Alabama (Montgomery) 5-4 L, 5/5 GEORGIA TECH 9-4 W, 5/12 at Mercer 11-4 L, 5/17 vs. Southern (Ala.) University PPD, 5/18 vs. Southern (Ala.) University PPD

1901 (1-7)

Table with 5 columns: Date, Opponent, Score, W/L. Rows: 3/29 at Clemson 8-0 L, 3/30 at Clemson 11-4 L, 4/26 Alabama 5-1 L, 4/27 Alabama 9-1 L, 4/27 Alabama 5-2 L, 5/4 at Georgia Tech 15-12 L, 5/5 at Georgia Tech L, 5/7 at Georgia 7-2 W

1902 (0-5)

Table with 5 columns: Date, Opponent, Score, W/L. Rows: 4/11 vs. Alabama (Selma, Ala.) 18-2 L, 4/12 vs. Alabama (Selma, Ala.) 0-11 L, 4/12 vs. Alabama (Selma, Ala.) 0-11 L, 4/19 at Mercer 6-4 L, 4/25 vs. Georgia (Atlanta, Ga.) 10-0 L

1903 (1-6)

Table with 5 columns: Date, Opponent, Score, W/L. Rows: 4/11 at Mercer 8-6 L, 4/13 CLEMSON 3-0 L, 4/21 vs. Georgia (Atlanta, Ga.) 8-2 L, 4/25 at Georgia Tech 8-7 L, 5/1 vs. Alabama (Selma, Ala.) 6-5 W, 5/2 vs. Alabama (Selma, Ala.) 10-3 L, 5/2 vs. Alabama (Selma, Ala.) 3-0 L

1904 (2-9)

Table with 5 columns: Date, Opponent, Score, W/L. Rows: 4/4 FLORIDA STATE 6-3 W, 4/9 at Mercer 8-1 L, 4/14 at Alabama 6-4 L, 4/15 at Alabama 8-1 L, 4/16 at Alabama 5-4 W, 4/23 at Georgia Tech 4-3 L, 4/25 at Georgia 8-3 L, 4/29 vs. Georgia 5-3 L, 4/29 vs. Georgia 5-0 L, 5/5 TULANE PPD, 5/6 TULANE PPD, 5/7 TULANE PPD

1905 (9-3)

SIAA CHAMPIONS

Table with 5 columns: Date, Opponent, Score, W/L. Rows: 3/30 at Mercer 3-1 L, 4/1 at Mercer 5-2 W, 4/6 at Southern (Ala.) University 6-3 W, 4/7 at Southern (Ala.) University 4-2 L, 4/8 at Southern (Ala.) University 5-2 W, 4/13 ALABAMA 3-2 L, 4/14 ALABAMA 4-3 W, 4/15 ALABAMA 6-5 W, 4/24 MERCER 12-7 W, 4/27 GEORGIA 2-0 W, 4/28 GEORGIA PPD, 5/5 GEORGIA TECH 1-0 W, 5/6 GEORGIA TECH 4-2 W

1906 (11-3)

Table with 5 columns: Date, Opponent, Score, W/L. Rows: 3/26 CUMBERLAND 5-4 W, 3/27 CUMBERLAND 9-3 W, 3/28 CUMBERLAND PPD, 4/6 at Mercer 10-3 W, 4/7 at Mercer 7-4 W, 4/20 at Alabama 14-0 W, 4/21 at Alabama 7-4 W, 5/4 SOUTHERN (ALA.) UNIVERSITY 1-0 W, 5/5 SOUTHERN (ALA.) UNIVERSITY 3-1 L, 5/7 CENTRE COLLEGE 5-3 W, 5/11 GEORGIA TECH 2-1 W, 5/12 GEORGIA TECH 5-0 L, 5/12 GEORGIA TECH 4-0 L, 5/14 at Mercer 10-8 W, 5/15 at Mercer 8-7 W

1907 (10-6-1)

Table with 5 columns: Date, Opponent, Score, W/L. Rows: 3/28 at LSU 4-0 W, 3/29 at LSU 5-3 W, 3/30 at LSU 4-3 L, 4/4 MARION 7-1 W, 4/5 MARION W, 4/6 MARION 4-0 L, 4/19 at Mercer 6-6 (11 inn.) T, 4/20 at Mercer 3-0 W, 4/25 ALABAMA 2-1 L, 4/26 ALABAMA 12-4 W, 4/27 ALABAMA 8-5 L, 5/2 at Georgia L, 5/3 at Georgia W, 5/4 at Georgia W, 5/10 GEORGIA TECH 3-2 W, 5/11 GEORGIA TECH 2-0 L, 5/11 GEORGIA TECH 4-1 W

1908 (14-5-1)

Table with 5 columns: Date, Opponent, Score, W/L. Rows: 3/26 NORTH GEORGIA 6-3 W, 3/27 NORTH GEORGIA 15-4 W, 3/28 NORTH GEORGIA 6-6 T, 4/3 MISSISSIPPI STATE 6-3 W, 4/4 MISSISSIPPI STATE 7-0 W, 4/4 MISSISSIPPI STATE 6-4 W, 4/17 at Mercer 2-1 W, 4/18 at Mercer 3-1 W, 4/23 at Alabama 3-1 L, 4/25 at Alabama 9-1 L, 4/25 at Alabama 1-0 L, 4/27 vs. Mercer (Columbus, Ga.) 10-0 W, 4/27 vs. Mercer (Columbus, Ga.) 6-2 W, 5/1 at Georgia Tech 1-0 W, 5/2 at Georgia Tech 7-2 L, 5/7 CENTRE COLLEGE 13-2 W, 5/8 CENTRE COLLEGE 6-4 W, 5/9 CENTRE COLLEGE 10-0 W, 5/11 GEORGIA TECH 6-0 L, 5/12 GEORGIA TECH 8-3 W

1909 (14-6-1)

Table with 5 columns: Date, Opponent, Score, W/L. Rows: 3/26 at Mercer 4-3 W, 3/27 at Mercer 1-0 W, 4/1 SAMFORD 7-1 W, 4/2 SAMFORD 19-5 W, 4/3 SAMFORD 7-5 W, 4/9 at Georgia 3-2 L, 4/10 at Georgia 7-3 W, 4/10 at Georgia 9-2 L, 4/16 GEORGIA 6-6 T, 4/17 GEORGIA 10-1 W, 4/17 GEORGIA 7-2 W, 4/19 at Sewanee 8-3 L, 4/20 at Sewanee 2-1 L, 4/20 at Sewanee 7-1 W, 4/29 GEORGIA TECH 6-0 W, 4/30 GEORGIA TECH 8-2 L, 5/7 at Georgia Tech 2-0 W, 5/8 at Georgia Tech 6-5 L, 5/11 CUMBERLAND 5-0 W, 5/12 CUMBERLAND 17-3 W, 5/13 CUMBERLAND 7-3 W

1910 (8-6)

Table with 5 columns: Date, Opponent, Score, W/L. Rows: 4/1 at Alabama Presbyterian 3-1 W, 4/2 at Alabama Presbyterian 12-1 W, 4/8 at Georgia 5-0 W, 4/9 at Georgia 4-2 W, 4/9 at Georgia 7-2 L, 4/15 GEORGIA TECH 16-1 W, 4/16 GEORGIA TECH PPD, 4/25 at Mercer 8-3 L, 4/26 at Mercer 3-1 L, 4/26 at Mercer 2-1 W, 5/6 at Georgia Tech 3-1 L, 5/7 at Georgia Tech PPD, 5/9 MERCER 6-5 W, 5/10 MERCER 7-2 W, 5/13 GEORGIA 4-3 L, 5/14 GEORGIA 10-3 L

1911 (8-11)

Table with 5 columns: Date, Opponent, Score, W/L. Rows: 4/3 at Mississippi State 5-3 W, 4/3 at Mississippi State 6-0 L, 4/5 at Mississippi State 2-1 W, 4/7 at Georgia 2-0 L, 4/8 at Georgia 1-0 L, 4/14 GEORGIA 1-0 L, 4/14 GEORGIA 3-1 L, 4/15 GEORGIA 7-5 L, 4/17 at Georgia Tech 4-1 L, 4/18 at Georgia Tech 9-4 L, 4/24 at Mercer 1-0 L, 4/25 at Mercer 8-1 L, 4/26 at Mercer 9-1 L, 5/4 SAMFORD W, 5/5 SAMFORD W, 5/6 SAMFORD W, 5/12 CLEMSON 7-6 W, 5/13 CLEMSON 5-4 W, 5/13 CLEMSON 3-2 W

1912 (7-9-1)

Table with 5 columns: Date, Opponent, Score, W/L. Rows: 3/29 VANDERBILT 7-6 W, 3/30 VANDERBILT 7-6 (11 inn.) L, 4/5 GEORGIA 6-3 L, 4/6 GEORGIA 6-0 L, 4/6 GEORGIA 1-0 L, 4/8 MISSISSIPPI STATE 6-4 W, 4/10 MISSISSIPPI STATE 10-9 W, 4/10 MISSISSIPPI STATE 2-1 W, 4/22 TEXAS 4-3 W, 4/22 TEXAS 3-3 T, 4/25 MERCER 1-0 L, 5/2 at Georgia Tech 3-2 L, 5/3 at Georgia Tech 7-5 W, 5/4 at Georgia Tech 5-3 L, 5/7 at Clemson 2-1 L, 5/8 at Clemson 4-3 L, 5/9 at Clemson 4-0 W

1913 (11-6)

Table with 5 columns: Date, Opponent, Score, W/L. Rows: 3/28 at Georgia 5-1 L, 3/29 at Georgia 4-3 W, 3/29 at Georgia 11-0 L, 4/4 SOUTHERN (ALA.) UNIVERSITY 13-0 W, 4/5 SOUTHERN (ALA.) UNIVERSITY 8-2 W, 4/5 SOUTHERN (ALA.) UNIVERSITY 3-2 L, 4/10 at Florida 3-2 W, 4/11 at Florida 8-5 W, 4/12 at Florida 4-2 W, 4/18 GEORGIA TECH 3-2 W, 4/19 GEORGIA TECH 10-4 L, 4/19 GEORGIA TECH 4-3 W, 4/26 MERCER 10-2 W, 4/26 MERCER 8-4 W, 5/8 CLEMSON 10-3 W, 5/9 CLEMSON 18-4 L, 5/10 CLEMSON 5-3 L

1914 (10-7)

Table with 5 columns: Date, Opponent, Score, W/L. Rows: 3/27 at Georgia Tech 9-4 W, 3/28 at Georgia Tech 10-5 L, 4/3 GEORGIA 11-2 L, 4/4 GEORGIA 10-2 L, 4/4 GEORGIA 6-3 L, 4/9 at Florida 8-1 W, 4/10 at Florida 4-3 W, 4/11 at Florida 5-3 L, 4/17 TULANE 8-3 W, 4/18 TULANE 1-0 W, 4/18 TULANE 8-6 W, 4/24 at Mercer 11-1 L, 5/7 CUMBERLAND W, 5/8 CUMBERLAND 7-2 W, 5/14 at Clemson 5-4 W, 5/15 at Clemson 13-5 L, 5/16 at Clemson 6-2 W

1915 (9-5-3)

Table with 5 columns: Date, Opponent, Score, W/L. Rows: 3/26 at Georgia 6-4 W, 3/27 at Georgia 4-1 W, 3/27 at Georgia 7-0 L, 4/3 WEST VIRGINIA WESLEYAN 6-3 W, 4/3 WEST VIRGINIA WESLEYAN 2-0 W, 4/16 GEORGIA TECH 6-6 T, 4/17 GEORGIA TECH 12-2 L, 4/17 GEORGIA TECH 7-1 L, 4/23 vs. Florida (Tallahassee, Fla.) 8-2 W, 4/24 vs. Florida (Tallahassee, Fla.) 7-2 W, 4/24 vs. Florida (Tallahassee, Fla.) 5-5 T, 5/8 vs. Clemson (Atlanta, Ga.) 10-3 W, 5/8 CLEMSON (7 inn.) 3-1 W, 5/8 CLEMSON (7 inn.) 2-0 W, 5/14 vs. Mississippi St. (Meridian, Miss.) 3-0 L, 5/15 vs. Mississippi St. (Columbus, Miss.) 4-3 L, 5/15 vs. Mississippi St. (Columbus, Miss.) 1-1 T

1916 (17-4) SIAA CHAMPIONS

Table with 5 columns: Date, Opponent, Score, W/L. Rows: 3/31 at Marion 1-0 W, 4/1 at Marion 3-1 W, 4/1 at Marion 2-0 W, 4/7 GEORGIA 6-3 W, 4/8 GEORGIA 9-6 W, 4/8 GEORGIA 3-1 W, 4/14 at Georgia Tech 6-4 L, 4/15 at Georgia Tech 10-9 W, 4/15 at Georgia Tech 3-0 W, 4/21 MISSISSIPPI STATE 5-2 W, 4/22 MISSISSIPPI STATE 3-1 W, 4/22 MISSISSIPPI STATE 5-4 W, 4/26 at Mercer 7-4 W, 4/27 at Mercer 11-7 L, 4/27 at Mercer 7-4 L, 5/5 at Clemson 5-4 L, 5/6 at Clemson 9-1 W, 5/6 at Clemson 3-1 W, 5/12 FLORIDA 7-0 W, 5/13 FLORIDA 14-3 W, 5/13 FLORIDA 7-1 W







# YEAR-BY-YEAR RESULTS (1895-1948)

## 1917 (9-5)

Date	Opponent	Score	W/L
3/28	at Southern (Ala.) University	6-1	W
3/29	at Southern (Ala.) University	8-2	W
3/30	at Marion	10-1	W
3/31	at Marion	11-1	W
4/6	at Georgia	10-0	L
4/7	at Georgia	3-0	W
4/7	at Georgia	2-0	L
4/14	GEORGIA TECH	5-4	W
4/14	GEORGIA TECH	4-1	W
4/20	LSU	CLD	
4/21	LSU	CLD	
4/25	MERCER	6-2	L
4/26	MERCER	4-2	L
5/4	CLEMSON	7-0	W
5/5	CLEMSON	8-3	W
5/5	CLEMSON	7-4	L

## 1918 (7-5) SIAA CHAMPIONS

Date	Opponent	Score	W/L
3/29	at Georgia	12-2	W
3/30	at Georgia	3-1	L
4/5	MERCER	16-10	W
4/6	MERCER	6-2	W
4/12	at Georgia Tech	8-4	L
4/13	at Georgia Tech	10-4	W
4/19	GEORGIA TECH	8-3	L
4/20	GEORGIA TECH	3-0	W
4/26	at Mercer	3-0	L
4/27	at Mercer	2-1	L
5/3	GEORGIA	4-2	W
5/4	GEORGIA	7-2	W

## 1919 (8-7-1)

Date	Opponent	Score	W/L
3/28	GEORGIA	0-0 (11 inn.)	T
3/29	GEORGIA	6-0	L
4/4	at Georgia	5-4	L
4/5	at Georgia	3-0	L
4/11	at Georgia Tech	2-1 (10 inn.)	L
4/12	at Georgia Tech	4-2	L
4/18	OGLETHORPE	3-2 (10 inn.)	W
4/19	OGLETHORPE	6-2	W
4/25	at Mercer	10-2	L
4/26	at Mercer	3-0	W
5/3	BIRMINGHAM-SOUTHERN	15-3	W
5/4	BIRMINGHAM-SOUTHERN	11-2	W
5/6	SAMFORD	4-3	L
5/6	SAMFORD	5-4	W
5/10	MERCER	4-1	W
5/11	MERCER	5-4 (12 inn.)	W

## 1920 (16-5-3) SIAA CHAMPIONS

Date	Opponent	Score	W/L
3/26	SAMFORD	1-1	T
3/27	SAMFORD	9-3	W
4/1	at Oglethorpe	7-0	W
4/2	at Oglethorpe	3-1	W
4/3	at Furman	1-0	L
4/4	at Furman	2-0	W
4/5	at Clemson	10-0	W
4/6	at Clemson	15-2	W
4/12	MICHIGAN	1-1	T
4/13	MICHIGAN	4-3	W
4/16	GEORGIA TECH	6-2	L
4/17	GEORGIA TECH	5-4	W
4/19	at Wofford	3-2	L
4/20	at Wofford	5-4	W
4/21	at Virginia	1-0	L
4/22	at Virginia	4-0	W
4/23	at Washington & Lee	6-4	L
4/24	at VMI	7-2	W
4/30	GEORGIA	9-3	W
5/1	GEORGIA	3-0	W
5/4	vs. Florida (Tallahassee, Fla.)	7-2	W
5/5	vs. Florida (Tallahassee, Fla.)	1-0	W
5/5	vs. Florida (Tallahassee, Fla.)	1-1	T
5/10	at Georgia	1-0	W
5/11	at Georgia	3-2	W

## 1921 (18-4)

Date	Opponent	Score	W/L
3/21	CINCINNATI	10-1	W
3/25	YALE	4-1	L
3/26	at Mercer	8-5	W
4/1	OGLETHORPE	11-3	W
4/2	OGLETHORPE	3-1	L
4/4	INDIANA	10-4	W
4/5	INDIANA	2-1	W
4/8	CLEMSON	12-1	W
4/9	CLEMSON	12-1	W
4/15	at Georgia Tech	8-3	L
4/16	at Georgia Tech	PPD	
4/18	at Furman	8-4	W
4/19	at Furman	19-4	W
4/20	at Washington & Lee	4-0	W
4/21	at Washington & Lee	6-1	W
4/25	GEORGIA	4-1	W
4/26	vs. Georgia (Columbus, Ga.)	2-0	W
4/28	FT. BENNING	4-1	W
4/29	MERCER	5-0	W
4/30	MERCER	12-2	W
5/4	at Ft. Benning	4-1	W
5/6	at Georgia	12-4	W
5/7	at Georgia	4-0	W

## 1922 (8-10)

Date	Opponent	Score	W/L
3/17	FT. BENNING	1-0	W
3/18	FT. BENNING	10-3	L
3/24	at Ft. Benning	9-4	W
3/25	at Ft. Benning	8-4	L
3/31	at Georgia Tech	PPD	
4/1	at Georgia Tech	7-6	W
4/8	BIRMINGHAM-SOUTHERN	5-0	W
4/8	BIRMINGHAM-SOUTHERN	2-1	L
4/14	GEORGIA TECH	8-5	W
4/15	at Georgia Tech	5-4	L
4/21	at Mercer	4-3	L
4/22	at Mercer	6-4	W
4/28	at Oglethorpe	PPD	
4/29	at Oglethorpe	PPD	
5/1	vs. Vanderbilt (Montgomery, Ala.)	10-7	W
5/2	VANDERBILT	3-1	L
5/5	vs. Georgia	7-1	L
5/6	GEORGIA	3-2	L
5/12	GEORGIA	2-0	W
5/13	at Georgia	5-1	L

## 1923 (8-10-4)

Date	Opponent	Score	W/L
3/17	FT. BENNING	7-6	W
3/17	FT. BENNING	8-2	L
3/23	MERCER	4-0 (5 inn.)	W
3/24	MERCER	2-0	L
4/2	vs. Yale (Marion, Ga.)	4-0	W
4/3	at Ft. Benning	1-0	W
4/4	at Ft. Benning	6-0	L
4/6	DUKE	5-3	W
4/7	vs. Duke (Montgomery, Ala.)	10-7	L
4/11	vs. Michigan (Montgomery, Ala.)	8-1	W
4/12	MICHIGAN	9-2	L
4/14	vs. Georgia Tech (Montgomery) 2-2 (10 inn.)	T	
4/15	at Georgia Tech	7-3	W
4/16	at Vanderbilt	23-11	L
4/17	at Vanderbilt	8-2	L
4/21	GEORGIA TECH	2-2 (5 inn./rain)	T
4/22	vs. Georgia Tech (Mont.) 1-1 (7 inn./rain)	T	
4/30	vs. North Carolina (Montgomery)	3-3	T
5/5	GEORGIA	PPD	
5/6	vs. Georgia (Montgomery, Ala.) 7-5 (8 inn.)	L	
5/12	at Georgia	9-1	L
5/13	at Georgia	3-0	L

## 1924 (8-10-4)

Date	Opponent	Score	W/L
3/19	OHIO STATE	7-4	L
3/20	OHIO STATE	3-1	W
3/24	SAMFORD	5-2	L
3/25	SAMFORD	2-1	W
3/28	at Mercer	6-3	L
3/29	at Mercer	7-4	L
4/3	GEORGIA TECH	17-5	L
4/4	GEORGIA TECH	2-0	L
4/11	at Vanderbilt	19-11	L
4/12	at Vanderbilt	4-0	L
4/16	vs. Michigan (Montgomery, Ala.)	10-9	L
4/18	at Florida	10-3	W
4/19	at Florida	4-3	L
4/21	DUKE	4-2	L
4/25	at Samford	3-2	W
4/26	at Birmingham-Southern	7-6	L
5/3	vs. Mississippi St. (Montgomery, Ala.)	4-0	L
5/9	GEORGIA	5-3	L
5/10	GEORGIA	2-1	W
5/14	at Georgia Tech	7-6	L
5/15	at Georgia Tech	2-0	L
5/17	at Georgia	9-0	L

## 1925 (5-15)

Date	Opponent	Score	W/L
3/20	at Ft. Benning	9-4	L
3/21	at Ft. Benning	17-6	L
3/24	FT. BENNING	7-5	L
3/25	FT. BENNING	9-7	W
3/27	at Birmingham-Southern	13-5	W
3/28	at Birmingham-Southern	7-0	W
4/3	GEORGIA	5-2	L
4/4	GEORGIA	3-2	L
4/10	ILLINOIS	3-0	L
4/11	ILLINOIS	4-3	W
4/17	VANDERBILT	7-3	W
4/18	VANDERBILT	7-5	L
4/24	at Georgia Tech	25-2	L
4/25	GEORGIA TECH	10-8	L
5/1	at Georgia	4-1	L
5/2	at Georgia	8-0	L
5/4	at Clemson	7-5	L
5/5	at Furman	4-2	L
5/15	at Mercer	L	
5/16	at Mercer	4-0	L

## 1926 (21-7)

Date	Opponent	Score	W/L
3/19	at Ft. Benning	3-2	W
3/20	at Ft. Benning	14-12	W
3/23	FT. BENNING	11-4	W
3/23	FT. BENNING	5-1	W
3/24	GEORGIA	6-2	W
3/25	GEORGIA	PPD	
3/30	at Spring Hill	PPD	
3/31	at Loyola-New Orleans	6-5	W
4/1	at Loyola-New Orleans	13-2	W
4/2	at Tulane	4-2	L
4/3	at Tulane	4-0	W
4/5	MICHIGAN	8-5	W
4/6	CLEMSON	10-7	W
4/7	CLEMSON	7-0	W
4/9	at Georgia Tech	5-0	L
4/10	at Georgia Tech	13-7	L
4/14	at Samford	8-0	W
4/15	at Sewanee	10-6	W
4/16	at Vanderbilt	9-6	L
4/17	at Vanderbilt	8-4	W
4/23	vs. Birmingham-Southern (Mont.)	2-0	W
4/24	BIRMINGHAM-SOUTHERN	3-0	W
4/27	at Florida	2-1	W
4/28	at Florida	4-3	W
4/30	at Georgia	9-1	L
5/1	at Georgia	3-2	L
5/4	at Oglethorpe	9-8	L
5/5	OGLETHORPE	8-2	W
5/17	MERCER	5-4	W
5/18	MERCER	9-5	W

## 1927 (14-6-1)

Date	Opponent	Score	W/L
3/30	GEORGIA	7-6	W
3/31	GEORGIA	6-2	W
4/1	TULANE	12-3	W
4/2	TULANE	6-0	W
4/4	FLORIDA	2-1	W
4/5	FLORIDA	1-0	L
4/8	vs. Georgia Tech	10-2	W
4/9	vs. Georgia Tech	7-5	W
4/15	ILLINOIS	12-5	W
4/16	ILLINOIS	10-8	L
4/20	at Clemson	11-5	W
4/22	at South Carolina	11-2	W
4/23	at South Carolina	8-4	L
4/25	at Florida	9-8	L
4/26	at Florida	4-3	L
4/27	at Florida	5-0	W
4/29	VANDERBILT	4-0	W
4/30	VANDERBILT	6-4	W
5/4	CLEMSON	6-2	W
5/5	CLEMSON	3-3 (6)	T
5/6	at Vanderbilt	1-2	L

## 1928 (17-5-2)

Date	Opponent	Score	W/L
3/23	at Ft. Benning	7-0	W
3/24	at Ft. Benning	11-0	W
3/30	TULANE	6-1	W
3/31	vs. Tulane	9-3	W
4/2	CLEMSON	6-2	W
4/3	CLEMSON	6-6	T
4/9	GEORGIA	3-3	T
4/11	FLORIDA	4-1	W
4/12	FLORIDA	10-5	W
4/13	FT. BENNING	12-11	L
4/16	GEORGIA TECH	15-4	W
4/17	GEORGIA TECH	11-2	L
4/21	at Georgia Tech	7-5	L
4/26	vs. Florida	6-5	L
4/27	vs. Florida	2-0	W
4/28	vs. Florida	2-1	W
5/2	at Clemson	11-3	W
5/3	at Clemson	9-6 (6)	W
5/4	at South Carolina	6-3	W
5/4	at Clemson	6-5	L
5/8	at Georgia	5-1	W
5/11	SOUTH CAROLINA	9-2	W
5/12	SOUTH CAROLINA	12-3	W
5/21	MERCER	5-1	W

## 1929 (11-9-1)

Date	Opponent	Score	W/L
5/29	at Tulane	10-4	L
5/30	at Tulane	17-1	W
4/3	GEORGIA TECH	23-3	W
4/4	GEORGIA TECH	16-8	W
4/5	BIRMINGHAM SOUTHERN	8-6	W
4/6	BIRMINGHAM SOUTHERN	16-5	W
4/8	at Georgia	5-3	L
4/9	at Georgia	8-7	L
4/15	CLEMSON	6-6	T
4/16	CLEMSON	4-3	L
4/19	at Georgia Tech	12-8	L
4/20	at Georgia Tech	8-3	L
4/25	vs. Florida	9-7	W
4/26	vs. Florida	7-3	W
4/27	vs. Florida	7-6	W
5/3	VANDERBILT	8-6	L
5/4	VANDERBILT	7-6	W
5/10	GEORGIA	11-1	L
5/11	GEORGIA	6-2	W
5/21	MERCER	5-4	L



## YEAR-BY-YEAR RESULTS (1895-1948)

## 1930 (13-7)

Date	Opponent	Score	W/L
3/14	FT. BENNING	5-4	W
3/15	at Ft. Benning	9-3	W
3/29	TULANE	11-2	W
3/29	TULANE	5-1	W
4/11	GEORGIA	4-2	L
4/12	GEORGIA	7-3	L
4/16	GEORGIA TECH	7-4	W
4/17	GEORGIA TECH	6-2	L
4/24	vs. Florida	3-2	L
4/25	vs. Florida	3-2	W
4/26	vs. Florida	4-3	L
5/2	at Georgia	2-0	L
5/3	at Georgia	8-6	W
5/5	at Clemson	4-3	W
5/6	at Clemson	14-10 (10)	W
5/9	MERCER	15-5	W
5/10	MERCER	7-5	L
5/12	SAMFORD	10-6	W
5/15	at Samford	8-6	W

## 1931 (18-4)

SIAA CHAMPIONS  
DIXIE LEAGUE CHAMPIONS

Date	Opponent	Score	W/L
3/26	FT. BENNING	12-1	W
4/6	at Mercer	10-5	W
4/7	at Mercer	5-1	W
4/10	at Oglethorpe	13-8	W
4/11	at Oglethorpe	14-5	W
4/13	OGLETHORPE	8-3	L
4/14	OGLETHORPE	12-0	W
4/22	at Georgia	12-2	W
4/23	at Georgia	13-7	W
4/24	at Georgia Tech	13-8	W
4/25	at Georgia Tech	11-7	L
4/27	GEORGIA	3-1	W
4/28	GEORGIA	7-6	W
5/1	at Florida	6-3	W
5/2	at Florida	5-1	L
5/5	at Mercer	3-0	W
5/8	vs. Florida	5-1	L
5/9	vs. Florida	4-3	W
5/11	GEORGIA TECH	11-5	W
5/12	GEORGIA TECH	13-0	W
5/15	VANDERBILT	19-1	W
5/16	VANDERBILT	3-1	W

## 1932 (11-4-1)

## DIXIE LEAGUE PENNANT

Date	Opponent	Score	W/L
4/1	at Lanett	6-5	W
4/8	GEORGIA	3-1	W
4/9	GEORGIA	9-0	W
4/15	at Georgia Tech	6-6	T
4/16	at Georgia Tech	12-10	W
4/16	at Georgia Tech	5-4	L
4/18	at Georgia	5-1	L
4/19	at Georgia	11-3	L
4/22	FLORIDA	5-2	W
4/23	FLORIDA	6-2	W
4/29	GEORGIA TECH	8-7 (10)	W
4/30	GEORGIA TECH	5-4	L
5/6	OGLETHORPE	6-5 (10)	W
5/7	OGLETHORPE	11-5	W
5/13	at Oglethorpe	3-1	W
5/14	at Oglethorpe	12-5	W

## 1933 (8-5-1)

Date	Opponent	Score	W/L
4/1	at Lanett	8-3	W
4/7	at Georgia Tech	4-3	L
4/8	at Georgia Tech	11-7	W
4/14	GEORGIA	8-8	T
4/18	LANETT	7-2	W
4/21	at Georgia	8-1	L
4/26	FT. BENNING	10-5	W
4/28	GEORGIA TECH	4-3 (10)	W
4/29	GEORGIA TECH	9-5	W
5/5	at Oglethorpe	7-2	W
5/6	at Oglethorpe	9-5	W
5/12	OGLETHORPE	8-0	L
5/13	OGLETHORPE	13-10 (10)	L

## 1934 (10-8-1)

Date	Opponent	Score	W/L
3/21	vs. Chattanooga	7-1	W
3/23	LANETT	5-0	W
3/24	at Lanett	4-1	W
3/28	CHATTANOOGA	5-0	L
4/2	vs. Chattanooga		L
4/6	at Georgia Tech	10-4	L
4/7	at Georgia Tech	7-4	W
4/13	GEORGIA	9-8	W
4/14	GEORGIA	12-7	L
4/20	at Georgia	10-6	L
4/21	at Georgia	5-0	L
4/28	GEORGIA TECH	1-0	W
5/4	at Oglethorpe	8-2	L
5/5	at Oglethorpe	13-6	W
5/10	SHAWMUT MILLS	8-5	W
5/11	OGLETHORPE	6-6 (12)	T
5/12	Fort Benning	9-3	L
	Auburn Ramblers		W

## 1935 (7-14)

Date	Opponent	Score	W/L
3/27	TROY	4-1	W
4/4	St. Louis (NL)	5-1	L
4/5	GEORGIA	4-3	W
4/6	GEORGIA	11-5	L
4/10	at Georgia	7-2	W
4/11	at Georgia		L
4/12	at Bona Allen	17-0	L
4/13	at Bona Allen	6-1	L
4/16	at Troy	7-6	L
4/16	at Troy	10-7	W
4/18	at Florida	7-6	W
4/19	at Florida	9-4	W
4/20	at Florida	8-6	L
4/22	GEORGIA TECH	6-3	L
4/23	GEORGIA TECH	4-3	L
4/26	at Goodyear	10-6	L
5/10	OGLETHORPE	3-1	L
5/11	OGLETHORPE	7-5	L
5/11	OGLETHORPE	9-3	L
5/14	OGLETHORPE	2-0	W
5/15	OGLETHORPE	7-5 (13)	L

## 1936 (13-5)

Date	Opponent	Score	W/L
3/26	TROY	10-4	W
3/26	TROY	5-0	W
4/3	OGLETHORPE	7-6	W
4/4	OGLETHORPE	8-4	W
4/10	vs. Georgia	3-2	W
4/11	vs. Georgia	8-3	L
4/13	LSU	6-4	L
4/14	LSU	16-4	L
4/15	FLORIDA	10-2	W
4/16	FLORIDA	4-1	W
4/17	at Georgia	6-2	W
4/18	at Georgia	3-0	W
4/24	BIRMINGHAM SOUTHERN	11-4	W
4/25	BIRMINGHAM SOUTHERN	3-0	L
5/1	at Troy	2-1	W
5/1	at Troy	3-1	W
5/6	at Bona Allen	9-0	L
5/7	at Bona Allen	2-0	L
5/8	at Oglethorpe	10-4	W
5/9	at Oglethorpe	3-2	L

1937 (21-4-1)  
SEC CHAMPIONS

Date	Opponent	Score	W/L
3/25	GOODYEAR	3-1	L
3/25	GOODYEAR	0-0	T
3/27	SHAWMUT MILLS	4-0	W
3/31	MISS. COLLEGE	7-6	W
4/1	MISS. COLLEGE	6-1	W
4/2	TROY	17-2	W
4/3	TROY	10-5	L
4/7	at Georgia Tech	3-2	W
4/9	at Georgia	7-4	W
4/10	at Georgia	12-7	W
4/16	GEORGIA	2-1	W
4/17	GEORGIA	7-2	W
4/21	at Troy	2-1 (5)	W
4/22	at Troy	12-4	W
4/23	at Florida	9-7	W
4/24	at Florida	9-4	W
4/26	BILL WHITE'S TEAM	6-0	W
5/1	GEORGIA TECH	6-5	W
5/1	GEORGIA TECH	3-2	L
5/4	SHAWMUT MILLS	11-2	W
5/7	at Oglethorpe	11-10	W
5/8	at Oglethorpe	12-10 (10)	W
5/11	FAIRFAX MILLS	5-3	W
5/13	OGLETHORPE	6-4	L
5/14	OGLETHORPE	4-1	W

## 1938 (12-10)

Date	Opponent	Score	W/L
3/24	GOODYEAR	10-7	W
3/24	GOODYEAR	4-2	L
3/30	TROY	12-9	W
3/31	TROY	15-9	W
4/2	LANETT	8-5	L
4/13	at Troy		W
4/14	at Troy	5-1	W
4/15	FLORIDA	4-3	L
4/16	FLORIDA	6-5	W
4/18	at Mississippi	6-5	W
4/19	at Mississippi	5-3	L
4/22	GEORGIA	3-2	W
4/23	GEORGIA	2-1	L
4/29	GEORGIA TECH	9-6	L
4/30	GEORGIA TECH	9-2	W
5/4	at Oglethorpe	3-2	L
5/6	at Georgia	11-7	L
5/7	at Georgia	12-10	W
5/11	at Georgia Tech	6-2	L
5/12	at Georgia Tech	5-4 (10)	L
5/13	OGLETHORPE	5-3	W
5/14	OGLETHORPE	5-4	W

## 1939 (16-10)

Date	Opponent	Score	W/L
3/31	at Oglethorpe	5-3	L
4/1	at Oglethorpe	5-3	L
4/7	at Lanett	6-2	W
4/10	at Tallassee	15-4	W
4/13	at Ft. Benning	6-1	W
4/14	GEORGIA TECH	5-2	W
4/15	GEORGIA TECH	11-4	W
4/18	at Miss. State	5-1	W
4/19	at Miss. State	8-2	W
4/21	GEORGIA	5-2	W
4/22	GEORGIA	6-3	L
4/29	MISSISSIPPI	3-2	W
4/29	MISSISSIPPI	4-1	W
5/1	at Georgia Tech	11-2	W
5/2	at Georgia Tech	5-4	L
5/3	at Georgia	10-7	W
5/4	at Georgia	5-3	L
5/5	at Florida	9-2	L
5/6	at Florida	11-2	W
5/12	OGLETHORPE		W
5/13	OGLETHORPE	11-4	W
5/15	at Lanett	5-1	W

## 1940 (15-8-1)

Date	Opponent	Score	W/L
3/23	at Ft. Benning	5-0	L
3/26	at Ft. Benning	3-2	W
3/28	PURDUE	7-2	W
3/29	PURDUE	6-1	L
4/1	DAYTONA BEACH	9-1	W
4/2	HAMILTON, ONTARIO	12-4	W
4/5	at Georgia Tech	4-2	L
4/6	at Georgia Tech	7-1	W
4/10	at Oglethorpe	7-0	W
4/11	at Oglethorpe	7-3	W
4/12	GEORGIA	4-0	L
4/13	GEORGIA	14-3	L
4/16	at Lanett		T
4/17	at Godsden	6-5	W
4/20	GEORGIA TECH	2-0	W
4/22	at Georgia	6-5	L
4/23	at Georgia	11-6	W
4/27	at Calloway Mills	19-3	W
5/3	FLORIDA	2-1	W
5/4	FLORIDA	4-2	L
5/7	at Calloway Mills	17-4	W
5/9	at Lanett	19-12	W
5/10	OGLETHORPE	9-4	L
5/11	OGLETHORPE	12-7	W

## 1941 (12-11-1)

Date	Opponent	Score	W/L
3/27	PURDUE	13-1	W
3/28	PURDUE	2-0	L
3/30	PURDUE	8-3	W
3/31	MICHIGAN STATE	9-8	W
4/1	at Montgomery		L
4/3	INDIANA	11-7	L
4/4	INDIANA	3-2	W
4/10	at Oglethorpe	3-2	L
4/10	at Oglethorpe	1-1	T
4/11	at Georgia	30-4	L
4/12	at Georgia	8-3	L
4/16	GEORGIA TECH	5-3	L
4/17	GEORGIA TECH	7-4	L
4/18	GEORGIA	3-2	W
4/19	GEORGIA	10-9	W
4/23	DOTHAN	5-0	W
4/25	at Ft. Benning	10-7	L
4/26	at Ft. Benning	8-3	L
4/28	at Georgia Tech	8-4	W
4/29	at Georgia Tech	17-4	W
5/2	at Florida	10-9	W
5/3	at Florida	6-5	L
5/9	OGLETHORPE	6-1	W
5/10	OGLETHORPE	8-3	W

## 1942 (10-8)

Date	Opponent	Score	W/L
3/27	MICHIGAN STATE		L
4/1	at Oglethorpe	5-4	W
4/2	at Oglethorpe	7-5	L
4/3	at Georgia	8-4	L
4/4	at Georgia	8-3	W
4/10	GEORGIA TECH	7-1	W
4/11	GEORGIA TECH	8-4	W
4/17	GEORGIA	17-13	L
4/18	GEORGIA	7-3	L
4/20	at Georgia Tech	15-10	L
4/21	at Georgia Tech	11-9	W
4/24	at Ft. Benning	7-3	L
4/25	at Ft. Benning	9-7	W
5/1	MAXWELL FIELD	11-1	W
5/2	FT. BENNING	20-0	W
5/1	at Riverview	19-1	W
5/8	at Oglethorpe	4-1	W
5/9	at Oglethorpe	3-1	L

## 1943 (9-3)

Date	Opponent	Score	W/L
4/10	CHATTahoochee	19-1	W
4/11	at Gunter Field	3-1	L
4/16	at Georgia	14-3	W
4/17	at Georgia	6-5	L
4/18	FORT BENNING	12-4	W
4/23	GEORGIA	6-4	W
4/24	GEORGIA	5-4	W
4/28	GUNTER FIELD	9-4	W
5/1	FT. BENNING	15-2	W
	CHATTahoochee	7-4	W
5/6	at Acme	4-2	W
5/7	GUNTER FIELD	11-9	L







# YEAR-BY-YEAR RESULTS (1895-1948)

## 1946 (11-4)

Date	Opponent	Score	W/L
4/6	FT. BENNING	11-7	L
4/12	FLORIDA	3-1	W
4/13	FLORIDA	4-1	L
4/16	MIAMI	8-5	W
4/22	BRADLEY	8-5	W
4/26	at Georgia		L
4/27	at Georgia	6-5	L
4/29	at Florida	7-1	W
4/30	at Florida	8-3	W
5/3	at Miami	1-0	W
5/4	at Miami	11-7	W
5/11	at Phenix City	13-0	W
5/18	at Maxwell AFB	4-2	W
5/27	GEORGIA	5-2	W
5/28	GEORGIA	4-3	W

## 1947 (17-7)

Date	Opponent	Score	W/L
4/9	MERCER	16-3	W
4/10	MERCER		W
4/12	MAXWELL FIELD		W
4/16	at Mississippi State	4-0	L
4/17	at Mississippi	6-1	W
4/25	FLORIDA	3-1	W
4/26	FLORIDA	7-3	W
	Tallahadega		W
	Tallahadega		W
5/6	at Georgia	11-7	W
5/7	at Georgia	10-9	L
5/10	MISSISSIPPI STATE	7-1	L
5/11	MISSISSIPPI STATE	9-6	L
5/12	at Florida	18-7	W
5/13	at Florida	9-2	W
5/19	GEORGIA TECH	8-4	W
5/20	GEORGIA TECH	17-4	W
5/22	GEORGIA	3-0	W
5/23	GEORGIA		W
5/26	at Georgia Tech	12-2	L
5/27	at Georgia Tech	14-5	W
	Maxwell Field		W
6/7	vs. Clemson	8-3	L
6/8	vs. Virginia	3-0	L

## 1948 (16-9)

### SEC EAST CHAMPIONS SEC RUNNER UP

Date	Opponent	Score	W/L
3/27	FT. BENNING	14-11	W
3/29	MISSISSIPPI	6-0	W
3/30	MISSISSIPPI	7-4	L
4/3	TENNESSEE	13-6	W
4/4	TENNESSEE	6-0	W
4/10	GEORGIA	10-2	L
	Valley	6-2	L
4/17	at Georgia Tech	17-4	W
4/18	at Georgia Tech	10-8	L
4/20	MIGNON MILLS	6-3	W
4/21	FLORIDA	12-1	W
4/22	FLORIDA	9-5	W
4/27	at Tennessee	14-0	W
4/28	at Tennessee	12-4	W
5/7	at Georgia	6-1	W
5/8	at Georgia	5-4	W
5/14	VANDERBILT	4-1	W
5/15	VANDERBILT	9-7	W
5/17	GEORGIA TECH	13-8	L
5/18	GEORGIA TECH	12-6	L
5/21	at Vanderbilt	7-3	W
5/22	at Vanderbilt	13-0	W
5/27	at Miss. State	7-5	L
5/28	at Miss. State	4-3	L
5/31	Miss. State	4-3	L



YEAR-BY-YEAR RESULTS & TEAM STATS

Table with columns: Date, Opponent, Score, W/L. Rows include games from 3/30 to 5/21 against various opponents like Mercer, Georgia Tech, and Alabama.

1949 • 9-10, 6-10 SEC Head Coach: Johnny Williamson (1949-50)

Player statistics table for 1949 season. Columns: Player, AVG, GP, AB, R, H, 2B, 3B, HR, RBI, BB, SAC, SB. Includes totals for the team.

Player statistics table for 1949 season. Columns: Player, ERA, W-L, APP, IP, H, R, BB, SO. Includes totals for the team.

Table with columns: Date, Opponent, Score, W/L. Rows include games from 3/20 to 5/20 against opponents like Tampa, Florida Southern, and Alabama.

1950 • 12-13, 8-11 SEC Head Coach: Johnny Williamson

Player statistics table for 1950 season. Columns: Player, AVG, GP, AB, R, H, 2B, 3B, HR, RBI, BB, SAC, SB. Includes totals for the team.

Player statistics table for 1950 season. Columns: Player, ERA, W-L, APP, IP, H, R, BB, SO. Includes totals for the team.

Table with columns: Date, Opponent, Score, W/L. Rows include games from 3/24 to 5/12 against opponents like B'ham-Southern, Mercer, and Florida.

1951 • 14-11, 8-8 SEC Head Coach: Dick McGowen (1951-57)

Player statistics table for 1951 season. Columns: Player, AVG, AB, R, H, 2B, 3B, HR, RBI. Includes totals for the team.

Player statistics table for 1951 season. Columns: Player, ERA, W-L, APP, IP, H, R, SO. Includes totals for the team.







# YEAR-BY-YEAR RESULTS & TEAM STATS

Date	Opponent	Score	W/L
3/22	Mercer	11-3	W
3/22	Mercer	2-1	W
3/26	Montgomery	7-10	L
3/28	* LSU	5-4	W
3/29	* LSU	7-6	W
3/31	* at Georgia Tech	4-4	T
4/1	* at Georgia Tech	11-4	W
4/3	Samford	8-3	W
4/5	* GEORGIA TECH	3-10	L
4/5	* GEORGIA TECH	2-3	L
4/7	Montgomery	4-17	L
4/9	Samford	7-8	L
4/11	* Tulane	7-10	L
4/12	* Tulane	7-7	T
4/16	* OLE MISS	6-5	W
4/17	* OLE MISS	10-6	W
4/21	* ALABAMA	1-5	L
4/22	* ALABAMA	8-4	W
4/25	* at Alabama	14-6	W
4/26	* at Alabama [10]	10-8	W
5/2	* FLORIDA	8-12	L
5/3	* FLORIDA	5-7	L
5/9	* at Florida	2-3	L
5/10	* at Florida	8-5	W
5/13	* Georgia	6-1	W
5/14	* Georgia	4-10	L

**1952 • 13-11-2, 10-8-2 SEC**  
**Head Coach: Dick McGowen (1951-57)**

Player	AVG	GP	AB	R	H	2B	3B	HR	RBI	BB	SO	SB
Hoehle	.345	20	58	15	20	5	0	1	13	12	5	0
Bair	.324	16	37	9	12	3	2	0	8	13	7	1
Veal	.314	26	102	18	32	9	2	1	16	17	4	7
Walley	.314	16	51	4	16	1	1	0	3	4	7	0
B. McMurry	.306	19	62	10	19	3	2	3	22	16	18	2
Jordan	.290	26	107	18	31	3	3	0	20	23	27	9
Reid	.286	22	70	20	20	3	2	1	16	8	10	1
Nagel	.283	21	67	13	19	3	0	1	8	7	16	0
Snow	.264	14	30	4	8	0	0	0	4	5	4	0
D. McMurry	.229	21	74	13	17	3	0	1	12	9	17	0
Rogers	.225	13	40	9	9	1	0	0	5	12	9	0
Davis	.190	22	79	14	15	0	0	0	7	11	12	3
Jones	.190	8	21	5	4	1	0	0	4	8	12	2
Brown	.190	8	21	5	4	1	0	0	1	5	3	0
Bradberry	.132	13	30	6	4	0	0	0	4	8	12	0
Lockard	.125	6	8	1	1	0	0	0	0	0	2	0
Baker	.125	5	8	0	1	0	0	0	0	0	1	0
Pearce	.000	3	4	0	0	0	0	0	0	0	3	0
Johnston	.000	3	1	0	0	0	0	0	0	0	0	0
<b>AUBURN</b>	<b>.256</b>	<b>26</b>	<b>927</b>	<b>187</b>	<b>237</b>	<b>36</b>	<b>12</b>	<b>8</b>	<b>149</b>	<b>167</b>	<b>171</b>	<b>27</b>
<b>OPPONENTS</b>	<b>.216</b>	<b>26</b>	<b>892</b>	<b>162</b>	<b>193</b>	<b>26</b>	<b>18</b>	<b>12</b>	<b>121</b>	<b>158</b>	<b>139</b>	<b>33</b>

Player	ERA	W-L	APP	IP	H	R	ER	BB	SO
Bradberry	2.71	5-5	13	83.0	43	45	25	69	85
Hoehle	4.10	1-0	6	26.1	26	22	12	27	16
Baker	4.26	0-0	5	19.0	16	16	9	19	0
Snow	4.30	4-5	14	73.1	73	50	35	28	22
Lockard	6.20	3-0	6	24.2	27	21	17	12	13
Ramsey	36.00	0-1	1	1.0	5	4	4	0	1
Johnston	9.00	0-0	3	2.0	0	2	2	8	1
Pearce	4.91	0-0	2	3.2	3	2	2	1	2
<b>TOTALS</b>	<b>4.14</b>	<b>13-11</b>	<b>26</b>	<b>235.0</b>	<b>193</b>	<b>162</b>	<b>108</b>	<b>158</b>	<b>139</b>

Date	Opponent	Score	W/L
3/21	* at Tulane	2-8	L
3/23	* at LSU	6-5	W
3/24	* at LSU	7-11	L
3/30	* at Georgia Tech	5-6	L
3/31	* at Georgia Tech	14-7	W
4/3	* ALABAMA	1-7	L
4/4	* ALABAMA	0-6	L
4/7	Mercer	6-0	W
4/9	Samford	4-3	W
4/10	* Georgia	2-3	L
4/11	* Georgia	3-8	L
4/13	* GEORGIA TECH	11-4	W
4/14	* GEORGIA TECH	5-8	L
4/17	* at Florida	5-6	L
4/18	* at Florida	9-8	W
4/29	Mercer	9-5	W
5/1	* FLORIDA	2-6	L
5/4	* Georgia	5-6	L
5/5	* Georgia	7-5	W
5/8	* at Alabama	9-4	W
5/9	* at Alabama	4-7	L

**1953 • 9-12, 6-12 SEC**  
**Head Coach: Dick McGowen (1951-57)**

Player	AVG	GP	AB	R	H	2B	3B	HR	RBI
Jimmy Powell	.322	21	59	9	19	1	0	1	14
Howell Tubbs	.272	12	33	8	9	1	0	2	6
Bill McMurry	.270	13	37	7	10	3	0	0	6
Bobby Jordan	.260	21	92	11	24	2	0	0	2
Joe Davis	.243	21	70	17	17	1	3	1	9
Doug Dickey	.240	8	25	7	6	4	0	0	4
Jim Walley	.229	11	35	5	8	3	0	0	2
Jim Pyburn	.221	17	68	12	15	1	2	1	10
Bob Nagel	.218	16	55	9	12	2	0	1	7
Joe Cobb	.218	16	55	7	12	1	1	0	5
Bill Parsons	.138	10	29	3	4	0	0	0	1
Paul Susce	.080	10	25	0	2	0	0	0	2
George Pyle	.500	2	2	0	1	0	1	0	0
Seth Box	.444	8	18	4	8	2	2	0	6
Ernie Snow	.352	7	17	3	6	0	0	1	6
Howard Heiden	.333	3	9	2	3	0	0	0	2
Billy Roy Roberson	.267	6	15	5	4	0	0	2	2
Reuben Finney	.166	3	6	1	1	0	0	0	0
Dave Brown	.100	4	10	3	1	0	0	0	2
Tom McClendon	.090	8	11	1	1	0	0	0	2
Buck Bradberry	.000	6	12	0	0	0	0	0	0
Ben Dolson	.000	2	6	0	0	0	0	0	0
Jack Ramsey	.000	3	6	0	0	0	0	0	0
Mack Lee	.000	2	2	0	0	0	0	0	0
<b>TOTALS</b>	<b>.234</b>	<b>21</b>	<b>697</b>	<b>114</b>	<b>163</b>	<b>21</b>	<b>9</b>	<b>10</b>	<b>88</b>

Player	ERA	W-L	APP	IP	H	R	ER	BB	SO
Tom McClendon	1.48	3-0	9	24.1	18	8	4	15	17
Ernie Snow	2.42	2-3	7	48.1	48	26	13	24	17
Paul Susce	3.83	4-3	10	54.0	43	43	23	45	53
Jack Ramsey	5.11	0-1	3	12.1	10	7	7	17	8
Buck Bradberry	6.68	0-5	6	33.2	39	34	25	29	37
Howell Tubbs	18.00	0-0	1	1.0	3	2	2	1	0
<b>TOTALS</b>	<b>3.84</b>	<b>9-12</b>	<b>21</b>	<b>173.1</b>	<b>161</b>	<b>120</b>	<b>74</b>	<b>131</b>	<b>132</b>

Date	Opponent	Score	W/L
3/8	CAMP RUCKER	9-6	W
3/16	TENNESSEE	12-1	W
3/20	at Florida State	7-2	W
3/22	SAMFORD	16-7	W
	at Camp Rucker	10-8	W
3/26	* GEORGIA	4-3	W
3/29	at Mercer	18-1	W
3/31	MERCER	13-5	W
4/2	* ALABAMA	4-1	W
4/3	* ALABAMA	2-1	W
4/9	* at Georgia Tech	5-2	W
4/10	* at Georgia Tech	4-6	L
4/16	at Georgia	4-3	W
4/17	at Georgia	7-5	W
4/24	* at Florida	8-4	W
4/24	* at Florida	2-1	W
4/30	* FLORIDA	1-2	L
5/1	* FLORIDA	5-2	W
5/4	* at Alabama	2-5	L
5/4	* at Alabama	1-4	L
5/7	* GEORGIA TECH	6-9	L
5/8	* GEORGIA TECH	21-9	W

**1954 • 17-5, 8-5 SEC**  
**Head Coach: Dick McGowen (1951-57)**

Player	AVG	GP	AB	R	H	2B	3B	HR	RBI
Jim Pyburn	.432	22	88	22	38	5	7	4	29
Byrd Whigham	.362	19	69	17	25	7	0	0	9
Howell Tubbs	.358	20	67	12	24	4	2	2	20
Doug Dickey	.345	22	87	19	30	5	2	3	20
Herbie Pearce	.321	9	28	3	9	0	0	0	5
Bob Nagel	.229	21	70	19	16	4	0	2	11
L.F. Lanier	.226	13	31	9	7	0	0	0	3
Jimmy Powell	.200	22	60	15	12	1	2	0	14
Guy Young	.173	22	81	19	14	2	1	0	18
Joe Davis	.162	21	68	7	11	2	0	0	14
Ben Dolson	1.000	1	2	1	2	0	0	0	0
Wynton Overstreet	.625	5	8	2	5	0	0	0	0
Reuben Finney	.364	6	11	3	4	0	0	0	4
Dan Branson	.273	6	11	3	3	0	0	0	3
Paul Susce	.209	8	24	0	5	1	0	0	1
Jack Ramsey	.143	5	7	2	1	0	0	0	0
Tom McClendon	.125	6	8	1	1	0	0	0	2
Lee Wingard	.091	7	11	1	1	0	0	0	2
Others	.333	6	0	2	1	0	0	0	1
<b>TOTALS</b>	<b>.282</b>	<b>22</b>	<b>740</b>	<b>154</b>	<b>208</b>	<b>32</b>	<b>14</b>	<b>11</b>	<b>150</b>

Player	ERA	W-L	APP	IP	H	R	BB	SO
Paul Susce	0.99	7-1	8	64.0	42	15	30	57
Herbie Pearce	1.49	5-1	9	54.2	36	18	18	38
Jack Ramsey	2.26	2-1	5	28.0	29	18	11	12
Wynton Overstreet	2.35	1-0	5	15.1	9	7	13	9
Tom McClendon	6.09	2-2	6	21.0	21	19	14	4
Others	-	0-0	-	6.0	11	10	7	2
<b>TOTALS</b>	<b>2.19</b>	<b>17-5</b>	<b>22</b>	<b>189.0</b>	<b>148</b>	<b>86</b>	<b>94</b>	<b>122</b>



YEAR-BY-YEAR RESULTS & TEAM STATS

Table with columns: Date, Opponent, Score, W/L. Rows include games from 3/25 to 5/7 against opponents like FORT BENNING, SAMFORD, Mercer, Georgia Tech, MERCER, VANDERBILT, GEORGIA, FLORIDA, ALABAMA.

1955 • 9-16, 5-11 SEC Head Coach: Dick McGowen (1951-57)

Player statistics table for 1955. Columns: Player, AVG, GP, AB, R, H, 2B, 3B, HR, RBI. Includes totals for AVG (.288), GP (25), AB (890), R (172), H (256), 2B (42), 3B (7), HR (9), RBI (153). Also includes ERA, W-L, APP, IP, H, R, BB, SO for pitchers.

Table with columns: Date, Opponent, Score, W/L. Rows include games from 3/17 to 5/8 against opponents like Florida Southern, Georgia, MERCER, TENNESSEE, FLORIDA, ALABAMA, Kentucky, GEORGIA TECH.

1956 • 12-11, 9-7 SEC Head Coach: Dick McGowen (1951-57)

Player statistics table for 1956. Columns: Player, AVG, GP, AB, R, H, 2B, 3B, HR, RBI, SB. Includes totals for AVG (.269), GP (23), AB (756), R (165), H (204), 2B (25), 3B (12), HR (12), RBI (141), SB (54). Also includes ERA, W-L, APP, IP, H, R, ER, BB, SO for pitchers.

Table with columns: Date, Opponent, Score, W/L. Rows include games from 3/19 to 5/7 against opponents like Florida State, GEORGIA, KENTUCKY, FLORIDA STATE, Georgia Tech, ALABAMA.

1957 • 16-10, 11-4 SEC Head Coach: Dick McGowen (1951-57)

Player statistics table for 1957. Columns: Player, AVG, GP, AB, R, H, 2B, 3B, HR, RBI, SB. Includes totals for AVG (.292), GP (26), AB (889), R (176), H (261), 2B (29), 3B (13), HR (10), RBI (154), SB (24). Also includes ERA, W-L, APP, IP, H, R, ER, BB, SO for pitchers.







# YEAR-BY-YEAR RESULTS & TEAM STATS

•SEC CHAMPIONS• •SEC EAST CHAMPIONS•			
Date	Opponent	Score	W/L
3/20	at Florida State	4-3	W
3/20	at Florida State	10-7	W
3/21	* at Florida	6-9	L
3/22	* at Florida	2-8	L
3/28	* at Georgia	5-1	W
3/29	* at Georgia	5-3	W
4/2	at Mercer	11-4	W
4/4	* VANDERBILT	25-4	W
4/5	* VANDERBILT	1-0	W
4/5	* VANDERBILT	8-0	W
4/11	MERCER	5-17	L
4/12	* GEORGIA TECH	14-11	W
4/14	* GEORGIA TECH	11-3	W
4/18	at Alabama	5-7	L
4/19	* at Georgia Tech	3-2	W
4/21	* at Georgia Tech	15-0	W
4/22	ALABAMA	5-7	L
4/25	ALABAMA	9-3	W
4/26	FLORIDA STATE	1-5	L
4/28	FLORIDA STATE	2-4	L
4/30	SAMFORD	4-6	L
5/2	* GEORGIA	7-14	L
5/3	* GEORGIA	4-1	W
5/9	* FLORIDA	12-4	W
5/10	* FLORIDA	5-1	W
5/14	# at Alabama (14)	3-2	W
5/15	# at Alabama	5-4	W

# SEC Playoff (1st)

**1958 • 17-8, 12-3 SEC**  
**Head Coach: Joe Connally (1958)**

Player	AVG	GP	AB	R	H	2B	3B	HR	RBI	SB
Pete Duke	.347	25	95	22	33	3	2	3	17	7
L.F. Lanier	.331	27	118	27	39	8	4	2	24	4
Jack Crouch	.296	27	108	17	32	5	2	2	30	6
Jimmy Laster	.285	24	84	13	24	5	0	1	16	5
Tommy Lorino	.280	22	50	17	14	3	0	0	5	0
Shot Johnston	.260	16	50	11	13	2	1	3	15	0
Gerald George	.254	15	59	11	15	0	1	0	16	1
Rex Frederick	.238	24	84	22	20	6	2	3	10	6
Lloyd Nix	.195	25	77	14	15	3	1	0	10	2
Bob James	.180	15	50	9	9	0	0	0	4	3
Jimmy Lee	.500	1	2	0	1	0	0	0	0	0
Alan Koch	.457	11	35	6	16	1	0	1	11	0
Jackie Burkett	.375	12	32	10	11	3	0	0	10	2
Tommy Watts	.333	2	3	1	1	0	0	0	0	0
Morris Savage	.286	4	7	1	2	0	0	0	2	0
Charlie Carlan	.206	16	34	4	7	0	0	0	5	1
Fred McDuffie	.200	15	5	0	1	0	0	0	0	0
Quineth Roberts	.185	10	27	8	5	0	0	0	2	0
Henry Dumas	.167	5	12	1	2	1	0	0	2	0
Jim Shirley	.125	4	8	3	1	0	0	0	0	0
Bill Cowthorne	.000	4	1	0	0	0	0	0	0	0
John Martin	.000	1	0	0	0	0	0	0	0	0
<b>TOTALS</b>	<b>.278</b>	<b>27</b>	<b>951</b>	<b>198</b>	<b>261</b>	<b>42</b>	<b>13</b>	<b>15</b>	<b>174</b>	<b>40</b>

Player	ERA	W-L	APP	IP	H	R	ER	BB	SO
Red Roberts	1.58	7-1	10	81.0	55	20	14	77	32
Alan Koch	2.44	7-2	11	81.0	75	36	22	76	35
Jim Shirley	2.70	1-1	4	23.0	18	7	7	15	7
Fred McDuffie	4.63	2-1	5	11.0	17	11	6	7	7
Henry Dumas	5.79	1-2	4	23.0	29	32	15	25	22
Lloyd Nix	1.93	0-0	2	5.0	6	5	1	1	3
Tommy Watts	2.08	1-0	2	5.0	4	1	1	3	5
Bill Cowthorne	10.56	0-1	4	8.0	18	9	9	7	4
Shot Johnson	22.50	0-0	1	2.0	3	5	5	1	2
John Martin	27.00	0-0	1	0.1	1	1	1	1	1
<b>TOTALS</b>	<b>2.48</b>	<b>19-8</b>	<b>27</b>	<b>290</b>	<b>219</b>	<b>118</b>	<b>80</b>	<b>214</b>	<b>115</b>

Date	Opponent	Score	W/L
3/15	Spring Hill	0-2	L
3/15	Spring Hill	1-1	T
3/17	Florida State	4-8	L
3/17	Florida State	3-11	L
3/25	Samford	1-2	L
3/27	* Georgia	3-9	L
3/28	* Georgia	8-5	W
3/31	Troy State	4-3	W
4/3	* Vanderbilt	15-4	W
4/4	* Vanderbilt	8-3	W
4/4	* Vanderbilt	10-4	W
4/6	ALABAMA	8-6	W
4/10	* GEORGIA TECH	2-7	L
4/11	* GEORGIA TECH	9-4	W
4/17	* at Georgia Tech	1-5	L
4/21	Mercer	5-6	L
4/24	Troy State	13-4	W
4/24	Troy State	6-5	W
4/25	Mercer	4-3	W
4/29	Samford	8-3	W
5/1	* Georgia	13-3	W
5/2	* Georgia	7-1	W
5/4	at Alabama	8-6	W
5/8	* at Florida	3-2	W
5/9	* at Florida	2-4	L
5/13	Florida State	4-3	W
5/14	Florida State	8-6	W

**1959 • 15-11-1, 8-4 SEC**  
**Head Coach: Erk Russell (1959-62)**

Player	AVG	GP	AB	R	H	2B	3B	HR	RBI	SB
Alan Koch	.419	25	86	14	36	6	2	0	14	4
Porter Gilbert	.340	19	47	13	16	2	1	0	8	1
Horace Williams	.316	13	38	5	12	4	0	0	6	0
Jim Douglas	.295	26	95	23	28	6	0	1	11	8
Gerald George	.295	24	95	16	28	2	2	0	21	4
Ben Catchings	.252	27	107	18	27	3	1	0	12	7
Jim Hudson	.244	15	45	5	11	3	0	0	6	2
Lloyd Nix	.244	24	90	11	22	2	1	0	12	2
Charlie Carlan	.224	19	67	12	15	3	0	1	11	5
Bo Davis	.214	11	28	3	6	3	0	0	2	1
Rex Frederick	.210	19	62	10	13	0	1	0	11	5
Morris Savage	.196	17	51	7	10	1	0	2	6	0
Jackie Burkett	.171	13	41	6	7	0	0	0	3	2
Joe Woods	.429	2	7	1	3	1	0	0	0	1
Jim Shirley	.417	8	12	3	5	1	0	0	1	0
Harry Daniel	.313	6	16	3	5	1	0	0	3	0
John McCree	.267	10	15	1	4	0	0	0	1	0
Jack Anderson	.200	4	10	1	2	0	0	0	1	1
Robby Robinson	.200	5	5	0	1	0	0	0	0	1
Bob Baker	.100	8	10	3	1	0	0	0	1	0
Bruce White	.000	2	2	0	0	0	0	0	0	0
Mac Whittaker	.000	2	0	0	0	0	0	0	0	0
<b>TOTALS</b>	<b>.271</b>	<b>27</b>	<b>929</b>	<b>155</b>	<b>252</b>	<b>38</b>	<b>8</b>	<b>4</b>	<b>130</b>	<b>44</b>

Player	ERA	W-L	APP	IP	H	R	ER	BB	SO
Bob Baker	2.70	2-1	7	30.0	29	13	9	11	17
Lloyd Nix	2.80	6-0	7	58.0	60	25	18	19	30
Porter Gilbert	2.95	3-4	11	58.0	52	31	19	26	54
Jim Shirley	4.18	2-2	8	32.0	37	21	15	18	22
Alan Koch	4.50	1-3	5	30.0	33	24	15	24	28
Gerald George	2.25	1-1	3	16.0	17	6	4	7	20
Bruce White	2.25	0-0	2	4.0	2	1	1	2	2
Mac Whittaker	9.00	0-0	2	1.0	2	2	1	1	0
<b>TOTALS</b>	<b>3.21</b>	<b>15-11</b>	<b>27</b>	<b>230.0</b>	<b>232</b>	<b>123</b>	<b>82</b>	<b>108</b>	<b>173</b>

Date	Opponent	Score	W/L
3/21	at Florida State	10-4	W
3/22	at Florida State	8-22	L
3/23	at Florida State	4-11	L
4/1	* at Georgia Tech	2-3	L
4/2	* at Georgia Tech	5-4	W
4/5	ALABAMA	11-10	W
4/8	* at Florida	7-3	W
4/9	* at Florida	6-8	L
4/15	* at Georgia	8-5	W
4/16	* at Georgia	15-4	W
4/19	OGLETHORPE	6-2	W
4/22	* GEORGIA TECH (12)	6-7	L
4/23	* GEORGIA TECH	0-12	L
4/29	* at Kentucky	7-2	W
4/30	* at Kentucky	7-5	W
5/2	* at Tennessee	2-6	L
5/3	* at Tennessee	13-11	W
5/6	FLORIDA STATE	8-3	W
5/7	FLORIDA STATE	6-5	W
5/9	* GEORGIA	7-3	W
5/10	* GEORGIA (11)	7-6	W
5/13	* FLORIDA	8-1	W
5/14	* FLORIDA	7-11	L

**1960 • 15-8, 10-6 SEC**  
**Head Coach: Erk Russell (1959-62)**

Player	AVG	GP	AB	R	H	2B	3B	HR	RBI	SB
Benny Catchings	.356	23	104	21	37	5	3	0	21	9
Jim Douglas	.347	23	98	29	34	5	1	1	18	2
Jack Bludworth	.289	13	38	7	11	2	0	1	5	0
Larry Nichols	.285	23	98	15	28	7	0	2	19	10
Bill Breakfield	.280	22	75	16	21	5	0	4	21	2
Jack Anderson	.254	23	83	18	21	1	2	0	7	2
Jim Hudson	.236	22	72	8	17	0	1	1	10	0
Alan Koch	.234	18	47	15	11	1	0	2	9	2
Harry Daniel	.234	18	64	8	15	4	1	0	3	0
Jim Boyd	.192	9	26	5	5	0	0	1	4	0
Joe Woods	.173	22	75	10	13	2	1	0	7	1
Mac Whittaker	.250	7	12	2	3	0	0	0	1	0
Jay Lundstrom	.143	5	7	2	1	0	0	0	0	0
John McCree	.143	4	7	0	1	0	0	0	0	0
Bob Baker	.091	8	11	3	1	0	0	0	1	0
Bert Webb	.000	1	0	0	0	0	0	0	0	0
<b>TOTALS</b>	<b>.268</b>	<b>23</b>	<b>817</b>	<b>159</b>	<b>219</b>	<b>32</b>	<b>9</b>	<b>12</b>	<b>126</b>	<b>28</b>

Player	ERA	W-L	APP	IP	H	R	ER	BB	SO
Alan Koch	3.00	7-2	10	81.0	79	34	27	31	88
Jim Boyd	5.43	3-3	9	63.0	65	51	38	49	45
Mac Whittaker	6.45	2-0	8	34.0	30	26	22	24	11
Bob Baker	10.00	3-3	9	27.0	32	32	30	21	11
John McCree	22.50	0-0	1	2.0	3	5	5	2	2
<b>TOTALS</b>	<b>5.31</b>	<b>15-8</b>	<b>23</b>	<b>207.0</b>	<b>209</b>	<b>148</b>	<b>122</b>	<b>128</b>	<b>158</b>



YEAR-BY-YEAR RESULTS & TEAM STATS

SEC EAST CHAMPIONS

Table with columns: Date, Opponent, Score, W/L. Rows include games against Howard, Florida State, Tennessee, Kentucky, Georgia Tech, and LSU.

1961 • 14-11, 12-6 SEC Head Coach: Erk Russell (1959-62)

Player statistics table for 1961. Columns include AVG, AB, R, H, 2B, 3B, HR, RBI, BB, SB. Lists players like Jim Douglas, Wayne Fowler, Larry Nichols, etc.

Table with columns: Date, Opponent, Score, W/L. Rows include games against Florida State, Vanderbilt, Georgia Tech, Florida, and Alabama.

1962 • 15-7, 11-5 SEC Head Coach: Erk Russell (1959-62)

Player statistics table for 1962. Columns include AVG, AB, R, H, 2B, 3B, HR, RBI, BB, SB. Lists players like Larry Nichols, Otis Bibb, Wayne Fowler, etc.

SEC CHAMPIONS SEC EAST CHAMPIONS DISTRICT 3 REGIONAL

Table with columns: Date, Opponent, Score, W/L. Rows include games against Florida State, Georgia, Florida, Georgia Tech, Kentucky, Vanderbilt, Florida, Ole Miss, and West Virginia.

1963 • 17-8, 15-3 SEC Head Coach: Paul Nix (1963-84)

Player statistics table for 1963. Columns include AVG, AB, R, H, 2B, 3B, HR, RBI, BB, SB. Lists players like Jimmy Barfield, Maillon Kent, Jim Bachus, etc.







# YEAR-BY-YEAR RESULTS & TEAM STATS

**•SEC EAST CHAMPIONS•**

Date	Opponent	Score	W/L
3/17	Huntingdon	10-0	W
3/18	Huntingdon	10-5	W
3/20	* Vanderbilt	6-2	W
3/21	* Vanderbilt	5-0	W
3/23	Northeast Louisiana	11-3	W
3/24	Northeast Louisiana	8-2	W
3/27	* Georgia	5-6	L
3/28	* Georgia	3-2	W
4/3	* FLORIDA	2-4	L
4/4	* FLORIDA	8-2	W
4/10	* at Georgia Tech	10-6	W
4/11	* at Georgia Tech	8-6	W
4/17	* Georgia	6-1	W
4/18	* Georgia	5-4	W
4/20	Florida State	5-3	W
4/22	* Tennessee	6-0	W
4/23	* Tennessee	7-5	W
4/24	* Kentucky	1-2	L
4/25	* Kentucky	4-5	L
5/1	* at Florida	10-4	W
5/2	* at Florida	0-4	L
5/4	Florida State	4-2	W
5/5	Florida State	19-5	W
5/8	* GEORGIA TECH	5-1	W
5/9	* GEORGIA TECH	10-2	W
5/13	# OLE MISS	10-9	W
5/15	# at Ole Miss	0-7	L
5/16	# at Ole Miss	0-5	L

# SEC Playoff (2nd)

**1964 • 21-7, 13-5 SEC  
Head Coach: Paul Nix (1963-84)**

Player	AVG	AB	R	H	2B	3B	HR	RBI	SB
Jimmy Barfield	.374	115	24	43	13	6	2	24	4
Otis Bibb	.360	114	32	41	7	4	1	9	10
Ronnie Baynes	.326	98	25	32	1	1	1	20	5
Dink Haire	.317	104	14	33	3	1	0	11	17
Jimmy Martin	.308	120	25	37	4	3	0	11	6
Tandy Gerards	.303	119	15	36	4	1	1	23	5
Jim Bachus	.281	96	21	27	6	3	2	23	7
Harry Doles	.240	96	10	23	2	0	1	9	1
Jimmy Crysel	.207	29	3	6	1	0	0	1	1
George Nichols	.600	5	1	3	0	0	0	1	0
Monty Sharpe	.250	4	0	1	0	0	0	0	0
Frank Fryer	.200	15	3	3	1	0	0	2	0
Jerry Lewter	.200	5	1	1	0	0	0	0	0
Duke Shackelford	.000	11	0	0	0	0	0	0	0
Larry Wilson	.000	1	0	0	0	0	0	0	0
Larry Hartley	.000	1	0	0	0	0	0	0	0
<b>TOTALS</b>	<b>.307</b>	<b>933</b>	<b>174</b>	<b>286</b>	<b>42</b>	<b>19</b>	<b>8</b>	<b>134</b>	<b>56</b>

Player	ERA	W-L	IP	H	R	ER	BB	SO
Monty Sharpe	2.16	3-2	33.1	29	13	8	14	23
Jimmy Crysel	2.17	9-1	74.2	50	21	18	28	51
George Nichols	2.49	3-0	43.1	26	16	12	27	24
Jerry Lewter	2.65	3-1	34.0	32	12	10	21	23
Duke Shackelford	2.88	1-3	53.0	31	25	17	39	54
Larry Wilson	1.50	1-0	6.0	6	1	1	3	3
Larry Hartley	4.50	1-0	2.0	3	3	1	4	1
<b>TOTALS</b>	<b>2.45</b>	<b>21-7</b>	<b>246.1</b>	<b>177</b>	<b>91</b>	<b>67</b>	<b>136</b>	<b>179</b>

**•SEC EAST CHAMPIONS•**

Date	Opponent	Score	W/L
3/19	* KENTUCKY	5-4	W
3/20	* KENTUCKY	11-6	W
3/22	* TENNESSEE	7-3	W
3/27	* Georgia	4-3	W
3/27	* Georgia	6-1	W
4/2	* at Florida	3-4	L
4/3	* at Florida	0-5	L
4/5	Florida State	1-6	L
4/6	Florida State	0-12	L
4/9	GEORGIA TECH	13-3	W
4/10	GEORGIA TECH	4-0	W
4/14	Oglethorpe	11-2	W
4/16	* Vanderbilt	13-4	W
4/17	* Vanderbilt	24-9	W
4/23	* Georgia	3-5	L
4/24	* Georgia	3-1	W
4/30	* FLORIDA	6-1	W
5/1	* FLORIDA	5-4	W
5/7	at Georgia Tech	4-5	L
5/8	at Georgia Tech	5-13	L

**1965 • 13-7, 10-3 SEC  
Head Coach: Paul Nix (1963-84)**

Player	AVG	AB	R	H	2B	3B	HR	RBI	SB
Frank Fryer	.373	75	15	28	5	6	3	22	3
Dink Haire	.333	81	19	27	6	2	0	15	11
Pete McKenzie	.333	81	16	27	6	3	1	18	2
Scotly Long	.257	74	11	19	2	1	1	8	2
Ralph Wells	.256	78	15	20	1	0	2	12	1
Reggie Gilbert	.250	72	21	18	6	2	0	5	7
Ronnie Sharpe	.250	28	5	7	1	1	0	1	0
Ronnie Baynes	.227	66	6	15	1	1	1	9	5
Harry Doles	.185	65	13	12	3	0	1	5	3
Don Hand	.400	10	2	4	0	1	0	2	0
Sam Monte	.333	6	1	2	1	0	0	2	0
Jimmy Crysel	.300	10	3	3	1	0	1	5	1
Bill Turberville	.200	5	1	1	0	0	0	0	0
Larry Hartley	.200	5	1	1	0	0	0	0	0
<b>TOTALS</b>	<b>.280</b>	<b>656</b>	<b>129</b>	<b>184</b>	<b>33</b>	<b>17</b>	<b>10</b>	<b>104</b>	<b>35</b>

Player	ERA	W-L	IP	H	R	ER	BB	SO
Montie Sharpe	2.48	7-2	72.1	54	28	20	28	67
Jerry Lewter	3.47	3-0	23.1	25	9	9	16	24
Jimmy Crysel	3.60	2-2	30.0	31	21	21	19	17
Larry Hartley	9.00	1-0	6.0	7	6	6	6	4
Don Hand	9.85	0-3	21.0	23	25	23	22	9
<b>TOTALS</b>	<b>4.66</b>	<b>13-7</b>	<b>152.2</b>	<b>140</b>	<b>89</b>	<b>79</b>	<b>91</b>	<b>121</b>

Date	Opponent	Score	W/L
3/18	* VANDERBILT	11-0	W
3/19	* VANDERBILT	8-5	W
3/21	@ Mississippi State	4-2	W
3/22	@ at Florida State	3-6	L
3/22	@ Mississippi State	5-6	L
3/23	@ Ole Miss	3-5	L
3/25	* FLORIDA	4-1	W
3/26	* FLORIDA	10-5	W
4/1	FLORIDA STATE	7-2	W
4/2	FLORIDA STATE	6-2	W
4/2	WAKE FOREST	12-5	W
4/9	* at Florida	4-12	L
4/10	* at Florida	2-8	L
4/11	MIAMI, FLA.	7-1	W
4/12	MIAMI, FLA.	8-3	W
4/15	* at Georgia	3-4	L
4/16	* at Georgia	5-2	W
4/22	GEORGIA TECH	2-1	W
4/23	GEORGIA TECH	2-8	L
4/27	* Tennessee	6-1	W
4/28	* Tennessee	3-7	L
4/29	* at Kentucky	1-2	L
5/6	* GEORGIA	2-3	L
5/7	* GEORGIA	2-9	L
5/17	at Georgia Tech	1-0	W
5/18	at Georgia Tech	3-13	L

@ FSU Tournament (Tallahassee, FL)

**1966 • 14-12, 6-7 SEC  
Head Coach: Paul Nix (1963-84)**

Player	AVG	AB	R	H	2B	3B	HR	RBI	SB
Frank Fryer	.361	97	12	35	5	2	1	18	5
Scotly Long	.356	87	15	31	5	0	5	16	3
Pete McKenzie	.313	99	22	31	4	0	0	6	4
Ralph Wells	.280	100	15	28	3	3	4	18	5
Roger Boozer	.256	78	10	20	1	0	2	10	1
Q.V. Lowe	.265	34	4	9	0	0	1	2	1
Harry Doles	.250	80	5	20	4	0	1	12	0
Reggie Gilbert	.203	79	12	16	1	2	0	5	3
Roy Cox	.182	77	11	14	2	1	5	15	2
Johnny Straiton	.208	24	2	5	1	0	2	3	0
Paul Bover	.176	17	2	3	1	0	0	2	0
Jim Blausler	.111	18	7	2	0	1	0	0	0
<b>TOTALS</b>	<b>.271</b>	<b>190</b>	<b>117</b>	<b>214</b>	<b>27</b>	<b>9</b>	<b>21</b>	<b>107</b>	<b>24</b>

Player	ERA	W-L	IP	H	R	ER	BB	SO
Q.V. Lowe	1.69	8-2	85.0	51	20	16	20	65
Paul Bover	2.47	2-4	38.0	30	21	10	26	26
Jim Blausler	4.26	4-3	57.0	52	36	27	33	41
<b>TOTALS</b>	<b>2.65</b>	<b>14-9</b>	<b>180.0</b>	<b>133</b>	<b>77</b>	<b>53</b>	<b>79</b>	<b>132</b>



YEAR-BY-YEAR RESULTS & TEAM STATS

•COLLEGE WORLD SERIES•
•SEC CHAMPIONS•
•SEC EAST CHAMPIONS•

•DISTRICT 3 REGIONAL CHAMPIONS•

Table with columns: Date, Opponent, Score, W/L. Lists game results from 3/17 to 4/16.

1967 • 32-10, 15-2 SEC
Head Coach: Paul Nix (1963-84)

Player statistics table for 1967. Columns: Player, AVG, AB, R, H, 2B, 3B, HR, RBI, BB, SB.

Player statistics table for 1967. Columns: Player, ERA, W-L, APP, CG, IP, H, R, ER, BB, SO.

Table with columns: Date, Opponent, Score, W/L. Lists game results from 4/17 to 5/16.

Table with columns: Date, Opponent, Score, W/L. Lists game results from 3/14 to 5/3.

1968 • 22-12, 9-6 SEC
Head Coach: Paul Nix (1963-84)

Player statistics table for 1968. Columns: Player, AVG, AB, R, H, 2B, 3B, HR, RBI, BB, SB.

Player statistics table for 1968. Columns: Player, ERA, W-L, IP, H, R, ER, BB, SO.

Table with columns: Date, Opponent, Score, W/L. Lists game results from 5/4 to 5/14.

Table with columns: Date, Opponent, Score, W/L. Lists game results from 3/14 to 5/10.

1969 • 20-17, 7-10 SEC
Head Coach: Paul Nix (1963-84)

Player statistics table for 1969. Columns: Player, AVG, AB, R, H, 2B, 3B, HR, RBI, BB, SB.

Player statistics table for 1969. Columns: Player, ERA, W-L, IP, H, R, ER, BB, SO.

Table with columns: Date, Opponent, Score, W/L. Lists game results from 5/12 to 5/24.







# YEAR-BY-YEAR RESULTS & TEAM STATS

Date	Opponent	Score	W/L
3/9	WEST VIRGINIA	2-1	W
3/10	WEST VIRGINIA	0-3	L
3/21	Southern Illinois (NO)	2-8	L
3/22	at Tulane	1-3	L
3/23	at Loyola (N.O.)	9-7	W
3/24	at Loyola (N.O.)	3-0	W
3/27	* at Tennessee	1-2	L
3/27	* at Tennessee	1-0	W
3/28	* at Tennessee	0-1	L
4/3	* at Florida	4-17	L
4/6	at Florida State	4-10	L
4/7	at Florida State	5-3	W
4/10	* VANDERBILT	6-1	W
4/10	* VANDERBILT	2-1	W
4/11	* VANDERBILT	7-0	W
4/14	LOYOLA (N.O.)	8-6	W

**1970 • 17-16 9-6 SEC**  
**Head Coach: Paul Nix (1963-84)**

Player	AVG	AB	R	H	2B	3B	HR	RBI	BB
NO STATS AVAILABLE									

Player	ERA	W-L	IP	H	R	ER	BB	SO
NO STATS AVAILABLE								

4/15	LOYOLA (N.O.)	9-10	L
4/18	* at Georgia	0-1	L
4/18	* at Georgia [10]	4-5	L
4/21	at Alabama	1-8	L
4/25	* at Kentucky	1-0	W
4/25	* at Kentucky	4-2	W
4/28	MERCER	9-1	W
5/1	* FLORIDA	0-2	L
5/2	* FLORIDA	3-2	W
5/5	ALABAMA [11]	3-2	W
5/8	* GEORGIA [13]	4-3	W
5/9	* GEORGIA [11]	4-3	W
5/11	at Mercer [11]	5-6	L
5/18	FLORIDA STATE	0-5	L
5/19	FLORIDA STATE	6-7	L
5/22	SOUTH ALABAMA	9-7	W
5/23	SOUTH ALABAMA	2-4	L

Date	Opponent	Score	W/L
3/19	Miami, Ohio (I)	7-1	W
3/20	Navy (I)	6-1	W
3/20	Miami, Ohio (I)	6-4	W
3/21	Miami, Ohio (I)	1-5	L
3/21	Cincinnati (I)	17-4	W
3/22	Western Michigan (I)	6-7	L
3/22	Jacksonville (I)	11-4	W
3/23	Western Michigan (I)	9-11	L
3/23	Miami, Ohio (I)	4-13	L
3/26	* TENNESSEE	4-3	W
3/26	* TENNESSEE	5-6	L
3/27	West Georgia	6-4	W
3/27	West Georgia	10-0	W
3/30	South Alabama	3-2	W
3/30	South Alabama	2-9	L
4/2	* at Florida	5-10	L
4/3	* at Florida	6-5	W
4/9	* KENTUCKY	5-6	L
4/10	* KENTUCKY	2-0	W
4/12	* KENTUCKY	13-14	L
4/13	Florida State	8-13	L
4/16	Florida State	11-8	W
4/17	* Georgia	13-7	W
4/19	* Georgia	8-7	W
4/20	Mercer	6-4	W
4/23	ALABAMA	12-8	W
4/24	* FLORIDA	5-2	W
4/30	* FLORIDA	5-2	W
4/30	* at Vanderbilt	1-5	L
4/30	* at Vanderbilt	6-1	W
5/1	* at Vanderbilt	9-0	W

**1971 • 23-16 9-7 SEC**  
**Head Coach: Paul Nix (1963-84)**

Player	AVG	AB	R	H	2B	3B	HR	RBI	SB
Joey Martin	.417	132	27	55	8	1	0	24	12
Andy Merchant	.325	114	24	37	4	1	4	23	11
Joe Haefer	.322	115	22	37	9	0	7	28	7
Jack Baker	.310	126	26	39	6	1	8	35	4
Ken Dempsey	.307	140	37	43	12	0	8	27	14
Pete Rancourt	.292	96	14	28	4	1	3	20	8
Bill Cameron	.286	105	17	30	4	0	1	14	15
Wayne Hall	.248	109	21	27	6	2	1	10	6
Don Donaldson	.214	84	20	18	6	1	0	13	12
Bill Lawrence	.500	8	4	4	1	0	0	0	0
Hamp Russell	.500	2	1	1	1	0	0	1	0
Earl Nance	.462	26	8	12	3	0	0	4	2
Rick Eisenacher	.357	28	6	10	0	0	0	9	0
Greg Butler	.289	38	2	11	1	0	0	5	1
Bennett Shuman	.286	14	2	4	0	0	0	2	5
Ken Bishop	.235	17	5	4	0	1	0	3	1
Terry Curtis	.200	5	0	1	0	0	0	0	0
Chuck Rush	.200	5	1	1	0	0	0	0	1
Jack Van Yperen	.190	21	2	4	2	0	0	2	0
Tim Hulsey	.167	6	0	1	0	0	0	2	0
Tony Kraft	.167	6	0	1	0	0	0	0	0
David Blodgett	.125	8	1	1	0	0	0	0	0
Larry Kain	.125	8	0	1	0	0	0	1	2
Lynn Jones	.125	8	1	1	0	0	0	0	0
Sonny Murphy	.000	4	1	0	0	0	0	0	0
<b>TOTALS</b>	<b>.303</b>	<b>1225</b>	<b>242</b>	<b>371</b>	<b>67</b>	<b>8</b>	<b>32</b>	<b>223</b>	<b>101</b>

Player	ERA	W-L	IP	H	R	ER	BB	SO
Earl Nance	4.08	6-2	75.0	63	41	34	43	65
Jack Van Yperen	3.85	6-4	74.2	78	49	33	30	51
Rick Eisenacher	3.47	5-3	57.0	53	28	22	25	62
Larry Kain	8.22	3-2	35.0	43	39	32	30	29
Lynn Jones	4.10	1-3	28.0	27	15	13	10	18
Hamp Russell	3.00	1-0	9.1	8	3	3	5	4
Terry Curtis	4.22	0-0	21.1	21	12	10	7	16
Bill Lawrence	6.66	1-2	24.1	28	22	18	7	12
Jack Baker	27.00	0-0	0.2	2	3	3	4	0
<b>TOTALS</b>	<b>4.65</b>	<b>23-16</b>	<b>325.1</b>	<b>323</b>	<b>212</b>	<b>168</b>	<b>161</b>	<b>257</b>

5/3	Atlanta Baptist	8-6	W
5/4	at Alabama	-5	L
5/7	* Georgia	6-8	L
5/8	* Georgia	2-4	L
5/17	Florida State	4-9	L
5/18	Florida State	5-6	L
5/21	South Alabama	6-5	W
5/22	South Alabama	4-10	L

Date	Opponent	Score	W/L
3/16	AUSTIN-PEAY	16-5	W
3/16	AUSTIN-PEAY	4-13	L
3/17	at South Alabama	0-1	L
3/20	WEST GEORGIA	10-2	W
3/20	JAXVILLE STATE	0-4	L
3/21	WEST GEORGIA	9-0	W
3/24	at Florida State	9-3	W
3/25	at Florida State	13-16	L
3/31	* FLORIDA	3-11	L
4/1	* FLORIDA	13-6	W
4/4	ALABAMA	3-0	W
4/4	ALABAMA	6-8	L
4/8	* at Kentucky	5-2	W
4/8	* at Kentucky	4-5	L
4/11	MERCER	5-2	W
4/12	ATLANTA BAPTIST	8-4	W
4/14	* at Georgia	6-7	L
4/15	* at Georgia	10-6	W
4/17	JACKSONVILLE	2-6	L
4/18	JACKSONVILLE	2-5	L
4/21	* at Florida	6-5	W
4/22	* at Florida [20]	7-6	W
4/25	at Alabama	8-4	W
4/25	at Alabama	1-9	L
4/26	ATLANTA BAPTIST	11-2	W
4/28	* VANDERBILT	1-5	L
4/28	* VANDERBILT	7-3	W
4/29	* VANDERBILT	2-6	L
5/5	* GEORGIA	0-2	L
5/6	* GEORGIA	2-1	W

**1972 • 18-17 7-6 SEC**  
**Head Coach: Paul Nix (1963-84)**

Player	AVG	AB	R	H	2B	3B	HR	RBI	SB
Andy Merchant	.378	125	26	47	4	5	4	16	6
Joe Haefer	.338	130	27	44	5	2	8	35	12
David Blodgett	.291	48	10	14	3	0	1	8	2
Gary Daley	.280	50	13	14	4	1	0	4	1
Bill Cameron	.274	124	16	34	8	0	2	22	17
Johnny Simmons	.265	128	19	34	6	1	0	11	8
Tim Hulsey	.254	55	5	14	1	0	0	1	0
Greg Butler	.217	115	19	25	3	0	1	19	5
Ken Bishop	.210	57	9	12	1	0	1	9	0
Wayne Hall	.175	114	6	20	0	2	0	16	2
Bennett Shuman	.078	38	5	3	1	1	0	3	3
Mark Hatchett	1.000	3	4	3	3	0	0	2	0
Tony Craft	.667	6	1	4	0	0	0	2	0
Matt Waller	.667	3	1	2	0	1	0	2	0
Bill Lawrence	.428	28	10	12	1	1	0	3	0
Lynn Jones	.333	9	5	3	0	0	0	2	2
George Wheeler	.272	22	2	6	3	0	1	4	0
Sam Rodenhizer	.250	4	1	1	0	0	0	0	0
Terry Curtis	.250	4	0	1	0	0	0	0	0
Chuck Rush	.200	20	1	4	0	0	0	0	0
Jim Handley	.125	8	0	1	0	0	0	0	0
Jack Van Yperen	.121	33	3	4	1	0	0	0	0
Steve Foxwell	.000	1	1	0	0	0	0	0	0
Kim Shugart	.000	1	1	0	0	0	0	0	0
Sonny Murphy	.000	2	0	0	0	0	0	0	0
<b>TOTALS</b>	<b>.268</b>	<b>1128</b>	<b>185</b>	<b>302</b>	<b>44</b>	<b>14</b>	<b>18</b>	<b>159</b>	<b>58</b>

Player	ERA	W-L	IP	H	R	ER	BB	SO
Jack Van Yperen	1.96	5-7	87.0	76	41	19	34	60
Sam Rodenhizer	2.19	2-0	12.1	15	5	3	3	10
George Wheeler	2.94	2-4	55.0	57	31	18	17	25
Lynn Jones	3.00	1-0	18.0	25	13	6	3	12
Jim Handley	3.40	2-1	34.1	28	17	13	20	19
Bill Lawrence	3.77	5-3	74.0	76	43	31	17	49
Matt Waller	6.00	0-1	9.0	12	8	6	5	4
Terry Curtis	6.92	0-1	13.1	16	16	10	7	7
<b>TOTALS</b>	<b>3.15</b>	<b>17-17</b>	<b>303.0</b>	<b>305</b>	<b>174</b>	<b>106</b>	<b>106</b>	<b>186</b>

5/15	at Mercer	6-3	W
5/16	FLORIDA STATE	9-3	W
5/19	SOUTH ALABAMA	1-6	L
5/20	SOUTH ALABAMA	1-5	L



YEAR-BY-YEAR RESULTS & TEAM STATS

Table with columns: Date, Opponent, Score, W/L. Rows include games from 3/15 to 4/24 against various opponents like Jacksonville, Middle Tenn. State, Mercer-Atlanta, etc.

1973 • 20-19 7-9 SEC Head Coach: Paul Nix (1963-84). Player stats table with columns: Player, AVG, AB, R, H, 2B, 3B, HR, RBI, BB, SO, SF/SH, SB. Includes totals for the team.

Table with columns: Date, Opponent, Score, W/L. Rows include games from 4/24 to 5/19 against Alabama, Vanderbilt, South Alabama, Georgia, Florida State.

Table with columns: Date, Opponent, Score, W/L. Rows include games from 3/11 to 4/12 against Maryland, Jacksonville, Columbus Col., Cleveland State, Tennessee, Florida, Memphis, Mercer, Georgia.

1974 • 31-13 11-6 SEC Head Coach: Paul Nix (1963-84). Player stats table with columns: Player, AVG, AB, R, H, 2B, 3B, HR, RBI, BB, SO, SF/SH, SB. Includes totals for the team.

Table with columns: Date, Opponent, Score, W/L. Rows include games from 4/13 to 5/15 against Georgia, Alabama, Mercer, Florida State, Jacksonville, Vanderbilt, Florida Tech (A).

Table with columns: Date, Opponent, Score, W/L. Rows include games from 3/7 to 4/19 against B'ham-Southern, Marietta College, Clemson, Louisville, Mississippi State, Columbus Col., North Alabama, Kentucky, Florida State, Georgia Tech (A).

1975 • 24-21 7-9 SEC Head Coach: Paul Nix (1963-84). Player stats table with columns: Player, AVG, GP, AB, R, H, 2B, 3B, HR, RBI, BB, SO, SH/SF, SB. Includes totals for the team.

Table with columns: Date, Opponent, Score, W/L. Rows include games from 4/21 to 5/21 against Troy State, Vanderbilt, Mississippi State, Alabama, Tennessee, Florida State, Georgia Tech (A).







# YEAR-BY-YEAR RESULTS & TEAM STATS

•COLLEGE WORLD SERIES•  
•SEC CHAMPIONS•  
•SEC WEST CHAMPIONS•  
•SOUTH REGIONAL CHAMPIONS•

Date	Opponent	Score	W/L
2/26	HOUSTON	5-0	W
2/26	HOUSTON	0-7	L
3/3	B'HAM-SOUTHERN	4-1	W
	TROY STATE	12-0	W
3/8	* at Alabama	4-0	W
3/8	* at Alabama	5-2	W
3/9	* at Alabama	11-5	W
3/11	NORTH ALABAMA	12-0	W
3/11	NORTH ALABAMA	3-1	W
3/17	NOTRE DAME	10-2	W
3/17	NOTRE DAME	9-0	W
3/18	NOTRE DAME	8-6	W
3/19	* at Ole Miss	3-2	W
3/19	* at Ole Miss	6-4	W
3/20	* at Ole Miss	1-0	W
3/22	OHIO	6-4	W
3/22	OHIO	7-4	W
3/23	OHIO	2-1	W
3/23	OHIO	8-9	L
3/24	OHIO	6-4	W
3/27	* MISSISSIPPI STATE	1-6	L
3/27	* MISSISSIPPI STATE	1-3	L
4/2	at Georgia	11-3	W
4/3	at Georgia	2-3	L
4/5	JAX'VILLE STATE	5-3	W

**1976 • 37-15, 12-7 SEC**  
Head Coach: Paul Nix (1963-84)

Player	AVG	GP	AB	R	H	2B	3B	HR	RBI	BB	SO	SH/SE	SB
Richie Howard, 3b	.383	42	133	28	51	8	0	10	52	26	18	0/1	5
Tommy Morton, c	.322	44	121	24	39	10	0	3	27	18	20	4/3	3
Dom Fucci, dh	.311	24	61	9	19	2	1	0	7	11	7	0/0	16
Mickey Miller, 2b	.302	51	172	39	53	12	1	0	31	24	9	5/3	15
Curt Cope, of	.287	40	101	14	29	4	0	2	22	25	21	6/3	21
David Duffner, 1b	.277	51	173	28	48	7	1	1	29	16	26	4/2	6
Chuck Moore, of	.265	28	102	20	27	5	1	1	9	14	24	4/1	5
Steve Reg, of	.243	49	144	19	35	4	2	4	31	22	32	1/1	6
John Trapeser, c	.238	25	63	5	15	1	0	0	7	8	10	2/0	0
Jim Block, ss	.237	32	76	18	18	2	0	0	4	26	14	1/1	3
S. Montgomery, ss	.230	37	100	18	23	4	0	5	9	19	17	5/0	1
J.B. Brown	.225	26	71	11	16	1	1	0	9	9	14	4/0	1
Ben Spivey, of	.143	11	14	4	2	0	0	0	1	3	6	0/0	1
Eddie Staub, c	.000	1	2	0	0	0	0	0	0	0	1	0/0	0
David Mowen, 3b	.000	1	1	0	0	0	0	0	0	1	1	0/0	0
Chuck Phab, 2b	.000	2	2	0	0	0	0	0	0	0	1	0/0	0
Mike Frazier, of	.000	2	1	1	0	0	0	0	1	0	0	0/0	0
Stuart Wilson, of	.000	3	0	3	0	0	0	0	0	0	0	0/0	0
<b>TOTALS</b>	<b>.283</b>	<b>52</b>	<b>1506</b>	<b>286</b>	<b>426</b>	<b>66</b>	<b>8</b>	<b>28</b>	<b>251</b>	<b>236</b>	<b>246</b>	<b>40/16</b>	<b>75</b>
<b>OPPONENTS</b>	<b>.212</b>	<b>52</b>	<b>1500</b>	<b>175</b>	<b>318</b>	<b>40</b>	<b>10</b>	<b>15</b>	<b>142</b>	<b>177</b>	<b>299</b>	<b>11/8</b>	<b>59</b>

Player	ERA	W-L	APP	GS	CG	SHO	IP	H	R	ER	BB	SO
Robert Hudson	1.74	10-5	22	14	6	2	114.0	86	42	22	34	73
Mark McClanahan	2.16	4-0	18	1	1	0	41.2	31	15	10	17	33
David O'Hare	2.23	4-2	14	5	0	0	44.0	47	25	11	25	40
Joe Beckwith	2.25	9-3	17	13	5	3	84.0	65	33	21	35	64
Terry Leach	2.57	8-5	15	14	6	1	84.0	54	34	24	41	71
Mark Wimberly	3.38	2-0	6	1	0	0	16.0	13	6	6	13	7
David Sullivan	4.50	0-0	3	1	0	0	6.0	10	9	3	7	5
Kent Skinner	5.62	0-0	4	0	0	0	9.2	12	11	6	5	6
<b>TOTALS</b>	<b>2.32</b>	<b>37-15</b>	<b>52</b>	<b>52</b>	<b>18</b>	<b>8</b>	<b>399.1</b>	<b>318</b>	<b>175</b>	<b>103</b>	<b>177</b>	<b>299</b>

4/5	JAX'VILLE STATE	6-7	L
4/9	* at LSU	3-4	L
4/9	* at LSU	5-2	W
4/10	* at LSU	1-3	L
4/12	NEW ORLEANS	5-1	W
4/16	* OLE MISS	1-3	L
4/16	* OLE MISS	5-2	W
4/17	* OLE MISS	2-9	L
4/20	at Mercer	4-10	L
4/20	at Mercer	6-2	W
4/26	* at Mississippi State	7-0	W
4/27	* at Mississippi State	2-1	W
4/27	* at Mississippi State	3-1	W
4/30	* LSU	0-2	L
5/1	* LSU	5-1	W
5/3	at B'ham-Southern	13-4	W
	MERCER	9-4	W
	MERCER	4-3	W
5/13	# at Kentucky	6-7	L
5/16	# KENTUCKY	6-0	W
5/16	# KENTUCKY	14-6	W
5/18	Georgia Tech (A)	6-4	W
5/21	! Middle Tennessee	10-5	W
5/24	! at Florida State	2-1	W
5/25	! Jacksonville	7-5	W
6/11	S Clemson	4-9	L
6/12	S Maine	8-9	L

# SEC Playoff (1st)  
! South Reg. (Tallahassee, FL - 1st)  
S CWS (Omaha, NE-7th)

Date	Opponent	Score	W/L
2/24	at Jacksonville	0-1	L
2/24	at Jacksonville	3-2	W
	at Valdosta State	8-4	W
3/3	at Mercer	7-10	L
	MIDDLE TENN. ST.	2-5	L
	MARSHALL	17-5	W
3/17	at Austin Peay	6-5	W
3/18	* at Mississippi State	0-3	L
3/19	* at Mississippi State	0-5	L
3/19	* at Mississippi State	1-12	L
3/22	OHIO	10-3	W
3/22	OHIO	9-3	W
3/23	OHIO	5-3	W
3/23	OHIO	7-8	L
3/25	* LSU	2-0	W
3/26	* LSU	10-2	W
3/26	* LSU	4-2	W
4/2	* OLE MISS	3-1	W
4/2	* OLE MISS	9-4	W
4/3	* OLE MISS	7-14	L
4/5	at B'ham-Southern	8-6	W
4/6	LIVINGSTON	7-2	W
4/9	* at Alabama	5-11	L
4/9	* at Alabama	5-2	W
4/10	* at Alabama	5-12	L
4/11	MERCER	17-7	W
4/13	GEORGIA	11-2	W

**1977 • 28-18, 11-9 SEC**  
Head Coach: Paul Nix (1963-84)

Player	AVG	GP	AB	R	H	2B	3B	HR	RBI	BB	SO	SH/SE	SB
Steve Renfro	.344	45	154	27	53	8	3	4	36	12	29	5/2	11
Bo Fucci	.342	40	114	32	39	8	1	3	20	23	30	2/1	16
Gray Morrison	.315	39	143	22	45	10	1	1	17	14	29	4/0	3
John Trapeser	.314	24	70	19	22	2	0	4	13	19	9	2/2	1
Rodney Rushing	.305	34	95	10	29	4	1	2	15	8	20	2/1	1
Dom Fucci	.299	46	154	28	46	7	1	2	31	32	35	3/1	21
Chuck Moore	.273	39	121	19	33	3	2	4	23	6	28	1/0	2
S. Montgomery	.267	45	135	35	36	9	1	6	30	35	28	5/4	5
Pat Keedy	.260	46	146	37	38	11	2	8	34	29	45	1/2	7
J.B. Brown	.238	43	143	28	34	8	0	0	22	24	17	2/2	9
Ben Spivey	.143	26	56	13	8	0	0	0	2	19	15	2/0	1
Danny Rollin	.238	8	21	5	5	0	0	0	2	4	3	0/0	1
Tim Thornley	.231	11	26	4	6	1	0	0	6	9	8	0/1	0
Dan Weingarten	.154	8	13	2	2	0	0	0	0	3	3	0/0	0
Robert Hudson	.000	1	1	0	0	0	0	0	0	0	0	0/0	0
Tom Rogan	.000	3	0	1	0	0	0	0	0	2	0	0/0	0
Mike Frazier	.000	1	1	0	0	0	0	0	0	0	0	0/0	0
Tommy Owens	.000	7	2	3	0	0	0	0	0	1	0	0/0	0
<b>TOTALS</b>	<b>.284</b>	<b>46</b>	<b>1395</b>	<b>285</b>	<b>396</b>	<b>71</b>	<b>12</b>	<b>34</b>	<b>251</b>	<b>239</b>	<b>300</b>	<b>30/16</b>	<b>78</b>
<b>OPPONENTS</b>	<b>.249</b>	<b>46</b>	<b>1447</b>	<b>227</b>	<b>360</b>	<b>56</b>	<b>11</b>	<b>25</b>	<b>183</b>	<b>184</b>	<b>262</b>	<b>14/10</b>	<b>55</b>

Player	ERA	W-L	APP	GS	CG	SHO	IP	H	R	ER	BB	SO
Joe Beckwith	1.68	9-5	16	14	10	1	101.1	75	32	19	31	99
Robert Hudson	3.43	2-4	18	13	6	2	89.0	106	53	34	26	65
David Sullivan	5.36	2-3	9	5	1	0	42.0	44	30	25	26	20
Tim Williams	4.76	1-1	11	2	0	0	22.2	22	18	12	16	9
Mark Wimberly	5.12	4-1	15	5	2	1	45.2	44	36	26	20	31
Billy Knight	5.73	2-1	9	2	0	0	22.0	30	21	14	22	10
Martin Lowe	6.35	1-3	16	4	0	0	39.2	34	34	28	39	25
Jay Chwalkik	5.40	0-0	2	1	0	0	5.0	5	3	3	4	3
<b>TOTALS</b>	<b>3.94</b>	<b>28-18</b>	<b>46</b>	<b>46</b>	<b>19</b>	<b>4</b>	<b>367.2</b>	<b>360</b>	<b>227</b>	<b>161</b>	<b>184</b>	<b>262</b>

4/15	at South Alabama	14-11	W
4/16	at South Alabama	5-8	L
4/18	TROY STATE	4-1	W
4/20	B'HAM-SOUTHERN	8-5	W
4/21	VALDOSTA STATE	9-10	L
4/23	* MISSISSIPPI STATE	3-0	W
4/24	* MISSISSIPPI STATE	6-4	W
4/24	* MISSISSIPPI STATE	15-6	W
4/25	JAX'VILLE STATE	2-0	W
4/27	COLUMBUS COL.	5-7	L
4/30	* at LSU [10]	0-1	L
4/30	* at LSU	3-0	W
5/2	at Columbus College	15-3	W
5/3	SOUTH ALABAMA	1-9	L
5/4	SOUTH ALABAMA	4-8	L
5/7	* at Ole Miss	4-6	L
5/7	* at Ole Miss	5-1	W
5/8	* at Ole Miss	4-7	L
5/17	at Georgia Tech	7-6	W

•SEC CHAMPIONS•  
•SEC TOURNAMENT CHAMPIONS•  
•SEC WEST CHAMPIONS•  
•SOUTH REGIONAL•

Date	Opponent	Score	W/L
2/23	GA. SOUTHWEST	7-2	W
2/25	HUNTINGDON	5-4	W
3/4	* at Alabama	5-9	L
3/5	* at Alabama	5-3	W
3/5	* at Alabama	3-1	W
3/10	AUSTIN PEAY ST.	14-9	W
3/18	* MISSISSIPPI STATE	1-7	L
3/18	* MISSISSIPPI STATE	2-6	L
3/19	* MISSISSIPPI STATE	11-8	W
3/21	at South Alabama	9-12	L
3/22	at South Alabama	8-16	L
3/23	at New Orleans	0-5	L
3/24	at New Orleans	6-4	W
3/25	* at LSU	0-1	L
3/25	* at LSU	3-0	W
3/26	* at LSU	1-1	L
3/27	FAIRFIELD	0-3	L
3/30	LIVINGSTON	13-9	W
4/1	* at Ole Miss	3-8	L
4/1	* at Ole Miss	6-5	W
4/2	* at Ole Miss	11-6	W
4/3	at Memphis State	2-7	L
4/4	at Memphis State	9-10	L
4/6	MONTEVALLO [11]	4-3	W
4/8	* ALABAMA	13-5	W
4/8	* ALABAMA	11-5	W

**1978 • 33-21, 15-8 SEC**  
Head Coach: Paul Nix (1963-84)

Player	AVG	GP	AB	R	H	2B	3B	HR	RBI	BB	SO	SH/SE	SB
Dom Fucci	.401	54	177	58	71	15	4	10	44	40	23	3/4	28
J.B. Brown	.368	41	133	29	49	12	0	1	27	15	7	2/4	8
Pat Keedy	.341	53	179	48	61								



YEAR-BY-YEAR RESULTS & TEAM STATS

Table with columns: Date, Opponent, Score, W/L. Lists game results from 2/26 to 4/21.

1979 • 21-21 7-14 SEC Head Coach: Paul Nix (1963-84)

Player statistics table for 1979 season. Columns include AVG, GP, AB, R, H, 2B, 3B, HR, RBI, BB, SO, SH/SF, SB. Includes totals and opponents.

Table with columns: Date, Opponent, Score, W/L. Lists game results from 4/22 to 5/15.

SEC WEST CHAMPIONS

Table with columns: Date, Opponent, Score, W/L. Lists game results from 2/28 to 4/16.

1980 • 27-24 15-8 SEC Head Coach: Paul Nix (1963-84)

Player statistics table for 1980 season. Columns include AVG, GP, AB, R, H, 2B, 3B, HR, RBI, BB, SO, SH/SF, SB. Includes totals and opponents.

Table with columns: Date, Opponent, Score, W/L. Lists game results from 4/17 to 5/13.

# SEC Team. (Gainesville, FL - 2nd)

Table with columns: Date, Opponent, Score, W/L. Lists game results from 3/1 to 4/11.

1981 • 27-27 7-16 SEC Head Coach: Paul Nix (1963-84)

Player statistics table for 1981 season. Columns include AVG, GP, AB, R, H, 2B, 3B, HR, RBI, BB, SO, SH/SF, SB. Includes totals and opponents.

Table with columns: Date, Opponent, Score, W/L. Lists game results from 4/12 to 5/11.

\* Auburn's 9-0 loss to South Alabama on 4/9 was never played; forfeit by Auburn







# YEAR-BY-YEAR RESULTS & TEAM STATS

Date	Opponent	Score	W/L
3/3	at Troy State	4-5	L
3/7	* at LSU7	2-4	L
3/7	* at LSU7	0-11	L
3/10	* OLE MISS7	3-4	L
3/10	* OLE MISS7 [8]	4-5	L
3/11	* OLE MISS	1-4	L
3/18	AUSTIN PEAY	13-10	W
3/20	* MISS. STATE7 [8]	6-5	W
3/20	* MISSISSIPPI STATE7	7-4	W
3/21	* MISSISSIPPI STATE6	4-3	W
3/23	GEORGIA	10-7	W
3/27	* at Alabama [10]	7-8	L
3/28	* at Alabama7	5-8	L
3/28	* at Alabama7 [8]	10-11	L
3/31	JAX'VILLE STATE7	6-4	W
3/31	JAX'VILLE STATE7	6-7	L
4/1	COLUMBUS COL.	9-7	W
4/3	at Huntingdon	20-4	W
4/7	GEORGIA STATE	3-1	W
4/10	* LSU	12-6	W
4/11	* LSU	13-12	W
4/11	* LSU7	9-1	W
4/13	FLORIDA STATE	9-5	W
4/14	FLORIDA STATES	8-10	L
4/15	at Columbus College	20-2	W
4/15	HUNTINGDON	12-4	W
4/18	* at Ole Miss7	0-1	L

## 1982 • 27-20-1, 8-13-1 SEC Head Coach: Paul Nix (1963-84)

Player	AVG	GP	AB	R	H	2B	3B	HR	RBI	BB	SO	SH/SE	SB
Doug Kirkcouse, ss	.386	48	197	58	76	21	3	17	54	20	25	0/2	6
Bob Barry, 3b	.341	46	173	40	59	6	0	13	57	26	28	1/4	7
David Mogentale, rf	.341	42	135	35	46	6	0	5	24	28	14	3/2	0
Russell Smith, 2b	.333	39	132	32	44	8	1	0	17	24	15	4/1	4
Neal Mitchell, prof	.304	36	138	37	42	11	0	8	23	27	17	2/2	0
Mike Swain, c	.302	35	106	19	32	7	0	2	14	18	13	2/0	0
Robert Somell, c	.295	40	173	32	53	5	3	1	21	19	9	2/0	3
Rayney Dollay, lf	.289	48	173	32	50	12	0	7	37	25	29	1/3	1
Trent Hudson, c	.288	30	80	13	23	2	1	1	13	6	18	1/1	0
J. Meltsvoege, dh	.287	43	157	28	45	8	0	2	25	22	29	4/2	3
Sam Brasso, lf	.277	29	83	15	23	5	0	0	11	4	17	2/1	0
Darryl Wilks, of	.297	11	37	3	11	1	0	1	6	1	4	0/0	1
Ilex Morris, c	.250	8	20	3	5	1	0	0	4	0	2	1/0	0
Jeff Grote, of	.182	7	11	5	2	0	0	0	1	2	2	0/0	1
Robby Moore, if	.000	1	0	1	0	0	0	0	0	0	0	0/0	0
<b>TOTALS</b>	<b>.316</b>	<b>48</b>	<b>1569</b>	<b>348</b>	<b>496</b>	<b>93</b>	<b>8</b>	<b>57</b>	<b>307</b>	<b>222</b>	<b>222</b>	<b>23/18</b>	<b>29</b>
<b>OPPONENTS</b>	<b>.290</b>	<b>48</b>	<b>1553</b>	<b>312</b>	<b>450</b>	<b>72</b>	<b>11</b>	<b>45</b>	<b>273</b>	<b>231</b>	<b>226</b>	<b>19/12</b>	<b>55</b>

Player	ERA	W-L	APP	GS	CG	SV	IP	H	R	ER	BB	SO	WP	HBP
Gary Smith	3.33	3-2	12	9	0	0	51.1	45	26	19	23	27	4	4
Marc Souceda	4.44	4-3	23	4	0	3	54.2	53	33	27	30	33	6	3
Lance Long	5.48	4-2	19	9	2	3	67.1	71	49	41	51	40	5	2
Ward Yerby	5.65	5-5	18	10	2	0	65.1	86	52	41	25	44	3	1
Neal Mitchell	5.82	4-3	10	3	0	0	34.0	46	28	22	32	23	4	2
Steve Childers	5.84	2-2	9	6	0	0	37.0	45	35	24	15	26	0	1
Russell Ricks	7.54	1-0	6	2	0	0	14.1	21	13	12	7	3	0	3
Bill Davis	13.64	2-0	8	1	0	0	27.0	48	45	41	21	10	7	6
Phil Constan	4.50	0-0	5	1	0	2	10.0	9	5	5	2	6	0	2
Barry Clements	6.41	1-3	8	3	0	0	19.2	21	18	14	21	10	3	1
Tim McClain	11.81	0-0	4	0	0	0	5.1	5	8	7	4	4	2	0
<b>TOTALS</b>	<b>5.90</b>	<b>27-20</b>	<b>48</b>	<b>48</b>	<b>5</b>	<b>8</b>	<b>386.0</b>	<b>450</b>	<b>312</b>	<b>253</b>	<b>231</b>	<b>226</b>	<b>34</b>	<b>25</b>
<b>OPPONENTS</b>	<b>7.04</b>	<b>20-27</b>	<b>48</b>	<b>48</b>	<b>10</b>	<b>2</b>	<b>360.2</b>	<b>496</b>	<b>348</b>	<b>282</b>	<b>222</b>	<b>222</b>	<b>53</b>	<b>18</b>

4/18	* at Ole Miss7	3-3	T
4/20	at Florida State	0-14	L
4/21	at Florida State	9-8	W
4/22	at Montevallo	3-1	W
4/24	* at Mississippi State7	2-9	L
4/24	* at Mississippi State5	0-6	L
4/25	* at Mississippi State	0-10	L
4/27	UAB	13-1	W
4/28	B'HAM-SOUTHERN	10-12	L
4/29	JACKSON STATE	4-1	W
5/1	* ALABAMA7 [8]	8-7	W
5/1	* ALABAMA7 [8]	8-5	W
5/2	* ALABAMA7	9-14	L
5/4	TROY STATE	14-12	W
5/5	LIVINGSTON	13-9	W
5/8	CLEMSON [11]	7-6	W
5/8	CLEMSON	10-22	L
5/9	CLEMSON [12]	9-0	W
5/10	MONTEVALLO	8-3	W
5/11	at Georgia State	11-1	W
5/12	at Georgia Tech	6-8	L

Date	Opponent	Score	W/L
2/23	at Florida State	9-12	L
2/23	at Florida State	1-6	L
3/2	GEORGIA	0-5	L
3/2	GEORGIA	11-7	W
3/3	at Troy State	5-6	L
3/5	at Columbus Col. [12]	7-8	L
3/8	ILLINOIS STATE	6-17	L
3/10	* OLE MISS	8-12	L
3/11	* OLE MISS	5-6	L
3/11	* OLE MISS	6-12	L
3/19	* at Mississippi State	0-8	L
3/19	* at Mississippi State	1-5	L
3/20	* at Mississippi State	2-7	L
3/22	ALA. CHRISTIAN	13-6	W
3/23	FLORIDA STATE	5-7	L
3/27	* LSU	6-3	W
3/27	* LSU	5-4	W
3/29	at Jacksonville State	1-11	L
3/31	Alabama (Bham)	3-12	L
4/2	* at Alabama	5-6	L
4/3	* at Alabama	2-3	L
4/3	* at Alabama	7-6	W
4/5	JAX'VILLE ST. [11]	6-5	W
4/10	COLUMBUS COL.	6-4	W
4/11	MONTEVALLO	7-0	W
4/12	at UAB	5-6	L
4/13	at Alabama Christian	19-14	W
4/14	at Georgia Tech	7-16	L
4/16	* at Ole Miss	4-12	L
4/16	* at Ole Miss	9-10	L
4/17	* at Ole Miss	7-10	L
4/19	at Georgia	11-5	W

## 1983 • 16-34, 4-18 SEC Head Coach: Paul Nix (1963-84)

Player	AVG	GP	AB	R	H	2B	3B	HR	RBI	BB	SO	SAC	SB-ATT	
Dean Sunseri	.317	26	63	11	20	2	0	0	9	22	13	1	1-3	
Chris Senn	.316	15	57	13	18	2	0	2	11	26	7	8	2-12	
D. Friend	.290	49	186	39	54	14	0	11	47	101	26	21	4-34	
Kevin Jordan	.284	27	88	18	25	9	0	3	17	43	18	19	2-6	
Russell Smith	.281	48	167	30	47	7	2	3	30	67	33	24	6-34	
Bo Jackson	.279	26	68	14	19	4	0	4	13	35	20	34	0-5	
Mark Hutchinson	.264	49	159	31	42	5	2	1	11	54	33	15	3-23	
Bob Barry	.263	26	80	19	21	4	1	6	14	43	24	17	0-23	
Paul Foster	.251	48	179	32	45	7	1	5	35	81	17	42	2-23	
Trent Hudson	.237	36	135	28	32	6	1	5	25	55	11	21	0-0	
David Miller	.242	30	91	23	22	6	0	5	17	43	21	37	1-34	
Jamie Basso	.230	47	161	32	37	9	0	7	23	67	28	31	4-10	
Jeff Grote	.206	27	68	11	14	3	1	1	6	22	15	17	0-12	
Donnie Thomas	.296	8	27	7	8	1	0	3	5	18	5	6	1-0	
David Plumb	.200	10	30	1	6	1	0	0	2	7	3	3	2-0	
Scott Embleau	.130	8	23	4	3	1	0	0	1	4	3	4	2-0	
Terry Johnson	.167	2	6	2	1	0	0	1	1	4	0	0	0-0	
Jerry Joe Chambers	.000	1	1	0	0	0	0	0	0	0	0	0	0-0	
Ward Yerby	1.000	1	1	0	2	0	0	0	1	2	0	0	0-0	
Lance Long	.333	25	3	1	0	0	0	0	1	0	1	0	0-0	
Raymond Wiehe	.333	10	3	0	1	0	0	0	1	0	1	0	0-0	
<b>TOTALS</b>	<b>.262</b>	<b>50</b>	<b>1597</b>	<b>315</b>	<b>418</b>	<b>81</b>	<b>7</b>	<b>61</b>	<b>268</b>	<b>696</b>	<b>277</b>	<b>314</b>	<b>30</b>	<b>33-54</b>
<b>OPPONENTS</b>	<b>.311</b>	<b>50</b>	<b>1684</b>	<b>394</b>	<b>524</b>	<b>88</b>	<b>10</b>	<b>53</b>	<b>330</b>	<b>791</b>	<b>272</b>	<b>265</b>	<b>17</b>	<b>82-97</b>

Player	ERA	W-L	G/GS	CG	SV	SHO	IP	H	R	ER	BB	SO	HR	WP	HBP
Raymond Wiehe	4.57	3-4	10/7	3	0	0	43.1	56	35	22	27	18	4	2	2
Ward Yerby	5.11	3-8	19/18	7	0	1	107.1	122	73	61	60	47	14	1	7
Scott Tillery	5.49	4-6	21/10	1	0	0	77.0	99	65	47	49	42	9	10	3
Lance Long	7.01	2-6	25/2	0	2	0	61.2	66	51	48	52	47	9	7	4
Doug Allen	9.09	1-3	13/3	0	0	0	31.2	43	35	32	19	37	2	7	2
Stuart Tate	9.66	1-4	15/6	0	0	0	36.1	47	49	39	26	38	4	5	3
Jim Cunningham	9.00	0-0	4/0	0	0	0	7.0	15	12	7	1	5	1	2	1
Steve Childers	6.59	2-2	6/2	0	0	0	13.2	24	19	10	9	8	1	1	0
Bill Davis	12.60	0-1	2/0	0	0	0	5.0	8	13	7	2	7	2	0	0
Pat Visintainer	13.73	0-0	12/2	0	0	0	19.2	34	33	30	17	19	3	2	1
Russell Ricks	16.20	0-0	3/0	0	0	0	5.0	10	9	9	3	4	4	0	0
<b>TOTALS</b>	<b>6.89</b>	<b>16-34</b>	<b>50/50</b>	<b>11</b>	<b>2</b>	<b>2</b>	<b>407.2</b>	<b>524</b>	<b>394</b>	<b>312</b>	<b>265</b>	<b>272</b>	<b>53</b>	<b>37</b>	<b>23</b>
<b>OPPONENTS</b>	<b>5.24</b>	<b>34-16</b>	<b>50/50</b>	<b>6</b>	<b>7</b>	<b>4</b>	<b>409.0</b>	<b>418</b>	<b>315</b>	<b>238</b>	<b>314</b>	<b>277</b>	<b>61</b>	<b>43</b>	<b>21</b>

4/20	at Georgia	13-9	W
4/21	HUNTINGDON	22-23	L
4/24	* MISSISSIPPI STATE	5-8	L
4/24	* MISSISSIPPI STATE	8-19	L
4/26	UAB	17-6	W
4/27	TROY STATE	0-1	L
4/28	at Montevallo	7-0	W
4/30	* at LSU	0-3	L
4/30	* at LSU	7-1	W
5/1	* at LSU	3-9	L
5/4	GEORGIA TECH [10]	4-3	W
5/5	ALA. CHRISTIAN	5-7	L
5/7	* ALABAMA	1-9	L
5/7	* ALABAMA	4-6	L
5/8	* ALABAMA	5-13	L
5/9	FLA. INT.	8-9	L
5/10	FLA. INT.	10-7	W
5/11	FLA. INT. [10]	9-10	L



YEAR-BY-YEAR RESULTS & TEAM STATS

Table with columns: Date, Opponent, Score, W/L. Rows include games from 2/23 to 4/3 at various locations like Tennessee, Samford, Alabama, and Georgia Tech.

1985 • 30-22, 11-12 SEC. Head Coach: Hal Baird (1985-2000). Player stats table with columns: Player, AVG, GP, AB, R, H, 2B, 3B, HR, RBI, TB, BB, HBP, SO, SH, SF, SB-ATT.

Continuation of 1985 season results with columns: Date, Opponent, Score, W/L. Rows include games from 4/6 to 5/5 at various locations like Alabama, South Alabama, and LSU.

Table with columns: Date, Opponent, Score, W/L. Rows include games from 2/26 to 4/5 at various locations like Huntington, Ole Miss, Samford, and Florida.

1986 • 31-24, 15-14 SEC. Head Coach: Hal Baird (1985-2000). Player stats table with columns: Player, AVG, GP, AB, R, H, 2B, 3B, HR, RBI, TB, SIG, BB, HBP, SO, SH, SF, SB-ATT.

Continuation of 1986 season results with columns: Date, Opponent, Score, W/L. Rows include games from 4/5 to 5/10 at various locations like Florida, Alabama, and Georgia.

SEC WEST CHAMPIONS • SOUTH 1 REGIONAL

Table with columns: Date, Opponent, Score, W/L. Rows include games from 2/18 to 4/8 at various locations like Huntington, West Georgia, Ferris State, and Clemson.

1987 • 42-18, 20-11 SEC. Head Coach: Hal Baird (1985-2000). Player stats table with columns: Player, AVG, GP, AB, R, H, 2B, 3B, HR, RBI, TB, SIG, BB, HBP, SO, SH, SF, SB-ATT.

Continuation of 1987 season results with columns: Date, Opponent, Score, W/L. Rows include games from 4/8 to 5/23 at various locations like Samford, Florida, Alabama, and Georgia Tech.







YEAR-BY-YEAR RESULTS & TEAM STATS

Date	Opponent	Score	W/L
2/12	WESTERN CAROLINA	3-0	W
2/13	WESTERN CAROLINA	7-3	W
2/14	WESTERN CAROLINA	1-4	L
2/14	WESTERN CAROLINA	1-0	W
2/20	CLEMSON	1-8	L
2/21	CLEMSON	5-2	W
2/24	HUNTINGDON	9-1	W
2/27	RICHMOND	5-0	W
2/28	RICHMOND	7-0	W
3/1	MONTEVALLO	14-2	W
3/5	* at Vanderbilt	0-2	L
3/5	* at Vanderbilt	4-5	L
3/6	* at Vanderbilt	10-3	W
3/8	at Georgia Tech	14-3	W
3/12	* OLE MISS	5-0	W
3/12	* OLE MISS [11]	1-0	W
3/13	* OLE MISS	14-1	W
3/16	VIRGINIA	8-13	L
3/19	* at Georgia	8-3	W
3/19	* at Georgia	7-4	W
3/20	* at Georgia	18-5	W
3/22	WEST GEORGIA	11-6	W
3/23	at Sanford	14-1	W
3/26	* MISSISSIPPI STATE	3-2	W
3/26	* MISSISSIPPI STATE	3-11	L
3/27	* MISSISSIPPI STATE	1-5	L
3/29	RIDER	11-5	W
3/30	RIDER	8-7	W

**1988 - 39-16, 16-10 SEC**  
**Head Coach: Hal Baird (1985-2000)**

Player	AVG	GP/S	AB	R	H	2B	3B	HR	RBI	TB	SLG	BB	SO	OB%	SH/SF	SB/AT
Frank Thomas	.385	55/54	182	45	70	21	0	9	54	116	.637	42	6	.22	.509	0/2
Clark Preble	.353	55/54	221	47	78	15	1	2	31	101	.457	18	1	.12	.399	2/3
Kevin Henry	.354	53/52	198	39	70	11	3	4	43	99	.500	24	5	.26	.432	0/2
Derek Cromovner	.341	46/41	135	44	46	4	2	0	23	50	.400	25	2	.13	.378	0/1
Jerry Henry	.294	47/37	136	27	40	8	1	0	23	50	.368	18	1	.14	.378	0/1
Jeff Leatherman	.282	53/46	174	35	49	7	1	0	35	57	.328	37	3	.27	.408	2/4
Jeff Livesey	.268	54/54	183	30	49	9	0	6	42	75	.410	12	4	.32	.320	3/4
Andy Albrecht	.257	53/48	152	21	39	3	2	2	20	52	.342	19	4	.43	.354	0/0
T. Youngblood	.263	51/50	175	32	46	10	4	3	31	76	.434	23	0	.34	.342	0/4
Ed Dilks	.257	48/45	105	25	27	6	0	0	14	32	.305	24	3	.13	.403	2/2
Steve Burroughs	.319	31/10	47	9	15	0	0	0	6	15	.319	6	0	.15	.396	0/0
John Moorer	.286	17/11	14	6	4	0	0	0	1	4	.286	1	0	.2	.333	0/0
Ethan White	.250	18/11	16	2	4	1	0	0	4	7	.438	4	0	.2	.400	0/0
Tim Edge	.182	34/11	66	8	12	2	0	0	5	14	.212	5	1	.20	.247	0/0
Rob Shaloub	.000	1/0	2	0	0	0	0	0	0	0	.000	0	0	.000	0/0	
Gary Gallagher	.000	0/0	0	0	0	0	0	0	0	0	.000	0	0	.000	0/0	
<b>TOTALS</b>	<b>.308</b>	<b>55/55</b>	<b>1783</b>	<b>374</b>	<b>549</b>	<b>96</b>	<b>15</b>	<b>27</b>	<b>332</b>	<b>741</b>	<b>.415</b>	<b>258</b>	<b>31</b>	<b>275</b>	<b>.399</b>	<b>10/24</b>
<b>OPPONENTS</b>	<b>.333</b>	<b>55/55</b>	<b>1698</b>	<b>206</b>	<b>402</b>	<b>73</b>	<b>7</b>	<b>27</b>	<b>177</b>	<b>565</b>	<b>.333</b>	<b>181</b>	<b>21</b>	<b>425</b>	<b>.315</b>	<b>14/16</b>
<b>Player</b>	<b>ERA</b>	<b>W-L</b>	<b>G/GS</b>	<b>CG</b>	<b>SHO</b>	<b>SV</b>	<b>IP</b>	<b>H</b>	<b>R</b>	<b>ER</b>	<b>BB</b>	<b>SO</b>	<b>BF</b>	<b>WP</b>	<b>HB</b>	
Gregg Olson	2.00	7-3	36/1	0	0	0	10	72.0	43	23	16	27	113	291	9	
Scott Renner	2.58	9-4	23/12	2	0	0	87.1	79	34	25	30	64	361	9	1	
Ed Ohman	2.68	7-0	25/0	0	0	0	2	57.1	47	21	17	12	52	236	6	
Stacy Jones	3.60	6-6	21/18	4	2	0	85.1	90	46	34	36	72	376	3	2	
David Adams	3.66	8-3	21/17	0	0	0	86.0	79	46	35	40	65	375	3	11	
Andy Beisel	0.00	0-0	1/0	0	0	0	0.2	0	1	0	1	1	4	1	0	
T. Youngblood	3.43	1-0	5/4	0	0	0	21.0	21	12	8	7	11	95	0	1	
Mike Ferry	4.50	1-0	16/2	0	0	1	30.0	31	15	15	11	34	126	2	3	
Greg Randa	5.63	0-0	10/0	0	0	0	11.2	11	7	7	17	13	60	0	0	
<b>TOTALS</b>	<b>3.13</b>	<b>39-16</b>	<b>55/55</b>	<b>6</b>	<b>9</b>	<b>14</b>	<b>451.1</b>	<b>402</b>	<b>205</b>	<b>157</b>	<b>181</b>	<b>425</b>	<b>1931</b>	<b>33</b>	<b>24</b>	
<b>OPPONENTS</b>	<b>6.06</b>	<b>16-39</b>	<b>55/55</b>	<b>7</b>	<b>2</b>	<b>9</b>	<b>431.0</b>	<b>549</b>	<b>373</b>	<b>290</b>	<b>258</b>	<b>275</b>	<b>2186</b>	<b>30</b>	<b>28</b>	

\*seven team shutouts

3/31	RIDER	10-8	W
4/4	JAX/VILLE STATE	12-10	W
4/5	SAMFORD	8-3	W
4/5	SAMFORD	14-0	W
4/6	LAGRANGE COL.	8-6	W
4/9	* at Florida	3-1	W
4/9	* at Florida	1-7	L
4/10	* at Florida	12-7	W
4/12	Alabama (H) [11]	3-1	W
4/13	B'HAM-SOUTHERN	14-3	W
4/16	* KENTUCKY	9-1	W
4/16	* KENTUCKY	2-0	W
4/17	* KENTUCKY	1-2	L
4/20	LAGRANGE COL.	15-0	W
4/23	* at Alabama	7-2	L
4/24	* at Alabama	6-17	L
4/27	Alabama (D)	1-6	L
4/30	* TENNESSEE	3-5	L
4/30	* TENNESSEE	0-1	L
5/1	* TENNESSEE	17-3	W
5/3	GA. SOUTHWEST'RN	5-1	W
5/4	UAB	4-1	W
5/7	* at LSU	2-1	W
5/7	* at LSU	8-1	W
5/8	* at LSU	10-8	W
5/12	# at Mississippi State	7-10	L
5/13	# Florida	3-4	L

# SEC Tour. (Starkville, MS - 6th)

**•SEC TOURNAMENT CHAMPIONS•**  
**•ATLANTIC REGIONAL•**

Date	Opponent	Score	W/L
2/10	WESTERN CARO.	15-2	W
2/10	WESTERN CARO. 7	2-3	L
2/11	WESTERN CARO. 7	8-3	W
2/12	WESTERN CARO.	15-2	W
2/15	HUNTINGDON	18-13	W
2/22	MERCER	10-3	W
2/22	MERCER	5-4	W
2/25	at Clemson	2-4	L
2/26	at Clemson	7-6	W
2/28	GEORGIA TECH	9-7	W
3/1	CAMPBELL	5-4	W
3/4	* VANDERBILT	1-6	L
3/4	* VANDERBILT	3-1	W
3/5	* VANDERBILT	8-5	W
3/8	UNC-WILMINGTON	4-0	W
3/9	UNC-WILMINGTON	12-8	W
3/11	* at Ole Miss	8-5	W
3/11	* at Ole Miss	2-4	L
3/12	* at Ole Miss	7-4	W
3/15	ALABAMA STATE	18-4	W
3/18	* GEORGIA	6-8	L
3/18	* GEORGIA	3-0	W
3/19	* GEORGIA	2-5	L
3/25	* at Mississippi State	0-7	L
3/25	* at Mississippi State	3-13	L
3/26	* at Mississippi State	5-11	L
3/30	Alabama (H)	21-9	W
4/1	COLUMBUS COL.	7-0	W
4/3	WEST GEORGIA	7-2	W
4/3	WEST GEORGIA	17-2	W
4/4	@ Houston (Mdb)	4-2	W
4/5	@ at South Alabama	4-10	L

**1989 - 44-20, 12-12 SEC**  
**Head Coach: Hal Baird (1985-2000)**

Player	AVG	GP/S	AB	R	H	2B	3B	HR	RBI	TB	SLG	BB	SO	OB%	SH/SF	SB/AT
Frank Thomas	.403	64/64	206	62	83	19	3	19	83	165	.801	73	10	.25	.575	0/3
Clark Preble	.341	64/64	258	52	88	13	3	5	112	.434	31	2	10	.407	0/4	
Jeff Leatherman	.327	58/51	171	26	56	13	1	0	36	71	.415	40	0	.29	.442	3/3
Tim Edge	.320	56/50	175	38	56	11	2	0	37	71	.406	28	9	.20	.417	3/2
Jeff Powell	.314	63/63	255	51	80	11	0	3	33	100	.392	16	19	.22	.394	0/2
Andy Albrecht	.300	53/42	160	39	48	6	2	2	28	64	.400	27	3	.27	.411	0/1
Joe Sawe	.296	41/33	125	25	37	6	1	3	24	54	.432	13	1	.12	.354	3/1
Tom Knodel	.281	35/34	121	23	34	2	0	0	23	36	.298	17	0	.13	.357	3/1
T. Youngblood	.279	44/42	154	24	43	9	1	2	28	60	.390	20	1	.28	.364	1/0
Chris Hart	.272	64/64	257	62	70	18	2	7	40	113	.440	29	9	.54	.352	3/4
Derek Cromovner	.261	58/54	153	42	60	6	0	0	19	46	.301	40	7	.19	.421	7/2
Andy Flagler	1.000	2/0	2	0	2	1	0	3	0	3	1.500	0	0	1.000	0/0	
John Moorer	.500	12/0	2	2	1	0	0	0	1	1	.500	1	1	0	.750	0/0
Mark McQuogge	.333	9/0	6	3	2	0	0	0	2	.333	2	0	1	.500	0/0	
Todd O'Donnell	.258	30/16	62	9	16	1	2	0	6	21	.339	8	0	.9	.343	1/0
Buck Miller	.200	10/0	10	1	2	0	1	0	2	4	.400	1	0	.3	.273	0/0
Gary Gallagher	.125	13/0	8	2	1	0	0	0	3	1	.125	3	0	1	.333	0/1
Allen Argenti	.000	1/0	0	0	0	0	0	0	0	0	.000	0	0	0	1.000	0/0
Mickey Tomney	.000	5/0	4	1	0	0	0	0	0	0	.000	0	1	0	1.000	0/0
Rick Davidson	.000	5/0	3	1	0	0	0	0	0	0	.000	0	0	0	1.000	0/0
<b>TOTALS</b>	<b>.309</b>	<b>64/64</b>	<b>2132</b>	<b>464</b>	<b>659</b>	<b>116</b>	<b>16</b>	<b>39</b>	<b>414</b>	<b>924</b>	<b>.433</b>	<b>349</b>	<b>64</b>	<b>275</b>	<b>.413</b>	<b>24/24</b>
<b>OPPONENTS</b>	<b>.262</b>	<b>64/64</b>	<b>2084</b>	<b>304</b>	<b>545</b>	<b>93</b>	<b>10</b>	<b>41</b>	<b>273</b>	<b>781</b>	<b>.375</b>	<b>236</b>	<b>18</b>	<b>424</b>	<b>.338</b>	<b>15/20</b>
<b>Player</b>	<b>ERA</b>	<b>W-L</b>	<b>G/GS</b>	<b>CG</b>	<b>SHO</b>	<b>SV</b>	<b>IP</b>	<b>H</b>	<b>R</b>	<b>ER</b>	<b>BB</b>	<b>SO</b>	<b>BF</b>	<b>WP</b>	<b>HB</b>	
T. Youngblood	2.62	14-3	20/14	4	3	1	106.2	41	36	31	31	52	18	6	393	.216
Mickey Tomney	3.09	2-0	17/0	0	0	0	1	32.0	31	15	11	12	30	3	0	1.21
Mike Ferry	3.15	2-2	30/0	0	0	0	8	45.2	40	20	16	16	52	5	0	2
Scott Renner	3.75	9-6	25/18	1	1	0	120.0	133	66	50	42	92	23	4	4	466
Tommy Carter	4.22	6-4	25/11	2	0	0	2	77.0	82	47	37	46	72	1	8	302
Jason Hankins	4.39	7-3	24/17	3	1	0	102.0	103	71	52	53	82	16	5	12	397
Mark Fuller	4.64	4-2	23/4	1	0	0	54.1	63	38	28	29	40	12	3	6	215
Jeff Powell	4.50	0-0	2/0	0	0	0	2.0	2	1	1	1	2	0	0	7	.286
Adam Sharr	90.00	0-0	2/0	0	0	0	1.0	6	10	6	2	1	0	0	9	.667
<																



YEAR-BY-YEAR RESULTS & TEAM STATS

Table with columns: Date, Opponent, Score, W/L. Rows include games against Western Caro., West Florida, Clemson, Campbell, Eastern Ky., Appalachian St., Illinois State, Michigan, South Alabama, Ole Miss, Florida, Georgia, Lincoln Memorial, LSU, and Mercer.

1991 • 35-24, 14-12 SEC Head Coach: Hal Baird (1985-2000). Player stats table with columns: Player, AVG, GP/S, AB, R, H, 2B, 3B, HR, RBI, TB, SLG, BB, HB, SO, OBP%, SH/SF, SB-ATT. Includes totals and opponents.

Table with columns: Date, Opponent, Score, W/L. Rows include games against Samford, Mississippi State, Mississippi State, Berry College, Vanderbilt, Vanderbilt, Columbus Col., Alabama, Alabama, Alabama (M), B'ham-Southern, Kentucky, Kentucky, Kentucky, Lagrange Col., UAB, Florida, Florida, Tennessee, Tennessee, Tennessee, Kentucky, Kentucky, Mississippi State, South Ala. Tour, Baton Rouge.

Table with columns: Date, Opponent, Score, W/L. Rows include games against West Florida, Bery College, Jax/Ville State, Troy State, Clemson, UNC-Wilmington, UNC-Wilmington, UNC-Wilmington, Oklahoma, Tulane, Huntington, Ga. Southwest, Samford, Florida, Florida, Georgia College, Alabama (M), Kentucky, Kentucky, Kentucky, Columbus Col., Lincoln Memorial, West Georgia, South Carolina, South Carolina.

1992 • 30-25, 10-14 SEC Head Coach: Hal Baird (1985-2000). Player stats table with columns: Player, AVG, GP/S, AB, R, H, 2B, 3B, HR, RBI, TB, SLG, BB, HB, SO, OBP%, SH/SF, SB-ATT. Includes totals and opponents.

Table with columns: Date, Opponent, Score, W/L. Rows include games against South Carolina, Alabama (D), Samford, Arkansas, Arkansas, Arkansas, SW Louisiana, SW Louisiana, B'ham-Southern, Miss. State, Miss. State, Mississippi State, Mississippi State, South Alabama, Ole Miss, Ole Miss, Ole Miss, UAB, UAB, LSU, LSU, LSU, Alabama, Alabama, Florida, Coca-Cola Classic, SEC Tour.

MIDWEST REGIONAL

Table with columns: Date, Opponent, Score, W/L. Rows include games against Georgia Tech, Pepperdine, Central Florida, Central Florida, Samford, Samford, Ga. Southwest, Clemson, Jax/Ville State, Michigan, South Alabama, Tampa, Tampa, West Florida, Northern Illinois, Troy State, Central Florida, Mercer, Mercer, Alabama (H), Florida, Florida, Florida, B'ham-Southern, Kentucky, Kentucky, Kentucky, Kentucky, Columbus Col., South Carolina, South Carolina.

1993 • 40-23, 17-11 SEC Head Coach: Hal Baird (1985-2000). Player stats table with columns: Player, AVG, GP/S, AB, R, H, 2B, 3B, HR, RBI, TB, SLG, BB, HB, SO, OBP%, SH/SF, SB-ATT. Includes totals and opponents.

Table with columns: Date, Opponent, Score, W/L. Rows include games against South Carolina, UAB, West Georgia, Georgia State, Arkansas, Arkansas, Arkansas, Georgia College, UAB, Mississippi State, Mississippi State, Mississippi State, Ole Miss, Ole Miss, Ole Miss, Tennessee State, Tennessee State, LSU, LSU, Alabama (M), Alabama, Alabama, Arkansas, Florida, Mississippi State, North Carolina, Olive Garden, South Ala. Tour, SEC West Trn.







# YEAR-BY-YEAR RESULTS & TEAM STATS

**•COLLEGE WORLD SERIES•**  
**•EAST REGIONAL CHAMPIONS•**

Date	Opponent	Score	W/L
2/18	@ LSU	3-1	W
2/19	@ New Orleans	1-3	L
2/20	@ Tulane	5-2	W
2/26	MIDDLE TENN. ST.7	19-3	W
2/26	MIDDLE TENN. ST.7	9-2	W
2/27	MIDDLE TENN. ST.	11-9	W
3/2	TROY STATE	32-9	W
3/5	JAXVILLE STATE	6-11	L
3/6	JAXVILLE STATE	8-2	W
3/8	at Samford	12-3	W
3/10	GEORGIA STATE	18-13	W
3/19	MURRAY STATE7	10-1	W
3/19	MURRAY STATE7	10-1	W
3/21	SIENAZ	18-0	W
3/21	SIENAZ	15-1	W
3/22	at Middle Tenn. State	6-1	W
3/23	at UAB	3-9	L
3/25	* GEORGIA	23-1	W
3/26	* GEORGIA	9-5	W
3/27	* GEORGIA	12-13	L
3/30	COLUMBUS COL.	7-2	W
3/31	GEORGIA STATE	5-2	W
4/1	* at Tennessee	6-3	W
4/2	* at Tennessee	3-1	W
4/3	* at Tennessee	4-8	L
4/8	* VANDERBILT	5-3	W
4/9	* VANDERBILT	20-7	W
4/10	* VANDERBILT	10-3	W
4/11	EAST TENN. STATE	7-9	L
4/13	B'HAM-SOUTHERN	11-4	W
4/15	* at Arkansas	6-7	L
4/16	* at Arkansas	6-3	W
4/17	* at Arkansas	0-10	L

**1994 • 44-21, 16-13 SEC**  
**Head Coach: Hal Baird (1985-2000)**

Player	AVG	GP/S	AB	R	H	2B	3B	HR	RBI	TB	SLG	BB	SO	GDP	OB%	SH/SF	SB-AT
Jay Waggoner	.409	65/65	291	69	119	23	5	3	45	161	.553	31	1	22	5	.465	2/4
Mark Bellhorn	.377	40/40	151	54	57	14	2	5	39	90	.596	41	2	24	4	.510	2/1
Brandon Moore	.361	65/65	269	56	97	21	1	4	66	132	.491	21	3	21	6	.405	6/3
Mike Killmatt	.344	64/61	259	48	89	19	5	4	65	130	.502	18	1	33	3	.382	5/3
Dallon Ruch	.331	54/35	157	24	52	11	0	5	30	78	.497	19	0	21	5	.401	1/3
Ken Key	.305	53/40	184	26	50	5	1	2	25	63	.384	15	3	22	0	.374	0/7
Kevin Chabot	.296	58/52	196	44	58	8	0	12	56	102	.520	37	6	6	1	.421	1/0
Shawn McNally	.271	64/64	251	62	68	9	2	2	32	87	.347	37	5	37	2	.370	4/13
Robert Lewis	.256	64/59	176	38	45	8	2	2	28	63	.358	25	20	41	1	.404	2/7
Frank Sanders	.249	61/51	185	44	46	6	2	2	23	62	.335	32	2	58	1	.365	0/5
Russell Whittenburg	.307	53/31	127	19	39	6	0	0	18	45	.354	13	3	22	0	.382	1/4
Peter Kanakis	.250	11/0	12	1	3	0	0	0	2	3	.250	0	1	1	1	.286	1/0
Bryan Walker	.250	6/0	4	2	1	0	0	0	0	1	.250	0	0	0	0	.250	0/0
Rob Macrory	.236	39/20	72	14	17	3	0	1	7	23	.319	15	1	12	0	.371	1/5
Reggie Hightower	.231	11/2	13	2	3	0	1	0	9	5	.385	4	0	4	1	.412	0/0
<b>TOTALS</b>	<b>.320</b>	<b>65/65</b>	<b>2327</b>	<b>503</b>	<b>744</b>	<b>133</b>	<b>21</b>	<b>42</b>	<b>445</b>	<b>1045</b>	<b>.449</b>	<b>308</b>	<b>48</b>	<b>379</b>	<b>30</b>	<b>.406</b>	<b>26/52</b>
<b>OPPONENTS</b>	<b>.253</b>	<b>65/65</b>	<b>2207</b>	<b>291</b>	<b>558</b>	<b>105</b>	<b>12</b>	<b>34</b>	<b>268</b>	<b>789</b>	<b>.357</b>	<b>211</b>	<b>39</b>	<b>512</b>	<b>22</b>	<b>.327</b>	<b>16/27</b>

Player	FRA	W-L	G/GS	CG	SHO	SV	IP	H	R	ER	BB	SO	2B	3B	HR	BF	Avg	WP	HB	KB
John Powell	2.22	5-4	16/15	1	1/1	1	89.1	77	28	22	22	130	15	0	6	342	.225	7	4	0
Jason LeBoeuf	3.02	4-2	22/3	0	0/0	1	56.2	52	25	19	19	52	13	0	3	214	.243	1	5	0
Kevin Humphreys	3.66	12-4	23/21	3	0/0	1	142.2	137	69	58	42	85	24	1	9	551	.249	4	6	0
Chris Morrison	4.17	9-2	19/15	0	0/1	0	105.2	109	53	49	34	74	23	6	4	416	.262	7	6	1
Ryan Halla	4.22	9-5	33/7	0	0/1	7	98.0	94	57	46	39	108	12	2	9	376	.250	6	8	0
Todd Gober	3.09	0-1	7/0	0	0/0	1	11.2	7	5	4	8	11	1	1	1	40	.175	0	1	1
Shawn McNally	4.70	2-1	14/1	0	0/1	1	15.1	17	12	8	15	13	5	0	0	59	.288	4	0	1
Lance Tolbert	6.04	0-1	12/3	0	0/0	1	22.1	30	18	15	8	20	7	0	0	97	.309	4	4	0
Michael McKenna	6.55	2-0	13/0	0	0/0	0	22.0	25	17	16	20	15	3	1	0	85	.294	5	5	0
Troy Koxaz	9.95	0-1	5/0	0	0/0	1	6.1	10	7	7	4	4	2	1	2	27	.370	0	0	1
<b>TOTALS</b>	<b>3.85</b>	<b>43-21</b>	<b>65/65</b>	<b>4</b>	<b>3/2</b>	<b>14</b>	<b>570.0</b>	<b>558</b>	<b>291</b>	<b>244</b>	<b>211</b>	<b>512</b>	<b>105</b>	<b>12</b>	<b>34</b>	<b>2207</b>	<b>.253</b>	<b>38</b>	<b>39</b>	<b>3</b>
<b>OPPONENTS</b>	<b>6.53</b>	<b>21-43</b>	<b>65/65</b>	<b>5</b>	<b>2/0</b>	<b>11</b>	<b>553.0</b>	<b>744</b>	<b>503</b>	<b>401</b>	<b>308</b>	<b>379</b>	<b>133</b>	<b>21</b>	<b>42</b>	<b>2327</b>	<b>.320</b>	<b>66</b>	<b>48</b>	<b>2</b>

4/19	MERCER	3-4	L
4/20	MERCER	7-6	W
4/22	* MISS. STATE [10]	1-4	L
4/23	* MISSISSIPPI STATE	19-5	W
4/24	* MISSISSIPPI STATE	4-2	W
4/26	at UAB	7-2	W
4/27	SAMFORD	9-8	W
4/29	* at Ole Miss	0-2	L
4/30	* at Ole Miss	3-8	L
5/1	* at Ole Miss	5-3	W
5/2	Troy State (M)	3-6	L
5/4	Alabama (M)	8-7	W
5/6	* LSU [10]	6-13	L
5/7	* LSU	3-4	L
5/8	* LSU	3-4	L
5/10	RADFORD7	4-2	W
5/10	RADFORD7	7-3	W
5/11	UAB	9-3	W
5/12	* Alabama (H)	5-6	L
5/13	* at Alabama	5-4	W
5/14	* at Alabama	6-3	W
5/19	# Arkansas [17]	3-1	W
5/20	# Mississippi State	2-1	W
5/21	* LSU	2-3	L
5/21	* Mississippi State	9-5	W
5/22	* LSU	4-5	L
5/26	! Virginia Tech	7-0	W
5/27	! Old Dominion [10]	11-8	W
5/28	! at Clemson	11-5	W
5/29	! Notre Dame	8-0	W
6/4	S Oklahoma	4-5	L
6/6	S Miami Fla.	5-7	L

@ Winn-Dixie (New Orleans, LA-2nd)  
# SEC West Tm. (Oxford, MS-2nd)  
! East Regional (Clemson, SC-1st)  
S CMS (Omaha, NE-7th)

**•SEC WEST CHAMPIONS•**  
**•MIDWEST II REGIONAL•**

Date	Opponent	Score	W/L
2/18	LOUISVILLE	6-3	W
2/19	LOUISVILLE	9-2	W
2/19	B'HAM-SOU. [10]	6-7	L
2/22	at Samford [10]	3-4	L
2/25	@Ohio State	9-5	W
2/26	@at South Alabama	9-6	W
3/1	TROY STATE	11-7	W
3/2	at UAB	9-6	W
3/4	MIDDLE TENN. ST.	12-2	W
3/6	UNC-GREENSBORO	9-1	W
3/7	UNC-GREENSBORO	5-2	W
3/7	WINTHROP	1-11	L
3/8	UNC-GREENSBORO	7-6	W
3/10	WINTHROP	5-3	W
3/10	PENN STATE	9-2	W
3/11	PENN STATE	8-5	W
3/12	PENN STATE	14-0	W
3/17	EASTERN MICH.	19-3	W
3/18	EASTERN MICH.	11-4	W
3/19	EASTERN MICH.	7-4	W
3/22	at UAB	16-2	W
3/24	* at Georgia	5-4	W
3/25	* at Georgia	9-4	W
3/26	* at Georgia	2-0	W
3/28	SAMFORD	14-5	W
3/29	Alabama (Hvr)	6-1	W
3/31	* TENNESSEE	6-13	L
4/1	* TENNESSEE	5-1	W
4/2	* TENNESSEE	11-3	W
4/4	Alabama (H)	10-8	W
4/7	* at Vanderbilt	15-3	W
4/8	* at Vanderbilt	13-12	W

**1995 • 50-13, 19-8 SEC**  
**Head Coach: Hal Baird (1985-2000)**

Player	AVG	GP/S	AB	R	H	2B	3B	HR	RBI	TB	SLG	BB	SO	GDP	OB%	SH/SF	SB-AT
Shawn McNally	.396	46/46	187	39	74	10	1	6	44	104	.556	23	3	23	5	.465	2/2
Mark Bellhorn	.342	63/63	243	66	83	18	5	12	60	147	.605	57	2	52	6	.467	2/0
Jay Waggoner	.325	63/63	268	59	87	23	2	7	58	135	.504	28	3	25	8	.389	4/5
Mark Weeks	.317	59/59	227	37	72	20	1	2	39	100	.441	14	0	36	7	.350	5/6
Kevin Chabot	.317	63/63	218	52	69	24	0	12	66	129	.592	51	1	77	2	.446	1/0
Ken Key	.306	63/63	245	65	75	19	3	2	31	106	.433	32	7	44	4	.399	2/13
Kidby Clark	.301	60/58	206	36	62	11	2	4	38	89	.432	19	4	34	6	.368	2/2
Dallon Ruch	.297	57/46	175	31	52	16	1	3	47	79	.451	25	5	27	5	.392	4/1
Rob Macrory	.268	60/60	213	45	57	3	1	0	21	62	.291	36	8	26	6	.393	0/19
R. Whittenburg	.237	45/20	76	24	18	5	0	0	7	23	.303	19	3	15	3	.408	0/4
Josh Etheredge	.214	39/25	84	19	18	3	1	2	19	29	.345	14	2	30	3	.327	4/1
David Dews	.214	16/1	14	5	3	0	0	0	1	3	.214	1	1	5	0	.313	0/0
Brett Blalock	.200	11/0	5	2	1	0	0	0	0	1	.200	0	1	0	0	.200	0/1
Peter Kanakis	.167	19/0	12	0	2	0	0	0	3	2	.167	1	0	4	0	.231	0/1
Chad Stelmok	.000	2/0	1	0	0	0	0	0	1	0	.000	0	0	0	0	.000	1/0
<b>TOTALS</b>	<b>.310</b>	<b>63/63</b>	<b>2174</b>	<b>480</b>	<b>673</b>	<b>152</b>	<b>17</b>	<b>50</b>	<b>435</b>	<b>1009</b>	<b>.464</b>	<b>320</b>	<b>39</b>	<b>399</b>	<b>55</b>	<b>.403</b>	<b>27/55</b>
<b>OPPONENTS</b>	<b>.249</b>	<b>63/63</b>	<b>2169</b>	<b>276</b>	<b>541</b>	<b>95</b>	<b>12</b>	<b>37</b>	<b>248</b>	<b>771</b>	<b>.355</b>	<b>169</b>	<b>36</b>	<b>448</b>	<b>49</b>	<b>.311</b>	<b>21/24</b>

Player	FRA	W-L	G/GS	CG	SHO	SV	IP	H	R	ER	BB	SO	2B	3B	HR	BF	Avg	WP	HB	KB
Chris Morrison	2.70	12-2	19/17	4	0/1	0	116.2	108	56	35	15	75	20	1	6	453	.238	8	6	0
Ryan Halla	3.07	16-3	24/24	3	0/1	0	146.2	122	57	50	47	148	22	3	6	540	.226	13	5	1
Kevin Humphreys	3.75	9-2	18/12	0	0/0	0	93.2	106	55	39	24	54	16	3	7	375	.283	5	8	1
Bryan Hebson	5.69	7-1	13/8	0	0/0															



YEAR-BY-YEAR RESULTS & TEAM STATS

Table with columns: Date, Opponent, Score, W/L. Lists game results from 2/9 to 4/6.

1996 • 37-24, 12-18 SEC. Head Coach: Hal Baird (1985-2000). Player stats table with columns: Player, AVG, GP/S, AB, R, H, 2B, 3B, HR, RBI, TB, SLG, BB, HB, SO, GDP, ORB%, SH/SF, SB-AT.

Summary statistics for 1996 season, including totals for runs, hits, errors, and fielding percentages.

•COLLEGE WORLD SERIES• •EAST REGIONAL CHAMPIONS•. Table with columns: Date, Opponent, Score, W/L. Lists tournament results from 2/7 to 4/5.

1997 • 50-17, 17-12 SEC. Head Coach: Hal Baird (1985-2000). Player stats table with columns: Player, AVG, GP/S, AB, R, H, 2B, 3B, HR, RBI, TB, SLG, BB, HB, SO, GDP, ORB%, SH/SF, SB-AT.

Summary statistics for 1997 season, including totals for runs, hits, errors, and fielding percentages.







# YEAR-BY-YEAR RESULTS & TEAM STATS

**•SEC TOURNAMENT CHAMPIONS•**  
**•ATLANTIC II REGIONAL•**

Date	Opponent	Score	W/L
2/7	+ South Florida	3-4	L
2/7	+ Central Florida	4-0	W
2/8	+ Clemson	4-9	W
2/10	WINTHROP	9-5	W
2/13	VCU	12-3	W
2/14	VCU	4-1	W
2/15	VCU	13-4	W
2/20	UNC-CHARLOTTE	13-9	W
2/21	UNC-CHARLOTTE	23-5	W
2/24	FLORIDA ATLANTIC	12-6	W
2/25	FLORIDA ATLANTIC	8-1	W
2/26	@ Samford	7-4	W
2/28	APPALACHIAN STATE	6-2	W
3/1	APPALACHIAN STATE	13-3	W
3/3	DAVIDSON	20-7	W
3/4	DAVIDSON	12-0	W
3/6	* at Ole Miss [10]	5-6	L
3/8	* at Ole Miss [8]	7-5	W
3/10	RADFORD	19-3	W
3/11	RADFORD	12-1	W
3/13	* LSU [12]	8-11	L
3/14	* LSU	14-7	W
3/15	* LSU	15-8	W
3/20	* at Georgia	7-5	W
3/21	* at Georgia	9-4	W
3/22	* at Georgia	19-5	W
3/24	UAB	4-3	W
3/27	* SOUTH CAROLINA	2-6	L
3/28	* SOUTH CAROLINA	6-7	L
3/29	* SOUTH CAROLINA [10]	6-11	L
4/1	at UAB	8-4	W
4/3	* VANDERBILT	12-1	W

**1998 • 46-18, 16-12 SEC**  
**Head Coach: Hal Baird (1985-2000)**

Player	AVG	GP/S	AB	R	H	2B	3B	HR	RBI	TB	SLG	BB	SO	GDP	OB%	SH/SE	SB-AT
Scott Proff	.407	64/64	258	82	105	21	6	11	59	171	.663	51	2	41	2	.503	3/3
Todd Faulkner	.382	55/51	220	53	84	14	1	20	65	160	.727	17	0	40	7	.424	1/0
Heath Kelly	.374	63/63	238	62	89	17	4	6	57	132	.555	30	6	48	1	.453	2/8
Chad Wandall	.350	64/63	237	60	83	23	1	6	46	126	.532	32	5	44	2	.429	6/3
Josh Etheredge	.340	63/63	247	71	84	19	1	21	90	168	.680	44	5	62	6	.445	3/0
Jamie Kersh	.333	52/52	198	46	66	14	3	5	46	101	.510	33	3	39	4	.429	4/1
Casey Dunn	.320	64/64	275	61	88	18	0	10	67	136	.495	24	2	27	14	.368	9/0
Hayden Gliemmo	.319	40/39	141	37	45	8	0	3	22	62	.440	18	2	21	6	.404	0/2
Dominic Rich	.317	64/64	249	67	79	14	2	5	54	112	.450	55	9	36	5	.448	6/2
Malion Kent	.308	48/48	107	23	33	8	1	0	15	43	.402	14	1	21	1	.390	1/5
Derek Reif	.271	34/24	96	20	26	6	0	0	15	32	.333	18	5	12	1	.405	2/2
Paul Turco	.176	18/2	17	4	3	2	0	0	3	5	.294	5	0	5	1	.364	0/0
Jonathan Benick	.129	17/6	31	4	4	1	0	0	2	5	.161	1	2	9	0	.206	0/0
Joseph Zanthos	.000	12/0	10	5	0	0	0	0	0	0	.000	4	1	3	0	.333	0/0
Sim Oliver	.000	1/0	0	0	0	0	0	0	0	0	.000	0	0	0	0	.000	0/0
<b>TOTALS</b>	<b>.340</b>	<b>64/64</b>	<b>2324</b>	<b>595</b>	<b>789</b>	<b>165</b>	<b>19</b>	<b>87</b>	<b>541</b>	<b>1253</b>	<b>.539</b>	<b>346</b>	<b>43</b>	<b>408</b>	<b>50</b>	<b>.428</b>	<b>37/26</b>
<b>OPPONENTS</b>	<b>.271</b>	<b>64/64</b>	<b>2224</b>	<b>342</b>	<b>603</b>	<b>125</b>	<b>9</b>	<b>72</b>	<b>322</b>	<b>962</b>	<b>.433</b>	<b>202</b>	<b>28</b>	<b>472</b>	<b>56</b>	<b>.337</b>	<b>16/19</b>

Player	FRA	W-L	G/S	CG	SHO	SV	IP	H	R	ER	BB	SO	2B	3B	HR	BF	Avg	WP	HB	BK
Colter Bean	3.56	4-3	29/0	0	0/2	7	65.2	63	36	26	22	57	15	0	4	252	.250	2	10	0
Brent Schoening	3.88	11-5	18/17	1	0/2	0	111.1	101	55	48	46	111	20	1	19	429	.235	5	3	0
Eric Wood	4.84	4-0	24/2	0	0/2	0	57.2	69	36	31	9	34	13	1	7	233	.296	3	1	0
Chris Boorcheck	4.94	8-2	20/9	0	0/2	1	54.2	59	32	30	28	44	9	0	6	217	.272	11	2	1
Hayden Gliemmo	4.94	13-3	21/19	2	0/1	0	118.1	125	72	65	43	104	22	3	19	465	.269	11	6	0
Kevin Knorst	5.76	5-4	19/15	0	0/1	0	79.2	93	60	51	33	61	27	2	7	325	.286	4	2	1
Heath Kelly	0.00	0-0	3/1	0	0/1	0	5.0	4	1	0	1	0	0	0	0	17	.235	0	1	0
Alex Merriatt	4.05	0-0	6/0	0	0/1	0	6.2	9	3	3	3	5	3	0	2	24	.375	0	0	0
J.D. Jackson	5.73	1-1	15/0	0	0/1	0	22.0	22	14	14	4	25	5	0	1	88	.250	2	1	0
George Jones	5.73	0-0	5/0	0	0/0	0	11.0	16	8	7	2	5	3	0	1	48	.333	1	0	0
Ellis McManus	6.52	0-0	11/1	0	0/0	0	19.1	26	15	14	9	16	5	2	3	82	.317	4	1	0
Jon Renfro	7.84	0-0	10/0	0	0/0	0	10.1	16	10	9	2	10	3	0	3	44	.364	2	1	0
<b>TOTALS</b>	<b>4.74</b>	<b>46-18</b>	<b>64/64</b>	<b>3</b>	<b>4/4</b>	<b>8</b>	<b>561.2</b>	<b>603</b>	<b>342</b>	<b>296</b>	<b>202</b>	<b>472</b>	<b>125</b>	<b>9</b>	<b>72</b>	<b>2224</b>	<b>.271</b>	<b>45</b>	<b>28</b>	<b>2</b>
<b>OPPONENTS</b>	<b>8.50</b>	<b>18-46</b>	<b>64/64</b>	<b>1</b>	<b>1/1</b>	<b>6</b>	<b>541.0</b>	<b>789</b>	<b>595</b>	<b>511</b>	<b>346</b>	<b>408</b>	<b>165</b>	<b>19</b>	<b>87</b>	<b>2324</b>	<b>.340</b>	<b>68</b>	<b>43</b>	<b>2</b>

4/4	* VANDERBILT	8-6	W
4/5	* VANDERBILT	8-0	W
4/7	VM7	19-7	W
4/10	* at Arkansas	11-2	W
4/11	* at Arkansas	6-5	W
4/12	* at Arkansas	2-4	L
4/17	* MISSISSIPPI STATE	4-13	L
4/18	* MISSISSIPPI STATE	0-8	L
4/21	MERCER	9-6	W
4/22	SAMFORD	12-2	W
4/24	* at Tennessee	1-5	L
4/25	* at Tennessee	22-8	W
4/26	* at Tennessee	11-8	W
4/29	MERCER	4-5	L
5/1	* KENTUCKY	7-10	L
5/2	* KENTUCKY	14-3	W
5/3	* KENTUCKY	15-2	W
5/5	Troy State (M)	10-0	W
5/6	SAMFORD	10-6	W
5/8	* at Alabama	7-9	L
5/9	* at Alabama [8]	15-4	W
5/10	* at Alabama	4-10	L
5/13	# Alabama	11-8	W
5/14	# Florida	6-4	W
5/16	# Alabama	3-4	L
5/16	# Alabama	9-1	W
5/17	# Arkansas	7-5	W
5/21	! Rutgers	15-7	L
5/22	! Liberty	3-2	W
5/23	! Rutgers	7-4	W
5/23	! Oklahoma	9-8	W
5/24	! at Florida State	10-16	L

+ Olive Garden Classic (Kissimmee, FL)  
# SEC Tour. (Columbus, GA)  
! East Regional (Tallahassee, FL)

**•AUBURN REGIONAL CHAMPIONS•**  
**•TALLAHASSEE SUPER REGIONAL•**

Date	Opponent	Score	W/L
1/29	+ Georgia Tech	17-12	W
1/30	+ Virginia	11-2	W
1/31	+ Maryland	15-0	W
2/6	UNC ASHEVILLE	7-1	W
2/7	UNC ASHEVILLE	19-12	W
2/8	UNC ASHEVILLE	7-5	W
2/13	@ Samford	7-4	W
2/16	TROY STATE	5-12	L
2/19	M. TENNESSEE ST.	8-2	W
2/20	M. TENNESSEE ST.	2-5	L
2/21	M. TENNESSEE ST.	7-3	W
2/24	MINNESOTA	9-5	W
2/26	RADFORD	8-3	W
2/27	RADFORD	7-5	W
2/28	RADFORD	15-0	W
3/2	DAVIDSON7	16-0	W
3/3	DAVIDSON7	16-2	W
3/5	@ Wake Forest	7-3	W
3/6	@ West Virginia	13-4	W
3/7	@ Northwestern	6-2	W
3/9	VCU	7-2	W
3/10	VCU	12-4	W
3/12	* ARKANSAS	11-4	W
3/13	* ARKANSAS	9-20	L
3/14	* ARKANSAS	13-12	W
3/19	* at Vanderbilt	4-2	W
3/20	* at Vanderbilt [11]	6-5	W
3/21	* at Vanderbilt	8-2	W
3/26	* ALABAMA	15-4	W
3/27	* ALABAMA	10-2	W
3/28	* ALABAMA	4-10	L
4/2	* at Mississippi St.	3-13	L
4/3	* at Mississippi St.	2-16	L

**1999 • 46-19, 18-12 SEC**  
**Head Coach: Hal Baird (1985-2000)**

Player	AVG	GP/S	AB	R	H	2B	3B	HR	RBI	TB	SLG	BB	SO	GDP	OB%	SH/SE	SB-AT	
Malion Kent	.379	65/65	269	79	102	16	3	2	45	130	.483	27	5	27	3	.439	4/12	
Casey Dunn	.379	65/65	269	70	102	19	1	16	86	171	.636	33	4	26	5	.446	6/1	
Gabe Gross	.363	64/64	245	50	89	23	3	7	65	139	.567	29	4	27	6	.430	6/1	
Hayden Gliemmo	.346	61/60	205	39	71	8	3	1	37	88	.429	31	3	27	2	.438	1/7	
Jamie Kersh	.341	64/64	255	57	87	23	0	11	59	143	.561	37	3	56	7	.423	5/1	
Dominic Rich	.320	65/65	266	68	85	15	3	2	47	112	.421	55	4	37	5	.440	2/7	
Derek Reif	.308	45/27	117	20	36	11	2	1	23	54	.462	14	0	21	2	.376	2/0	
Chad Wandall	.303	65/65	244	58	74	17	2	2	49	101	.414	37	2	47	4	.388	8/4	
Todd Faulkner	.281	65/64	249	53	70	20	2	6	50	112	.450	29	9	47	13	.371	4/1	
John Tyler	.279	45/40	122	31	34	1	0	1	23	38	.311	18	12	28	0	.418	1/8	
Kevin Dees	.500	4/0	2	1	1	0	0	0	0	0	1	.500	1	0	1	0	.667	0/0
Andrew Slater	.313	9/3	16	2	5	1	0	0	0	0	6	.375	2	0	0	0	.389	0/0
Lynn Shoop	.250	16/0	8	3	2	0	0	0	0	1	2	.250	3	0	3	0	.455	0/0
Tucker Dearth	.217	31/2	23	6	5	2	0	0	4	7	.304	3	1	8	0	.321	1/2	
Collin Holder	.188	16/3	16	7	3	1	1	1	6	9	.563	5	0	6	0	.381	0/1	
Joseph Zanthos	.188	13/1	16	2	3	0	0	0	3	188	0	1	7	0	.235	0/0		
Kevin Knorst	.000	1/0	1	0	0	0	0	0	0	0	.000	0	0	0	0	.000	0/0	
Paul Turco	.000	1/0	0	0	0	0	0	0	0	0	.000	0	0	0	0	.000	0/0	
<b>TOTALS</b>	<b>.331</b>	<b>65/65</b>	<b>2323</b>	<b>546</b>	<b>769</b>	<b>157</b>	<b>20</b>	<b>50</b>	<b>495</b>	<b>1116</b>	<b>.480</b>	<b>324</b>	<b>48</b>	<b>368</b>	<b>47</b>	<b>.417</b>	<b>40/45</b>	
<b>OPPONENTS</b>	<b>.276</b>	<b>65/65</b>	<b>2301</b>	<b>380</b>	<b>634</b>	<b>109</b>	<b>8</b>	<b>65</b>	<b>343</b>	<b>954</b>	<b>.415</b>	<b>206</b>	<b>37</b>	<b>554</b>	<b>27</b>	<b>.342</b>	<b>21/19</b>	

Player	FRA	W-L	G
--------	-----	-----	---



YEAR-BY-YEAR RESULTS & TEAM STATS

Table with columns: Date, Opponent, Score, W/L. Rows include games from 2/5 to 3/31 against various opponents like Winthrop, Furman, and LSU.

2000 • 41-20, 17-13 SEC. Head Coach: Hal Baird (1985-2000). Player stats table with columns: Player, AVG, GP/S, AB, R, H, 2B, 3B, HR, RBI, TB, SLG, BB, HB, SO, GDP, ORB%, SH/SF, SB-AT.

Game results and team stats for 2000, including dates, opponents, scores, and W/L records.

Table with columns: Date, Opponent, Score, W/L. Rows include games from 2/2 to 4/8 against various opponents like W. Carolina, Mercer, and Tennessee.

2001 • 37-21, 15-15 SEC. Head Coach: Steve Renfro (2001-2004). Player stats table with columns: Player, AVG, GP/S, AB, R, H, 2B, 3B, HR, RBI, TB, SLG, BB, HB, SO, GDP, ORB%, SH/SF, SB-AT.

Game results and team stats for 2001, including dates, opponents, scores, and W/L records.







# YEAR-BY-YEAR RESULTS & TEAM STATS

•TUSCALOOSA REGIONAL•				
Date	Opponent	Score	W/L	
2/8	VCU	11-3	W	
2/9	VCU	9-4	W	
2/10	VCU	8-2	W	
2/12	SAMFORD	2-5	L	
2/15	MARSHALL	11-5	W	
2/16	MARSHALL	21-4	W	
2/17	MARSHALL	15-6	W	
2/19	TROY STATE	13-0	W	
2/22	at Clemson	4-7	L	
2/23	at Clemson	5-8	L	
2/24	at Clemson	5-6	L	
3/1	MURRAY STATE	5-3	W	
3/2	MURRAY STATE	9-0	W	
3/3	MURRAY STATE 7	12-2	W	
3/5	at UAB	13-1	W	
3/6	at Samford	6-4	W	
3/8	NORTH CAROLINA	6-5	W	
3/9	NORTH CAROLINA	7-5	W	
3/10	NORTH CAROLINA	11-5	W	
3/15	* KENTUCKY	1-3	L	
3/16	* KENTUCKY	4-3	W	
3/17	* KENTUCKY	5-0	W	
3/19	UAB	9-2	W	
3/22	* at Tennessee	3-0	W	
3/23	* at Tennessee	2-5	L	
3/24	* at Tennessee	8-1	W	
3/29	* at Florida	8-3	W	
3/30	* at Florida	5-9	L	
3/31	* at Florida	1-6	L	
4/2	MERCER	3-2	W	
4/3	at South Alabama	6-1	W	
4/5	* LSU	4-9	L	
4/6	* LSU	11-3	W	
4/7	* LSU	5-9	L	
4/9	GEORGIA TECH	5-9	L	
4/12	* at Ole Miss	10-3	W	

**2002 • 34-26, 15-15 SEC**  
Head Coach: Steve Renfro (2001-2004)

Player	AVG	GP/S	AB	R	H	2B	3B	HR	RBI	TB	SLG	BB	SO	GDP	OB%	SH/IF	SB-AT			
Janon Moran	.365	60/60	266	59	97	11	3	3	41	123	.462	9	3	21	.4	.391	1/2	18-22		
Bobby Huddleston	.355	54/54	203	46	72	21	0	11	49	126	.421	22	7	19	.5	.428	4/0	0-0		
Mike Mueller	.346	27/25	81	10	28	8	0	4	22	48	.593	14	1	25	0	.443	1/0	0-0		
Tug Hulett	.308	57/56	201	44	62	16	1	0	31	80	.398	26	4	31	.4	.393	3/4	5-6		
Trent Pratt	.308	58/56	221	38	68	18	0	8	54	110	.498	23	4	34	.6	.380	2/0	2-2		
Jonathan Schuerholz	.302	59/49	192	49	58	6	0	0	17	64	.333	29	7	26	.3	.412	0/3	19-22		
Scott Schade	.296	59/55	213	31	63	14	0	7	48	98	.460	17	4	48	.4	.351	5/2	0-0		
Sean Gamble	.276	58/49	203	38	56	7	2	3	31	76	.374	14	6	33	.2	.336	3/8	2-2		
Doug Vines	.273	50/37	150	20	41	6	0	1	18	50	.333	16	3	29	.3	.353	1/2	9-10		
Chuck Jeroloman	.246	60/55	187	30	46	10	1	1	18	61	.326	20	0	42	.3	.317	1/19	0-0		
Matt Grooms	.243	28/20	74	11	18	3	0	1	11	24	.324	9	1	10	1	.326	2/0	1-1		
Josh Todd	.238	26/22	80	12	19	4	0	2	14	29	.363	8	0	23	.2	.300	2/3	0-0		
Kyle Bohm	.385	11/1	13	0	5	1	0	0	0	6	.462	4	0	1	1	.529	0/0	0-0		
Lance Reynolds	.333	7/1	6	2	2	2	0	0	0	4	.667	0	1	3	0	.429	0/0	0-0		
Trent Wilson	.273	15/0	11	4	3	1	0	0	1	4	.364	0	0	4	0	.273	0/0	0-0		
John Tyler	.083	20/0	12	4	1	0	0	0	2	1	.083	3	0	4	0	.267	0/0	0-0		
Sean Jones	.000	1/0	1	0	0	0	0	0	0	0	.000	0	0	1	0	.000	0/0	0-0		
Eric Brandon	.000	1/1	1	0	0	0	0	0	0	0	.000	0	0	1	0	.000	0/0	0-0		
Steven Register	.000	1/0	1	0	0	0	0	0	0	0	.000	0	0	1	0	.000	0/0	0-0		
Josh Boyd	.000	3/0	0	1	0	0	0	0	0	0	.000	1	0	0	0	1.000	0/0	0-0		
<b>TOTALS</b>	<b>.302</b>	<b>60/60</b>	<b>2116</b>	<b>399</b>	<b>639</b>	<b>128</b>	<b>7</b>	<b>41</b>	<b>357</b>	<b>904</b>	<b>.427</b>	<b>215</b>	<b>41</b>	<b>356</b>	<b>.38</b>	<b>.373</b>	<b>25/43</b>	<b>56-66</b>		
<b>OPPONENTS</b>	<b>.277</b>	<b>60/60</b>	<b>2038</b>	<b>324</b>	<b>564</b>	<b>120</b>	<b>14</b>	<b>53</b>	<b>296</b>	<b>871</b>	<b>.427</b>	<b>165</b>	<b>47</b>	<b>361</b>	<b>.45</b>	<b>.342</b>	<b>20/28</b>	<b>49-65</b>		
Player	FRA	W-L	G/GS	CG	SHO	SV	IP	H	R	ER	BB	SO	2B	3B	HR	BF	Avg	WP	HB	BK
Mike Mueller	3.00	2-2	17/4	0	0/0	0	30.0	24	14	10	17	20	5	0	3	105	.229	2	4	0
Steven Register	3.00	5-0	16/0	0	0/1	1	21.0	24	13	7	6	26	6	0	0	88	.273	1	5	0
Arnold Hughley	3.91	2-3	23/4	0	0/0	1	48.1	50	24	21	11	28	14	2	1	185	.270	1	3	2
Andrew Skinner	4.19	1-1	21/1	0	0/1	0	34.1	36	22	16	18	27	5	3	4	133	.271	5	3	0
Leviale Speigner	4.92	7-6	20/17	1	1/0	0	104.1	118	65	57	17	61	18	1	18	409	.289	0	3	0
Colby Paxton	5.25	8-6	17/17	3	1/0	0	96.0	101	59	56	32	46	25	3	8	364	.277	7	9	4
Eric Brandon	5.77	3-3	22/14	0	0/0	4	83.2	90	52	49	16	55	10	3	9	329	.274	3	13	1
Cory Duest	6.23	3-2	25/2	0	0/0	4	43.1	57	35	30	12	36	19	0	8	182	.313	5	4	1
Ken Clayton	7.46	1-3	23/0	0	0/1	2	25.1	25	21	21	16	41	10	0	1	99	.253	4	2	0
Brandon Channell	0.00	0-0	3/0	0	0/0	0	1.1	1	0	0	0	0	0	0	0	5	.200	0	0	0
Reid Price	1.88	0-0	12/1	0	0/0	0	14.1	11	4	3	10	7	2	1	0	49	.224	0	0	0
Lee Carter	2.77	1-0	11/0	0	0/1	0	13.0	10	5	4	4	5	1	0	0	47	.213	0	0	0
Kyle Hudlow	7.71	0-0	2/0	0	0/0	0	2.1	2	2	2	3	3	0	0	1	8	.250	1	0	0
Sean Jones	7.88	1-0	7/0	0	0/0	0	8.0	15	8	7	3	6	5	1	0	35	.429	0	0	1
<b>TOTALS</b>	<b>4.85</b>	<b>34-26</b>	<b>60/60</b>	<b>5</b>	<b>4/1</b>	<b>9</b>	<b>525.1</b>	<b>564</b>	<b>324</b>	<b>283</b>	<b>165</b>	<b>361</b>	<b>120</b>	<b>14</b>	<b>53</b>	<b>2038</b>	<b>.277</b>	<b>29</b>	<b>47</b>	<b>9</b>
<b>OPPONENTS</b>	<b>5.43</b>	<b>26-34</b>	<b>60/60</b>	<b>3</b>	<b>1/1</b>	<b>11</b>	<b>519.0</b>	<b>639</b>	<b>399</b>	<b>313</b>	<b>215</b>	<b>356</b>	<b>128</b>	<b>7</b>	<b>41</b>	<b>2116</b>	<b>.302</b>	<b>45</b>	<b>41</b>	<b>18</b>

4/13	* at Ole Miss	1-2	L
4/14	* at Ole Miss	2-10	L
4/16	* at Georgia Tech	4-10	L
4/19	* MISS. STATE	7-5	W
4/20	* MISS. STATE	1-12	L
4/21	* MISS. STATE	19-7	W
4/26	* at Alabama	6-8	L
4/27	* at Alabama	5-6	L
4/28	* at Alabama	0-7	L
4/30	Troy State (M)	6-11	L
5/3	* VANDERBILT	6-5	W
5/4	* VANDERBILT	6-5	W
5/5	* VANDERBILT [10]	7-6	W
5/10	* GEORGIA	10-9	W
5/11	* GEORGIA [11]	9-10	L
5/12	* GEORGIA	8-7	W
5/14	SOUTH ALABAMA	6-4	W
5/17	* at Arkansas	5-18	L
5/18	* at Arkansas [10]	7-3	W
5/19	* at Arkansas	1-4	L
5/22	# LSU	1-2	L
5/23	# Arkansas	5-8	L
5/31	! Florida Atlantic	11-16	L
6/1	! at Alabama	3-6	L

# SEC Tournament (Hoover, AL-17th)  
! NCAA Regional (Tuscaloosa, AL-4th)

•AUBURN REGIONAL•				
Date	Opponent	Score	W/L	
2/7	VCU	5-4	W	
2/8	VCU	2-5	L	
2/9	VCU	5-0	W	
2/11	SAMFORD	10-1	W	
2/14	VIRGINIA	14-13	W	
2/15	VIRGINIA	5-3	W	
2/16	VIRGINIA	7-5	W	
2/18	SOUTH ALABAMA	3-17	L	
2/22	CLEMSON	8-1	W	
2/22	CLEMSON	8-11	L	
2/23	CLEMSON	7-3	W	
2/25	TROY STATE	5-1	W	
2/28	ELON	11-1	W	
3/1	ELON	3-1	W	
3/2	ELON	7-1	W	
3/4	at Samford	11-2	W	
3/7	at North Carolina	8-7	W	
3/8	at North Carolina	7-3	W	
3/9	at North Carolina	13-5	W	
3/11	GEORGIA TECH	2-4	L	
3/15	* TENNESSEE	3-2	W	
3/15	* TENNESSEE	6-9	L	
3/16	* TENNESSEE	3-2	W	
3/18	at Georgia Tech	7-5	W	
3/21	* at Kentucky	14-10	W	
3/22	* at Kentucky	10-3	W	
3/23	* at Kentucky	10-3	W	
3/28	* at Georgia [13]	4-3	W	
3/29	* at Georgia	6-3	W	
3/30	* at Georgia	6-7	L	
4/2	Troy State (M)	13-2	W	
4/4	* ALABAMA	10-2	W	
4/5	* ALABAMA	2-3	L	

**2003 • 42-21, 18-12 SEC**  
Head Coach: Steve Renfro (2001-2004)

Player	AVG	GP/S	AB	R	H	2B	3B	HR	RBI	TB	SLG	BB	SO	GDP	OB%	SH/IF	SB-AT	
Tug Hulett	.373	63/63	249	52	93	25	2	2	39	128	.514	31	3	30	.6	.447	1/6	3-6
Janon Moran	.338	63/63	272	53	92	18	7	4	38	134	.500	11	4	35	.4	.372	1/4	26-31
Karl Aronite	.330	62/59	206	36	68	13	1	12	56	119	.578	33	4	35	.2	.427	3/0	0-1
Bobby Huddleston	.324	60/60	219	47	71	19	0	10	63	129	.589	31	8	33	.5	.418	5/0	1-1
Scott Schade	.310	63/63	239	40	74	17	3	2	35	103	.431	14	4	60	.3	.351	5/7	0-1
Sean Gamble	.300	61/61	243	47	73	8	3	3	33	96	.395	24	8	30	.5	.380	1/5	5-5
Clete Thomas	.297	63/63	256	41	76	10	4	2	27	100	.391	22	2	46	.2	.356	1/4	11-16
Josh Bell	.295	50/49	200	29	59	15	0	8	35	98	.490	11	2	47	.7	.338	0/0	1-1
Chuck Jeroloman	.224	62/62	219	30	49	10	1	3	36	70	.320	21	1	56	.3	.291	3/5	2-2
Derek Sain	.277	20/9	47	4	13	3	0	0	5	16	.340	1	1	13	1	.300	1/0	0-0
Kyle Bohm	.250	28/9	44	5	11	0	0	0	1	2	.318	2	3	9	1	.327	0/2	0-0
Josh Todd	.208	42/3	24	6	5	0	0	0	1	5	.208	2	2	8	0	.321	0/1	1-2
Doug Vines	.115	29/3																



YEAR-BY-YEAR RESULTS & TEAM STATS

Table with columns: Date, Opponent, Score, W/L. Lists game results from 2/13 to 4/13.

2004 • 32-24, 12-18 SEC Head Coach: Steve Renfroe (2001-2004). Player and Opponents statistics table.

Table with columns: Date, Opponent, Score, W/L. Lists game results from 4/16 to 5/23.

•TALLAHASSEE REGIONAL• Table with columns: Date, Opponent, Score, W/L. Lists regional game results from 2/4 to 4/8.

2005 • 34-26, 13-17 SEC Head Coach: Tom Slatter (2005-2008). Player and Opponents statistics table.

Table with columns: Date, Opponent, Score, W/L. Lists game results from 4/9 to 6/5.

! NCAA Tournament (Tallahassee, FL - 2nd)







# YEAR-BY-YEAR RESULTS & TEAM STATS

Date	Opponent	Score	W/L
2/3	VMI	7-0	W
2/4	VMI	5-8	L
2/5	VMI	8-10	L
2/10	#6 FLORIDA STATE	5-2	W
2/11	#6 FLORIDA STATE	3-8	L
2/17	HOFSTRA [10]	9-8	W
2/18	HOFSTRA	8-3	W
2/19	HOFSTRA	5-2	W
2/21	TROY [10]	5-4	W
2/24	ELON	2-10	L
2/26	ELON	2-3	L
2/26	ELON	13-3	W
2/28	DAVIDSON	8-6	W
3/3	at #17 Arizona State	2-14	L
3/4	at #17 Arizona State	3-12	L
3/5	at #17 Arizona State	1-8	L
3/10	BIRMINGHAM SOUTH.	1-6	L
3/11	BIRMINGHAM SOUTH.	4-2	W
3/12	BIRMINGHAM SOUTH.	1-7	L
3/14	APPALACHIAN STATE	7-2	W
3/17	* #9 SO. CAROLINA [12]	8-2	L
3/18	* #9 SOUTH CAROLINA	3-7	L
3/19	* #9 SOUTH CAROLINA	7-1	W
3/21	SAMFORD	6-4	W
3/24	* at Vanderbilt	0-2	L
3/25	* at Vanderbilt	1-9	L
3/26	* at Vanderbilt	2-5	L
3/28	at Troy	7-12	L
3/31	* #20 KENTUCKY	7-8	L
4/1	* #20 KENTUCKY	5-1	W
4/2	* #20 KENTUCKY	12-6	W
4/4	vs. Samford (Hvr)	4-5	L
4/8	* at Ole Miss	2-14	L
4/8	* at Ole Miss	6-2	W
4/9	* at Ole Miss	1-12	L

**2006 • 22-34, 9-21 SEC**  
**Head Coach: Tom Slatter (2005-2008)**

Player	AVG	GP/S	AB	R	H	2B	3B	HR	RBI	TB	SLG	BB	SO	GDP	OB%	SH/SF	SB-AT
Mike Bianucci	.359	45/45	181	27	65	13	0	8	31	102	.564	9	6	47	1	.400	4/0
Tyler Johnstone	.332	56/56	229	43	76	10	1	1	29	91	.397	34	4	28	2	.424	2/5
Russell Dixon	.313	54/51	198	24	62	19	0	4	31	93	.470	14	7	40	2	.379	0/1
Andy Bennett	.287	55/55	209	24	60	14	0	6	48	92	.440	11	12	35	5	.353	3/1
Luke Greinke	.286	33/32	112	8	32	1	0	1	17	36	.321	9	2	16	1	.347	1/10
Josh Donaldson	.276	56/56	228	39	63	16	1	10	42	111	.487	15	5	41	9	.331	3/1
Justin Bristow	.255	53/53	196	22	50	8	0	0	13	58	.296	12	4	45	8	.310	1/1
Jeff Boutwell	.231	52/50	169	33	39	10	3	2	17	61	.361	21	8	39	2	.343	0/5
Bruce Edwards	.225	43/35	120	26	27	2	1	1	7	34	.283	17	8	28	1	.359	0/3
Jonathan Rasberry	.268	20/14	41	5	11	2	0	0	4	13	.317	4	1	6	1	.348	0/3
Ben Jones	.226	20/4	31	3	7	2	0	0	2	9	.290	3	0	8	0	.294	0/0
Josh Stapleton	.224	31/16	67	10	15	3	0	0	2	18	.269	6	1	11	2	.297	0/0
Derek Sain	.214	31/7	42	7	9	1	0	1	2	13	.310	5	1	14	1	.313	0/0
Ryan Jenkins	.200	14/6	25	1	5	1	0	0	2	6	.240	1	1	6	1	.259	0/1
Philip Stinger	.173	25/15	52	6	9	1	0	0	4	10	.192	6	1	17	2	.267	1/0
Ryan Stanley	.150	17/8	40	4	6	1	0	1	4	10	.250	4	0	13	1	.227	0/0
Garrett Maines	.000	4/1	5	1	0	0	0	0	0	0	.000	3	0	3	0	.375	0/0
Tyavis Coleman	.000	2/0	0	0	0	0	0	0	0	0	.000	0	0	0	0	.000	0/0
<b>TOTALS</b>	<b>.276</b>	<b>56/56</b>	<b>1945</b>	<b>283</b>	<b>536</b>	<b>104</b>	<b>6</b>	<b>35</b>	<b>255</b>	<b>757</b>	<b>.389</b>	<b>174</b>	<b>61</b>	<b>397</b>	<b>39</b>	<b>.351</b>	<b>15/31</b>
<b>OPPONENTS</b>	<b>.288</b>	<b>56/56</b>	<b>1952</b>	<b>354</b>	<b>562</b>	<b>122</b>	<b>14</b>	<b>40</b>	<b>315</b>	<b>832</b>	<b>.426</b>	<b>214</b>	<b>51</b>	<b>375</b>	<b>33</b>	<b>.369</b>	<b>23/33</b>

Player	FRA	W-L	G/GS	CG	SHO	SV	IP	H	R	ER	BB	SO	2B	3B	HR	BF	Avg	WP	HB	BK
Johnny Thompson	2.95	1-1	28/0	0	0/0	2	39.2	29	19	13	15	37	7	0	3	137	.212	3	3	1
Luke Greinke	3.76	0/0	17/1	0	0/1	6	26.1	30	17	11	9	17	7	2	2	110	.273	2	5	0
Evan Crawford	4.35	5-8	15/15	0	0/0	0	78.2	87	48	38	40	55	14	1	3	311	.280	5	3	3
Clarence Nicely	4.35	1-1	15/4	0	0/1	0	31.0	29	17	15	15	27	2	0	0	117	.248	2	4	1
Andy Bennett	4.91	3-1	21/0	0	0/0	0	47.2	52	27	26	17	40	14	1	3	184	.283	11	3	0
Paul Burnside	4.91	2-3	18/2	0	0/0	0	44.0	40	27	24	25	31	13	1	6	165	.242	4	5	1
Bryan Woodall	5.44	1-4	20/6	0	0/0	0	44.2	57	37	27	9	37	17	3	4	185	.308	3	4	1
Chris Dennis	6.36	3-7	15/4	0	0/1	0	63.2	74	57	45	35	39	17	4	6	246	.301	5	11	0
Brett Butts	6.40	3-6	15/13	0	0/0	0	64.2	90	59	46	25	42	17	2	9	276	.326	8	7	3
Peter Wiggins	6.44	3-3	25/1	0	0/0	1	43.1	55	38	31	20	41	12	0	4	171	.322	9	6	2
Andrew Hall	0.00	0/0	4/0	0	0/0	0	4.2	2	0	0	0	4	0	0	0	15	.133	0	0	0
Ted Bryant	5.40	0/0	4/0	0	0/0	0	3.1	8	3	2	0	3	1	0	0	18	.444	0	0	0
Brandon Teague	6.75	0/0	1/0	0	0/0	0	1.1	4	1	1	0	1	0	0	0	8	.500	0	0	0
Grant Cardwell	21.60	0/0	3/0	0	0/0	0	1.2	5	4	4	4	1	1	0	0	9	.556	2	0	0
<b>TOTALS</b>	<b>5.15</b>	<b>22-34</b>	<b>56/56</b>	<b>0</b>	<b>1/1</b>	<b>9</b>	<b>494.2</b>	<b>562</b>	<b>354</b>	<b>283</b>	<b>214</b>	<b>375</b>	<b>122</b>	<b>14</b>	<b>40</b>	<b>1952</b>	<b>.288</b>	<b>54</b>	<b>51</b>	<b>12</b>
<b>OPPONENTS</b>	<b>4.32</b>	<b>34-22</b>	<b>56/56</b>	<b>2</b>	<b>1/0</b>	<b>14</b>	<b>493.2</b>	<b>536</b>	<b>283</b>	<b>237</b>	<b>174</b>	<b>397</b>	<b>104</b>	<b>6</b>	<b>35</b>	<b>1945</b>	<b>.276</b>	<b>33</b>	<b>61</b>	<b>10</b>

4/11	at South Alabama	3-2	W
4/14	* #8 MISSISSIPPI STATE	9-4	W
4/15	* #8 MISSISSIPPI STATE	10-17	L
4/16	* #8 MISSISSIPPI STATE	7-3	W
4/19	vs. #29 Troy (M)	6-7	L
4/21	* at Florida	9-6	W
4/22	* at Florida	1-4	L
4/23	* at Florida	5-4	W
4/25	MERCER	18-1	W
4/28	* at #6 Alabama [10]	5-6	L
4/29	* at #6 Alabama	7-6	W
4/30	* at #6 Alabama	1-9	L
5/5	* #28 LSU	3-4	L
5/6	* #28 LSU	3-5	L
5/7	* #28 LSU	2-8	L
5/12	* #16 GEORGIA	7-10	L
5/13	* #16 GEORGIA	3-4	L
5/14	* #16 GEORGIA	4-9	L
5/18	* at #15 Arkansas	3-6	L
5/19	* at #15 Arkansas	5-10	L
5/20	* at #15 Arkansas	2-11	L

Date	Opponent	Score	W/L
2/9	HOFSTRA	17-0	W
2/10	HOFSTRA	11-7	W
2/11	HOFSTRA	10-5	W
2/14	LIPSCOMB [12]	3-4	L
2/16	UNC GREENSBORO	9-2	W
2/17	UNC GREENSBORO	4-2	W
2/18	UNC GREENSBORO	4-1	W
2/20	TROY	11-3	W
2/23	@ vs. Jacksonville	7-6	W
2/24	@ vs. Michigan State	11-6	W
2/25	@ at South Alabama	20-5	W
2/27	SAMFORD	4-1	W
3/2	#10 ARIZONA STATE	2-8	L
3/3	#10 ARIZONA STATE	11-8	W
3/4	#10 ARIZONA STATE	7-6	W
3/6	DAVIDSON	10-4	W
3/9	PURDUE	4-3	W
3/10	PURDUE	11-0	W
3/11	PURDUE	12-6	W
3/13	#30 VMI	3-7	L
3/14	#30 VMI	10-8	W
3/16	* at Georgia	3-4	L
3/17	* at Georgia	2-3	L
3/18	* at Georgia	2-6	L
3/23	* FLORIDA [10]	7-8	L
3/24	* FLORIDA	9-12	L
3/25	* FLORIDA	3-10	L
3/27	* at Mercer	5-1	W
3/30	* #13 OLE MISS	2-4	L
3/31	* #13 OLE MISS	4-7	L
4/1	* #13 OLE MISS	3-2	W
4/3	SOUTH ALABAMA	5-2	W
4/6	* at LSU	6-1	W
4/7	* at LSU	7-0	W
4/8	* at LSU	1-10	L

**2007 • 31-25, 10-20 SEC**  
**Head Coach: Tom Slatter (2005-2008)**

Player	AVG	GP/S	AB	R	H	2B	3B	HR	RBI	TB	SLG	BB	SO	GDP	OB%	SH/SF	SB-AT
Josh Donaldson	.349	55/55	215	63	75	19	0	11	54	127	.591	38	3	27	3	.444	5/1
Joseph Sanders	.333	45/36	132	29	44	14	0	3	33	67	.508	15	4	28	1	.406	4/3
Bruce Edwards	.328	52/50	201	53	66	5	2	0	19	75	.373	37	8	42	3	.448	2/5
Mike Bianucci	.326	47/46	175	46	57	11	1	14	51	112	.640	29	4	33	1	.427	3/2
Luke Greinke	.314	53/52	210	41	66	6	0	1	36	75	.357	26	6	33	4	.400	3/2
Andy Bennett	.297	42/32	128	20	38	8	0	1	26	49	.383	14	9	14	2	.396	3/1
Ross Smith	.288	52/51	184	27	53	12	1	2	23	73	.397	12	11	48	3	.364	2/0
Robert Brooks	.281	56/56	217	37	61	11	1	2	36	80	.369	17	16	47	3	.375	1/2
Dustin Sprull	.278	33/26	97	17	27	4	0	1	18	34	.351	13	1	23	1	.366	1/0
Eric Skinner	.203	45/39	133	19	27	7	1	1	21	39	.293	6	0	24	1	.234	2/13
Philip Stinger	.198	41/24	96	12	19	3	0	1	9	25	.260	10	1	25	2	.278	1/6
Ryan Jenkins	.319	27/14	69	9	22	1	0	1	8	26	.377	4	0	21	1	.356	0/0
Ben Jones	.279	35/10	61	7	17	1	0	0	7	18	.295	6	1	10	1	.343	2/2
Justin Bristow	.217	8/5	23	3	5	1	0	0	1	6	.261	1	0	7	2	.250	0/0
Ryan Stanley	.167	14/8	30	7	5	1	0	0	7	6	.200	5	0	10	2	.286	0/0
Josh Stapleton	.143	7/0	7	3	1	0	0	0	1	1	.143	1	1	2	0	.333	0/0
Tyavis Coleman	.000	5/0	0	2	0	0	0	0	0	0	.000	0	0	0	0	.000	0/0
<b>TOTALS</b>	<b>.295</b>	<b>56/56</b>	<b>1978</b>	<b>395</b>	<b>583</b>	<b>104</b>	<b>6</b>	<b>38</b>	<b>350</b>	<b>813</b>	<b>.411</b>	<b>234</b>	<b>65</b>	<b>394</b>	<b>30</b>	<b>.382</b>	<b>29/37</b>
<b>OPPONENTS</b>	<b>.275</b>	<b>5</b>															



YEAR-BY-YEAR RESULTS & TEAM STATS

Table with columns: Date, Opponent, Score, W/L. Rows include games from 2/22 to 4/11 against various opponents like East Tenn. State, Florida State, Davidson, etc.

2008 • 28-28, 11-19 SEC. Head Coach: Tom Slatter (2005-2008). Player stats table with columns: Player, AVG, GP/S, AB, R, H, 2B, 3B, HR, RBI, TB, SLG, BB, HB, SO, GDP, OBP%, SH/SF, SB-AT.

Continuation of 2008 season results with columns: Date, Opponent, Score, W/L. Rows include games from 4/12 to 5/17 against South Carolina, Alabama, etc.

Table with columns: Date, Opponent, Score, W/L. Rows include games from 2/20 to 4/12 against opponents like Elon, Lipscomb, Florida State, etc.

2009 • 31-25, 11-19 SEC. Head Coach: John Pawlowski (2009-13). Player stats table with columns: Player, AVG, GP/S, AB, R, H, 2B, 3B, HR, RBI, TB, SLG, BB, HB, SO, GDP, OBP%, SH/SF, SB-AT.

Continuation of 2009 season results with columns: Date, Opponent, Score, W/L. Rows include games from 4/14 to 5/16 against South Alabama, etc.







# YEAR-BY-YEAR RESULTS & TEAM STATS

**•SEC WEST CHAMPIONS•  
•AUBURN REGIONAL•**

Date	Opponent	Score	W/L
2/19	SE MISSOURI	8-13	L
2/20	SE MISSOURI (10)	9-8	W
2/21	SE MISSOURI	6-1	W
2/26	% BOSTON COLLEGE (10)	6-5	W
2/27	% MISSOURI	7-11	L
2/28	% FLORIDA ATLANTIC	17-4	W
3/3	DAVIDSON-1	7-6	W
3/3	DAVIDSON-2	7-6	W
3/5	MIAMI (OHIO)	14-9	W
3/6	MIAMI (OHIO)	13-5	W
3/7	MIAMI (OHIO)	5-4	W
3/12	at #2 Arizona State	8-9	L
3/13	at #2 Arizona State	7-16	L
3/14	at #2 Arizona State	3-8	L
3/16	ALABAMA A&M	11-1	W
3/17	ALABAMA A&M	18-0	W
3/19	* at Georgia	20-3	W
3/20	* at Georgia	4-3	W
3/21	* at Georgia	19-3	W
3/23	at Sanford	10-3	W
3/24	vs. Alabama (M)	8-6	W
3/26	* #14 S. CAROLINA	5-11	L
3/27	* #14 S. CAROLINA	0-2	L
3/28	* #14 S. CAROLINA	10-6	W
3/31	at Troy	4-5	L
4/2	* at #23 Alabama	5-10	L
4/3	* at #23 Alabama	5-6	L
4/4	* at #23 Alabama	7-1	W
4/6	GEORGIA STATE	22-7	W
4/7	SOUTH ALABAMA	6-2	W
4/9	* #3 LSU	10-14	L
4/10	* #3 LSU	11-7	W
4/11	* #3 LSU	6-5	W
4/14	NEW ORLEANS	13-1	W

**2010 • 43-21, 20-10 SEC  
Head Coach: John Pawlowski (2009-13)**

Player	AVG	GP/S	AB	R	H	2B	3B	HR	RBI	TB	SIG	BB	SO	GDP	OB%	SH/SE	SB-AT	
Hunter Morris	.386	64/64	272	66	105	18	5	23	76	202	.743	26	12	50	0	.455	4/1	6-8
Trent Mumme	.366	36/34	153	46	56	15	0	17	54	122	.797	15	4	18	5	.434	1/4	8-9
Ryan Jenkins	.365	53/48	178	36	65	14	0	7	38	100	.562	15	2	27	7	.418	1/7	2-5
Don Gamache	.365	57/52	189	51	69	15	1	8	37	110	.582	24	3	33	3	.442	1/5	7-9
Justin Froedjous	.358	55/46	193	52	69	8	1	3	33	88	.456	18	6	31	5	.417	6/10	14-21
Brian Fletcher	.357	61/61	252	62	90	17	1	22	75	175	.694	23	9	67	4	.427	2/0	4-7
Tony Caldwell	.349	57/49	189	42	66	8	0	10	41	104	.550	17	9	48	4	.414	7/6	6-10
Casey McElroy	.325	56/55	209	47	68	11	0	9	43	106	.507	28	5	28	10	.409	5/4	1-6
Justin Bryant	.323	33/26	99	27	32	4	1	5	32	53	.535	17	8	14	1	.452	2/5	0-1
Justin Hargett	.316	55/54	209	46	66	15	1	2	32	89	.426	16	8	49	0	.381	3/9	6-8
Kevin Patterson	.315	49/33	124	34	39	6	2	16	33	97	.782	21	2	40	3	.419	1/0	0-0
Creede Simpson	.308	49/35	159	42	49	11	2	5	31	79	.497	20	4	34	1	.395	2/4	6-8
Caleb Bowen	.529	23/2	17	3	9	0	0	1	5	12	.706	2	0	2	0	.579	0/0	0-0
Wes Gilmer	.341	50/16	82	22	28	3	0	0	13	37	.451	16	1	22	1	.441	3/3	1-2
Patrick Savage	.333	9/0	9	2	3	2	0	0	1	1	.889	1	0	2	2	.400	0/0	0-0
Mitchell Self	.286	15/0	7	5	2	1	0	0	4	3	.429	0	0	0	0	.286	0/0	0-0
Jordan Neese	.000	4/1	3	1	0	0	0	0	1	0	.000	2	0	0	0	.400	0/0	0-0
<b>TOTALS</b>	<b>.348</b>	<b>64/64</b>	<b>2344</b>	<b>584</b>	<b>816</b>	<b>148</b>	<b>14</b>	<b>131</b>	<b>549</b>	<b>1385</b>	<b>.591</b>	<b>261</b>	<b>73</b>	<b>465</b>	<b>46</b>	<b>.423</b>	<b>38/58</b>	<b>61-94</b>
<b>OPPONENTS</b>	<b>.278</b>	<b>64/64</b>	<b>2288</b>	<b>386</b>	<b>636</b>	<b>117</b>	<b>4</b>	<b>62</b>	<b>345</b>	<b>947</b>	<b>.414</b>	<b>220</b>	<b>58</b>	<b>484</b>	<b>38</b>	<b>.353</b>	<b>21/34</b>	<b>53-74</b>

Player	FRA	W-L	G/GS	CG	SHO	SV	IP	H	R	ER	BB	SO	2B	3B	HR	BF	Avg	WP	HB	KB
Austin Hubbard	2.44	6-2	26/0	0	0	10	48.0	44	22	13	23	60	7	0	2	184	.239	11	4	1
Grant Dayton	4.36	8-3	16/15	1	0	0	95.0	101	52	46	19	69	24	0	13	376	.269	1	6	1
Slade Smith	4.65	4-0	18/6	0	0	0	60.0	73	38	31	14	42	8	1	2	246	.297	7	8	0
Cole Nelson	5.64	6-3	18/15	1	0	0	68.2	76	46	43	30	67	16	0	6	275	.276	9	7	0
Cory Luckie	5.91	6-4	19/15	1	0	0	70.0	81	49	46	23	57	16	1	10	283	.286	3	5	1
Chris O'Neil	0.00	0-0	2/0	0	0	0	2.0	0	0	0	0	1	0	0	0	5	.000	1	1	0
Sean Ray	3.72	2-3	26/0	0	0	0	36.1	29	23	15	21	33	6	0	3	134	.216	2	2	0
Michael Hurst	4.20	2-1	18/0	0	0	2	30.0	30	18	14	13	30	6	0	1	122	.246	1	4	0
Dexter Price	4.39	3-0	5/5	0	0	0	26.2	33	15	13	9	14	3	0	1	106	.311	3	1	0
Garrett Bush	4.50	0-0	4/0	0	0	0	4.0	3	4	2	2	6	0	0	1	15	.200	2	1	0
Bradley Hendrix	5.35	4-2	22/0	0	0	1	33.2	48	29	20	14	28	7	0	5	144	.333	8	6	0
Zach Blatt	5.40	1-0	20/0	0	0	1	33.1	42	26	20	11	24	5	0	4	139	.302	1	7	0
Stephen Kahdenren	6.49	1-0	17/2	0	0	2	26.1	25	20	19	15	23	6	1	5	100	.250	0	3	0
Jon Luke Jacobs	7.22	0-3	10/6	0	0	0	33.2	42	34	27	23	24	8	0	8	136	.309	2	3	0
Ty Kelley	9.64	0-0	4/0	0	0	0	4.2	5	6	5	3	6	3	0	1	19	.263	3	0	0
Justin Bryant	99.00	0-0	1/0	0	0	0	0.0	4	4	4	4	0	7	1	0	4	1.000	1	0	0
<b>TOTALS</b>	<b>5.00</b>	<b>43-21</b>	<b>64/64</b>	<b>3</b>	<b>2</b>	<b>16</b>	<b>572.1</b>	<b>636</b>	<b>386</b>	<b>318</b>	<b>220</b>	<b>484</b>	<b>117</b>	<b>4</b>	<b>62</b>	<b>2288</b>	<b>.278</b>	<b>55</b>	<b>58</b>	<b>4</b>
<b>OPPONENTS</b>	<b>8.34</b>	<b>21-43</b>	<b>64/64</b>	<b>4</b>	<b>1</b>	<b>7</b>	<b>554.2</b>	<b>816</b>	<b>584</b>	<b>514</b>	<b>261</b>	<b>465</b>	<b>148</b>	<b>14</b>	<b>131</b>	<b>2344</b>	<b>.348</b>	<b>72</b>	<b>73</b>	<b>9</b>

4/16	* at #18 Vanderbilt	6-11	L
4/17	* at #18 Vanderbilt	12-2	W
4/18	* at #18 Vanderbilt	2-3	L
4/20	TROY	16-3	W
4/23	* KENTUCKY	13-6	W
4/24	* KENTUCKY	7-8	L
4/25	* KENTUCKY	6-5	W
4/27	SAMFORD	11-4	W
4/30	* at #7 Arkansas	4-9	L
5/1	* at #7 Arkansas	8-7	W
5/2	* at #7 Arkansas	13-2	W
5/7	* MISSISSIPPI STATE	9-6	W
5/8	* MISSISSIPPI STATE	16-14	W
5/9	* MISSISSIPPI STATE	11-8	W
5/11	at South Alabama (11)	9-10	L
5/14	* TENNESSEE	3-9	L
5/15	* TENNESSEE	18-0	W
5/16	* TENNESSEE	9-2	W
5/18	JACKSONVILLE ST	9-7	W
5/20	* at #17 Ole Miss	5-3	W
5/21	* at #17 Ole Miss	18-4	W
5/22	* at #17 Ole Miss	11-1	W
5/26	# Alabama	1-7	L
5/27	* #7 S. Carolina [12]	3-1	W
5/28	* #21 Ole Miss [10]	7-10	L
6/4	! JACKSONVILLE ST	9-7	W
6/5	! #16 CLEMSON	2-5	L
6/6	! SOUTHERN MISS	17-8	W
6/6	! #16 CLEMSON	11-10	W
6/7	! #16 CLEMSON	7-13	L

% - Auburn Classic (Auburn, AL)  
# - SEC Tournament (Hoover, AL)  
! - NCAA Regional (Auburn, AL)  
\* - SEC Game | Home games in ALL

Date	Opponent	Score	W/L
2/18	^ARKANSAS STATE	12-5	W
2/19	^#13 VIRGINIA	2-13	L
2/20	^UAB	6-0	W
2/22	JACKSONVILLE STATE	9-4	W
2/25	RADFORD (13)	6-8	L
2/26	RADFORD	3-2	W
2/27	RADFORD	2-0	W
3/1	BETHUNE-COOKMAN	9-2	W
3/2	BETHUNE-COOKMAN	2-5	L
3/4	% vs. New York Tech	6-3	W
3/5	% #18 Col. of Charleston	7-4	W
3/6	% vs. Western Kentucky	13-8	W
3/8	MEMPHIS	6-2	W
3/11	#7 ARIZONA STATE	7-8	L
3/12	#7 ARIZONA STATE	5-9	L
3/13	#7 ARIZONA STATE	10-8	W
3/15	vs. Alabama (M)	2-1	W
3/18	* #9 ARKANSAS (11)	5-6	L
3/19	* #9 ARKANSAS	9-5	W
3/20	* #9 ARKANSAS	8-7	W
3/22	at Jacksonville State	4-5	L
3/25	* at Mississippi State	6-7	L
3/26	* at Mississippi State	8-15	L
3/27	* at Mississippi State	0-5	L
3/29	#21 TROY	6-1	W
4/1	* #1 VANDERBILT	6-11	L
4/2	* #1 VANDERBILT	2-11	L
4/3	* #1 VANDERBILT	2-6	L
4/5	at #20 Troy	6-14	L
4/8	* at Kentucky	12-9	W
4/9	* at Kentucky	15-8	W
4/10	* at Kentucky	8-2	W
4/15	* at #21 LSU	8-7	W
4/16	* at #21 LSU	3-1	W
4/17	* at #21 LSU	2-3	L
4/19	SOUTH ALABAMA	1-7	L
4/21	* OLE MISS	6-3	W
4/22	* OLE MISS	7-10	L

**2011 • 29-29, 14-16 SEC  
Head Coach: John Pawlowski (2009-13)**

Player	AVG	GP/S	AB	R	H	2B	3B	HR	RBI	TB	SIG	BB	SO	GDP	OB%	SH/SE	SB-AT	
Casey McElroy	.372	58/58	234	46	87	18	0	9	53	132	.564	21	7	30	1	.429	6/2	1-2
Tony Caldwell	.332	55/54	190	37	63	13	1	7	44	99	.521	30	9	32	3	.445	0/4	5-9
Justin Froedjous	.316	57/56	215	40	68	11	1	3	20	90	.419	20	5	41	2	.381	4/8	5-11
Don Gamache	.299	53/53	194	35	58	13	2	5	29	90	.464	30	8	33	4	.414	0/3	2-2
Justin Hargett	.297	55/49	192	31	57	8	1	0	23	67	.349	16	1	41	0	.352	1/3	7-12
Cullen Wacker	.287	50/30	115	18	33	4	0	1	18	40	.348	18	6	15	3	.404	2/4	3-5
Wes Gilmer	.284	58/47	183	24	52	10	0	0	34	62	.339	17	6	32	3	.361	2/9	3-4
Kevin Patterson	.277	57/54	195	26	54	16	0	8	43	94	.482	29	2	56	1	.370	4/0	0-0
Creede Simpson	.254	56/55	189	30	48	15	1	3	17	74	.392	19	2	36	2	.324	3/6	8-10
Tyler Dial	.400	5/0	5	0	2	0	0	0	1	2	.400	0	0	0	0	.400	0/0	0-0
Bobby Andrews	.396	35/11	53	11	21	1	0	0	6	24	.453	0	7	11	1			



YEAR-BY-YEAR RESULTS & TEAM STATS

Table with columns: Date, Opponent, Score, W/L. Lists game results from 2/17 to 4/15.

2012 • 31-28, 13-17 SEC

Head Coach: John Pawlowski (2009-13)

Player statistics table for 2012 season. Columns include AVG, GP/S, AB, R, H, 2B, 3B, HR, RBI, TB, SLG, BB, HB, SO, GDP, OBP%, SH/SE, SB-AT.

Player statistics table for 2012 season. Columns include ERA, W-L, G/GS, CG, SHO, SV, IP, H, R, ER, BB, SO, 2B, 3B, HR, BF, Avg, WP, HB, BK.

Table with columns: Date, Opponent, Score, W/L. Lists game results from 4/17 to 5/24.

A - Auburn Tournament (Auburn, AL)
# - SEC Tournament (Hoover, AL)
\* - SEC Game | Home games in ALL

Table with columns: Date, Opponent, Score, W/L. Lists game results from 2/15 to 4/10.

2013 • 33-23, 13-17 SEC

Head Coach: John Pawlowski (2009-13)

Player statistics table for 2013 season. Columns include AVG, GP/S, AB, R, H, 2B, 3B, HR, RBI, TB, SLG, BB, HB, SO, GDP, OBP%, SH/SE, SB-AT.

Player statistics table for 2013 season. Columns include ERA, W-L, G/GS, CG, SHO, SV, IP, H, R, ER, BB, SO, 2B, 3B, HR, BF, Avg, WP, HB, BK.

Table with columns: Date, Opponent, Score, W/L. Lists game results from 4/12 to 5/21.

A - Auburn Tournament (Auburn, AL)
# - SEC Tournament (Hoover, AL)
\* - SEC Game | Home games in ALL







YEAR-BY-YEAR RESULTS & TEAM STATS

Date	Opponent	Score	W/L
2/14	* Indiana State	4-0	W
2/15	* Ohio State	0-1	L
2/16	* Connecticut	7-3	W
2/19	ALABAMA STATE	3-9	L
2/21	! ARKANSAS-PINE BLUFF	2-1	W
2/22	! CALIFORNIA	0-5	L
2/23	! EAST TENNESSEE STATE	2-3 (10)	L
2/25	ALABAMA A&M	7-3	W
2/28	PRESBYTERIAN	6-10	L
3/1	PRESBYTERIAN	3-0	W
3/2	PRESBYTERIAN	12-5	W
3/4	Alabama	3-4	L
3/7	MERCER	9-5	W
3/8	MERCER	4-1	W
3/9	MERCER	6-5	W
3/11	at Kennesaw State	6-1	W
3/12	ALABAMA STATE	6-5	W
3/14	* TEXAS A&M	4-0	W
3/15	* TEXAS A&M-1	5-2	W
3/15	* TEXAS A&M-2	0-9	L
3/18	COPPIN STATE	10-0	W
3/19	COPPIN STATE	13-2	W
3/21	* at Tennessee	3-2	W
3/22	* at Tennessee	4-2	W
3/23	* at Tennessee	6-8	L
3/25	* KENNESAW STATE	10-5	W
3/27	* MISSOURI	3-4	L
3/28	* MISSOURI	2-4	L
3/29	* MISSOURI	7-3	W
4/1	SAMFORD	1-8	L
4/4	* at Ole Miss	5-8 (13)	L
4/5	* at Ole Miss-1	0-6	L
4/5	* at Ole Miss-2	1-5	L
4/8	TROY	6-0	W
4/11	* at Alabama	2-1	W

2014 • 28-28, 10-20 SEC

Head Coach: Sunny Galloway (2014-15)

Player	AVG	GP/S	AB	R	H	2B	3B	HR	RBI	TB	SLG	BB	HBP	SO	GDP	OB%	SH/SE	SB-AT
Jordan Ebert	.353	55/52	204	28	72	5	1	0	29	79	.387	12	1	26	5	.395	49	9-15
Danek Tomsoha	.313	54/53	176	37	55	8	0	5	29	78	.443	26	15	23	5	.436	32	4-5
Yan Tello	.306	53/53	183	30	56	6	1	3	18	73	.399	16	9	24	3	.386	27	13-19
Daniel Robert	.281	45/39	121	12	34	5	1	1	12	44	.364	17	0	23	1	.370	0-2	1-2
Blake Austin	.268	55/51	183	19	49	11	0	3	31	69	.377	15	8	30	3	.344	3-1	4-8
Damon Hoecker	.259	56/56	189	24	49	4	0	0	17	53	.280	35	13	32	1	.404	3-7	11-18
Dan Glevenyak	.256	50/43	156	22	40	6	3	1	16	55	.353	18	11	23	4	.371	1-5	14-16
Anfernee Grier	.255	47/38	149	16	38	8	0	1	11	49	.329	12	4	24	1	.325	1-5	7-15
Keegan Thompson	.244	37/33	123	13	30	3	1	0	13	35	.285	4	1	21	2	.273	0-3	1-1
Rocky McCord	1.000	1-0	1	0	1	0	0	0	0	1	1.000	0	0	0	0	1.000	0-0	0-0
Brett Binning	.348	16/10	23	5	8	0	0	0	2	8	.348	2	0	2	1	.400	0-2	1-1
Blake Logan	.256	42/17	86	9	22	3	0	1	17	28	.326	10	2	15	5	.343	1-1	0-0
Sam Gillikin	.214	24/15	56	5	12	5	0	0	4	17	.304	6	1	14	1	.302	0-1	0-1
Connor Short	.211	36/25	95	6	20	1	0	0	8	21	.221	7	3	13	2	.283	1-4	9-10
Patrick Savage	.167	3-2	6	0	1	0	0	0	1	1.67	0	1	2	0	.286	0-0	0-0	
J.J. Shaffer	.160	40/10	50	8	8	0	2	0	2	12	.240	3	4	14	1	.263	0-1	4-5
Jackson Burgence	.091	21/7	22	1	2	0	0	3	2	.091	7	3	7	2	.375	0-1	2-3	
Dylan Smith	.000	7-1	10	0	0	0	0	0	0	.000	2	0	4	0	.167	0-0	0-0	
Hunter Kelley	.000	4-0	3	0	0	0	0	0	0	.000	0	1	0	0	.000	0-0	0-0	
Terrance Dedrick	.000	2-0	2	0	0	0	0	0	0	.000	0	0	0	0	.000	0-0	0-0	
<b>TOTALS</b>	<b>.270</b>	<b>56-56</b>	<b>1838</b>	<b>235</b>	<b>497</b>	<b>65</b>	<b>8</b>	<b>15</b>	<b>212</b>	<b>625</b>	<b>.340</b>	<b>192</b>	<b>37</b>	<b>360</b>	<b>37</b>	<b>.360</b>	<b>19-51</b>	<b>80-119</b>
<b>OPPONENTS</b>	<b>.254</b>	<b>56-56</b>	<b>1897</b>	<b>228</b>	<b>482</b>	<b>83</b>	<b>8</b>	<b>14</b>	<b>201</b>	<b>623</b>	<b>.328</b>	<b>167</b>	<b>37</b>	<b>333</b>	<b>42</b>	<b>.324</b>	<b>15-45</b>	<b>32-55</b>

Player	ERA	W-L	G/5	CG	SHO	SV	IP	H	R	ER	BB	SO	2B	3B	HR	Avg	WP	HB	BK
Keegan Thompson	2.01	5-3	14-12	2	0	1	89.2	61	23	20	23	73	11	0	0	.192	5	3	0
Dillon Ortmann	2.70	9-5	15-15	2	1	0	100.0	95	36	30	16	62	17	0	3	.247	1	4	0
Justin Camp	4.01	1-5	13-6	0	2	1	42.2	41	24	19	10	29	7	2	1	.246	2	3	0
Michael O'Neal	4.29	3-6	17-12	0	2	0	71.1	77	38	34	29	29	15	1	3	.285	1	6	0
Cole Lipscomb	0.00	0-0	2-0	0	0	0	1.0	0	0	0	1	1	0	0	0	.000	0	1	0
Jacob Millman	1.62	0-0	11-1	0	0	0	16.2	12	6	3	8	15	1	0	1	.200	4	0	1
Robby Clements	3.27	0-0	7-0	0	0	0	11.0	13	6	4	5	3	3	0	0	.289	2	0	0
Jay Wade	3.28	4-2	22-0	0	0	0	35.2	31	16	13	6	24	4	1	1	.295	0	5	2
Trey Wingenter	3.33	1-1	13-4	0	0	0	24.1	31	14	9	9	22	7	0	0	.301	6	4	0
Rocky McCord	3.38	0-0	5-0	0	0	0	2.2	2	1	1	4	5	0	0	0	.222	1	4	0
Trey Cochran-Gill	3.41	0-2	28-0	0	0	1	34.1	42	16	13	9	20	6	1	0	.313	5	3	0
Daniel Koger	3.92	2-0	13-3	0	0	0	20.2	19	10	9	8	16	4	1	1	.247	4	0	0
Terrance Dedrick	4.85	2-3	23-1	0	0	4	26.0	32	17	14	16	21	5	2	0	.314	2	0	0
Kevin Davis	5.40	1-0	3-2	0	0	0	5.0	3	3	3	10	2	1	0	1	.231	1	0	0
Reid Carter	5.51	0-0	11-0	0	0	0	16.1	19	13	10	7	6	2	0	2	.292	5	2	0
Ryan Tello	8.31	0-1	3-0	0	0	0	4.1	4	5	4	6	5	0	0	1	.250	0	0	0
<b>TOTALS</b>	<b>3.34</b>	<b>28-28</b>	<b>56-56</b>	<b>4</b>	<b>5</b>	<b>8</b>	<b>501.2</b>	<b>482</b>	<b>228</b>	<b>186</b>	<b>167</b>	<b>333</b>	<b>83</b>	<b>8</b>	<b>14</b>	<b>.254</b>	<b>39</b>	<b>37</b>	<b>4</b>
<b>OPPONENTS</b>	<b>3.60</b>	<b>28-28</b>	<b>56-56</b>	<b>3</b>	<b>7</b>	<b>11</b>	<b>492.1</b>	<b>497</b>	<b>235</b>	<b>197</b>	<b>192</b>	<b>298</b>	<b>65</b>	<b>9</b>	<b>15</b>	<b>.270</b>	<b>19</b>	<b>76</b>	<b>9</b>

Date	Opponent	Score	W/L
4/12	* at Alabama	1-4	L
4/13	* at Alabama	3-4	L
4/15	* at Samford	6-7	L
4/19	* SOUTH CAROLINA-1	4-2	W
4/19	* SOUTH CAROLINA-2	2-3	L
4/20	* SOUTH CAROLINA-3	3-4	L
4/22	SOUTH ALABAMA	6-1	W
4/25	* at Arkansas	2-1	W
4/26	* at Arkansas-1	3-4 (10)	L
4/26	* at Arkansas-2	7-2	W
5/2	* MISSISSIPPI STATE	0-3	L
5/3	* MISSISSIPPI STATE	0-3	L
5/4	* MISSISSIPPI STATE	1-12	L
5/6	BETHUNE-COOKMAN	9-1	W
5/9	* at Kentucky	3-6	L
5/10	* at Kentucky	8-1	W
5/11	* at Kentucky	5-6 (10)	L
5/13	UAB	6-5	W
5/15	* LSU	0-10	L
5/16	* LSU	3-11	L
5/17	* LSU	1-8	L

! - Snowbird Classic (Port Charlotte, Fla.)  
! - Tiger Classic (Auburn, Ala.)  
\* - SEC Game | Home games in ALL

•TALLAHASSEE REGIONAL•

Date	Opponent	Score	W/L
2/13	BINGHAMTON	2-0	W
2/14	BINGHAMTON	5-11	L
2/15	BINGHAMTON	13-2	W
2/17	at South Alabama	4-7	L
2/18	ALABAMA STATE	7-5	W
2/21	RADFORD-1	3-2 (10)	L
2/21	RADFORD-2	6-1	W
2/22	RADFORD	6-0	W
2/24	*#27 GEORGIA TECH	7-1	W
2/27	*#10 OKLAHOMA STATE	6-4	W
2/28	*#10 OKLAHOMA STATE	9-2	W
3/1	*#10 OKLAHOMA STATE	9-10	L
3/3	vs. #28 Alabama (Montgomery)	5-3	W
3/6	XAVIER	7-2	W
3/7	XAVIER	3-2 (11)	W
3/8	XAVIER	10-6	W
3/10	SAMFORD	0-7	L
3/13	* at #6 Texas A&M	2-6	L
3/14	* at #6 Texas A&M	4-10	L
3/15	* at #6 Texas A&M	1-6	L
3/17	at UAB (Regions Field)	6-4	W
3/20	*#4 VANDERBILT	6-4	W
3/21	*#4 VANDERBILT-1	5-10	L
3/21	*#4 VANDERBILT-2	6-7 (10)	L
3/24	at #28 Georgia Tech	1-4	L
3/27	* at #29 Mississippi State	5-0	W
3/28	* at #29 Mississippi State	4-0	W
3/29	* at #29 Mississippi State	1-3	L
3/31	at Samford	9-4	W
4/3	* ARKANSAS	7-10	L
4/4	* ARKANSAS	3-2	W
4/5	* ARKANSAS	4-6	L
4/8	GEORGIA STATE	4-2	W
4/10	* at #1 LSU	2-3	L
4/11	* at #1 LSU	6-1	W
4/12	* at #1 LSU	2-6	L

2015 • 36-26, 13-17 SEC

Head Coach: Sunny Galloway (2014-15)

Player	AVG	GP/S	AB	R	H	2B	3B	HR	RBI	TB	SLG	BB	HBP	SO	GDP	OB%	SH/SE	SB-AT
Anfernee Grier	.323	62/62	254	41	82	22	3	1	20	113	.445	22	7	61	7	.391	1/3	9-16
Melvin Gray	.304	48/43	161	30	49	8	0	1	23	60	.373	17	2	29	1	.372	3/7	18-21
Daniel Robert	.298	57/55	205	28	61	12	3	3	38	88	.429	24	1	39	6	.368	4/7	15-15
Damon Hoecker	.271	42/41	214	35	58	8	2	0	22	73	.341	40	9	37	3	.404	2/4	1-8
Blake Logan	.261	59/50	180	25	47	17	2	0	28	68	.378	15	6	25	5	.329	6/3	3-6
Cody Nulph	.258	62/62	217	30	56	11	1	3	33	78	.359	13	6	47	4	.315	2/7	1-3
Kyler Deese	.254	59/49	177	27	45	10	1	2	27	63	.356	24	5	23	3	.357	1/3	3-6
Jordan Ebert	.254	54/39	142	25	36	4	0	3	24	49	.345	26	6	30	1	.386	2/6	7-9
Jackson Burgence	.281	30/15	64	7	18	1	2	0	7	23	.359	8	0	9	0	.361	0/3	5-8
Sam Gillikin	.271	54/30	96	8	26	4	1	1	10	35	.365	13	1	0	1	.364	0/2	5-5
J.J. Shaffer	.259	42/11	58	7	15	0	0	0	7	15	.259	3	5	15	1	.348	0/2	5-7
Austin Murphy	.245	22/18																



YEAR-BY-YEAR RESULTS & TEAM STATS

Table with columns: Date, Opponent, Score, W/L. Rows include games against Sacramento St., FAMU, Southern, Alabama A&M, Troy S, Michigan State S, Georgia Tech, Oral Roberts, Georgia Tech, Texas A&M, Alabama State, Arkansas, Lipscomb, Alabama, LSU, Frazier, Georgia State, Missouri, Kennesaw State.

2016 • 23-33, 8-22 SEC. Head Coach: Butch Thompson (2016-Current). Player stats table with columns: Player, AVG, GP/S, AB, R, H, 2B, 3B, HR, RBI, TB, SLG, BB, HB, SO, GDP, OBP%, SH/SF, SB-AT. Includes totals and opponents.

Table with columns: Date, Opponent, Score, W/L. Rows include games against Tennessee, Alabama State, Ole Miss, Kentucky, Alabama, Troy, Kennesaw State, Mississippi State, UAB, Vanderbilt.

Auburn Tournament (Auburn, AL)
S - Cox Diamond Invitational (Pensacola, FL)
^ - MAX Capital City Classic (Montgomery, AL)
# - SEC Tournament (Hoover, AL)
\* - SEC Game | Home games in ALL

TALLAHASSEE REGIONAL

Table with columns: Date, Opponent, Score, W/L. Rows include games against George Washington, Florida A&M, Holy Cross, Samford, Lipscomb, South Alabama, Kennesaw State, Presbyterian, UAB, Jacksonville State, Florida, South Carolina, Georgia Tech, Texas A&M.

2017 • 37-26, 16-14 SEC. Head Coach: Butch Thompson (2016-Current). Player stats table with columns: Player, AVG, GP/S, AB, R, H, 2B, 3B, HR, RBI, TB, SLG, BB, HB, SO, GDP, OBP%, SH/SF, SB-AT. Includes totals and opponents.

Table with columns: Date, Opponent, Score, W/L. Rows include games against Samford, Tennessee, Presbyterian, Kennesaw State, Ole Miss, Alabama, UAB, Florida, South Carolina, Georgia Tech, Florida State, Texas A&M.

^ - MAX Capital City Classic (Montgomery, AL)
# - SEC Tournament (Hoover, AL)
% - NCAA Tournament (Tallahassee, FL)
\* - SEC Game | Home games in ALL









## AUBURN ON TV

DATE	OPPONENT	SCORE	W-L	SITE	NETWORK
4/14/86	KENTUCKY	5-4	W	AUBURN	ESPN
4/10/88	at Florida	1-2	W	at Gainesville, Fla.	SportsChannel
3/18/89	GEORGIA	6-8	L	AUBURN	SportsChannel
3/25/89	at Miss. State (Gm. 1)	0-7	L	Starkville, Miss.	SportsChannel
3/26/89	at Miss. State	5-11	L	Starkville, Miss.	ESPN
5/13/89	LSU	8-5	W	Gainesville, Fla. (SEC)	SportsChannel
	at Florida	4-2	W	Gainesville, Fla. (SEC)	SportsChannel
5/14/89	Georgia	2-1	W	Gainesville, Fla. (SEC)	SportsChannel
5/27/89	at Florida State	6-7	L	Tallahassee, Fla. (NCAA)	Sunshine
3/31/90	at LSU (Gm. 1)	6-12	L	Baton Rouge, La.	HSE
	at LSU (Gm. 2)	6-5	W	Baton Rouge, La.	HSE
4/1/90	at LSU	17-7	W	Baton Rouge, La.	HSE
4/21/90	ALABAMA	7-6	W	AUBURN	SportsChannel
5/5/90	at Florida	7-8	L	Gainesville, Fla.	SportsChannel
4/20/91	at Alabama (Gm. 1)	19-11	W	Tuscaloosa, Ala.	SportsChannel
5/18/91	Miss. State	0-1	L	Baton Rouge, La. (SEC)	SportsChannel
3/21/92	at Florida (Gm. 1)	2-4	L	Gainesville, Fla.	SportsChannel
3/22/92	at Florida	1-2	L	Gainesville, Fla.	SportsChannel
4/17/93	ARKANSAS (Gm. 1)	7-8	L	AUBURN	JP/SportSouth
	ARKANSAS (Gm. 2)	6-1	W	AUBURN	JP/SportSouth
5/8/93	at LSU (Gm. 1)	2-21	L	Baton Rouge, La.	HSE
4/9/94	VANDERBILT	20-7	W	AUBURN	JP/SportSouth
4/16/94	at Arkansas	6-3	W	Fayetteville, Ark.	JP/SportSouth
6/4/94	Oklahoma	4-5	L	Omaha, Neb. (CWS)	ESPN2
6/6/94	Miami	5-7	L	Omaha, Neb. (CWS)	ESPN
3/16/96	at Tennessee	10-5 [10]	W	Knoxville, Tenn.	SportSouth
4/6/96	FLORIDA	10-7	W	AUBURN	SportsChannel
4/7/96	FLORIDA	5-6	L	AUBURN	SportsChannel
5/4/96	LSU	0-6	L	AUBURN	SportSouth
3/15/97	TENNESSEE	16-4	W	AUBURN	Fox Sport South
4/12/97	ALABAMA (Gm. 1)	13-8	W	AUBURN	Fox Sport South
5/30/97	Stanford	3-8	L	Omaha, Neb. (CWS)	ESPN
6/1/97	Rice	10-1	W	Omaha, Neb. (CWS)	ESPN2
6/3/97	Stanford	4-11	L	Omaha, Neb. (CWS)	ESPN
5/2/98	KENTUCKY	14-3	W	AUBURN	Fox Sport South
5/16/98	Alabama (Game 1)	3-4	L	Hoover, Ala. (SEC)	Fox Sport South
5/17/98	Arkansas	7-5	W	Hoover, Ala. (SEC)	Fox Sport South
5/24/98	Florida State	10-16	L	Tallahassee, Fla. (NCAA)	Sunshine
1/29/99	Georgia Tech	17-12	W	Orlando, Fla.	FSN South
2/5/99	UNC Asheville	7-1	W	AUBURN	ACN
2/16/99	TROY STATE	5-12	L	AUBURN	ACN
2/19/99	M. TENNESSEE ST.	8-2	W	AUBURN	ACN
3/2/99	DAVIDSON	16-0	W	AUBURN	ACN
3/9/99	VCU	7-2	W	AUBURN	ACN
3/10/99	VCU	12-4	W	AUBURN	ACN
3/26/99	ALABAMA	15-4	W	AUBURN	ACN
3/28/99	ALABAMA	4-10	L	AUBURN	ACN
4/2/99	Miss. State	3-13	L	Starkville, Miss.	ACN
4/6/99	UAB	17-5	W	AUBURN	ACN
4/9/99	TENNESSEE	19-13	W	AUBURN	ACN
4/10/99	TENNESSEE	6-3	W	AUBURN	FSN South
4/11/99	TENNESSEE	16-4	W	AUBURN	ACN
5/2/99	LSU	2-11	L	Baton Rouge, La.	ACN
5/16/99	GEORGIA	13-2	W	AUBURN	ACN
5/19/99	LSU	6-2	W	Hoover, Ala. (SEC)	ACN
5/20/99	Arkansas	3-2	W	Hoover, Ala. (SEC)	ACN
5/22/99	Arkansas	5-9	L	Hoover, Ala. (SEC)	FSN South
5/22/99	Arkansas	6-9	L	Hoover, Ala. (SEC)	ACN
5/28/99	NC STATE	9-7	W	AUBURN (NCAA)	ACN
5/29/99	WINTHROP	8-6	W	AUBURN (NCAA)	ACN
5/30/99	TULANE	5-7	L	AUBURN (NCAA)	ACN
5/30/99	TULANE	13-9	W	AUBURN (NCAA)	ACN
2/29/00	TROY STATE	14-7	W	AUBURN	CSSE
3/7/00	DAVIDSON	10-5	W	AUBURN	CSSE
3/26/00	GEORGIA	9-8 (10)	W	AUBURN	CSSE
3/31/00	LSU	11-18	L	AUBURN	CSSE
4/2/00	LSU	10-12	L	AUBURN	Guarantee
4/4/00	MERCER	19-2	W	AUBURN	CSSE
4/23/00	VANDERBILT	10-8	W	AUBURN	CSSE
4/29/00	Florida	11-8 (10)	W	Gainesville, Fla.	Sunshine
5/5/00	Alabama	2-3	L	Tuscaloosa, Ala.	CSSE
5/6/00	Alabama	6-3	W	Tuscaloosa, Ala.	FSN South
5/7/00	Alabama	4-13	L	Tuscaloosa, Ala.	CSSE
5/13/00	MISS. STATE	9-10	L	AUBURN	FSN South
5/17/00	Florida	2-7	L	Hoover, Ala. (SEC)	CSSE
5/18/00	South Carolina	4-11	L	Hoover, Ala. (SEC)	CSSE

DATE	OPPONENT	SCORE	W-L	SITE	NETWORK
3/16/01	OLE MISS	8-10	L	AUBURN	CSSE
3/18/01	OLE MISS	5-6 [11]	L	AUBURN	CSSE
3/27/01	Troy State	5-0	W	Montgomery, Ala.	CSSE
4/1/01	TENNESSEE	7-2	W	AUBURN	CSSE
4/10/01	SAMFORD	6-5	W	AUBURN	CSSE
4/20/01	ALABAMA	5-4 [11]	W	AUBURN	CSSE
4/21/01	ALABAMA	7-5	W	AUBURN	FSN South
4/22/01	ALABAMA	10-5	W	AUBURN	CSSE
5/4/01	FLORIDA	5-2	W	AUBURN	Sunshine
5/6/01	FLORIDA	2-5	L	AUBURN	Sunshine/CSSE
5/11/01	LSU	5-20	L	Baton Rouge, La.	CSSE
5/13/01	LSU	9-7	W	Baton Rouge, La.	Guarantee
5/16/01	Georgia	4-8	L	Hoover, Ala. (SEC)	CSSE
5/17/01	South Carolina	4-5	L	Hoover, Ala. (SEC)	CSSE
3/31/02	Florida	1-6	L	Gainesville, Fla.	Sunshine
4/7/02	LSU	5-9	L	AUBURN	Jumbo/CSS
4/9/02	GEORGIA TECH	5-9	L	AUBURN	FSN South
4/12/02	Ole Miss	10-3	W	Oxford, Miss.	CSS
4/13/02	Ole Miss	1-2	L	Oxford, Miss.	FSN South
4/26/02	Alabama	6-8	L	Tuscaloosa, Ala.	CSS
4/27/02	Alabama	5-6	L	Tuscaloosa, Ala.	FSN South
5/22/02	LSU	1-2	L	Hoover, Ala. (SEC)	CSS
5/23/02	Arkansas	5-8	L	Hoover, Ala. (SEC)	CSS
5/31/02	Florida Atlantic	11-16	L	Tuscaloosa, Ala. (NCAA)	CSS
6/1/02	Alabama	3-6	L	Tuscaloosa, Ala. (NCAA)	CSS
3/16/03	TENNESSEE	3-2	W	AUBURN	CSS
3/18/03	Georgia Tech	7-5	W	Atlanta, Ga.	CSS
3/23/03	Kentucky	10-3	W	Lexington, Ky.	CSS
3/28/03	Georgia	4-3 [13]	W	Athens, Ga.	CSS
3/30/03	Georgia	6-7	L	Athens, Ga.	CSS
4/6/03	ALABAMA	7-6	W	AUBURN	CSS
4/13/03	Mississippi State	7-3	W	Starkville, Miss.	CSS
4/27/03	Vanderbilt	0-3	L	Nashville, Tenn.	CSS
5/3/03	FLORIDA	6-8	L	AUBURN	Sunshine
5/4/03	FLORIDA	4-3	W	AUBURN	CSS
5/9/03	LSU	5-6	L	Baton Rouge, La.	Cox
5/11/03	LSU	14-8	W	Baton Rouge, La.	CSS
5/17/03	OLE MISS	5-2	W	AUBURN	FSN South
5/18/03	OLE MISS	6-2	W	AUBURN	CSS
5/22/03	Vanderbilt	3-1	W	Hoover, Ala. (SEC)	CSS
5/23/03	Alabama	5-7	L	Hoover, Ala. (SEC)	CSS
5/24/03	South Carolina	5-1	W	Hoover, Ala. (SEC)	CSS
5/24/03	Alabama	3-13 [7]	L	Hoover, Ala. (SEC)	CSS
5/30/03	PRINCETON	5-2	W	AUBURN (NCAA)	CSS
5/31/03	OHIO STATE	5-7	L	AUBURN (NCAA)	CSS
5/31/03	CLEMSON	15-0	W	AUBURN (NCAA)	CSS
6/1/03	OHIO STATE	7-9	L	AUBURN (NCAA)	CSS
3/14/04	Clemson	9-6	W	Clemson, S.C.	CSS
3/27/04	Tennessee	6-7	L	Knoxville, Tenn.	CSS
3/28/04	Tennessee	7-3	W	Knoxville, Tenn.	CSS
3/30/04	Georgia Tech	5-20	L	Atlanta, Ga.	CSS
4/4/04	LSU	2-3	L	AUBURN	CSS
4/18/04	Alabama	0-19	L	Tuscaloosa, Ala.	CSS
4/25/04	MISSISSIPPI STATE	6-5	W	AUBURN	CSS
4/30/04	Florida	4-7	L	Gainesville, Fla.	Sunshine
5/1/04	Florida	8-11	L	Gainesville, Fla.	Sunshine
5/7/04	SOUTH CAROLINA	12-9	W	AUBURN	CSS
5/8/04	SOUTH CAROLINA	1-3	L	AUBURN	CSS
5/9/04	SOUTH CAROLINA	11-12	L	AUBURN	CSS
5/14/04	GEORGIA	2-11	L	AUBURN	CSS
5/15/04	GEORGIA	0-4	L	AUBURN	FSN
5/16/04	GEORGIA	4-3	W	AUBURN	CSS
3/19/05	TENNESSEE	7-1	W	AUBURN	CSS
4/5/05	GEORGIA TECH	2-3	L	AUBURN	CSS
4/9/05	Mississippi State	8-7	W	Starkville, Miss.	FSN
4/9/05	FLORIDA	2-4	L	AUBURN	COX
5/8/05	OLE MISS	1-9	L	AUBURN	CSS
5/13/05	Georgia	5-4	W	Athens, Ga.	CSS
5/14/05	Georgia	5-7	L	Athens, Ga.	CSS
5/22/05	ALABAMA	9-11	L	AUBURN	CSS
6/4/05	Florida State (NCAA)	3-4	L	Tallahassee, Fla.	Sunshine
6/5/05	Florida State (NCAA)	4-10	L	Tallahassee, Fla.	Sunshine
3/18/06	SOUTH CAROLINA	3-7	L	AUBURN	CSS
3/25/06	Vanderbilt	1-9	L	Nashville, Tenn.	CSS
4/22/06	Florida	1-4	L	Gainesville, Fla.	FSN
4/29/06	Alabama	7-6	W	Tuscaloosa, Ala.	CSS







AUBURN ON TV

DATE	OPPONENT	SCORE	W-L	SITE	NETWORK
4/30/06	Alabama	1-9	L	Tuscaloosa, Ala.	CSS
5/6/06	LSU	3-5	L	AUBURN	CSS/Jumbo
5/7/06	LSU	2-8	L	AUBURN	CSS/Jumbo
5/14/06	GEORGIA	4-9	L	AUBURN	CSS
3/23/07	FLORIDA	7-8 [10]	L	AUBURN	SUN
3/24/07	FLORIDA	9-12	L	AUBURN	SUN/CSS
3/25/07	FLORIDA	3-10	L	AUBURN	CSS
4/8/07	LSU	1-10	L	Baton Rouge, La.	COX
4/20/07	ALABAMA	12-5	W	AUBURN	CSS
4/21/07	ALABAMA	6-3	W	AUBURN	FSN
4/22/07	ALABAMA	4-12	L	AUBURN	CSS
5/5/07	Mississippi State	6-11	L	Starkville, Miss.	CSS
5/17/07	Kentucky	18-7	W	Lexington, Ky.	FSN
5/19/07	Kentucky	7-8	L	Lexington, Ky.	FSN
3/1/08	Florida State	3-4	L	Tallahassee, Fla.	SUN
3/16/08	Florida	2-6	L	Gainesville, Fla.	SUN/FSN
3/29/08	TENNESSEE	4-8 [11]	L	AUBURN	CSS
4/13/08	SOUTH CAROLINA	6-7	L	AUBURN	CSS
4/19/08	Vanderbilt	2-8	L	Nashville, Tenn.	CSS
4/26/08	Alabama	4-5	L	Tuscaloosa, Ala.	FSN
4/27/08	Alabama	7-17	L	Tuscaloosa, Ala.	CSS
5/15/08	LSU	4-6	L	AUBURN	CSS
5/16/08	LSU	5-15	L	AUBURN	CSS
4/18/09	South Carolina	6-4	W	Columbia, S.C.	SS
4/24/09	LSU	3-7	L	Baton Rouge, La.	CSS
4/26/09	LSU	6-7	L	Baton Rouge, La.	CSS
5/2/09	OLE MISS	2-8	L	AUBURN	CSS
5/3/09	OLE MISS	4-11	L	AUBURN	CSS
5/9/09	Kentucky	3-6	L	Lexington, Ky.	BBSN
5/10/09	Kentucky	7-5	W	Lexington, Ky.	BBSN
5/14/09	ALABAMA	3-2 [10]	W	AUBURN	CSS
5/16/09	ALABAMA	3-13	L	AUBURN	FSN
3/27/10	SOUTH CAROLINA	0-2	L	AUBURN	CSS
4/2/10	Alabama	5-10	L	Tuscaloosa, Ala.	CSS
4/9/10	LSU	10-14	L	AUBURN	CSS
4/10/10	LSU	11-7	W	AUBURN	SPSO
4/18/10	Vanderbilt	2-3	L	Nashville, Tenn.	ESPNU
4/30/10	Arkansas	4-9	L	Fayetteville, Ark.	CST
5/2/10	Arkansas	13-2	W	Fayetteville, Ark.	CST
5/26/10	Alabama	1-7	L	Hoover, Ala.	SPSO
5/27/10	South Carolina	3-1 [12]	W	Hoover, Ala.	SPSO
5/28/10	Ole Miss	7-10 [10]	L	Hoover, Ala.	FSN
3/15/11	Alabama	2-1	W	Montgomery, Ala.	CSS
4/2/11	VANDERBILT	2-11	L	AUBURN	CSS
4/5/11	Troy	6-14	L	Troy, Ala.	CSS
4/10/11	Kentucky	8-2	W	Lexington, Ky.	CSS
4/21/11	OLE MISS	6-3	W	AUBURN	ESPNU
4/23/11	OLE MISS	9-7	W	AUBURN	CSS
4/29/11	South Carolina	1-2	L	Columbia, S.C.	SPSO
4/30/11	South Carolina	2-10	L	Columbia, S.C.	SPSO
5/1/11	South Carolina	3-7	L	Columbia, S.C.	ESPN
5/14/11	ALABAMA	8-7	W	AUBURN	CSS
5/25/11	South Carolina	3-7	L	Hoover, Ala.	CSS
5/26/11	Georgia	2-3	L	Hoover, Ala.	SPSO
3/6/12	Alabama	8-3	W	Montgomery, Ala.	CSS
4/6/12	Alabama	6-10	L	Tuscaloosa, Ala.	FSSO
4/7/12	Alabama	3-4	L	Tuscaloosa, Ala.	CSS
4/13/12	Vanderbilt	4-5	L	Nashville, Tenn.	CSS
4/21/12	SOUTH CAROLINA	3-5	L	AUBURN	SPSO
5/4/12	Georgia	2-5	L	Athens, Ga.	SPSO
5/5/12	Georgia	5-6 [11]	L	Athens, Ga.	CSS
5/10/12	Arkansas	3-2 [10]	W	Fayetteville, Ark.	ESPNU
5/22/12	Florida	1-6	L	Hoover, Ala.	CSS
5/23/12	Georgia	3-2	W	Hoover, Ala.	CSS
5/24/12	South Carolina	3-5	L	Hoover, Ala.	CSS
3/16/13	VANDERBILT	1-8	L	AUBURN	SPSO
3/24/13	LSU	2-8	L	Baton Rouge, La.	CST
3/30/13	ALABAMA	0-2	L	AUBURN	CSS
4/18/13	Mississippi State	3-6	L	Starkville, Miss.	ESPNU
4/19/13	Mississippi State	3-1	W	Starkville, Miss.	CSS
5/4/13	OLE MISS	8-5	W	AUBURN	SPSO
5/18/13	ARKANSAS	11-6	W	AUBURN	CST
5/21/13	Alabama	3-6	L	Hoover, Ala.	FSN
3/22/14	Tennessee	4-2	W	Knoxville, Tenn.	CSS
3/27/14	MISSOURI	3-4	L	AUBURN	ESPNU
3/29/14	MISSOURI	7-3	W	AUBURN	SPSO

DATE	OPPONENT	SCORE	W-L	SITE	NETWORK
4/19/14	SOUTH CAROLINA-2	2-3	L	AUBURN	CBSN
4/20/14	SOUTH CAROLINA	3-4	L	AUBURN	CSS
4/25/14	Arkansas	2-1	W	Fayetteville, Ark.	CST
5/3/14	MISSISSIPPI STATE	0-3	L	AUBURN	CSS
5/10/14	Kentucky	8-1	W	Lexington, Ky.	BBSN
5/11/14	Kentucky	5-6 [10]	L	Lexington, Ky.	BBSN
5/17/14	LSU	1-8	L	AUBURN	SPSO
3/14/15	Texas A&M	4-10	L	College Station, Texas	SECN
3/21/15	VANDERBILT-2	6-7 [10]	L	AUBURN	ESPNU
4/4/15	ARKANSAS	3-2	W	AUBURN	SECN
4/23/15	GEORGIA	5-1	W	AUBURN	SECN
4/24/15	GEORGIA	4-1	W	AUBURN	SECN
4/29/15	KENNESAW STATE	6-0	W	AUBURN	SECN
5/2/15	South Carolina	6-2	W	Columbia, S.C.	SECN
5/3/15	South Carolina	3-0	W	Columbia, S.C.	ESPNU
5/30/15	Mercer	1-0	W	Tallahassee, Fla.	SECN
3/5/16	Michigan State	0-3	L	Pensacola, Fla.	COX
3/29/16	Alabama	10-1	W	Montgomery, Ala.	SECN
4/7/16	Missouri	11-9	W	Columbia, Mo.	ESPNU
4/14/16	TENNESSEE	4-13	L	AUBURN	SECN
4/15/16	TENNESSEE	2-0	W	AUBURN	SECN
4/23/16	Ole Miss	4-7	L	Oxford, Miss.	SECN
4/24/16	Ole Miss	5-6	L	Oxford, Miss.	SECN
4/30/16	KENTUCKY	10-6	W	AUBURN	SECN
5/7/16	Alabama	3-4 [11]	L	Tuscaloosa, Ala.	SECN
5/8/16	Alabama	8-1	W	Tuscaloosa, Ala.	SECN
5/14/16	MISSISSIPPI STATE	6-16	L	AUBURN	SECN
3/28/17	Alabama	4-3	W	Montgomery, Ala.	ESPNU
4/1/17	SOUTH CAROLINA	0-7	L	AUBURN	ESPNU
4/13/17	Tennessee	3-2	W	Knoxville, Tenn.	SECN
4/23/17	ARKANSAS	11-6	W	AUBURN	SECN
4/29/17	Mississippi State-2	5-3	W	Starkville, Miss.	SECN
5/7/17	ALABAMA	9-11	L	AUBURN	SECN
5/11/17	LSU	0-4	L	Baton Rouge, La.	ESPN2
5/13/17	LSU	1-9	L	Baton Rouge, La.	SECN
5/23/17	Ole Miss	5-4	W	Hoover, Ala.	SECN
5/24/17	Florida	4-5	L	Hoover, Ala.	SECN
5/25/17	Arkansas	0-12	L	Hoover, Ala.	SECN
3/16/18	Texas A&M	4-1	W	AUBURN	SECN
3/31/18	Missouri	1-2	L	AUBURN	SECN
4/01/18	Missouri	0-5	L	AUBURN	SECN
4/08/18	Arkansas	4-5	L	Fayetteville, Ark.	SECN
4/13/18	Mississippi State	2-1	W	AUBURN	SECN
4/21/18	Alabama-2	20-5	W	Tuscaloosa, Ala.	SECN
4/26/18	Florida	1-3	L	Gainesville, Fla.	ESPNU
5/10/18	Ole Miss	4-5	L	Oxford, Miss.	ESPNU
5/18/18	LSU	2-6	L	AUBURN	ESPNU
5/19/18	LSU	14-5	W	AUBURN	SECN
5/22/18	Kentucky	4-3 [11]	W	Hoover, Ala.	SECN
5/23/18	Ole Miss	9-3	W	Hoover, Ala.	SECN
5/24/18	Texas A&M	2-4	L	Hoover, Ala.	SECN
5/25/18	Ole Miss	0-7	L	Hoover, Ala.	SECN
6/09/18	Florida	2-8	L	Gainesville, Fla.	ESPN
6/10/18	Florida	3-2	W	Gainesville, Fla.	ESPN
6/11/18	Florida	2-3 [11]	L	Gainesville, Fla.	ESPN
3/16/19	Tennessee	5-2	W	AUBURN	SECN
3/26/19	Alabama	3-6	L	Montgomery, Ala.	SECN
3/30/19	South Carolina	0-4	L	Columbia, S.C.	SECN
3/31/19	South Carolina	7-5	W	Columbia, S.C.	SECN
4/25/19	Vanderbilt	6-12	L	Nashville, Tenn.	ESPNU
4/26/19	Vanderbilt	2-5	L	Nashville, Tenn.	SECN
5/4/19	Alabama	6-7	L	AUBURN	SECN
5/5/19	Alabama	17-7	W	AUBURN	SECN
5/21/19	Tennessee	5-3	W	Hoover, Ala.	SECN
5/22/19	Vanderbilt	1-11 [8]	L	Hoover, Ala.	SECN
5/23/19	LSU	3-4	L	Hoover, Ala.	SECN
5/31/19	Coastal Carolina	16-7	W	Atlanta, Ga.	ESPNU
6/1/19	Georgia Tech	6-5	W	Atlanta, Ga.	SECN
6/8/19	North Carolina	11-7	W	Chapel Hill, N.C.	ESPN2
6/9/19	North Carolina	0-2	L	Chapel Hill, N.C.	ESPN
6/10/19	North Carolina	14-7	W	Chapel Hill, N.C.	ESPN2
6/16/19	Mississippi State	4-5	L	Omaha, Neb.	ESPN2
6/19/19	Louisville	3-5	L	Omaha, Neb.	ESPN



SERIES RECORDS

Table with columns: Opponent, Overall, Home, Away, Neutral, First, Last. Lists series records for various opponents including Alabama A&M, Alabama Christian, Alabama Presbyterian, Alabama State, Arkansas, Arkansas-Pine Bluff, Arkansas State, Army, Atlanta Baptist, Auburn Ramblers, Austin Peay, Belmont, Berry College, Bethune-Cookman, Bill White's Team, Birmingham, Birmingham-Southern, Bona Allen, Boston College, Bradley, Brown, Bryant, BYU, California, Calloway Mills, Camp Rucker, Campbell, Centre College, Charleston Southern, Chattanooga, Cincinnati, Clemson, Cleveland State, Coastal Carolina, College of Charleston, Columbus State, Connecticut, Coppin State, Cornell, Cumberland, Davidson, Daytona Beach, Dartmouth, Duke, Duquesne, East Carolina, East Tennessee State, Eastern Illinois, Eastern Kentucky, Eastern Michigan, Elon, Fairfax Mills, Fairfield, Faulkner, Ferris State, Florida, Florida A&M, Florida Atlantic, Florida International, Florida Southern, Florida State, Fort Benning, Furman, Gadsden, George Washington, Georgia, Georgia College, Georgia Southwestern, Georgia Southern, Georgia State, Georgia Tech, Goodyear, Gunter Field, Hamilton Ontario, Hiram College (Ohio), Hofstra, Holy Cross, Houston, Howard, Huntington, Illinois, Illinois State, Indiana, Indiana SE, Indiana State, Jackson State, Jacksonville, Jacksonville State, Kentucky, Kennesaw State, LaGrange, Laneitt, Liberty, Lincoln Memorial, Lipscomb, Longwood, LSU, Louisiana-Lafayette, Louisville, Loyola (N.O.), Maine, Marietta, Marion, Marshall, Maryland, Maxwell Field/AFB, Memphis, Mercer.

Table with columns: Opponent, Overall, Home, Away, Neutral, First, Last. Lists series records for various opponents including Miami (Fla.), Miami (Ohio), Michigan, Michigan State, Middle Tennessee, Mignon Mills, Minnesota, Mississippi College, Mississippi State, Mississippi Valley State, Missouri, Montgomery, Montevallo, Morehead State, Murray State, Navy, New Orleans, New York Tech, North Alabama, North Carolina, UNC Asheville, UNC Charlotte, UNC Greensboro, UNC Wilmington, North Carolina State, North Georgia, Northeastern, Northern Illinois, Northwestern, Notre Dame, Oakland, Oglethorpe, Ohio, Ohio State, Oklahoma, Oklahoma State, Old Dominion, Ole Miss, Opelika, Oral Roberts, Pennsylvania, Penn State, Pepperdine, Phenix City, Presbyterian, Princeton, Purdue, Radford, Rice, Richmond, Rider, Riverview, Rutgers, Sacramento State, Samford, Seton Hall, Sewanee, Shawmut Mills, Siena, Sierra Heights, South Alabama, South Carolina, South Florida, Southeast Louisiana, Southeast Missouri, Southern, Southern (Ala.), Southern Benedictine, Southern Illinois, Southern Mississippi, Spring Hill, Springfield, St. Louis (MO), Stanford, Stetson, Talladega, Tallapoosa, Tampa, Tennessee, Tennessee Martin, Tennessee St., Tennessee Tech, Texas, Texas A&M, Texas Southern, Troy, Tulane, Tuskegee, UAB, UCF, ULM, UMSA, Valdosta State, Valley, Vanderbilt, Virginia, Virginia Commonwealth, Virginia Tech, Wake Forest, Washington & Lee, West Alabama, West Florida, West Georgia, West Virginia, West Virginia Wesleyan, Western Carolina, Western Kentucky, Western Michigan, William & Mary, Winthrop, Wofford, Xavier.

\* Home, Away, and Neutral Records do not include unknown sites. 2020 Opponents in Bold







# RESULTS VS. OPPONENTS

## ACME (AU leads, 1-0)

YEAR	RESULT	LOCATION	DATE
1943	W, 4-2	Acme	5/6

## ALABAMA (AU trails, 163-134)

YEAR	RESULT	LOCATION	DATE
1896	W, 12-9	Auburn, Ala.	5/15
1896	W, 14-8	Auburn, Ala.	5/15
1897	PPD	Tuscaloosa, Ala.	5/7
1897	PPD	Tuscaloosa, Ala.	5/8
1899	W, 10-4	Tuscaloosa, Ala.	5/11
1899	L, 5-6	Tuscaloosa, Ala.	5/12
1899	W, 7-5	Tuscaloosa, Ala.	5/13
1900	W, 10-4	Montgomery, Ala.	4/27
1900	L, 5-9	Montgomery, Ala.	4/28
1900	L, 4-5	Montgomery, Ala.	4/28
1901	L, 1-5	Tuscaloosa, Ala.	4/26
1901	L, 1-9	Tuscaloosa, Ala.	4/27
1901	L, 2-5	Tuscaloosa, Ala.	4/27
1902	L, 2-18	Selma, Ala.	4/11
1902	L, 0-11	Selma, Ala.	4/12
1902	L, 0-11	Selma, Ala.	4/12
1903	W, 6-5	Selma, Ala.	5/1
1903	L, 3-10	Selma, Ala.	5/2
1903	L, 0-3	Selma, Ala.	5/2
1904	L, 4-6	Tuscaloosa, Ala.	4/14
1904	L, 1-8	Tuscaloosa, Ala.	4/15
1904	W, 5-4	Tuscaloosa, Ala.	4/16
1905	L, 2-3	Auburn, Ala.	4/13
1905	W, 4-3	Auburn, Ala.	4/14
1905	W, 6-5	Auburn, Ala.	4/15
1906	W, 14-0	Tuscaloosa, Ala.	4/20
1906	W, 7-4	Tuscaloosa, Ala.	4/21
1907	L, 1-2	Auburn, Ala.	4/25
1907	W, 12-4	Auburn, Ala.	4/26
1907	L, 5-8	Auburn, Ala.	4/27
1908	L, 1-3	Tuscaloosa, Ala.	4/23
1908	L, 1-9	Tuscaloosa, Ala.	4/25
1908	L, 0-1	Tuscaloosa, Ala.	4/25
1949	L, 3-4	Tuscaloosa, Ala.	5/13
1949	L, 7-20	Tuscaloosa, Ala.	5/14
1949	L, 3-12	Auburn, Ala.	5/20
1949	L, 0-4	Auburn, Ala.	5/21
1950	L, 1-17	Auburn, Ala.	5/3
1950	L, 0-17	Auburn, Ala.	5/4
1950	L, 7-9	Tuscaloosa, Ala.	5/13
1951	L, 4-5	Tuscaloosa, Ala.	4/18
1951	L, 5-6	Auburn, Ala.	4/30
1951	W, 2-0	Auburn, Ala.	5/1
1952	L, 1-5	Auburn, Ala.	4/21
1952	W, 8-4	Auburn, Ala.	4/22
1952	W, 14-6	Tuscaloosa, Ala.	4/25
1952	W, 10-8 (10)	Tuscaloosa, Ala.	4/26
1953	L, 1-7	Auburn, Ala.	4/3
1953	L, 0-6	Auburn, Ala.	4/4
1953	W, 9-4	Tuscaloosa, Ala.	5/8
1953	L, 4-7	Tuscaloosa, Ala.	5/9
1954	W, 4-1	Auburn, Ala.	4/2
1954	W, 2-1	Auburn, Ala.	4/3
1954	L, 2-5	Tuscaloosa, Ala.	5/4
1954	L, 1-4	Tuscaloosa, Ala.	5/4
1955	L, 1-3	Tuscaloosa, Ala.	5/2
1955	L, 2-10	Tuscaloosa, Ala.	5/3
1955	L, 6-14	Auburn, Ala.	5/6
1955	L, 6-9	Auburn, Ala.	5/7
1956	L, 11-13	Auburn, Ala.	4/16
1956	L, 11-13	Auburn, Ala.	4/17
1956	L, 1-6	Tuscaloosa, Ala.	1-6
1956	L, 2-4	Tuscaloosa, Ala.	2-4
1957	W, 11-8	Tuscaloosa, Ala.	4/30
1957	L, 4-8	Tuscaloosa, Ala.	5/4
1957	L, 6-16	Auburn, Ala.	5/6
1957	L, 7-10	Auburn, Ala.	5/7
1958	L, 5-7	Tuscaloosa, Ala.	4/18
1958	L, 5-7	Auburn, Ala.	4/22
1958	W, 9-3	Auburn, Ala.	4/25
1958	W, 3-2 (14)	Tuscaloosa, Ala.	5/14
1958	W, 5-4	Tuscaloosa, Ala.	5/15
1959	W, 8-6	Auburn, Ala.	4/6
1959	W, 8-6	Tuscaloosa, Ala.	5/4
1960	W, 11-10	Auburn, Ala.	4/5
1962	L, 6-7 (10)	Tuscaloosa, Ala.	5/2
1962	L, 5-11	Auburn, Ala.	5/7
1967	L, 0-3	Auburn, Ala.	3/28
1967	W, 7-6	Tuscaloosa, Ala.	4/25
1968	L, 1-2	Tuscaloosa, Ala.	4/2
1968	L, 2-9	Auburn, Ala.	4/30
1969	L, 1-2	Tuscaloosa, Ala.	4/15
1969	W, 5-1	Auburn, Ala.	5/6
1970	L, 1-8	Tuscaloosa, Ala.	4/21
1970	W, 3-2 (11)	Auburn, Ala.	5/5
1971	W, 12-8	Auburn, Ala.	4/23
1971	L, 5	Tuscaloosa, Ala.	5/4
1972	W, 3-0	Auburn, Ala.	4/4
1972	L, 6-8	Auburn, Ala.	4/4
1972	W, 8-4	Tuscaloosa, Ala.	4/25
1972	L, 1-9	Tuscaloosa, Ala.	4/25

1973	W, 3-2	Tuscaloosa, Ala.	4/3
1973	L, 3-6	Tuscaloosa, Ala.	4/3
1973	W, 6-3	Auburn, Ala.	4/24
1973	W, 7-4	Auburn, Ala.	4/24
1974	W, 4-1	Tuscaloosa, Ala.	4/9
1974	W, 2-1	Tuscaloosa, Ala.	4/9
1974	W, 6-2	Auburn, Ala.	4/16
1974	L, 0-6	Auburn, Ala.	4/16
1975	L, 0-2	Tuscaloosa, Ala.	4/8
1975	W, 12-0	Tuscaloosa, Ala.	4/8
1975	W, 4-3	Auburn, Ala.	5/6
1975	L, 2-6	Auburn, Ala.	5/6
1976	W, 4-0	Tuscaloosa, Ala.	3/8
1976	W, 5-2	Tuscaloosa, Ala.	3/8
1976	W, 11-5	Auburn, Ala.	3/9
1977	L, 5-11	Tuscaloosa, Ala.	4/9
1977	W, 5-2	Tuscaloosa, Ala.	4/9
1977	L, 5-12	Tuscaloosa, Ala.	4/10
1978	L, 5-9	Tuscaloosa, Ala.	3/4
1978	W, 5-3	Tuscaloosa, Ala.	3/5
1978	W, 3-1	Tuscaloosa, Ala.	3/5
1978	W, 13-5	Auburn, Ala.	4/8
1978	W, 11-5	Auburn, Ala.	4/8
1978	W, 12-2 (6)	Auburn, Ala.	4/9
1979	W, 10-2 (7)	Auburn, Ala.	3/31
1979	W, 3-2 (7)	Auburn, Ala.	3/31
1979	W, 9-4	Auburn, Ala.	4/1
1979	W, 11-4 (7)	Tuscaloosa, Ala.	5/5
1979	L, 1-4 (7)	Tuscaloosa, Ala.	5/5
1979	L, 3-4	Tuscaloosa, Ala.	5/6
1980	W, 10-1 (7)	Tuscaloosa, Ala.	3/28
1980	W, 3-2 (7)	Tuscaloosa, Ala.	3/29
1980	L, 3-8	Tuscaloosa, Ala.	3/30
1980	W, 5-3 (7)	Auburn, Ala.	5/3
1980	W, 8-5 (7)	Auburn, Ala.	5/4
1980	W, 5-4 (7)	Auburn, Ala.	5/4
1981	L, 1-2 (7)	Auburn, Ala.	3/28
1981	L, 0-2 (7)	Auburn, Ala.	3/28
1981	L, 3-8	Auburn, Ala.	3/29
1981	L, 3-10 (7)	Tuscaloosa, Ala.	5/2
1981	L, 5-6 (8)	Tuscaloosa, Ala.	5/2
1981	L, 3-13	Tuscaloosa, Ala.	5/3
1982	L, 7-8 (10)	Tuscaloosa, Ala.	3/27
1982	L, 5-8 (7)	Tuscaloosa, Ala.	3/28
1982	L, 10-11 (8)	Tuscaloosa, Ala.	3/28
1982	W, 8-7 (8)	Auburn, Ala.	5/7
1982	W, 8-5 (8)	Auburn, Ala.	5/1
1982	L, 9-14	Auburn, Ala.	5/2
1983	L, 3-12	Birmingham, Ala.	3/31
1983	L, 5-6	Tuscaloosa, Ala.	4/2
1983	L, 2-3	Tuscaloosa, Ala.	4/3
1983	W, 7-6	Tuscaloosa, Ala.	4/3
1983	L, 1-9	Auburn, Ala.	5/7
1983	L, 4-6	Auburn, Ala.	5/7
1983	L, 5-13	Auburn, Ala.	5/8
1984	L, 0-6 (7)	Tuscaloosa, Ala.	3/25
1984	W, 6-4 (7)	Tuscaloosa, Ala.	3/25
1984	L, 13-15	Birmingham, Ala.	4/23
1984	W, 3-2 (7)	Auburn, Ala.	4/28
1984	W, 2-1 (7)	Auburn, Ala.	4/28
1984	L, 2-6	Auburn, Ala.	4/29
1985	W, 4-2 (7)	Auburn, Ala.	3/2
1985	L, 2-4 (7)	Auburn, Ala.	3/2
1985	W, 9-7	Auburn, Ala.	3/3
1985	L, 2-3 (7)	Tuscaloosa, Ala.	4/6
1985	W, 17-8 (7)	Tuscaloosa, Ala.	4/6
1985	W, 10-6	Tuscaloosa, Ala.	4/7
1985	W, 10-6	Tuscaloosa, Ala.	5/2
1986	L, 6-12	Mobile, Ala.	4/9
1986	L, 0-7 (7)	Auburn, Ala.	4/19
1986	L, 1-3 (7)	Tuscaloosa, Ala.	4/19
1986	L, 1-5	Tuscaloosa, Ala.	4/20
1986	W, 10-1	Auburn, Ala.	4/20
1986	L, 8-13	Auburn, Ala.	4/20
1986	L, 7-8 (11)	Auburn, Ala.	4/20
1987	W, 7-2 (7)	Auburn, Ala.	4/25
1987	L, 4-9 (7)	Auburn, Ala.	4/25
1987	W, 9-4	Auburn, Ala.	4/26
1987	W, 6-0	Huntsville, Ala.	5/12
1988	W, 3-1 (11)	Huntsville, Ala.	4/12
1988	L, 2-12 (7)	Tuscaloosa, Ala.	4/23
1988	L, 6-7 (7)	Tuscaloosa, Ala.	4/24
1988	L, 1-6	Dothan, Ala.	4/27
1989	W, 21-9	Huntsville, Ala.	3/30
1989	L, 5-7 (11)	Auburn, Ala.	4/22
1989	W, 2-0 (7)	Auburn, Ala.	4/22
1989	L, 7-9	Auburn, Ala.	4/23
1989	L, 6-8	Dothan, Ala.	5/3
1990	W, 7-6	Auburn, Ala.	4/21
1990	W, 2-0 (7)	Auburn, Ala.	4/21
1990	W, 9-5	Auburn, Ala.	4/22
1990	L, 2-9	Montgomery, Ala.	4/24
1990	L, 8-11	Huntsville, Ala.	4/30
1991	W, 19-11	Tuscaloosa, Ala.	4/20
1991	W, 17-8 (7)	Tuscaloosa, Ala.	4/20
1991	L, 6-7	Tuscaloosa, Ala.	4/21
1991	W, 11-2	Montgomery, Ala.	4/23
1992	L, 1-7	Montgomery, Ala.	3/26
1992	W, 7-5	Dothan, Ala.	4/7

1992	L, 6-7	Tuscaloosa, Ala.	5/9
1992	W, 5-2 (7)	Tuscaloosa, Ala.	5/9
1992	W, 9-7	Tuscaloosa, Ala.	5/10
1993	L, 5-6	Huntsville, Ala.	3/24
1993	W, 11-3	Montgomery, Ala.	5/14
1993	L, 0-11	Auburn, Ala.	5/15
1993	W, 2-1	Auburn, Ala.	5/16
1993	W, 13-4	Baton Rouge, La.	5/20
1994	W, 8-7	Montgomery, Ala.	5/4
1994	L, 5-6	Huntsville, Ala.	5/12
1994	W, 5-4	Tuscaloosa, Ala.	5/13
1994	W, 6-3	Tuscaloosa, Ala.	5/14
1995	W, 6-1	Hoover, Ala.	3/29
1995	W, 10-8	Huntsville, Ala.	4/4
1995	L, 5-10	Montgomery, Ala.	5/12
1995	W, 3-1	Auburn, Ala.	5/13
1995	L, 4-7	Auburn, Ala.	5/14
1996	L, 0-2	Montgomery, Ala.	4/2
1996	L, 0-1	Tuscaloosa, Ala.	5/10
1996	L, 1-7	Hoover, Ala.	5/11
1996	L, 0-4	Tuscaloosa, Ala.	5/12
1997	W, 13-8	Auburn, Ala.	4/12
1997	L, 7-22	Auburn, Ala.	4/13
1997	L, 11-12 (11)	Auburn, Ala.	4/14
1998	L, 7-9	Tuscaloosa, Ala.	5/8
1998	W, 15-4 (8)	Tuscaloosa, Ala.	5/9
1998	L, 4-10	Tuscaloosa, Ala.	5/10
1998	W, 11-8	Columbus, Ga.	5/13
1998	L, 3-4	Columbus, Ga.	5/16
1998	W, 9-1	Columbus, Ga.	5/16
1999	W, 15-4	Auburn, Ala.	3/26
1999	W, 10-2	Auburn, Ala.	3/27
1999	L, 4-10	Auburn, Ala.	3/28
2000	L, 2-7	New Orleans, La.	2/20
2000	L, 2-3	Tuscaloosa, Ala.	5/5
2000	W, 6-3	Tuscaloosa, Ala.	5/6
2000	L, 4-13	Tuscaloosa, Ala.	5/7
2001	W, 5-4 (11)	Auburn, Ala.	4/20
2001	W, 7-5	Auburn, Ala.	4/21
2001	W, 10-5	Auburn, Ala.	4/22
2002	L, 6-8	Tuscaloosa, Ala.	4/26
2002	L, 5-6	Tuscaloosa, Ala.	4/27
2002	L, 0-7	Tuscaloosa, Ala.	4/28
2002	L, 3-6	Tuscaloosa, Ala.	6/1
2003	W, 10-2	Auburn, Ala.	4/4
2003	L, 2-3	Auburn, Ala.	4/5
2003	W, 7-6	Auburn, Ala.	4/6
2003	L, 5-7	Hoover, Ala.	5/23
2003	L, 3-13 (7)	Hoover, Ala.	5/24
2004	W, 8-2	Tuscaloosa, Ala.	4/16
2004	W, 7-1	Tuscaloosa, Ala.	4/17
2004	L, 0-19	Tuscaloosa, Ala.	4/18
2005	W, 8-1	Auburn, Ala.	5/20
2005	L, 6-8	Auburn, Ala.	5/21
2005	L, 9-11	Auburn, Ala.	5/22
2006	L, 5-6 (10)	Tuscaloosa, Ala.	4/28
2006	W, 7-6	Tuscaloosa, Ala.	4/29
2006	L, 1-9	Tuscaloosa, Ala.	4/30
2007	W, 12-5	Auburn, Ala.	4/20
2007	W, 6-3	Auburn, Ala.	4/21
2007	L, 4-12	Auburn, Ala.	4/22
2008	W, 5-4	Tuscaloosa, Ala.	4/25
2008	L, 4-5	Tuscaloosa, Ala.	4/26
2008	L, 7-17	Tuscaloosa, Ala.	4/27
2009	W, 8-7	Montgomery, Ala.	3/10
2009	W, 3-2 (10)	Auburn, Ala.	5/14
2009	L, 3-13 (7)	Auburn, Ala.	5/15
2009	L, 3-13 (7)	Auburn, Ala.	5/16
2010	W, 8-6	Montgomery, Ala.	3/24
2010	L, 5-10	Tuscaloosa, Ala.	4/2
2010	L, 5-6	Tuscaloosa, Ala.	4/3
2010	W, 7-1	Tuscaloosa, Ala.	4/4
2010	L, 1-7	Hoover, Ala.	5/26
2011	W, 2-1	Montgomery, Ala.	3/15
2011	W, 7-5	Auburn, Ala.	5/14
2011	W, 8-7	Auburn, Ala.	5/14
2011	L, 6-7	Auburn, Ala.	5/15
2012	W, 8-3	Montgomery, Ala.	3/6
2012	L, 6-10	Tuscaloosa, Ala.	4/6
2012	L, 3-4	Tuscaloosa, Ala.	4/7
2012	L, 2-		



RESULTS VS. OPPONENTS

Table of game results from 1994 to 2019, listing Year, Result, Location, and Date for various opponents.

ARKANSAS-PB (AU leads, 1-0) table with columns Year, Result, Location, Date.

ARKANSAS ST. (AU leads, 1-0) table with columns Year, Result, Location, Date.

ARMY (AU leads, 2-0) table with columns Year, Result, Location, Date.

ATLANTA BAPTIST (AU leads, 3-0) table with columns Year, Result, Location, Date.

AU RAMBLERS (AU leads, 1-0) table with columns Year, Result, Location, Date.

AUSTIN PEAY (AU leads, 5-1) table with columns Year, Result, Location, Date.

BELMONT (AU leads, 2-1) table with columns Year, Result, Location, Date.

BERRY COLLEGE (AU leads, 4-0) table with columns Year, Result, Location, Date.

BETHUNE-COOKMAN (AU leads, 3-1) table with columns Year, Result, Location, Date.

BILL WHITE'S TM (AU leads, 1-0) table with columns Year, Result, Location, Date.

BINGHAMTON (AU leads, 2-1) table with columns Year, Result, Location, Date.

B'HAM SOUTHERN (AU leads, 31-10) table with columns Year, Result, Location, Date.

Table of game results from 1991 to 2006, listing Year, Result, Location, Date.

BONA ALLEN (AU trails, 0-4) table with columns Year, Result, Location, Date.

BOSTON COLLEGE (AU leads, 3-1) table with columns Year, Result, Location, Date.

BRADLEY (AU leads, 1-0) table with columns Year, Result, Location, Date.

BROWN (AU leads, 7-0) table with columns Year, Result, Location, Date.

BRYANT (AU leads, 3-0) table with columns Year, Result, Location, Date.

BYU (AU leads, 3-0) table with columns Year, Result, Location, Date.

CALIFORNIA (AU trails, 1-0) table with columns Year, Result, Location, Date.

CALLAWAY MILLS (AU leads, 2-0) table with columns Year, Result, Location, Date.

CAMPBELL (AU leads, 5-1) table with columns Year, Result, Location, Date.

CAMP RUCKER (AU leads, 2-0) table with columns Year, Result, Location, Date.

UCF (AU leads, 7-2) table with columns Year, Result, Location, Date.

CENTRE COLLEGE (AU leads, 4-0) table with columns Year, Result, Location, Date.

Table of game results from 1908 to 1908, listing Year, Result, Location, Date.

CHA. SOUTHERN (AU leads, 4-0) table with columns Year, Result, Location, Date.

CHATTAHOOCHEE (AU leads, 2-0) table with columns Year, Result, Location, Date.

CHATTANOOGA (AU trails, 1-2) table with columns Year, Result, Location, Date.

CINCINNATI (AU leads, 5-0) table with columns Year, Result, Location, Date.

CLEMSON (AU leads, 48-42-3) table with columns Year, Result, Location, Date.







# RESULTS VS. OPPONENTS

1988	L, 1-8	Auburn, Ala.	2/20
1988	W, 5-2	Auburn, Ala.	2/21
1989	L, 2-4	Clemson, S.C.	2/25
1989	W, 7-6	Clemson, S.C.	2/26
1989	W, 14-7	Tallahassee, Fla.	5/26
1989	L, 1-11	Tallahassee, Fla.	5/27
1990	L, 3-6	Auburn, Ala.	2/24
1990	L, 0-6	Auburn, Ala.	2/25
1991	L, 4-6	Clemson, S.C.	2/23
1991	L, 3-7	Clemson, S.C.	2/24
1992	L, 3-4	Auburn, Ala.	2/29
1992	L, 3-9	Auburn, Ala.	3/1
1993	L, 6-9	Clemson, S.C.	2/20
1994	W, 11-5	Clemson, S.C.	5/28
1998	L, 4-9	Kissimmee, Fla.	2/8
2002	L, 4-7	Clemson, S.C.	2/22
2002	L, 5-8	Clemson, S.C.	2/23
2002	L, 5-6	Clemson, S.C.	2/24
2003	W, 8-1	Auburn, Ala.	2/22
2003	L, 8-11	Auburn, Ala.	2/22
2003	W, 7-3	Auburn, Ala.	2/23
2003	W, 15-0	Auburn, Ala.	5/31
2004	L, 9-14	Clemson, S.C.	3/12
2004	W, 5-4	Clemson, S.C.	3/13
2004	W, 9-6	Clemson, S.C.	3/14
2005	W, 6-5	Auburn, Ala.	3/4
2005	W, 8-4	Auburn, Ala.	3/5
2005	L, 3-14	Auburn, Ala.	3/6
2010	L, 2-5	Auburn, Ala.	6/5
2010	W, 11-10	Auburn, Ala.	6/6
2010	L, 7-13	Auburn, Ala.	6/7

## CLEVELAND ST. (AU leads, 4-0)

Year	Result	Location	Date
1973	W, 13-2	Auburn, Ala.	3/21
1973	W, 6-0	Auburn, Ala.	3/22
1974	W, 5-0	Auburn, Ala.	3/23
1974	W, 5-1	Auburn, Ala.	3/23

## COASTAL CAROLINA (AU leads, 1-0)

Year	Result	Location	Date
2019	W, 16-7	Atlanta, Ga.	5/31

## COLL. OF CHARLESTON (tied, 2-2)

Year	Result	Location	Date
2011	W, 7-4	Charleston, S.C.	3/5
2013	W, 5-1	Auburn, Ala.	2/23
2015	L, 6-7 (11)	Tallahassee, Fla.	5/29
2015	L, 2-3	Tallahassee, Fla.	5/31

## COLUMBUS ST. (AU leads, 27-7)

Year	Result	Location	Date
1974	W, 5-2	Auburn, Ala.	3/22
1974	W, 10-4	Auburn, Ala.	3/22
1975	W, 16-1	Auburn, Ala.	3/25
1975	W, 9-6	Auburn, Ala.	3/25
1977	L, 5-7	Auburn, Ala.	4/27
1977	W, 15-3	Columbus, Ga.	5/2
1978	W, 6-5	Auburn, Ala.	4/25
1978	W, 14-4	Columbus, Ga.	5/4
1979	W, 11-4	Auburn, Ala.	4/9
1979	L, 3-6	Columbus, Ga.	5/1
1980	L, 4-5	Columbus, Ga.	2/28
1980	W, 9-4	Auburn, Ala.	3/11
1980	W, 6-5 (10)	Auburn, Ala.	4/10
1980	L, 5-7	Columbus, Ga.	4/15
1981	W, 5-1	Columbus, Ga.	3/3
1981	W, 7-6	Auburn, Ala.	5/9
1982	W, 9-7	Auburn, Ala.	4/1
1982	W, 20-2	Columbus, Ga.	4/15
1983	L, 7-8 (12)	Columbus, Ga.	3/5
1983	W, 6-4	Auburn, Ala.	4/10
1984	W, 14-3	Columbus, Ga.	4/4
1984	W, 5-2	Auburn, Ala.	5/2
1985	L, 2-7	Columbus, Ga.	3/20
1985	W, 2-1	Auburn, Ala.	4/30
1986	L, 3-7	Columbus, Ga.	
1987	W, 9-8	Auburn, Ala.	3/28
1989	W, 7-0	Auburn, Ala.	4/1
1991	W, 11-2	Auburn, Ala.	4/16
1992	W, 4-2	Auburn, Ala.	3/31
1993	W, 5-3	Auburn, Ala.	4/7
1994	W, 7-2	Auburn, Ala.	3/30
1995	W, 9-4	Auburn, Ala.	4/12
1996	W, 9-8	Auburn, Ala.	5/7
1997	W, 9-2	Auburn, Ala.	5/6

## CONNECTICUT (AU leads, 1-0)

Year	Result	Location	Date
2014	W, 7-3	Port Charlotte, Fla.	2/16

## COPPIN ST. (AU leads, 2-0)

Year	Result	Location	Date
2014	W, 10-0	Auburn, Ala.	3/18
2014	W, 13-2	Auburn, Ala.	3/19

## CORNELL (AU leads, 1-0)

Year	Result	Location	Date
1991	W, 6-1	Auburn, Ala.	3/19

## CUMBERLAND (AU leads, 7-1)

Year	Result	Location	Date
1906	W, 5-4	Auburn, Ala.	3/26
1906	W, 9-3	Auburn, Ala.	3/27
1906	PPD	Auburn, Ala.	3/28
1909	W, 5-0	Auburn, Ala.	5/11
1909	W, 17-3	Auburn, Ala.	5/12
1909	W, 7-3	Auburn, Ala.	5/13
1914	W	Auburn, Ala.	5/7
1914	W, 7-2	Auburn, Ala.	5/8
1986	L, 2-4	Auburn, Ala.	3/5

## DAYTONA BEACH (AU leads, 1-0)

Year	Result	Location	Date
1940	W, 9-1	Auburn, Ala.	4/1

## DAVIDSON (AU leads, 15-0)

Year	Result	Location	Date
1997	W, 14-3	Auburn, Ala.	3/5
1998	W, 20-7	Auburn, Ala.	3/3
1998	W, 12-0	Auburn, Ala.	3/4
1999	W, 16-0 (7)	Auburn, Ala.	3/2
1999	W, 16-2 (7)	Auburn, Ala.	3/3
2000	W, 10-5	Auburn, Ala.	3/7
2001	W, 16-3	Auburn, Ala.	3/7
2006	W, 8-6	Auburn, Ala.	2/28
2007	W, 10-4	Auburn, Ala.	3/6
2008	W, 10-2	Auburn, Ala.	3/4
2008	W, 8-7	Auburn, Ala.	3/5
2009	W, 7-2	Auburn, Ala.	3/3
2009	W, 14-2	Auburn, Ala.	3/4
2010	W, 7-6	Auburn, Ala.	3/3
2010	W, 7-6	Auburn, Ala.	3/3

## DOTHAN (AU leads, 1-0)

Year	Result	Location	Date
1941	W, 5-0	Auburn, Ala.	4/23

## DUKE (AU trails, 1-2)

Year	Result	Location	Date
1923	W, 5-3	Auburn, Ala.	4/6
1923	L, 7-10	Montgomery, Ala.	4/7
1924	L, 2-4	Auburn, Ala.	4/21

## DUQUESNE (AU leads, 3-0)

Year	Result	Location	Date
1997	W, 11-2	Auburn, Ala.	3/1
1997	W, 11-0	Auburn, Ala.	3/2
1997	W, 11-5	Auburn, Ala.	3/3

## EAST CAROLINA (Series tied, 1-1)

Year	Result	Location	Date
1990	L, 4-5 (7)	Auburn, Ala.	3/3
1990	W, 9-6 (7)	Auburn, Ala.	3/3

## EASTERN ILLINOIS (AU leads, 2-1)

Year	Result	Location	Date
2013	L, 10-11	Auburn, Ala.	3/1
2013	W, 14-7	Auburn, Ala.	3/2
2013	W, 8-2	Auburn, Ala.	3/3

## EASTERN KY. (AU trails, 1-0)

Year	Result	Location	Date
1991	L, 1-2	Macon, Ga.	3/1

## EASTERN MICH. (AU leads, 3-0)

Year	Result	Location	Date
1995	W, 19-3	Auburn, Ala.	3/17
1995	W, 11-4	Auburn, Ala.	3/18
1995	W, 7-4	Auburn, Ala.	3/19

## E. TENNESSEE ST. (AU leads, 4-2)

Year	Result	Location	Date
1994	L, 7-9	Auburn, Ala.	4/11
2008	W, 6-3	Auburn, Ala.	2/22
2008	W, 12-1	Auburn, Ala.	2/23
2008	W, 12-4	Auburn, Ala.	2/24

2008	W, 12-2	Auburn, Ala.	2/25
2014	L, 2-3 (10)	Auburn, Ala.	2/23

## ELON (AU leads, 6-5)

Year	Result	Location	Date
2003	W, 11-1	Auburn, Ala.	2/28
2003	W, 3-1	Auburn, Ala.	3/1
2003	W, 7-1	Auburn, Ala.	3/2
2005	W, 8-7 (12)	Auburn, Ala.	2/25
2005	L, 4-6	Auburn, Ala.	2/26
2006	L, 2-10	Auburn, Ala.	2/24
2006	L, 2-3	Auburn, Ala.	2/26
2006	W, 13-3	Auburn, Ala.	2/26
2009	W, 5-3	Auburn, Ala.	2/20
2009	L, 6-11	Auburn, Ala.	2/21
2009	L, 8-9	Auburn, Ala.	2/22

## FAIRFAX MILLS (AU leads, 1-0)

Year	Result	Location	Date
1937	W, 5-3	Auburn, Ala.	5/11

## FAIRFIELD (Series tied, 1-1)

Year	Result	Location	Date
1978	L, 1-3	Auburn, Ala.	3/27
1979	W, 21-6	Auburn, Ala.	3/21

## FAULKNER (AU leads, 4-2)

Year	Result	Location	Date
1983	W, 13-6	Auburn, Ala.	3/22
1983	W, 19-14	Montgomery, Ala.	4/13
1983	L, 5-7	Auburn, Ala.	5/5
1984	L, 6-9	Auburn, Ala.	4/2
1984	W, 11-7	Montgomery, Ala.	4/5
1985	W, 9-2	Auburn, Ala.	4/19

## FERRIS ST. (AU leads, 2-0)

Year	Result	Location	Date
1987	W, 6-5 (7)	Auburn, Ala.	3/3
1987	W, 9-7 (7)	Auburn, Ala.	3/3

## FLORIDA (AU leads, 133-117-2)

Year	Result	Location	Date
1913	W, 3-2	Gainesville, Fla.	4/10
1913	W, 8-5	Gainesville, Fla.	4/11
1913	W, 4-2	Gainesville, Fla.	4/12
1914	W, 8-1	Gainesville, Fla.	4/9
1914	W, 4-3	Gainesville, Fla.	4/10
1914	L, 3-5	Gainesville, Fla.	4/11
1915	W, 8-2	Tallahassee, Fla.	4/23
1915	W, 7-2	Tallahassee, Fla.	4/24
1915	T, 5-5	Tallahassee, Fla.	4/24
1916	W, 7-0	Auburn, Ala.	5/12
1916	W, 14-3	Auburn, Ala.	5/13
1916	W, 7-1	Auburn, Ala.	5/13
1920	W, 7-2	Tallahassee, Fla.	5/4
1920	W, 10-1	Tallahassee, Fla.	5/5
1920	T, 1-1	Tallahassee, Fla.	5/5
1924	W, 10-3	Gainesville, Fla.	4/18
1924	L, 3-4	Gainesville, Fla.	4/19
1926	W, 2-1	Gainesville, Fla.	4/27
1926	W, 4-3	Gainesville, Fla.	4/28
1927	W, 2-1	Auburn, Ala.	4/4
1927	L, 0-1	Auburn, Ala.	4/5
1927	L, 8-9	Gainesville, Fla.	4/25
1927	L, 3-4	Gainesville, Fla.	4/26
1927	W, 5-0	Gainesville, Fla.	4/27
1928	W, 4-1	Auburn, Ala.	4/11
1928	W, 10-5	Auburn, Ala.	4/12
1928	L, 5-6	Gainesville, Fla.	4/26
1928	W, 2-0	Gainesville, Fla.	4/27
1928	W, 2-1	Gainesville, Fla.	4/28
1929	W, 9-7	Gainesville, Fla.	4/25
1929	W, 7-3	Gainesville, Fla.	4/26
1929	W, 7-6	Gainesville, Fla.	4/27
1930	L, 2-3	Gainesville, Fla.	4/24
1930	W, 3-2	Gainesville, Fla.	4/25
1930	L, 3-4	Gainesville, Fla.	4/26
1931	W, 6-3	Gainesville, Fla.	5/1
1931	L, 1-5	Gainesville, Fla.	5/2
1931	L, 1-5	Gainesville, Fla.	5/8
1931	W, 4-3	Gainesville, Fla.	5/9
1932	W, 5-2	Auburn, Ala.	4/22
1932	W, 6-2	Auburn, Ala.	4/23
1935	W, 7-6	Gainesville, Fla.	4/18
1935	W, 9-4	Gainesville, Fla.	4/19
1935	L, 6-8	Gainesville, Fla.	4/20
1936	W, 10-2	Auburn, Ala.	4/15
1936	W, 4-1	Auburn, Ala.	4/16
1937	W, 9-7	Gainesville, Fla.	4/23
1937	W, 9-4	Gainesville, Fla.	4/24
1938	L, 3-4	Auburn, Ala.	4/15
1938	W, 6-5	Auburn, Ala.	4/16
1939	L, 2-9	Gainesville, Fla.	5/5

1939	W, 11-2	Gainesville, Fla.	5/6
1940	W, 2-1	Auburn, Ala.	5/3
1940	L, 2-4	Auburn, Ala.	5/4
1941	W, 10-9	Gainesville, Fla.	5/2
1941	L, 5-6	Gainesville, Fla.	5/3
1946	W, 3-1	Auburn, Ala.	4/12
1946	L, 1-4	Auburn, Ala.	4/13
1946	W, 7-1	Gainesville, Fla.	4/29
1946	W, 8-3	Gainesville, Fla.	4/30
1947	W, 3-1	Auburn, Ala.	4/25
1947	W, 7-3	Auburn, Ala.	4/26
1947	W, 18-7	Gainesville, Fla.	5/12
1947	W, 9-2	Gainesville, Fla.	5/13
1948	W, 12-1	Auburn, Ala.	4/21
1948	W, 9-5	Auburn, Ala.	4/22
1949	L, 4-8	Gainesville, Fla.	5/6
1949	W,		



RESULTS VS. OPPONENTS

Table of game results for Auburn, Ala. from 1971 to 2018, including date, score, and opponent.

Table of game results for Gainesville, Fla. from 2018, including date, score, and opponent.

FLORIDA A&M (AU leads, 4-0)

Table of game results for Florida A&M from 2012 to 2017.

FAU (AU leads, 3-1)

Table of game results for Florida A&M University from 1998 to 2010.

FIU (AU leads, 4-2)

Table of game results for Florida International University from 1983 to 1984.

FLA. SOUTHERN (AU leads, 2-0)

Table of game results for Florida Southern from 1950 to 1956.

FLORIDA ST. (AU trails, 75-44)

Table of game results for Florida State from 1904 to 1971.

Table of game results for Tallahassee, Fla. from 1972 to 2017.

FT. BENNING (AU leads, 26-13)

Table of game results for Ft. Benning from 1921 to 1943.

Table of game results for Auburn, Ala. from 1946 to 1955.

FURMAN (AU leads, 6-2)

Table of game results for Furman from 1920 to 2000.

GADSDEN (AU leads, 1-0)

Table of game results for Gadsden from 1940.

GEORGE WASH. (AU leads, 3-1)

Table of game results for George Washington from 2017.

GEORGIA (AU leads, 179-168-4)

Table of game results for Georgia from 1896 to 1922.







# RESULTS VS. OPPONENTS

Year	Result	Location	Date
1923	PPD	Auburn, Ala.	5/5
1923	L, 5-7 (8)	Montgomery, Ala.	5/6
1923	L, 1-9	Athens, Ga.	5/12
1923	L, 0-3	Athens, Ga.	5/13
1924	L, 3-5	Auburn, Ala.	5/9
1924	W, 2-1	Auburn, Ala.	5/10
1924	L, 0-9	Athens, Ga.	5/17
1925	L, 2-5	Auburn, Ala.	4/3
1925	L, 2-3	Auburn, Ala.	4/4
1925	L, 1-4	Athens, Ga.	5/1
1925	L, 0-8	Athens, Ga.	5/2
1926	W, 6-2	Auburn, Ala.	3/24
1926	PPD	Auburn, Ala.	3/25
1926	L, 1-9	Athens, Ga.	4/30
1926	L, 2-3	Athens, Ga.	5/1
1927	W, 7-6	Auburn, Ala.	3/30
1927	W, 6-2	Auburn, Ala.	3/31
1928	T, 3-3	Auburn, Ala.	4/9
1928	W, 5-1	Athens, Ga.	5/8
1929	L, 3-5	Athens, Ga.	4/8
1929	L, 7-8	Athens, Ga.	4/9
1929	L, 1-11	Auburn, Ala.	5/10
1929	W, 6-2	Auburn, Ala.	5/11
1930	L, 2-4	Auburn, Ala.	4/11
1930	L, 3-7	Auburn, Ala.	4/12
1930	L, 0-2	Athens, Ga.	5/2
1930	W, 8-6	Athens, Ga.	5/3
1931	W, 12-2	Athens, Ga.	4/22
1931	W, 13-7	Athens, Ga.	4/23
1931	W, 3-1	Auburn, Ala.	4/27
1931	W, 7-6	Auburn, Ala.	4/28
1932	W, 3-1	Auburn, Ala.	4/8
1932	W, 9-0	Auburn, Ala.	4/9
1932	L, 1-5	Athens, Ga.	4/18
1932	L, 3-11	Athens, Ga.	4/19
1933	T, 8-8	Auburn, Ala.	4/14
1933	L, 1-8	Athens, Ga.	4/21
1934	W, 9-8	Auburn, Ala.	4/13
1934	L, 7-12	Auburn, Ala.	4/14
1934	L, 6-10	Athens, Ga.	4/20
1934	L, 0-5	Athens, Ga.	4/21
1935	W, 4-3	Auburn, Ala.	4/5
1935	L, 5-11	Auburn, Ala.	4/6
1935	W, 7-2	Athens, Ga.	4/10
1935	L	Athens, Ga.	4/11
1936	W, 3-2	Athens, Ga.	4/10
1936	L, 3-8	Athens, Ga.	4/11
1936	W, 6-2	Athens, Ga.	4/17
1936	W, 3-0	Athens, Ga.	4/18
1937	W, 7-4	Athens, Ga.	4/9
1937	W, 12-7	Athens, Ga.	4/10
1937	W, 2-1	Auburn, Ala.	4/16
1937	W, 7-2	Auburn, Ala.	4/17
1938	W, 3-2	Auburn, Ala.	4/22
1938	L, 2-1	Auburn, Ala.	4/23
1938	L, 7-11	Athens, Ga.	5/6
1938	W, 12-10	Athens, Ga.	5/7
1939	W, 5-2	Auburn, Ala.	4/21
1939	L, 3-6	Auburn, Ala.	4/22
1939	W, 10-7	Athens, Ga.	5/3
1939	L, 3-5	Athens, Ga.	5/4
1940	L, 0-4	Auburn, Ala.	4/12
1940	L, 3-14	Auburn, Ala.	4/13
1940	L, 5-6	Athens, Ga.	4/22
1940	W, 11-6	Athens, Ga.	4/23
1941	L, 4-30	Athens, Ga.	4/11
1941	L, 3-8	Athens, Ga.	4/12
1941	W, 3-2	Auburn, Ala.	4/18
1941	W, 10-9	Auburn, Ala.	4/19
1942	L, 4-8	Athens, Ga.	4/3
1942	W, 8-3	Athens, Ga.	4/4
1942	L, 13-17	Auburn, Ala.	4/17
1942	L, 3-7	Auburn, Ala.	4/18
1943	W, 14-3	Athens, Ga.	4/16
1943	L, 5-6	Athens, Ga.	4/17
1943	W, 6-4	Auburn, Ala.	4/23
1943	W, 5-4	Auburn, Ala.	4/24
1946	L	Athens, Ga.	4/26
1946	L, 5-6	Athens, Ga.	4/27
1946	W, 5-2	Auburn, Ala.	5/27
1946	W, 4-3	Auburn, Ala.	5/28
1947	W, 11-7	Athens, Ga.	5/6
1947	L, 9-10	Athens, Ga.	5/7
1947	W, 3-0	Auburn, Ala.	5/22
1947	W	Auburn, Ala.	5/23
1948	L, 2-10	Auburn, Ala.	4/10
1948	W, 6-1	Athens, Ga.	5/7
1948	W, 5-4	Athens, Ga.	5/8
1949	W, 5-4	Auburn, Ala.	4/8
1949	L, 2-4	Auburn, Ala.	4/9
1949	L, 0-15	Athens, Ga.	4/19
1949	W, 8-4	Athens, Ga.	4/20
1950	L, 5-8	Auburn, Ala.	4/7
1950	L, 3-5	Auburn, Ala.	4/8
1950	L, 1-11	Athens, Ga.	4/21
1950	W, 10-7	Athens, Ga.	4/22
1951	L, 4-8	Auburn, Ala.	4/23
1951	W, 15-5	Auburn, Ala.	4/24
1952	W, 6-1	Auburn, Ala.	5/13
1952	L, 4-10		
1953	L, 2-3		
1953	L, 3-8		
1953	L, 5-6		
1953	W, 7-5		
1954	W, 4-3	Auburn, Ala.	3/26
1954	W, 4-3	Auburn, Ala.	4/16
1954	W, 7-5	Athens, Ga.	4/17
1955	L, 8-10	Auburn, Ala.	4/11
1955	L, 4-5	Auburn, Ala.	4/12
1955	L, 8-14	Athens, Ga.	4/25
1955	L, 6-16	Athens, Ga.	4/26
1956	L, 3-8	Athens, Ga.	3/23
1956	W, 3-1	Athens, Ga.	3/24
1956	L, 1-2	Athens, Ga.	3/24
1957	W, 7-3	Auburn, Ala.	3/23
1957	W, 11-0	Auburn, Ala.	3/23
1958	W, 5-1	Athens, Ga.	3/28
1958	W, 5-3	Athens, Ga.	3/29
1958	L, 7-14	Auburn, Ala.	5/2
1958	W, 4-1	Auburn, Ala.	5/3
1959	L, 3-9		
1959	W, 8-5		
1959	W, 13-3		
1959	W, 7-1		
1960	W, 8-5	Athens, Ga.	4/15
1960	W, 15-4	Athens, Ga.	4/16
1960	W, 7-3	Auburn, Ala.	5/9
1960	W, 7-6 (11)	Auburn, Ala.	5/10
1961	W, 6-4	Auburn, Ala.	4/14
1961	L, 0-2 (5)	Auburn, Ala.	4/15
1961	W, 2-1	Athens, Ga.	5/5
1961	L, 4-9	Athens, Ga.	5/6
1962	L, 4-6	Athens, Ga.	4/13
1962	W, 2-1	Athens, Ga.	4/14
1962	W, 5-3	Auburn, Ala.	5/4
1962	W, 12-6	Auburn, Ala.	5/5
1963	W, 11-0		
1963	W, 5-4		
1963	L, 4-6		
1963	W, 5-3		
1964	L, 5-6		
1964	W, 3-2		
1964	W, 6-1		
1964	W, 5-4		
1965	W, 4-3		
1965	W, 6-1		
1965	L, 3-5		
1965	W, 3-1		
1966	L, 3-4	Athens, Ga.	4/15
1966	W, 5-2	Athens, Ga.	4/16
1966	L, 2-3	Auburn, Ala.	5/6
1966	L, 2-9	Auburn, Ala.	5/7
1967	W, 6-0	Auburn, Ala.	3/31
1967	W, 5-4	Auburn, Ala.	4/1
1967	W, 1-0	Athens, Ga.	5/5
1967	W, 19-0	Athens, Ga.	5/6
1968	W, 8-2	Athens, Ga.	5/3
1968	L, 3-4	Athens, Ga.	5/4
1968	W, 7-6	Auburn, Ala.	5/10
1968	W, 8-1	Auburn, Ala.	5/11
1969	W, 7-3	Auburn, Ala.	4/18
1969	L, 3-5	Auburn, Ala.	4/19
1969	L, 2-7	Athens, Ga.	5/9
1969	L, 7-10	Athens, Ga.	5/10
1970	L, 0-1	Athens, Ga.	4/18
1970	L, 4-5 (10)	Athens, Ga.	4/18
1970	W, 4-3 (13)	Auburn, Ala.	5/8
1970	W, 4-3 (11)	Auburn, Ala.	5/9
1971	W, 13-7		
1971	W, 8-7		
1971	L, 6-8		
1971	L, 2-4		
1972	L, 6-7	Athens, Ga.	4/14
1972	W, 10-6	Athens, Ga.	4/15
1972	L, 0-2	Auburn, Ala.	5/5
1972	W, 2-1	Auburn, Ala.	5/6
1973	L, 6-8	Auburn, Ala.	4/13
1973	L, 9-12	Auburn, Ala.	4/14
1973	L, 2-4	Athens, Ga.	5/4
1973	L, 5-6	Athens, Ga.	5/5
1974	W, 5-1	Athens, Ga.	4/12
1974	W, 4-2	Athens, Ga.	4/13
1974	W, 3-2	Auburn, Ala.	5/3
1974	L, 5-7	Auburn, Ala.	5/4
1975	W, 8-2	Auburn, Ala.	4/11
1975	L, 1-2	Auburn, Ala.	4/12
1975	L, 4-11	Athens, Ga.	5/2
1976	W, 11-3	Athens, Ga.	4/2
1976	L, 2-3	Athens, Ga.	4/3
1977	W, 11-2	Auburn, Ala.	4/13
1978	W, 8-7	Gainesville, Fla.	5/12
1982	W, 10-7	Auburn, Ala.	3/23
1983	L, 0-5	Auburn, Ala.	3/2
1983	W, 11-7	Auburn, Ala.	3/2
1983	W, 11-5	Athens, Ga.	4/19
1983	W, 13-9	Athens, Ga.	4/20
1984	W, 5-3	Auburn, Ala.	4/10
1984	L, 6-10	Auburn, Ala.	4/11
1985	W, 23-11		
1985	L, 13-15		
1986	L, 1-5 (7)		
1986	L, 4-5 (8)		
1986	L, 5-8		
1986	L, 7-11		
1987	L, 2-3 (7)		
1987	L, 5-10 (7)		
1987	L, 1-7		
1988	W, 8-3 (7)		
1988	W, 7-4 (7)		
1988	W, 18-5		
1989	W, 6-8		
1989	W, 30-7		
1989	L, 2-5		
1989	L, 8-9		
1989	W, 2-1		
1990	L, 2-14		
1990	L, 0-7 (7)		
1990	L, 10-11		
1991	W, 10-9		
1991	W, 3-2 (7)		
1991	W, 6-5		
1994	W, 23-1		
1994	W, 9-5		
1994	L, 12-13		
1995	W, 5-4		
1995	W, 9-4		
1995	W, 2-0		
1996	W, 3-2		
1996	L, 4-7		
1996	L, 10-12		
1997	W, 14-1		
1997	W, 9-2		
1997	W, 13-6		
1998	W, 7-5		
1998	W, 9-4		
1998	W, 19-5		
1999	W, 8-2		
1999	W, 11-8		
1999	W, 13-2		
2000	W, 18-6		
2000	W, 9-4		
2000	W, 9-8		
2001	L, 6-9		
2001	L, 4-8		
2001	L, 4-5		
2001	L, 4-8		
2002	W, 10-9		
2002	L, 9-10 (11)		
2002	W, 8-7		
2003	W, 4-3 (13)		
2003	W, 6-3		
2003	L, 6-7		
2004	L, 2-11		
2004	L, 0-4		
2004	W, 4-3		
2005	W, 5-4		
2005	L, 5-7		
2005	L, 4-10		
2006	L, 7-10		
2006	L, 3-4		
2006	L, 4-9		
2007	L, 3-4		
2007	L, 2-3		
2007	L, 2-6		
2010	W, 20-3		
2010	W, 4-3		
2010	W, 19-3		
2011	W, 4-3 (11)		
2011	W, 3-0		



RESULTS VS. OPPONENTS

Table of game results from 1918 to 1954, including date, score, and opponent.

Table of game results from 1954 to 1993, including date, score, and opponent.

Summary tables for various opponents: GUNTER FIELD (AU trails 1-2), HAMILTON, ONT. (AU leads, 1-0), HIRAM (AU leads, 1-0), HOFSTRA (AU leads, 12-0), HOLY CROSS (AU leads, 3-0), HOUSTON (AU leads, 2-1), HUNTINGDON (AU leads, 16-5), ILLINOIS (Series tied, 2-2), ILLINOIS ST. (AU trails, 3-2), INDIANA (AU leads, 4-1).

Summary tables for various opponents: IU-SOUTHEAST (AU leads, 1-0), INDIANA ST. (AU leads, 5-0), JACKSON ST. (Series tied, 1-1), JACKSONVILLE (AU leads, 11-8), JAX STATE (AU leads, 22-17), KENNESAW ST. (AU leads, 6-3).







# RESULTS VS. OPPONENTS

2017	W, 6-4	Auburn, Ala.	3/8
2017	W, 15-7	Kennesaw, Ga.	4/18

## KENTUCKY (AU leads, 80-45)

Year	Result	Location	Date
1956	W, 25-6	Lexington, Ky.	4/20
1956	W, 19-10	Lexington, Ky.	4/21
1956	W, 10-5	Lexington, Ky.	4/21
1957	W, 12-5	Auburn, Ala.	4/19
1957	W, 1-0	Auburn, Ala.	4/20
1957	W, 10-8	Auburn, Ala.	4/20
1960	W, 7-2	Lexington, Ky.	4/29
1960	W, 7-5	Lexington, Ky.	4/30
1961	W, 17-4	Auburn, Ala.	4/7
1961	W, 7-5 (12)	Auburn, Ala.	4/8
1962	W, 5-0	Lexington, Ky.	4/29
1962	L, 4-7	Lexington, Ky.	4/30
1963	W, 13-6	Lexington, Ky.	4/12
1963	W, 14-2	Lexington, Ky.	4/13
1964	L, 1-2	Lexington, Ky.	4/24
1964	L, 4-5	Lexington, Ky.	4/25
1965	W, 5-4	Auburn, Ala.	3/19
1965	W, 11-6	Auburn, Ala.	3/20
1966	L, 1-2	Lexington, Ky.	4/29
1967	W, 2-0	Auburn, Ala.	4/10
1967	L, 2-3	Auburn, Ala.	4/10
1967	W, 4-1	Auburn, Ala.	4/11
1968	L, 4-5	Lexington, Ky.	4/18
1968	L, 9-16	Lexington, Ky.	4/18
1968	L, 0-3	Lexington, Ky.	4/20
1969	L, 2-4	Auburn, Ala.	4/28
1969	W, 2-0	Auburn, Ala.	4/28
1969	W, 12-2	Auburn, Ala.	4/29
1970	W, 1-0	Lexington, Ky.	4/25
1970	W, 4-2	Lexington, Ky.	4/25
1971	L, 5-6	Auburn, Ala.	4/9
1971	W, 2-0	Auburn, Ala.	4/10
1971	L, 13-14	Auburn, Ala.	4/12
1972	W, 5-2	Lexington, Ky.	4/8
1972	L, 4-5	Lexington, Ky.	4/8
1973	W, 5-1	Auburn, Ala.	4/6
1973	W, 2-1	Auburn, Ala.	4/6
1974	L, 6-7	Lexington, Ky.	4/5
1974	W, 12-2	Lexington, Ky.	4/5
1974	W, 5-2	Lexington, Ky.	4/6
1975	L, 1-4	Auburn, Ala.	4/4
1975	W, 9-4	Auburn, Ala.	4/4
1975	W, 15-7	Auburn, Ala.	4/5
1976	L, 6-7	Lexington, Ky.	5/13
1976	W, 6-0	Auburn, Ala.	5/16
1976	W, 14-6	Auburn, Ala.	5/16
1986	W, 1-0	Auburn, Ala.	4/12
1986	W, 16-5	Auburn, Ala.	4/13
1986	W, 5-4	Auburn, Ala.	4/14
1987	W, 12-7 (7)	Lexington, Ky.	4/18
1987	L, 5-6 (7)	Lexington, Ky.	4/18
1987	L, 4-11	Lexington, Ky.	4/19
1987	W, 5-4 (10)	Athens, Ga.	5/15
1988	W, 9-1 (7)	Auburn, Ala.	4/16
1988	W, 2-0 (7)	Auburn, Ala.	4/16
1988	L, 1-2	Auburn, Ala.	4/17
1989	L, 5-7	Lexington, Ky.	4/15
1989	W, 5-3 (10)	Lexington, Ky.	4/15
1989	L, 4-9	Lexington, Ky.	4/16
1990	W, 9-6	Auburn, Ala.	4/28
1990	L, 1-5 (7)	Auburn, Ala.	4/28
1990	L, 4-7	Auburn, Ala.	4/29
1991	L, 10-11	Lexington, Ky.	4/27
1991	W, 10-3 (7)	Lexington, Ky.	4/27
1991	W, 3-1	Lexington, Ky.	4/28
1991	W, 8-5	Baton Rouge, La.	5/17
1992	L, 3-6	Auburn, Ala.	3/28
1992	L, 4-8 (7)	Auburn, Ala.	3/28
1992	L, 8-11	Auburn, Ala.	3/29
1993	W, 10-4	Lexington, Ky.	4/3
1993	W, 7-3 (7)	Lexington, Ky.	4/3
1993	W, 16-8	Lexington, Ky.	4/4
1996	W, 16-10	Auburn, Ala.	3/29
1996	L, 4-7	Auburn, Ala.	3/30
1996	W, 12-6	Auburn, Ala.	3/31
1997	W, 5-0 (5)	Lexington, Ky.	3/28
1997	L, 5-6 (12)	Lexington, Ky.	3/29
1997	W, 18-3	Lexington, Ky.	3/30
1998	L, 7-10	Auburn, Ala.	5/1
1998	W, 14-3	Auburn, Ala.	5/2
1998	W, 15-2	Auburn, Ala.	5/3
1999	L, 1-10	Lexington, Ky.	5/7
1999	W, 7-4	Lexington, Ky.	5/8
1999	W, 5-4	Lexington, Ky.	5/9
2002	L, 1-3	Auburn, Ala.	3/15
2002	W, 4-3	Auburn, Ala.	3/16
2002	W, 5-0	Auburn, Ala.	3/17
2003	W, 14-10	Lexington, Ky.	3/21
2003	W, 10-3	Lexington, Ky.	3/22
2003	W, 10-3	Lexington, Ky.	3/23
2004	L, 0-8	Auburn, Ala.	3/19
2004	L, 3-4	Auburn, Ala.	3/20
2004	W, 3-2 (10)	Auburn, Ala.	3/21

2005	W, 8-4	Lexington, Ky.	4/15
2005	L, 2-6	Lexington, Ky.	4/16
2005	W, 4-3	Lexington, Ky.	4/17
2006	L, 7-8	Auburn, Ala.	3/31
2006	W, 5-1	Auburn, Ala.	4/1
2006	W, 12-6	Auburn, Ala.	4/2
2007	W, 18-7	Lexington, Ky.	5/17
2007	W, 13-6	Lexington, Ky.	5/18
2007	L, 7-8	Lexington, Ky.	5/19
2008	W, 2-0	Auburn, Ala.	3/21
2008	W, 7-5	Auburn, Ala.	3/22
2008	L, 8-9	Auburn, Ala.	3/23
2009	L, 5-6 (10)	Lexington, Ky.	5/9
2009	L, 2-8	Lexington, Ky.	5/9
2009	W, 7-5	Lexington, Ky.	5/10
2010	W, 13-6	Auburn, Ala.	4/23
2010	L, 7-8	Auburn, Ala.	4/24
2010	W, 6-5	Auburn, Ala.	4/25
2011	W, 12-9	Lexington, Ky.	4/8
2011	W, 15-8	Lexington, Ky.	4/9
2011	W, 8-2	Lexington, Ky.	4/10
2014	L, 3-6	Lexington, Ky.	5/9
2014	W, 8-1	Lexington, Ky.	5/10
2014	L, 5-6 (10)	Lexington, Ky.	5/11
2015	W, 6-3	Hoover, Ala.	5/19
2016	W, 5-2	Auburn, Ala.	4/29
2016	W, 10-6	Auburn, Ala.	4/30
2016	L, 6-9	Auburn, Ala.	5/1
2018	L, 4-5	Lexington, Ky.	3/23
2018	W, 4-3 (7)	Lexington, Ky.	3/25
2018	L, 3-13 (7)	Lexington, Ky.	3/25
2018	W, 4-3 (11)	Hoover, Ala.	5/22

## LAGRANGE (AU leads, 6-0)

Year	Result	Location	Date
1987	W, 12-4	Auburn, Ala.	3/29
1988	W, 8-6	Auburn, Ala.	4/6
1988	W, 15-0	Auburn, Ala.	4/20
1989	W, 8-1	Auburn, Ala.	4/20
1990	W, 20-6	Auburn, Ala.	4/3
1991	W, 14-0 (7)	Auburn, Ala.	4/30

## LANETT (AU leads, 8-2-1)

Year	Result	Location	Date
1932	W, 6-5	Lanett, Ala.	4/1
1933	W, 8-3	Lanett, Ala.	4/1
1933	W, 7-2	Auburn, Ala.	4/18
1934	W, 5-0	Auburn, Ala.	3/23
1934	W, 4-1	Lanett, Ala.	3/24
1938	L, 5-8	Auburn, Ala.	4/2
1939	W, 6-2	Lanett, Ala.	4/7
1939	W, 5-1	Lanett, Ala.	5/15
1940	T	Lanett, Ala.	4/16
1940	W, 19-12	Lanett, Ala.	5/9
1951	L, 5-14	Lanett, Ala.	4/21

## LIBERTY (AU leads, 2-0)

Year	Result	Location	Date
1998	W, 3-2	Tallahassee, Fla.	5/22
2000	W, 6-5 (10)	Auburn, Ala.	3/14

## LINCOLN MEM. (AU leads, 4-1)

Year	Result	Location	Date
1990	W, 2-1 (7)	Auburn, Ala.	3/28
1990	W, 7-0 (7)	Auburn, Ala.	3/28
1991	W, 14-9	Auburn, Ala.	3/26
1991	W, 10-1	Auburn, Ala.	3/27
1992	L, 1-2	Auburn, Ala.	4/1

## LIPSCOMB (AU leads, 3-2)

Year	Result	Location	Date
2007	L, 3-4 (12)	Auburn, Ala.	2/14
2009	W, 17-4	Auburn, Ala.	2/24
2017	W, 8-0	Auburn, Ala.	3/3
2017	W, 5-4	Auburn, Ala.	3/4
2017	L, 7-8	Auburn, Ala.	3/5

## LONGWOOD (AU leads, 3-0)

Year	Result	Location	Date
2018	W, 6-0	Auburn, Ala.	2/16
2018	W, 25-1	Auburn, Ala.	2/17
2018	W, 3-0	Auburn, Ala.	2/18

## LA. COLLEGE (AU leads, 2-0)

Year	Result	Location	Date
1992	W, 9-8	Auburn, Ala.	4/14
1992	W, 10-0	Auburn, Ala.	4/15

## ULM (AU leads, 2-0)

Year	Result	Location	Date
1964	W, 11-3		3/23

1964	W, 8-2	3/24
------	--------	------

## LSU (AU trails, 107-74)

Year	Result	Location	Date
1907	W, 4-0	Baton Rouge, La.	3/28
1907	W, 5-3	Baton Rouge, La.	3/29
1907	L, 3-4	Baton Rouge, La.	3/30
1917	CNCLD	Auburn, Ala.	4/20
1917	CNCLD	Auburn, Ala.	4/21
1936	L, 4-6	Auburn, Ala.	4/13
1936	L, 4-16	Auburn, Ala.	4/14
1951	L, 2-5	Baton Rouge, La.	4/6
1951	L, 0-3	Baton Rouge, La.	4/7
1952	W, 5-4	Auburn, Ala.	3/28
1952	W, 7-6	Auburn, Ala.	3/29
1953	W, 6-5	Baton Rouge, La.	3/23
1953	L, 7-11	Baton Rouge, La.	3/24
1961	L, 3-4	Auburn, Ala.	5/10
1961	L, 5-6 (11)	Baton Rouge, La.	5/12
1976	L, 3-4	Baton Rouge, La.	4/9
1976	W, 5-2	Baton Rouge, La.	4/9
1976	L, 1-3	Baton Rouge, La.	4/10
1976	L, 0-2	Auburn, Ala.	5/3
1976	W, 5-1	Auburn, Ala.	5/1
1977	W, 2-0	Auburn, Ala.	3/25
1977	W, 10-2	Auburn, Ala.	3/26
1977	W, 4-2	Auburn, Ala.	3/26
1977	L, 0-1 (10)	Baton Rouge, La.	4/30
1977	W, 3-0	Baton Rouge, La.	4/30
1978	L, 0-1	Baton Rouge, La.	3/25
1978	W, 3-0	Baton Rouge, La.	3/25
1978	L, 0-1	Baton Rouge, La.	3/26
1978	W, 8-5	Auburn, Ala.	4/29
1978	W, 5-4	Auburn, Ala.	4/29
1978	W, 14-1	Auburn, Ala.	4/30
1979	L, 4-7 (7)	Baton Rouge, La.	3/24
1979	L, 1-7 (7)	Baton Rouge, La.	3/24
1979	L, 2-3	Baton Rouge, La.	3/25
1979	W, 8-4 (7)	Auburn, Ala.	4/28
1979	W, 9-4 (7)	Auburn, Ala.	4/28
1979	L, 2-6	Auburn, Ala.	4/29
1980	L, 2-8 (7)	Baton Rouge, La.	3/18
1980	L, 5-10 (7)	Baton Rouge, La.	3/18
1980	W, 7-2 (7)	Auburn, Ala.	4/19
1980	W, 3-2 (7)	Auburn, Ala.	4/19
1980	W, 5-0	Auburn, Ala.	4/20
1981	W, 4-3 (7)	Baton Rouge, La.	3/22
1981	L, 1-2 (7)	Baton Rouge, La.	3/22
1981	W, 4-3 (7)	Auburn, Ala.	4/25
1981	L, 2-3 (9)	Auburn, Ala.	4/25
1981	W, 12-4	Auburn, Ala.	4/26
1982	L, 2-4 (7)	Baton Rouge, La.	3/7
1982	L, 0-11 (7)	Baton Rouge, La.	3/7
1982	W, 12-6	Auburn, Ala.	4/10
1982	W, 13-12	Auburn, Ala.	4/11
1982	W, 9-1 (7)	Auburn, Ala.	4/11
1983	W, 6-3	Auburn, Ala.	3/27
1983	W, 5-4	Auburn, Ala.	3/27
1983	L, 0-3	Baton Rouge, La.	4/30
1983	W, 7-1	Baton Rouge, La.	4/30
1983	L, 3-9	Baton Rouge, La.	5/1
1984	W, 4-0 (7)	Baton Rouge, La.	3/3
1984	L, 5-9 (7)	Baton Rouge, La.	3/3
1984	L, 6-8	Baton Rouge, La.	3/4
1984	L, 4-11 (7)	Auburn, Ala.	4/7
1984	W, 8-5 (7)	Auburn, Ala.	4/7
1984	L, 4-6	Auburn, Ala.	4/8
1985	L, 2-5 (7)	Baton Rouge, La.	3/30
1985	L, 0-7 (7)	Baton Rouge, La.	3/31
1985	L, 4-6	Baton Rouge, La.	3/31
1985	L, 0-5	Auburn, Ala.	5/4
1985	W, 5-4	Auburn, Ala.	5/4
1985	L, 3-4	Auburn, Ala.	5/5
1986	L, 1-7 (7)	Baton Rouge, La.	5/3
1986	L, 3-12 (7)	Baton Rouge, La.	5/3
1986	L, 3-4	Baton Rouge, La.	5/4
1987	L, 0-4 (7)	Auburn, Ala.	5/9
1987	L, 1-6 (7)	Auburn, Ala.	5/9
1987	W, 6-1	Auburn, Ala.	5/10
1987	W, 9-8	Athens, Ga.	5/14
1987	L, 2-4	Athens, Ga.	5/16
1988	W, 2-1 (7)	Baton Rouge, La.	5/7
1988	W, 8-1	Baton Rouge, La.	5/7
1988	W, 10-8	Baton Rouge, La.	5/8
1989	W, 12-8	Auburn, Ala.	5/6
1989	W, 1-0 (7)	Auburn, Ala.	5/6
1989	L, 1-8	Auburn, Ala.	5/7
1989	W, 8-5	Gainesville, Fla.	5/13
1990	L, 6-12	Baton Rouge, La.	3/31



RESULTS VS. OPPONENTS

LOYOLA (N.O.) (AU leads, 5-1)

Table with columns: Year, Result, Location, Date. Rows: 1926 W, 6-5 New Orleans, La. 3/31; 1926 W, 13-2 New Orleans, La. 4/1; 1970 W, 9-7 New Orleans, La. 3/23; 1970 W, 3-0 New Orleans, La. 3/24; 1970 W, 8-6 Auburn, Ala. 4/14; 1970 L, 9-10 Auburn, Ala. 4/15

MAINE (AU leads, 4-1)

Table with columns: Year, Result, Location, Date. Rows: 1976 L, 8-9 Omaha, Neb. 6/12; 2013 W, 3-2 Auburn, Ala. 2/15; 2013 W, 12-3 Auburn, Ala. 2/16; 2013 W, 4-3 Auburn, Ala. 2/16; 2013 W, 8-4 Auburn, Ala. 2/17

MARIETTA COLL. (AU leads, 1-0)

Table with columns: Year, Result, Location, Date. Row: 1975 W, 7-1 Auburn, Ala. 3/11

MARION (AU leads, 7-1)

Table with columns: Year, Result, Location, Date. Rows: 1907 W, 7-1 Auburn, Ala. 4/4; 1907 W Auburn, Ala. 4/5; 1907 L, 0-4 Auburn, Ala. 4/6; 1916 W, 1-0 Marion, Ga. 3/31; 1916 W, 3-1 Marion, Ga. 4/1; 1916 W, 2-0 Marion, Ga. 4/1; 1917 W, 10-1 Marion, Ga. 3/30; 1917 W, 11-1 Marion, Ga. 3/31

MARSHALL (AU leads, 7-0)

Table with columns: Year, Result, Location, Date. Rows: 1977 W, 17-5 Auburn, Ala. 3/15; 1984 W, 12-0 Auburn, Ala. 4/23; 1996 W, 11-4 Auburn, Ala. 4/22; 2002 W, 11-5 Auburn, Ala. 2/15; 2002 W, 21-4 Auburn, Ala. 2/16; 2002 W, 15-6 Auburn, Ala. 2/17

MARYLAND (AU leads, 2-1)

Table with columns: Year, Result, Location, Date. Rows: 1974 L, 1-3 Auburn, Ala. 3/11; 1974 W, 18-4 Auburn, Ala. 3/11; 1999 W, 15-0 Orlando, Fla. 1/31

MAXWELL AFB (AU leads, 4-0)

Table with columns: Year, Result, Location, Date. Rows: 1942 W, 11-1 Auburn, Ala. 5/1; 1946 W, 4-2 Montgomery, Ala. 5/18; 1947 W Auburn, Ala. 4/12; 1947 W Montgomery, Ala.

MEMPHIS (AU leads, 7-4)

Table with columns: Year, Result, Location, Date. Rows: 1974 W, 5-3 Auburn, Ala. 4/2; 1974 W, 5-0 Auburn, Ala. 4/2; 1974 W, 3-0 Auburn, Ala. 4/3; 1978 L, 2-7 Memphis, Tenn. 4/3; 1978 L, 9-10 Memphis, Tenn. 4/4; 1978 W, 11-5 Auburn, Ala. 4/13; 1978 L, 4-6 Auburn, Ala. 4/13; 1978 W, 14-10 Auburn, Ala. 5/20; 1978 L, 5-6 Auburn, Ala. 5/22; 2011 W, 6-2 Auburn, Ala. 3/8; 2018 W, 5-4 Auburn, Ala. 3/14

MERCER (AU leads, 103-47-1)

Table with columns: Year, Result, Location, Date. Rows: 1895 L Macon, Ga. 5/15; 1896 L Macon, Ga. 5/15; 1897 L, 4-19 Macon, Ga. 4/16; 1898 L, 3-7 Macon, Ga. 4/16; 1899 L, 2-11 Macon, Ga. 4/15; 1899 L, 4-19 Macon, Ga. 5/15; 1900 L, 4-11 Macon, Ga. 5/12; 1902 L, 4-6 Macon, Ga. 4/19; 1903 L, 6-8 Macon, Ga. 4/11; 1904 L, 1-8 Macon, Ga. 4/9; 1905 L, 1-3 Macon, Ga. 3/26; 1905 W, 5-2 Macon, Ga. 4/1; 1905 W, 12-7 Auburn, Ala. 4/24; 1906 W, 10-3 Macon, Ga. 4/6; 1906 W, 7-4 Macon, Ga. 4/7; 1906 W, 10-8 Macon, Ga. 5/14; 1906 W, 8-7 Macon, Ga. 5/15; 1907 T, 6-6 (11) Macon, Ga. 4/19; 1907 W, 3-0 Macon, Ga. 4/20

Table with columns: Year, Result, Location, Date. Rows: 1908 W, 2-1 Macon, Ga. 4/17; 1908 W, 3-1 Macon, Ga. 4/18; 1908 W, 10-0 Columbus, Ga. 4/27; 1908 W, 6-2 Columbus, Ga. 4/27; 1909 W, 4-3 Macon, Ga. 3/26; 1909 W, 1-0 Macon, Ga. 3/27; 1910 L, 3-8 Macon, Ga. 4/25; 1910 L, 1-3 Macon, Ga. 4/26; 1910 W, 2-1 Macon, Ga. 4/26; 1910 W, 6-5 Auburn, Ala. 5/9; 1910 W, 7-2 Auburn, Ala. 5/10; 1911 L, 0-1 Macon, Ga. 4/24; 1911 L, 1-8 Macon, Ga. 4/25; 1911 L, 1-9 Macon, Ga. 4/26; 1912 L, 0-1 Auburn, Ala. 4/25; 1913 W, 10-2 Auburn, Ala. 4/26; 1913 W, 8-4 Auburn, Ala. 4/26; 1914 L, 1-11 Macon, Ga. 4/24; 1916 W, 7-4 Macon, Ga. 4/26; 1916 L, 7-11 Macon, Ga. 4/27; 1916 L, 4-7 Macon, Ga. 4/27; 1917 L, 2-6 Auburn, Ala. 4/25; 1917 L, 2-4 Auburn, Ala. 4/26; 1918 W, 16-10 Auburn, Ala. 4/5; 1918 W, 6-2 Auburn, Ala. 4/6; 1918 L, 0-3 Macon, Ga. 4/26; 1918 L, 1-2 Macon, Ga. 4/27; 1919 L, 2-10 Macon, Ga. 4/25; 1919 W, 3-0 Macon, Ga. 4/26; 1919 W, 4-1 Auburn, Ala. 5/10; 1919 W, 5-4 (12) Auburn, Ala. 5/11; 1921 W, 8-5 Macon, Ga. 3/26; 1921 W, 5-0 Auburn, Ala. 4/29; 1921 W, 12-2 Auburn, Ala. 4/30; 1922 L, 3-4 Macon, Ga. 4/21; 1922 W, 6-4 Macon, Ga. 4/22; 1923 W, 4-0 (5) Auburn, Ala. 3/23; 1923 L, 0-2 Auburn, Ala. 3/24; 1924 L, 3-6 Macon, Ga. 3/28; 1924 L, 4-7 Macon, Ga. 3/29; 1925 L Macon, Ga. 5/15; 1925 L, 0-4 Macon, Ga. 5/16; 1926 W, 5-4 Auburn, Ala. 5/17; 1926 W, 9-5 Auburn, Ala. 5/18; 1928 W, 5-1 Auburn, Ala. 5/21; 1929 L, 4-5 Auburn, Ala. 5/21; 1930 W, 15-5 Auburn, Ala. 5/9; 1930 L, 5-7 Auburn, Ala. 5/10; 1931 W, 10-5 Macon, Ga. 4/6; 1931 W, 5-1 Macon, Ga. 4/7; 1931 W, 3-0 Macon, Ga. 5/5; 1947 W, 16-3 Auburn, Ala. 4/9; 1947 W Auburn, Ala. 4/10; 1949 W, 4-1 Macon, Ga. 3/30; 1950 L, 1-2 Auburn, Ala. 3/31; 1950 W, 10-5 Macon, Ga. 4/1; 1951 W, 16-0 Auburn, Ala. 3/27; 1951 W, 29-22 Montgomery, Ala. 3/28; 1952 W, 11-3 Auburn, Ala. 3/22; 1952 W, 2-1 Auburn, Ala. 3/22; 1953 W, 6-0 Auburn, Ala. 4/7; 1953 W, 9-5 Auburn, Ala. 4/29; 1954 W, 18-1 Macon, Ga. 3/29; 1954 W, 13-5 Auburn, Ala. 3/31; 1955 L, 3-5 Macon, Ga. 3/26; 1955 W, 15-8 Auburn, Ala. 4/4; 1956 W, 21-4 Auburn, Ala. 3/27; 1956 W, 10-4 Macon, Ga. 4/7; 1957 W, 14-1 Macon, Ga. 4/6; 1957 W, 15-5 Auburn, Ala. 4/9; 1958 W, 11-4 Macon, Ga. 4/2; 1958 L, 5-17 Auburn, Ala. 4/11; 1959 L, 5-6 Auburn, Ala. 4/21; 1959 W, 4-3 Auburn, Ala. 4/25; 1967 W, 4-3 Macon, Ga. 4/17; 1968 W, 4-3 Auburn, Ala. 4/17; 1968 W, 4-2 Macon, Ga. 5/1; 1969 W, 9-6 Macon, Ga. 3/25; 1969 L, 1-6 Auburn, Ala. 5/12; 1970 W, 9-1 Auburn, Ala. 4/28; 1970 L, 5-6 (11) Macon, Ga. 5/11; 1971 W, 6-4 Auburn, Ala. 4/20; 1972 W, 5-2 Auburn, Ala. 4/11; 1972 W, 6-3 Macon, Ga. 4/10; 1973 W, 4-3 Macon, Ga. 4/10; 1974 W, 9-7 Auburn, Ala. 4/10; 1974 W, 9-0 Auburn, Ala. 4/10; 1974 L, 2-9 Macon, Ga. 4/17; 1974 L, 2-3 Macon, Ga. 4/17; 1975 W, 9-2 Macon, Ga. 5/20; 1975 L, 2-4 Macon, Ga. 5/20; 1976 L, 4-10 Macon, Ga. 4/20; 1976 W, 6-2 Macon, Ga. 4/20; 1976 W, 9-4 Auburn, Ala. 4/20; 1976 W, 4-3 Auburn, Ala. 4/20; 1977 L, 7-10 Macon, Ga. 3/3; 1977 W, 17-7 Auburn, Ala. 4/11; 1978 W, 9-1 Auburn, Ala. 5/9; 1989 W, 10-3 (7) Auburn, Ala. 2/22

Table with columns: Year, Result, Location, Date. Rows: 1989 W, 5-4 (7) Auburn, Ala. 2/22; 1990 W, 2-0 (7) Auburn, Ala. 2/17; 1990 W, 4-2 (7) Auburn, Ala. 2/17; 1991 W, 2-1 Auburn, Ala. 4/2; 1993 W, 8-1 Auburn, Ala. 3/22; 1993 W, 6-3 Auburn, Ala. 3/23; 1994 L, 3-4 Auburn, Ala. 4/19; 1994 W, 7-6 Auburn, Ala. 4/20; 1995 W, 5-3 Auburn, Ala. 4/25; 1995 W, 12-3 Auburn, Ala. 4/26; 1996 W, 20-14 Auburn, Ala. 4/16; 1996 W, 13-6 Auburn, Ala. 4/17; 1997 W, 18-3 Auburn, Ala. 2/11; 1997 W, 10-3 Auburn, Ala. 4/15; 1998 W, 9-6 Auburn, Ala. 4/21; 1998 L, 4-5 Auburn, Ala. 4/29; 1999 W, 15-2 (7) Auburn, Ala. 4/28; 2000 W, 11-3 Auburn, Ala. 2/15; 2000 W, 19-2 (7) Auburn, Ala. 4/4; 2001 W, 13-3 Auburn, Ala. 2/20; 2002 W, 3-2 Auburn, Ala. 4/2; 2003 W, 7-0 Auburn, Ala. 5/13; 2004 L, 1-2 Auburn, Ala. 5/18; 2005 W, 6-5 Auburn, Ala. 2/15; 2006 W, 18-1 Auburn, Ala. 4/25; 2007 W, 5-1 Macon, Ga. 3/27; 2007 W, 22-6 Auburn, Ala. 4/10; 2008 W, 10-4 Auburn, Ala. 3/25; 2008 W, 18-6 Macon, Ga. 5/13; 2014 W, 9-5 Auburn, Ala. 3/7; 2014 W, 4-1 Auburn, Ala. 3/8; 2014 W, 6-5 Auburn, Ala. 3/9; 2015 W, 1-0 Tallahassee, Fla. 5/30

MERCER-ATLANTA (AU trails, 1-0)

Table with columns: Year, Result, Location, Date. Row: 1973 L, 5-8 3/21

MIAMI [FLA.] (AU leads, 7-1)

Table with columns: Year, Result, Location, Date. Rows: 1946 W, 8-5 Auburn, Ala. 4/16; 1946 W, 1-0 Miami, Fla. 5/3; 1946 W, 11-7 Miami, Fla. 5/4; 1966 W, 7-1 Auburn, Ala. 4/11; 1966 W, 8-3 Auburn, Ala. 4/12; 1968 W, 7-5 Auburn, Ala. 4/15; 1968 W, 6-1 Auburn, Ala. 4/16; 1994 L, 5-7 Omaha, Neb. 6/6

MIAMI [OHIO] (AU leads, 5-2)

Table with columns: Year, Result, Location, Date. Rows: 1971 W, 7-1 Auburn, Ala. 3/19; 1971 W, 6-4 Auburn, Ala. 3/20; 1971 L, 1-5 Auburn, Ala. 3/21; 1971 L, 4-13 Auburn, Ala. 3/23; 2010 W, 14-9 Auburn, Ala. 3/5; 2010 W, 13-5 Auburn, Ala. 3/6; 2010 W, 5-4 Auburn, Ala. 3/7

MICHIGAN (AU leads, 4-3-1)

Table with columns: Year, Result, Location, Date. Rows: 1920 T, 1-1 Auburn, Ala. 4/12; 1920 W, 4-3 Auburn, Ala. 4/13; 1923 W, 8-1 Montgomery, Ala. 4/11; 1923 L, 2-9 Auburn, Ala. 4/12; 1924 L, 9-10 Montgomery, Ala. 4/16; 1926 W, 8-5 Auburn, Ala. 4/5; 1991 W, 12-4 Mobile, Ala. 3/9; 1993 L, 0-4 Mobile, Ala. 2/27

MICHIGAN ST. (AU leads, 4-3)

Table with columns: Year, Result, Location, Date. Rows: 1941 W, 9-8 Auburn, Ala. 3/31; 1941 L Montgomery, Ala. 4/1; 1942 L Auburn, Ala. 3/27; 1990 W, 5-4 Auburn, Ala. 3/21; 1996 W, 10-9 Mobile, Ala. 2/25; 2007 W, 11-6 Mobile, Ala. 2/24; 2016 L, 0-3 Pensacola, Fla. 3/5

MIDDLE TENN. (AU leads, 15-4)

Table with columns: Year, Result, Location, Date. Rows: 1973 W, 13-4 Auburn, Ala. 3/16; 1973 L, 2-3 Auburn, Ala. 3/17; 1976 W, 10-5 Tallahassee, Fla. 5/21; 1977 L, 2-5 Auburn, Ala. 2/26; 1979 W, 6-5 Auburn, Ala. 5/22; 1987 W, 5-3 Huntsville, Ala. 5/22; 1994 W, 19-3 (7) Auburn, Ala. 2/26; 1994 W, 9-2 (7) Auburn, Ala. 2/26; 1994 W, 11-9 Auburn, Ala. 2/27; 1994 W, 6-1 Murfreesboro, Tenn. 3/22; 1995 W, 12-2 Auburn, Ala. 3/4

Table with columns: Year, Result, Location, Date. Rows: 1995 W, 6-1 Murfreesboro, Tenn. 4/10; 1997 W, 4-1 (7) Auburn, Ala. 2/22; 1997 W, 11-7 (7) Auburn, Ala. 2/22; 1997 W, 9-3 Auburn, Ala. 2/23; 1999 W, 8-2 Auburn, Ala. 2/19; 1999 L, 2-5 Auburn, Ala. 2/20; 1999 W, 7-3 Auburn, Ala. 2/21; 2013 L, 1-2 Auburn, Ala. 2/23

MIGNON MILLS (AU leads, 1-0)

Table with columns: Year, Result, Location, Date. Row: 1948 W, 6-3 Auburn, Ala. 4/20

MINNESOTA (AU leads, 2-0)

Table with columns: Year, Result, Location, Date. Rows: 1999 W, 9-5 Auburn, Ala. 2/24; 2001 W, 14-6 Mobile, Ala. 2/16

MISS. COLLEGE (AU leads, 2-0)

Table with columns: Year, Result, Location, Date. Rows: 1937 W, 7-6 Auburn, Ala. 3/31; 1937 W, 6-1 Auburn, Ala. 4/1

MISS. STATE (AU trails, 110-93-1)

Table with columns: Year, Result, Location, Date. Rows: 1908 W, 6-3 Auburn, Ala. 4/3; 1908 W, 7-0 Auburn, Ala. 4/4; 1908 W, 6-4 Auburn, Ala. 4/4; 1911 W, 5-3 Starkville, Miss. 4/3; 1911 L, 0-6 Starkville, Miss. 4/3; 1911 W, 2-1 Starkville, Miss. 4/5; 1912 W, 6-4 Auburn, Ala. 4/8; 1912 W, 10-9 Auburn, Ala. 4/10; 1912 W, 2-1 Auburn, Ala. 4/10; 1915 L, 0-3 Meridian, Miss. 5/14; 1915 L, 3-4 Columbus, Miss. 5/15; 1915 T, 1-1 Columbus, Miss. 5/15; 1916 W, 5-2 Auburn, Ala. 4/21; 1916 W, 3-1 Auburn, Ala. 4/22; 1916 W, 5-4 Auburn, Ala. 4/22; 1924 L, 0-4 Montgomery, Ala. 5/3; 1939 W, 5-1 Starkville, Miss. 4/18; 1939 W, 8-2 Starkville, Miss. 4/19; 1947 L, 0-4 Starkville, Miss. 4/16; 1947 L, 1-7 Auburn, Ala. 5/10; 1947 L, 6-9 Auburn, Ala. 5/11; 1948 L, 5-7 Starkville, Miss. 5/27; 1948 L, 3-4 Starkville, Miss. 5/28; 1948 L, 3-4 Auburn, Ala. 5/31; 1966 W, 4-2 Tallahassee, Fla. 3/21; 1966 L, 5-6 Tallahassee, Fla. 3/22; 1975 W, 9-8 Starkville, Miss. 3/21; 1975 W, 3-1 Starkville, Miss. 3/22; 1975 W, 3-0 Starkville, Miss. 3/22; 1975 W, 5-4 Auburn, Ala. 4/28; 1975 W, 6-0 Auburn, Ala. 4/28; 1976 L, 1-6 Auburn, Ala. 3/27; 1976 L, 1-3 Auburn, Ala. 3/27; 1976 W, 7-0 Starkville, Miss. 4/26; 1976 W, 2-1 Starkville, Miss. 4/27; 1976 W, 3-1 Starkville, Miss. 4/27; 1977 L, 0-3 Starkville, Miss. 3/18; 1977 L, 0-5 Starkville, Miss. 3/19; 1977 L, 1-12 Starkville, Miss. 3/19; 1977 W, 3-0 Auburn, Ala. 4/23; 1977 W, 6-4 Auburn, Ala. 4/24; 1977 W, 15-6 Auburn, Ala. 4/24; 1978 L, 1-7 Auburn, Ala. 3/18; 1978 L, 2-6 Auburn, Ala. 3/18; 1978 W, 11-8 Auburn, Ala. 3/19; 1978 L, 2-4 Starkville, Miss. 4/22; 1978 L, 3-12 Starkville, Miss. 4/22; 1978 W, 8-7 Starkville, Miss. 4/23; 1978 W, 10-7 Gainesville, Fla. 5/13; 1978 L, 2-3 Gainesville, Fla. 5/14; 1978 W, 8-5 Gainesville, Fla. 5/15; 1979 L, 5-13 (7) Starkville, Miss. 3/17; 1979 L, 2-11 (7) Starkville, Miss. 3/17; 1979 L, 8-15 Starkville, Miss. 3/18; 1979 L, 1-4 (7) Auburn, Ala. 4/21; 1979 W, 3-0 (7) Auburn, Ala. 4/21; 1979 L, 1-7 Auburn, Ala. 4/22; 1980 W, 5-4 (13) Auburn, Ala. 3/8; 1980 W, 13-4 (7) Auburn, Ala. 3/9; 1980 W, 7-5 (11) Auburn, Ala. 3/9; 1980 L, 1-2 (7) Starkville, Miss. 4/12; 1980 W, 3-2 (7) Starkville, Miss. 4/12; 1980 L, 1-4 Starkville, Miss. 4/13; 1981 W, 8-7 (7) Starkville, Miss. 3/6; 1981 W, 4-3 (7) Starkville, Miss. 3/6; 1981 L, 3-8 Starkville, Miss. 3/7; 1981 W, 6-4 (7) Auburn, Ala. 4/11; 1981 L, 2-3 (7) Auburn, Ala. 4/11; 1981 L, 6-12 Auburn, Ala. 4/12; 1982 W, 6-5 (8) Auburn, Ala. 3/20







# RESULTS VS. OPPONENTS

1982	W, 7-4 (7)	Auburn, Ala.	3/20
1982	W, 4-3 (6)	Auburn, Ala.	3/21
1982	L, 2-9 (7)	Starkville, Miss.	4/24
1982	L, 0-6 (5)	Starkville, Miss.	4/24
1982	L, 0-10	Starkville, Miss.	4/25
1983	L, 0-8	Starkville, Miss.	3/19
1983	L, 1-5	Starkville, Miss.	3/19
1983	L, 2-7	Starkville, Miss.	3/20
1983	L, 5-8	Auburn, Ala.	4/24
1983	L, 8-19	Auburn, Ala.	4/24
1984	L, 0-6	Starkville, Miss.	3/17
1984	L, 1-6 (7)	Starkville, Miss.	3/18
1984	L, 1-14 (7)	Starkville, Miss.	3/18
1984	L, 2-5 (7)	Auburn, Ala.	4/21
1984	L, 4-12 (7)	Auburn, Ala.	4/21
1985	L, 1-3 (7)	Starkville, Miss.	3/9
1985	L, 2-3 (7)	Starkville, Miss.	3/9
1985	L, 0-14	Starkville, Miss.	3/10
1985	W, 3-2 (7)	Auburn, Ala.	4/13
1985	W, 3-1 (7)	Auburn, Ala.	4/13
1985	W, 8-1	Auburn, Ala.	4/14
1986	W, 7-6 (7)	Auburn, Ala.	3/15
1986	L, 5-7 (7)	Auburn, Ala.	3/15
1986	W, 7-1	Auburn, Ala.	3/16
1987	W, 8-4 (7)	Starkville, Miss.	3/21
1987	W, 9-3 (7)	Starkville, Miss.	3/21
1987	W, 10-8 (15)	Starkville, Miss.	3/22
1987	L, 3-4	Athens, Ga.	5/16
1988	W, 3-2 (7)	Auburn, Ala.	3/26
1988	L, 3-11 (7)	Auburn, Ala.	3/26
1988	L, 1-5	Auburn, Ala.	3/27
1988	L, 7-10	Starkville, Miss.	5/12
1989	L, 0-7	Starkville, Miss.	3/25
1989	L, 3-13 (7)	Starkville, Miss.	3/25
1989	L, 5-11	Starkville, Miss.	3/26
1989	W, 5-3	Gainesville, Fla.	5/11
1990	W, 15-5	Auburn, Ala.	4/7
1990	L, 0-13 (7)	Auburn, Ala.	4/7
1990	W, 8-4	Auburn, Ala.	4/8
1990	L, 2-16	Hoover, Ala.	5/17
1991	L, 1-2	Starkville, Miss.	4/6
1991	L, 4-5 (7)	Starkville, Miss.	4/6
1991	L, 7-9	Starkville, Miss.	4/7
1991	L, 0-1 (7)	Baton Rouge, La.	5/18
1992	W, 6-5 (10)	Auburn, Ala.	4/18
1992	L, 1-4 (7)	Auburn, Ala.	4/18
1992	L, 3-8	Auburn, Ala.	4/19
1992	L, 1-4	New Orleans, La.	5/14
1993	L, 2-4	Starkville, Miss.	4/24
1993	W, 6-1 (7)	Starkville, Miss.	4/24
1993	W, 12-1	Starkville, Miss.	4/25
1993	L, 10-13	Baton Rouge, La.	5/23
1994	L, 1-4 (10)	Auburn, Ala.	4/22
1994	W, 19-5	Auburn, Ala.	4/23
1994	W, 4-2	Auburn, Ala.	4/24
1994	W, 2-1	Oxford, Miss.	5/20
1994	W, 9-5	Oxford, Miss.	5/21
1995	W, 5-1	Starkville, Miss.	4/21
1995	L, 3-6	Starkville, Miss.	4/22
1995	W, 4-2	Starkville, Miss.	4/23
1995	L, 0-1	Starkville, Miss.	5/18
1996	L, 0-8	Auburn, Ala.	4/19
1996	L, 3-10	Auburn, Ala.	4/20
1996	W, 3-1	Auburn, Ala.	4/21
1997	W, 12-4	Starkville, Miss.	5/3
1997	W, 6-4	Starkville, Miss.	5/3
1997	L, 6-8	Starkville, Miss.	5/4
1997	W, 5-4	Columbus, Ga.	5/16
1998	L, 4-13	Auburn, Ala.	4/17
1998	L, 0-8	Auburn, Ala.	4/18
1999	L, 3-13	Starkville, Miss.	4/2
1999	L, 2-16	Starkville, Miss.	4/3
1999	W, 8-2	Starkville, Miss.	4/4
2000	W, 6-3	Auburn, Ala.	5/12
2000	L, 9-10	Auburn, Ala.	5/13
2000	W, 9-5	Auburn, Ala.	5/14
2001	L, 1-2 (10)	Starkville, Miss.	3/9
2001	L, 0-4	Starkville, Miss.	3/10
2001	L, 2-8	Starkville, Miss.	3/11
2002	W, 7-5	Auburn, Ala.	4/19
2002	L, 1-12	Auburn, Ala.	4/20
2002	W, 19-7	Auburn, Ala.	4/21
2003	L, 2-4	Starkville, Miss.	4/11
2003	W, 8-5	Starkville, Miss.	4/12
2003	W, 7-3	Starkville, Miss.	4/13
2004	L, 4-6	Auburn, Ala.	4/23
2004	L, 8-9 (13)	Auburn, Ala.	4/24
2004	W, 6-5	Auburn, Ala.	4/25
2005	L, 1-4	Starkville, Miss.	4/8
2005	W, 8-7	Starkville, Miss.	4/9
2005	L, 0-4	Starkville, Miss.	4/10
2006	W, 9-4	Auburn, Ala.	4/14
2006	L, 10-17	Auburn, Ala.	4/15
2006	W, 7-3	Auburn, Ala.	4/16
2007	L, 1-4	Starkville, Miss.	5/4
2007	L, 6-11	Starkville, Miss.	5/5
2007	L, 5-9	Starkville, Miss.	5/6
2008	W, 11-4	Auburn, Ala.	5/2
2008	L, 3-4	Auburn, Ala.	5/3

2008	W, 12-2	Auburn, Ala.	5/4
2009	W, 9-8	Starkville, Miss.	4/3
2009	L, 3-8	Starkville, Miss.	4/4
2009	W, 12-10	Starkville, Miss.	4/5
2010	W, 9-6	Auburn, Ala.	5/7
2010	W, 16-14	Auburn, Ala.	5/8
2010	W, 11-8	Auburn, Ala.	5/9
2011	L, 6-7	Starkville, Miss.	3/25
2011	L, 8-15	Starkville, Miss.	3/26
2011	L, 0-5	Starkville, Miss.	3/27
2012	L, 3-5	Auburn, Ala.	3/30
2012	W, 10-6	Auburn, Ala.	3/31
2012	W, 8-2	Auburn, Ala.	4/1
2013	L, 3-6	Starkville, Miss.	4/18
2013	W, 3-1	Starkville, Miss.	4/19
2013	L, 0-6	Starkville, Miss.	4/20
2014	L, 0-3	Auburn, Ala.	5/2
2014	L, 0-3	Auburn, Ala.	5/3
2014	L, 1-12	Auburn, Ala.	5/4
2015	W, 5-0	Starkville, Miss.	3/27
2015	W, 4-0	Starkville, Miss.	3/28
2015	L, 1-3	Starkville, Miss.	3/29
2016	L, 0-4	Auburn, Ala.	5/13
2016	L, 6-16	Auburn, Ala.	5/14
2016	L, 3-10	Auburn, Ala.	5/15
2017	L, 2-5	Starkville, Miss.	4/28
2017	W, 17-8	Starkville, Miss.	4/29
2017	W, 5-3	Starkville, Miss.	4/29
2018	W, 2-1	Auburn, Ala.	4/13
2018	L, 2-7	Auburn, Ala.	4/14
2018	W, 7-5	Auburn, Ala.	4/15
2019	W, 6-5	Starkville, Miss.	3/22
2019	L, 2-15	Starkville, Miss.	3/23
2019	L, 15-20	Starkville, Miss.	3/24
2019	L, 4-5	Omaha, Neb.	6/16

## MISS. VALLEY ST. (AU leads, 1-0)

Year	Result	Location	Date
2008	W, 10-2	Auburn, Ala.	4/9

## MISSOURI (AU trails, 12-5)

Year	Result	Location	Date
1996	L, 4-5	Mobile, Ala.	2/24
2010	L, 7-11	Auburn, Ala.	2/27
2012	W, 5-2	Auburn, Ala.	2/17
2012	L, 4-6	Auburn, Ala.	2/19
2012	L, 3-4 (7)	Auburn, Ala.	2/19
2013	W, 3-1	Columbia, Mo.	4/26
2013	L, 1-3 (7)	Columbia, Mo.	4/28
2013	L, 1-4 (7)	Columbia, Mo.	4/28
2014	L, 3-4	Auburn, Ala.	3/27
2014	L, 2-4	Auburn, Ala.	3/28
2014	W, 7-3	Auburn, Ala.	3/29
2016	W, 11-9	Columbia, Mo.	4/7
2016	L, 0-2	Columbia, Mo.	4/8
2016	L, 3-4	Columbia, Mo.	4/9
2018	W, 5-2	Auburn, Ala.	3/30
2018	L, 1-2	Auburn, Ala.	3/31
2018	L, 0-5	Auburn, Ala.	4/1

## MONTEVALLO (AU leads, 12-0)

Year	Result	Location	Date
1978	W, 4-3 (11)	Auburn, Ala.	4/6
1979	W, 5-1	Auburn, Ala.	4/11
1980	W, 20-8	Auburn, Ala.	4/17
1981	W, 4-3 (11)	Auburn, Ala.	4/27
1981	W, 12-7	Montevallo, Ala.	4/30
1982	W, 3-1	Montevallo, Ala.	4/22
1982	W, 8-3	Auburn, Ala.	5/10
1983	W, 7-0	Auburn, Ala.	4/11
1983	W, 7-0	Montevallo, Ala.	4/28
1986	W, 11-0	Auburn, Ala.	4/10
1987	W, 10-2	Auburn, Ala.	4/1
1988	W, 14-2	Auburn, Ala.	3/1

## MONTGOMERY (AU trails, 1-4)

Year	Result	Location	Date
1900	W, 17-5	Auburn, Ala.	4/14
1949	L, 0-8	Montgomery, Ala.	3/31
1951	L, 2-8	Montgomery, Ala.	4/14
1952	L, 7-10		3/26
1952	L, 4-17		4/7

## MOREHEAD ST. (AU leads, 7-0)

Year	Result	Location	Date
1990	W, 16-0 (5)	Auburn, Ala.	3/10
1990	W, 5-4 (7)	Auburn, Ala.	3/10
1990	W, 7-3	Auburn, Ala.	3/11
1997	W, 15-5	Auburn, Ala.	2/7
1997	W, 17-2	Auburn, Ala.	2/8
1997	W, 4-2	Auburn, Ala.	2/9
2015	W, 7-3	Auburn, Ala.	5/12

## MURRAY ST. (AU leads, 5-0)

Year	Result	Location	Date
1994	W, 10-1 (7)	Auburn, Ala.	3/19
1994	W, 10-1 (7)	Auburn, Ala.	3/19
2002	W, 5-3	Auburn, Ala.	3/1
2002	W, 9-0	Auburn, Ala.	3/2
2002	W, 12-2 (7)	Auburn, Ala.	3/3

## NAVY (AU leads, 1-0)

Year	Result	Location	Date
1971	W, 6-1		3/20

## NEW ORLEANS (AU leads, 4-3)

Year	Result	Location	Date
1976	W, 5-1	Auburn, Ala.	4/12
1978	L, 0-5	New Orleans, La.	3/23
1978	W, 6-4	New Orleans, La.	3/24
1981	L, 4-9	New Orleans, La.	3/23
1994	L, 1-3	New Orleans, La.	2/19
2000	W, 4-3 (10)	New Orleans, La.	2/19
2010	W, 13-1	Auburn, Ala.	4/14

## NYIT (AU leads, 1-0)

Year	Result	Location	Date
2011	W, 6-3	Charleston, S.C.	3/4

## NORTH ALABAMA (AU leads, 4-0)

Year	Result	Location	Date
1975	W, 8-4	Auburn, Ala.	3/26
1976	W, 12-0	Auburn, Ala.	3/11
1976	W, 3-1	Auburn, Ala.	3/11
2019	W, 8-7 (11)	Auburn, Ala.	5/14

## N. CAROLINA (AU leads, 9-2-1)

Year	Result	Location	Date
1923	T, 3-3	Montgomery, Ala.	4/30
1978	L, 2-3	Auburn, Ala.	5/21
2001	W, 11-1	Mobile, Ala.	2/17
2002	W, 6-5	Auburn, Ala.	3/8
2002	W, 7-5	Auburn, Ala.	3/9
2002	W, 11-5	Auburn, Ala.	3/10
2003	W, 8-7	Chapel Hill, N.C.	3/7
2003	W, 7-3	Chapel Hill, N.C.	3/8
2003	W, 13-5	Chapel Hill, N.C.	3/9
2019	W, 11-7	Chapel Hill, N.C.	6/8
2019	L, 0-2	Chapel Hill, N.C.	6/9
2019	W, 14-7	Chapel Hill, N.C.	6/10

## UNC-ASHEVILLE (AU leads, 3-0)

Year	Result	Location	Date
1999	W, 7-1	Auburn, Ala.	2/6
1999	W, 19-12	Auburn, Ala.	2/7
1999	W, 7-5	Auburn, Ala.	2/8

## CHARLOTTE (AU leads, 5-0)

Year	Result	Location	Date
1998	W, 13-9	Auburn, Ala.	2/20
1998	W, 23-5	Auburn, Ala.	2/21
2000	W, 12-3	Auburn, Ala.	3/4
2000	W, 7-1 (7)	Auburn, Ala.	3/4
2000	W, 16-1	Auburn, Ala.	3/5

## UNC-GREENSBORO (AU leads, 8-0)

Year	Result	Location	Date
1995	W, 9-1	Auburn, Ala.	3/6
1995	W, 5-2	Auburn, Ala.	3/7
1996	W, 9-4	Auburn, Ala.	3/4
1996	W, 6-4	Auburn, Ala.	3/5
1996	W, 9-3	Auburn, Ala.	3/6
2007	W, 9-2	Auburn, Ala.	2/16
2007	W, 4-2	Auburn, Ala.	2/17
2007	W, 4-1	Auburn, Ala.	2/18

## NC STATE (AU leads, 2-1)

Year	Result	Location	Date
1993	L, 2-13	Shillwater, Okla.	5/30
1999	W, 9-7	Tallahassee, Fla.	5/28
2018	W, 15-7	Raleigh, N.C.	6/3

## UNC-WILMINGTON (AU leads, 5-0)

Year	Result	Location	Date
1989	W, 4-0	Auburn, Ala.	3/8
1989	W, 12-8	Auburn, Ala.	3/9
1992	W, 10-4	Auburn, Ala.	3/3
1992	W, 2-0	Auburn, Ala.	3/4
1992	W, 4-3	Auburn, Ala.	3/4

## N. GEORGIA (AU leads, 2-0-1)

Year	Result	Location	Date
1908	W, 6-3	Auburn, Ala.	3/26
1908	W, 15-4	Auburn, Ala.	3/27
1908	T, 6-6	Auburn, Ala.	3/28



RESULTS VS. OPPONENTS

Table with columns: Year, Result, Location, Date. Rows: 1960 W, 6-2 Auburn, Ala. 4/19; 1965 W, 11-2 Auburn, Ala. 4/14; 1969 L, 2-3 Auburn, Ala. 3/28; 1969 W, 4-1 Auburn, Ala. 3/29

OHIO (AU leads, 9-1)

Table with columns: Year, Result, Location, Date. Rows: 1976 W, 6-4 Auburn, Ala. 3/22; 1976 W, 7-4 Auburn, Ala. 3/22; 1976 W, 2-1 Auburn, Ala. 3/23; 1976 W, 6-4 Auburn, Ala. 3/24; 1977 W, 10-3 Auburn, Ala. 3/22; 1977 W, 9-3 Auburn, Ala. 3/22; 1977 W, 5-3 Auburn, Ala. 3/23; 1977 L, 7-8 Auburn, Ala. 3/23; 1990 W, 8-3 (7) Auburn, Ala. 3/21; 1990 W, 7-4 Auburn, Ala. 3/22

OHIO ST. (Series tied, 4-4)

Table with columns: Year, Result, Location, Date. Rows: 1924 L, 4-7 Auburn, Ala. 3/19; 1924 W, 3-1 Auburn, Ala. 3/20; 1967 W, 1-0 Omaha, NE 6/12; 1995 W, 9-5 Mobile, Ala. 2/25; 1995 W, 8-6 Oklahoma City, Okla. 5/26; 2003 L, 2-6 Auburn, Ala. 5/31; 2003 L, 7-9 Auburn, Ala. 6/1; 2014 L, 0-1 Port Charlotte, Fla. 2/15

OKLAHOMA (AU trails, 4-1)

Table with columns: Year, Result, Location, Date. Rows: 1992 L, 3-6 Mobile, Ala. 3/7; 1994 L, 4-5 Omaha, Neb. 6/4; 1995 L, 8-9 Oklahoma City, Okla. 5/27; 1995 L, 1-3 Oklahoma City, Okla. 5/28; 1998 W, 9-8 Tallahassee, Fla. 5/23

OKLAHOMA ST. (Series tied, 1-1)

Table with columns: Year, Result, Location, Date. Rows: 1993 L, 10-14 Stillwater, Okla. 5/29; 2015 W, 9-2 Auburn, Ala. 2/28

OLD DOMINION (AU leads, 2-0)

Table with columns: Year, Result, Location, Date. Rows: 1986 W, 7-5 Auburn, Ala. 3/76; 1994 W, 11-8 (10) Clemson, S.C. 5/27

OLE MISS (AU trails, 90-88-1)

Table with columns: Year, Result, Location, Date. Rows: 1938 W, 6-5 Oxford, Miss. 4/18; 1938 L, 3-5 Oxford, Miss. 4/19; 1939 W, 3-2 Auburn, Ala. 4/29; 1939 W, 4-1 Auburn, Ala. 4/29; 1947 W, 6-1 Oxford, Miss. 4/17; 1948 W, 6-0 Auburn, Ala. 3/29; 1948 L, 4-7 Auburn, Ala. 3/30; 1952 W, 6-5 Auburn, Ala. 4/16; 1952 W, 10-6 Auburn, Ala. 4/17; 1963 L, 6-7 Oxford, Miss. 5/8; 1963 W, 7-4 Auburn, Ala. 5/10; 1963 W, 6-2 Auburn, Ala. 5/11; 1964 W, 10-9 Auburn, Ala. 5/13; 1964 L, 0-7 Oxford, Miss. 5/15; 1964 L, 0-5 Oxford, Miss. 5/16; 1966 L, 3-5 Tallahassee, Fla. 3/23; 1967 W, 2-1 Oxford, Miss. 5/10; 1967 W, 9-6 Auburn, Ala. 5/12; 1976 W, 3-2 Oxford, Miss. 3/19; 1976 W, 6-4 Oxford, Miss. 3/19; 1976 W, 1-0 Oxford, Miss. 3/20; 1976 L, 1-3 Auburn, Ala. 4/16; 1976 W, 5-2 Auburn, Ala. 4/16; 1976 L, 2-9 Auburn, Ala. 4/17; 1977 W, 3-1 Auburn, Ala. 4/2; 1977 W, 9-4 Auburn, Ala. 4/2; 1977 L, 7-14 Auburn, Ala. 4/3; 1977 L, 4-6 Oxford, Miss. 5/7; 1977 W, 5-1 Oxford, Miss. 5/7; 1977 L, 4-7 Oxford, Miss. 5/8; 1978 L, 3-8 Oxford, Miss. 4/1; 1978 W, 6-5 Oxford, Miss. 4/1; 1978 W, 11-6 Oxford, Miss. 4/2; 1978 W, 3-1 Auburn, Ala. 5/6; 1978 W, 1-0 Auburn, Ala. 5/6; 1979 L, 4-5 (7) Oxford, Miss. 4/7; 1979 L, 3-4 (10) Oxford, Miss. 4/7; 1979 L, 2-4 Oxford, Miss. 4/8; 1980 L, 1-4 (7) Oxford, Miss. 3/22; 1980 L, 3-7 (7) Oxford, Miss. 3/22; 1980 W, 4-3 Oxford, Miss. 3/23; 1980 W, 5-4 (7) Auburn, Ala. 4/26; 1980 W, 4-0 (7) Auburn, Ala. 4/26; 1980 L, 4-5 Auburn, Ala. 4/27

Table with columns: Year, Result, Location, Date. Rows: 1980 W, 7-4 Gainesville, Fla. 5/11; 1981 L, 2-5 (7) Auburn, Ala. 3/11; 1981 L, 2-7 (7) Auburn, Ala. 3/11; 1981 W, 16-2 Auburn, Ala. 3/12; 1981 L, 0-17 (7) Oxford, Miss. 4/18; 1981 L, 2-4 (7) Oxford, Miss. 4/18; 1981 L, 2-6 Oxford, Miss. 4/19; 1982 L, 3-4 (7) Auburn, Ala. 3/10; 1982 L, 4-5 (8) Auburn, Ala. 3/10; 1982 L, 1-4 Auburn, Ala. 3/11; 1982 L, 0-1 (7) Oxford, Miss. 4/18; 1982 T, 3-3 (7) Auburn, Ala. 4/18; 1983 L, 8-12 Auburn, Ala. 3/10; 1983 L, 5-6 Auburn, Ala. 3/11; 1983 L, 6-12 Auburn, Ala. 3/11; 1983 L, 4-12 Oxford, Miss. 4/16; 1983 L, 9-10 Oxford, Miss. 4/16; 1983 L, 7-10 Oxford, Miss. 4/17; 1984 W, 6-5 (8) Auburn, Ala. 3/9; 1984 W, 9-7 (7) Auburn, Ala. 3/9; 1984 L, 4-10 Auburn, Ala. 3/10; 1984 W, 7-5 (7) Oxford, Miss. 4/14; 1984 L, 5-16 (7) Oxford, Miss. 4/14; 1984 L, 5-7 Oxford, Miss. 4/15; 1985 W, 11-2 (7) Auburn, Ala. 3/23; 1985 W, 7-5 (7) Auburn, Ala. 3/23; 1985 W, 14-6 Auburn, Ala. 3/24; 1985 L, 7-16 Oxford, Miss. 4/28; 1985 L, 5-6 Oxford, Miss. 4/28; 1986 W, 4-2 (7) Auburn, Ala. 3/1; 1986 W, 7-5 (7) Auburn, Ala. 3/1; 1986 W, 15-2 Auburn, Ala. 3/2; 1987 W, 8-6 (8) Oxford, Miss. 3/7; 1987 W, 2-1 (8) Oxford, Miss. 3/7; 1987 L, 2-10 Oxford, Miss. 3/8; 1988 W, 5-0 (7) Auburn, Ala. 3/12; 1988 W, 1-0 (11) Auburn, Ala. 3/12; 1988 W, 14-1 Auburn, Ala. 3/13; 1989 W, 8-5 Oxford, Miss. 3/11; 1989 L, 2-4 (7) Oxford, Miss. 3/12; 1989 W, 7-4 Auburn, Ala. 3/17; 1990 L, 2-3 Auburn, Ala. 3/17; 1990 L, 3-9 (7) Auburn, Ala. 3/18; 1990 W, 4-2 Auburn, Ala. 3/18; 1991 L, 3-6 Oxford, Miss. 3/16; 1991 W, 3-2 (7) Oxford, Miss. 3/17; 1991 W, 8-4 Oxford, Miss. 4/25; 1992 W, 8-7 (12) Oxford, Miss. 4/25; 1992 L, 0-1 (7) Oxford, Miss. 4/25; 1992 L, 5-15 Oxford, Miss. 4/26; 1993 W, 11-3 Auburn, Ala. 5/1; 1993 W, 1-0 (7) Auburn, Ala. 5/1; 1993 L, 7-9 Auburn, Ala. 5/2; 1994 L, 0-2 Oxford, Miss. 4/29; 1994 L, 3-8 Oxford, Miss. 4/30; 1994 W, 5-3 Oxford, Miss. 5/1; 1995 L, 5-11 Auburn, Ala. 4/28; 1995 W, 4-2 Auburn, Ala. 4/29; 1995 W, 3-1 Auburn, Ala. 4/30; 1995 W, 10-3 Starkville, Miss. 5/19; 1996 W, 15-4 Oxford, Miss. 4/26; 1996 L, 0-6 Oxford, Miss. 4/27; 1996 W, 10-5 Oxford, Miss. 4/28; 1997 L, 6-11 Auburn, Ala. 5/9; 1997 W, 13-6 Auburn, Ala. 5/10; 1997 L, 5-7 (11) Auburn, Ala. 5/11; 1998 L, 5-6 (10) Oxford, Miss. 3/6; 1998 W, 7-5 (8) Oxford, Miss. 3/8; 1999 W, 5-4 Auburn, Ala. 4/23; 1999 W, 9-8 Auburn, Ala. 4/24; 1999 L, 2-13 Auburn, Ala. 4/25; 2000 L, 3-8 Oxford, Miss. 4/7; 2000 W, 16-8 Oxford, Miss. 4/8; 2000 L, 2-7 Oxford, Miss. 4/9; 2001 L, 8-10 Auburn, Ala. 3/16; 2001 L, 2-3 (11) Auburn, Ala. 3/17; 2001 L, 5-6 Auburn, Ala. 3/18; 2002 W, 10-3 Oxford, Miss. 4/12; 2002 L, 1-2 Oxford, Miss. 4/13; 2002 L, 2-10 Oxford, Miss. 4/14; 2003 L, 4-7 Auburn, Ala. 5/16; 2003 W, 5-2 Auburn, Ala. 5/17; 2003 W, 6-2 Auburn, Ala. 5/18; 2004 L, 1-6 Oxford, Miss. 4/9; 2004 W, 2-1 (7) Oxford, Miss. 4/11; 2004 W, 3-2 (7) Oxford, Miss. 4/11; 2005 W, 4-3 Auburn, Ala. 5/6; 2005 W, 12-4 Auburn, Ala. 5/7; 2005 L, 1-9 Auburn, Ala. 5/8; 2006 L, 2-14 Oxford, Miss. 4/8; 2006 W, 6-2 Oxford, Miss. 4/8; 2006 L, 1-12 Oxford, Miss. 4/9; 2007 L, 2-4 Auburn, Ala. 3/30; 2007 L, 4-7 Auburn, Ala. 3/31; 2007 W, 3-2 Auburn, Ala. 4/1; 2008 L, 6-7 Oxford, Miss. 5/9; 2008 W, 11-1 Oxford, Miss. 5/10; 2008 L, 2-5 Oxford, Miss. 5/11; 2009 L, 2-9 Auburn, Ala. 5/1

Table with columns: Year, Result, Location, Date. Rows: 2009 L, 2-8 Auburn, Ala. 5/2; 2009 L, 4-11 Auburn, Ala. 5/3; 2010 W, 5-3 Oxford, Miss. 5/20; 2010 W, 18-4 Oxford, Miss. 5/21; 2010 W, 11-1 Oxford, Miss. 5/22; 2010 L, 7-10 (10) Hoover, Ala. 5/28; 2011 W, 6-3 Auburn, Ala. 4/21; 2011 L, 7-10 Auburn, Ala. 4/22; 2011 W, 9-7 Auburn, Ala. 4/23; 2012 W, 7-3 (7) Oxford, Miss. 3/16; 2012 W, 10-4 Oxford, Miss. 3/17; 2012 W, 12-1 Oxford, Miss. 3/18; 2013 L, 1-6 Auburn, Ala. 5/3; 2013 W, 8-5 Auburn, Ala. 5/4; 2013 W, 5-4 Auburn, Ala. 5/5; 2014 L, 5-8 (13) Oxford, Miss. 4/4; 2014 L, 0-6 Oxford, Miss. 4/5; 2014 L, 1-5 Oxford, Miss. 4/5; 2015 W, 3-1 Auburn, Ala. 4/17; 2015 L, 2-7 Auburn, Ala. 4/18; 2015 W, 14-0 Auburn, Ala. 4/18; 2016 L, 4-6 Oxford, Miss. 4/22; 2016 L, 4-7 Oxford, Miss. 4/23; 2016 L, 5-6 Oxford, Miss. 4/24; 2017 W, 4-1 Auburn, Ala. 5/18; 2017 W, 9-1 Auburn, Ala. 5/19; 2017 L, 4-8 Auburn, Ala. 5/20; 2017 W, 5-4 Hoover, Ala. 5/23; 2018 L, 4-5 Oxford, Miss. 5/10; 2018 L, 3-8 Oxford, Miss. 5/11; 2018 L, 3-10 Oxford, Miss. 5/12; 2018 W, 9-3 Hoover, Ala. 5/23; 2018 L, 0-7 Hoover, Ala. 5/25; 2019 W, 7-4 Auburn, Ala. 4/18; 2019 L, 3-5 Auburn, Ala. 4/19; 2019 W, 6-5 (10) Auburn, Ala. 4/20

Table with columns: Year, Result, Location, Date. Rows: 2007 W, 4-3 Auburn, Ala. 3/9; 2007 W, 11-0 Auburn, Ala. 3/10; 2007 W, 12-6 Auburn, Ala. 3/11; 2012 L, 8-9 Auburn, Ala. 3/2

RADFORD (AU leads, 12-1)

Table with columns: Year, Result, Location, Date. Rows: 1994 W, 4-2 (7) Auburn, Ala. 5/10; 1994 W, 7-3 (7) Auburn, Ala. 5/10; 1998 W, 19-3 Auburn, Ala. 3/10; 1998 W, 12-1 Auburn, Ala. 3/11; 1999 W, 8-3 Auburn, Ala. 2/26; 1999 W, 7-5 Auburn, Ala. 2/27; 1999 W, 15-0 (7) Auburn, Ala. 2/28; 2011 L, 6-8 (13) Auburn, Ala. 2/25; 2011 W, 3-2 Auburn, Ala. 2/26; 2011 W, 2-0 Auburn, Ala. 2/27; 2015 W, 3-2 (10) Auburn, Ala. 2/21; 2015 W, 6-1 Auburn, Ala. 2/21; 2015 W, 6-0 Auburn, Ala. 2/22

RICE (AU leads, 1-0)

Table with columns: Year, Result, Location, Date. Rows: 1997 W, 10-1 Omaha, Neb. 6/1

RICHMOND (AU leads, 5-0)

Table with columns: Year, Result, Location, Date. Rows: 1986 W, 12-6 Auburn, Ala. 3/10; 1986 W, 4-1 Auburn, Ala. 3/11; 1987 W, 9-3 Auburn, Ala. 3/5; 1988 W, 5-0 Auburn, Ala. 2/27; 1988 W, 7-0 Auburn, Ala. 2/28

RIDER (AU leads, 4-0)

Table with columns: Year, Result, Location, Date. Rows: 1967 W, 4-3 Omaha, NE 6/14; 1988 W, 11-5 Auburn, Ala. 3/29; 1988 W, 8-7 Auburn, Ala. 3/30; 1988 W, 10-8 Auburn, Ala. 3/31

RIVERVIEW (AU leads, 1-0)

Table with columns: Year, Result, Location, Date. Rows: 1942 W, 19-1 Riverview 5/1

RUTGERS (Series tied, 1-1)

Table with columns: Year, Result, Location, Date. Rows: 1998 L, 15-17 Tallahassee, Fla. 5/21; 1998 W, 7-4 Tallahassee, Fla. 5/23

SACRAMENTO ST. (AU trails, 2-1)

Table with columns: Year, Result, Location, Date. Rows: 2016 W, 10-5 Auburn, Ala. 2/19; 2016 L, 5-6 Auburn, Ala. 2/20; 2016 L, 6-7 Auburn, Ala. 2/21

ST. LOUIS (NL) (AU trails, 0-1)

Table with columns: Year, Result, Location, Date. Rows: 1935 L, 1-5 St. Louis, Mo. 4/4

SAMFORD (AU leads, 73-24-1)

Table with columns: Year, Result, Location, Date. Rows: 1909 W, 7-1 Auburn, Ala. 4/7; 1909 W, 19-5 Auburn, Ala. 4/2; 1909 W, 7-5 Auburn, Ala. 4/3; 1911 W Auburn, Ala. 5/4; 1911 W Auburn, Ala. 5/5; 1911 W Auburn, Ala. 5/6; 1919 L, 3-4 Auburn, Ala. 5/6; 1919 W, 5-4 Auburn, Ala. 5/6; 1920 T, 1-1 Auburn, Ala. 3/26; 1920 W, 9-3 Auburn, Ala. 3/27; 1924 L, 2-5 Auburn, Ala. 3/24; 1924 W, 2-1 Auburn, Ala. 3/25; 1924 W, 3-2 Birmingham, Ala. 4/25; 1926 W, 8-0 Birmingham, Ala. 4/14; 1930 W, 10-6 Auburn, Ala. 5/12; 1930 W, 8-6 Birmingham, Ala. 5/15; 1952 W, 8-3 Auburn, Ala. 4/3; 1952 L, 7-8 Auburn, Ala. 4/9; 1953 W, 4-3 Auburn, Ala. 4/9; 1954 W, 16-7 Auburn, Ala. 3/22; 1955 W, 6-4 Auburn, Ala. 3/25; 1955 W, 10-6 Birmingham, Ala. 3/30; 1957 W, 8-1 Auburn, Ala. 4/2; 1958 L, 4-6 Auburn, Ala. 4/30; 1959 L, 1-2 Auburn, Ala. 3/25; 1959 W, 8-3 Auburn, Ala. 4/29; 1961 L, 3-4 Auburn, Ala. 3/16; 1961 W, 12-6 Birmingham, Ala. 4/10; 1985 W, 22-7 Auburn, Ala. 2/27

OPELIKA (AU leads, 4-1)

Table with columns: Year, Result, Location, Date. Rows: 1949 W, 11-9 Opelika, Ala. 4/7; 1950 W, 8-4 Opelika, Ala. 4/12; 1950 L, 5-6 Opelika, Ala. 4/19; 1951 W, 17-8 Opelika, Ala. 4/11; 1951 W, 7-4 Opelika, Ala. 4/16

ORAL ROBERTS (AU leads, 2-1)

Table with columns: Year, Result, Location, Date. Rows: 2016 L, 7-8 Auburn, Ala. 3/11; 2016 W, 10-1 Auburn, Ala. 3/12; 2016 W, 18-11 Auburn, Ala. 3/13

PENN (AU leads, 1-0)

Table with columns: Year, Result, Location, Date. Rows: 1995 W, 2-1 Oklahoma City, Okla. 5/25

PENN ST. (AU leads, 3-0)

Table with columns: Year, Result, Location, Date. Rows: 1995 W, 9-2 Auburn, Ala. 3/10; 1995 W, 8-5 Auburn, Ala. 3/11; 1995 W, 14-0 Auburn, Ala. 3/12

PEPPERDINE (AU trails, 1-0)

Table with columns: Year, Result, Location, Date. Rows: 1993 L, 1-7 Orlando, Fla. 2/5

PHENIX CITY (AU leads, 1-0)

Table with columns: Year, Result, Location, Date. Rows: 1946 W, 13-0 Phenix City, Ala. 5/11

PRESBYTERIAN (AU leads, 5-2)

Table with columns: Year, Result, Location, Date. Rows: 2012 W, 18-2 Auburn, Ala. 5/8; 2014 L, 6-10 Auburn, Ala. 2/28; 2014 W, 3-0 Auburn, Ala. 3/1; 2014 W, 12-5 Auburn, Ala. 3/2; 2017 L, 8-11 Auburn, Ala. 3/10; 2017 W, 7-5 Auburn, Ala. 3/11; 2017 W, 8-0 Auburn, Ala. 3/12

PRINCETON (AU leads, 1-0)

Table with columns: Year, Result, Location, Date. Rows: 2003 W, 5-2 Auburn, Ala. 5/30

PURDUE (AU leads, 6-3)

Table with columns: Year, Result, Location, Date. Rows: 1940 W, 7-2 Auburn, Ala. 3/28; 1940 L, 1-6 Auburn, Ala. 3/29; 1941 W, 13-1 Auburn, Ala. 3/27; 1941 L, 0-2 Auburn, Ala. 3/28; 1941 W, 8-3 Auburn, Ala. 3/30







RESULTS VS. OPPONENTS

1986	W, 16-2	Birmingham, Ala.	3/4
1986	W, 6-1	Birmingham, Ala.	4/1
1986	W, 11-8	Auburn, Ala.	4/15
1986	W, 8-3	Auburn, Ala.	
1987	L, 6-11	Birmingham, Ala.	3/19
1987	W, 8-0	Auburn, Ala.	4/8
1987	L, 2-4	Auburn, Ala.	4/8
1987	W, 7-2	Auburn, Ala.	4/22
1988	W, 14-1	Birmingham, Ala.	3/23
1988	W, 8-3 (7)	Auburn, Ala.	4/5
1988	W, 14-0 (5)	Auburn, Ala.	4/5
1989	W, 10-0	Auburn, Ala.	4/13
1990	W, 7-6	Birmingham, Ala.	2/28
1990	W, 11-5	Auburn, Ala.	4/18
1991	W, 6-1	Hoover, Ala.	3/21
1991	W, 10-9	Auburn, Ala.	4/3
1992	W, 8-5	Birmingham, Ala.	3/19
1992	W, 6-4	Auburn, Ala.	4/8
1993	W, 5-1	Auburn, Ala.	2/13
1993	W, 13-3	Auburn, Ala.	2/14
1994	W, 12-3	Birmingham, Ala.	3/8
1994	W, 9-8	Auburn, Ala.	4/27
1995	L, 3-4 (10)	Birmingham, Ala.	2/22
1995	W, 14-5	Auburn, Ala.	3/28
1996	L, 2-5	Birmingham, Ala.	2/28
1996	W, 1-0	Auburn, Ala.	4/9
1997	W, 7-0	Vestavia, Ala.	3/4
1997	W, 9-3	Auburn, Ala.	4/2
1998	W, 7-4	Birmingham, Ala.	2/26
1998	W, 12-2	Auburn, Ala.	4/22
1998	W, 10-6	Auburn, Ala.	5/6
1999	W, 7-4	Birmingham, Ala.	2/13
1999	W, 15-5	Auburn, Ala.	4/13
2000	W, 28-6	Birmingham, Ala.	2/8
2000	W, 10-4	Auburn, Ala.	4/11
2001	W, 6-5	Auburn, Ala.	4/10
2002	L, 2-5	Auburn, Ala.	2/12
2002	W, 6-4	Birmingham, Ala.	3/6
2003	W, 10-1	Auburn, Ala.	2/11
2003	W, 11-2	Birmingham, Ala.	3/4
2004	W, 11-5	Auburn, Ala.	2/24
2004	W, 6-2	Birmingham, Ala.	4/27
2005	L, 6-9	Auburn, Ala.	3/29
2005	W, 12-6	Birmingham, Ala.	4/12
2005	W, 8-1	Auburn, Ala.	4/26
2006	W, 6-4	Auburn, Ala.	3/21
2006	L, 4-5	Hoover, Ala.	4/4
2007	W, 4-1	Auburn, Ala.	2/27
2007	L, 8-9	Hoover, Ala.	4/18
2008	W, 14-6	Hoover, Ala.	3/26
2008	L, 11-12	Auburn, Ala.	4/22
2009	W, 18-7	Birmingham, Ala.	3/24
2009	L, 2-8	Auburn, Ala.	4/21
2010	W, 10-3	Birmingham, Ala.	3/23
2010	W, 11-4	Auburn, Ala.	4/27
2011	L, 0-8	Auburn, Ala.	4/26
2011	L, 8-9 (10)	Birmingham, Ala.	5/10
2012	L, 5-8	Birmingham, Ala.	3/27
2012	W, 7-5	Auburn, Ala.	4/10
2013	W, 6-2	Birmingham, Ala.	4/16
2013	W, 9-3	Auburn, Ala.	5/8
2014	L, 1-8	Auburn, Ala.	4/1
2014	L, 6-7	Birmingham, Ala.	4/15
2015	L, 0-7	Auburn, Ala.	3/10
2015	W, 9-4	Birmingham, Ala.	3/31
2017	L, 6-7	Auburn, Ala.	2/28
2017	W, 16-15	Birmingham, Ala.	4/11
2018	L, 3-12	Birmingham, Ala.	4/10
2018	W, 7-2	Auburn, Ala.	4/24

**SETON HALL (Series tied, 1-1)**

Year	Result	Location	Date
1987	L, 6-15	Huntsville, Ala.	5/21
1987	W, 22-1	Huntsville, Ala.	5/23

**SEWANEE (AU trails, 2-4)**

Year	Result	Location	Date
1897	L, 1-4	Sewanee, Tenn.	4/30
1897	L, 1-4	Sewanee, Tenn.	5/1
1909	L, 3-8	Sewanee, Tenn.	4/19
1909	L, 1-2	Sewanee, Tenn.	4/20
1909	W, 7-1	Sewanee, Tenn.	4/20
1926	W, 10-6	Sewanee, Tenn.	4/15

**SHAWMUT MILLS (AU leads, 3-0)**

Year	Result	Location	Date
1934	W, 8-5	Auburn, Ala.	5/10
1937	W, 4-0	Auburn, Ala.	3/27
1937	W, 11-2	Auburn, Ala.	5/4

**SIENA (AU leads, 2-0)**

Year	Result	Location	Date
1994	W, 18-0 (7)	Auburn, Ala.	3/21
1994	W, 15-1 (7)	Auburn, Ala.	3/21

**SIENA HEIGHTS (AU leads, 1-0)**

Year	Result	Location	Date
1984	W, 5-4	Auburn, Ala.	3/7

**SOUTH ALA. (AU trails, 50-27)**

Year	Result	Location	Date
1968	L, 1-2	Mobile, Ala.	3/16
1969	L, 0-2	Mobile, Ala.	3/21
1969	L, 4-5	Mobile, Ala.	3/22
1969	W, 6-1	Auburn, Ala.	5/23
1969	W, 8-7	Auburn, Ala.	5/24
1970	W, 9-7	Auburn, Ala.	5/22
1970	L, 2-4	Auburn, Ala.	5/23
1971	W, 3-2	Auburn, Ala.	3/30
1971	L, 2-9	Auburn, Ala.	3/30
1971	W, 6-5	Auburn, Ala.	5/21
1971	L, 4-10	Auburn, Ala.	5/22
1972	L, 0-1	Mobile, Ala.	3/17
1972	L, 1-6	Mobile, Ala.	5/19
1972	L, 1-5	Auburn, Ala.	5/20
1973	L, 1-12	Auburn, Ala.	5/1
1973	L, 7-8	Auburn, Ala.	5/2
1973	L, 5-15	Mobile, Ala.	5/18
1973	L, 2-16	Mobile, Ala.	5/19
1977	W, 14-11	Mobile, Ala.	4/15
1977	L, 5-8	Mobile, Ala.	4/16
1977	L, 1-9	Auburn, Ala.	5/3
1977	L, 4-8	Auburn, Ala.	5/4
1978	L, 9-12	Mobile, Ala.	3/21
1978	L, 8-16	Mobile, Ala.	3/22
1978	W, 17-6	Auburn, Ala.	4/15
1978	L, 5-10	Auburn, Ala.	4/16
1979	L, 5-8	Mobile, Ala.	4/14
1979	L, 1-5 (5)	Mobile, Ala.	4/14
1980	L, 4-5	Mobile, Ala.	4/5
1980	W, 4-3	Mobile, Ala.	4/6
1980	L, 0-1	Auburn, Ala.	4/29
1980	L, 4-5 (10)	Auburn, Ala.	4/30
1981	L, 4-5 (12)	Mobile, Ala.	4/8
1981	L, 0-9	Mobile, Ala.	4/9
1981	W, 7-6	Auburn, Ala.	4/14
1981	L, 5-10	Auburn, Ala.	4/15
1984	L, 0-2	Mobile, Ala.	4/3
1984	L, 7-11 (10)	Auburn, Ala.	4/12
1985	L, 8-9	Mobile, Ala.	4/17
1986	L, 4-7	Auburn, Ala.	4/2
1986	L, 3-8	Mobile, Ala.	4/8
1989	L, 4-10	Mobile, Ala.	4/5
1991	L, 1-2	Mobile, Ala.	3/10
1992	L, 1-10	Hoover, Ala.	4/22
1993	L, 3-4 (7)	Mobile, Ala.	2/28
1995	W, 9-6	Mobile, Ala.	2/26
1997	W, 17-3	Mobile, Ala.	2/16
2000	W, 9-4	Auburn, Ala.	2/23
2001	W, 4-3 (10)	Mobile, Ala.	2/18
2001	L, 3-9	Auburn, Ala.	2/28
2002	W, 6-1	Mobile, Ala.	4/3
2002	W, 6-4	Auburn, Ala.	5/14
2003	L, 3-17	Auburn, Ala.	2/18
2003	L, 1-10	Mobile, Ala.	4/22
2004	L, 9-10 (10)	Mobile, Ala.	4/13
2004	W, 10-0 (8)	Auburn, Ala.	4/20
2005	L, 0-3	Auburn, Ala.	3/1
2005	W, 13-5	Tallahassee, Fla.	6/3
2006	W, 3-2	Mobile, Ala.	4/11
2007	W, 20-5	Mobile, Ala.	2/25
2007	W, 5-2	Auburn, Ala.	4/3
2008	L, 3-4	Mobile, Ala.	4/1
2008	L, 1-7	Auburn, Ala.	4/16
2009	L, 2-5	Mobile, Ala.	4/14
2009	W, 12-7	Auburn, Ala.	4/15
2010	W, 6-2	Auburn, Ala.	4/7
2010	L, 9-10 (11)	Mobile, Ala.	5/11
2011	L, 1-7	Auburn, Ala.	4/19
2011	L, 1-8	Mobile, Ala.	5/17
2012	W, 7-0	Auburn, Ala.	3/20
2014	W, 6-1	Auburn, Ala.	4/22
2015	L, 4-7	Mobile, Ala.	2/17
2016	L, 5-8	Auburn, Ala.	4/26
2017	L, 3-14	Auburn, Ala.	3/7
2018	W, 7-6	Mobile, Ala.	2/27
2018	W, 10-4	Auburn, Ala.	5/8
2019	W, 6-2	Mobile, Ala.	3/12

**SOUTH CAROLINA (AU trails, 47-27)**

Year	Result	Location	Date
1927	W, 11-2	Columbia, S.C.	4/22
1927	L, 4-8	Columbia, S.C.	4/23
1928	W, 6-3	Columbia, S.C.	5/4
1928	W, 9-2	Auburn, Ala.	5/11
1928	W, 12-3	Auburn, Ala.	5/12
1992	W, 4-1	Auburn, Ala.	4/4
1992	W, 3-2 (7)	Auburn, Ala.	4/4
1992	W, 6-0	Auburn, Ala.	4/5
1993	L, 5-6	Columbia, S.C.	4/10
1993	L, 4-5 (7)	Columbia, S.C.	4/10

1993	L, 1-7	Columbia, S.C.	4/11
1996	W, 11-10 (10)	Auburn, Ala.	3/8
1996	L, 9-10	Auburn, Ala.	3/9
1996	W, 15-8	Auburn, Ala.	3/10
1997	L, 3-17	Columbia, S.C.	3/7
1997	W, 10-6	Columbia, S.C.	3/8
1997	W, 21-6	Columbia, S.C.	3/9
1998	L, 2-6	Auburn, Ala.	3/27
1998	L, 6-7	Auburn, Ala.	3/28
1998	L, 6-11 (10)	Auburn, Ala.	3/29
1999	L, 4-5	Columbia, S.C.	4/16
1999	L, 6-11	Columbia, S.C.	4/17
1999	L, 1-2	Columbia, S.C.	4/18
2000	L, 6-12	Auburn, Ala.	3/10
2000	L, 9-10	Auburn, Ala.	3/11
2000	L, 7-8	Auburn, Ala.	3/12
2000	L, 4-11	Hoover, Ala.	5/18
2001	L, 9-10	Columbia, S.C.	4/27
2001	L, 4-7	Columbia, S.C.	4/28
2001	W, 5-3	Columbia, S.C.	4/29
2001	L, 4-5	Hoover, Ala.	5/17
2003	W, 5-1	Hoover, Ala.	5/24
2004	W, 12-9	Auburn, Ala.	5/7
2004	L, 1-3	Auburn, Ala.	5/8
2004	L, 11-12	Auburn, Ala.	5/9
2005	W, 4-1	Columbia, S.C.	4/29
2005	L, 2-3	Columbia, S.C.	4/30
2005	L, 7-8	Columbia, S.C.	5/1
2006	L, 8-12 (12)	Auburn, Ala.	3/7
2006	L, 3-7	Auburn, Ala.	3/18
2006	W, 7-1	Auburn, Ala.	3/19
2007	W, 16-1	Columbia, S.C.	4/13
2007	L, 1-10	Columbia, S.C.	4/14
2007	L, 4-18	Columbia, S.C.	4/15
2008	L, 6-7	Auburn, Ala.	4/11
2008	L, 6-8	Auburn, Ala.	4/12
2008	L, 6-7	Auburn, Ala.	4/13
2009	L, 3-8	Columbia, S.C.	4/17
2009	W, 6-4	Columbia, S.C.	4/18
2009	L, 4-10	Columbia, S.C.	4/19
2010	L, 5-11	Auburn, Ala.	3/26
2010	L, 0-2	Auburn, Ala.	3/27
2010	W, 10-6	Auburn, Ala.	3/28
2010	W, 3-1 (12)	Hoover, Ala.	5/27
2011	L, 1-2	Columbia, S.C.	4/29
2011	L, 2-10	Columbia, S.C.	4/30
2011	L, 3-7	Columbia, S.C.	5/1
2011	L, 3-7	Hoover, Ala.	5/25
2012	L, 5-12	Auburn, Ala.	4/20
2012	L, 3-5	Auburn, Ala.	4/21
2012	L, 7-11	Auburn, Ala.	4/22
2012	L, 3-5	Hoover, Ala.	5/24
2014	W, 4-2	Auburn, Ala.	4/19
2014	L, 2-3	Auburn, Ala.	4/19
2014	L, 3-4	Auburn, Ala.	4/20
2015	L, 1-10	Columbia, S.C.	5/1
2015	W, 6-2	Columbia, S.C.	5/2
2015	W, 3-0	Columbia, S.C.	5/3
2017	W, 5-4	Auburn, Ala.	3/31
2017	L, 0-7	Auburn, Ala.	4/1
2017	W, 6-5	Auburn, Ala.	4/2
2019	W, 4-2	Columbia, S.C.	3/29
2019	L, 0-4	Columbia, S.C.	3/30
2019	W, 7-5	Columbia, S.C.	3/31

**SE LOUISIANA (AU leads, 2-0)**

Year	Result	Location	Date
1981	W, 15-3	Auburn, Ala.	3/2
1981	W, 12-4	Hammond, La.	3/24

**SE MISSOURI (AU leads, 2-1)**

Year	Result	Location	Date
2010	L, 8-13	Auburn, Ala.	2/19
2010	W, 9-8 (10)	Auburn, Ala.	2/20
2010	W, 6-1	Auburn, Ala.	2/21

**SOUTHERN (AU leads, 2-1)**

Year	Result	Location	Date
2016	W, 18-6	Auburn, Ala.	2/26
2016	W, 7-0	Auburn, Ala.	2/27
2016	L, 5-6	Auburn, Ala.	2/28

**SOUTHERN (ALA) (AU leads, 7-3)**

Year	Result	Location	Date
1900	PPD	Greensboro, Ala.	5/17
1900	PPD	Greensboro, Ala.	5/18
1905	W, 6-3	Greensboro, Ala.	4/6
1905	L, 2-4	Greensboro, Ala.	4/7
1905	W, 5-2	Greensboro, Ala.	4/8
1906	W, 1-0	Auburn, Ala.	5/4
1906	L, 1-3	Auburn, Ala.	5/5
1913	W, 13-0	Auburn, Ala.	4/4
1913	W, 8-2	Auburn, Ala.	4/5
1913	L, 2-3	Auburn, Ala.	4/5
1917	W, 6-1	Greensboro, Ala.	3/28

1917	W, 8-2	Greensboro, Ala.	3/29
------	--------	------------------	------

**SO. BENEDICTINE (AU leads, 1-0)**

Year	Result	Location	Date
1979	W, 10-4	Auburn, Ala.	3/27

**SOUTHERN ILLINOIS (AU trails, 0-1)**

Year	Result	Location	Date
1970	L, 2-8	Auburn, Ala.	3/21

**SOUTHERN MISS (AU leads, 5**



RESULTS VS. OPPONENTS

Table of game results from 1961 to 2009, including date, score, and opponent.

Table of game results from 2009 to 2019, including date, score, and opponent.

TENNESSEE-MARTIN (AU leads, 2-0)

Summary table for Tennessee-Martin with columns: Year, Result, Location, Date.

TENNESSEE ST. (AU leads, 2-0)

Summary table for Tennessee St. with columns: Year, Result, Location, Date.

TENNESSEE TECH (AU leads, 1-0)

Summary table for Tennessee Tech with columns: Year, Result, Location, Date.

TEXAS (AU leads, 2-0-1)

Summary table for Texas with columns: Year, Result, Location, Date.

TEXAS A&M (AU trails, 13-9)

Summary table for Texas A&M with columns: Year, Result, Location, Date.

UTSA (AU leads, 3-0)

Summary table for UTSA with columns: Year, Result, Location, Date.

TEXAS SOUTHERN (AU leads, 1-0)

Summary table for Texas Southern with columns: Year, Result, Location, Date.

TROY (AU leads, 56-23)

Summary table for Troy with columns: Year, Result, Location, Date.

Table of game results from 1937 to 2018, including date, score, and opponent.

TULANE (AU leads, 17-8-1)

Summary table for Tulane with columns: Year, Result, Location, Date.

Table of game results from 1904 to 1994, including date, score, and opponent.

Table of game results from 1999 to 2000, including date, score, and opponent.

TUSKEGEE (AU leads, 1-0)

Summary table for Tuskegee with columns: Year, Result, Location, Date.

UAB (AU leads, 50-11)

Table of game results from 1979 to 2019, including date, score, and opponent.

VALDOSTA ST. (Series tied, 1-1)

Summary table for Valdosta St. with columns: Year, Result, Location, Date.

VALLEY (AU trails, 0-1)

Summary table for Valley with columns: Year, Result, Location, Date.

VANDERBILT (AU leads, 96-64)

Summary table for Vanderbilt with columns: Year, Result, Location, Date.







# RESULTS VS. OPPONENTS

1926	W, 8-4	Nashville, Tenn.	4/17
1927	W, 4-0	Auburn, Ala.	4/29
1927	W, 6-4	Auburn, Ala.	4/30
1927	L, 1-2	Nashville, Tenn.	5/6
1929	L, 6-8	Auburn, Ala.	5/3
1929	W, 7-6	Auburn, Ala.	5/4
1931	W, 19-1	Auburn, Ala.	5/15
1931	W, 3-1	Auburn, Ala.	5/16
1948	W, 4-1	Auburn, Ala.	5/14
1948	W, 9-7	Auburn, Ala.	5/15
1948	W, 7-3	Nashville, Tenn.	5/21
1948	W, 13-0	Nashville, Tenn.	5/22
1949	L, 1-6	Auburn, Ala.	4/30
1949	W, 3-2	Auburn, Ala.	4/30
1950	W, 16-4	Nashville, Tenn.	5/15
1950	W, 12-3	Nashville, Tenn.	5/16
1950	W, 9-4	Auburn, Ala.	5/19
1950	W, 12-4	Auburn, Ala.	5/20
1955	W, 12-2	Auburn, Ala.	4/8
1955	W, 4-2	Auburn, Ala.	4/9
1955	L, 10-12	Nashville, Tenn.	4/15
1955	L, 5-6	Nashville, Tenn.	4/16
1958	W, 25-4	Auburn, Ala.	4/4
1958	W, 1-0	Auburn, Ala.	4/5
1958	W, 8-0	Auburn, Ala.	4/5
1959	W, 15-4	Auburn, Ala.	4/3
1959	W, 8-3	Auburn, Ala.	4/4
1959	W, 10-4	Auburn, Ala.	4/4
1961	L, 2-4	Nashville, Tenn.	4/17
1961	W, 10-0	Nashville, Tenn.	4/18
1962	W, 13-3	Auburn, Ala.	3/20
1963	W, 5-3	Auburn, Ala.	4/19
1963	W, 14-6	Auburn, Ala.	4/20
1964	W, 6-2	Auburn, Ala.	3/20
1964	W, 5-0	Auburn, Ala.	3/21
1965	W, 13-4	Auburn, Ala.	4/16
1965	W, 24-9	Auburn, Ala.	4/17
1966	W, 11-0	Auburn, Ala.	3/18
1966	W, 8-5	Auburn, Ala.	3/19
1967	W, 5-3	Nashville, Tenn.	4/3
1967	W, 1-0	Nashville, Tenn.	4/3
1967	W, 22-8	Nashville, Tenn.	4/4
1968	W, 8-0	Auburn, Ala.	3/29
1968	W, 7-1	Auburn, Ala.	3/30
1968	W, 4-0	Auburn, Ala.	3/30
1969	L, 6-7	Nashville, Tenn.	4/11
1969	W, 2-1	Nashville, Tenn.	4/12
1969	L, 0-1	Nashville, Tenn.	4/12
1970	W, 6-1	Auburn, Ala.	4/10
1970	W, 2-1	Auburn, Ala.	4/10
1970	W, 7-0	Auburn, Ala.	4/11
1971	L, 1-5	Nashville, Tenn.	4/30
1971	W, 6-1	Nashville, Tenn.	4/30
1971	W, 9-0	Nashville, Tenn.	5/1
1972	L, 1-5	Auburn, Ala.	4/28
1972	W, 7-3	Auburn, Ala.	4/28
1972	L, 2-6	Auburn, Ala.	4/29
1973	L, 1-5	Nashville, Tenn.	4/27
1973	L, 0-1	Nashville, Tenn.	4/27
1973	W, 7-4	Nashville, Tenn.	4/28
1974	L, 1-2	Auburn, Ala.	4/26
1974	W, 8-2	Auburn, Ala.	4/26
1974	W, 11-0	Auburn, Ala.	4/27
1975	L, 5-8	Nashville, Tenn.	4/25
1975	L, 0-3	Nashville, Tenn.	4/25
1975	W, 4-3	Nashville, Tenn.	4/26
1980	W, 3-2	Gainesville, Fla.	5/9
1980	L, 3-16	Gainesville, Fla.	5/12
1980	L, 0-13	Gainesville, Fla.	5/13
1986	W, 11-7 (7)	Nashville, Tenn.	3/29
1986	W, 12-10 (8)	Nashville, Tenn.	3/29
1986	L, 7-11	Nashville, Tenn.	3/30
1987	W, 3-2	Auburn, Ala.	4/4
1987	W, 8-4	Auburn, Ala.	4/4
1987	W, 14-7	Auburn, Ala.	4/5
1988	L, 0-2 (7)	Nashville, Tenn.	3/5
1988	L, 4-5 (7)	Nashville, Tenn.	3/5
1988	W, 10-3	Nashville, Tenn.	3/6
1989	L, 1-6	Auburn, Ala.	3/4
1989	W, 3-1 (7)	Auburn, Ala.	3/4
1989	W, 8-5	Auburn, Ala.	3/5
1990	W, 15-5	Nashville, Tenn.	4/15
1990	L, 2-8 (7)	Nashville, Tenn.	4/15
1990	L, 3-4	Hoover, Ala.	5/19
1991	L, 7-9	Auburn, Ala.	4/13
1991	W, 3-1 (7)	Auburn, Ala.	4/13
1991	W, 6-5	Auburn, Ala.	4/14
1994	W, 5-3	Auburn, Ala.	4/8
1994	W, 20-7	Auburn, Ala.	4/9
1994	W, 10-3	Auburn, Ala.	4/10
1995	W, 15-3	Nashville, Tenn.	4/7
1995	W, 13-12	Nashville, Tenn.	4/8
1995	W, 11-5	Nashville, Tenn.	4/9
1998	W, 12-1	Auburn, Ala.	4/3
1998	W, 8-6	Auburn, Ala.	4/4
1998	W, 8-0	Auburn, Ala.	4/5
1999	W, 4-2	Nashville, Tenn.	3/19
1999	W, 6-5 (11)	Nashville, Tenn.	3/20
1999	W, 8-2	Nashville, Tenn.	3/21

2000	W, 5-1	Auburn, Ala.	4/21
2000	L, 8-9	Auburn, Ala.	4/22
2000	W, 10-8	Auburn, Ala.	4/23
2001	W, 12-2	Nashville, Tenn.	4/6
2001	W, 18-11	Nashville, Tenn.	4/7
2001	L, 6-8	Nashville, Tenn.	4/8
2002	W, 6-5	Auburn, Ala.	5/3
2002	W, 6-5	Auburn, Ala.	5/4
2002	W, 7-6 (10)	Auburn, Ala.	5/5
2003	L, 4-7	Nashville, Tenn.	4/25
2003	W, 7-4	Nashville, Tenn.	4/26
2003	L, 0-3	Nashville, Tenn.	4/27
2003	W, 3-1	Hoover, Ala.	5/22
2006	L, 0-2	Nashville, Tenn.	3/24
2006	L, 1-9	Nashville, Tenn.	3/25
2006	L, 2-5	Nashville, Tenn.	3/26
2007	L, 5-10	Auburn, Ala.	5/11
2007	L, 5-6 (10)	Auburn, Ala.	5/12
2007	W, 5-4	Auburn, Ala.	5/13
2008	W, 6-3	Nashville, Tenn.	4/18
2008	L, 2-8	Nashville, Tenn.	4/19
2008	L, 5-9	Nashville, Tenn.	4/20
2009	L, 3-12	Auburn, Ala.	3/27
2009	W, 5-3	Auburn, Ala.	3/28
2009	W, 11-10	Auburn, Ala.	3/29
2010	L, 6-11	Nashville, Tenn.	4/16
2010	W, 12-2	Nashville, Tenn.	4/17
2010	L, 2-3	Nashville, Tenn.	4/18
2011	L, 6-11	Auburn, Ala.	4/7
2011	L, 2-11	Auburn, Ala.	4/2
2011	L, 2-6	Auburn, Ala.	4/3
2012	L, 4-5	Nashville, Tenn.	4/13
2012	W, 5-2	Nashville, Tenn.	4/14
2012	L, 2-11	Nashville, Tenn.	4/15
2013	L, 2-5	Auburn, Ala.	3/15
2013	L, 1-8	Auburn, Ala.	3/16
2013	L, 6-8	Auburn, Ala.	3/17
2015	W, 6-4	Auburn, Ala.	3/20
2015	L, 5-10	Auburn, Ala.	3/21
2015	L, 6-7 (10)	Auburn, Ala.	3/21
2016	L, 2-5	Nashville, Tenn.	5/19
2016	L, 3-9	Nashville, Tenn.	5/19
2016	L, 3-4	Nashville, Tenn.	5/21
2018	W, 4-1	Auburn, Ala.	5/4
2018	W, 11-5	Auburn, Ala.	5/5
2018	W, 14-0	Auburn, Ala.	5/6
2019	L, 6-12	Nashville, Tenn.	4/25
2019	L, 2-5	Nashville, Tenn.	4/26
2019	L, 5-9	Nashville, Tenn.	4/27
2019	L, 1-11 (8)	Hoover, Ala.	5/22

## VIRGINIA (AU leads, 9-5)

Year	Result	Location	Date
1920	L, 0-1	Charlottesville, VA	4/21
1920	W, 4-0	Charlottesville, VA	4/22
1947	L, 0-3	Charlottesville, VA	6/8
1985	L, 8-9	Auburn, Ala.	3/11
1985	W, 8-5	Auburn, Ala.	3/12
1985	W, 12-11	Auburn, Ala.	3/13
1987	W, 4-2	Auburn, Ala.	3/10
1987	W, 7-4	Auburn, Ala.	3/11
1988	L, 8-13	Auburn, Ala.	3/16
1999	W, 11-2	Orlando, Fla.	1/30
2003	W, 14-13	Auburn, Ala.	2/14
2003	W, 5-3	Auburn, Ala.	2/15
2003	W, 7-5	Auburn, Ala.	2/16
2011	L, 2-13	Auburn, Ala.	2/19

## VCU (AU leads, 23-2)

Year	Result	Location	Date
1996	W, 10-1	Auburn, Ala.	2/9
1996	W, 7-3	Auburn, Ala.	2/10
1996	W, 9-2	Auburn, Ala.	2/11
1998	W, 12-3	Auburn, Ala.	2/13
1998	W, 4-1	Auburn, Ala.	2/14
1998	W, 13-4	Auburn, Ala.	2/15
1999	W, 7-2	Auburn, Ala.	3/9
1999	W, 12-4	Auburn, Ala.	3/10
2000	W, 7-6	Auburn, Ala.	2/25
2000	W, 11-6	Auburn, Ala.	2/26
2000	L, 3-7	Auburn, Ala.	2/27
2001	W, 6-2	Auburn, Ala.	2/23
2001	W, 5-4	Auburn, Ala.	2/24
2002	W, 11-3	Auburn, Ala.	2/8
2002	W, 9-4	Auburn, Ala.	2/9
2002	W, 8-2	Auburn, Ala.	2/10
2003	W, 5-4	Auburn, Ala.	2/7
2003	L, 2-5	Auburn, Ala.	2/8
2003	W, 5-0	Auburn, Ala.	2/9
2004	W, 9-3	Auburn, Ala.	3/5
2004	W, 7-0	Auburn, Ala.	3/6
2004	W, 4-3	Auburn, Ala.	3/7
2005	W, 4-3	Auburn, Ala.	2/18
2005	W, 11-0	Auburn, Ala.	2/19
2005	W, 6-4	Auburn, Ala.	2/20

## VMI (AU leads, 17-3)

Year	Result	Location	Date
1920	W, 7-2	Lexington City, Va.	4/24
1990	W, 11-1	Auburn, Ala.	3/15
1996	W, 14-0 (7)	Auburn, Ala.	2/17
1996	W, 6-0	Auburn, Ala.	2/17
1996	W, 14-3	Auburn, Ala.	2/18
1997	W, 14-2	Auburn, Ala.	4/8
1997	W, 17-3	Auburn, Ala.	4/9
1998	W, 19-7 (7)	Auburn, Ala.	4/7
2005	W, 5-4	Auburn, Ala.	3/11
2005	W, 12-0	Auburn, Ala.	3/12
2005	W, 4-3	Auburn, Ala.	3/13
2006	W, 7-0	Auburn, Ala.	2/3
2006	L, 5-8	Auburn, Ala.	2/4
2006	L, 8-10	Auburn, Ala.	2/5
2007	L, 3-7	Auburn, Ala.	3/13
2007	W, 10-8	Auburn, Ala.	3/14
2008	W, 9-3	Auburn, Ala.	3/6
2008	W, 6-4	Auburn, Ala.	3/7
2008	W, 10-1	Auburn, Ala.	3/8
2008	W, 6-5	Auburn, Ala.	3/9

## VIRGINIA TECH (AU leads, 1-0)

Year	Result	Location	Date
1994	W, 7-0	Clemson, S.C.	5/26

## WASH. & LEE (AU leads, 2-1)

Year	Result	Location	Date
1920	L, 4-6	Lexington City, Va.	4/23
1921	W, 4-0	Lexington City, Va.	4/20
1921	W, 6-1	Lexington City, Va.	4/21

## WAKE FOREST (AU leads, 2-0)

Year	Result	Location	Date
1966	W, 12-5	Auburn, Ala.	4/2
1999	W, 7-3	Montgomery, Ala.	3/5

## WEST ALABAMA (AU leads, 7-0)

Year	Result	Location	Date
1977	W, 7-2	Auburn, Ala.	4/6
1978	W, 13-9	Auburn, Ala.	3/30
1979	W, 8-0	Auburn, Ala.	5/2
1981	W, 4-1 (6)	Auburn, Ala.	3/4
1982	W, 13-9	Auburn, Ala.	5/5
1984	W, 9-7	Auburn, Ala.	3/22
1985	W, 12-6	Auburn, Ala.	4/20

## W. CAROLINA (AU leads, 19-6)

Year	Result	Location	Date
1988	W, 3-0	Auburn, Ala.	2/12
1988	W, 7-3	Auburn, Ala.	2/13
1988	L, 1-4	Auburn, Ala.	2/14
1988	W, 1-0 (7)	Auburn, Ala.	2/14
1989	W, 15-2	Auburn, Ala.	2/10
1989	L, 2-3 (7)	Auburn, Ala.	2/10
1989	W, 8-3 (7)	Auburn, Ala.	2/11
1989	W, 15-2	Auburn, Ala.	2/12
1989	W, 16-6	Auburn, Ala.	5/20
1989	W, 5-3	Auburn, Ala.	5/20
1990	L, 3-9 (7)	Auburn, Ala.	2/10
1990	L, 2-4 (7)	Auburn, Ala.	2/10
1990	W, 9-6 (7)	Auburn, Ala.	2/11
1990	L, 9-13 (8)	Auburn, Ala.	2/11
1991	W, 17-16	Auburn, Ala.	2/8
1991	W, 9-2 (7)	Auburn, Ala.	2/9
1991	L, 3-4 (7)	Auburn, Ala.	2/9
1991	W, 13-6	Auburn, Ala.	2/10
1997	W, 11-3	Tallahassee, Fla.	5/22
2001	W, 14-1	Auburn, Ala.	2/2
2001	W, 4-2	Auburn, Ala.	2/3
2001	W, 5-4	Auburn, Ala.	2/4
2004	W, 5-4	Auburn, Ala.	2/13
2004	W, 4-1	Auburn, Ala.	2/14
2004	W, 6-0	Auburn, Ala.	2/15

## WESTERN KENTUCKY (AU leads, 3-0)

Year	Result	Location	Date
1979	W, 17-1	Auburn, Ala.	3/8
2009	W, 11-7	Auburn, Ala.	3/11
2011	W, 13-8	Charleston, S.C.	3/6

## WESTERN MICH. (AU trails, 0-2)

Year	Result	Location	Date
1971	L, 6-7	Auburn, Ala.	3/22
1971	L, 9-11	Auburn, Ala.	3/23

## WEST FLORIDA (AU trails, 0-4)

Year	Result	Location	Date



## COACHING RECORDS SINCE 1949

## COACHING RECORDS SINCE 1949

## VICTORIES


Coach	Years	Overall			Pct.
		W	L	T	
Hal Baird	(16) 1985-00	634	328	0	.659
Paul Nix	(22) 1963-84	515	376	0	.578
John Pawlowski	(5) 2009-13	167	126	0	.570
Steve Renfro	(4) 2001-04	145	92	0	.612
Butch Thompson	(4) 2016-19	141	110	0	.562
Tom Slater	(4) 2005-08	115	113	0	.504
Dick McGowen	(7) 1951-57	90	76	2	.542
Sunny Golloway	(2) 2014-15	64	54	0	.542
Erk Russell	(4) 1959-62	59	37	1	.613
Johnny Williamson	(2) 1949-50	21	23	0	.477
Joe Connally	(1) 1958	17	8	0	.680

## WINNING PERCENTAGE

Coach	Years	Overall			Pct.
		W	L	T	
Joe Connally	(1) 1958	17	8	0	.680
Hal Baird	(16) 1985-00	634	328	0	.659
Erk Russell	(4) 1959-62	59	37	1	.613
Steve Renfro	(4) 2001-04	145	92	0	.612
Paul Nix	(22) 1963-84	515	376	0	.578
John Pawlowski	(5) 2009-13	167	126	0	.570
Butch Thompson	(4) 2016-19	141	110	0	.562
Dick McGowen	(7) 1951-57	90	76	2	.542
Sunny Golloway	(2) 2014-15	64	54	0	.542
Tom Slater	(4) 2005-08	115	113	0	.504
Johnny Williamson	(2) 1949-50	21	23	0	.477

## GAMES COACHED

Coach	Years	Games	Overall		
			W	L	T
Hal Baird	(16) 1985-00	962	634	328	0
Paul Nix	(22) 1963-84	891	515	376	0
John Pawlowski	(5) 2009-13	293	167	126	0
Butch Thompson	(4) 2016-19	251	141	110	0
Steve Renfro	(4) 2001-04	237	145	92	0
Tom Slater	(4) 2005-08	228	115	113	0
Dick McGowen	(7) 1951-57	168	90	76	2
Sunny Golloway	(2) 2014-15	118	64	54	0
Erk Russell	(4) 1959-62	97	59	37	1
Johnny Williamson	(2) 1949-50	44	21	23	0
Joe Connally	(1) 1958	25	17	8	0







# YEAR-BY-YEAR STANDINGS

Year	Overall	Pct.	SEC	Pct.	SEC* Finish	Coach
1895	0-1	.000				
1896	2-2	.500				
1897	1-4	.200				
1898	0-2	.000				
1899	2-5	.286				
1900	3-3	.500				
1901	1-7	.125				
1902	0-5	.000				
1903	1-6	.142				
1904	2-9	.182				
1905	9-3	.750			SIAA Champs	
1906	11-3	.786				
1907	10-6-1	.606				
1908	14-5-1	.718				
1909	14-6-1	.683				
1910	8-6	.571				
1911	8-11	.421				
1912	7-9-1	.424				
1913	11-6	.647				
1914	10-7	.588				
1915	9-5-3	.581				
1916	17-4	.810				
1917	9-5	.643				
1918	7-5	.583			SIAA Champs	
1919	8-7-1	.516				
1920	16-5-3	.711			SIAA Champs	
1921	18-4	.818				
1922	8-10	.444				
1923	8-10-4	.400				
1924	8-10-4	.400				
1925	5-15	.250				
1926	21-7	.750				
1927	14-6-1	.683				
1928	17-5-2	.739				
1929	11-9-1	.537				
1930	13-7	.650				
1931	18-4	.818			SIAA Champs	
1932	11-4-1	.710				
1933	8-5-1	.593	5-4	.566	3rd	Sam McAllister
1934	10-8-1	.553	3-4	.429	6th	Herschel Bobo/Del Morgan
1935	7-14	.250	6-5	.545	3rd	Del Morgan
1936	13-5	.722	5-5	.500	t3rd	Del Morgan
1937	21-4-1	.824	8-1	.889	1st	Del Morgan
1938	12-10	.545	5-7	.417	6th	Del Morgan
1939	16-10	.615	10-4	.714	2nd	Del Morgan
1940	15-8-1	.638	4-5	.444	5th	Porter Grant
1941	12-11-1	.511	5-5	.500	5th	Jimmy Hitchcock
1942	10-8	.556	4-4	.500	5th	Jimmy Hitchcock
1943	8-3	.727	3-1	.750	3rd	Bob Evans
1944					DID NOT FIELD TEAM	
1945					DID NOT FIELD TEAM	
1946	11-4	.733	5-3	.625	4th	Bob Evans
1947	17-7	.708	11-5	.688	2nd	Danny Doyle
1948	16-9	.640	14-5	.737	2nd	Danny Doyle
1949	9-10	.474	6-10	.375	8th	Johnny Williamson
1950	12-13	.480	8-11	.421	9th	Johnny Williamson
1951	14-11	.560	8-8	.500	6th	Dick McGowen
1952	13-11-2	.519	10-8-2	.579	5th	Dick McGowen
1953	9-12	.429	6-12	.333	11th	Dick McGowen
1954	17-5	.773	8-5	.615	4th	Dick McGowen
1955	9-16	.360	5-11	.313	9th	Dick McGowen
1956	12-11	.522	9-7	.563	5th	Dick McGowen
1957	16-10	.615	11-4	.733	2nd	Dick McGowen
1958	17-8	.680	12-3	.800	1st	Joe Connally
1959	15-11-1	.574	8-4	.667	t2ndE	Erik Russell
1960	15-8	.652	10-6	.623	2ndE	Erik Russell
1961	14-11	.560	12-6	.667	1stE	Erik Russell
1962	15-7	.682	11-5	.688	2ndE	Erik Russell
1963	17-8	.680	15-3	.810	1st	Paul Nix
1964	21-7	.750	13-5	.722	1stE	Paul Nix
1965	13-7	.650	10-3	.769	1stE	Paul Nix
1966	14-9	.560	6-7	.462	4thE	Paul Nix
1967	32-10!	.762	15-2	.882	1st	Paul Nix
1968	22-12	.647	9-6	.600	3rdE	Paul Nix
1969	20-17	.541	7-10	.412	5thE	Paul Nix
1970	17-16	.515	9-6	.600	3rdE	Paul Nix
1971	23-16	.590	9-7	.563	2ndE	Paul Nix
1972	18-17	.514	7-6	.538	t2ndE	Paul Nix
1973	20-19	.513	7-9	.438	5thE	Paul Nix
1974	31-13	.705	11-6	.647	2ndE	Paul Nix
1975	24-21	.533	7-9	.438	t4thE	Paul Nix
1976	37-15!	.712	12-7	.632	1st	Paul Nix
1977	28-18	.609	11-9	.550	t2ndW	Paul Nix
1978	33-21	.611	15-8	.652	1st#	Paul Nix
1979	21-21	.500	7-14	.333	4thW	Paul Nix
1980	27-24	.529	15-8	.652	1stW	Paul Nix
1981	27-27	.500	7-16	.304	5thW	Paul Nix
1982	27-20-1	.573	8-13-1	.386	5thW	Paul Nix
1983	16-34	.320	4-18	.182	5thW	Paul Nix
1984	27-24	.529	8-14	.364	4thW	Paul Nix

Year	Overall	Pct.	SEC	Pct.	SEC* Finish	Coach
1985	30-22	.577	11-12	.478	3rdW	Hal Baird
1986	31-24	.564	15-12	.517	3rd	Hal Baird
1987	42-18	.700	18-9	.667	2nd	Hal Baird
1988	39-16	.709	16-10	.615	4th	Hal Baird
1989	44-20	.688	12-12	.500	6th#	Hal Baird
1990	34-24	.586	13-13	.500	4th	Hal Baird
1991	35-24	.593	14-12	.538	5th	Hal Baird
1992	30-25	.545	10-14	.417	4thW	Hal Baird
1993	40-23	.635	17-11	.607	2ndW	Hal Baird
1994	44-21!	.677	16-13	.552	3rdW	Hal Baird
1995	50-13	.794	19-8	.704	1stW	Hal Baird
1996	32-24	.571	12-18	.400	5thW	Hal Baird
1997	50-17!	.746	17-12	.586	4thW	Hal Baird
1998	46-18	.719	16-12	.571	3rdW#	Hal Baird
1999	46-19	.708	18-12	.600	4thW	Hal Baird
2000	41-20	.672	17-13	.567	3rdW	Hal Baird
2001	37-21	.638	15-15	.500	4thW	Steve Renfro
2002	34-26	.600	15-15	.500	3rdW	Steve Renfro
2003	42-21	.667	18-12	.600	2ndW	Steve Renfro
2004	32-24	.571	12-18	.400	5thW	Steve Renfro
2005	34-26	.567	13-17	.433	T-5thW	Tom Slater
2006	22-34	.393	9-21	.300	6th W	Tom Slater
2007	31-25	.554	10-20	.333	6th W	Tom Slater
2008	28-28	.500	11-19	.367	5th W	Tom Slater
2009	31-25	.554	11-19	.367	5th W	John Pawlowski
2010	43-21	.672	20-10	.667	1st W	John Pawlowski
2011	29-29	.500	14-16	.467	T-2nd W	John Pawlowski
2012	31-28	.525	13-17	.433	5th W	John Pawlowski
2013	33-23	.589	13-17	.433	7th W	John Pawlowski
2014	28-28	.500	10-20	.333	7th W	Sunny Galloway
2015	36-26	.581	13-17	.433	5th W	Sunny Galloway
2016	23-33	.411	8-22	.267	6th W	Butch Thompson
2017	37-26	.587	16-14	.533	5th W	Butch Thompson
2018	43-23	.652	15-15	.500	T-3rd W	Butch Thompson
2019	38-28!	.576	14-16	.467	6th W	Butch Thompson
<b>TOTAL</b>	<b>2481-1677-33</b>	<b>.596</b>	<b>915-861-3</b>	<b>.515</b>		<b>123 seasons all-time</b>

\* Finish in SEC East (1959-1975) and SEC West from (1976-1985)

# Won postseason SEC Tournament

! NCAA College World Series


Below are Auburn's all-time end-of-season rankings (highest ranking listed)

YEAR	FINAL RANK	POLL(S)	YEAR	FINAL RANK	POLL(S)
1964	12TH	CB	2000	20TH	ESPN
1967	2ND	CB	2003	17TH	ESPN
1976	8TH	CB	2010	19TH	BA/ESPN/NCBWA
1987	14TH	BA	2017	25TH	BA
1988	19TH	BM	2018	9TH	ESPN
1989	17TH	BA	2019	8th	CB/NCBWA
1993	23RD	BA			
1994	8TH	ESPN/CB			
1995	9TH	CB/BA			
1997	5TH	BA			
1998	9TH	BA			
1999	11TH	ESPN			

CB - Collegiate Baseball; BA - Baseball America;  
 BM - Baseball Magazine; ESPN - USA Today/  
 ESPN; NCBWA - National Collegiate Baseball Writers  
 Association



# COLLEGE WORLD SERIES



## 1967

**Paul Nix, 32-10**


<b>Omaha, NE</b>	<b>3rd</b>	
Ohio State.....	1-0	W
Stanford.....	3-6	L
Rider.....	4-3	W
Stanford (7 inn./rain).....	3-5	L



## 1976

**Paul Nix, 37-15**


<b>Omaha, NE</b>	<b>T-7th</b>	
Clemson.....	4-9	L
Maine.....	8-9	L



## 1994

**Hal Baird, 44-21**

<b>Omaha, NE</b>	<b>T-7th</b>	
Oklahoma.....	4-5	L
Miami (Fla.).....	5-7	L



## 1997

**Hal Baird, 50-17**

<b>Omaha, NE</b>	<b>T-5th</b>	
Stanford.....	3-8	L
Rice.....	10-1	W
Stanford.....	4-11	L



## 2019

**Butch Thompson, 38-28**

<b>Omaha, NE</b>	<b>T-7th</b>	
Mississippi State.....	4-5	L
Louisville.....	3-5	L

AUBURN VS. CWS OPPONENTS	
Clemson.....	0-1
Louisville.....	0-1
Maine.....	0-1
Miami (Fla.).....	0-1
Mississippi State.....	0-1
Ohio State.....	1-0
Oklahoma.....	0-1
Rice.....	1-0
Rider.....	1-0
Stanford.....	0-4
<b>10 Opponents.....</b>	<b>3-10</b>

## CWS LINESCORES

### 1967

**Auburn 1, Ohio State 0 • June 12**

OSU.....	000	000	000	-	0	5	2
AU.....	100	000	00X	-	1	5	3
W: Lowe (14-1), L: Boggs (4-1)							

**Stanford 6, Auburn 3 • June 13**

AU.....	000	102	000	-	3	8	3
SU.....	310	000	20X	-	6	7	1
W: Vance (11-0), L: Blauser (5-5)							

**Auburn 4, Rider 3 • June 14**

RC.....	000	011	100	-	3	10	6
AU.....	000	102	001	-	4	6	2
W: Lowe (15-1), L: Mischik (7-3)							

**Stanford 5, Auburn 3 • June 15**

AU.....	010	001	1	-	3	7	3
SU.....	100	400	0	-	5	5	0
W: Hamm, L: Boverit							

### 1976

**Clemson 9, Auburn 4 • June 11**

AU.....	000	111	001	-	4	10	2
CU.....	000	502	11X	-	9	10	1
W: Porter (12-0), L: Hudson (10-5)							

**Maine 9, Auburn 8 • June 12**

AU.....	410	030	000	-	8	13	2
UM.....	230	202	00X	-	9	12	4
W: LaCasse (7-1), L: Leach (8-5)							

### 1994

**Oklahoma 9, Auburn 4 • June 4**

AU.....	000	000	031	-	4	12	1
OU.....	020	100	11X	-	5	11	2
W: Redman (13-3), L: Powell (5-4) S: Buckles (13)							

**Miami 7, Auburn 5 • June 6**

UM.....	400	000	300	-	7	8	6
AU.....	001	012	010	-	5	12	2
W: Westfall (3-0), L: Humphreys (13-4) S: Tessmer (3)							

### 1997

**Stanford 8, Auburn 3 • May 30**

AU.....	000	201	000	-	3	6	3
SU.....	010	050	02X	-	8	12	1
W: Hutchinson (8-3), L: Hebson (11-4) S: Austin (4)							

**Auburn 10, Rice 1 • June 1**

RU.....	000	001	000	-	1	4	1
AU.....	014	203	00X	-	10	11	0
W: Hudson (15-2), L: Bess (3-3)							

**Stanford 11, Auburn 4 • June 3**

SU.....	300	104	102	-	11	13	2
AU.....	004	000	000	-	4	8	3
W: Austin (5-2), L: Dunham (5-2)							

### 2019

**Mississippi State 5, Auburn 4 • June 16**

AU.....	020	100	010	-	4	6	2
MSU.....	000	001	004	-	5	12	3
W: Gordon (5-0), L: Burns (4-4)							

**Louisville 5, Auburn 3 • June 16**

UL.....	100	300	010	-	5	7	0
AU.....	010	000	101	-	3	13	2
W: Elliott (3-2), L: Horn (4-2) S: Kirian (5)							







# NCAA REGIONALS/SUPER REGIONALS

## REGIONAL RESULTS

Year	Opponent	Score	Result	Location
1963	West Virginia	1-2	L	Gastonia, NC
	Florida State	3-4	L	Gastonia, NC
1967	West Virginia	8-3	W	Gastonia, NC
	Florida State	13-2	W	Gastonia, NC
	Clemson	2-3	L	Gastonia, NC
	Clemson	6-5	W	Gastonia, NC
1976	Middle Tenn. St.	10-5	W	Tallahassee, FL
	Florida State	2-1	W	Tallahassee, FL
	Jacksonville	7-5	W	Tallahassee, FL
1978	Memphis State	14-10	W	Auburn, AL
	North Carolina	2-3	L	Auburn, AL
	Memphis State	5-6	L	Auburn, AL
1987	Seton Hall	22-1	W	Huntsville, AL
	Middle Tenn. St.	5-3	W	Huntsville, AL
	Seton Hall	6-15	L	Huntsville, AL
	Clemson	3-6	L	Huntsville, AL
1989	South Florida	9-3	W	Tallahassee, FL
	Clemson	14-7	W	Tallahassee, FL
	Florida State	6-7	L	Tallahassee, FL
	Clemson	1-11	L	Tallahassee, FL
1993	Arizona	9-1	W	Stillwater, OK
	Oklahoma St.	10-14	L	Stillwater, OK
	N. C. State	2-13	L	Stillwater, OK
	Virginia Tech	7-0	W	Clemson, SC
1994	Old Dominion	11-8 [10]	W	Clemson, SC
	Clemson	11-5	W	Clemson, SC
	Notre Dame	8-0	W	Clemson, SC
	Pennsylvania	2-1	W	Oklahoma City, OK
1995	Ohio State	8-6	W	Oklahoma City, OK
	Oklahoma	8-9	L	Oklahoma City, OK
	Texas	4-2	W	Oklahoma City, OK
	Oklahoma	1-3	L	Oklahoma City, OK
	Western Carolina	11-3	W	Tallahassee, FL
	South Florida	9-0	W	Tallahassee, FL
1997	Florida State	8-7	W	Tallahassee, FL
	Florida State	7-9	L	Tallahassee, FL
	Florida State	5-2	W	Tallahassee, FL
	Rutgers	15-17	L	Tallahassee, FL
	Liberty	3-2	W	Tallahassee, FL
	Rutgers	7-4	W	Tallahassee, FL
1998	Oklahoma	9-8	W	Tallahassee, FL
	Florida State	10-16	L	Tallahassee, FL
	N. C. State	9-7	W	Auburn, AL
	Winthrop	8-6	W	Auburn, AL
1999	Tulane	5-7	L	Auburn, AL
	Tulane	13-9	W	Auburn, AL
	Stetson	5-9	L	Atlanta, GA
2000	Georgia Southern	11-5	W	Atlanta, GA
	Stetson	10-13	L	Atlanta, GA
	Jacksonville	8-7	W	Tallahassee, FL
2001	Florida State	6-10	L	Tallahassee, FL
	Jacksonville	3-2	W	Tallahassee, FL
	Florida State	6-9	L	Tallahassee, FL
	Florida Atlantic	11-16	L	Tuscaloosa, AL
2002	Alabama	3-6	L	Tuscaloosa, AL
	Princeton	5-2	W	Auburn, AL
2003	Ohio State	2-6	L	Auburn, AL
	Clemson	15-0	W	Auburn, AL
	Ohio State	7-9	L	Auburn, AL
	South Alabama	13-5	W	Tallahassee, FL
2005	Florida State	3-4	L	Tallahassee, FL
	Army	12-3	W	Tallahassee, FL
	Florida State	4-10	L	Tallahassee, FL
	Jacksonville State	9-7	W	Auburn, AL
2010	Clemson	2-5	L	Auburn, AL
	Southern Miss	17-8	W	Auburn, AL
	Clemson	11-10	W	Auburn, AL
	Clemson	7-13	L	Auburn, AL
	College of Charleston	7-6 [11]	L	Tallahassee, FL
2015	Mercer	1-0	W	Tallahassee, FL
	College of Charleston	3-2	L	Tallahassee, FL
	UCF	7-4	W	Tallahassee, FL
2017	Tennessee Tech	5-3	W	Tallahassee, FL
	Florida State	7-8 [10]	L	Tallahassee, FL
	Florida State	0-6	L	Tallahassee, FL
2018	Northeastern	13-4	W	Raleigh, NC
	Army	12-1	W	Raleigh, NC
	N. C. State	15-7	W	Raleigh, NC
2019	Coastal Carolina	16-7	W	Atlanta, GA
	Georgia Tech	6-5	W	Atlanta, GA
	Georgia Tech	4-1	W	Atlanta, GA

## REGIONAL RESULTS BY YEAR

Year	Regional	Result	W-L	Location
1963	District 3	Fourth	0-2	Gastonia, NC
1967	District 3	CHAMPIONS	3-1	Gastonia, NC
1976	South	CHAMPIONS	3-0	Tallahassee, FL
1978	South	Third	1-2	Auburn, AL
1987	South I	Third	2-2	Huntsville, AL
1989	Atlantic	Third	2-2	Tallahassee, FL
1993	Midwest	Fourth	1-2	Stillwater, OK
1994	East	CHAMPIONS	4-0	Clemson, SC
1995	Midwest II	Second	3-2	Oklahoma City, OK
1997	East	CHAMPIONS	4-1	Tallahassee, FL
1998	Atlantic II	Second	3-2	Tallahassee, FL
1999	Auburn	CHAMPIONS	3-1	Auburn, AL
2000	Atlanta	Third	1-2	Atlanta, GA
2001	Tallahassee	Second	2-2	Tallahassee, FL
2002	Tuscaloosa	Fourth	0-2	Tuscaloosa, AL
2003	Auburn	Second	2-2	Auburn, AL
2005	Tallahassee	Second	2-2	Tallahassee, FL
2010	Auburn	Second	3-2	Auburn, AL
2015	Tallahassee	Third	1-2	Tallahassee, FL
2017	Tallahassee	Second	2-2	Tallahassee, FL
2018	Raleigh	CHAMPIONS	3-0	Raleigh, NC
2019	Atlanta	CHAMPIONS	3-0	Atlanta, GA

## AUBURN VS. NCAA REGIONAL OPPONENTS

Opponent	W-L
Alabama	0-1
Arizona	1-0
Army	2-0
Central Florida	1-0
Clemson	5-5
Coastal Carolina	1-0
College of Charleston	0-2
Florida Atlantic	0-1
Florida State	4-10
Georgia Southern	1-0
Georgia Tech	2-0
Jacksonville	3-0
Jacksonville State	1-0
Liberty	1-0
Mercer	1-0
Memphis	1-1
Middle Tenn. State	2-0
Northeastern	1-0
North Carolina	0-1
North Carolina State	2-1
Notre Dame	1-0
Ohio State	1-2
Oklahoma	1-2
Oklahoma State	0-1
Old Dominion	1-0
Pennsylvania	1-0
Princeton	1-0
Rutgers	1-1
Seton Hall	1-1
South Alabama	1-0
South Florida	2-0
Southern Miss	1-0
Stetson	0-2
Tennessee Tech	1-0
Texas	1-0
Tulane	1-1
Virginia Tech	1-0
Winthrop	1-0
Western Carolina	1-0
West Virginia	1-1
<b>40 Opponents</b>	<b>48-33</b>

## SUPER REGIONAL RESULTS

Year	Opponent	Score	Result	Location
1999	Florida State	2-10	L	Tallahassee, FL
	Florida State	3-6	L	Tallahassee, FL
2018	Florida	2-8	L	Gainesville, FL
	Florida	3-2	W	Gainesville, FL
	Florida	2-3 [11]	L	Gainesville, FL
2019	North Carolina	11-7	W	Chapel Hill, NC
	North Carolina	0-2	L	Chapel Hill, NC
	North Carolina	14-7	W	Chapel Hill, NC



## NCAA REGIONALS/SUPER REGIONALS

**1963 DISTRICT 3 AT GASTONIA, NC****Florida State 4, Auburn 3**

Wake Forest 4, West Virginia 3

**West Virginia 2, Auburn 1 (Auburn eliminated)**

Florida State 12, Wake Forest 4

Wake Forest 12, West Virginia 8 (West Virginia eliminated)

Wake Forest 6, Florida State 5

Florida State 11, Wake Forest 5 (Wake Forest eliminated)

**1967 DISTRICT 3 AT GASTONIA, NC**

Florida State 5, Clemson 3

**Auburn 8, West Virginia 3 [12]**

Clemson 5, West Virginia 0 (West Virginia eliminated)

**Auburn 13, Florida State 3**

Clemson 6, Florida State 4 (Florida State eliminated)

**Clemson 3, Auburn 2****Auburn 6, Clemson 5 [13] (Clemson eliminated)****1976 SOUTH REGIONAL AT TALLAHASSEE, FL****Auburn 10, Middle Tennessee State 5**

Florida State 6, Jacksonville 1

Jacksonville 8, Middle Tennessee State 5 (MTSU eliminated)

**Auburn 2, Florida State 1**

Jacksonville 9, Florida State 7 (Florida State eliminated)

**Auburn 7, Jacksonville 5 (Jacksonville eliminated)****1978 SOUTH REGIONAL AT AUBURN, AL**

North Carolina 15, East Tennessee State 1

**Auburn 14, Memphis 10**

Memphis 5, East Tennessee State 0 (ETSU eliminated)

**North Carolina 3, Auburn 2****Memphis 6, Auburn 5 (Auburn eliminated)**

Memphis 8, North Carolina 6

North Carolina 11, Memphis 9 (Memphis eliminated)

**1987 SOUTH I REGIONAL AT HUNTSVILLE, AL****Seton Hall 15, Auburn 6**

Clemson 8, West Virginia 0

(1) Arkansas 10, Middle Tennessee State 7

**Auburn 5, Middle Tennessee State 3 (MTSU eliminated)**

Arkansas 7, West Virginia 2 (West Virginia eliminated)

Clemson 6, Seton Hall 3

**Auburn 22, Seton Hall 1 (Seton Hall eliminated)**

Arkansas 6, Clemson 5

**Clemson 6, Auburn 3 (Auburn eliminated)**

Arkansas 4, Clemson 2 (Clemson eliminated)

**1989 ATLANTIC REGIONAL AT TALLAHASSEE, FL****(4) Auburn 9, (3) South Florida 3**

(2) Clemson 6, (5) Stetson 2

(1) Florida State 13, (6) Rider 7

Stetson 13, Rider 6 (Rider eliminated)

Florida State 8, South Florida 1 (South Florida eliminated)

**Auburn 14, Clemson 7**

Clemson 13, Stetson 5 (Stetson eliminated)

**Florida State 7, Auburn 6****Clemson 11, Auburn 1 (Auburn eliminated)**

Florida State 8, Clemson 1 (Clemson eliminated)

**1993 MIDWEST REGIONAL IN STILLWATER, OK**

(1) North Carolina State 12, (6) Fordham 4

**(4) Auburn 9, (3) Arizona 1**

(2) Oklahoma State 9, (5) Connecticut 5

Fordham 5, Connecticut 0 (Connecticut eliminated)

Arizona 5, North Carolina State 2

**Oklahoma State 14, Auburn 10****North Carolina State 13, Auburn 2 (Auburn eliminated)**

Arizona 18, Fordham 7 (Fordham eliminated)

Oklahoma State 8, N.C. State 3 (N.C. State eliminated)

Arizona 4, Oklahoma State 0

Oklahoma State 11, Arizona 10 (Arizona eliminated)

**1994 EAST REGIONAL IN CLEMSON, SC**

(3) Old Dominion 9, (4) Notre Dame 5

**(2) Auburn 7, (5) Virginia Tech 0**

(1) Clemson 5, (6) The Citadel 1

The Citadel 4, Virginia Tech 3 (Virginia Tech eliminated)

Notre Dame 8, Clemson 1

**Auburn 11, Old Dominion 8 [10]**

Clemson 6, Old Dominion 1 (Old Dominion eliminated)

Notre Dame 5, The Citadel 1 (The Citadel eliminated)

**Auburn 11, Clemson 5 (Clemson eliminated)****Auburn 8, Notre Dame 0 (Notre Dame eliminated)****1995 MIDWEST II REGIONAL IN OKLAHOMA CITY, OK****(1) Auburn 2, (6) Pennsylvania 1**

(3) Texas 10, (4) Ohio State 5

(2) Oklahoma 9, (5) Indiana State 6

Indiana State 6, Pennsylvania 5 (Penn eliminated)

**Auburn 8, Ohio State 6 (Ohio State eliminated)**

Oklahoma 13, Texas 9

**Oklahoma 9, Auburn 8**

Texas 3, Indiana State 2 (Indiana State eliminated)

**Auburn 4, Texas 2 (Texas eliminated)****Oklahoma 3, Auburn 1 (Auburn eliminated)****1997 EAST REGIONAL AT TALLAHASSEE, FL**

(4) South Florida 5, (3) Central Florida 4

**(2) Auburn 11, (5) Western Carolina 3**

(1) Florida State 4, (6) Marist 2

Western Carolina 8, Marist 3 (Marist eliminated)

Florida State 16, Central Florida 2 (Central Florida eliminated)

**Auburn 9, South Florida 0****Auburn 8, Florida State 7**

South Florida 9, Western Carolina 4 (WCU eliminated)

Florida State 6, South Florida 5 (South Florida eliminated)

**Florida State 9, Auburn 7****Auburn 5, Florida State 2 (Florida State eliminated)****1998 ATLANTIC II REGIONAL AT TALLAHASSEE, FL**

(4) Oklahoma 6, (3) Delaware 3

**(5) Rutgers 17, (2) Auburn 15**

(1) Florida State 10, (6) Liberty 7

**Auburn 3, Liberty 2 (Liberty eliminated)**

Florida State 27, Delaware 6 (Delaware eliminated)

Oklahoma 9, Rutgers 7

Florida State 23, Oklahoma 2

**Auburn 7, Rutgers 4 (Rutgers eliminated)****Auburn 9, Oklahoma 9 (Oklahoma eliminated)****Florida State 16, Auburn 10 (Auburn eliminated)****1999 AUBURN REGIONAL AT AUBURN, AL**

(4) Winthrop 8, (1) Tulane 7

**(2) Auburn 9, (3) NC State 7**

Tulane 11, NC State 5 (NC State eliminated)

**Auburn 8, Winthrop 6**

Tulane 15, Winthrop 8 (Winthrop eliminated)

**Tulane 7, Auburn 5****Auburn 13, Tulane 9 (Tulane eliminated)****2000 ATLANTA REGIONAL AT ATLANTA, GA**

(1) Georgia Tech 11, (4) Georgia Southern 9

**(3) Stetson 9, (2) Auburn 5****Auburn 11, Georgia Southern 5 (Ga. Southern eliminated)**

Georgia Tech 24, Stetson 1

**Stetson 13, Auburn 10 (Auburn eliminated)**

Georgia Tech 16, Stetson 11 (Stetson eliminated)

**2001 TALLAHASSEE REGIONAL AT TALLAHASSEE, FL**

(1) Florida State 8, (4) Bethune-Cookman 1

**(2) Auburn 8, (3) Jacksonville 7 [10 innings]**

Jacksonville 3, Bethune-Cookman 0 (Bethune-Cookman eliminated)

**Florida State 10, Auburn 6****Auburn 3, Jacksonville 2 (Jacksonville eliminated)****Florida State 9, Auburn 6 (Auburn eliminated)**





## NCAA REGIONALS/SUPER REGIONALS

### 2002 TUSCALOOSA REGIONAL AT TUSCALOOSA, AL

(3) Florida Atlantic 16, (2) Auburn 11

(4) Southeast Missouri State 7, (1) Alabama 4

**Alabama 6, Auburn 3 (Auburn eliminated)**

Florida Atlantic 12, Southeast Missouri State 6

Alabama 7, Southeast Missouri State 4 (SEMO eliminated)

Alabama 7, Florida Atlantic 2

Florida Atlantic 6, Alabama 5 (Alabama eliminated)

### 2003 AUBURN REGIONAL AT AUBURN, AL

(3) Ohio State 10, (2) Clemson 8

**(1) Auburn 5, (4) Princeton 2**

Clemson 7, Princeton 6 (Princeton eliminated)

**Ohio State 6, Auburn 2**

**Auburn 15, Clemson 0 (Clemson eliminated)**

**Ohio State 9, Auburn 7 (Auburn eliminated)**

### 2005 TALLAHASSEE REGIONAL AT TALLAHASSEE, FL

**(2) Auburn 13, (3) South Alabama 5**

(1) Florida State 3, (4) Army 2

Army 8, South Alabama 5 (South Alabama eliminated)

**Florida State 4, Auburn 3**

**Auburn 12, Army 3 (Army eliminated)**

**Florida State 10, Auburn 4 (Auburn eliminated)**

### 2010 AUBURN REGIONAL AT AUBURN, AL

(2) Clemson 10, (3) Southern Miss 1

**(1) Auburn 9, (4) Jacksonville State 7**

Southern Miss 19, Jacksonville State 6 (Jacksonville State eliminated)

**Clemson 5, Auburn 2**

**Auburn 17, Southern Miss 8 (Southern Miss eliminated)**

**Auburn 11, Clemson 10**

**Clemson 13, Auburn 7 (Auburn eliminated)**

### 2015 TALLAHASSEE REGIONAL AT TALLAHASSEE, FL

**(2) College of Charleston 7, (3) Auburn 6 [11 inn.]**

(1) Florida State 5, (4) Mercer 4 [10 inn.]

**(3) Auburn 1, (4) Mercer 0 (Mercer eliminated)**

(1) Florida State 3, (2) College of Charleston 2

**(2) College of Charleston 3, (3) Auburn 2 (Auburn eliminated)**

(1) Florida State 8, (2) College of Charleston 1 (College of Charleston eliminated)

### 2017 TALLAHASSEE REGIONAL AT TALLAHASSEE, FL

(4) Tennessee Tech 3, (1) Florida State 1

**(3) Auburn 7, (2) UCF 4**

(1) Florida State 6, (2) UCF 1 (UCF eliminated)

**(3) Auburn 5, (4) Tennessee Tech 3**

(1) Florida State 5, (4) Tennessee Tech 3 (Tennessee Tech eliminated)

**(1) Florida State 8, (3) Auburn 7 [10 inn.]**

**(1) Florida State 6, (3) Auburn 0 (Auburn eliminated)**

### 2018 RALEIGH REGIONAL AT RALEIGH, NC

**(2) Auburn 13, (3) Northeastern 4**

(4) Army 5, (1) N.C. State 1

(1) N.C. State 9, (3) Northeastern 3 (Northeastern eliminated)

**(2) Auburn 12, (4) Army 1**

(1) N.C. State 11, (4) Army 1 (Army eliminated)

**(2) Auburn 15, (1) N.C. State 7 (N.C. State eliminated)**

### 2019 ATLANTA REGIONAL AT ATLANTA, GA

**(2) Auburn 16, (3) Coastal Carolina 7**

(1) Georgia Tech 13, (4) Florida A&M 2

(3) Coastal Carolina 9, (4) Florida A&M 4 (Florida A&M eliminated)

**(2) Auburn 6, (1) Georgia Tech 5**

(1) Georgia Tech 10, Coastal Carolina 8 (Coastal Carolina eliminated)

**(2) Auburn 4, Georgia Tech 1 (Georgia Tech eliminated)**

## AUBURN IN SUPER REGIONALS

### 1999 SUPER REGIONAL AT TALLAHASSEE, FL

(1) Florida State 10, (2) Auburn 2

Florida State 6, Auburn 3 (Auburn eliminated)

### 2018 SUPER REGIONAL AT GAINESVILLE, FL

(1) Florida 8, (2) Auburn 2

(2) Auburn 3, (1) Florida 2

(1) Florida 3, (2) Auburn 2 [11 inn.]

### 2019 SUPER REGIONAL AT CHAPEL HILL, NC

(2) Auburn 11, (1) North Carolina 7

(1) North Carolina 2, (2) Auburn 0

(2) Auburn 14, (1) North Carolina 7

## AUBURN SUPER REGIONAL RECORDS

### BATTING

#### AT BATS

Game: 6, Rankin Woley vs. North Carolina (6/10/19)

Series: 14, four times, last by three players vs. North Carolina (2019) [3 games]

#### RUNS

Game: 3, Ryan Bliss vs. North Carolina (6/10/19)

Series: 5, Ryan Bliss vs. North Carolina (2019) [3 games]

#### HITS

Game: 3, three times, last by three players vs. North Carolina in 2019

Series: 6, Conor Davis vs. North Carolina (2019) [3 games]

#### RBI

Game: 3, five times, last by Judd Ward & Edouard Julien vs. North Carolina (6/10/19)

Series: 6, Edouard Julien vs. North Carolina (2019) [3 games]

#### HOME RUNS

Game: 1, five times, last by Judd Ward vs. North Carolina (6/10/19)

Series: 1, five times, last by three players vs. North Carolina (2019) [3 games]

#### STOLEN BASES

Game: 2, Mailon Kent vs. Florida St. (6/4/99)

#### BATTING AVERAGE

Series [min. 7 AB]: .500, Conor Davis vs. North Carolina (2019) [6-for-12 in 3 games]

### PITCHING

#### INNINGS PITCHED

Game: 8.1, Brent Schoening vs. Florida St. (6/5/99)

Series: 8.1, Brent Schoening vs. (1999)

#### STRIKEOUTS

Game: 11, Brent Schoening vs. Florida St. (6/5/99)

Series: 11, Brent Schoening vs. (1999)

#### BASE ON BALLS

Game: 6, Bailey Horn vs. North Carolina (6/9/19)

Series: 6, Bailey Horn vs. North Carolina (2019) [3 games]



## NCAA REGIONALS/SUPER REGIONALS

## BATTING

## GAMES PLAYED

Series: 5, by 32 players (1995, 1997, 1998, 2010)  
 Career: 16, Todd Faulkner (1998-2001)  
 16, Mailon Kent (1998-2001)

## AT BATS

Game: 6, by 34 players  
 Series: 25, Rob Macrory (1997) [5 games]  
 Career: 65, Todd Faulkner (1998-2001) [16 gms]

## RUNS SCORED

Game: 4, Steven Williams vs. Northeastern (6/1/18)  
 4, Gabe Gross vs. Jacksonville (5/25/01)  
 4, Jonathan Schuerholz vs. Georgia Southern (5/27/00)  
 4, Todd Faulkner vs. Rutgers (5/21/98)  
 4, Chad Wandall vs. Oklahoma (5/23/98)  
 Series: 11, Adam Sullivan (1997) [5 games]  
 Career: 19, Todd Faulkner (1998-2000) [16 gms]

## HITS

Game: 5, Javon Moran vs. Fla. Atlantic (5/31/02)  
 5, Adam Sullivan vs. W. Car. (5/22/97)  
 5, Mark Bellhorn vs. ODU (5/27/94)  
 5, Cliff Shanks vs. Okla. St. (5/29/93)  
 Series: 14, Adam Sullivan (1997) [5 games]  
 Career: 30, Todd Faulkner (1998-2001) [16 gms]

## RUNS BATTED IN

Game: 5, Steven Williams vs. Coastal Carolina (5/31/19)  
 5, Josh Anthony vs. N.C. State (6/3/18)  
 5, Trent Mummey vs. Southern Miss (6/6/2010)  
 5, Sean Gamble vs. Fla. Atlantic (5/31/02)  
 5, Frank Thomas vs. Seton Hall (5/23/87)  
 5, Scotty Long vs. Clemson (1967)  
 5, Scotty Long vs. Florida State (1967)  
 Series: 11, Mike Killimett (1994)  
 11, Scotty Long (1967)  
 Career: 22, Todd Faulkner (1998-2000) [16 gms]

## SINGLES

Game: 5, Adam Sullivan vs. W. Car. (5/22/97)  
 Series: 12, Adam Sullivan (1997) [5 games]  
 Career: 17, Jay Waggoner (1993-95) [12 gms]

## DOUBLES

Game: 2, 17 times, most recently by Josh Anthony vs. N.C. State (6/1/18)  
 Series: 5, Trent Mummey (2010) [5 games]  
 5, Mark Bellhorn (1994) [4 games]  
 Career: 7, Mailon Kent (1998-01) [16 games]

## TRIPLES

Game: 1, 13 times, most recently by Steven Williams vs. Army (6/2/18)  
 Series: 2, Javon Moran (2003) [4 games]  
 Career: 2, Javon Moran (2001-03) [10 games]  
 2, Mark Bellhorn (1993-95) [12 games]

## HOME RUNS

Game: 2, Todd Faulkner vs. Rutgers (5/21/98)  
 2, Josh Etheredge vs. Rutgers (5/23/98)  
 2, Scotty Long vs. Florida St. (1967)  
 2, Scotty Long vs. Clemson (1967)  
 Series: 4, Scotty Long (1967) [4 games]  
 4, Todd Faulkner (1998) [5 games]  
 Career: 5, Todd Faulkner (1998-01) [16 games]

## STOLEN BASES

Game: 2, Javon Moran vs. Clemson (5/31/03)  
 2, Pat Keedy vs. Memphis (5/20/78)  
 2, Dom Fucci vs. Memphis (5/20/78)  
 Series: 3, Javon Moran (2003) [4 games]  
 Career: 4, Javon Moran (2001-03) [10 games]

## BASES ON BALLS

Game: 3, Will Holland vs. Coastal Carolina (5/31/19)  
 3, Justin Bryant vs. Clemson (6/6/10)  
 3, Mitch Duke vs. Okla. State (5/29/93)  
 Series: 5, Mitch Duke (1993) [3 games]  
 5, Dominic Rich (1998) [5 games]

## STRIKEOUTS

Game: 4, Kevin Chabot vs. Okla. (5/28/95)  
 Series: 12, Kevin Chabot (1995) [5 games]  
 Career: 15, Kevin Chabot (1993-95) [9 games]

## BATTING AVERAGE

Series [min. 15 AB]: .667, Mark Bellhorn (1994)  
 [12-for-18 in 4 games]  
 Career [min. 25 AB]: .538, Steven Williams  
 (2018-19) [14-for-26 in 6 games]

## HITTING STREAK

Career: 15, Mailon Kent (1998-01)  
 12, Todd Faulkner (1999-01)  
 11, Gabe Gross (1999-01)

## PITCHING

## GAMES PITCHED

Series: 4, Finley Woodward (1995)  
 Career: 7, Colter Bean (1996-2000)

## GAMES STARTED

Series: 2, Tim Hudson (1997)  
 2, Ryan Halla (1995)  
 2, John Powell (1994)  
 2, Stacy Jones (1987)  
 2, Mark Chapman (1987)  
 2, Q.V. Lowe (1967)  
 2, Hayden Gliemmo (1998)  
 Career: 4, Chris Bootcheck (1998-00)

## GAMES RELIEVED

Series: 4, Finley Woodward (1995)  
 Career: 7, Colter Bean (1996-00)

## WINS

Series: 2, Tim Hudson (1997)  
 2, John Powell (1994)  
 2, Q.V. Lowe (1967)  
 Career: 3, John Powell (1993-94)

## LOSSES

Series: 2, Scott Roney (1978)  
 2, Kevin Knorst (1998)  
 Career: 2, Chris Bootcheck (1998-00)  
 2, Ryan Halla (1993-95)  
 2, Kevin Knorst (1998-00)  
 2, Scott Roney (1978)

## SAVES

Series: 2, Colter Bean (1998)  
 2, Patrick Dunham (1997)  
 2, Finley Woodward (1995)  
 2, Joe Beckwith (1976)  
 Career: 2, Colter Bean (1998)  
 2, Patrick Dunham (1997)  
 2, Finley Woodward (1995)  
 2, Joe Beckwith (1976)

## INNINGS PITCHED

Game: 13.0, Q.V. Lowe vs. Clemson (1967)  
 Series: 25.0, Q.V. Lowe (1967) [2 games]  
 Career: 27.1, Levale Speigner (2000-03) [6 games]

## STRIKEOUTS

Game: 14, John Powell vs. Arizona (5/28/93) [9 IP]  
 14, Q.V. Lowe vs. Clemson (1967) [13 IP]  
 Series: 26, Q.V. Lowe (1967) [2 games]  
 22, John Powell (1994) [2 games]  
 Career: 36, John Powell (1993-94) [3 games]

## BASES ON BALLS

Game: 6, Josh Sullivan vs. Florida State (6/4/05)  
 6, Ryan Halla vs. Okla. State (5/29/93)  
 Series: 6, Josh Sullivan (2005) [1 game]  
 6, Ryan Halla (1993) [1 game]  
 6, Tim Hudson (1997) [2 games]  
 Career: 13, Ryan Halla (1993-95) [6 gms/23.1 IP]







# SEC TOURNAMENT

## SEC TOURNAMENT RESULTS

Year	Opponent	Score	Result	Location
1978	Georgia	8-7 [12]	W	Gainesville, Fla.
	Mississippi State	10-7	W	Gainesville, Fla.
	Mississippi State	2-3	L	Gainesville, Fla.
1980	Mississippi State	8-5	W	Gainesville, Fla.
	Vanderbilt	3-2	W	Gainesville, Fla.
	Ole Miss	7-4	W	Gainesville, Fla.
	Vanderbilt	3-16	L	Gainesville, Fla.
1986	Vanderbilt	0-13	L	Gainesville, Fla.
	Alabama	7-8 [11]	L	Baton Rouge, La.
1987	Georgia	7-11	L	Baton Rouge, La.
	LSU	9-8	W	Athens, Ga.
1988	Kentucky	5-4 [10]	W	Athens, Ga.
	Mississippi State	3-4	L	Athens, Ga.
	LSU	2-4	L	Athens, Ga.
1989	Mississippi State	7-10	L	Starkville, Miss.
	Florida	3-4	L	Starkville, Miss.
1990	Mississippi State	5-3	W	Gainesville, Fla.
	Georgia	8-9	L	Gainesville, Fla.
	LSU	8-5	W	Gainesville, Fla.
	Florida	4-2 [10]	W	Gainesville, Fla.
1991	Georgia	2-1	W	Gainesville, Fla.
	Mississippi State	2-16	L	Hoover, Ala.
	Vanderbilt	3-4	L	Hoover, Ala.
1992	Florida	7-8	L	Baton Rouge, La.
	Kentucky	8-5	W	Baton Rouge, La.
	Miss. State	0-1 [7]	L	Baton Rouge, La.
1993	Florida	0-2	L	New Orleans, La.
	Mississippi State	1-4	L	New Orleans, La.
	Alabama	13-4	W	Baton Rouge, La.
	Arkansas	3-1	W	Baton Rouge, La.
1994	LSU	5-16	L	Baton Rouge, La.
	Mississippi State	10-13 [10]	L	Baton Rouge, La.
	Arkansas	3-1 [17]	W	Oxford, Miss.
	Mississippi State	2-1	W	Oxford, Miss.
1995	LSU	2-3	L	Oxford, Miss.
	Mississippi State	9-5	W	Oxford, Miss.
	LSU	4-5	L	Oxford, Miss.
	Mississippi State	0-1	L	Starkville, Miss.
1997	Ole Miss	10-3	W	Starkville, Miss.
	LSU	5-7	L	Starkville, Miss.
	Arkansas	7-3	W	Columbus, Ga.
1998	LSU	2-5	L	Columbus, Ga.
	Mississippi State	5-4	W	Columbus, Ga.
	Florida	5-17	L	Columbus, Ga.
	Alabama	11-8	W	Hoover, Ala.
1999	Florida	6-4	W	Hoover, Ala.
	Alabama	3-4	L	Hoover, Ala.
	Alabama	9-1	W	Hoover, Ala.
	Arkansas	7-5	W	Hoover, Ala.
	LSU	6-2	W	Hoover, Ala.
2000	Arkansas	3-2	W	Hoover, Ala.
	Arkansas	5-9	L	Hoover, Ala.
	Arkansas	6-9	L	Hoover, Ala.
2001	Florida	2-7	L	Hoover, Ala.
	South Carolina	4-11	L	Hoover, Ala.
2002	Georgia	4-8	L	Hoover, Ala.
	South Carolina	4-5	L	Hoover, Ala.
2003	LSU	1-2	L	Hoover, Ala.
	Arkansas	5-8	L	Hoover, Ala.
	Vanderbilt	3-1	W	Hoover, Ala.
	Alabama	5-7	L	Hoover, Ala.
2010	South Carolina	5-1	W	Hoover, Ala.
	Alabama	3-13 [7]	L	Hoover, Ala.
	Alabama	1-7	L	Hoover, Ala.
	South Carolina	3-1 [12]	W	Hoover, Ala.
2011	Ole Miss	7-10 [10]	L	Hoover, Ala.
	South Carolina	3-7	L	Hoover, Ala.
2012	Georgia	2-3	L	Hoover, Ala.
	Florida	1-6	L	Hoover, Ala.
2013	Georgia	3-2	W	Hoover, Ala.
	South Carolina	3-5	L	Hoover, Ala.
2015	Alabama	3-6	L	Hoover, Ala.
	Kentucky	6-3	W	Hoover, Ala.
2017	LSU	9-8	L	Hoover, Ala.
	Florida	11-2	L	Hoover, Ala.
	Ole Miss	5-4	W	Hoover, Ala.
2018	Florida	4-5	L	Hoover, Ala.
	Arkansas	0-12 [7]	L	Hoover, Ala.

2018	Kentucky	4-3 [11]	W	Hoover, Ala.
	Ole Miss	9-3	W	Hoover, Ala.
	Texas A&M	2-4	L	Hoover, Ala.
2019	Ole Miss	0-7	L	Hoover, Ala.
	Tennessee	5-3	W	Hoover, Ala.
	Vanderbilt	1-11 [8]	L	Hoover, Ala.
2019	LSU	3-4	L	Hoover, Ala.

## SEC TOURNAMENT RESULTS BY YEAR

Year	Result	W-L	Location
1978	CHAMPIONS	3-1	Gainesville, Fla.
1980	Second	2-2	Gainesville, Fla.
1986	Fourth	0-2	Baton Rouge, La.
1987	Third	2-2	Athens, Ga.
1988	Sixth	0-2	Starkville, Miss.
1989	CHAMPIONS	4-1	Gainesville, Fla.
1990	Tied Fifth	0-2	Hoover, Ala.
1991	Fourth	1-2	Baton Rouge, La.
1992	Tied Seventh	0-2	New Orleans, La.
1993	Third	2-2	Baton Rouge, La. (West)
1994	Second	3-2	Oxford, Miss. (West)
1995	Tied Fourth	1-2	Starkville, Miss. (West)
1997	Fourth	2-2	Columbus, Ga.
1998	CHAMPIONS	4-1	Hoover, Ala.
1999	Third	2-2	Hoover, Ala.
2000	Tied Seventh	0-2	Hoover, Ala.
2001	Tied Seventh	0-2	Hoover, Ala.
2002	Tied Seventh	0-2	Hoover, Ala.
2003	Tied Third	2-2	Hoover, Ala.
2010	Tied Fifth	1-2	Hoover, Ala.
2011	Tied Seventh	0-2	Hoover, Ala.
2012	Tied Seventh	1-2	Hoover, Ala.
2013	Tied Ninth	0-1	Hoover, Ala.
2015	Tied Eighth	1-2	Hoover, Ala.
2017	Tied Seventh	1-2	Hoover, Ala.
2018	Tied Fifth	2-2	Hoover, Ala.
2019	Tied Seventh	1-2	Hoover, Ala.

## SEC TOURNAMENT RESULTS BY LOCATION

Location	Years	Record	Titles
Athens, Ga.	1	2-2	0
Baton Rouge, La.	3	3-6	0
Columbus, Ga.	1	2-2	0
Gainesville, Fla.	3	9-4	2
Hoover, Ala.	15	15-28	1
New Orleans, La.	1	0-2	0
Oxford, Miss.	1	3-2	0
Starkville, Miss.	2	1-4	0
	<b>27</b>	<b>35-50</b>	<b>3</b>

## SEC TOURNAMENT RESULTS BY OPPONENT

Opponent	W-L
Alabama	3-6
Arkansas	5-4
Florida	2-8
Georgia	3-4
Kentucky	4-0
LSU	3-9
Ole Miss	4-2
Mississippi State	6-8
South Carolina	2-4
Tennessee	1-0
Texas A&M	0-1
Vanderbilt	2-4
<b>27 Tournaments</b>	<b>35-50</b>



## SEC TOURNAMENT

## AUBURN IN SEC CHAMPIONSHIP SERIES

<b>1948</b>		
Mississippi State.....	2-6	L
Mississippi State.....	5-8	L
Mississippi State.....	3-4	L

<b>1958</b>		
at Alabama.....	3-2	W
at Alabama.....	5-4	W
***** CHAMPIONS *****		

<b>1961</b>		
LSU.....	3-4	L
at LSU.....	5-6	L

<b>1963</b>		
at Ole Miss.....	6-7	L
OLE MISS.....	7-4	W
OLE MISS.....	6-2	W
***** CHAMPIONS *****		

<b>1964</b>		
OLE MISS.....	10-9	W
at Ole Miss.....	0-7	L
at Ole Miss.....	0-5	L

<b>1965</b>		
at Miss. State.....	1-10	L
MISS. STATE.....	3-2	W
MISS. STATE.....	1-2	L

<b>1967</b>		
at Ole Miss.....	2-1	W
OLE MISS.....	9-6	W
***** CHAMPIONS *****		

<b>1976</b>		
at Kentucky.....	6-7	L
KENTUCKY.....	6-0	W
KENTUCKY.....	14-6	W
***** CHAMPIONS *****		

*Note: Auburn represented the SEC's Eastern Division in all of its championship series appearances except for 1976, when the Tigers were a member of the SEC West.*

## AUBURN SEC TOURNAMENT RECORDS

## BATTING

## GAMES PLAYED

Series:	5, by 27 players
Career:	14, Jay Waggoner (1992-95)
	14, Mike Killimett (1991-94)
	14, Brandon Moore (1991-94)

## AT BATS

Game:	8, Mike Killimett vs. Arkansas (5/19/94)
	8, Russell Whittenburg vs. Ark. (5/19/94)
Series:	24, Chris Hart (1989) [5 games]
Career:	59, Jay Waggoner (1992-95) [14 gms]
	59, Brandon Moore (1991-94) [14 gms]

## RUNS

Game:	3, Tony Caldwell vs. Ole Miss (5/28/10)
	3, Heath Kelly vs. Arkansas (5/17/98)
	3, Andrew Albrecht vs. Ky. (5/17/91)
	3, Frank Thomas vs. Miss. St. (5/12/88)
	3, Dom Fucci vs. Miss. St. (5/15/78)
Series:	7, Heath Kelly (1998) [5 games]
Career:	11, Andrew Albrecht (1988-91) [12 gms]

## HITS

Game:	4, Sean Gamble vs. Arkansas (5/23/02)
	4, Chad Wandall vs. Alabama (5/13/98)
	4, Shawn McNally vs. Ark. (5/19/94)
	4, Brandon Moore vs. Florida (5/13/92)
	4, Trey Gainous vs. Kentucky (5/15/87)
Series:	11, Scott Pratt (1998) [5 games]
Career:	19, Brandon Moore (1991-94) [14 gms]

## RBI

Game:	5, Mark Bellhorn vs. LSU (5/20/95)
Series:	8, Mitch Duke (1993) [4 games]
Career:	13, Mark Bellhorn (1993-95) [12 gms]

## DOUBLES

Game:	2, Heath Kelly vs. Alabama (5/16/98)
	2, Mailon Kent vs. Alabama (5/16/98)
	2, Brian Alyea vs. Miss. State (5/23/93)
	2, Tony Haney vs. LSU (5/14/87)
	2, Steve Renfroe vs. Vandy (5/13/80)
	2, J.B. Brown vs. Miss. State (5/13/78)
Series:	4, Heath Kelly (1998) [5 games]
Career:	6, Mailon Kent (1998-01) [12 games]

## TRIPLES

Game:	1, Chris Christopher vs. Miss. St. (5/23/93)
	1, Jackson BURGREN vs. Kentucky (5/20/15)
	1, Anfernee Grier vs. Florida (5/21/15)
	1, Jonah Todd vs. Ole Miss (5/23/17)
Series:	1, four times (most recently Todd in 2017, 3 gms)
Career:	1, Chris Christopher (1991-93); Anfernee Grier (2014-16); Jackson BURGREN (2013-15); Jonah Todd (2017)

## HOME RUNS

Game:	2, Frank Thomas vs. Georgia (5/12/89)
	2, Mark Bellhorn vs. LSU (5/20/95)
Series:	2, Todd Faulkner (1998) [5 games]
	2, Mark Bellhorn (1995) [3 games]
	2, Mark Bellhorn (1994) [5 games]
	2, Brandon Moore (1993) [4 games]
	2, Chris Hart (1989) [5 games]
	2, Frank Thomas (1989) [5 games]
	2, Dom Fucci (1978) [4 games]
Career:	4, Frank Thomas (1987-89) [11 games]
	4, Mark Bellhorn (1993-95) [12 games]

## STOLEN BASES

Game:	2, Jay Estes vs. Texas A&M (5/24/18)
	2, Jay Gonzalez vs. Georgia (5/23/12)
	2, Scott Pratt vs. Alabama (5/16/98)
	2, Shawn McNally vs. Ark. (5/19/94)
Series:	3, Jay Estes (2018) [4 games]
	3, Melvin Gray (2015) [3 games]

## BASES ON BALLS

Game:	3, eight times, most recently by Ryan Bliss vs. Tennessee (5/21/19)
Series:	9, Alan Mock (1980) [4 games]
Career:	13, Mark Bellhorn (1993-95) [12 gms]

## STRIKEOUTS

Game:	5, Russell Whittenburg vs. Ark. (5/19/94)
Series:	8, Josh Etheredge (1997) [4 games]
Career:	13, Josh Etheredge (1997-98) [9 games]

## BATTING AVERAGE

Series [min. 15 AB]:	.563, Brian Alyea (1993) [9-for-16 in 4 games]
Career [min. 25 AB]:	.481, Trey Gainous (1986-87) [13-for-27 in 6 games]

## PITCHING

## GAMES PITCHED

Series:	4, Scott Roney (1978)
Career:	7, Scott Renner (1987-91)

## GAMES STARTED

Series:	2, John Powell (1993)
	2, John Powell (1991)
	2, Phil Deriso (1980)
Career:	6, John Powell (1991-94)

## GAMES RELIEVED

Series:	4, Reid Roney (1978)
Career:	6, Jon Hebel (1990-93)

## WINS

Series:	2, Kevin Knorst (1998)
	2, Tommy Youngblood (1989)
	2, Gregg Olson (1987)
Career:	2, Colter Bean (1996-00)
	2, Kevin Knorst (1997-98)
	2, Ryan Halla (1993-95)
	2, Mike Ferry (1989-90)
	2, Tommy Youngblood (1987-89)
	2, Gregg Olson (1986-88)
	2, Mark Shiflett (1978-80)

## LOSSES

Series:	1, 50 times
Career:	2, eight times

## INNINGS PITCHED

Game:	9.0, Chris Morrison vs. Miss. (5/19/95)
	9.0, Kevin Humphreys vs. MSU (5/20/94)
	9.0, John Powell vs. Arkansas (5/19/94)
Series:	11.0, Tommy Youngblood (1989)
Career:	33.1, John Powell (1991-94)

## STRIKEOUTS

Game:	13, John Powell vs. Ark. (5/19/94) [9 IP]
Series:	14, John Powell (1991) [8.0 IP, 2 games]
Career:	47, John Powell (1991-94) [33.1 IP]

## BASES ON BALLS

Game:	5, six tied with
Series:	8, Phil Deriso (1980) [9.0 IP, 2 games]
Career:	15, Jon Hebel (1990-93) [13.0 IP]







# HONORS AND AWARDS

## ROTARY SMITH AWARD

1997 Tim Hudson, RHP-OF

## ROTARY SMITH AWARD FINALIST

1997 Tim Hudson, RHP-OF  
2000 Todd Faulkner, 1B

## ALL-AMERICANS (27)

1958 Pat Duke, C (ABCA)  
1962 Larry Nichols, CF (ABCA)  
1964 Jimmy Barfield, 3B (ABCA)  
1967 Q.V. Lowe, P (ABCA)  
1978 Dom Fucci, 1B (ABCA)  
1987 Gregg Olson, P (BA)  
1988 Gregg Olson, P (ABCA, BA)  
1989 Frank Thomas, 1B (Consensus)  
1993 John Powell, P (ABCA, BA, CB)  
1994 Jay Waggoner, 1B (NCBWA)  
1995 Mark Bellhorn, SS (BA)  
Ryan Halla, P (BA, CB)  
Finley Woodward (CB)  
1997 Tim Hudson, UT (BA, CB)  
1999 Casey Dunn, C (BA, CB)  
Brent Schoening, P (BA, CB)  
Chris Bootcheck, P (CB)  
2000 Todd Faulkner, 1B (BA, CB)  
Gabe Gross, OF (BA, CB)  
Steven Register, P (CB)  
2003 John Madden, RP (CB)  
2010 Hunter Morris, 1B (BA, NCBWA, CB)  
Brian Fletcher, OF (NCBWA)  
2016 Anfernee Grier, OF (BA, NCBWA, D1, PG)  
2017 Casey Mize, P (ABCA, BA, PG)  
2018 Casey Mize, P (Consensus)  
2019 Tanner Burns, P (PG)

## FRESHMEN ALL-AMERICANS (19)

1998 Todd Faulkner (CB)  
Hayden Gliemmo (CB, BA, SN)  
1999 Gabe Gross (CB, BA)  
2000 Bobby Huddleston (BA)  
Jonathan Schuerholz (CB-HM)  
2001 Javon Moran (CB)  
2002 Tug Hulett (CB-HM)  
Chuck Jeroloman (CB-HM)  
2006 Mike Bianucci (CB, BA)  
Luke Greinke (CB)  
2008 Grant Dayton (CB)  
Brian Fletcher (CB, BA, NCBWA)  
Hunter Morris (CB, BA, NCBWA)  
2009 Casey McElroy (CB)  
2014 Keegan Thompson (CB, BA, PG)  
2018 Tanner Burns (BA, CB, D1, PG)  
Cody Greenhill (CB, D1, NCBWA, PG)  
Edouard Julien (BA, CB, D1, NCBWA, PG)  
Steven Williams (CB, D1, PG)

## ACADEMIC ALL-AMERICANS (10)

1972 Joe Haefner (1st Team)  
1981 Robert Sorrell (2nd Team)  
1982 Robert Sorrell (1st Team)  
1987 David (Rock) Wilson (3rd Team)  
1991 Jeff Letherman (1st Team)  
1997 Adam Sullivan (2nd Team)  
1999 Casey Dunn (1st Team)  
2001 Gabe Gross (2nd Team)  
2008 Ben Jones (2nd Team)  
2015 Cole Lipscomb (2nd Team)  
2017 Cole Lipscomb (1st Team)

## USA NATIONAL TEAM (10)

1987 Gregg Olson, P  
1993 Mark Bellhorn, SS  
1993 John Powell, P  
1994 Mark Bellhorn, SS  
2003 Steven Register, P  
2006 Tom Slater, Assistant Coach  
2008 Hunter Morris, IF  
2015 Anfernee Grier, OF  
2017 Casey Mize, P  
2018 Tanner Burns, P

## NATIONAL FRESHMAN OF THE YEAR

1998 Hayden Gliemmo, UT (BA)

## ABCA SOUTH REGION COACH OF THE YEAR

1994 Hal Baird

## ABCA ALL-SOUTH REGION

1977 Joe Beckwith, P  
1978 Dom Fucci, 1B  
1982 Doug Gilcrease, SS (2nd)  
1985 Paul Foster, OF  
Bo Jackson, DH  
1986 Paul Foster, OF  
1987 Gregg Olson, P (2nd)  
1988 Gregg Olson, P  
1989 Clark Preble, OF  
Frank Thomas, 1B  
1990 Tim Edge, C (2nd)  
1993 John Powell, P  
Cliff Shanks, DH (2nd)  
1994 Brandon Moore, SS (2nd)  
Jay Waggoner, 1B (2nd)  
1995 Mark Bellhorn, SS  
Ryan Halla, P  
Shawn McNally, OF  
Finley Woodward, RP  
Chris Morrison, P (2nd)  
1997 Tim Hudson, P  
Tim Hudson, OF  
Casey Dunn, C (2nd)  
2000 Todd Faulkner, 1B  
Gabe Gross, OF  
Chris Bootcheck, P (2nd)  
2002 Bobby Huddleston, C  
2003 Steven Register, P  
Tug Hulett, 2B (2nd)  
John Madden, RP  
2005 Mike Bianucci, DH  
2006 Mike Bianucci, OF (2nd)  
2007 Brian Fletcher, OF  
2010 Hunter Morris, 1B  
Trent Mummey, OF (2nd)  
2016 Anfernee Grier, OF (2nd)  
2017 Casey Mize, P (1st)  
Jonah Todd, OF (2nd)  
2018 Casey Mize, P (1st)  
Will Holland, SS (1st)  
Edouard Julien, DH (2nd)

## NCBWA DISTRICT III PLAYER OF THE YEAR

2000 Todd Faulkner, 1B  
2018 Casey Mize, P

## NATIONAL PLAYER OF THE WEEK

2000 Gabe Gross, OF (CB, 2/14)  
2001 Gabe Gross, OF (NCBWA, 4/15)  
2002 Eric Brandon, RHP (NCBWA, 3/4)  
Eric Brandon, RHP (CB, 3/4)  
Colby Paxton, RHP (CB, 3/18)  
2007 Josh Donaldson, C (CB, 2/12)  
2010 Brian Fletcher, OF (NCBWA, 3/1)  
Hunter Morris, 1B (NCBWA, 3/22)  
2018 Casey Mize, RHP (NCBWA, PG, CB 3/13)  
Casey Mize, RHP (PG, CB, 5/8)  
Will Holland, SS (NCBWA, CB, 5/23)  
2019 Tanner Burns, RHP (NCBWA, PG, 3/5)  
Steven Williams, OF (PG, 6/4)

## SEC PLAYER OF THE YEAR

1997 Tim Hudson, RHP-OF  
2010 Hunter Morris, 1B

## SEC COACH OF THE YEAR

1937 Dell Morgan  
1958 Joe Connally  
1963 Paul Nix  
1967 Paul Nix  
1976 Paul Nix  
1978 Paul Nix

## ALL-SEC

1951 Bill Letchworth, P  
1952 Inman Veal, UT  
1954 Jim Pyburn, 3B  
Doug Dickey, CF  
Paul Susce, P  
1955 Doug Dickey, RF  
1956 Alton Shell, RF  
1957 Rex Frederick, RF

1958 L.F. Lanier, RF  
Pat Duke, C  
Red Roberts, P

1960 Jim Douglas, 2B  
Alan Koch, P

1961 Jim Douglas, 2B  
Larry Nichols, OF

1962 Larry Nichols, OF  
1963 Jim Bachus, OF  
Vic Svetloy, C  
Joe Overton, P

1964 Jimmy Martin, 2B  
Jim Barfield, 3B

Otis Bibb, UT  
Harry Doles, C  
Jimmy Crysel, P

1965 Pete McKenzie, 2B  
Dink Haire, OF  
Harry Doles, C

1966 Monte Sharpe, P  
Scotty Long, SS  
Frank Fryer, OF

1967 Q.V. Lowe, P  
Greg Golden, 3B  
Rick Countryman, OF

1968 Q.V. Lowe, P  
Frank Baldasare, 1B  
George Simmons, OF

1969 John Shafer, SS  
1970 Andy Merchant, C  
1971 Joe Martin, OF

1972 Andy Merchant, C  
Joe Haefner, OF  
Andy Merchant, C

1974 Vick Sharek, 3B  
Davis May, P

1976 Richie Howard, 3B  
Curt Cope, OF  
Tommy Morton, C

Joe Beckwith, P  
Robert Hudson, P  
1977 Joe Beckwith, P

1978 Dom Fucci, 1B  
J.B. Brown, 2B

1982 Doug Gilcrease, SS  
1985 Paul Foster, OF  
1986 Paul Foster, OF

1987 Frank Thomas, 1B  
Gregg Olson, P  
Rock Wilson, OF  
Kevin Henry, 3B (2nd)

1988 Frank Thomas, 1B  
Clark Preble, OF  
Gregg Olson, P

1989 Kevin Henry, 3B (2nd)  
Frank Thomas, 1B  
Tommy Youngblood, P

1990 Tim Edge, C  
1991 John Powell, P  
1992 John Powell, P (2nd)  
1993 Mitch Duke, C

John Powell, P  
Cliff Shanks, DH (2nd)

1994 Jay Waggoner, 1B  
Kevin Chabot, DH (2nd)  
Mike Killmet, OF (2nd)

Brandon Moore, SS (2nd)  
John Powell, P (2nd)

1995 Mark Bellhorn, SS  
Chris Morrison, P  
Kevin Chabot, OF (2nd)



## HONORS AND AWARDS

- Ryan Halla, P (2nd)  
Jay Waggoner, 1B (2nd)  
**1996** Josh Etheredge, 1B (2nd)  
**1997** Casey Dunn, C  
Tim Hudson, P  
Tim Hudson, OF  
Adam Sullivan, OF (2nd)  
**1998** Todd Faulkner, DH  
Josh Etheredge, OF (2nd)  
Scott Pratt, SS (2nd)  
**1999** Casey Dunn, C  
Brent Schoening, P  
Mailon Kent, OF (2nd)  
**2000** Chris Bootcheck, P  
Todd Faulkner, 1B  
Gabe Gross, OF  
Colter Bean, P (2nd)  
Mailon Kent, OF (2nd)  
**2001** Gabe Gross, OF  
Mailon Kent, OF (2nd)  
**2002** Bobby Huddleston, DH (2nd)  
Trent Pratt, C (2nd)  
**2003** Steven Register, P  
Tug Hulett, 2B  
Karl Amonite, 1B (2nd)  
Bobby Huddleston, DH (2nd)  
Javon Moran, OF (2nd)  
Steven Register, P (2nd)  
**2004** Josh Bell, C  
John Madden, RP  
Clete Thomas, OF (2nd)  
**2006** Mike Bianucci, DH (1st & FR)  
Luke Greinke, OF (FR)  
**2007** Mike Bianucci, OF (2nd)  
Robert Brooks, 2B (FR)  
**2008** David Cunningham, 3B (FR)  
Grant Dayton, SP (FR)  
Brian Fletcher, OF (FR)  
Hunter Morris, 1B (2nd & FR)  
**2010** Grant Dayton, SP (2nd)  
Brian Fletcher, OF  
Ryan Jenkins, C (2nd)  
Hunter Morris, 1B  
Trent Mummey, OF  
Kevin Patterson, DH  
**2011** Casey McElroy, SS  
Tony Caldwell, C (2nd)  
**2012** Ryan Tella, OF (2nd)  
**2013** Garrett Cooper, 1B (2nd)  
**2014** Keegan Thompson, SP (FR)  
**2015** Cole Lipscomb, SP (2nd)  
**2016** Anfernee Grier, OF (2nd)  
**2017** Jonah Todd, OF (2nd)  
**2018** Casey Mize, SP  
Will Holland, SS (2nd)  
Tanner Burns, SP (FR)  
Cody Greenhill, RP (FR)  
Edouard Julien, DH (FR)  
Steven Williams, OF (FR)  
Luke Jarvis, 2B (DEF)  
**2019** Ryan Bliss, 2B (FR)

SEC ALL-EASTERN  
DIVISION

- 1961** Jack Anderson, 1B  
Jim Douglas, 2B  
Larry Nichols, OF  
Jim Boyd, Pp  
**1962** Wayne Fowler, UT  
Larry Nichols, OF  
Joe Overton, P  
**1963** Otis Bibb, SS  
Jim Bachus, CF  
Vic Svetley, C  
Joe Overton, P  
**1964** Jimmy Martin, 2B  
Jim Barfield, 3B  
Otis Bibb, SS  
Jim Bachus, OF  
Dink Haire, OF  
Harry Doles, C

- Jim Crysel, P  
**1965** Pete McKenzie, 2B  
Dink Haire, OF  
Frank Fryer, OF  
Harry Doles, C  
Monte Sharpe, P  
**1966** Ralph Wells, 3B  
Scotty Long, SS  
Frank Fryer, OF  
Q.V. Lowe, P  
**1967** Pete McKenzie, 2B  
Greg Golden, 3B  
Scotty Long, UT  
Rick Countryman, OF  
Q.V. Lowe, P  
**1968** Frank Baldasare, 1B  
Greg Golden, 3B  
George Simmons, OF  
**1969** John Shafer, SS  
Andy Merchant, C  
Pete Rancont, SS  
**1970** Andy Merchant, C  
Pete Rancont, SS  
**1971** Pete Rancont, SS  
Joey Martin, OF  
Andy Merchant, C  
Earl Nance, P  
**1972** Joe Haefner, OF  
Andy Merchant, C  
**1973** Vic Sharek, 3B  
Mark Hatchett, OF  
**1974** Vic Sharek, 3B  
David May, P

## SEC ALL-WESTERN DIVISION

- 1976** Dave Duffner, 1B  
Mickey Miller, 2B  
Richie Howard, 3B  
Curt Cope, OF  
Tommy Morton, C  
Joe Beckwith, P  
Robert Hudson, P  
**1977** John Trageser, C  
Joe Beckwith, P  
**1978** Dom Fucci, 1B  
J.B. Brown, 2B  
Pat Keedy, SS  
**1979** Dom Fucci, 1B  
Robert Sorrell, OF  
Steve Renfro, OF  
**1980** Johnny Tutt, OF  
**1982** Doug Gilcrease, SS  
David Mogenale, OF  
**1985** Paul Foster, OF

## SEC PLAYER OF THE WEEK

- 1987** Tony Haney (3/23)  
Frank Thomas (4/7)  
**1988** Jeff Livesey (3/22)  
**1989** Clark Preble (4/17)  
**1990** Todd O'Donnell (4/2)  
Tim Edge (4/10)  
**1991** Brannen Veal (3/18)  
Andrew Albrecht (3/25)  
**1995** Shawn McNally (5/8)  
**1996** Josh Etheredge (4/1)  
**1997** Josh Etheredge (5/5)  
**1999** Jamie Kersh (3/29)  
Casey Dunn (5/17)  
**2000** Gabe Gross (3/20)  
Todd Faulkner (5/15)  
**2001** Gabe Gross (2/12)  
Gabe Gross (4/16)  
Mailon Kent (4/23)  
Mailon Kent (5/14)  
**2002** Trent Pratt (5/13)  
**2003** Josh Bell (2/17)  
Bobby Huddleston (3/3)  
Tug Hulett (3/24)  
Josh Bell (3/28)  
**2005** Mike Bianucci (2/20)  
**2006** Mike Bianucci (2/20)  
**2007** Mike Bianucci (2/26)

- 2010** Brian Fletcher (3/1)  
Hunter Morris (3/22)  
Justin Frajejas (4/12)  
Hunter Morris (4/26)  
Trent Mummey (5/3)  
**2011** Casey McElroy (3/21)  
**2012** Ryan Tella (3/26)  
Blake Austin (4/29)  
**2013** Darnek Tomscha (5/6)  
**2015** Anfernee Grier (3/2)  
**2017** Josh Anthony (4/24)  
Jonah Todd (5/1)  
**2018** Will Holland (5/201)

## SEC PITCHER OF THE WEEK

- 1989** Tommy Youngblood (5/8)  
**1991** John Powell (4/29)  
**1992** Mark Fuller (5/4)  
**1993** John Powell (4/19)  
**1994** John Powell (5/2)  
**1995** Ryan Halla (4/3)  
Chris Morrison (4/24)  
**1997** Tim Hudson (3/31)  
**1998** Hayden Gliemmo (4/6)  
**2000** Colter Bean (3/27)  
Colter Bean (4/17)  
**2001** Hayden Gliemmo (4/2)  
**2002** Eric Brandon (3/4)  
Colby Paxton (3/18)  
**2005** Josh Sullivan (3/14)  
**2008** Bryan Woodall (3/24)  
**2012** Derek Varnadore (2/20)  
**2013** Conner Kendrick (5/20)  
**2015** Keegan Thompson (4/13)  
Cole Lipscomb (4/20)  
**2016** Justin Camp (4/18)  
**2017** Keegan Thompson (3/6)  
**2018** Casey Mize (3/12)  
Casey Mize (3/19)  
Casey Mize (5/7)  
**2019** Tanner Burns (3/4)  
Jack Owen (3/11)

## SEC FRESHMAN OF THE WEEK

- 2007** Taylor Thompson (4/9)  
**2008** Grant Dayton (5/5)  
**2011** Dillon Ortmann (4/11)  
**2013** Jordan Ebert (5/13)  
**2014** Keegan Thompson (3/3)  
**2017** Will Holland (3/20)  
Davis Daniel (3/27)  
**2018** Steven Williams (4/23)  
**2019** Ryan Bliss (5/6)

NCAA REGIONAL  
TOURNAMENT MVP

- 1994** John Powell, P  
**1997** Tim Hudson, P-OF  
**1999** Mailon Kent, OF  
**2018** Josh Anthony, 1B  
**2019** Steven Williams, OF

NCAA REGIONAL  
ALL-TOURNAMENT

- 1987** Rock Wilson, OF  
**1989** Joe Siwa, C  
Frank Thomas, 1B  
**1993** John Powell, P  
Cliff Shanks, DH  
**1994** Robert Lewis, C  
Mark Bellhorn, 2B  
Mike Killmet, OF  
Dallan Ruch, DH  
John Powell, P  
**1995** Mark Bellhorn, SS  
Kirby Clark, C  
Ryan Halla, P  
Mark Weeks, 3B  
**1997** Josh Etheredge, DH  
Bryan Hebson, P  
Tim Hudson, P







# HONORS AND AWARDS

Jamie Kersh, 1B  
 Rob Macrory, 2B  
 Adam Sullivan, OF  
 Chad Wandall, 3B  
**1998** Josh Etheredge, OF  
 Todd Faulkner, 1B  
 Heath Kelly, 2B  
 Scott Pratt, SS  
 Brent Schoening, P  
**1999** Casey Dunn, C  
 Todd Faulkner, 1B  
 Dominic Rich, 2B  
 Mailon Kent, OF  
 Hayden Gliemmo, P  
**2000** Todd Faulkner, 1B  
 Gabe Gross, OF  
**2001** Eric Brandon, P  
 Todd Faulkner, 1B  
 Gabe Gross, OF  
 Jonathan Schuerholz, SS  
**2003** Javon Moran, OF  
 Colby Paxton, OF  
 Scott Schade, 3B  
**2005** Karl Amonite, 1B  
 Josh Donaldson, 3B  
 Bruce Edwards, OF  
 Tyler Johnstone, 2B  
 Clete Thomas, OF  
**2010** Justin Fradejas, OF  
 Ryan Jenkins, C  
 Hunter Morris, 1B  
 Trent Mummey, DH  
**2015** Jackson Burgence, OF  
**2018** Josh Anthony, 1B  
 Jay Estes, OF  
 Edouard Julien, DH  
 Casey Mize, SP  
 Brendan Venter, 3B  
 Steven Williams, OF  
**2019** Ryan Bliss, 2B  
 Richard Fitts, RP  
 Bailey Horn, SP  
 Edouard Julien, 3B  
 Judd Ward, OF  
 Steven Williams, OF

## SEC ALL-TOURNAMENT

**1978** Dom Fucci, 1B  
 J.B. Brown, 2B  
 Bo Fucci, DH  
**1980** Johnny Tutt, OF  
 Darrell Wilkes, OF  
 John Metasavage, DH  
**1986** Trey Gainous, OF  
 Pat Bailey, UT  
**1987** Kevin Henry, 3B  
 Trey Gainous, OF  
**1989** Chris Hart, OF  
 Jeff Leatherman, 2B  
 Clark Preble, OF  
 Frank Thomas, 1B  
 Tommy Youngblood, P  
**1993** Brian Alyea, 1B  
 Mitch Duke, C  
**1994** Mark Bellhorn, 2B  
 Ryan Halla, P  
 Shawn McNally, 3B  
 John Powell, P  
 Frank Sanders, OF  
**1995** Mark Bellhorn, SS  
**1997** Kevin Knorst, P  
**1998** Hayden Gliemmo, OF  
 Heath Kelly, 2B  
 Chad Wandall, 3B  
**1999** Mailon Kent, OF  
**2003** Bobby Huddleston, C  
 Arnold Hughey, P  
 Javon Moran, OF  
**2017** Blake Logan, C  
**2018** Jay Estes, OF  
 Edouard Julien, DH  
**2019** Edouard Julien, 3B

## ACADEMIC ALL-SEC

**1971** Jack Baker, 1B  
 Pete Rancont, SS  
 Earl Nance, P  
**1972** Joe Haefner, LF  
**1973** Bill Lawrence, P  
**1974** Vic Sharek, 3B  
**1975** Dennis Bailey, CF  
**1976** Robert Hudson, P  
**1977** Robert Hudson, P  
**1979** Lynn Humphries, P  
**1981** Alan Mock, 2B  
 Robert Sorrell, OF  
**1982** Russell Smith, 2B  
 Robert Sorrell, OF  
 Sam Sasso, OF  
 Gary Smith, P  
**1983** Russell Smith, 2B  
**1985** Scott Tillery  
 Rock Wilson  
**1986** Tony Haney  
 Rock Wilson  
**1987** Tony Haney  
 Rock Wilson  
**1988** Tony Haney  
 Clark Preble  
**1989** Derek Crowmover  
 Jeff Leatherman  
 Clark Preble  
 Tommy Youngblood  
**1990** Mickey Tomey, C  
 Jeff Leatherman  
 John Moorer  
 Todd O'Donnell  
**1991** Tommy Carter  
 Mark Fuller, P  
 Jon Hebel, P  
 Jeff Leatherman  
 Todd O'Donnell  
**1992** Mark Fuller, P  
 Todd O'Donnell  
 Mickey Tomey, C  
**1993** Jason Johnson, P  
 Jay Waggoner, 3B  
**1994** Jay Waggoner, 1B  
 Russell Whittenburg, OF  
**1995** Todd Gober, P  
 Jason LeBoeuf, P  
**1996** Elliot Brown, P  
 Kirby Clark, C  
 Adam Sullivan, OF  
**1997** Stephen Chambless, IF  
 Casey Dunn, C  
 Adam Sullivan, OF  
 Patrick Wootton, C  
**1998** Tucker Dearth, OF  
 Casey Dunn, C  
 George Jones, P  
 Kevin Knorst, P  
 Derek Reif, OF  
**1999** Tucker Dearth, OF  
 Casey Dunn, C  
 Todd Faulkner, 1B  
 Mailon Kent, OF  
 Derek Reif, OF  
 Joseph Zanthos, OF  
**2000** Tucker Dearth,  
 Todd Faulkner, 1B  
 Gabe Gross, OF  
 Mailon Kent, OF  
 Kevin Knorst, P  
 Lynn Shoop, OF  
 Joseph Zanthos, 1B  
**2001** Gabe Gross, OF  
 Mailon Kent, OF  
 Kevin Knorst, P  
 Lynn Shoop, OF  
 Joseph Zanthos, 1B  
**2002** Gabe Gross, OF  
 Mailon Kent, OF  
 Lynn Shoop, OF

**2003** Trent Wilson, OF  
 Colby Paxton, P  
 Scott Schade, 3B  
 Josh Todd, IF  
**2004** Grant Cardwell, P  
 Lee Carter, P  
 Arnold Hughey, P  
 Nick Hulling, C  
 Colby Paxton, P  
**2005** Ted Bryant, P  
 Grant Cardwell, P  
 Chris Dennis, P  
 Mike Hnytko, C  
 Derek Sain, OF  
**2006** Josh Blake, P  
 Grant Cardwell, P  
 Andrew Hall, P  
 Clarence Nicely, P  
**2007** Josh Blake, P  
 Blake Carver, P  
 Chris Dennis, P  
 Ben Jones, OF  
 Philip Stringer, IF  
**2008** Paul Burnside, P  
 Evan Crawford, P  
 Jamie Drinkard, OF  
 Michael Hurst, P  
 Ben Jones, OF  
**2009** Justin Hargett, IF  
 Austin Hubbard, P  
 Michael Hurst, P  
 Jon Luke Jacobs, P  
 Ryan Jenkins, C  
 Ben Jones, OF  
 Cory Luckie, P  
 Chris O'Neil, P  
 Kevin Patterson, OF  
**2010** Zach Blatt  
 Dan Garnache  
 Justin Hargett  
 Austin Hubbard  
 Jon Luke Jacobs  
 Cory Luckie  
 Hunter Morris  
 Chris O'Neil  
 Kevin Patterson  
 Brooks Beisner  
**2011** Zach Blatt  
 Caleb Bowen  
 Justin Hargett  
 Jon Luke Jacobs  
 Cory Luckie  
 Chris O'Neil  
 Kevin Patterson  
 Patrick Savage  
 Mitchell Self  
 Derek Varnadore  
**2012** Bobby Andrews  
 Zach Blatt  
 Jon Luke Jacobs  
 Cory Luckie  
 Patrick Savage  
 Mitchell Self  
 Creede Simpson  
 Derek Varnadore  
**2013** Bobby Andrews  
 Zach Blatt  
 Cameron Blinka  
 Trey Cochran-Gill  
 Jordan Ebert  
 Sam Gillikin  
 Cole Lipscomb  
 Michael O'Neal  
 Dillon Ortman  
 Kody Ortman  
 Patrick Savage  
 Mitchell Self  
**2014** Brett Binning  
 Trey Cochran-Gill  
 Kevin Davis  
 Jordan Ebert

Sam Gillikin  
 Damon Haecker  
 Cole Lipscomb  
 Blake Logan  
 Michael O'Neal  
 Patrick Savage  
 JJ Shaffer  
 Connor Short  
 Keegan Thompson  
 Derek Varnadore  
**2015** Robby Clements  
 Kevin Davis  
 Sam Gillikin  
 Anfernee Grier  
 Cole Lipscomb  
 Blake Logan  
 Sam Mason  
 Rocky McCord  
 Austin Murphy  
 Cody Nulph  
 JJ Shaffer  
 Keegan Thompson  
 Izaac Yarbrough  
**2016** Ben Braymer  
 Justin Camp  
 Colton Campbell  
 Kevin Davis  
 Jordan Ebert  
 Marc Frazier  
 Sam Gillikin  
 Cole Lipscomb  
 Blake Logan  
 Sam Mason  
 Andrew Mitchell  
 Cody Nulph  
 JJ Shaffer  
 Keegan Thompson  
 Izaac Yarbrough  
**2017** Kevin Davis  
 Bo Decker  
 Sam Gillikin  
 Dylan Ingram  
 Luke Jarvis  
 Jeremy Johnson  
 Gabe Klobosits  
 Cole Lipscomb  
 Blake Logan  
 Andrew Mitchell  
 JJ Shaffer  
 Keegan Thompson  
**2018** Elliott Anderson  
 Davis Daniel  
 Conor Davis  
 Corey Herndon  
 Dylan Ingram  
 Luke Jarvis  
 Jeremy Johnson  
 Welby Malczewski  
 Andrew Mitchell  
 Ryan Watson  
**2019** Elliott Anderson  
 Tanner Burns  
 Davis Daniel  
 Conor Davis  
 Peyton Glavine  
 Chase Hall  
 Ford Luttrell  
 Brett Olson  
 Jack Owen  
 Blake Schilleci



AUBURN IN MLB

JACK BAKER

Year Team G Avg AB R H RBI 2B 3B HR
1976 Boston 12 .130 23 1 3 2 0 0 1
1977 Boston 2 .000 3 0 0 0 0 0 0 0
Totals (2 years) 14 .115 26 1 3 2 0 0 1

SAM BARNES

Year Team G Avg AB R H RBI 2B 3B HR
1921 Detroit 7 .182 11 2 2 0 1 0 0

COLTER BEAN

Year Team G/GS W-L SV ERA IP H BB SO
2005 N.Y. (AL) 1/0 0-0 0 4.50 2.0 1 2 2
2006 N.Y. (AL) 2/0 0-0 0 9.00 2.0 2 2 1
2007 N.Y. (AL) 3/0 0-1 0 12.00 3.0 5 5 2
Totals (3 years) 6/0 0-1 0 9.00 7.0 8 9 5

JOE BECKWITH

Year Team G/GS W-L SV ERA IP H BB SO
1979 LA (NL) 17/0 1-2 2 4.38 37.0 42 15 28
1980 LA (NL) 38/0 3-3 0 1.95 60.0 60 23 40
1981 LA (NL) 19/1 2-1 1 2.70 40.0 38 14 33
1982 LA (NL) 42/3 3-4 1 3.55 71.0 73 35 50
1983 LA (NL) 42/3 3-4 1 3.55 71.0 73 35 50
1984 Kansas City 49/1 8-4 2 3.40 100.2 92 25 75
1985 Kansas City 49/0 1-5 1 4.07 95.0 99 32 80
1986 LA (NL) 15/0 0-0 0 6.87 18.1 28 6 13
Totals (7 years) 229/5 18-19 7 3.54 422.0 432 150 319

MARK BELLHORN

Year Team G Avg AB R H RBI 2B 3B HR
1997 Oakland 68 .228 224 33 51 19 9 1 6
1998 Oakland 11 .083 12 1 1 1 1 0 0
2000 Oakland 9 .154 13 2 2 0 0 0 0
2001 Oakland 38 .135 74 11 10 4 1 2 1
2002 Chi. (NL) 146 .258 445 86 115 56 24 4 27
2003 Chi./Colo. 99 .221 249 27 55 26 10 1 2
2004 Boston 138 .264 523 93 138 82 37 3 17
2005 Bos./N.Y. (AL) 94 .210 300 43 63 30 20 0 8
2006 San Diego 115 .190 253 26 48 27 11 2 8
2007 Cincinnati 13 .071 14 2 1 1 0 0 0
Totals (10 years) 731 .230 2107 324 484 246 113 13 69

CHRIS BOOTCHECK

Year Team G/GS W-L SV ERA IP H BB SO
2003 Anaheim 4/1 0-1 0 9.58 10.1 16 6 7
2005 Anaheim 5/2 0-1 1 3.38 18.2 19 4 8
2006 Anaheim 7/0 0-1 0 10.45 10.1 16 9 7
2007 Anaheim 51/0 3-3 0 4.77 77.1 81 24 56
2008 Anaheim 10/0 0-1 0 10.13 16.0 30 12 14
2009 Pittsburgh 13/0 0-0 0 11.05 14.2 16 9 13
2013 N.Y. (AL) 1/0 0-0 0 9.00 1.0 2 2 1
Totals (7 years) 91/3 3-7 1 8.33 148.1 180 66 106

SOL CARTER

Year Team G/GS W-L SV ERA IP H BB SO
1931 Philadelphia 2/0 0-0 0 19.29 2.1 1 4 1

JUSTIN CHRISTIAN

Year Team G Avg AB R H RBI 2B 3B HR
2008 N.Y. (AL) 24 .250 40 6 10 6 3 0 0
2011 San Fran. 18 .255 47 6 12 4 5 0 0
2012 San Fran. 34 .125 56 6 7 2 1 0 0
Totals (3 years) 76 .203 143 18 29 12 9 0 0

GARRETT COOPER

Year Team G Avg AB R H RBI 2B 3B HR
2017 N.Y. (AL) 13 .326 43 3 14 6 5 1 0
2018 Miami 14 .212 33 2 7 2 1 0 0
2019 Miami 107 .281 381 52 107 50 16 1 15
Totals (3 years) 134 .280 457 57 128 58 22 2 15

EVAN CRAWFORD

Year Team G/GS W-L SV ERA IP H BB SO
2012 Toronto 10/0 0-0 0 6.75 8.0 10 4 5

GRANT DAYTON

Year Team G/GS W-L SV ERA IP H BB SO
2016 L.A. (NL) 25/0 1-1 0 2.05 26.1 14 6 39
2017 L.A. (NL) 29/0 1-1 0 4.94 23.9 19 12 20
2018 DNP-INJURED
2019 Atlanta 14/0 0-1 0 3.00 12.0 12 4 14
Totals (3 years) 68/0 1-3 0 3.34 62.0 45 22 73

JOSH DONALDSON

Year Team G Avg AB R H RBI 2B 3B HR
2010 Oakland 14 .156 32 1 5 4 1 0 1
2012 Oakland 75 .241 274 34 66 33 16 0 9
2013 Oakland 158 .301 579 89 174 93 37 3 24
2014 Oakland 158 .255 608 93 155 98 31 2 29
2015 Toronto 158 .297 620 122 184 123 41 2 41
2016 Toronto 155 .284 577 122 164 99 32 5 37
2017 Toronto 113 .270 415 65 112 78 21 0 33
2018 Toronto 36 .234 137 22 32 16 11 0 5
2019 Cleveland 16 .280 50 8 14 7 3 0 3
2019 Atlanta 155 .259 549 96 142 94 33 0 37
Totals (9 years) 1038 .273 3841 652 1048 645 226 12 219

CHARLIE GIBSON

Year Team G Avg AB R H RBI 2B 3B HR
1924 Philadelphia 12 .133 15 1 2 1 0 0 0

GEORGE GRANT

Year Team G/GS W-L SV ERA IP H BB SO
1923 St. Louis (AL) 4/0 0-0 0 5.19 8.2 15 3 2
1924 St. Louis (AL) 21/2 1-2 0 6.26 50.1 67 25 11
1925 St. Louis (AL) 12/0 0-2 0 6.06 16.1 26 8 7
1927 Cleveland 25/3 4-6 1 4.46 74.2 85 40 19
1928 Cleveland 28/18 10-8 0 5.04 155.1 196 76 39
1929 Cleveland 12/0 0-2 0 10.50 24.0 41 23 5
1931 Pittsburgh 11/0 0-0 0 7.41 17.0 28 7 6
Totals (7 years) 113/23 15-20 1 5.64 346.1 458 182 89

IVY GRIFFIN

Year Team G Avg AB R H RBI 2B 3B HR
1919 Philadelphia 17 .294 68 5 20 6 2 2 0
1920 Philadelphia 129 .238 467 46 111 20 15 1 0
1921 Philadelphia 39 .320 103 14 33 13 4 2 0
Totals (3 years) 185 .257 638 65 164 39 21 5 0

GABE GROSS

Year Team G Avg AB R H RBI 2B 3B HR
2004 Toronto 44 .209 129 18 27 16 4 0 3
2005 Toronto 40 .250 92 11 23 7 4 1 1
2006 Milwaukee 117 .274 208 42 57 38 15 0 9
2007 Milwaukee 93 .235 183 28 43 24 12 2 7
2008 Mil/Tampa 143 .238 345 46 82 40 16 3 13
2009 Tampa 115 .227 282 31 64 36 16 1 6
2010 Oakland 105 .239 222 27 53 25 11 1 1
Totals (7 years) 657 .239 1461 203 349 186 78 8 40

JOSH HANCOCK

Year Team G/GS W-L SV ERA IP H BB SO
2002 Boston 3/1 0-1 0 3.68 7.1 5 2 6
2003 Philadelphia 2/0 0-0 0 3.00 3.0 2 0 4
2004 Cin./Phil 16/11 5-2 0 5.09 63.2 73 28 36
2005 Cincinnati 11/0 1-0 0 1.93 14.0 11 1 5
2006 St. Louis 62/0 3-3 1 4.09 77.0 70 23 50
2007 St. Louis 8/0 0-1 0 3.55 12.2 14 5 9
Totals (6 years) 102/12 9-7 1 4.20 177.2 175 59 110

BRYAN HEBSON

Year Team G/GS W-L SV ERA IP H BB SO
2003 Montreal 2/0 0-0 0 13.50 2.0 4 1 1

BILL HIGDON

Year Team G Avg AB R H RBI 2B 3B HR
1949 Chicago (AL) 11 .304 23 3 7 1 3 0 0

BILLY HITCHCOCK (PLAYER)

Year Team G Avg AB R H RBI 2B 3B HR
1942 Detroit 85 .211 280 27 59 29 8 1 0
1946 Det./Wash. 101 .210 357 27 75 25 8 3 0
1947 St. Louis (AL) 80 .222 275 25 61 28 2 2 1
1948 Boston (AL) 49 .298 124 15 37 20 3 2 1
1949 Boston (AL) 55 .204 147 22 30 9 6 1 0
1950 Phila. (AL) 115 .273 399 35 109 54 22 5 1
1951 Phila. (AL) 77 .306 222 27 68 36 10 4 1
1952 Phila. (AL) 119 .246 407 45 100 56 8 4 1
1953 Detroit 22 .211 38 8 8 0 0 0 0
Totals (9 years) 703 .243 2249 231 547 257 67 22 5

BILLY HITCHCOCK (MANAGER)

Year Team W-L Pct. Finish
1960 Detroit 1-0 1.000 6th
1962 Baltimore 77-85 .475 7th
1963 Baltimore 86-76 .531 4th
1966 Atlanta 33-18 .647 5th
1967 Atlanta 77-82 .484 7th
Totals (5 years) 274-261 .512

JIMMY HITCHCOCK

Year Team G Avg AB R H RBI 2B 3B HR
1938 Boston (NL) 28 .171 76 2 13 7 0 0 0

TIM HUDSON

Year Team G/GS W-L SV ERA IP H BB SO
1999 Oakland 21/21 11-2 0 3.23 136.1 121 62 132
2000 Oakland 32/32 20-6 0 4.14 202.1 169 82 169
2001 Oakland 35/35 18-9 0 3.37 235.0 216 71 181
2002 Oakland 34/34 15-9 0 2.98 238.1 237 62 152
2003 Oakland 34/34 16-7 0 2.70 240.0 147 61 162
2004 Oakland 27/27 12-6 0 3.53 188.2 194 44 103
2005 Atlanta 29/29 14-9 0 3.52 192.0 194 65 115
2006 Atlanta 35/35 13-12 0 4.86 218.1 235 79 141
2007 Atlanta 34/34 16-10 0 3.33 224.1 221 53 132
2008 Atlanta 23/22 11-7 0 3.17 142.0 125 40 85
2009 Atlanta 7/7 2-1 0 3.61 42.1 49 13 30
2010 Atlanta 34/34 17-9 0 2.83 228.2 189 74 139
2011 Atlanta 33/33 16-10 0 3.22 215.0 189 56 158
2012 Atlanta 28/28 16-7 0 3.62 179.0 168 48 102
2013 Atlanta 21/21 8-7 0 3.97 131.1 120 36 95
2014 San Francisco 31/31 9-13 0 3.57 189.1 199 34 120
2015 San Francisco 24/22 8-9 0 4.44 123.2 134 37 64
Totals (17 yrs) 482/479 222-133 0 3.49 3126.2 2957 917 2080

TUG HULETT

Year Team G Avg AB R H RBI 2B 3B HR
2008 Seattle 30 .224 49 2 11 2 1 0 1
2009 Kansas City 15 .111 18 4 2 1 0 0 0
Totals (2 years) 45 .194 67 6 13 3 1 0 1

BO JACKSON

Year Team G Avg AB R H RBI 2B 3B HR
1986 Kansas City 25 .207 82 9 17 9 2 1 2
1987 Kansas City 116 .235 396 46 93 53 17 2 22
1988 Kansas City 124 .246 439 63 108 68 16 4 25
1989 Kansas City 135 .256 515 86 132 105 15 6 32
1990 Kansas City 111 .272 405 74 110 78 16 1 28
1991 Chicago (AL) 23 .225 71 8 16 14 4 0 3
1992 Chicago (AL) DNP-INJURED
1993 Chicago (AL) 85 .232 284 32 66 45 9 0 16
1994 California 75 .279 201 23 56 43 7 0 13
Totals (8 years) 693 .250 2393 341 598 415 86 14 141

STACY JONES

Year Team G/GS W-L SV ERA IP H BB SO
1991 Baltimore 4/1 0-0 0 4.09 11.0 11 5 10
1992 Chicago (AL) 2/0 0-0 0 0.00 2.0 1 1 1
Totals (2 years) 6/1 0-0 0 3.46 13.0 12 6 11

PAT KEEDY

Year Team G Avg AB R H RBI 2B 3B HR
1985 California 3 .500 4 1 2 1 1 0 1
1987 Chicago (AL) 17 .171 41 6 7 2 1 0 2
1989 Cleveland 9 .214 14 3 3 1 2 0 0
Totals (3 years) 29 .203 59 10 12 4 4 0 3

ALAN KOCH

Year Team G/GS W-L SV ERA IP H BB SO
1963 Detroit 7/1 1-1 0 10.80 10.0 21 9 5
1964 Det./Wash. 35/14 3-10 0 4.96 118.0 116 46 68
Totals (2 years) 42/15 4-11 0 5.41 128.0 137 54 73

BILL LATHAM

Year Team G/GS W-L SV ERA IP H BB SO
1985 N.Y. (NL) 7/3 1-3 0 3.97 22.2 21 7 10
1986 Minnesota 7/7 0-1 0 7.31 16.0 24 6 8
Totals (2 years) 14/5 1-4 0 5.35 38.2 45 13 18

TERRY LEACH

Year Team G/GS W-L SV ERA IP H BB SO
1981 N.Y. (NL) 21/1 1-1 0 2.57 35.0 26 12 16
1982 N.Y. (NL) 21/1 2-1 3 4.17 45.1 46 18 30
1985 N.Y. (NL) 22/4 3-4 1 2.91 55.2 48 14 30
1986 N.Y. (NL) 6/0 0-0 0 2.70 6.2 6 3 4
1987 N.Y. (NL) 44/12 11-1 0 3.22 131.1 132 29 61
1988 N.Y. (NL) 52/0 7-2 3 2.54 92.0 95 24 51
1989 NY (NL)/KC 40/3 5-6 0 4.17 95.0 97 40 36
1990 Minnesota 55/0 2-5 2 3.20 81.2 84 21 46
1991 Minnesota 50/0 1-2 0 3.61 67.1 82 14 32
1992 Chicago (AL) 51/0 6-5 0 1.95 73.2 57 20 22
Totals (10 years) 362/21 38-27 9 3.16 683.2 673 195 328

ERNIE MANNING

Year Team G/GS W-L SV ERA IP H BB SO
1914 St. Louis 4/0 0-0 0 3.60 10.0 11 3 3

ANDY MERCHANT

Year Team G Avg AB R H RBI 2B 3B HR
1975 Boston 1 .500 4 1 2 0 0 0 0
1976 Boston 2 .000 2 0 0 0 0 0 0
Totals (2 years) 3 .333 6 1 2 0 0 0 0

GUS NIARHOS

Year Team G Avg AB R H RBI 2B 3B HR
1946 New York (AL) 37 .225 40 11 9 2 1 1 0
1948 New York (AL) 83 .268 228 41 61 19 12 2 1
1949 New York (AL) 32 .279 43 7 12 6 2 1 0
1950 NYY/CHW 42 .324 105 17 34 16 4 0 0
1951 Chicago (AL) 41 .256 168 27 43 10 6 0 1
1952 Boston (AL) 29 .103 58 4 6 4 0 0 0
1953 Boston (AL) 16 .200 35 6 7 2 1 1 0
1954 Philadelphia (NL) 3 .200 5 0 1 0 0 0 0
1955 Philadelphia (NL) 7 .111 9 1 1 0 0 0 0
Totals (9 years) 315 .252 691 114 174 59 26 5 1

WILLARD NIXON

Year Team G/GS W-L SV ERA IP H BB SO
1950 Boston (AL) 22/15 8-6 2 6.04 101.1 126 58 57
1951 Boston (AL) 33/14 7-4 1 4.90 125.0 136 56 70
1952 Boston (AL) 23/13 5-4 0 4.86 103.2 115 61 50
1953 Boston 23/15 4-8 0 3.93 116.2 114 59 57
1954 Boston 31/30 11-12 0 4.06 199.2 182 87 102
1955 Boston 31/31 12-10 0 4.07 208.0 207 85 95
1956 Boston 23/22 9-8 0 4.21 145.1 142 57 74
1957 Boston 29/29 12-13 0 3.68 191.0 207 56 96
1958 Boston 10/8 1-7 0 6.02 43.1 48 11 15
Totals (9 years) 225/177 69-72 3 4.39 1234.01277 530 616







AUBURN IN MLB

GREGG OLSON

Year	Team	G/GS	W-L	SV	ERA	IP	H	BB	SO
1988	Baltimore	10/0	1-1	0	3.27	11.0	10	10	9
1989	Baltimore	64/0	5-2	27	1.69	85.0	57	46	90
1990	Baltimore	64/0	6-5	37	2.42	74.1	57	31	74
1991	Baltimore	72/0	4-6	31	3.18	73.2	74	29	72
1992	Baltimore	60/0	1-5	36	2.05	61.1	46	24	58
1993	Baltimore	50/0	0-2	29	1.60	45.0	37	18	44
1994	Atlanta	16/0	0-2	1	9.20	14.2	19	13	10
1995	Cle./K.C.	23/0	3-3	3	4.09	33.0	28	19	21
1996	Det./Hou.	52/0	4-0	8	4.99	52.1	55	35	37
1997	Minn./K.C.	45/0	4-3	1	5.58	50.0	58	28	34
1998	Arizona	64/0	3-4	30	3.01	68.2	56	25	55
1999	Arizona	61/0	9-4	14	3.71	60.2	54	25	45
2000	LA (N.L.)	13/0	0-1	0	5.09	17.2	21	7	15
2001	LA (N.L.)	28/0	0-1	0	8.03	24.2	26	20	24
<b>Totals (14 years)</b>		<b>622/0</b>	<b>40-39</b>	<b>217</b>	<b>3.46</b>	<b>672.0</b>	<b>598</b>	<b>330</b>	<b>588</b>

JIMMY OUTLAW

Year	Team	G	Avg	AB	R	H	RBI	2B	3B	HR
1937	Cincinnati	49	.273	165	18	45	11	7	3	0
1938	Cincinnati	4	—	0	1	0	0	0	0	0
1939	Boston (NL)	65	.263	133	15	35	5	2	0	0
1943	Detroit	20	.269	67	8	18	6	1	0	1
1944	Detroit	139	.273	535	69	146	57	20	6	3
1945	Detroit	132	.271	446	56	121	34	16	5	0
1946	Detroit	92	.261	299	36	78	31	14	2	2
1947	Detroit	70	.228	127	20	29	15	7	1	0
1948	Detroit	74	.283	198	33	56	25	12	0	0
1949	Detroit	5	.250	4	1	1	0	0	0	0
<b>Totals (10 years)</b>		<b>650</b>	<b>.268</b>	<b>1974</b>	<b>257</b>	<b>529</b>	<b>184</b>	<b>79</b>	<b>17</b>	<b>6</b>

RAY PRIM

Year	Team	G/GS	W-L	SV	ERA	IP	H	BB	SO
1933	Washington	2/1	0-1	0	3.14	14.1	13	2	6
1934	Washington	8/1	0-2	0	6.75	14.2	19	8	3
1935	Philadelphia	29/6	3-4	0	5.77	73.1	110	15	27
1943	Chicago (NL)	29/5	4-3	1	2.55	60.0	67	14	27
1945	Chicago (NL)	34/19	13-8	2	2.40	165.1	142	23	88
1946	Chicago (NL)	14/2	2-3	1	5.79	23.1	28	10	10
<b>Totals (6 years)</b>		<b>116/34</b>	<b>22-21</b>	<b>4</b>	<b>3.56</b>	<b>351.0</b>	<b>379</b>	<b>72</b>	<b>161</b>

JIM PYBURN

Year	Team	G	Avg	AB	R	H	RBI	2B	3B	HR
1955	Baltimore	39	.204	98	5	20	7	2	2	0
1956	Baltimore	84	.173	156	23	27	11	3	3	2
1957	Baltimore	35	.225	40	8	9	2	0	0	1
<b>Totals (3 years)</b>		<b>158</b>	<b>.190</b>	<b>294</b>	<b>36</b>	<b>56</b>	<b>20</b>	<b>5</b>	<b>5</b>	<b>3</b>

STEVEN REGA

Year	Team	G/GS	W-L	SV	ERA	IP	H	BB	SO
2008	Colorado	10/0	0-0	0	9.00	10.0	13	6	8
2009	Philadelphia	1/0	0-0	0	4.50	2.0	3	1	1
<b>Totals (2 years)</b>		<b>11/0</b>	<b>0-0</b>	<b>0</b>	<b>8.25</b>	<b>12.0</b>	<b>16</b>	<b>7</b>	<b>9</b>

DAVID ROSS

Year	Team	G	Avg	AB	R	H	RBI	2B	3B	HR
2002	Los Angeles	8	.200	10	2	2	2	1	0	1
2003	Los Angeles	40	.258	124	19	32	18	7	0	10
2004	Los Angeles	70	.170	165	13	28	15	3	1	5
2005	Pitt./S.D.	51	.240	125	11	30	15	8	1	3
2006	Cincinnati	90	.255	247	37	63	52	15	1	21
2007	Cincinnati	112	.203	311	32	63	39	10	0	17
2008	Cin./Boston	60	.225	142	18	32	13	9	0	3
2009	Atlanta	54	.273	128	18	35	20	9	0	7
2010	Atlanta	59	.289	121	15	35	28	13	2	2
2011	Atlanta	52	.263	152	14	40	23	7	0	6
2012	Atlanta	62	.256	176	18	45	23	7	0	9
2013	Boston	36	.216	102	11	22	10	5	0	4
2014	Boston	50	.184	152	16	28	15	7	0	7
2015	Chicago (NL)	72	.176	159	6	28	9	9	0	1
2016	Chicago (NL)	67	.229	166	24	38	32	6	0	10
<b>Totals (15 years)</b>		<b>883</b>	<b>.229</b>	<b>2280</b>	<b>254</b>	<b>521</b>	<b>314</b>	<b>116</b>	<b>5</b>	<b>106</b>

BEN SANKEY

Year	Team	G	Avg	AB	R	H	RBI	2B	3B	HR
1929	Pittsburgh	2	.143	7	1	1	0	0	0	0
1930	Pittsburgh	13	.167	30	6	5	0	0	0	0
1931	Pittsburgh	57	.227	132	14	30	14	2	5	0
<b>Totals (3 years)</b>		<b>72</b>	<b>.213</b>	<b>169</b>	<b>21</b>	<b>36</b>	<b>14</b>	<b>2</b>	<b>5</b>	<b>0</b>

JOE BECKWITH

1985 Kansas City  
 Joe Beckwith was also a part of the 1983 World Series Champion Los Angeles Dodgers but did not pitch in any of the games.

MARK BELLHORN

Year	Team	G	Avg	AB	R	H	RBI	2B	3B	HR
2004	Boston	4	.300	10	3	4	1	0	1	0

JUSTIN CHRISTIAN

Christian was on the 2012 San Francisco Giants roster during the regular season but did not appear on the post-season roster

GRANT DAYTON

Dayton was on the 2017 Los Angeles Dodgers roster during the regular season but was placed on the disabled list prior to the post-season

ED SHERLING

Year	Team	G	Avg	AB	R	H	RBI	2B	3B	HR
1924	Philadelphia	4	.500	2	2	1	0	1	0	0

RED SMITH

Year	Team	G	Avg	AB	R	H	RBI	2B	3B	HR
1911	Brooklyn	28	.261	111	10	29	19	6	1	0
1912	Brooklyn	128	.286	486	75	139	57	28	6	4
1913	Brooklyn	151	.296	540	70	160	76	40	10	6
1914	Brook./Bos.	150	.272	537	69	146	85	27	9	7
1915	Boston	157	.264	549	66	145	65	34	4	2
1916	Boston	150	.259	509	48	132	60	16	10	3
1917	Boston	147	.295	505	60	149	62	31	6	2
1918	Boston	119	.299	429	55	128	65	20	3	2
1919	Boston	87	.245	241	24	59	25	6	0	1
<b>Totals (9 years)</b>		<b>1117</b>	<b>.278</b>	<b>3907</b>	<b>477</b>	<b>1087</b>	<b>514</b>	<b>208</b>	<b>49</b>	<b>27</b>

LEVALE SPEIGNER

Year	Team	G/GS	W-L	SV	ERA	IP	H	BB	SO
2007	Washington	19/6	2-3	0	8.78	40.0	58	23	19
2008	Washington	7/0	0-1	0	11.25	8.0	13	6	1
<b>Totals (2 years)</b>		<b>26/6</b>	<b>2-4</b>	<b>0</b>	<b>9.19</b>	<b>48.0</b>	<b>71</b>	<b>29</b>	<b>20</b>

SCOTT SULLIVAN

Year	Team	G/GS	W-L	SV	ERA	IP	H	BB	SO
1995	Cincinnati	3/0	0-0	0	4.91	3.2	4	2	2
1996	Cincinnati	7/0	0-0	0	2.25	8.0	7	5	3
1997	Cincinnati	59/0	5-3	1	3.24	97.1	79	30	96
1998	Cincinnati	67/0	5-5	1	5.21	102.0	98	36	86
1999	Cincinnati	79/0	5-4	3	3.01	113.2	88	47	78
2000	Cincinnati	79/0	3-6	3	3.47	106.1	87	38	96
2001	Cincinnati	79/0	7-1	0	3.31	103.1	94	36	82
2002	Cincinnati	71/0	6-5	1	6.06	78.2	93	31	78
2003	Cin./Chi. (AL)	65/0	6-0	0	3.66	64.0	48	32	56
2004	Kansas City	49/0	3-4	0	4.77	60.1	73	24	45
<b>Totals (10 years)</b>		<b>558/0</b>	<b>40-28</b>	<b>9</b>	<b>3.98</b>	<b>737.1</b>	<b>670</b>	<b>281</b>	<b>622</b>

STUART TATE

Year	Team	G/GS	W-L	SV	ERA	IP	H	BB	SO
1989	San Francisco	2/0	0-0	0	3.38	2.2	3	0	4

CLETE THOMAS

Year	Team	G	Avg	AB	R	H	RBI	2B	3B	HR
2008	Detroit	40	.284	116	7	33	9	9	1	1
2009	Detroit	102	.240	275	46	66	39	13	3	7
2012	Det./Minn.	15	.142	28	3	4	4	1	0	1
2013	Minn.	92	.214	290	39	62	13	15	0	4
<b>Totals (4 years)</b>		<b>249</b>	<b>.233</b>	<b>709</b>	<b>95</b>	<b>165</b>	<b>65</b>	<b>38</b>	<b>4</b>	<b>13</b>

FRANK THOMAS

Year	Team	G	Avg	AB	R	H	RBI	2B	3B	HR
1990	Chicago (AL)	60	.330	191	39	63	31	11	3	7
1991	Chicago (AL)	158	.318	559	104	178	109	31	2	32
1992	Chicago (AL)	160	.323	573	108	185	115	46	2	24
1993	Chicago (AL)	153	.317	549	106	174	128	36	0	41
1994	Chicago (AL)	113	.353	399	106	141	101	34	1	38
1995	Chicago (AL)	145	.308	493	102	152	111	27	0	40
1996	Chicago (AL)	141	.349	527	110	184	134	26	0	40
1997	Chicago (AL)	146	.347	530	110	184	125	35	0	35
1998	Chicago (AL)	160	.265	585	109	155	109	35	2	29
1999	Chicago (AL)	135	.305	466	74	148	77	36	0	15
2000	Chicago (AL)	159	.328	582	115	191	143	44	0	43
2001	Chicago (AL)	20	.221	68	8	15	10	3	0	4
2002	Chicago (AL)	148	.252	523	77	132	92	29	1	28
2003	Chicago (AL)	153	.26							



## AUBURN IN MLB DRAFT

YEAR	PLAYER, POS.	ROUND	CLUB
1965	Monte Sharp, LHP	22	Milwaukee
	Scott Long, SS*	52	Houston
1966	Edward Long, SS*	5	NY Yankees
	Ralph Wells, 3B	40	Atlanta
1967	Ray Cox, C	13	Cleveland
	Q.V. Lowe, RHP	19	Chicago Cubs
	George McKenzie, 2B	33	Detroit
1968	Michael Peden, C	18	Oakland
	Thomas Smith, RHP	2	Oakland
1970	Richard Nance, LHP*	2	Milwaukee
	Rick Eisenacher, RHP*	6	Baltimore
1971	Earl Nance, LHP*	3	Chicago White Sox
	Rick Eisenacher, RHP*	5	Detroit
	Ken Dempsey, OF	3	Minnesota
	Earl Nance, LHP	2	Boston
	Rick Eisenacher, RHP*	5	Minnesota
	Jack Baker, RHP	26	Boston
1975	James Handley, RHP	19	Chicago White Sox
	Davis May, RHP	24	Minnesota
1976	Terry Leach, RHP*	7	Boston
	Joe Beckwith, RHP*	12	Cleveland
	Ritchie Howard, 3B	28	Pittsburgh
1977	Joe Beckwith, RHP	2	Los Angeles
1978	Dom Fucci, 1B-OF*	6	Chicago White Sox
1979	Dom Fucci, 1B	5	Chicago White Sox
	Pat Keedy, 2B	5	California
	Steve Renfro, OF*	7	California
1980	Phil Deriso, LHP*	10	Montreal
	Mark Shifflett, LHP*	12	San Francisco
1981	John Tutt, OF	8	Baltimore
	Phil Deriso, LHP	18	Cleveland
	Mark Shifflett, LHP	27	New York Yankees
1982	Doug Gilcrease, SS	7	Kansas City
	Darryl Wilks, OF-1B	11	Cincinnati
	John Metasavoge, 3B	25	New York Mets
	Dave Heath, C	26	California
1983	Bob Barry, 3B	36	Atlanta
1984	Stu Tate, RHP	8	San Francisco
1985	Tim McClain, RHP	7	Seattle
	Tim Lemons, 1B-RHP	13	Kansas City
	Bo Jackson, OF*	20	California
1986	Bo Jackson, OF	4	Kansas City
	Paul Foster, OF	26	Detroit
	David Plumb, C	26	Atlanta
1987	Mark Chapman, RHP	18	Milwaukee
1988	Gregg Olson, RHP	1	(4th) Baltimore
	Stacy Jones, RHP	3	Baltimore
	Jeff Livesey, C	13	New York Yankees
	David Adams, RHP*	29	St. Louis
	Ed Ohman, RHP	46	Texas
1989	Frank Thomas, 1B	1	(7th) Chicago White Sox
1990	Mike Ferry, RHP	4	Cincinnati
	Chris Hart, OF	5	Oakland
	Tim Edge, C	6	Pittsburgh
	Brad Holman, RHP	35	Detroit
1991	Tommy Carter, LHP	7	New York Yankees
	Andy Albrecht, OF	13	New York Yankees
	Brad Parker, 3B	34	Oakland
	Jeff Leatherman, 1B	47	Pittsburgh
1992	Scott Sullivan, RHP*	39	Milwaukee
1993	Scott Sullivan, RHP	2	Cincinnati
	Chris Christopher, OF	12	St. Louis
	John Powell, RHP*	13	New York Mets
	Jason Johnson, RHP	19	Colorado
	Jon Hebel, RHP	29	Cincinnati
1994	John Powell, RHP	9	Texas
	Frank Sanders, OF*	14	Seattle
	Brandon Moore, SS	17	Chicago White Sox
	Shawn McNally, RHP*	53	NY Mets
1995	Mark Bellhorn, SS	2	Oakland
	Shawn McNally, OF	13	St. Louis
	Jay Waggoner, 1B	23	Detroit
	Chris Morrison, RHP	34	Oakland
1996	Elliot Brown, RHP	6	Tampa Bay
	Kirby Clark, C	33	Philadelphia
1997	Bryan Hebson, RHP	1	& (44th) Montreal
	Patrick Dunham, RHP	3	Seattle
	Tim Hudson, RHP	6	Oakland
	Finley Woodward, RHP	10	St. Louis
	Rob Macraoy, 2B	12	St. Louis
1998	Scott Pratt, SS	3	Cleveland
	Heath Kelly, 2B	15	Florida
	Josh Etheredge, OF	17	Colorado
1999	Brent Schoening, RHP	5	Minnesota
	Casey Dunn, C	15	Kansas City
	Chad Wandall, SS	21	Minnesota
	Brad Weis, LHP	28	Minnesota
	Paul Turco, SS	39	San Francisco
2000	Chris Bootcheck, RHP	1	(20th) Anaheim
	Dominic Rich, 2B	2	Toronto
	Brandon Mayfield, RHP	11	Philadelphia
	Todd Faulkner, 1B*	12	New York Mets
	Mailon Kent, OF*	30	St. Louis

YEAR	PLAYER, POS.	ROUND	CLUB
2001	Gabe Gross, OF	1	(15th) Toronto
	Mailon Kent, OF	12	Atlanta
	Todd Faulkner, 1B	22	New York Yankees
	Trent Pratt, C	34	Arizona
2002	Jonathan Schuerholz, SS	8	Atlanta
	Trent Pratt, C	12	Philadelphia
	Mike Mueller, RHP	16	Atlanta
2003	Javon Moran, OF	5	Philadelphia
	Levale Speigner, RHP	14	Minnesota
	Bobby Huddleston, C	23	Detroit
	Calby Paxton, RHP*	32	Texas
2004	Steven Register, RHP	3	Colorado
	Sean Gamble, OF	6	Philadelphia
	Tug Hulett, 2B	14	Texas
	Chuck Jeroloman, SS	21	Boston
2005	Josh Sullivan, RHP	5	Colorado
	Josh Bell, C	6	Toronto
	Clete Thomas, OF	6	Detroit
	John Madden, RHP	8	San Diego
	Michael Nix, RHP	11	Atlanta
	Arnold Hughley, LHP	13	San Diego
	Karl Amonite, 1B	13	New York Yankees
2006	Chris Dennis, RHP*	40	Texas
2007	Josh Donaldson, C	1	& (48th) Chicago Cubs
	Russell Dixon, OF	7	Houston
	Bruce Edwards, OF	15	San Francisco
	Brett Butts, RHP	19	Atlanta
	Mike Bianucci, OF*	23	Anaheim
	Philip Stringer, IF	24	Houston
	Josh Blake, LHP	35	Arizona
2008	Mike Bianucci, OF	8	Texas
	Evan Crawford, LHP	8	Toronto
	Matt Hall, IF	10	Tampa Bay
	Luke Greinke, UTIL	12	New York Yankees
	Bryan Woodall, RHP	21	Arizona
	Taylor Thompson, RHP*	25	Chicago White Sox
2009	Joseph Sanders, IF	5	Colorado
	Scott Shuman, RHP	19	Tampa Bay
	Paul Burnside, RHP	39	Chicago White Sox
	Taylor Thompson, RHP	44	Chicago White Sox
2010	Trent Mummey, OF	4	Baltimore
	Hunter Morris, IF	4	Milwaukee
	Cole Nelson, LHP	10	Detroit
	Grant Dayton, LHP	11	Florida
	Austin Hubbard, RHP	14	Tampa Bay
	Ryan Jenkins, C	17	Kansas City
	Brian Fletcher, OF	18	Kansas City
	Kevin Patterson, OF/1B*	23	Tampa Bay
	Bradley Hendrix, RHP*	30	Cincinnati
	Justin Fradejas, OF*	35	Colorado
	Stephen Kohlscheen, RHP	45	Seattle
2011	Dan Gamache, IF	6	Pittsburgh
	Casey McElroy, IF	11	San Diego
	Derek Varadore, RHP*	17	Florida
	Bradley Hendrix, RHP*	22	Tampa Bay
	Tony Caldwell, C	24	Florida
	Kevin Patterson, 1B/DH	30	Toronto
2012	Derek Varadore, RHP	9	New York Yankees
	Ryan Tella, OF*	11	San Francisco
	Slade Smith, RHP	17	Detroit
	Creede Simpson, IF	25	Baltimore
2013	Garrett Cooper, 1B	6	Milwaukee
	Conner Kendrick, LHP	9	New York Yankees
	Will Kendall, LHP	30	Pittsburgh
	Jay Gonzalez, OF*	39	Texas
2014	Trey Cochran-Gill, RHP	17	Seattle
	Damek Tomscha, IF	17	Philadelphia
	Rocky McCord, RHP*	31	Kansas City
2015	Trey Wingenter, RHP	17	San Diego
	Rocky McCord, RHP	26	Baltimore
2016	Anfernee Grier, OF	1	& (39th) Arizona
	Joshua Palacios, OF	4	Toronto
	Niko Buentello, IF	18	Detroit
	Ben Braymer, LHP	18	Washington
	Keegan Thompson, RHP*	33	Detroit
	Justin Camp, RHP	37	Kansas City
2017	Keegan Thompson, RHP	3	Chicago Cubs
	Jonah Todd, OF	6	Los Angeles
	Daniel Robert, IF	21	Texas
	Gabe Klobosits, RHP	36	Washington
2018	Casey Mize, RHP	1	(1st) Detroit
	Davis Daniel, RHP*	11	Milwaukee
	Brendan Vanter, IF	13	Atlanta
	Andrew Mitchell, LHP	14	New York (NL)
	Calvin Coker, RHP	15	Oakland
	Luke Jarvis, IF	25	Miami
	Brett Wright, C	26	Toronto
2019	Will Holland, IF	5	Minnesota
	Davis Daniel, RHP	7	Los Angeles (AL)
	Edouard Julien, IF	18	Minnesota
	Jack Owen, LHP*	21	St. Louis
	Elliott Anderson	23	Kansas City

\* - Did not sign; ^ - January Secondary Phase; % - June Regular Phase; \$ - June Secondary Phase; Sd - June Secondary Delayed; Sa - June Secondary Active; # - January Regular Phase; & - Supplemental; ( ) - Draft Pick







# LETTERWINNERS (1949-PRESENT)

## • A-A-A •

ADAMS, David.....	1984-85, '87-88
ALBERCHT, Andy.....	1988-91
ALLEN, Doug.....	1983-84
ALVORD, Zach.....	2011-12
ALYEA, Brian.....	1993
AMONITE, Karl.....	2003, '05
ANDERSON, Elliott.....	2017-19
ANDERSON, Jack.....	1959-61
ANDREWS, Bobby.....	2011-13
ANTHONY, Josh.....	2017-18
ARGENTI, Allen.....	1989
ARIAL, Gump.....	1934
ATKINS, Stewart.....	1990
AUSTIN, Blake.....	2011-14
AUSTIN, Darren.....	1989

## • B-B-B •

BACHUS, Jim.....	1963-64
BAILEY, Dennis.....	1974-75
BAKER, Bob.....	1959-60
BAKER, Ernest.....	1950, '52
BAKER, Jack.....	1971
BALDASARE, Frank.....	1967-69
BANDY, Hugh.....	1955
BARFIELD, Jimmy.....	1963-64
BASSO, Jamie.....	1982-84
BASSO, Sam.....	1982
BAXTER, Fred.....	1992
BAYNES, Ronnie.....	1964-65
BEAN, Colter.....	1998-00
BECKWITH, Joe.....	1974-77
BECTON, Dana.....	1979-81
BEAIRD, Chris.....	2000
BEISNER, Brooks.....	2011
BELL, Josh.....	2003-05
BELLHORN, Mark.....	1993-95
BENNETT, Andy.....	2006-07
BERRY, Bob.....	1981-83
BIANUCCI, Mike.....	2006-08
BIBB, Otis.....	1962-64
BIESEL, Andy.....	1988
BINNING, Brett.....	2014
BIRCHFIELD, James.....	1950
BISHOP, Ken.....	1971-72
BLACK, Jim.....	1976
BLAKE, Josh.....	2005, '07
BLAKENEY, Larry.....	1968-69
BLATT, Zach.....	2009-12
BLAUSER, Jim.....	1966-67
BLINKA, Cameron.....	2012
BLISS, Ryan.....	2019
BLODGETT, David.....	1971-73
BLOUDWORTH, Jack.....	1960-61
BOLLINGER, Allan.....	1978
BOOTCHECK, Chris.....	1998-00
BOOZER, Roger.....	1966-68
BOUTWELL, Jeff.....	2005-06
BOVERT, Paul.....	1966-68
BOWEN, Caleb.....	2009-12
BOX, Seth.....	1953
BOYD, Jim.....	1960-62
BRADBERRY, Buck.....	1952-53
BRANDON, Eric.....	2001-02
BRANSON, Dan.....	1954
BRAYMER, Ben.....	2016
BREAKFIELD, Bill.....	1960-62
BRISTOW, Justin.....	2006-07
BROOKS, Robert.....	2007
BROWN, Brad.....	1990-91

BROWN, Dave.....	1951-53
BROWN, Elliot.....	1996
BROWN, J.B.....	1976-79
BROWN, Mark.....	1979
BROWN, Todd.....	1992
BRYANT, Justin.....	2010-12
BRYANT, Norman.....	1987
BRYANT, Ted.....	2005-07
BUENTELLO, Niko.....	2016
BURBANK, Bill.....	1955
BURGREEN, Jackson.....	2013-16
BURKETT, Jackie.....	1957-59
BURNHAM, Brett.....	2000-01
BURNS, Tanner.....	2018-19
BURNSIDE, Paul.....	2006-09
BURROUGHS, Steve.....	1986-88
BURTON, Peter.....	1978
BUSH, Garrett.....	2010
BUTLER, Greg.....	1971-73
BUTLER, Ron.....	1987
BUTTS, Brett.....	2006-07

## • C-C-C •

CALDWELL, Tony.....	2008-11
CAMACHO, Christian.....	2017
CAMERON, Bill.....	1971-72
CAMERON, Scott.....	2005
CAMP, Harvey.....	1950-51
CAMP, Justin.....	2013-16
CARDENAS, Gordon.....	2016
CARDWELL, Grant.....	2005-06
CARLAN, Charlie.....	1957-59
CARTER, Reid.....	2013
CARTER, Tommy.....	1989-91
CASON, Tommy.....	1969-70
CATCHINGS, Ben.....	1959-61
CAUTHEN, Dave.....	1955
CAWTHORNE, Bill.....	1957-58
CHABOT, Kevin.....	1993-96
CHAMBERS, Jerry Joe.....	1983
CHAPMAN, Bruce.....	1980
CHAPMAN, Mark.....	1984-87
CHILDERS, Steve.....	1981-84
CHRISTIAN, Bill.....	1950
CHRISTIAN, Justin.....	2001
CHRISTOPHER, Chris.....	1991-93
CHWALIK, Jay.....	1977
CIMO, Tanner.....	2012-13
CLARK, Kirby.....	1995-96
CLARK, Ryan.....	2005
CLAYTON, Ken.....	2002
CLEMENTS, Barry.....	1981-82
CLEMENTS, Robby.....	2014-15
COBB, Joe.....	1953
COCHRAN-GILL, Trey.....	2012-13
COKER, Calvin.....	2017-18
COLE, Jimmy.....	1950
COLEMAN, Travis.....	2005-06
COLLINS, Gene.....	1967-69
COLLINS, Ricky.....	1996
COMER, Don.....	1968
CONSTAN, Phil.....	1980-82
COOPER, Garrett.....	2012-13
COPE, Curt.....	1973-76
COPPINGER, Ty.....	1967-69
CORBIN, Ted.....	1990-91
COTTRELL, Al.....	1979
COUNTRYMAN, Rick.....	1967-68
COX, Ray.....	1966-67
CRAFT, Tony.....	1972-73
CRAFT, Ben.....	2015

CRAWFORD, Evan.....	2006-08
CROUCH, Jack.....	1956-58
CROWE, J.D.....	2013
CROWNOVER, Derrick.....	1988-89
CRYSEL, Jimmy.....	1963-65
CUNNINGHAM, David.....	2008
CUNNINGHAM, Jim.....	1983
CURLEE, Jack.....	1941-43
CURTIS, Terry.....	1971-73

## • D-D-D •

DAILEY, Gary.....	1972-75
DANIEL, Davis.....	2017-18
DANIEL, Harry.....	1959-60
DAVIDSON, Rick.....	1989
DAVIS, Bo.....	1959, '61
DAVIS, Bill.....	1982-83
DAVIS, Conor.....	2017-19
DAVIS, Joe.....	1952-54
DAVIS, Kevin.....	2014-15
DAYTON, Grant.....	2008-10
DEAN, Jake.....	1992-93
DEAN, Ray.....	1950-51
DEAN, Russ.....	1973-75
DEARTH, Tucker.....	1996-97, '99
DECKER, Bo.....	2015, '17
DEDRICK, Terrance.....	2013-14
DEESE, Kyler.....	2015-16
DEMPSEY, Ken.....	1969-71
DEMPSEY, Larry.....	1961-63
DENNIS, Chris.....	2003-04, '06-07
DERISO, Phil.....	1978-81
DICKEY, Doug.....	1953-55
DILKS, Ed.....	1986-88
DIXON, Russell.....	2005-06
DOLLAR, Rodney.....	1981-82
DOLES, Harry.....	1964-66
DOLSON, Ben.....	1953-55
DONALDSON, Don.....	1969-70
DONALDSON, Duke.....	1985
DONALDSON, Josh.....	2005-07
DOUGLAS, Jim.....	1959-61
DOUGHTERY, Mike.....	1986
DREADEN, Tom.....	1987
DUART, Fred.....	1951
DUEITT, Cory.....	2001-04
DUFFNER, David.....	1973-76
DUKE, Mitch.....	1991, '93
DUKE, Pat.....	1956-58
DUMAS, Henry.....	1957-58
DUNHAM, Patrick.....	1997
DUNN, Casey.....	1996-99

## • E-E-E •

EATON, Jarrett.....	2019
EBERT, Jordan.....	2013-16
EDGE, Tim.....	1988-90
EDWARDS, Bruce.....	2005-07
EISENACHER, Rick.....	1969-71
ELLIS, Frank.....	1934
ELMORE, Verdo.....	1950
EMBLEAU, Scott.....	1983
ERWIN, Mugs.....	1934
ESTES, Jay.....	2017-18
ETHEREDGE, Josh.....	1995-98
ETHEREDGE, Judson.....	1990
EVANS, Cade.....	2018

## • F-F-F •

FAULKNER, Scott.....	2005
FAULKNER, Todd.....	1998-01
FELIX, Mike.....	2004-05
FERRY, Mike.....	1988-90
FINLAYSON, Hubert.....	1949-50
FINNEY, Reuben.....	1953-55
FITTS, Richard.....	2019
FLAGLER, Andy.....	1989-90
FLEMMING, Billy.....	1949-50
FLETCHER, Brian.....	2008-10
FOSTER, Jonathan.....	2016
FOSTER, Paul.....	1983-86
FOWLER, Paul.....	1980
FOWLER, Wayne.....	1961-63
FOXWELL, Steve.....	1972
FRADEJAS, Justin.....	2010-11
FRAZIER, Marc.....	2016
FRAZIER, Mike.....	1976-77
FREDERICK, Rex.....	1957-59
FRIEND, DeWayne.....	1983-84
FROMAN, Russ.....	1985
FRYER, Frank.....	1964-66
FUCCI, Bo.....	1977-79
FUCCI, Dom.....	1976-79
FULLER, Brooks.....	2019
FULLER, Mark.....	1989-92

## • G-G-G •

GAINOUS, Trey.....	1985-87
GALLAGHER, Garry.....	1988-89
GAMACHE, Dan.....	2009-11
GAMBLE, Sean.....	2002-04
GARRISON, Bob.....	1961
GATEWOOD, George.....	1987
GEORGE, Gerald.....	1957-59
GERALDS, Tandy.....	1962-64
GILBERT, Charlie.....	1949-51
GILBERT, Porter.....	1959, '61-62
GILBERT, Reggie.....	1963, '65-66
GILCREASE, Doug.....	1980-82
GILLIKIN, Sam.....	2013-15, '17
GILMER, Wes.....	2008-11
GILMORE, Dan.....	1950
GIVENS, Don.....	1979
GLAVINE, Peyton.....	2018-19
GLEVENYAK, Dan.....	2012-14
GLIEMMO, Hayden.....	1998-01
GOBER, Todd.....	1995
GOLDEN, Greg.....	1967-68
GONZALEZ, Jay.....	2011-12
GRANT, George.....	1921-22
GRAY, Kyle.....	2019
GRAY, Melvin.....	2015-16
GREENHILL, Cody.....	2018-19
GREINKE, Luke.....	2006-08
GRIER, Anfernee.....	2014-16
GROOMS, Matt.....	2002
GROSS, Gabe.....	1999-01
GROTE, Jeff.....	1982-83
GURROSKY, Scott.....	1990

## • H-H-H •

HAECKER, Damon.....	2014-17
HAEFNER, Joe.....	1969, '71-72
HAHN, Dick.....	1949
HAIRE, Dink.....	1963-65
HALL, Bart.....	1975
HALL, Chase.....	2019



LETTERWINNERS (1949-PRESENT)

Table listing letterwinners from HALL, Matt to HUTCHISON, Mark with years.

• I-I-I •

Table listing letterwinners: INGALLS, Kyle; INGRAM, Dylan.

• J-J-J •

Table listing letterwinners from JACKSON, Bo to JOHNSON, Terry.

Table listing letterwinners from JOHNSTON to JULIEN, Edouard.

• K-K-K •

Table listing letterwinners from KAIN, Larry to KRONFELD, Turner.

• L-L-L •

Table listing letterwinners from LANIER, L.F. to LORINO, Tommy.

Table listing letterwinners: LOWE, Martin; LOWE, Q.V.; LUCKIE, Cory; LUNA, Brandon; LUNDSTROM, Jay.

• M-M-M •

Table listing letterwinners from MACRORY, Rob to MORRIS, Tex.

Table listing letterwinners from MORRISON, Chris to MURPHY, Sonny.

• N-N-N •

Table listing letterwinners from NAGEL, Bob to NULPH, Cody.

• O-O-O •

Table listing letterwinners from O'BARR, Bill to OZMANT, Wayne.

• P-P-P •

Table listing letterwinners from PAIR, Doyle to POLSTON, Alex.







# LETTERWINNERS (1949-PRESENT)

POWELL, Jeff .....	1989-90
POWELL, John .....	1990-94
POWELL, Jimmy .....	1953-56
PRATT, Scott .....	1998
PRATT, Trent .....	2001-02
PREBLE, Clark .....	1988-89
PRESCOTT, Trey .....	2005
PRICE, Dexter .....	2009-10
PYBURN, Jim .....	1953-55
PYLE, George .....	1953

• R-R-R •

RAMSEY, Jack .....	1953-55
RANCONT, Pete .....	1970-71
RANDAZZA, Greg .....	1988
RASBERRY, Jonathan .....	2006
RAY, Bradley .....	2008-09
RAY, Sean .....	2008-11
REA, Steve .....	1973-76
REGISTER, Steven .....	2003-04
REID .....	1952
REIF, Derek .....	1997-99
RENFROE, Steve .....	1977-80
RENNER, Scott .....	1987-88-89, '91
RENTZ, Dalton .....	2015
RHODES, Bob .....	1979
RICH, Dominic .....	1998-00
RICKS, Russell .....	1982-83
ROBERSON, Billy Ray .....	1953, '56-57
ROBERT, Daniel .....	2014-17
ROBERTS, Quineth .....	1958
ROBINSON, Keith .....	1985
ROBINSON, Robbie .....	1959
ROBISON, Vince .....	1951
RODENHIZER, Sam .....	1972-74
RODRIGUEZ, Octavio .....	2016
ROGAN, Tom .....	1977
ROGERS .....	1952
ROJAS, Mike .....	2017-18
ROLLIN, Danny .....	1977
RONEY, Reid .....	1981
RONEY, Scott .....	1978-80
ROSENWALD, Matt .....	2005
ROSS, David .....	1996-97
ROSSI, Phil .....	2010
ROWELL, Tim .....	1978-79
RUCH, Dallan .....	1994-96
RUCKER, Jack .....	1949, '51
RUCKER, Rock .....	2013
RUSH, Chuck .....	1971-73
RUSHING, Rondey .....	1977-80
RUSSELL, Erskine .....	1949
RUSSELL, Hamp .....	1971
RYERSON, Jim .....	1986-87

• S-S-S •

SAIA, Paul .....	1975
SAIN, Derek .....	2003-06
SANDERS, Frank .....	1994
SANDERS, Joseph .....	2007-09
SARMIENTO, Steve .....	1985
SAUCEDA, Marc .....	1981-82
SAVAGE, Morris .....	1957-59
SAVAGE, Patrick .....	2010-13
SAYERS, Mark .....	1984-86
SCHADE, Scott .....	2001-02
SCHARDT, Mitch .....	1995
SCHIEFFLER, Matt .....	2019
SCHILLECI, Blake .....	2018-19
SCHOENING, Brent .....	1997-99

SCHREMSHER, Bob .....	1962
SCHROLL, Greg .....	1979
SCHUERHOLZ, Jonathan .....	2000-02
SCHULTZ, Matt .....	2013
SEAMAN, Richard .....	1962-63
SELF, Mitchell .....	2010-13
SENN, Brian .....	1991-92
SENN, Chris .....	1983-84
SHACKELFORD, Duke .....	1964
SHAFFER, John .....	1968-69
SHAFFER, J.J. .....	2014-17
SHALOUB, Rob .....	1988
SHANKS, Cliff .....	1993
SHAREK, Vic .....	1973-74
SHARPE, Monty .....	1964-65
SHELL, Alton .....	1955-56
SHEPHERD, Scott .....	1991
SHERIDAN, Tim .....	1991
SHIFFLET, Mark .....	1978-81
SHIRLEY, Craig .....	2013
SHIRLEY, Jim .....	1958-61
SHOOP, Lynn .....	2001
SHORE, Jared .....	2004-05
SHORR, Adam .....	1989
SHORT, Connor .....	2014
SHUGART, Kim .....	1972-74
SHUMAN, Bennett .....	1971-73
SHUMAN, Scott .....	2007-09
SIMMONS, George .....	1967-68
SIMMONS, Johnny .....	1972
SIMPSON, Creede .....	2010-12
SIWA, Joe .....	1987, '89
SIWA, Ron .....	1986
SKINNER, Andrew .....	2001-02
SKINNER, Eric .....	2007-08
SKINNER, Kent .....	1976
SKIPPER, Carson .....	2019
SLATER, Andrew .....	1999-00
SLOCUM, Jake .....	2005
SMITH, Charlie .....	1984-87
SMITH, Dylan .....	2013-15
SMITH, Gary .....	1981-82, 84
SMITH, Jarred .....	2012
SMITH, Mark .....	1990
SMITH, Ross .....	2007
SMITH, Russell .....	1981-83
SMITH, Slade .....	2010-12
SMITH, Tommy .....	1967
SMITH, Tracy .....	1991
SNOW, Ernie .....	1950, '52-53
SNOW, Henry .....	1951
SORRELL, Robert .....	1979-82
SPRAGUE, Ben .....	2004-05
SPRINKLE, Daniel .....	2016-17
SPEIGNER, Brent .....	2000
SPEIGNER, Levale .....	2000-03
SPIVEY, Ben .....	1976-77
SPRUILL, Dustin .....	2007
STACEY, Adam .....	2005
STANLEY, Ryan .....	2006-07
STAPLETON, Josh .....	2006
STAUB, Eddie .....	1974, '76
STERLING, Joe .....	1949-50
STRAITON, Johnny .....	1966-68
STRICKLAND, Bill .....	1974
STRINGER, Philip .....	2005-07
STURKIE, Henry .....	1955
SULLIVAN, Adam .....	1996-97
SULLIVAN, David .....	1974-77
SULLIVAN, Josh .....	2004-05
SULLIVAN, Scott .....	1991-93
SUNSERI, Dean .....	1983

SUSCE, Paul .....	1953-56
SWAIM, Mike .....	1981-82
SVETLAY, Vic .....	1961-63
SWIDERSKI, Jim .....	1978, '80
SWORDSWA, Gordon .....	1955-56

• T-T-T •

TACKETT, Hunter .....	2015
TATE, Stuart .....	1983-84
TAYLOR, Danny .....	1974-75
TELLA, Ryan .....	2012-14
THOMAS, Clete .....	2003-05
THOMAS, Donnie .....	1983-84
THOMAS, Frank .....	1987-89
THOMAS, Will .....	2005
THOMPSON, Johnny .....	2006-07
THOMPSON, Keegan .....	2014-15, '17
THOMPSON, Taylor .....	2007-09
THOMPSON, Will .....	2015
THORNLEY, Tim .....	1977
TIDWELL, Travis .....	1949
TIDWELL, Ray .....	1969-70
TILLERY, Scott .....	1983-86
TISDALE, John .....	1950
TODD, Jonah .....	2017
TODD, Josh .....	2002
TOKASEY, Matthew .....	1978
TOMEY, Mickey .....	1989-92
TOMSCHA, Damek .....	2013-14
TRAGESER, John .....	1976-77
TUBBS, Howell .....	1953-56
TUBERVILLE, Bill .....	1963, '65
TUCKER, Bill .....	1950
TUCKER, Ken .....	1961
TUTT, Johnny .....	1980-81
TYLER, John .....	1999-2000, '02

• V-V-V •

VAN YPEREN, Jack .....	1971-73
VARNADORE, Derek .....	2011-12
VEAL, Brannen .....	1991-92
VEAL, Inman .....	1952
VENTER, Brendan .....	2018
VINES, Doug .....	2002
VINES, Tim .....	1986
VISINTAINER, Pat .....	1983-84

• W-W-W •

WACKER, Cullen .....	2011-13
WADE, Garrett .....	2019
WADE, Jay .....	2011-14
WAGGONER, Jay .....	1992-95
WALKER, Brian .....	1993
WALKER, Russ .....	1968-70
WALL, Hindman .....	1956
WALLEN, Ethan .....	2011-12
WALLER, Matt .....	1972-75
WALLEY, Jim .....	1951-53
WALLACE, Rodney .....	1967-69
WALSH, Buz .....	1975
WANDALL, Chad .....	1996-97, '99
WARD, Bill .....	1955
WARD, Judd .....	2018-19
WARNER, Devin .....	2019
WARREN, Rob .....	1993
WARREN, Wick .....	1968-69
WATSON, Ryan .....	2017-19
WATTS, Tommy .....	1957-58
WEBB, Bert .....	1960

WEBB, Dick .....	1949-51
WEEKS, Mark .....	1995-96
WEINGARTEN, Dan .....	1977-80
WELLS, Ralph .....	1965-66
WEST, Bill .....	1981
WEST, Kris .....	2008-09
WESTBROOK, Sam .....	1934
WHEELER, George .....	1972
WHIGHAM, Byrd .....	1954-55
WHITE, Bruce .....	1959
WHITE, Ethan .....	1987-88
WHITE, Gayden .....	1961-63
WHITE, Lee .....	2005
WHITESSELL, Jack .....	1986
THOMAS, Ed .....	1949
WHITTAKER, Mack .....	1959-61
WHITTENBURG, Russell .....	1993-96
WIEHE, Raymond .....	1983
WIGGINS, Peter .....	2006
WILCOXSON, William .....	1934
WILKS, Darryl .....	1980, '82
WILLIAMS, Horace .....	1957, '59
WILLIAMS, Steven .....	2018-19
WILLIAMS, Tim .....	1977-78
WILLIAMSON, Chase .....	2012-13
WILLIAMSON, J.T. .....	2004
WILSON, Darryl .....	1964
WILSON, Rock .....	1984-87
WILSON, Stuart .....	1976
WIMBERLY, Mark .....	1976-77
WINGARD, Lee .....	1954-55
WINGENTER, Trey .....	2013-15
WOLEY, Rankin .....	2019
WOMACK, Dennis .....	1968-69
WOOD, Eric .....	1998
WOOD, Richard .....	1957
WOODALL, Bryan .....	2006-08
WOODS, Joe .....	1959-60
WOODWARD, Finley .....	1995-97
WOOTTON, Patrick .....	1997
WRIGHT, Brett .....	2018
WYATT, David .....	1980

• Y-Y-Y •

YARBROUGH, Izaac .....	2015-16
YERBY, Ward .....	1982-83
YOUNG, Guy .....	1954-56
YOUNGBLOOD, Tommy .....	1987-90

• Z-Z-Z •

ZANTHOS, Joseph .....	1998-99
ZARBNISKY, Daryl .....	1984