

# SEC AND NCAA TOURNAMENT

## *In This Section . . .*

The Southeastern Conference . . . . .	134
2008 SEC Tournament Results/Awards . . . . .	135
2007-08 SEC Individual Statistics . . . . .	136
2007-08 SEC Team Statistics . . . . .	137
All-Time SEC Standings . . . . .	138
SEC Awards . . . . .	139
SEC Tournament History . . . . .	140
SEC Tournament Records . . . . .	141
SEC Tournament Champions . . . . .	142
SEC Regular-Season Champions . . . . .	143
NCAA Tournament History . . . . .	144
NCAA Tournament Results . . . . .	145
NCAA Tournament Records . . . . .	146
NCAA Tournament Statistics . . . . .	147
Auburn in the Final Four . . . . .	148
All-Time AP Rankings . . . . .	149-150



**SEC By The Numbers**

• The SEC has posted impressive non-conference records in the last decade. The SEC compiled a 156-46 (.723) non-conference record during the 2007-08 season.

• Since the 1990 season, the SEC has compiled a 2613-746 (.778) record against other conferences. The league has recorded 150+ wins during eight seasons and has never recorded a non-conference winning percentage below .723.

• SEC teams have earned appearances in 25 of 27 NCAA Final Fours, an accomplishment unmatched by any other league.

• Overall, SEC squads have filled 34 of the 108 Final Four berths, including having two Final Four teams in 1988 (Auburn, Tennessee), 1989 (Auburn, Tennessee), 1995 (Georgia, Tennessee), 1996 (Georgia, Tennessee), 1998 (Arkansas, Tennessee), 2004 (LSU, Tennessee), 2005 (LSU, Tennessee), 2007 (LSU, Tennessee) and 2008 (LSU, Tennessee).

• SEC teams have made 18 appearances in a nation-high 16 NCAA Championship games, winning eight NCAA Championships (Tennessee: 1987, 1989, 1991, 1996, 1997, 1998, 2007 and 2008).

• The league also had the distinction of providing both national finalists twice in its history in 1996 (Tennessee 83, Georgia 65) and in 1989 (Tennessee 76, Auburn 60).

• SEC teams have won 312 NCAA Tournament games against 155 losses (.668) for an average of 11.6 NCAA wins per year.

• In addition, all 12 current members have appeared in the NCAA Tournament.

• The SEC has paced the pack in NCAA tournament bids 21 times in its 27-year history.

• The SEC was the first league to ever have eight teams invited to the NCAA Tournament, doing so in 1999 and 2002.

• The SEC was also the first league to ever have seven teams invited to the NCAA Tournament and earned this honor a leading seven times (1986, 1991, 1995, 1996, 1997, 2003, 2004).

• The SEC is one of a handful of leagues to have won three national tournament titles with eight NCAA, two WNIT and three NWIT. Along with the eight NCAA championships won by Tennessee, Arkansas (1999) and Auburn (2003) captured the current Women's NIT titles. But the first-ever SEC national title belongs to Georgia, winners of the 1981 NWIT which predates the current NCAA tournament. LSU (1985) and Kentucky (1990) each won NWIT titles. Both Arkansas (1987) and South Carolina (1979) won the WNIT as members of their previous conferences.

• In 2003, Auburn won the WNIT title with wins over South Alabama, Florida State, Richmond, Creighton and Baylor. In 1999, the Arkansas Razorbacks defeated Wisconsin 76-64 to claim the SEC's first WNIT championship.

• In 1981, Georgia defeated Pittsburg, California and Arizona State (in OT) to capture the NWIT Championship, the first-ever national championship of any kind for the SEC in women's basketball.

**Individual Honors**

• The SEC has had 55 student-athletes named as a First-Team All-America selection. Those 55 have been named a total of 82 times since the 1982-83 season (first year of SEC sponsorship).

• All-Americans were first named in women's basketball in 1975. Since that time, league schools have had 63 players named first-team a total of 94 times.

• The league has had six Honda Sports Awards winners in Katrina McClain, Georgia (1987); Bridgette Gordon, Tennessee (1989); Chamique Holdsclaw, Tennessee (1997 and 1998); and Candace Parker, Tennessee (2007 and 2008).

• Tennessee's Chamique Holdsclaw was named the winner of the Honda-Broderick Cup, as the Collegiate Woman Athlete of the Year, in 1998.

• Seven Naismith Player of the Year winners have come from the SEC. They include Saudia Roundtree, Georgia (1996), Chamique Holdsclaw, Tennessee (1998 and 1999), Tamika Catchings, Tennessee (2000), Seimone Augustus, LSU (2005 and 2006) and Candace Parker, Tennessee (2008).

• SEC teams have provided 130 All-Region performers, including 28 Most Outstanding Players.

• Over the past 27-years, 38 Final Four All-Tournament Team members have come from SEC schools.

• In 1996, the entire all-tournament team was made up of SEC players.

• Nine NCAA Post-Graduate Scholarship winners and 28 Academic All-Americans hail from the SEC.

**SEC In The Pros**

• The Southeastern Conference has more players on 2008 opening day WNBA players as any other league. All told, 39 former SEC stars made WNBA rosters. The Big East was second with 28 players, followed by the ACC with 18, the Big 12 and Big Ten with 16 and the PAC 10 with 12.

• In this year's WNBA draft, a total of 10 SEC women's basketball players were taken, including the league's fifth overall #1 pick.

• Since the inaugural WNBA draft in 1997, the SEC has had 99 former players drafted for the professional league.

**SEC In USA Basketball**

• SEC schools have produced 35 Olympians since 1976, with 31 coming since the SEC began sponsoring women's basketball.

- 1976 - Cindy Brogdon, Tennessee; Patricia Roberts, Tennessee
- 1980 - Jill Rankin, Tennessee; Holly Warlick, Tennessee
- 1984 - Teresa Edwards, Georgia; Lea Henry, Tennessee; Cindy Noble, Tennessee
- 1988 - Teresa Edwards, Georgia; Katrina McClain, Georgia; Jennifer Gillom, Ole Miss; Bridgette Gordon, Tennessee
- 1992 - Carolyn Jones, Auburn; Vickie Orr, Auburn; Tammy Jackson, Florida; Teresa Edwards, Georgia; Katrina McClain, Georgia; Daedra Charles, Tennessee
- 1996 - Ruthie Bolton, Auburn; Teresa Edwards, Georgia; Katrina McClain, Georgia; Nikki McCray, Tennessee; Carla McGhee, Tennessee
- 2000 - Ruthie Bolton-Holifield, Auburn; Teresa Edwards, Georgia; Chamique Holdsclaw, Tennessee; Nikki McCray, Tennessee; DeLisha Milton, Florida
- 2004 - Tamika Catchings, Tennessee; Shannon Johnson, South Carolina
- 2008 - Seimone Augustus, LSU; Tamika Catchings, Tennessee; Sylvia Fowles, LSU; ; Kara Lawson, Tennessee; DeLisha Milton-Jones, Florida; Candace Parker, Tennessee

• In addition, 36 players have been part of a Women's National Team and 30 have been on a Women's World Championship Team roster.

• While at an SEC school, eleven head coaches have been named to coach, as an assistant or head coach, for USA Basketball teams.

**Dominance In the Polls**

• Since the SEC began to sponsor women's basketball in 1982, it has failed only twice to place at least four members in each of the final polls (the USA Today/ESPN poll began in 1986).

• Last season, the SEC had three in the final AP poll and four in the final coaches poll.

• In terms of rankings, the SEC has the richest history of any conference in the nation, boasting more poll appearances than any other.

• Since the 1982 season, SEC teams have been ranked 477 consecutive weeks in the AP Poll.

• League teams have been ranked 2,442 times, including 1,228 Top 10 appearances and 707 Top 5 appearances.

• SEC teams can also boost of 136 No. 1 rankings in the AP Poll.

• The league has had the top three teams in the AP Poll twice. In week three in 2005 and in week eight in 1989.

• A nation-leading eight SEC teams were ranked at one point in the AP and CNN/USA Today Top 25 polls during the 1995-96 season. The league mirrored that feat during the 1996-97 season.

**NCAA Numbers do the Talking ...**

<b>NCAA Appearances</b>	ACC . . . . .2	Sun Belt . . . . .64
SEC . . . . .163	Pac-10 . . . . .2	Atlantic 10 . . . . .50
ACC . . . . .122	Independents . . . . .1	Independents . . . . .32
Big Ten . . . . .101	Sun Belt . . . . .1	
Big East . . . . .94	Big Ten . . . . .1	
Pac-10 . . . . .86	Big 12 . . . . .1	
Big 12 . . . . .71		
Atlantic 10 . . . . .63	<b>NCAA Tournament</b>	
C-USA . . . . .42	<b>Wins</b>	
Sun Belt . . . . .42	SEC . . . . .312	
MVC . . . . .36	ACC . . . . .177	
	Big East . . . . .153	
	Big Ten . . . . .128	
	Pac-10 . . . . .107	
	Big 12 . . . . .95	
<b>NCAA Titles</b>		
SEC . . . . .8		
Big East . . . . .6		
		<b>Final Four Appearances</b>
		SEC . . . . .34
		ACC . . . . .14
		Big East . . . . .13
		Sun Belt . . . . .8
		Big Ten . . . . .8
		Pac-10 . . . . .7
		Independents . . . . .6
		Big 12 . . . . .3
		Colonial . . . . .1



2007-08 Final SEC Standings

Team	SEC	Pct.	Home	Away	All	Pct.	Home	Away	Neutral	Postseason
LSU*	14-0	1.000	7-0	7-0	31-6	.838	14-1	11-3	6-2	NCAA Final Four
Tennessee ^!	13-1	.929	6-1	7-0	36-2	.947	14-1	13-1	9-0	NCAA Champion
Vanderbilt	11-3	.786	6-1	5-2	25-9	.735	13-3	8-4	4-2	NCAA Elite Eight
Kentucky	8-6	.571	4-3	4-3	17-16	.515	10-8	5-5	2-3	WNIT Quarterfinals
Georgia	8-6	.574	4-3	4-3	23-10	.697	13-3	5-5	5-2	NCAA Second Round
Auburn	7-7	.500	5-2	2-5	20-12	.625	9-3	7-7	4-2	NCAA First Round
Florida	6-8	.429	3-4	3-4	19-14	.576	14-5	4-8	1-1	WNIT Third Round
Ole Miss	6-8	.429	5-2	1-6	13-16	.448	10-3	2-10	1-3	
Mississippi State	4-10	.286	3-4	1-6	16-15	.516	11-5	5-7	0-3	WNIT Second Round
South Carolina	4-10	.286	2-4	1-7	16-16	.500	12-5	4-9	0-2	WNIT Second Round
Arkansas	2-12	.143	1-6	1-6	17-13	.567	10-6	2-6	5-1	
Alabama	1-13	.071	1-6	0-7	8-22	.267	6-10	1-10	1-2	

\* SEC Regular Season Champion  
 ^ SEC Tournament Champion  
 ! NCAA Champion

2007-08 SEC Conference Tournament Results  
 Sommet Center (Nashville, Tenn.)

First Round - March 6 (Thursday)

Game 1 - #8 Ole Miss 54, #9 Mississippi State 49  
 Game 2 - #7 Florida 71, #10 South Carolina 57  
 Game 3 - #5 Georgia 71, #12 Alabama 62  
 Game 4 - #6 Auburn 73, #11 Arkansas 51

Second Round - March 7 (Friday)

Game 5 - #1 LSU 80, #8 Ole Miss 36  
 Game 6 - #2 Tennessee 92, #7 Florida 61  
 Game 7 - #4 Kentucky 57, #5 Georgia 50  
 Game 8 - #3 Vanderbilt 49, #6 Auburn 44

Semifinals - March 8 (Saturday)

Game 9 - #1 LSU 66, #4 Kentucky 49  
 Game 10 - #2 Tennessee 63, #3 Vanderbilt 48

Finals - March 9 (Sunday)

Game 11 - #2 Tennessee 61, #1 LSU 55

First Team All-SEC

DeWanna Bonner, Auburn

Quianna Chaney, LSU  
 Marsha Dotson, Florida  
 Sylvia Fowles, LSU\*  
 Alexis Hornbuckle, Tennessee  
 Tasha Humphrey, Georgia  
 Candace Parker, Tennessee\*  
 Christina Wirth, Vanderbilt

Second Team All-SEC

Demetress Adams, South Carolina  
 Shannon Bobbitt, Tennessee  
 Sarah Elliott, Kentucky  
 Shawn Goff, Ole Miss  
 Ashley Houts, Georgia  
 Samantha Mahoney, Kentucky  
 Jennifer Risper, Vanderbilt  
 Erica White, LSU

All-Freshman

Angie Bjorklund, Tennessee\*  
 Victoria Dunlap, Kentucky\*  
 Mary Kathryn Govero, Mississippi State  
 Angela Puleo, Georgia  
 Jence Rhoads, Vanderbilt

Alli Smalley, Auburn

Amber Smith, Kentucky  
 Hannah Tuomi, Vanderbilt

Defensive Team

Demetress Adams, South Carolina  
 Sylvia Fowles, LSU\*  
 Alexis Hornbuckle, Tennessee  
 Jennifer Risper, Vanderbilt  
 Brittney Vaughn, Arkansas

Player of the Year

Sylvia Fowles, LSU

Coach of the Year

Van Chancellor, LSU

Freshman of the Year

Angie Bjorklund, Tennessee

Defensive Player of the Year

Sylvia Fowles, LSU

6th Woman of the Year

Jessica Mooney, Vanderbilt  
 Allison Hightower, LSU

Scholar Athlete

Chelsea Chowning, Kentucky

Associated Press All-SEC

First Team

DeWanna Bonner, Auburn

Quianna Chaney, LSU  
 Sylvia Fowles, LSU\*  
 Tasha Humphrey, Georgia  
 Candace Parker, Tennessee\*

Second Team

Demetress Adams, South Carolina  
 Shannon Bobbitt, Tennessee  
 Marsha Dotson, Florida  
 Shawn Goff, Ole Miss  
 Alexis Hornbuckle, Tennessee  
 Ashley Houts, Georgia  
 Erica White, LSU  
 Christina Wirth, Vanderbilt  
 Honorable Mention  
 Sarah Elliott, Kentucky  
**Sherell Hobbs, Auburn**  
 Samantha Mahoney, Kentucky  
 Jennifer Risper, Vanderbilt  
 Brittney Vaughn, Arkansas

Player of the Year

Sylvia Fowles, LSU

Coach of the Year

Van Chancellor, LSU

Newcomer of the Year

Angie Bjorklund, Tennessee

\* unanimous



**SCORING**

Player-Team	G	FG	3FG	FT	Pts	Avg/G
1. Candace Parker-UT	38	300	8	201	809	21.3
2. DeWanna Bonner-AU	31	195	13	168	571	18.4
3. Sylvia Fowles-LS	35	239	0	130	608	17.4
4. Tasha Humphrey-UG	33	190	34	138	552	16.7
5. Quianna Chaney-LS	37	198	93	45	534	14.4
6. Samantha Mahoney-UK	33	151	40	106	448	13.6
7. Depree Bowden-UF	33	170	55	47	442	13.4
8. Christina Wirth-VU	34	165	71	45	446	13.1
9. Jordan Jones-SC	32	140	97	42	419	13.1
10. Marsha Dotson-UF	33	161	0	110	432	13.1
11. Sherell Hobbs-AU	32	169	11	69	418	13.1
12. Shawn Goff-UM	29	148	0	81	377	13.0
13. Sha Brooks-UF	33	128	48	103	407	12.3
14. Tierney Jenkins-UA	30	140	1	73	354	11.8
15. Ashley Houts-UG	33	111	34	131	387	11.7
16. Alexis Rack-MS	31	112	82	51	357	11.5
17. Ayana Brereton-AR	30	137	26	44	344	11.5
18. Tysheka Grimes-MS	31	121	26	72	340	11.0
19. Demetress Adams-SC	32	139	0	71	349	10.9
20. Liz Sherwood-VU	34	163	0	42	368	10.8
21. Alli Smalley-AU	32	133	47	28	341	10.7
22. Brittney Vaughn-AR	30	108	28	74	318	10.6
23. Brionna Dickerson-SC	28	111	20	49	291	10.4
24. Sarah Elliott-UK	33	151	0	39	341	10.3
25. Whitney Jones-AR	30	122	1	63	308	10.3

**REBOUNDING**

Player-Team	G	OFF	DEF	TOT	Avg/G
1. Sylvia Fowles-LS	35	87	274	361	10.3
2. DeWanna Bonner-AU	31	88	223	311	10.0
3. Tasha Humphrey-UG	33	97	203	300	9.1
4. Demetress Adams-SC	32	94	192	286	8.9
5. Candace Parker-UT	38	87	235	322	8.5
6. Angel Robinson-UG	33	110	168	278	8.4
7. Carla Bartee-UM	29	75	158	233	8.0
8. Marsha Dotson-UF	33	113	149	262	7.9
9. Talisha Chandler-UA	26	66	124	190	7.3
10. Nicky Anosike-UT	38	124	153	277	7.3
11. Whitney Jones-AR	30	82	129	211	7.0
12. Victoria Dunlap-UK	33	72	156	228	6.9
13. Shawn Goff-UM	29	81	115	196	6.8
14. Tierney Jenkins-UA	30	82	118	200	6.7
15. Tysheka Grimes-MS	31	82	123	205	6.6
16. Jennifer Risper-VU	34	65	150	215	6.3
17. Ilona Burgrova-SC	32	64	135	199	6.2
18. Sharielle Smith-UF	31	56	130	186	6.0
19. Sarah Elliott-UK	33	75	120	195	5.9
20. Sherell Hobbs-AU	32	88	93	181	5.7

**FIELD GOAL PCT (Min. 3.0 made per game)**

Player-Team	G	FG	FGA	Pct
1. Sylvia Fowles-LS	35	239	409	.584
2. Candace Parker-UT	38	300	560	.536
3. Tasha Humphrey-UG	33	190	420	.452
4. DeWanna Bonner-AU	31	195	436	.447
5. Quianna Chaney-LS	37	198	467	.424
6. Depree Bowden-UF	33	170	402	.423
7. Sherell Hobbs-AU	32	169	406	.416
8. Shawn Goff-UM	29	148	363	.408

**ASSISTS**

Player-Team	G	Assists	Avg/G
1. Shantell Black-UM	29	146	5.03
2. Ashley Houts-UG	33	163	4.94
3. Marneshia Richard-MS	30	138	4.60
4. Erica White-LS	36	156	4.33
5. Brittney Vaughn-AR	30	128	4.27
6. Alexis Hornbuckle-UT	37	134	3.62
7. Samone Kennedy-SC	31	106	3.42
8. RaShonta LeBlanc-LS	37	126	3.41
9. Jence Rhoads-VU	34	114	3.35
10. Shannon Bobbitt-UT	38	125	3.29
11. Quianna Chaney-LS	37	121	3.27
12. Dedrea Magee-UA	30	98	3.27
13. Kayla Melson-UM	29	90	3.10
14. Alli Smalley-AU	32	89	2.78
15. Jennifer Risper-VU	34	93	2.74

**FREE THROW PCT (Min. 2.0 made per game)**

Player-Team	G	FTM	FTA	Pct
1. DeWanna Bonner-AU	31	168	207	.812
2. Sha Brooks-UF	33	103	129	.798
3. Ashley Houts-UG	33	131	165	.794
4. Tasha Humphrey-UG	33	138	176	.784
5. Jennifer Risper-VU	34	97	127	.764
6. Erica White-LS	36	90	118	.763
7. Candace Parker-UT	38	201	288	.698
8. Marsha Dotson-UF	33	110	162	.679
9. Samantha Mahoney-UK	33	106	161	.658
10. Imesia Jackson-MS	31	82	125	.656
11. Shawn Goff-UM	29	81	126	.643
12. Sylvia Fowles-LS	35	130	211	.616

**3-PT FIELD GOAL MADE**

Player-Team	G	3FG	Avg/G
1. Jordan Jones-SC	32	97	3.03
2. Alexis Rack-MS	31	82	2.65
3. Quianna Chaney-LS	37	93	2.51
4. Christina Wirth-VU	34	71	2.09
5. Shannon Bobbitt-UT	38	78	2.05
6. Merideth Marsh-VU	34	67	1.97
7. Angie Bjorklund-UT	38	68	1.79
8. Depree Bowden-UF	33	55	1.67
9. Angela Puleo-UG	33	54	1.64
10. Megan Darrah-UG	32	49	1.53
11. Elizabeth Robertson-UM	28	42	1.50
12. Alli Smalley-AU	32	47	1.47
13. Sha Brooks-UF	33	48	1.45
14. Lauren Lueders-VU	29	42	1.45
15. Charity Ford-AR	30	38	1.27

**3-PT FIELD GOAL PCT (Min. 2.0 made per game)**

Player-Team	G	3FG	FGA	Pct
1. Christina Wirth-VU	34	71	171	.415
2. Shannon Bobbitt-UT	38	78	195	.400
3. Jordan Jones-SC	32	97	243	.399
4. Quianna Chaney-LS	37	93	243	.383
5. Alexis Rack-MS	31	82	259	.317

**STEALS**

Player-Team	G	Steals	Avg/G
1. Alexis Hornbuckle-UT	37	104	2.81
2. Jennifer Risper-VU	34	91	2.68
3. Ashley Houts-UG	33	87	2.64
4. Sherell Hobbs-AU	32	77	2.41
5. Candace Parker-UT	38	88	2.32
6. Shantell Black-UM	29	66	2.28
7. RaShonta LeBlanc-LS	37	78	2.11
8. Marneshia Richard-MS	30	62	2.07
9. Depree Bowden-UF	33	68	2.06
10. Demetress Adams-SC	32	65	2.03
11. Brittney Vaughn-AR	30	58	1.93
12. Erica White-LS	36	69	1.92
13. DeWanna Bonner-AU	31	59	1.90
14. Sha Brooks-UF	33	62	1.88
15. Tierney Jenkins-UA	30	53	1.77

**BLOCKS**

Player-Team	G	Blocks	Avg/G
1. Candace Parker-UT	38	90	2.37
2. Shawn Goff-UM	29	67	2.31
3. Sylvia Fowles-LS	35	69	1.97
4. Aneika Henry-UF	33	63	1.91
5. Lakesha Tolliver-SC	26	47	1.81
6. Demetress Adams-SC	32	55	1.72
7. Sarah Elliott-UK	33	56	1.70
8. Angel Robinson-UG	33	51	1.55
9. Jordan Greenleaf-AU	31	40	1.29
10. DeWanna Bonner-AU	31	37	1.19
11. Liz Sherwood-VU	34	40	1.18
12. Ilona Burgrova-SC	32	37	1.16
13. Ayana Brereton-AR	30	33	1.10
14. Tasha Humphrey-UG	33	36	1.09
15. Nicky Anosike-UT	38	40	1.05

**OFFENSIVE REBOUNDS**

Player-Team	G	No.	Avg/G
1. Marsha Dotson-UF	33	113	3.42
2. Angel Robinson-UG	33	110	3.33
3. Nicky Anosike-UT	38	124	3.26
4. Jordan Greenleaf-AU	31	96	3.10
5. Tasha Humphrey-UG	33	97	2.94
6. Demetress Adams-SC	32	94	2.94
7. DeWanna Bonner-AU	31	88	2.84
8. Shawn Goff-UM	29	81	2.79
9. Sherell Hobbs-AU	32	88	2.75
10. Tierney Jenkins-UA	30	82	2.73
Whitney Jones-AR	30	82	2.73
12. Tysheka Grimes-MS	31	82	2.65
13. Carla Bartee-UM	29	75	2.59
14. Talisha Chandler-UA	26	66	2.54
15. Imesia Jackson-MS	31	78	2.52

**DEFENSIVE REBOUNDS**

Player-Team	G	No.	Avg/G
1. Sylvia Fowles-LS	35	274	7.83
2. DeWanna Bonner-AU	31	223	7.19
3. Candace Parker-UT	38	235	6.18
4. Tasha Humphrey-UG	33	203	6.15
5. Demetress Adams-SC	32	192	6.00
6. Carla Bartee-UM	29	158	5.45
7. Angel Robinson-UG	33	168	5.09
8. Talisha Chandler-UA	26	124	4.77
9. Victoria Dunlap-UK	33	156	4.73
10. Marsha Dotson-UF	33	149	4.52
11. Jennifer Risper-VU	34	150	4.41
12. Whitney Jones-AR	30	129	4.30
13. Ilona Burgrova-SC	32	135	4.22
14. Sharielle Smith-UF	31	130	4.19
15. Nicky Anosike-UT	38	153	4.03



**SCORING OFFENSE**

Team	G	W-L	Pts	Avg/G
1. Tennessee	38	36-2	2916	76.7
2. Vanderbilt	34	25-9	2416	71.1
3. LSU	37	31-6	2561	69.2
4. Georgia	33	23-10	2282	69.2
<b>5. Auburn</b>	<b>32</b>	<b>20-12</b>	<b>2211</b>	<b>69.1</b>
6. Florida	33	19-14	2257	68.4
7. Miss. State	31	16-15	2051	66.2
8. S. Carolina	32	16-16	2100	65.6
9. Arkansas	30	17-13	1968	65.6
10. Ole Miss	29	13-16	1874	64.6
11. Kentucky	33	17-16	2024	61.3
12. Alabama	30	8-22	1646	54.9

**SCORING DEFENSE**

Team	G	Pts	Avg/G
1. LSU	37	1849	50.0
2. Vanderbilt	34	1926	56.6
3. Tennessee	38	2229	58.7
4. Georgia	33	1956	59.3
<b>5. Auburn</b>	<b>32</b>	<b>1910</b>	<b>59.7</b>
6. Miss. State	31	1924	62.1
7. Arkansas	30	1876	62.5
8. Kentucky	33	2065	62.6
9. S. Carolina	32	2016	63.0
10. Alabama	30	1953	65.1
11. Ole Miss	29	1952	67.3
12. Florida	33	2287	69.3

**SCORING MARGIN**

Team	G	OFF	DEF	Margin
1. LSU	37	69.2	50.0	+19.2
2. Tennessee	38	76.7	58.7	+18.1
3. Vanderbilt	34	71.1	56.6	+14.4
4. Georgia	33	69.2	59.3	+9.9
<b>5. Auburn</b>	<b>32</b>	<b>69.1</b>	<b>59.7</b>	<b>+9.4</b>
6. Miss. State	31	66.2	62.1	+4.1
7. Arkansas	30	65.6	62.5	+3.1
8. S. Carolina	32	65.6	63.0	+2.6
9. Florida	33	68.4	69.3	-0.9
10. Kentucky	33	61.3	62.6	-1.2
11. Ole Miss	29	64.6	67.3	-2.7
12. Alabama	30	54.9	65.1	-10.2

**FIELD GOAL PERCENTAGES**

Team	G	FG	FGA	Pct
1. Vanderbilt	34	902	1937	.466
2. LSU	37	982	2175	.451
3. Tennessee	38	1083	2401	.451
4. Arkansas	30	741	1729	.429
<b>5. Auburn</b>	<b>32</b>	<b>821</b>	<b>1941</b>	<b>.423</b>
6. Georgia	33	800	1915	.418
7. S. Carolina	32	773	1857	.416
8. Florida	33	825	2029	.407
9. Ole Miss	29	695	1751	.397
10. Alabama	30	620	1588	.390
11. Miss. State	31	747	1973	.379
12. Kentucky	33	721	1908	.378

**FIELD GOAL PCT DEFENSE**

Team	G	FG	FGA	Pct
1. LSU	37	694	2037	.341
2. Vanderbilt	34	670	1825	.367
3. S. Carolina	32	724	1923	.376
4. Georgia	33	726	1916	.379
5. Kentucky	33	756	1970	.384
6. Tennessee	38	857	2226	.385
7. Arkansas	30	696	1783	.390
<b>8. Auburn</b>	<b>32</b>	<b>712</b>	<b>1817</b>	<b>.392</b>
9. Miss. State	31	686	1743	.394
10. Ole Miss	29	712	1783	.399
11. Alabama	30	706	1741	.406
12. Florida	33	877	2089	.420

**FREE THROW PERCENTAGES**

Team	G	FTM	FTA	Pct
1. Georgia	33	475	650	.731
<b>2. Auburn</b>	<b>32</b>	<b>449</b>	<b>633</b>	<b>.709</b>
3. Tennessee	38	513	730	.703
4. Arkansas	30	331	474	.698
5. Florida	33	428	613	.698
6. S. Carolina	32	392	579	.677
7. Miss. State	31	399	593	.673
8. Vanderbilt	34	394	590	.668
9. LSU	37	423	646	.655
10. Ole Miss	29	362	554	.653
11. Kentucky	33	458	714	.641
12. Alabama	30	308	496	.621

**3-PT FIELD GOAL PERCENTAGES**

Team	G	FG	FGA	Pct
1. Vanderbilt	34	218	572	.381
2. Tennessee	38	237	647	.366
3. LSU	37	174	491	.354
4. S. Carolina	32	162	464	.349
5. Georgia	33	207	626	.331
6. Ole Miss	29	122	372	.328
<b>7. Auburn</b>	<b>32</b>	<b>120</b>	<b>382</b>	<b>.314</b>
8. Arkansas	30	155	498	.311
9. Florida	33	179	585	.306
10. Kentucky	33	124	420	.295
11. Alabama	30	98	342	.287
12. Miss. State	31	158	557	.284

**3-PT FIELD GOALS MADE**

Team	G	3FG	Avg/G
1. Vanderbilt	34	218	6.41
2. Georgia	33	207	6.27
3. Tennessee	38	237	6.24
4. Florida	33	179	5.42
5. Arkansas	30	155	5.17
6. Miss. State	31	158	5.10
7. S. Carolina	32	162	5.06
8. LSU	37	174	4.70
9. Ole Miss	29	122	4.21
10. Kentucky	33	124	3.76
<b>11. Auburn</b>	<b>32</b>	<b>120</b>	<b>3.75</b>
12. Alabama	30	98	3.27

**3-PT FIELD GOAL PCT DEFENSE**

Team	G	FG	FGA	Pct
1. LSU	37	133	502	.265
2. Georgia	33	150	517	.290
3. Vanderbilt	34	161	551	.292
4. Miss. State	31	150	497	.302
5. S. Carolina	32	145	475	.305
6. Ole Miss	29	185	599	.309
7. Kentucky	33	143	460	.311
8. Tennessee	38	169	537	.315
9. Alabama	30	143	448	.319
<b>10. Auburn</b>	<b>32</b>	<b>153</b>	<b>473</b>	<b>.323</b>
11. Florida	33	189	565	.335

**REBOUNDING OFFENSE**

Team	G	Reb	Avg/G
1. Tennessee	38	1555	40.9
2. S. Carolina	32	1302	40.7
<b>3. Auburn</b>	<b>32</b>	<b>1289</b>	<b>40.3</b>
4. Georgia	33	1324	40.1
5. Kentucky	33	1319	40.0
6. Miss. State	31	1228	39.6
7. Florida	33	1300	39.4
8. Ole Miss	29	1132	39.0
9. Alabama	30	1141	38.0
10. LSU	37	1396	37.7
11. Arkansas	30	1113	37.1
12. Vanderbilt	34	1249	36.7

**REBOUNDING DEFENSE**

Team	G	Reb	Avg/G
1. Vanderbilt	34	1128	33.2
<b>2. Auburn</b>	<b>32</b>	<b>1103</b>	<b>34.5</b>
3. Alabama	30	1061	35.4
4. Tennessee	38	1350	35.5
5. Georgia	33	1179	35.7
6. LSU	37	1335	36.1
7. Arkansas	30	1092	36.4
8. S. Carolina	32	1178	36.8
9. Kentucky	33	1265	38.3
10. Miss. State	31	1190	38.4
11. Florida	33	1287	39.0
12. Ole Miss	29	1164	40.1

**REBOUNDING MARGIN**

Team	G	TM	Avg	OPP Avg	Mgn	
<b>1. Auburn</b>	<b>32</b>	<b>1289</b>	<b>40.3</b>	<b>1103</b>	<b>34.5</b>	<b>+5.8</b>
2. Tennessee	38	1555	40.9	1350	35.5	+5.4
3. Georgia	33	1324	40.1	1179	35.7	+4.4
4. S. Carolina	32	1302	40.7	1178	36.8	+3.9
5. Vanderbilt	34	1249	36.7	1128	33.2	+3.6
6. Alabama	30	1141	38.0	1061	35.4	+2.7
7. LSU	37	1396	37.7	1335	36.1	+1.6
8. Kentucky	33	1319	40.0	1265	38.3	+1.6
9. Miss. State	31	1228	39.6	1190	38.4	+1.2
10. Arkansas	30	1113	37.1	1092	36.4	+0.7
11. Florida	33	1300	39.4	1287	39.0	+0.4
12. Ole Miss	29	1132	39.0	1164	40.1	-1.1

**BLOCKED SHOTS**

Team	G	Blocks	Avg/G
1. Tennessee	38	223	5.87
2. S. Carolina	32	156	4.88
<b>3. Auburn</b>	<b>32</b>	<b>153</b>	<b>4.78</b>
4. LSU	37	174	4.70
5. Arkansas	30	130	4.33
6. Kentucky	33	141	4.27
7. Georgia	33	131	3.97
8. Alabama	30	115	3.83
9. Ole Miss	29	98	3.38
10. Florida	33	105	3.18
11. Vanderbilt	34	100	2.94
12. Miss. State	31	89	2.87

**ASSISTS**

Team	G	Assists	Avg/G
1. LSU	37	645	17.43
2. Tennessee	38	611	16.08
3. Vanderbilt	34	544	16.00
4. Georgia	33	469	14.21
5. S. Carolina	32	447	13.97
6. Ole Miss	29	403	13.90
7. Arkansas	30	414	13.80
<b>8. Auburn</b>	<b>32</b>	<b>441</b>	<b>13.78</b>
9. Miss. State	31	417	13.45
10. Florida	33	417	12.64
11. Alabama	30	341	11.37
12. Kentucky	33	350	10.61

**STEALS**

Team	G	Steals	Avg/G
1. Tennessee	38	445	11.71
2. LSU	37	412	11.14
3. Miss. State	31	307	9.90
4. Vanderbilt	34	335	9.85
<b>5. Auburn</b>	<b>32</b>	<b>313</b>	<b>9.78</b>
6. Ole Miss	29	281	9.69
7. Florida	33	310	9.39
8. S. Carolina	32	288	9.00
9. Alabama	30	265	8.83
10. Georgia	33	270	8.18
11. Arkansas	30	231	7.70
12. Kentucky	33	205	6.21



**All-Time SEC Standings**

Regular Season Games Only, 1983-2008

Team	Won	Lost	Pct.	Titles
Tennessee	265	34	.886	14
Georgia	207	92	.692	7
LSU	183	116	.612	3
Vanderbilt	172	127	.575	0
Auburn	162	137	.542	4
Ole Miss	145	154	.485	1
Florida	126	173	.421	0
Alabama	120	179	.401	0
Arkansas	79	142	.357	0
Kentucky	105	194	.352	1
Mississippi St.	87	212	.291	0
South Carolina	64	157	.290	0

**SEC Tournament Records**

(1980-2008)

Team	Won	Loss	Pct.	Titles
Tennessee	57	16	.781	13
Vanderbilt	37	24	.607	6
Georgia	38	25	.603	4
Auburn	31	25	.554	4
LSU	26	27	.491	2
Alabama	24	29	.453	0
Mississippi	22	29	.431	0
Kentucky	19	28	.404	1
Arkansas	9	17	.346	0
Florida	14	27	.341	0
Miss. State	11	29	.275	0
South Carolina	3	17	.150	0

**All-Time Records**

(According to Schools' Media Guide)

Team	Years	Games Won	Lost	Pct.
Tennessee	63	1313	1074	.818
Georgia	35	1054	744	.706
Auburn	36	1060	735	.693
LSU	33	1037	715	.689
Vanderbilt	31	963	647	.672
Ole Miss	34	1039	686	.660
Arkansas	32	935	577	.617
Alabama	34	1001	589	.588
South Carolina	34	1009	580	.575
Kentucky	34	990	559	.565
Florida	34	978	550	.562
Mississippi State	34	962	459	.477

**2008 SEC Standings**

(conference games only)

Team	Won	Lost	Pct.
LSU	14	0	1.000
Tennessee	13	1	.929
Vanderbilt	11	3	.786
Kentucky	8	6	.571
Georgia	8	6	.571
Auburn	7	7	.500
Florida	6	8	.429
Ole Miss	6	8	.429
Mississippi St.	4	10	.286
South Carolina	4	10	.286
Arkansas	2	12	.143
Alabama	1	13	.071

**SEC Champions**

Year	Champion	SEC	Overall	Coach	Tournament Champions (Site)
1980	Tennessee	---	33-5	Pat Head	Tennessee (Knoxville, Tenn.)
1981	Auburn	---	26-7	Joe Ciampi	Auburn (Baton Rouge, La.)
1982	Kentucky	---	24-8	Terry Hall	Kentucky (Lexington, Ky.)
1983	Georgia	4-4	27-7	Andy Landers	Georgia (Knoxville, Tenn.)
1984	Georgia	7-1	30-3	Andy Landers	Georgia (Athens, Ga.)
1985	Tennessee	4-4	22-10	Pat Summitt	Tennessee (Oxford, Miss.)
1986	Georgia	9-0	30-2	Andy Landers	Georgia (Athens, Ga.)
1987	Auburn	8-1	31-2	Joe Ciampi	Auburn (Albany, Ga.)
1988	Auburn	9-0	32-3	Joe Ciampi	Tennessee (Albany, Ga.)
1989	Auburn	9-0	32-2	Joe Ciampi	Tennessee (Albany, Ga.)
1990	Tennessee	8-1	27-6	Pat Summitt	Auburn (Albany, Ga.)
1991	Georgia	9-0	28-4	Andy Landers	LSU (Albany, Ga.)
1992	Ole Miss	11-0	29-3	Van Chancellor	Tennessee (Albany, Ga.)
1993	Tennessee	11-0	29-3	Pat Summitt	Vanderbilt (Chattanooga, Tenn.)
1994	Tennessee	11-0	31-2	Pat Summitt	Tennessee (Chattanooga, Tenn.)
1995	Tennessee	11-0	34-3	Pat Summitt	Vanderbilt (Chattanooga, Tenn.)
1996	Georgia	10-1	28-5	Andy Landers	Tennessee (Chattanooga, Tenn.)
1997	Georgia	11-1	25-6	Andy Landers	Auburn (Chattanooga, Tenn.)
1998	Tennessee	14-0	39-0	Pat Summitt	Tennessee (Columbus, Ga.)
1999	Tennessee	13-1	31-3	Pat Summitt	Tennessee (Chattanooga, Tenn.)
2000	Georgia/Tennessee	13-1	32-4/33-4	Andy Landers/Pat Summitt	Tennessee (Chattanooga, Tenn.)
2001	Tennessee	14-0	31-3	Pat Summitt	Georgia (Memphis, Tenn.)
2002	Tennessee	13-1	29-4	Pat Summitt	Vanderbilt (Nashville, Tenn.)
2003	Tennessee	14-0	33-5	Pat Summitt	LSU (Little Rock, Ark.)
2004	Tennessee	14-0	30-3	Pat Summitt	Vanderbilt (Nashville, Tenn.)
2005	LSU	14-0	33-3	Pokey Chatman	Tennessee (Greenville, S.C.)
2006	LSU	13-1	31-4	Pokey Chatman	Tennessee (Little Rock, Ark.)
2007	Tennessee	14-0	34-3	Pat Summitt	Vanderbilt (Duluth, Ga.)
2008	Tennessee	13-1	36-2	Pat Summitt	Tennessee (Nashville, Tenn.)





**Le'coe Willingham**  
Three-time All-SEC

**All-SEC Selections**

- 1981- Becky Jackson
- 1982- Becky Jackson
- 1983- Becky Jackson
- 1983- Lori Monroe
- 1984- Becky Jackson
- 1985- Brenda Hill
- 1986- Mae Ola Bolton
- 1987- Mae Ola Bolton
- 1987- Vickie Orr
- 1988- Mae Ola Bolton
- 1988- Sharon Stewart
- 1988- Vickie Orr
- 1989- Carolyn Jones
- 1989- Vickie Orr
- 1989- Ruthie Bolton (2nd team)
- 1990- Carolyn Jones
- 1991- C.C. Hayden
- 1991- Carolyn Jones
- 1992- C.C. Hayden
- 1993- Lauretta Freeman
- 1993- D. Coleman (2nd team)
- 1994- D. Coleman (2nd team)
- 1995- M. Morehouse (2nd team)
- 1995- Kristen Mulligan (2nd team)
- 1996- Monique Morehouse
- 1996- Laticia Morris (2nd team)
- 1997- Laticia Morris (2nd team)
- 1997- Tara Williams (2nd team)
- 1998- Conswella Sparrow
- 1998- Tiffany Krantz (2nd team)
- 1999- Conswella Sparrow
- 1999- Tasha Hamilton
- 2000- Le'coe Willingham
- 2002- Le'coe Willingham
- 2003- Natasha Brackett (2nd team)
- 2004- Le'coe Willingham
- 2004- Natasha Brackett (2nd team)
- 2005- Natasha Brackett
- 2006- Marita Payne (2nd team)
- 2007- DeWanna Bonner
- 2008- DeWanna Bonner

**SEC Coach of the Year**

- 1985- Joe Ciampi
- 1988- Joe Ciampi
- 1989- Joe Ciampi

**SEC Player of the Year**

- 1988- Vickie Orr
- 1990- Carolyn Jones
- 1991- Carolyn Jones
- 1993- Lauretta Freeman

**SEC Freshman of the Year**

- 1985- Mae Ola Bolton
- 1986- Vickie Orr
- 1993- Kristen Mulligan

**Freshman All-SEC**

- 1985- Mae Ola Bolton
- 1986- Vickie Orr
- 1988- Patrena Scruggs
- 1993- Kristen Mulligan
- 1997- Tiffany Krantz
- 2000- Le'coe Willingham
- 2002- Natasha Brackett
- 2005- Alexis Ogubie
- 2006- DeWanna Bonner
- 2006- KeKe Carrier
- 2007- Jordan Greenleaf
- 2008- Alli Smalley

**SEC All-Tournament**

- 1980- Lori Monroe
- 1981- Angie Hannah
- 1981- Becky Jackson
- 1982- Becky Jackson
- 1985- Mae Ola Bolton
- 1985- Brenda Hill
- 1987- Mae Ola Bolton
- 1987- Diann McNeil
- 1987- Vickie Orr
- 1988- Diann McNeil
- 1988- Ruthie Bolton
- 1989- Vickie Orr
- 1989- Patrena Scruggs
- 1990- Carolyn Jones
- 1990- Evelyn Thompson
- 1991- Carolyn Jones
- 1997- Tiffany Krantz
- 1997- Tara Williams
- 2008- DeWanna Bonner

**SEC Tournament**

**Most Valuable Players**

- 1981- Becky Jackson
- 1987- Vickie Orr
- 1990- Carolyn Jones
- 1997- Laticia Morris


**Academic All-SEC**

- 1983- Beth Bryant
- 1984- Beth Bryant
- 1984- Cindy Sagrera
- 1988- Ruthie Bolton
- 1988- Karen Galloway
- 1988- Lynn Stevenson
- 1989- Ruthie Bolton
- 1989- Lynn Stevenson
- 1990- Lynn Stevenson
- 1991- Lynn Stevenson
- 1992- Angie Kennan
- 1993- Angie Kennan

- 1993- Tracie Crawford
- 1994- Angie Kennan
- 1996- Tamika Slade
- 1997- Justine Agbatan
- 1997- Jodi Morris
- 1997- Tamika Slade
- 1998- Justine Agbatan
- 1998- Kris Bernath
- 1999- Kris Bernath
- 1999- Jennifer Jespersen
- 1999- Tiffany Krantz
- 1999- Erin McGinnis
- 1999- Monica Williams
- 2000- Kris Bernath
- 2000- Jennifer Jespersen
- 2000- Tiffany Krantz
- 2002- Natasha Hamilton
- 2003- Nancy Derrick
- 2003- Mollie Smith
- 2003- Annette Wright
- 2004- Nancy Derrick
- 2004- Louise Emeagi
- 2004- Nicole Louden
- 2004- Marita Payne
- 2005- Louise Emeagi
- 2005- Nicole Louden
- 2005- Marita Payne
- 2006- Nitasha Brown
- 2006- Marita Payne
- 2006- Juanitta Wallace
- 2007- DeWanna Bonner
- 2007- Alexis Ogubie
- 2007- Juanitta Wallace
- 2008- Alexis Ogubie
- 2008- Juanitta Wallace

**SEC Community Service Team**

- 1999- Tasha Hamilton
- 2000- Kris Bernath
- 2001- Carol Smith
- 2002- Lakeisha Johnson
- 2003- Lakeisha Johnson
- 2004- Nancy Derrick
- 2005- Marita Payne
- 2006- Marita Payne
- 2007- Juanitta Wallace
- 2008- Juanitta Wallace



**Carolyn Jones**  
Two-time SEC Player of the Year

**Appearances**

28

**All-Time Record**

31-24 (.564)

**Best Finish**

Champions - 1981, 1987, 1990, 1997

**1980 - Knoxville, Tenn. (No. 5 seed)**

defeated LSU 70-64

lost to Tennessee 61-72

**1981 - Baton Rouge, La. (No. 2 seed)**

**CHAMPIONS**

defeated LSU 73-71(OT)

defeated Kentucky 70-66

defeated Alabama 61-50

**1982 - Lexington, Ky. (No. 2 seed)**

lost to Georgia 65-66

**1983 - Knoxville, Tenn. (No. 6 seed)**

defeated Kentucky 85-70

lost to Mississippi 62-72

**1984 - Athens, Ga. (No. 5 seed)**

defeated Florida 75-65

lost to Georgia 72-102

**1985 - Oxford, Miss. (No. 4 seed)**

defeated Florida 83-64

defeated Georgia 80-65

lost to Tennessee 60-63

**1986 - Athens, Ga. (No. 1 seed)**

lost to Vanderbilt 79-89

**1987 - Albany, Ga. (No. 1 seed)**

**CHAMPIONS**

defeated Alabama 89-61

defeated Tennessee 102-96

defeated Georgia 83-57

**1988 - Albany, Ga. (No. 1 seed)**

defeated Miss. State 69-48

defeated Mississippi 69-60

lost to Tennessee 70-73

**1989 - Albany, Ga. (No. 1 seed)**

defeated Florida 72-61

defeated LSU 75-65

lost to Tennessee 51-66

**1990 - Albany, Ga. (No. 2 seed)**

**CHAMPIONS**

defeated LSU 91-65

defeated Mississippi 72-71(OT)

defeated Tennessee 78-77

**1991 - Albany, Ga. (No. 2 seed)**

defeated Mississippi 76-50

lost to Tennessee 62-70

**1992 - Albany, Ga. (No. 7 seed)**

defeated Florida 70-58

lost to Mississippi 52-58

**1993 - Chattanooga, Tenn. (No. 2 seed)**

lost to Mississippi 55-69

**1994 - Chattanooga, Tenn. (No. 6 seed)**

defeated LSU 76-63

lost to Florida 67-72

**1995 - Chattanooga, Tenn. (No. 8 seed)**

lost to Kentucky 51-75

**1996 - Chattanooga, Tenn. (No. 5 seed)**

defeated Kentucky 58-43

lost to Alabama 59-65

**1997 - Chattanooga, Tenn. (No. 9 seed)**

**CHAMPIONS**

defeated Mississippi 72-64

defeated Georgia 75-47

defeated Tennessee 61-59

defeated Florida 52-47

**1998 - Columbus, Ga. (No. 10 seed)**

lost to Arkansas 43-59

**1999 - Chattanooga, Tenn. (No. 4 seed)**

lost to Alabama 72-76

**2000 - Chattanooga, Tenn. (No. 4 seed)**

lost to Mississippi State 56-66

**2001 - Memphis, Tenn. (No. 9 seed)**

lost to Alabama 55-59

**2002 - Nashville, Tenn. (No. 11 seed)**

defeated Florida 70-57

lost to Vanderbilt 39-55

**2003 - Little Rock, Ark. (No. 8 seed)**

defeated Kentucky 68-62

lost to Tennessee 51-66

**2004 - Nashville, Tenn. (No. 3 seed)**

lost to Vanderbilt 74-76

**2005 - Greenville, S.C. (No. 8 seed)**

defeated Kentucky 62-57

lost to Tennessee 54-64

**2006 - Little Rock, Ark. (No. 10 seed)**

defeated South Carolina 64-48

lost to Tennessee 45-77

**2007 - Duluth, Ga. (No. 9 seed)**

lost to South Carolina 63-65

**2008 - Nashville, Tenn. (No. 6 seed)**

defeated Arkansas 73-51

lost to Vanderbilt 44-49

**SEC Tournament Record vs. Schools**

School	W-L	Pct.
LSU	5-0	1.000
Florida	6-1	.857
Kentucky	5-1	.833
Georgia	3-2	.600
Ole Miss	4-3	.571
Mississippi State	1-1	.500
South Carolina	1-1	.500
Alabama	2-3	.400
Tennessee	3-8	.273
Vanderbilt	0-4	.000
Arkansas	1-1	.500
<b>Total</b>	<b>31-25</b>	<b>.554</b>

**SEC Tournament Record (by state tournament played in)**

State	W-L	Pct.
Arkansas	2-2	.500
Georgia	13-8	.619
Kentucky	0-1	.000
Louisiana	3-0	1.000
Mississippi	2-1	.667
South Carolina	1-1	.500
Tennessee	10-12	.455



**Points**

	Points	Date	Opponent
1.	102	Mar. 6, 1987	Tennessee
2.	91	Mar. 3, 1990	LSU
3.	89	Mar. 5, 1987	Alabama
4.	85	Mar. 3, 1983	Kentucky
5.	83	Feb. 28, 1985	Florida

**1st Half Points**

	Points	Date	Opponent
1.	49	Mar. 6, 1987	Tennessee
2.	46	Mar. 5, 1987	Alabama
	46	Feb. 28, 1985	Florida
4.	44	Mar. 5, 1990	Tennessee*
5.	43	Mar. 3, 1990	LSU

**2nd Half Points**

	Points	Date	Opponent
1.	53	Mar. 6, 1987	Tennessee
2.	49	Mar. 3, 1990	LSU
	49	Mar. 5, 1989	LSU
	49	Mar. 3, 1983	Kentucky
5.	46	Mar. 5, 1990	Tennessee*
	46	Mar. 7, 1987	LSU

**Field Goal Attempts**

	FGA	Date	Opponent
1.	77	Mar. 1, 1986	Vanderbilt
2.	75	Mar. 4, 1994	LSU
	75	Mar. 7, 1988	Tennessee*
4.	70	Mar. 5, 1994	Florida
	70	Mar. 30, 1985	Georgia
	70	Feb. 28, 1985	Florida

**Field Goals Made**

	FGM	Date	Opponent
1.	39	Mar. 6, 1987	Tennessee
	39	Mar. 5, 1987	Alabama
3.	35	Mar. 3, 1990	LSU
	35	Mar. 1, 1990	Vanderbilt
	35	Feb. 28, 1985	Florida

**Field Goal %**

	FG%	FGM	FGA	Date	Opponent
1.	60.94	39	64	Mar. 6, 1987	Tennessee
2.	57.35	39	68	Mar. 5, 1987	Alabama
3.	54.72	29	53	Mar. 7, 1987	Georgia*
	54.72	29	53	Feb. 26, 1982	Georgia
5.	54.69	35	64	Mar. 3, 1990	LSU

**3-Point Field Goal Attempts**

	3FGA	Date	Opponent
1.	20	Mar. 5, 1994	Florida
2.	19	Mar. 6, 1993	Ole Miss
3.	18	Mar. 7, 2003	Tennessee
4.	17	Mar. 6, 2003	Kentucky
	17	Mar. 1, 2001	Alabama

**3-Point Field Goals Made**

	3FGM	Date	Opponent
1.	6	Mar. 3, 1997	Florida*
	6	Mar. 1, 1997	Georgia
3.	5	Mar. 5, 2004	Vanderbilt
	5	Mar. 7, 2003	Tennessee
	5	Mar. 5, 1994	Florida
	5	Mar. 6, 1993	Ole Miss

**3-point Field Goal %**

	3FG%	FGM	FGA	Date	Opponent
1.	66.67	6	9	Mar. 1, 1997	Georgia
	66.67	2	3	Feb. 28, 1997	Ole Miss
3.	50.00	4	8	Mar. 3, 1990	LSU
	50.00	1	2	Mar. 4, 1989	Florida
	50.00	4	8	Mar. 5, 1988	Miss. State

**Free Throw Attempts**

	FTA	Date	Opponent
1.	40	Mar. 6, 1987	Tennessee
2.	34	Mar. 5, 1989	LSU
3.	33	Mar. 7, 1987	Georgia*
4.	30	Mar. 3, 1983	Kentucky
5.	29	Mar. 4, 1994	LSU
	29	Mar. 3, 1984	Georgia

**Free Throws Made**

	FTM	Date	Opponent
1.	26	Mar. 5, 1989	LSU
2.	25	Mar. 7, 1987	Georgia*
3.	24	Mar. 6, 1987	Tennessee
4.	23	Mar. 1, 2007	South Carolina
	23	Mar. 2, 1984	Florida
	23	Mar. 3, 1983	Kentucky

**Free Throw %**

	FT%	FGM	FGA	Date	Opponent
1.	100.00	5	5	Mar. 7, 1992	Ole Miss
2.	93.33	14	15	Mar. 3, 2005	Kentucky
3.	86.67	13	15	Feb. 28, 1985	Florida
4.	85.71	6	7	Mar. 5, 1988	Miss. State
5.	82.14	23	28	Mar. 1, 2007	South Carolina

**Rebounds**

	Reb	Date	Opponent
1.	52	Mar. 4, 1994	LSU
2.	50	Mar. 5, 1989	LSU
3.	49	Feb. 1, 1982	Alabama
4.	48	Mar. 7, 1988	Tennessee*
5.	47	Mar. 6, 1989	Tennessee*
	47	Mar. 6, 1988	Ole Miss
	47	Mar. 3, 1983	Kentucky

**Assists**

	Assists	Date	Opponent
1.	21	Mar. 5, 1988	Miss. State
2.	20	Mar. 4, 1990	Ole Miss
	20	Feb. 7, 1980	LSU
4.	19	Mar. 5, 1990	Tennessee*
5.	18	Mar. 6, 1992	Florida
	18	Mar. 1, 1986	Vanderbilt
	18	Mar. 3, 1985	Georgia
	18	Feb. 28, 1985	Florida
	18	Mar. 3, 1984	Georgia

**Blocks**

	Blocks	Date	Opponent
1.	12	Feb. 1, 1981	Alabama*
2.	9	Mar. 4, 2005	Tennessee
3.	8	Mar. 3, 2005	Kentucky
4.	7	Mar. 1, 2007	South Carolina
5.	6	Mar. 2, 2006	South Carolina
	6	Mar. 7, 2003	Tennessee
	6	Mar. 6, 2003	Kentucky

**Steals**

	Steals	Date	Opponent
1.	17	Mar. 2, 1984	Florida
2.	16	Mar. 7, 1987	Georgia*
3.	15	Mar. 2, 1991	Ole Miss
	15	Mar. 1, 1986	Vanderbilt
	15	Jan. 29, 1981	LSU

\* denotes Championship game






1981 SEC Champions

The 1981 SEC Tournament Championship was as it should be for all Alabamians, a battle between Auburn and Alabama. The Tigers defeated Alabama 61-50 in Baton Rouge, La., in the second-ever SEC Tournament.

Tiger All-American Becky Jackson, and tournament MVP, led the Tigers with 14 rebounds and 11 points. Teammate Angie Hannah led all scorers with 14 points and Lori Monroe contributed 10 points and 10 rebounds.

The Crimson Tide shot just 33.9 percent from the field in the 11-point Auburn victory.

Auburn's Hannah joined Jackson on the SEC All-Tournament team.



1987 SEC Champions

Auburn fought back to avenge its only loss of the season, defeating Georgia, 83-57, in the SEC Tournament title game.

The title was the second for Auburn.

The No. 2-ranked Tigers were led by tournament MVP Vickie Orr, who scored a career-high 32 points and grabbed 12 rebounds in the win. Helene Barody also contributed 12 assists and Diann McNeil scored 16 points.

The game remained close with Auburn leading 37-29 at the half, but the potent Tiger offense took control of the game, while the defense held the Bulldogs to just 33 percent in the second half.

The Tigers held Georgia's leading scorer, Katrina McClain to just nine points, well below her average of 26.

Auburn defeated Tennessee 102-96 in the semifinals.



1990 SEC Champions

Carolyn Jones scored 15 points in the final seven minutes of regulation to give the Tigers a 78-77 victory over Tennessee for their third Southeastern Conference Tournament title.

Jones, the SEC Player of the Year, ended the day with a game-best 28 points and added seven rebounds in the upset.

Guard Chantel Tremitiere sank two free throws with 18 seconds remaining to put Auburn up by three, enough to hang on for the one-point win.

No. 11-ranked Auburn finished the SEC Tournament with a 24-6 record and ended a 10-game win streak for the No. 3-ranked Lady Vols, who fell to 25-5.

Auburn held a 72-67 lead with 3:29 left in the game, but Tennessee continued to chip away at the lead and brought the game to within one point at 76-75 in the final minute.

Auburn's other top scorers were C.C. Hayden with 20 points, Kendall Mago with 11 and Evelyn Thompson contributed 10 points in the win.



1997 SEC Champions

Auburn's 1997 SEC Tournament title run was one for the record books. As a matter of fact, no other team has duplicated what the Tigers accomplished at the 1997 tournament.

Coming into the tournament, Auburn was the No. 9 seed with a 5-7 conference record. The Tigers went on to win four consecutive games in four days, a feat no other team has recorded in SEC history.


When the Tigers reached the final game with No. 6 Florida, a 52-47 victory, the contest was anti-climactic after the impressive run Auburn had at the tournament.

On its way to the title game, Auburn defeated Ole Miss 72-64, No. 4 Georgia 67-61 and tournament favorite No. 8 Tennessee 61-59 in the semifinals.

In the win over No. 6 Florida, Laticia Morris led the Tigers with 22 points and eight rebounds, followed by Tiffany Krantz with 10 points.

Auburn held Florida to just 27 percent from the field and 44 percent from the free throw line. Auburn, however hit 85.7 percent from the free throw line and would use those shots to secure the win by sinking 12-of-14 in the final three minutes of the game.






1981 SEC Champions

Auburn finished with a 26-7 record in 1981, claiming the 1981 SEC regular-season title. In just the second season of the SEC, Auburn won nine games against conference teams.

Auburn freshman Becky Jackson scored 615 points that season, leading all freshman scorers in Auburn history. Jackson also added 359 rebounds on the year, which remains second in freshman history.

Jackson went on to score 2,068 points and 1,118 rebounds in her career, which leads both categories all-time at Auburn.




1987 SEC Champions

Auburn clinched the 1987 SEC regular season title by defeating LSU 71-62 in Baton Rouge. With that win, Auburn finished the regular season with a record of 26-1 and 8-1 in SEC play for their second regular-season title in school history.

The one loss on the season came in a one-point heart-breaker to Georgia earlier in the season.

Vickie Orr led the team in the win over LSU with 22 points, followed by MaeOla Bolton with 13 and Ruthie Bolton scoring 12.

The Tigers went on to a 31-2 record on the year, winning the SEC Tournament title as well and advancing to the Elite Eight in the NCAA Tournament.




1988 SEC Champions

Auburn picked up its second-consecutive SEC regular season title with an 89-57 defeat of Vanderbilt in Nashville with a 26-1 overall record and a 9-0 SEC mark.

The win not only gave the Tigers the SEC title, but also put them in the No. 1 spot nationally in the Associated Press poll.

Against Vanderbilt, Sharon Stewart had an outstanding game scoring 28 points and grabbing 23 rebounds on the day. She was followed by Diann McNeil and Ruthie Bolton, each with 12 points.

The Tigers went on to a 32-3 record overall and a trip to their first of three consecutive NCAA Tournament championship games. Auburn ended up falling in the title game to Louisiana Tech 54-56.



1989 SEC Champions

The Auburn dynasty continued in 1989 with the Tigers claiming their third consecutive SEC regular season title. Auburn defeated 8th-ranked Georgia 86-76 for the title.

Carolyn Jones led the Tigers with 23 points in the win, giving Auburn a perfect 26-0 regular-season mark, 9-0 in SEC play. In addition to Jones' 23 points, Vickie Orr added 19, Ruthie Bolton scored 13 and Jocelyn McGilberry contributed 10.

Ten minutes into the game, Auburn went on a 17-4 run, building a 37-23 lead for the Tigers, one they would not relinquish.

The Tigers went on to a 32-2 record on the year falling only in the finals of the SEC Tournament and the NCAA Championship game to Tennessee.

**Appearances**

17

**All-Time Record**

28-17 (.622)

**Best Finish**

NCAA Runner-Up - 1988, 1989, 1990

**1982 - East Regional**

lost to Cheyney State (Cheyney, Pa.) . . . . .64-75

**1983 - Midwest Regional**

defeated Missouri (Auburn, Ala.) . . . . .89-76

lost to Louisiana Tech (Ruston, La.) . . . . .54-81

**1985 - Midwest Regional**

defeated Memphis State (Auburn, Ala.) . . . . .82-64

lost to Northeast Louisiana (Monroe, La.) . . . . .71-76

**1986 - Midwest Regional**

defeated Southern Illinois (Auburn, Ala.) . . . . .61-39

lost to Ole Miss (Austin, Texas) . . . . .55-56 (OT)

**1987 - Mideast Regional**

defeated Illinois (Auburn, Ala.) . . . . .92-58

defeated Old Dominion (Knoxville, Tenn.) . . . . .77-61

lost to Tennessee (Knoxville, Tenn.) . . . . .61-77

**1988 - Mideast Regional**

defeated Penn State (Auburn, Ala.) . . . . .94-66

defeated Georgia (Athens, Ga.) . . . . .68-65

defeated Maryland (Athens, Ga.) . . . . .103-74

**Final Four**

defeated Long Beach State (Tacoma, Wash.) . . . . .68-55

lost to Louisiana Tech (Tacoma, Wash.) . . . . .54-56

**1989 - Mideast Regional**

defeated Temple (Auburn, Ala.) . . . . .88-54

defeated Clemson (Auburn, Ala.) . . . . .71-60

defeated Mississippi (Auburn, Ala.) . . . . .77-51

**Final Four**

defeated Louisiana Tech (Tacoma, Wash.) . . . . .76-71

lost to Tennessee (Tacoma, Wash.) . . . . .60-76

**1990 - Mideast Regional**

defeated Tennessee Tech (Auburn, Ala.) . . . . .73-54

defeated Vanderbilt (Iowa City, Iowa) . . . . .89-67

defeated Washington (Iowa City, Iowa) . . . . .76-50

**Final Four**

defeated Louisiana Tech (Knoxville, Tenn.) . . . . .81-69

lost to Stanford (Knoxville, Tenn.) . . . . .81-8

**1991 - Mideast Regional**

defeated Holy Cross (Auburn, Ala.) . . . . .84-58

defeated Vanderbilt (Knoxville, Tenn.) . . . . .58-45

lost to Tennessee (Knoxville, Tenn.) . . . . .65-69

**1992 - Mideast Regional**

defeated Louisville (Auburn, Ala.) . . . . .66-61

lost to Iowa (Iowa City, Iowa) . . . . .50-63

**1994 - East Regional**

defeated Virginia Tech (Blacksburg, Va.) . . . . .60-51

lost to Connecticut (Storrs, Ct.) . . . . .59-81

**1996 - West Regional**

defeated Hawaii (Boulder, Colo.) . . . . .73-53

defeated Colorado (Boulder, Colo.) . . . . .68-61 (OT)

defeated Penn State (Seattle, Wash.) . . . . .75-69

lost to Stanford (Seattle, Wash.) . . . . .57-71

**1997 - Mideast Regional**

defeated Louisville (Ruston, La.) . . . . .68-65

lost to Louisiana Tech (Ruston, La.) . . . . .48-74

**1999 - East Regional**

defeated Texas (Blacksburg, Va.) . . . . .69-61

lost to Virginia Tech (Blacksburg, Va.) . . . . .61-76

**2000 - Midwest Regional**

defeated Southwest Mo. St. (State College, Pa.) . . . . .78-74

lost to Penn State (State College, Pa.) . . . . .69-75

**2004 - East Regional**

defeated N.C. State (Bridgeport, Conn.) . . . . .79-59

lost to Connecticut (Bridgeport, Conn.) . . . . .79-53

**2008 - West Regional**

lost to George Washington (Stanford, Calif.) . . . . .56-66

**Auburn's Regional Breakdown at the NCAA Tournament**

1st/2nd Rounds . . . . .	21-11
Regional Semifinals . . . . .	4-2
Regional Finals . . . . .	3-1
Final Four . . . . .	0-3
<b>Total . . . . .</b>	<b>28-17</b>

**Regional Records**

East . . . . .	3-4
Mideast . . . . .	18-7
Midwest . . . . .	4-4
West . . . . .	3-2

**East Region**

1982 . . . . .	0-1
1994 . . . . .	1-1
1999 . . . . .	1-1
2004 . . . . .	1-1
<b>Total . . . . .</b>	<b>3-4</b>

**Mideast Region**

1987 . . . . .	2-1
1988 . . . . .	4-1
1989 . . . . .	4-1
1990 . . . . .	4-1
1991 . . . . .	2-1
1992 . . . . .	1-1
1997 . . . . .	1-1
<b>Total . . . . .</b>	<b>18-7</b>

**Midwest Region**

1983 . . . . .	1-1
1985 . . . . .	1-1
1986 . . . . .	1-1
2000 . . . . .	1-1
<b>Total . . . . .</b>	<b>4-4</b>

**West Region**

1996 . . . . .	3-1
2008 . . . . .	0-1
<b>Total . . . . .</b>	<b>3-2</b>



**Regional Results**

**Final Four (3-3)**

1990	lost to Stanford (Championship)	81-88
	defeated Louisiana Tech (Semifinals)	81-69
1989	lost to Tennessee (Championship)	60-76
	defeated Louisiana Tech (Semifinals)	76-71
1988	lost to Louisiana Tech (Championship)	54-56
	defeated Long Beach State (Semifinals)	68-55

**Midwest Regional (8-3)**

1993	lost to Iowa (Semifinals)	50-63
1991	lost to Tennessee (Finals)	65-69
	defeated Vanderbilt (Semifinals)	58-45
1990	defeated Washington (Finals)	76-50
	defeated Vanderbilt (Semifinals)	89-67
1989	defeated Mississippi (Finals)	77-51
	defeated Clemson (Semifinals)	71-60
1988	defeated Maryland (Finals)	103-74
	defeated Georgia (Semifinals)	68-65
1987	lost to Tennessee (Finals)	61-77
	defeated Old Dominion (Semifinals)	77-61

**Midwest Regional (0-3)**

1986	lost to Mississippi (Semifinals)	55-56 (OT)
1985	lost to Northeast Louisiana (Semifinals)	71-76
1983	lost to Louisiana Tech (Semifinals)	54-81

**West Regional (1-1)**

1995	lost to Stanford (Finals)	57-71
	defeated Penn State (Semifinals)	75-69

**NCAA Second Round (8-5)**

2004	lost to Connecticut	53-79
2000	lost to Penn State	69-75
1999	lost to Virginia Tech	61-76
1997	lost to Louisiana Tech	48-74
1995	defeated Colorado	68-61 (OT)
1994	lost to Connecticut	59-81
1993	defeated Louisville	66-61
1991	defeated Holy Cross	84-58
1990	defeated Tennessee Tech	73-54
1989	defeated Temple	88-54
1988	defeated Penn State	94-66
1987	defeated Illinois	92-58
1986	defeated Southern Illinois	61-39

**NCAA First Round (8-2)**

2008	lost to George Washington	56-66
2004	defeated N.C. State	79-59
2000	defeated Southwest Missouri State	78-74
1999	defeated Texas	69-61
1997	defeated Louisville	68-65
1995	defeated Hawaii	73-53
1994	defeated Virginia Tech	60-51
1985	defeated Memphis State	82-64
1983	defeated Missouri	89-76
1982	lost to Cheyney State	64-75

**Individual Game Records**

**Points - Auburn**

Vickie Orr	27	vs. Temple	FR	03/19/89
Laticia Morris	27	vs. Penn St.	WS	03/23/96
Natasha Brackett	26	vs. N.C. State	FR	03/21/04
Tiffany Krantz	24	vs. Louisville	FR	03/14/97
Danielle Coleman	24	vs. Virginia Tech	FR	03/16/94
Carolyn Jones	24	vs. Stanford	NC	04/01/90
Carolyn Jones	23	vs. Vanderbilt	MES	03/22/90
Mae Ola Bolton	23	vs. Georgia	MES	03/24/88
Lori Nero	23	vs. SW Missouri St.	FR	03/17/00

**Rebounds - Auburn**

Sharon Stewart	18	vs. Penn State	FR	03/20/88
Vickie Orr	16	vs. Temple	FR	03/19/89

Mae Ola Bolton	14	vs. Old Dominion	MES	03/19/87
Monique Morehouse	12	vs. Hawaii	FR	03/15/96
Danielle Coleman	12	vs. Virginia Tech	FR	02/16/94
Lauretta Freeman	12	vs. Louisville	FR	03/21/93
Vickie Orr	12	vs. Clemson	MES	03/23/89
Sharon Stewart	12	vs. Maryland	MEC	03/26/88
Becky Jackson	12	vs. Cheyney State	FR	03/13/82

**Points - Opponents**

Bridgette Gordon	33	Tennessee	MEC	03/21/87
Venus Lacy	30	Louisiana Tech.	NS	03/31/89
Jackie Stiles	30	SW Missouri State	FR	03/17/00
Bridgette Gordon	27	Tennessee	NC	04/02/89
Tamicha Jackson	26	Louisiana Tech.	SR	03/16/97
Venus Lacy	26	Louisiana Tech.	NS	03/30/90

**Rebounds - Opponents**

Daedra Charles	16	Tennessee	MEC	03/23/91
Venus Lacy	15	Louisiana Tech.	NS	03/30/90
Andrea Garner	14	Penn State	SR	03/19/00
Jessica Adair	13	George Washington	FR	03/22/08
Venus Lacy	13	Louisiana Tech.	NS	03/31/89
Erin Scholz	13	Colorado	SR	03/17/96
Sheila Frost	12	Tennessee	NC	04/02/89

**NCAA All-Final Four**

1988	Ruthie Bolton
	Sharon Stewart
1989	Vickie Orr
	Patrena Scruggs
1990	Carolyn Jones
	Chantel Tremiere

**NCAA Regional Most Valuable Player**

1988	Diann McNeil
1989	Vickie Orr
1990	Carolyn Jones

**NCAA All-Region**

1979	Marianne Merritt
1981	Angie Hannah
	Becky Jackson
1983	Becky Jackson
1984	Becky Jackson
1987	Helene Baroody
	Vickie Orr
1988	Mae Ola Bolton
	Ruthie Bolton
	Vickie Orr
1989	Ruthie Bolton
	Linda Godby
	Vickie Orr
1990	C.C. Hayden
	Carolyn Jones
	Evelyn Thompson
1991	C.C. Hayden
	Chantel Tremiere
1996	Laticia Morris

**Key**

FR	First Round
SR	Second Round
MES	Midwest Semifinals
MEC	Midwest Championship
MWS	Midwest Semifinals
MWC	Midwest Championship
WS	West Semifinals
WC	West Championship
NS	National Semifinal
NC	National Championship



### By the Numbers

Overall Record	28-17
Appearances	17
Regional Appearances	10
Final Four Appearances	3
Championship Appearances	3
First Round	8-2
Second Round	8-5
Sweet 16	6-4
Elite Eight	3-3
National Semifinal	3-0
National Championship	0-3
Home	11-0
Away	4-9
Neutral	13-8
Versus higher seeds	6-14
Versus lower seeds	21-2
Versus same seeds	1-1
1980's	13-7
1990's	13-7
2000's	2-3

### Auburn's NCAA Seeding

Year	Seed	Region	Result
1982	#7	East	lost in first round
1983	#5	Midwest	lost in regional semis
1984	---	---	---
1985	#3	Midwest	lost in regional semis
1986	#3	Midwest	lost in regional semis
1987	#1	Mideast	lost in regional finals
1988	#1	Mideast	Final Four (2nd)
1989	#1	Mideast	Final Four (2nd)
1990	#2	Mideast	Final Four (2nd)
1991	#3	Mideast	lost in regional finals
1992	---	---	---
1993	#3	Mideast	lost in regional semis
1994	#9	East	lost in second round
1995	---	---	---
1996	#6	West	lost in regional finals
1997	#7	Mideast	lost in second round
1998	---	---	---
1999	#5	East	lost in second round
2000	#7	Midwest	lost in second round
2004	#7	East	lost in second round
2005	---	---	---
2006	---	---	---
2007	---	---	---
2008	#11	West	lost in first round

### Auburn vs. Opponents

Opponent	W-L	Years
Cheyney State	0-1	1982
Clemson	1-0	1989
Colorado	1-0	1996
Connecticut	0-2	1994-2004
George Washington	0-1	2008
Georgia	1-0	1988
Hawaii	1-0	1996
Holy Cross	1-0	1991
Illinois	1-0	1987
Iowa	0-1	1993
Long Beach State	1-0	1988
Louisiana Tech	2-3	1983-88-89-90-97
Louisville	2-0	1993-97
Maryland	1-0	1988
Memphis State	1-0	1985
Mississippi	1-1	1986-89
Missouri	1-0	1983
North Carolina State	1-0	2004
Northeast Louisiana	0-1	1985
Southern Illinois	1-0	1986
Old Dominion	1-0	1987
Penn State	2-1	1988-96-00
Stanford	0-2	1990-96
Southwest Missouri State	1-0	2000
Temple	1-0	1989
Tennessee	0-3	1987-89-91
Tennessee Tech	1-0	1990
Texas	1-0	1999
Vanderbilt	2-0	1990-91
Virginia Tech	1-1	1994-99
Washington	1-0	1990

### Auburn vs. Conferences

Opponent	W-L
Atlantic Coast	3-0
Atlantic 10	2-2
Big Ten	3-2
Big 12	3-0
Big East	0-2
Big West	1-0
Colonial Athletic Association	1-0
Conference USA	3-0
Independent	0-1
Missouri Valley	2-0
Ohio Valley	1-0
Pacific-10	1-2
Patriot League	1-0
Southeastern	4-4
Southland	0-1
Sun Belt	2-3
Western Athletic	1-0


### Record by Seed

Opponent Seed	W-L	#1	#2	#3	#4	#5	#6	#7	#8	#9	#10	#11	#12	#13	#14	#15	#16
#1	10-3	1-1	2-2	1-0	2-0	1-0	--	--	2-0	1-0	--	--	--	--	--	--	--
#2	4-1	2-1	--	--	--	--	1-0	1-0	--	--	--	--	--	--	--	--	--
#3	5-4	0-1	0-3	--	--	--	2-0	--	--	--	1-0	2-0	--	--	--	--	--
#5	1-1	0-1	--	--	1-1	--	--	--	--	--	--	--	1-0	--	--	--	--
#6	3-1	0-1	1-0	1-0	--	--	--	--	--	--	--	1-0	--	--	--	--	--
#7	3-4	--	0-4	--	--	--	--	--	--	--	3-0	--	--	--	--	--	--
#9	1-1	0-1	--	--	--	--	--	--	1-0	--	--	--	--	--	--	--	--
#11	0-1	--	--	--	--	--	0-1	--	--	--	--	--	--	--	--	--	--
<b>Overall</b>	<b>28-17</b>	<b>3-6</b>	<b>3-9</b>	<b>2-0</b>	<b>3-1</b>	<b>1-0</b>	<b>3-1</b>	<b>1-0</b>	<b>3-0</b>	<b>1-0</b>	<b>4-0</b>	<b>3-0</b>	<b>1-0</b>	<b>--</b>	<b>--</b>	<b>--</b>	<b>--</b>



# 2008-09 AUBURN WOMEN'S BASKETBALL

	DATE	FG	FGA	PCT	3P	3PA	PCT	FT	FTA	PCT	O	D	TOT	PF	A	TO	BS	ST	TP
AUBURN	03/13/82	24	62	.387	--	--	----	16	21	.762	--	--	32	18	13	18	2	7	64
Cheney State		29	72	.402	--	--	----	17	24	.708	--	--	41	18	16	9	6	12	75
AUBURN	03/19/83	31	65	.477	--	--	----	27	33	.818	--	--	46	20	22	11	1	5	89
Missouri		30	60	.500	--	--	----	16	19	.842	--	--	21	25	16	9	2	2	76
AUBURN	03/25/83	22	58	.379	--	--	----	10	16	.625	12	17	29	23	12	24	3	4	54
Louisiana Tech		33	60	.550	--	--	----	15	21	.714	13	21	34	19	23	17	8	12	81
AUBURN	03/16/85	33	68	.485	--	--	----	16	22	.727	--	--	45	16	11	11	2	11	82
Memphis State		27	60	.450	--	--	----	10	16	.625	--	--	29	22	12	18	7	5	64
AUBURN	03/22/85																		
Northeast Louisiana																			
AUBURN	03/14/86	22	52	.423	---	--	----	17	26	.654	--	--	30	14	10	10	0	19	61
Southern Illinois		17	39	.435	--	--	----	5	10	.500	--	--	29	20	8	28	3	3	39
AUBURN	03/20/86	23	50	.460	--	--	----	9	17	.529	13	27	40	19	8	28	1	14	55
Ole Miss		23	57	.403	--	--	----	10	17	.588	12	19	31	14	7	19	1	10	56
AUBURN	03/14/87	37	64	.578	--	--	----	18	21	.818	16	22	38	13	14	9	3	9	92
Illinois		23	63	.365	--	--	----	12	15	.800	17	17	34	19	7	23	0	1	58
AUBURN	03/19/87																		
Old Dominion																			
AUBURN	3/21/87	24	61	.393	--	--	----	13	26	.500	15	17	32	25	9	14	1	6	61
Tennessee		28	56	.500	--	--	----	21	26	.807	17	32	49	22	18	18	2	3	77
AUBURN	03/20/88	39	73	.534	1	2	.500	15	20	.750	21	35	56	15	22	13	4	7	94
Penn State		24	68	.353	8	19	.421	10	13	.769	9	18	27	20	17	12	3	5	66
AUBURN	03/24/88	31	73	.425	2	3	.667	4	6	.667	17	20	37	15	13	9	2	8	68
Georgia		27	56	.482	1	3	.333	10	15	.667	13	26	39	13	12	14	5	7	65
AUBURN	03/26/88	44	72	.611	1	1	1.000	14	19	.737	21	27	48	11	14	14	6	14	103
Maryland		30	69	.435	4	12	.333	10	11	.909	12	13	25	17	15	16	2	10	74
AUBURN	4/01/88	26	67	.388	0	3	.000	16	21	.762	19	26	45	15	15	18	2	16	68
Long Beach St		23	59	.390	1	3	.333	8	11	.727	11	22	33	24	8	22	1	6	55
AUBURN	04/03/88	21	51	.412	3	4	.750	9	12	.750	10	20	30	17	12	18	3	7	56
Louisiana Tech		26	58	.448	0	1	.000	4	8	.500	14	19	33	11	13	14	4	12	54
AUBURN	03/19/89	34	59	.576	0	5	.000	20	26	.769	17	32	49	13	16	19	5	13	88
Temple		21	67	.313	8	26	.308	4	9	.444	14	13	27	22	7	17	0	8	54
AUBURN	03/23/89	25	61	.410	3	4	.750	18	22	.818	17	26	43	13	15	15	1	7	71
Clemson		26	61	.426	3	13	.231	5	8	.625	10	22	32	19	12	14	0	3	60
AUBURN	03/25/89	29	54	.537	2	5	.400	17	22	.773	8	32	40	16	19	17	5	10	77
Ole Miss		19	65	.292	6	20	.300	7	9	.778	14	20	34	22	6	20	3	4	51
AUBURN	03/31/89	30	62	.484	0	0	.000	16	24	.667	11	20	31	19	12	6	3	9	76
Louisiana Tech		28	70	.400	2	5	.400	13	18	.722	23	27	50	19	18	14	3	0	71
AUBURN	04/02/89	26	60	.433	0	4	.000	8	12	.750	10	20	30	24	12	18	4	6	60
Tennessee		28	66	.424	0	0	.000	20	26	.769	20	25	45	14	16	15	7	8	76
AUBURN	3/18/90	25	62	.403	2	7	.286	21	24	.875	18	33	51	23	17	13	5	9	73
Tenn. Tech		14	50	.280	5	21	.283	21	34	.617	12	20	32	21	11	16	2	5	54
AUBURN	3/22/90	37	64	.578	3	7	.429	12	19	.632	18	15	33	13	11	10	1	9	89
Vanderbilt		28	45	.622	2	5	.400	9	10	.900	2	14	16	17	9	15	0	10	67
AUBURN	3/24/90	28	61	.459	2	6	.333	18	24	.750	19	33	52	16	10	10	1	6	76
Washington		21	68	.309	3	11	.273	5	14	.357	21	17	38	20	10	10	0	3	50
AUBURN	3/30/90	25	55	.455	2	4	.500	29	38	.763	9	33	42	20	13	11	4	1	81
Louisiana Tech		24	69	.348	5	23	.217	16	29	.522	22	27	49	31	7	15	6	6	69
AUBURN	4/01/90	30	63	.476	6	12	.500	15	24	.625	9	27	36	25	11	9	3	4	81
Stanford		28	66	.424	11	26	.423	21	31	.677	19	30	49	16	14	13	2	5	88
AUBURN	3/17/91	34	69	.493	4	14	.286	12	16	.750	16	20	36	21	17	10	3	12	84
Holy Cross		19	49	.388	5	10	.500	15	18	.833	13	20	33	14	9	27	0	3	58
AUBURN	3/21/91	21	59	.356	2	9	.222	14	21	.667	22	21	43	12	10	14	2	13	58
Vanderbilt		16	46	.348	6	11	.545	7	9	.778	11	20	31	18	10	22	6	7	45
AUBURN	3/23/91	21	46	.457	2	3	.667	21	25	.840	10	17	27	18	7	13	4	87	65
Tennessee		28	58	.483	6	11	.545	7	14	.500	17	18	35	21	17	14	2	10	69
AUBURN	3/21/93	25	62	.403	5	10	.500	11	22	.500	22	25	47	17	11	19	0	5	66
Louisville		22	52	.423	5	17	.294	12	18	.667	10	24	34	21	9	22	5	5	61
AUBURN	3/25/93	19	51	.373	2	9	.222	10	15	.667	15	19	34	21	5	19	7	8	50
Iowa		22	53	.410	1	2	.500	18	26	.690	18	21	39	12	11	13	3	9	63
AUBURN	3/16/94	26	61	.426	2	8	.250	6	11	.545	16	20	36	12	12	17	8	12	60
Virginia Tech		20	53	.377	4	12	.333	7	8	.875	12	21	33	13	13	21	0	8	51
AUBURN	3/20/94	21	79	.266	2	17	.118	15	18	.833	25	13	38	18	4	11	0	10	59
Connecticut		29	50	.580	5	13	.385	18	20	.900	9	32	41	18	21	18	10	5	81
AUBURN	3/15/96	27	66	.409	4	12	.333	15	21	.714	19	27	46	14	17	10	4	8	73
Hawaii		19	58	.328	3	20	.150	12	14	.857	13	22	35	19	11	14	2	6	53
AUBURN	3/17/96	25	56	.446	2	5	.400	16	18	.889	6	30	36	20	18	19	0	7	68
Colorado		19	66	.288	2	20	.100	21	31	.677	21	25	46	12	14	15	1	8	61
AUBURN	3/23/96	29	68	.427	1	7	.143	16	21	.762	19	23	42	10	8	10	3	4	75
Penn St.		26	58	.448	10	21	.476	7	10	.700	11	22	33	18	17	14	3	6	69
AUBURN	3/25/96	24	62	.387	4	10	.400	5	8	.625	13	18	31	22	8	14	6	10	57
Stanford		21	50	.420	7	21	.333	22	25	.880	12	27	39	16	10	16	3	3	71
AUBURN	3/14/97	24	50	.480	4	6	.667	16	25	.640	13	17	30	19	10	15	4	10	68
Louisville		17	47	.362	9	20	.450	22	28	.786	15	18	33	23	11	21	0	3	65
AUBURN	3/16/97	22	57	.386	1	10	.100	3	3	1.000	10	16	26	14	9	16	3	6	48
Louisiana Tech		27	53	.590	8	14	.571	12	14	.857	12	23	35	10	15	15	3	8	74
AUBURN	3/13/99	24	44	.545	4	6	.667	17	26	.654	6	26	32	14	13	15	5	6	69
Texas		22	59	.373	5	19	.263	12	15	.800	12	17	29	18	11	13	2	9	61
AUBURN	3/15/99	27	60	.450	2	18	.111	5	8	.450	14	19	33	19	10	16	4	5	61
Virginia Tech		27	48	.563	9	14	.643	13	20	.650	5	20	25	12	17	11	3	13	76
AUBURN	3/17/00	24	51	.471	4	10	.400	26	27	.963	13	20	33	16	14	20	6	8	78
Southwest Missouri State		28	62	.452	5	16	.313	13	18	.722	16	15	31	20	21	17	1	14	74
AUBURN	3/19/00	27	61	.443	5	10	.500	10	10	1.000	12	22	34	22	19	16	3	6	69
Penn State		21	55	.382	8	16	.500	25	30	.833	16	22	38	11	17	16	7	4	75
AUBURN	3/21/04	33	62	.532	8	16	.500	5	9	.556	16	20	36	9	17	14	3	7	79
NC State		21	49	.429	9	20	.450	8	10	.800	8								



**1988 Final Four Team**

*Defeated Long Beach State  
68-55 in Semifinal  
Fell to Louisiana Tech  
54-56 in Final*

Auburn's first trip to the NCAA Tournament Final Four was a memorable one for the Tigers. It was so close, they could taste the title.

With a 14-point lead in the championship game against Louisiana Tech, Auburn was eyeing its first-ever NCAA title. The Tigers would never see that title come to fruition, however, as the Lady Techsters fought back, defeating Auburn 56-54.

Auburn was up 33-19 just 47 seconds into the second half to take the largest lead of the game. Louisiana Tech climbed back and took the lead with 2:13 remaining in the game at 53-51.

Auburn's Vickie Orr tied up the game at 53-53 with a jumper, but Louisiana Tech's Angela Lawson took the lead for good for the Lady Techsters on a three-point shot with 59 seconds remaining.

Auburn defeated Long Beach State in the semifinals of the Final Four 68-55, earning the right to play Louisiana Tech in the finals. Ruthie Bolton led the team with 18 points, 10 steals and seven assists, including scoring 10 of Auburn's final 18 points in the game.

Louisiana Tech advanced to the finals by defeating defending national champion Tennessee 68-59 in the Final Four.



**1989 Final Four Team**

*Defeated Louisiana Tech  
76-71 in Semifinal  
Fell to Tennessee  
60-76 in Final*

The Tigers advanced to their second NCAA Tournament title game, but again came up short with a 76-60 loss to a familiar foe, the Tennessee Lady Vols.


Tennessee gave Auburn its only two losses of the season, as the Tigers concluded the season with a 32-2 record.

The Lady Vols took command late in the first half and survived an Auburn charge early in the second, to pull away on a 13-2 run for the 16-point victory.

In her final game as a Tiger, Vickie Orr led the team with 16 points and 11 rebounds and was named to the Final Four All-Tournament team. Also scoring in double figures for Auburn were Linda Godby with 13 points, Carolyn Jones with 12 points and Ruthie Bolton with 10.

Tennessee's Bridgette Gordon was named the tournament MVP as she scored a game-high 27 points and added 11 rebounds for Tennessee in its victory.

Auburn defeated Louisiana Tech 76-71 in the semifinal game and the Lady Vols took care of Maryland, 77-65, to earn a trip to the championship game.



**1990 Final Four Team**

*Defeated Louisiana Tech  
86-69 in Semifinal  
Fell to Stanford  
81-88 in Final*

Auburn advanced to its third consecutive Final Four along with Louisiana Tech, Stanford and Virginia.

In the semifinals, the Tigers forced the Lady Techsters into less than 35 percent shooting from the field, on their way to a 81-69 win over Louisiana Tech.

In the win, Carolyn Jones scored 21 points and added nine rebounds, to go along with Evelyn Thompson's 17 points, Linda Godby's 15 points and Kendall Mago's 10.

Stanford defeated Virginia in the semifinals to set up an Auburn vs. Stanford final.

The Cardinal converted on 11-of-26 from three-point range and out-rebounded the Tigers 49-36 as they went on to defeat Auburn 88-81.

Chantel Tremetiere scored a career-high 17 points and Carolyn Jones added a game-best 24 in the loss. Both were named to the Final Four All-Tournament team.

Also scoring in double figures for the Tigers were C.C. Hayden with 15 points and Thompson, who contributed 10 on the night.

At the half, the score was tied at 41-41, but the Cardinals pulled away, out-shooting Auburn 11-of-26, to 6-of-12 from three-point range on shots by Jennifer Azzi and Katy Steding.



**1980-81**

Feb. 3	.....No. 20
Feb. 10	.....No. 20
Feb. 17	.....No. 20
Feb. 24	.....No. 20
Mar. 3	.....No. 19
Mar. 8	.....No. 17
Mar. 15	.....NR
Mar. 26	.....NR
<b>FINAL</b>	..... <b>NR</b>

**1981-82**

Preseason	.....NR
Nov. 29	.....NR
Dec. 6	.....NR
Dec. 13	.....NR
Dec. 20	.....NR
Dec. 27	.....NR
Jan. 3	.....NR
Jan. 10	.....NR
Jan. 17	.....No. 20
Jan. 24	.....No. 17
Jan. 31	.....No. 18
Feb. 7	.....No. 16
Feb. 14	.....No. 20
Feb. 21	.....No. 19
Feb. 28	.....NR
Mar. 7	.....NR
Mar. 14	.....NR
<b>FINAL</b>	..... <b>NR</b>

**1982-83**

Preseason	.....NR
Nov. 28	.....NR
Dec. 5	.....NR
Dec. 12	.....NR
Dec. 19	.....No. 20
Dec. 16	.....No. 18
Jan. 2	.....No. 17
Jan. 9	.....No. 15
Jan. 16	.....No. 18
Jan. 23	.....No. 17
Jan. 30	.....No. 20
Feb. 6	.....No. 15
Feb. 13	.....No. 14
Feb. 20	.....No. 14
Feb. 27	.....No. 14
Mar. 6	.....No. 15
<b>FINAL</b>	..... <b>No. 14</b>

**1983-84**

Preseason	.....No. 12
Nov. 27	.....No. 12
Dec. 4	.....No. 10
Dec. 11	.....No. 14
Dec. 18	.....No. 14
Dec. 25	.....No. 15
Jan. 1	.....No. 14

Jan. 8	.....No. 15
Jan. 15	.....No. 13
Jan. 22	.....No. 12
Jan. 29	.....No. 10
Feb. 5	.....No. 13
Feb. 12	.....No. 15
Feb. 19	.....No. 16
Feb. 26	.....No. 18
Mar. 4	.....NR
<b>FINAL</b>	..... <b>NR</b>

**1984-85**

Nov. 18	.....NR
Nov. 26	.....NR
Dec. 2	.....NR
Dec. 9	.....NR
Dec. 16	.....No. 19
Dec. 24	.....No. 16
Dec. 30	.....No. 14
Jan. 6	.....No. 12
Jan. 13	.....No. 11
Jan. 20	.....No. 10
Jan. 27	.....No. 10
Feb. 3	.....No. 9
Feb. 10	.....No. 9
Feb. 17	.....No. 9
Feb. 24	.....No. 11
Mar. 3	.....No. 9
<b>FINAL</b>	..... <b>No. 10</b>

**1985-86**

Preseason	.....No. 8
Dec. 1	.....No. 12
Dec. 8	.....No. 12
Dec. 15	.....No. 11
Dec. 22	.....No. 10
Dec. 29	.....No. 10
Jan. 5	.....No. 10
Jan. 12	.....No. 9
Jan. 19	.....No. 10
Jan. 26	.....No. 8
Feb. 2	.....No. 11
Feb. 9	.....No. 10
Mar. 2	.....No. 10
<b>FINAL</b>	..... <b>No. 7</b>

**1986-87**

Preseason	.....No. 4
Dec. 2	.....No. 4
Dec. 9	.....No. 4
Dec. 16	.....No. 4
Dec. 23	.....No. 3
Dec. 30	.....No. 3
Jan. 6	.....No. 3
Jan. 13	.....No. 3
Jan. 20	.....No. 2
Jan. 27	.....No. 2
Feb. 2	.....No. 2

Feb. 9	.....No. 3
Feb. 16	.....No. 3
Feb. 23	.....No. 2
Mar. 3	.....No. 2
<b>FINAL</b>	..... <b>No. 2</b>

**1987-88**

Preseason	.....No. 3
Nov. 30	.....No. 3
Dec. 7	.....No. 3
Dec. 14	.....No. 2
Dec. 21	.....No. 2
Dec. 28	.....No. 2
Jan. 4	.....No. 2
Jan. 11	.....No. 3
Jan. 18	.....No. 3
Jan. 25	.....No. 3
Feb. 1	.....No. 3
Feb. 8	.....No. 3
Feb. 15	.....No. 2
Feb. 22	.....No. 2
Feb. 29	.....No. 1
Mar. 7	.....No. 1
<b>FINAL</b>	..... <b>No. 3</b>

**1988-89**

Preseason	.....No. 7
Nov. 28	.....No. 5
Dec. 5	.....No. 4
Dec. 12	.....No. 4
Dec. 19	.....No. 3
Dec. 26	.....No. 3
Jan. 2	.....No. 3
Jan. 9	.....No. 1
Jan. 16	.....No. 1
Jan. 23	.....No. 1
Jan. 30	.....No. 1
Feb. 6	.....No. 1
Feb. 13	.....No. 1
Feb. 20	.....No. 1
Feb. 26	.....No. 1
Mar. 6	.....No. 1
<b>FINAL</b>	..... <b>No. 2</b>

**1989-90**

Preseason	.....No. 7
Nov. 27	.....No. 6
Dec. 4	.....No. 5
Dec. 11	.....No. 7
Dec. 18	.....No. 7
Dec. 24	.....No. 13
Jan. 1	.....No. 16
Jan. 8	.....No. 15
Jan. 14	.....No. 14
Jan. 21	.....No. 14
Jan. 28	.....No. 14
Feb. 5	.....No. 13
Feb. 12	.....No. 11

Feb. 19	.....No. 11
Feb. 26	.....No. 12
Mar. 5	.....No. 11
<b>FINAL</b>	..... <b>No. 9</b>

**1990-91**

Preseason	.....No. 3
Nov. 27	.....No. 2
Dec. 5	.....No. 2
Dec. 11	.....No. 5
Dec. 18	.....No. 4
Dec. 26	.....No. 3
Jan. 2	.....No. 7
Jan. 1/8	.....No. 5
Jan. 15	.....No. 10
Jan. 22	.....No. 7
Jan. 29	.....No. 7
Feb. 5	.....No. 7
Feb. 12	.....No. 5
Feb. 19	.....No. 5
Feb. 26	.....No. 5
Mar. 6	.....No. 6
<b>FINAL</b>	..... <b>No. 6</b>

**1991-92**

Preseason	.....No. 11
Dec. 2	.....No. 15
Dec. 9	.....No. 16
Dec. 16	.....No. 17
Dec. 23	.....No. 20
Dec. 30	.....No. 18
Jan. 6	.....No. 17
Jan. 13	.....No. 20
Jan. 20	.....NR
Jan. 27	.....NR
Feb. 3	.....NR
Feb. 10	.....NR
Feb. 17	.....NR
Feb. 24	.....NR
Mar. 2	.....NR
Mar. 9	.....NR
<b>FINAL</b>	..... <b>NR</b>

**1992-93**

Preseason	.....No. 24
Dec. 8	.....No. 22
Dec. 15	.....No. 17
Dec. 22	.....No. 15
Dec. 29	.....No. 12
Jan. 5	.....No. 12
Jan. 12	.....No. 9
Jan. 19	.....No. 9
Jan. 26	.....No. 9
Feb. 2	.....No. 8
Feb. 9	.....No. 6
Feb. 16	.....No. 6
Feb. 23	.....No. 3
Mar. 2	.....No. 5
Mar. 9	.....No. 7
<b>FINAL</b>	..... <b>No. 7</b>

**1993-94**

Preseason	.....No. 5
Nov. 29	.....No. 4
Dec. 6	.....No. 4
Dec. 13	.....No. 8
Dec. 20	.....No. 15
Dec. 27	.....No. 18
Jan. 3	.....No. 19
Jan. 10	.....No. 21
Jan. 17	.....No. 23
Jan. 24	.....No. 23
Jan. 31	.....No. 20
Feb. 7	.....No. 19
Feb. 14	.....No. 22
Feb. 21	.....NR
Feb. 28	.....NR
Mar. 7	.....NR
Mar. 14	.....NR
<b>FINAL</b>	..... <b>NR</b>

**Auburn vs. No. 1 Ranked Teams (2-11)**

Mar. 25, 1983	.....#14 AUBURN vs. #1 La. Tech (NCAA)	.....L, 54-81
Feb. 5, 1984	.....#1 La. Tech at #13 AUBURN	.....L, 68-80
Jan. 7, 1989	.....#1 Tenn. at #3 AUBURN	.....W, 67-59
Apr. 2, 1989	.....#2 AUBURN vs. #1 Tennessee (Final Four)	.....L, 60-76
Mar. 30, 1990	.....#9 AUBURN vs. #1 La. Tech (Final Four)	.....W, 89-69
Jan. 5, 1992	.....#1 Virginia at #18 AUBURN	.....L, 70-77
Jan. 15, 1994	.....#21 AUBURN at #1 Tennessee	.....L, 58-46
Jan. 18, 1995	.....#1 Tennessee at AUBURN	.....L, 43-68
Feb. 14, 1998	.....#1 Tennessee vs. Auburn	.....L, 63-79
Feb. 14, 1999	.....#1 Tennessee at #17 AUBURN	.....L, 63-71
Feb. 25, 2001	.....#1 Tennessee at AUBURN	.....L, 49-63
Jan. 30, 2005	.....#1 LSU vs. Auburn	.....L, 52-57
Feb. 20, 2005	.....#1 LSU at AUBURN	.....L, 57-62
Nov. 27, 2005	.....Auburn at #1 Duke	.....L, 37-69



**1994-95**

Preseason	.NR
Nov. 27	.No. 25
Dec. 5	.No. 23
Dec. 12	.No. 25
Dec. 19	.NR
Dec. 25	.NR
Jan. 3	.NR
Jan. 9	.NR
Jan. 16	.NR
Jan. 23	.NR
Jan. 29	.NR
Feb. 6	.NR
Feb. 13	.NR
Feb. 20	.NR
Feb. 27	.NR
Mar. 6	.NR
Mar. 13	.NR
<b>FINAL</b>	<b>.NR</b>

**1995-96**

Preseason	.NR
Nov. 27	.NR
Dec. 3	.NR
Dec. 10	.NR
Dec. 17	.NR
Dec. 25	.No. 25
Jan. 1	.No. 25
Jan. 7	.No. 24
Jan. 15	.No. 23
Jan. 22	.No. 25
Jan. 29	.No. 25
Feb. 5	.No. 22
Feb. 12	.No. 20
Feb. 19	.No. 17
Feb. 26	.No. 16
Mar. 4	.No. 18
<b>FINAL</b>	<b>.No. 19</b>

**1996-97**

Preseason	.No. 25
Nov. 18	.NR
Nov. 25	.NR
Dec. 1	.NR
Dec. 9	.No. 25
Dec. 18	.No. 20
Dec. 22	.No. 17
Dec. 30	.No. 12
Jan. 6	.No. 18
Jan. 13	.No. 22
Jan. 20	.No. 21
Jan. 27	.NR
Feb. 3	.NR
Feb. 9	.NR
Feb. 16	.NR
Feb. 23	.NR
Mar. 3	.No. 19
Mar. 8	.No. 13
<b>FINAL</b>	<b>.No. 13</b>

**1997-98**

Preseason	.No. 20
Nov. 16	.No. 20
Nov. 24	.No. 18
Dec. 1	.No. 18
Dec. 8	.No. 16
Dec. 14	.No. 23
Dec. 22	.No. 21
Dec. 30	.No. 20
Jan. 5	.No. 18
Jan. 11	.No. 21
Jan. 19	.NR
Jan. 25	.NR
Feb. 2	.NR
Feb. 9	.NR

Feb. 15	.NR
Feb. 23	.NR
Mar. 2	.NR
<b>FINAL</b>	<b>.NR</b>

**1998-99**

Preseason	.NR
Nov. 16	.NR
Nov. 23	.NR
Nov. 30	.NR
Dec. 7	.NR
Dec. 14	.NR
Dec. 21	.NR
Dec. 28	.NR
Jan. 4	.NR
Jan. 11	.No. 25
Jan. 18	.No. 20
Jan. 25	.No. 17
Feb. 1	.No. 19
Feb. 8	.No. 17
Feb. 22	.No. 23
Mar. 1	.NR
<b>FINAL</b>	<b>.NR</b>

**1999-00**

Preseason	.No. 11
Nov. 15	.No. 12
Nov. 22	.No. 11
Nov. 29	.No. 8
Dec. 6	.No. 6
Dec. 13	.No. 8
Dec. 20	.No. 8
Dec. 27	.No. 7
Jan. 3	.No. 5
Jan. 10	.No. 10
Jan. 17	.No. 10
Jan. 24	.No. 11
Jan. 31	.No. 13
Feb. 7	.No. 13
Feb. 14	.No. 13
Feb. 21	.No. 11
Feb. 28	.No. 12
Mar. 6	.No. 16
<b>FINAL</b>	<b>.No. 16</b>

**2000-01**

Preseason	.No. 24
Nov. 13	.No. 23
Nov. 20	.No. 23
Nov. 27	.No. 20
Dec. 4	.No. 14
Dec. 11	.No. 9
Dec. 18	.No. 9
Dec. 25	.No. 14
Jan. 1	.No. 20
Jan. 8	.No. 25
Jan. 15	.NR
Jan. 22	.NR
Jan. 29	.NR
Feb. 5	.NR
Feb. 12	.NR
Feb. 19	.NR
Feb. 26	.NR
Mar. 5	.NR
<b>FINAL</b>	<b>.NR</b>

**2001-02**

Preseason	.NR
Nov. 12	.NR
Nov. 19	.NR
Nov. 26	.NR
Dec. 3	.NR
Dec. 10	.No. 25
Dec. 17	.No. 22
Dec. 24	.No. 19

Dec. 31	.No. 17
Jan. 7	.No. 19
Jan. 14	.No. 19
Jan. 21	.No. 22
Jan. 28	.No. 25
Feb. 4	.NR
Feb. 11	.NR
Feb. 18	.NR
Feb. 25	.NR
<b>FINAL</b>	<b>.NR</b>

**2002-03**

Preseason	.NR
Nov. 18	.NR
Nov. 25	.NR
Dec. 3	.NR
Dec. 9	.NR
Dec. 17	.NR
Dec. 23	.NR
Dec. 30	.NR
Jan. 6	.NR
Jan. 13	.NR
Jan. 21	.NR
Jan. 27	.NR
Feb. 3	.NR
Feb. 11	.NR
Feb. 17	.NR
Feb. 24	.NR
Mar. 3	.NR
Mar. 10	.NR
<b>FINAL</b>	<b>.NR</b>

**2003-04**

Preseason	.22
Nov. 18	.25
Nov. 25	.25
Dec. 2	.25
Dec. 9	.24
Dec. 16	.23
Dec. 23	.20
Dec. 30	.21
Jan. 6	.21
Jan. 13	.20
Jan. 20	.22
Jan. 27	.22
Feb. 3	.19
Feb. 10	.14
Feb. 17	.14
Feb. 24	.18
March 2	.19
March 9	.21
<b>FINAL</b>	<b>.22</b>

**2004-05**

Preseason	.NR
Nov. 22	.NR
Nov. 29	.NR
Dec. 6	.NR
Dec. 13	.NR
Dec. 20	.NR
Dec. 27	.NR
Jan. 3	.NR
Jan. 10	.NR
Jan. 17	.NR
Jan. 24	.NR
Jan. 31	.NR
Feb. 7	.NR
Feb. 14	.NR
Feb. 21	.NR
Feb. 28	.NR
Mar. 7	.NR
Mar. 14	.NR
<b>FINAL</b>	<b>.NR</b>

**2005-06**

Preseason	.NR
Nov. 21	.NR
Nov. 28	.NR
Dec. 5	.NR
Dec. 12	.NR
Dec. 19	.NR
Dec. 26	.NR
Jan. 2	.NR
Jan. 9	.NR
Jan. 16	.NR
Jan. 23	.NR
Jan. 30	.NR
Feb. 6	.NR
Feb. 13	.NR
Feb. 20	.NR
Feb. 27	.NR
Mar. 6	.NR
Mar. 13	.NR
<b>FINAL</b>	<b>.NR</b>

**2006-07**

Preseason	.NR
Nov. 13	.NR
Nov. 20	.NR
Nov. 27	.NR
Dec. 4	.NR
Dec. 11	.NR
Dec. 18	.NR
Dec. 25	.NR
Jan. 1	.NR
Jan. 8	.NR
Jan. 15	.NR
Jan. 22	.NR
Jan. 29	.NR
Feb. 4	.NR
Feb. 11	.NR
Feb. 18	.NR
Feb. 25	.NR
Mar. 4	.NR
Mar. 11	.NR
<b>FINAL</b>	<b>.NR</b>

**2007-08**

Preseason	.RV
Nov. 12	.RV
Nov. 19	.18
Nov. 26	.14
Dec. 3	.14
Dec. 10	.14
Dec. 17	.16
Dec. 24	.15
Dec. 31	.18
Jan. 7	.22
Jan. 14	.21
Jan. 21	.25
Jan. 28	.RV
Feb. 4	.RV
Feb. 11	.NR
Feb. 18	.NR
Feb. 25	.NR
Mar. 3	.NR
Mar. 10	.NR
Mar. 17	.NR
<b>FINAL</b>	<b>.NR</b>

