



A U B U R N
BASEBALL

2024 MEDIA GUIDE





TABLES OF CONTENTS/QUICKFACTS

2024 AUBURN BASEBALL INFORMATION

Table of Contents/Quick Facts 1
2024 Roster 2
2024 Schedule 3
TV/Radio Chart 4-5
Plainsman Park 6
Plainsman Park Facts & Records 7
Head Coach Butch Thompson 8-9
Associate Head Coach Karl Nonemaker 10
Associate Head Coach Gabe Gross 11
Pitching Coach Everett Teaford 12
Administration 13
Support Staff 14
2024 Player Profiles 15-54

2023 YEAR IN REVIEW

2023 Auburn Team Stats 55
2023 Notes 56-57
2023 Game-By-Game Hitting 58
2023 Game-By-Game Results 59
2023 Superlatives & Miscellaneous Stats 60
2023 Starting Lineups & Starters 61-62
2024 SEC Tournament 63

HISTORY & RECORDS

Auburn Records 64-65
Single-Season Top 10 Hitting 66
Career Top 10 Hitting 67
Single-Season Top 10 Pitching 68
Career Top 10 Pitching 69
Team Top 10 70
Year-By-Year Team Stats (1949-Pres.) 71-72
Streaks & Sweeps 73
Year-By-Year Leaders 74-76
SEC & NCAA Leaders/No-Hitters & Perfect Games 77
Home Run Records 78-79
Five-Hit Games/20-Run Games 79
The Last Time 80
Year-By-Year Results (1895-1948) 81-84
Year-By-Year Results & Team Stats (1949-Pres.) 85-114
Auburn On Television 115-116
Series Records 117
Results vs. Opponents 118-131
Coaching Records 132
Year-By-Year Standings 133
Auburn at the College World Series 134-135
Auburn in NCAA Super Regionals 136
Auburn in NCAA Regionals 137-140
Auburn in SEC Tournaments 141-142
All-Time Honors & Awards 143-146
Auburn in MLB 147-148
MLB Honors/World Series History 149
Auburn in MLB Draft 150-151
Letterwinners (1949-Pres.) 152-154

KEY POSITION PLAYERS RETURNING (6)
Player Cl. Pos. Ht. Wt. 2023 Statistics
Caden Green* Sr. IF 6-0 170 .211, 23 R, 31 H, 4 2B, 2 HR, 21 RBI
Ike Irish* So. C 6-2 203 .361, 48 R, 86 H, 24 2B, 6 HR, 50 RBI
Cooper McMurray* R-Jr. IF 6-3 261 .272, 37 R, 37 H, 6 2B, 14 HR, 49 RBI
Bobby Peirce* Gr. OF 6-0 187 .343, 43 R, 62 H, 10 2B, 5 HR, 26 RBI
Chris Stanfield* So. OF 6-2 195 .280, 33 R, 46 H, 8 2B, 22 RBI, 9 SB
Carter Wright Sr. C 5-10 200 .226, 3 R, 7 H, 7 RBI, 5 BB

* - 2023 starter

KEY PITCHERS RETURNING (7)
Player Cl. Ht. Wt. 2023 Statistics
Chase Allsup Jr. 6-2 235 1-2, 5.47 ERA, 20 G/8 GS, 49.1 IP, 33 BB, 49 K
John Armstrong Jr. 5-11 223 6-2, 5.40 ERA, 22 G, 2 SV, 36.2 IP, 20 BB, 34 K
Tanner Bauman Sr. 6-5 225 4-1, 5.77 ERA, 22 G, 53.0 IP, 28 BB, 42 K
Will Cannon Jr. 6-1 201 3-2, 4.41 ERA, 23 G, 5 SV, 49.0 IP, 28 BB, 44 K
Zach Crotchfelt So. 6-3 215 1-2, 5.62 ERA, 17 G/6 GS, 41.2 IP, 25 BB, 45 K
Joseph Gonzalez R-Jr. 6-4 233 1-0, 0.00 ERA, 1 G/GS, 5.0 IP, 0 BB, 1 K
Christian Herberholz R-Sr. 5-11 195 1-3, 4.18 ERA, 17 G/8 GS, 47.1 IP, 22 BB, 41 K

RADIO INFORMATION

Primary Stations WGZZ-FM (94.3), AU100-FM(100.3)
Radio Network Auburn Sports Network
Primary Contact Andy Burcham
Play-by-Play Announcers Andy Burcham & Brad Law

GENERAL INFORMATION

Location Auburn, Ala.
Founded October 1, 1856
Enrollment 31,526
Nickname Tigers
Colors Burnt Orange and Navy Blue
Affiliation NCAA Division I
Conference Southeastern (SEC West)
President Dr. Christopher B. Roberts (Missouri)
Athletic Director John Cohen (Mississippi State)

KEY NUMBERS

Media Relations Office (334) 844-9800
Media Relations FAX (334) 844-9807
Plainsman Park Press Box (334) 844-4138
Athletic Department Phone (334) 844-4750
Baseball Office (334) 844-4990
Ticket Office (855) 282-2010
Website www.AuburnTigers.com
Twitter @AuburnBaseball

STADIUM INFORMATION

Stadium Samford Stadium-Hitchcock Field at Plainsman Park
First Year/Renovated 1950/1996
Capacity 4,096
All-Time Record 1,282-581-1 (.688)
Dimensions LF- 315; CF- 385; RF- 331
Alleys LC- 335/385; RC- 360

HISTORY

All-Time Record (since 1895) 2,596-1,754-34 (.596)
Record since 1949 (Modern Era) 2,065-1,420-5 (.592)
All-Time Conference Record 958-907-3 (.514)
All-Time SEC Tournament Record 36-54 (.400)
NCAA Tournament Appearances 24
NCAA Regional Record 54-47 (.535)
Last NCAA Regional 2023 (Auburn, Ala.)
Last NCAA Super Regional 2022 (Corvallis, Ore.)
College World Series Appearances 6
College World Series Record 4-12 (.250)
Last College World Series 2022

COACHING/SUPPORT STAFF

Head Coach Butch Thompson (Birmingham-Southern)
Record at Auburn 256-187-1 (.578), Ninth year
Career Record 295-208-1 (.586), 10th year
Associate Head Coach & Recruiting Coordinator Karl Nonemaker (Vanderbilt)
Associate Head Coach & Hitting Coach Gabe Gross (Auburn)
Pitching Coach Everett Teaford (Georgia Southern)
Director of Player Development Scott Foxhall (College of Charleston)
Director of Operations Greg Drye (Southern Miss)
Athletic Administrator Rhett Hobart (Mississippi State)
Strength and Conditioning Chris Joyner (Minnesota State, Mankato)
Athletic Trainer Anthony Sandersen (South Dakota St.)

TEAM INFORMATION

2023 Overall Record Total 34-23-1 Home 23-11-1 Away 8-10 Neut. 3-2
2023 SEC Record 17-13 10-5 7-8 0-0
Conference Finish 3rd, West; 5th Overall
2023 Postseason Auburn Regional
2023 Final Ranking No. 23 (Perfect Game)
Letterwinners Returning/Lost 18/16
Position Starters Returning/Lost 5/5
Pitchers Returning/Lost 12/5
Newcomers 19

ATHLETIC COMMUNICATIONS

Baseball SID George Nunnelley
SID FAX Number (334) 844-9807
Nunnelley's Cell Phone (502) 609-9982
Nunnelley's Email gnnunnelley@auburn.edu
Assoc. AD/Communications Kirk Sampson
Sampson's Email kirk@auburn.edu
SID Mailing Address P.O. Box 351; Auburn, AL 36830-0351
SID Overnight Address Athletic Complex
392 S. Donahue Dr., Auburn, AL 36849





2024 AUBURN BASEBALL ROSTER

BY POSITION PITCHERS

| No. | Name | B/T | Pos. | Cl. | Ht. | Wt. | Hometown (Previous School) |
|-----|----------------------|-----|--------|-------|------|-----|--|
| 46 | Chase Allsup | R/R | RHP | Jr. | 6-2 | 235 | Dothan, Ala. (Dothan) |
| 41 | John Armstrong | R/R | RHP | Jr. | 5-11 | 223 | Marietta, Ga. (Harrison) |
| 25 | Tanner Bauman | L/L | LHP | Sr. | 6-4 | 225 | Jacksonville, Fla. (St. John's River State) |
| 33 | Will Cannon | R/R | RHP | Jr. | 6-1 | 201 | Phenix City, Ala. (Northwest Florida State) |
| 23 | Parker Carlson | R/R | RHP | Jr. | 6-1 | 188 | Mobile, Ala. (Faith Academy) |
| 54 | Konner Copeland | L/L | LHP | 5th | 6-2 | 181 | Mobile, Ala. (Pensacola State) |
| 77 | Zach Crotchfelt | L/L | LHP | So. | 6-3 | 215 | Jackson, N.J. (Jackson Memorial) |
| 45 | Joseph Gonzalez | R/R | RHP | R-Jr. | 6-4 | 233 | Humacao, P.R. (Leadership Christian Academy) |
| 32 | Griffin Graves | L/L | LHP | Fr. | 5-10 | 184 | Jackson, Tenn. (Trinity Christian) |
| 29 | Christian Herberholz | R/R | RHP | R-Sr. | 5-11 | 195 | Scottsboro, Ala. (Southern Union) |
| 53 | Konner Keplinger | R/L | LHP | Fr. | 6-0 | 183 | Morris, Ala. (Mortimer Jordan) |
| 47 | Cameron Keshock | R/R | RHP | So. | 6-5 | 224 | Spanish Fort, Ala. (Spanish Fort) |
| 38 | Conner McBride | R/R | RHP | Jr. | 6-1 | 205 | San Diego, Calif. (St. John's River) |
| 22 | Hayden Murphy | R/R | RHP/IF | So. | 6-3 | 191 | Chula, Ga. (Tiftarea Academy) |
| 24 | Carson Myers | L/L | LHP | Jr. | 6-2 | 204 | Bowling Green, Ky. (UAB) |
| 12 | Drew Nelson | L/L | LHP/OF | So. | 5-11 | 206 | Troy, Ala. (Pike Liberal Arts) |
| 43 | Alex Petrovic | R/R | RHP | Fr. | 6-5 | 232 | Cypress, Texas (Concordia Lutheran) |
| 13 | Ben Schorr | R/R | RHP | R-Jr. | 6-0 | 209 | Columbus, Ga. (Columbus) |
| 49 | Drew Sofield | L/L | LHP | Fr. | 6-2 | 206 | Young Harris, Ga. (Townsend County) |
| 40 | Cam Tilly | R/R | RHP | Fr. | 6-1 | 201 | Newburgh, Ind. (Castle) |
| 20 | Dylan Watts | R/R | RHP | So. | 6-2 | 187 | Enumclaw, Wash. (Tacoma CC) |

CATCHERS

| No. | Name | B/T | Pos. | Cl. | Ht. | Wt. | Hometown (Previous School) |
|-----|----------------|-----|------|-----|------|-----|--------------------------------------|
| 18 | Ike Irish | L/R | C | So. | 6-2 | 203 | Hudsonville, Mich. (St. Mary's Prep) |
| 6 | Cale Stricklin | R/R | C | Fr. | 5-10 | 197 | Watkinsville, Ga. (North Oconee) |
| 4 | Carter Wright | R/R | C | Sr. | 5-10 | 200 | Blairsville, Ga. (Iowa Western) |

INFIELDERS

| No. | Name | B/T | Pos. | Cl. | Ht. | Wt. | Hometown (Previous School) |
|-----|-----------------|-----|-------|-------|------|-----|--|
| 7 | Deric Fabian | R/R | IF | Jr. | 6-3 | 190 | Ocala, Fla. (Florida) |
| 10 | Kaleb Freeman | B/R | C/IF | Jr. | 6-0 | 202 | Flowery Branch, Ga. (St. John's River) |
| 1 | Caden Green | R/R | IF | Sr. | 6-0 | 170 | Tulsa, Okla. (Seminole State) |
| 8 | Eric Guevara | R/R | IF | Fr. | 5-11 | 204 | Parque Lefevre, Panama (Georgia Premier) |
| 19 | Christian Hall | L/L | IF/OF | Gr. | 6-2 | 254 | Calera, Ala. (UAB) |
| 5 | Javon Hernandez | R/R | IF | Sr. | 5-7 | 171 | Danbury, Conn. (Jacksonville State) |
| 51 | Ty Mauldin | L/R | IF | R-Jr. | 5-11 | 187 | Trussville, Ala. (Snead State) |
| 26 | Cooper McMurray | L/L | IF | R-Jr. | 6-3 | 261 | Tulsa, Okla. (Kansas) |
| 11 | Gavin Miller | R/R | IF | So. | 5-11 | 202 | Oakdale, Pa. (West Allegheny) |
| 52 | Sam Robertson | R/R | IF | Fr. | 6-2 | 176 | Oxford, Ala. (Oxford) |
| 2 | Cooper Weiss | R/R | IF | Gr. | 5-11 | 201 | Fort Myers, Fla. (Miami OH) |

OUTFIELDERS

| No. | Name | B/T | Pos. | Cl. | Ht. | Wt. | Hometown (Previous School) |
|-----|-----------------|-----|-------|-----|-----|-----|---|
| 14 | Cade Belyeu | L/R | OF | Fr. | 6-4 | 209 | Auburn, Ala. (Auburn) |
| 16 | Cole Edwards | R/R | OF/IF | Fr. | 6-5 | 213 | Hoover, Ala. (Spain Park) |
| 21 | Mason Maners | L/R | OF | Sr. | 6-0 | 191 | Vestavia Hills, Ala. (Jacksonville State) |
| 27 | Bobby Peirce | R/R | OF | Gr. | 6-0 | 187 | Scottsdale, Ariz. (South Mountain) |
| 3 | Chris Stanfield | R/R | OF | So. | 6-2 | 195 | Tallahassee, Fla. (Chiles) |

COACHES & STAFF

| No. | Name | Title | Experience |
|-----|------------------------|---|--------------|
| 30 | Butch Thompson | Head Coach | Ninth Year |
| 36 | Karl Nonemaker | Associate Head Coach & Recruiting Coordinator | Seventh Year |
| 39 | Gabe Gross | Associate Head Coach | Seventh Year |
| 17 | Everett Teaford | Pitching Coach | First Year |
| | Scott Foxhall | Director of Player Development | First Year |
| | Greg Drye | Director of Operations | Ninth Year |
| | Chris Joyner | Strength & Conditioning Coach | Sixth Year |
| | Anthony Sandersen | Athletic Trainer | Seventh Year |
| | Sara Elizabeth Jackson | Special Assistant to the Head Coach | Fourth Year |

NUMERICAL

| No. | Name | Pos. |
|-----|----------------------|--------|
| 1 | Caden Green | IF |
| 2 | Cooper Weiss | IF |
| 3 | Chris Stanfield | OF |
| 4 | Carter Wright | C |
| 5 | Javon Hernandez | IF |
| 6 | Cale Stricklin | C |
| 7 | Deric Fabian | IF |
| 8 | Eric Guevara | IF |
| 10 | Kaleb Freeman | C/IF |
| 11 | Gavin Miller | IF |
| 12 | Drew Nelson | LHP/OF |
| 13 | Ben Schorr | RHP |
| 14 | Cade Belyeu | OF |
| 16 | Cole Edwards | OF/IF |
| 18 | Ike Irish | C |
| 19 | Christian Hall | IF/OF |
| 20 | Dylan Watts | RHP |
| 21 | Mason Maners | OF |
| 22 | Hayden Murphy | RHP/IF |
| 23 | Parker Carlson | RHP |
| 24 | Carson Myers | LHP |
| 25 | Tanner Bauman | LHP |
| 26 | Cooper McMurray | IF |
| 27 | Bobby Peirce | OF |
| 29 | Christian Herberholz | RHP |
| 32 | Griffin Graves | LHP |
| 33 | Will Cannon | RHP |
| 38 | Conner McBride | RHP |
| 40 | Cam Tilly | RHP |
| 41 | John Armstrong | RHP |
| 43 | Alex Petrovic | RHP |
| 45 | Joseph Gonzalez | RHP |
| 46 | Chase Allsup | RHP |
| 47 | Cameron Keshock | RHP |
| 49 | Drew Sofield | LHP |
| 51 | Ty Mauldin | IF |
| 52 | Sam Robertson | IF |
| 53 | Konner Keplinger | LHP |
| 54 | Konner Copeland | LHP |
| 77 | Zach Crotchfelt | LHP |



2024 AUBURN BASEBALL SCHEDULE

| DATE | DAY | OPPONENT | LOCATION | TIME |
|-------------------|-----------|--------------------------------|---|-----------|
| FEB. 16 | FRIDAY | EASTERN KENTUCKY | AUBURN | 6 P.M. |
| FEB. 17 | SATURDAY | EASTERN KENTUCKY | AUBURN | 1 P.M. |
| FEB. 18 | SUNDAY | EASTERN KENTUCKY | AUBURN | 1 P.M. |
| FEB. 20 | TUESDAY | UAB | AUBURN | 6 P.M. |
| Feb. 23 | Friday | vs. Iowa [^] | Jacksonville, FL (121 Financial Ballpark) | 5 p.m. |
| Feb. 24 | Saturday | vs. Wichita State [^] | Jacksonville, FL (121 Financial Ballpark) | 11 a.m. |
| Feb. 25 | Sunday | vs. Virginia [^] | Jacksonville, FL (121 Financial Ballpark) | 3 p.m. |
| FEB. 27 | TUESDAY | SAMFORD | AUBURN | TBA |
| MAR. 1 | FRIDAY | UCONN | AUBURN | TBA |
| MAR. 2 | SATURDAY | UCONN | AUBURN | 1 P.M. |
| MAR. 3 | SUNDAY | UCONN | AUBURN | 1 P.M. |
| MAR. 5 | TUESDAY | AIR FORCE | AUBURN | TBA |
| MAR. 6 | WEDNESDAY | AIR FORCE | AUBURN | TBA |
| MAR. 8 | FRIDAY | AUSTIN PEAY | AUBURN | 6 P.M. |
| MAR. 9 | SATURDAY | AUSTIN PEAY | AUBURN | 1 P.M. |
| MAR. 10 | SUNDAY | AUSTIN PEAY | AUBURN | 1 P.M. |
| Mar. 12 | Tuesday | vs. Troy | Madison, AL (Toyota Field) | 6 p.m. |
| Mar. 15 | Friday | at Vanderbilt* | Nashville, TN | 6 p.m. |
| Mar. 16 | Saturday | at Vanderbilt* | Nashville, TN | 2 p.m. |
| Mar. 17 | Sunday | at Vanderbilt* | Nashville, TN | 1 p.m. |
| Mar. 19 | Tuesday | vs. South Alabama | Montgomery, AL (Riverwalk Stadium) | 6 p.m. |
| MAR. 21 | THURSDAY | ARKANSAS* | AUBURN | 6 P.M. |
| MAR. 22 | FRIDAY | ARKANSAS* | AUBURN | 6 P.M. |
| MAR. 23 | SATURDAY | ARKANSAS* | AUBURN | 2 P.M. |
| MAR. 26 | TUESDAY | JACKSONVILLE STATE | AUBURN | 6 P.M. |
| Mar. 28 | Thursday | at Texas A&M* | College Station, TX | 6 p.m. |
| Mar. 29 | Friday | at Texas A&M* | College Station, TX | 6 p.m. |
| Mar. 30 | Saturday | at Texas A&M* | College Station, TX | 7 p.m. |
| Apr. 2 | Tuesday | at UAB | Birmingham, AL (Regions Field) | 6 p.m. |
| APR. 5 | FRIDAY | TENNESSEE* | AUBURN | 6 P.M. |
| APR. 6 | SATURDAY | TENNESSEE* | AUBURN | 3:30 P.M. |
| APR. 7 | SUNDAY | TENNESSEE* | AUBURN | 1 P.M. |
| APR. 9 | TUESDAY | ALABAMA STATE | AUBURN | 6 P.M. |
| APR. 11 | THURSDAY | KENTUCKY* | AUBURN | 6 P.M. |
| APR. 12 | FRIDAY | KENTUCKY* | AUBURN | 6 P.M. |
| APR. 13 | SATURDAY | KENTUCKY* | AUBURN | 2 P.M. |
| APR. 16 | TUESDAY | GEORGIA TECH | AUBURN | 6 P.M. |
| Apr. 19 | Friday | at Mississippi State* | Starkville, MS | TBA |
| Apr. 20 | Saturday | at Mississippi State* | Starkville, MS | 5 p.m. |
| Apr. 21 | Sunday | at Mississippi State* | Starkville, MS | TBA |
| APR. 23 | TUESDAY | FLORIDA A&M | AUBURN | 3 P.M. |
| Apr. 26 | Friday | at LSU* | Baton Rouge, LA | 6:30 p.m. |
| Apr. 27 | Saturday | at LSU* | Baton Rouge, LA | 6 p.m. |
| Apr. 28 | Sunday | at LSU* | Baton Rouge, LA | 1 p.m. |
| MAY 3 | FRIDAY | OLE MISS* | AUBURN | 6 P.M. |
| MAY 4 | SATURDAY | OLE MISS* | AUBURN | 2 P.M. |
| MAY 5 | SUNDAY | OLE MISS* | AUBURN | 1 P.M. |
| May 7 | Tuesday | at Georgia Tech | Atlanta, GA | 5 p.m. |
| May 10 | Friday | at Missouri* | Columbia, MO | 6 p.m. |
| May 11 | Saturday | at Missouri* | Columbia, MO | 3 p.m. |
| May 12 | Sunday | at Missouri* | Columbia, MO | 1 p.m. |
| May 14 | Tuesday | vs. Samford | Hoover, AL (Hoover Met) | 6 p.m. |
| MAY 16 | THURSDAY | ALABAMA* | AUBURN | 6 P.M. |
| MAY 17 | FRIDAY | ALABAMA* | AUBURN | 6 P.M. |
| MAY 18 | SATURDAY | ALABAMA* | AUBURN | 2 P.M. |
| POSTSEASON | | | | |
| May 21-26 | | SEC Tournament | Hoover, AL | TBA |
| May 31 - June 3 | | NCAA Regionals | TBA | TBA |
| June 7-10 | | NCAA Super Regionals | TBA | TBA |
| June 14-24 | | College World Series | Omaha, NE | TBA |

LEGEND

* SEC game | ^ Jax College Baseball Classic

All times central and subject to change | Home games in **BOLD**



TV/RADIO SPOTTING CHART



#1 Caden Green
Sr. • IF • R-R
6-0 • 170
Tulsa, Okla.



#2 Cooper Weiss
Gr. • IF • R-R
5-11 • 201
Fort Myers, Fla.



#3 Chris Stanfield
So. • OF • R-R
6-2 • 195
Tallahassee, Fla.



#4 Carter Wright
Sr. • C • R-R
5-10 • 200
Blairsville, Ga.



#5 Javon Hernandez
Sr. • IF • R-R
5-7 • 171
Danbury, Conn.



#6 Cale Stricklin
Fr. • C • R-R
5-10 • 197
Watkinsville, Ga.



#7 Deric Fabian
Jr. • IF • R-R
6-3 • 190
Ocala, Fla.



#8 Eric Guevara
Fr. • IF • R-R
5-11 • 204
Parque Lefevre, Pan.



#10 Kaleb Freeman
Jr. • IF • S-R
6-0 • 202
Flowerly Branch, Ga.



#11 Gavin Miller
So. • IF • R-R
5-11 • 202
Oakdale, Pa.



#12 Drew Nelson
So. • LHP/OF • L-L
5-11 • 206
Troy, Ala.



#13 Ben Schorr
R-Jr. • RHP • R-R
6-1 • 209
Columbus, Ga.




#14 Cade Belyeu
Fr. • OF • L-R
6-4 • 209
Auburn, Ala.



#16 Cole Edwards
Fr. • OF • R-R
6-5 • 213
Hoover, Ala.



#18 Ike Irish
So. • C • L-R
6-2 • 203
Hudsonville, Mich.



#19 Christian Hall
Gr. • IF/OF • L-L
6-2 • 254
Calera, Ala.



#20 Dylan Watts
So. • RHP • R-R
6-2 • 187
Enumclaw, Wash.



#21 Mason Maners
Sr. • OF • L-R
6-0 • 191
Vestavia Hills, Ala.



#22 Hayden Murphy
So. • RHP/IF • R-R
6-3 • 191
Chula, Ga.



#23 Parker Carlson
Jr. • RHP • R-R
6-1 • 188
Mobile, Ala.



TV/RADIO SPOTTING CHART



#24 Carson Myers
Jr. • LHP • L-L
6-2 • 204
Bowling Green, Ky.



#25 Tanner Bauman
Sr. • LHP • L-L
6-5 • 225
Jacksonville, Fla.



#26 Cooper McMurray
R.Jr. • IF • L-L
6-3 • 261
Tulsa, Okla.



#27 Bobby Peirce
Gr. • OF • R-R
6-0 • 187
Scottsdale, Ariz.



#29 Christian Herberholz
R-Sr. • RHP • R-R
5-11 • 195
Scottsboro, Ala.



#32 Griffin Graves
Fr. • LHP • L-L
5-10 • 184
Jackson, Tenn.



#33 Will Cannon
Fr. • RHP • R-R
6-1 • 201
Phenix City, Ala.




#38 Conner McBride
Jr. • RHP • R-R
6-1 • 205
San Diego, Calif.



#40 Cam Tilly
Fr. • RHP • R-R
6-1 • 201
Newburgh, Ind.



#41 John Armstrong
Jr. • RHP • R-R
5-11 • 223
Marietta, Ga.



#43 Alex Petrovic
Fr. • RHP • R-R
6-5 • 232
Cypress, Texas



#45 Joseph Gonzalez
R.Jr. • RHP • R-R
6-4 • 233
Humacao, Puerto Rico



#46 Chase Allsup
Jr. • RHP • R-R
6-2 • 235
Dothan, Ala.



#47 Cameron Keshock
So. • RHP • R-R
6-5 • 224
Spanish Fort, Ala.



#49 Drew Sofield
Fr. • LHP • L-L
6-2 • 206
Young Harris, Ga.



#51 Ty Mauldin
R.Jr. • IF • L-R
5-11 • 187
Trussville, Ala.




#52 Sam Robertson
Fr. • IF • R-R
6-2 • 176
Oxford, Ala.



#53 Konner Keplinger
Fr. • LHP • R-L
6-0 • 183
Morris, Ala.



#54 Konner Copeland
5th • LHP • L-L
6-2 • 181
Mobile, Ala.



#77 Zach Crotchfelt
So. • LHP • L-L
6-3 • 215
Jackson, N.J.





PLAINSMAN PARK - HOME OF THE TIGERS

Auburn's baseball home for the past 74 seasons, Samford Stadium-Hitchcock Field at Plainsman Park seats 4,096, including 3,227 chairback seats. The design combines the look of old-time ballparks with academic buildings on the Auburn campus to create a facade of brick and painted steel.

A 1998 facelift transformed Auburn's baseball field into a renaissance of Camden Yard proportions. The park offers the brick backstop of Wrigley Field, the dark green chairback seats of Camden Yards and the Green Monster of Fenway Park, each timeless elements borrowed and melded together to create a timeless atmosphere for college baseball.

In 2016, Samford Stadium-Hitchcock Field at Plainsman Park was named one of the top venues in the country for college baseball by D1Baseball.com. Baseball America voted the facility the best in college baseball prior to the 2003 season.

The intimacy of the park extends to the position of the spectators. The front row box seats are located close to the infield action, just four feet off the ground and only 40 feet from the first and third base bags. The backstop is just 40 feet from home plate and now includes the Hall of Fame Club, named after the first member of the National Baseball Hall of Fame in SEC history in Frank Thomas. The club space, which is new for the 2024 season, includes reserved seating, a standing room drink rail and club space access.

Down the left field line perched above the box seats, a terraced area allows for another 750 fans to enjoy Auburn baseball.

Besides the playing field and grand stands, the structure also houses the Tigers' clubhouse, which features a locker room, training and equipment areas, an indoor hitting facility, a weight room, a team lounge area and coaches' offices.

The commitment to excellence of Auburn's baseball program is evident by the continuing efforts to keep Plainsman Park on the forefront of college baseball. Those efforts have included numerous additions and upgrades to the facility since its initial renovations in 1996. The biggest renovation yet, which will include a First Base Club, Home Plate Club and War Eagle Wall general admission space, among other amenities, will be completed prior to the 2025 season.

Prior to the completion of the brand new Hall of Fame Club, the most recent upgrades were completed prior to the 2021 and 2022 seasons with the completion of the Josh Donaldson Hitting Lab located beyond the right field fence, which opened in January 2021, and the conversion of the old hitting tunnels located behind the visitor's dugout into a state-of-the-art weight room prior to the 2022 season. In conjunction with the dedication of the 7,100-square-foot hitting facility, Auburn also dedicated the Tim Hudson Clubhouse and the Joey Pierson and Keith Jones Archways prior to the 2022 season and previously dedicated the home dugout to former head coach Hal Baird in September 2018.

Notable fan experience upgrades have also occurred in recent years, starting in 2017 with the installation of one of the largest video boards in the country measuring 24'0" x 62'4" and a new state-of-the-art sound system along with a MUSCO LED lighting system. Prior to the 2022 season, a student outreach initiative that included adding a viewing plaza beyond the fence in right center field enhanced the overall atmosphere of an Auburn baseball gameday, which ultimately resulted in setting an attendance record in back-to-back seasons in 2022 and 2023. The outfield viewing plaza has now been converted into an elevated, two-tiered deck for the 2024 season. Additionally, chair back seats throughout the ballpark have been replaced, including installing blue mesh cushioned chairs in the sections nearest to home plate.

Auburn baseball has also partnered with TrackMan and is one of four college programs actively using KinaTrax to implement a data analytic system that brings the Tigers to the forefront nationally in next-level player development.

Key renovations and additions came in both 2013 and 2014. First, former Auburn All-American Tim Hudson and his wife Kim donated \$1 million for upgrades to the Auburn clubhouse, locker room, equipment room and athletic training room inside Plainsman Park that were completed in late 2013. Additionally as part of the renovation, new coach's offices, meeting rooms and an alumni room were added. In 2014 both the home and away dugouts were extended 10 feet and new benches were added complete with permanent camera wells.

Beginning in 2010, the outfield wall was padded and represents a Wall of Fame for Auburn baseball, recognizing former greats of the program. The first class of inductees included Bo Jackson, Gregg Olson, Frank Thomas and Tim Hudson on February 27, 2010.

The Plainsman Park Strength and Rehabilitation Center was completed in January of 2004. It houses an x-ray lab, rehabilitation center, physical therapy area, offices for Auburn Sports Medicine Clinic and Andrews Sports Medicine and Orthopedic Center - a research institute directed by Dr. James Andrews, which serves nationally acclaimed professional athletes as well as Auburn's student-athletes. Rehabilitation services are also available to the public.

In the summer of 2001, construction began on a \$2.3 million renovation to Plainsman Park that included the addition of 630 chairback box seats down the right and left field foul lines. The bullpens, which once existed where the seats down the foul line are now, were relocated during the renovation. Auburn's bullpen is located behind the Green Monster in left field, while the visiting bullpen rests beyond the right-center field fence, next to the K Korner.

Although the grandstand was constructed prior to the 1996 season, one part of the project was already in place for the 1995 season. Auburn installed a dark green asymmetrically designed outfield wall, which provided a distinct change in the playing dynamics of Plainsman Park.

The most unique feature of that fence is still in place with the 30-foot "Green Monster" in left field, which provides an aesthetically pleasing view to spectators in the grandstand. Rather than the left field foul pole being 345 feet from home plate, as in the past, the wall is just 315 feet from the batter.

Beginning at the left field power alley and continuing around to the right field foul pole, the top of the wall drops down from 30 to eight feet.

Auburn baseball moved its home to the present location in time for the 1950 season. Prior to that, all home games were played on what is now a campus green behind the east side of Jordan-Hare Stadium.

Plainsman Park was host to the 1978 NCAA South Regional and NCAA Regionals in 1999, 2003, 2010, 2022 and 2023 - marking the first time in program history to host back-to-back regionals. It has also witnessed the budding baseball careers of Bo Jackson, Tim Hudson, Gregg Olson, Scott Sullivan, Frank Thomas, Gabe Gross and Josh Donaldson. In 1994, John Powell struck out LSU's Warren Morris at Plainsman Park to set the NCAA career strikeout record. Powell also set the SEC all-time strikeout mark at Plainsman Park, against Arkansas in 1993.

Plainsman Park also has had the privilege of hosting President George W. Bush. Approximately 14,000 people gathered on October 24, 2002, to listen to Bush speak. Bush's visit marked the first time since Franklin D. Roosevelt in 1939 that a United States President visited Auburn while in office.

The field is named in honor of Billy and Jimmy Hitchcock, brothers who became two of Auburn's most noteworthy athletic performers during the 1930s. In 1997, Plainsman Park was renamed Hitchcock Field at Plainsman Park.

The university renamed the facility Samford Stadium-Hitchcock Field at Plainsman Park in May of 2003, naming the stadium after longtime Auburn Board of Trustee Member W. James "Jimmy" Samford, Jr.

Jimmy Samford, who passed away in December of 2003, worked tirelessly in spearheading the efforts for the renovations of Plainsman Park in the late 1990s. It was his work that has made Samford Stadium-Hitchcock Field at Plainsman Park one of the top collegiate baseball facilities in the country. Samford graduated from Auburn in political science in 1972 and was appointed to the board in 1987.

The late Jimmy Hitchcock was Auburn's first All-American in both baseball and football and was known as the "Phantom of Union Springs" for his overall athletic ability. Following a career in Major League Baseball, Jimmy Hitchcock coached the Auburn baseball team in the 1940s before being elected to the Public Service Commission of Auburn on three different occasions.

Billy Hitchcock led Auburn to its first SEC baseball title in 1937 and to its first football bowl game later that fall. Following a nine-year Major League playing career with five teams, "Mr. Billy" earned the title of "The Dignified War Eagle" as manager of the Detroit Tigers, Baltimore Orioles and Atlanta Braves and as commissioner of the Southern League. Hitchcock passed away at the age of 89 in April 2006.



PLAINSMAN PARK FACTS & RECORDS



PLAINSMAN PARK FACTS

GENERAL INFORMATION

First Year 1950
 Years Entering 75th
 Surface Natural Grass/Artificial Turf
 All-Time Record 1,307-588-1 (.690)
 Most Wins, Season 30 (1997 & 2010)
 Capacity 4,096

SEATING BREAKDOWN

Chairback Seats 3,227
 Terrace Seats 750
 Wheelchair Spaces 60
 Press Box Seats 59

DIMENSIONS

Left Field 315 ft.
 Left-Center 335/385 ft.
 Center Field 385 ft.
 Right-Center 360 ft.
 Right Field 331 ft.

FENCE HEIGHT

Left Field 30 feet
 LC to RF Foul Pole 8 feet

FIRST NIGHT GAME

March 27, 1977 vs. LSU, 2-0, 10-2

EVENTS HOSTED

1978 NCAA South Regional
 1999 NCAA Regional
 2002 President George W. Bush Visit
 2003 NCAA Regional
 2010 NCAA Regional
 2022 NCAA Regional
 2023 NCAA Regional

RENOVATIONS/ADDITIONS

1995 New outfield wall
 1996 Renovation of Plainsman Park
 1998 Existing Scoreboard
 2002 Addition of 620 chair-back seats down right and left field lines
 2003 Drainage system and new playing surface
 2004 Strength and Rehabilitation Center
 2008 Renovation of team meeting room
 2009 Original video board installed
 2010 Wall of Fame added
 2013 Clubhouse renovated
 Alumni Room
 New coaches' offices in Strength/Rehab Center
 Open fence for home bullpen
 Flagpoles on plaza honoring CWS teams
 2014 Expanded dugouts
 2017 New video board, sound system, LED lights and chairback seating
 2018 Complete resurfacing, including artificial turf installation
 2019 New floor matting and LINE-X coating in dugouts
 2019 Ground breaking on player development facility
 2021 Completion of the player development facility, aesthetic updates to outfield wall, concourse and seats
 2022 Renovated old batting cages into on-site weight room

ATTENDANCE RECORDS

SINGLE GAME

| Att. | Date | Opponent | Result |
|-------|-----------|--------------|---------|
| 4,715 | 4/6/2002 | LSU | W, 11-3 |
| 4,673 | 4/5/2003 | Alabama | L, 2-3 |
| 4,503 | 4/4/2003 | Alabama | W, 10-2 |
| 4,491 | 4/5/2002 | LSU | L, 4-9 |
| 4,471 | 4/12/1997 | Alabama | W, 13-8 |
| 4,428 | 4/6/2003 | Alabama | W, 7-6 |
| 4,415 | 5/29/1999 | NC State | W, 9-7 |
| 4,409 | 3/11/2003 | Georgia Tech | L, 2-4 |
| 4,360 | 2/22/2014 | California | L, 0-5 |
| 4,220 | 3/29/2008 | Tennessee | L, 4-8 |

THREE GAME SERIES

| Att. | Opponent | Dates |
|--------|----------------------------|-----------------|
| 13,606 | Alabama | April 4-6, 2003 |
| 13,320 | LSU | April 5-7, 2002 |
| 12,288 | Six Times (last: Missouri) | May 19-20, 2023 |

SINGLE SEASON

| Att. | Year | Dates | Avg. |
|---------|------|-------|-------|
| 129,948 | 2023 | 35 | 3,712 |
| 127,947 | 2022 | 35 | 3,656 |
| 111,627 | 2004 | 33 | 3,382 |
| 109,778 | 1999 | 38 | 2,888 |
| 107,500 | 2014 | 34 | 3,161 |

PLAINSMAN PARK YEAR-BY-YEAR RECORDS

| | | | |
|-----------|-------|-----------|--------|
| 1950..... | 4-7 | 1987..... | 26-7 |
| 1951..... | 7-4 | 1988..... | 27-8 |
| 1952..... | 5-5 | 1989..... | 29-7 |
| 1953..... | 1-5 | 1990..... | 27-11 |
| 1954..... | 9-2 | 1991..... | 25-11 |
| 1955..... | 6-5 | 1992..... | 22-12 |
| 1956..... | 5-6 | 1993..... | 27-7 |
| 1957..... | 9-4 | 1994..... | 25-8 |
| 1958..... | 9-6 | 1995..... | 28-5 |
| 1959..... | 2-1 | 1996..... | 22-11 |
| 1960..... | 7-3 | 1997..... | 30-6 |
| 1961..... | 6-3 | 1998..... | 26-8 |
| 1962..... | 9-1 | 1999..... | 27-5 |
| 1963..... | 6-0 | 2000..... | 27-8 |
| 1964..... | 4-1 | 2001..... | 25-4 |
| 1965..... | 7-0 | 2002..... | 26-7 |
| 1966..... | 10-3 | 2003..... | 25-12 |
| 1967..... | 13-4 | 2004..... | 21-12 |
| 1968..... | 14-3 | 2005..... | 21-14 |
| 1969..... | 15-7 | 2006..... | 17-17 |
| 1970..... | 10-6 | 2007..... | 22-13 |
| 1971..... | 11-6 | 2008..... | 20-15 |
| 1972..... | 11-12 | 2009..... | 22-13 |
| 1973..... | 12-7 | 2010..... | 30-9 |
| 1974..... | 20-4 | 2011..... | 19-14 |
| 1975..... | 16-11 | 2012..... | 22-13 |
| 1976..... | 20-8 | 2013..... | 22-12 |
| 1977..... | 18-7 | 2014..... | 19-16 |
| 1978..... | 19-8 | 2015..... | 25-11 |
| 1979..... | 19-4 | 2016..... | 19-16 |
| 1980..... | 20-8 | 2017..... | 23-13 |
| 1981..... | 17-12 | 2018..... | 29-6 |
| 1982..... | 22-8 | 2019..... | 22-10 |
| 1983..... | 10-16 | 2020..... | 13-5 |
| 1984..... | 19-10 | 2021..... | 15-14 |
| 1985..... | 19-6 | 2022..... | 25-9 |
| 1986..... | 23-7 | 2023..... | 23-9-1 |





HEAD COACH BUTCH THOMPSON



BUTCH THOMPSON

30

Butch Thompson was named Auburn's head baseball coach on October 22, 2015 and enters his ninth season with the Tigers in 2024.

Thompson, who spent three seasons as an assistant coach and recruiting coordinator at Auburn from 2006-08, returned to The Plains after seven seasons at Mississippi State as both associate head coach and pitching coach.

A native of Amory, Miss., Thompson has coached 33 Division I All-Americans and 46 all-conference performers. He has seen 21 of his former pitchers get called up to Major League Baseball, including 15 since 2014. Thompson has also turned 39 pitchers who went undrafted out of high school into MLB draft picks.

Thompson has had 39 players drafted in his Auburn tenure, including 18 in the top 10 rounds and eight in the top three rounds. Prior to Thompson's arrival, the Tigers did not have a player selected in the top three rounds from 2008-15. The 2023 MLB Draft marked the fifth straight season multiple players were selected in the top 10 rounds - Cole Foster (3rd) and Bryson Ware (8th) - marking the longest such streak in program history. The Tigers have also had at least one player drafted in the top five rounds for a record eight straight seasons under Thompson.

Along with his pitching pedigree, Thompson is also considered one of the top recruiters in the country. Since 2003, he has secured 16 recruiting classes that were ranked in the top 10 by either Baseball America or Perfect Game, including the program record No. 4 class in 2017 and No. 5 class in 2022. His classes signed from 2006-08 at Auburn each ranked in the top 18 nationally, including the No. 5 class in 2008, which included All-American and SEC Player of the Year Hunter Morris.

In 31 years of coaching at the collegiate level, including 22 in the Southeastern Conference, Thompson has coached nine College World Series participants, including leading the Tigers to the program's first trip to the College World Series in 22 years in 2019 and taking the team back for the second time in three postseasons in 2022. Auburn was one of six programs to appear in two College World Series from 2019-22, and Thompson is one of five active SEC coaches who have taken their program to a pair of College World Series in a three-year span. Thompson has also coached one national champion and a national runner-up, won nine conference championships and made 19 postseason appearances. He has also served as an assistant under three National Coach of the Year recipients.

Thompson was named the 2006 Fellowship of Christian Athletes SEC Coach of the Year while at Auburn and the 2014 Baseball America and American Baseball Coaches Association (ABCA) National Assistant Coach of the Year while at Mississippi State.

Thompson has returned the Tigers to prominence in seven seasons on The Plains as he has guided the team to a 256-187-1 overall record and has advanced to the NCAA Tournament five of the last six postseasons, including three Super Regional appearances in the last five years to go along with the aforementioned two trips to the College World Series. Thompson and the Tigers made three straight NCAA Tournament appearances from 2017-19 for the first time since 2001-03, including back-to-back super regionals in 2018 and 2019 for the first time in program history, and have hosted a regional in back-to-back seasons for the first time in program history.

PERSONAL

Hometown Aberdeen, Mississippi
 Wife Robin
 Children daughters: Anna, Olivia and Madelyn Gail

EDUCATION

College Birmingham-Southern College (1992)
 UAB (Master's, 1996)

PLAYING EXPERIENCE

1989-90 Itawamba CC
 1991-92 Birmingham-Southern College

COACHING EXPERIENCE

1993 Huntingdon College
 Assistant Coach
 1994-96 Birmingham-Southern College
 Assistant Coach
 1997 Jefferson State (Ala.) CC
 Head Coach
 1998-2001 Birmingham-Southern College
 Assistant Coach
 2002-05 Georgia
 Assistant Coach
 2006-08 Auburn
 Assistant Coach
 2009-15 Mississippi State
 Assistant Coach (2009-12)
 Associate Head Coach (2012-15)
 2016-pres Auburn
 Head Coach

HIGHLIGHTS

- Nine CWS appearances/19 postseason appearances
- Led Auburn five regionals, three supers and two College World Series in the last six completed seasons
- One of five active SEC head coach to take their program to two College World Series in a three-season span
- Became the fourth coach in program history to win 100+ games in his first three seasons in 2018
- 2014 Baseball America/ABCA National Asst. Coach of the Year
- 2013 National Runner-up (Mississippi State)
- 2006 FCA Coach of the Year
- 2001 National Champion (Birmingham-Southern)
- Coached 21 pitchers who have gone on to pitch in MLB, including 15 since 2014
- Recruited/Coached 39 pitchers who were drafted out of college after going undrafted out of high school



HEAD COACH BUTCH THOMPSON

Auburn's second straight regional host bid came thanks to a second-half run for the record books, and the Tigers became one of five programs in the country and two in the SEC to host each of the last two seasons, joined by Florida, Miami, Oklahoma State and Stanford. The regional appearances marked the program's fifth in the last six postseasons under Thompson. Prior to Thompson's arrival, the Tigers made five tournament appearances in 14 seasons from 2002-15.

Auburn posted a league-best 12-3 record in the final five weeks of conference play and finished the SEC season with 17 wins, the most since winning the SEC West in 2010. The Tigers finished top five in the league in back-to-back seasons for the first time since 2002-03. The 12-3 stretch was the program's best since also going 12-3 in the final 15 games of the 2010 season and the nine-game SEC winning streak at the end of the regular season and first game of the SEC Tournament was the team's longest since 1995.

Auburn ultimately finished the season ranked No. 23 by Perfect Game, marking the sixth time in Thompson's tenure the team finished the season ranked in a top 25 poll, including three in the top 10. The No. 5 national ranking to finish 2022 was tied for the second highest mark in program history.

In seven seasons at MSU, Thompson made four NCAA regional trips, two Super Regionals, won the SEC Tournament and advanced to the College World Series finishing as NCAA runner-up in 2013. In three of his last four seasons in Starkville, the Bulldogs' staff ERA finished no higher than 3.06. Thompson's 2013 pitching staff was one of two nationally to finish in the top 15 in ERA, strikeouts per nine innings and hits allowed per nine innings.

In addition to his experience at Auburn and Mississippi State, Thompson also spent four seasons at Georgia from 2002-05, including a trip to the College World Series in 2004. While there, he guided the development of future Major Leaguers Josh Fields, Mitchell Boggs and Brooks Brown.

Thompson launched his coaching career as pitching coach and top assistant at Huntingdon College (Ala.) in 1993, before returning to his alma mater in Birmingham, where he helped lead the Panthers to back-to-back Southern States Conference Championships and in 1995 coached BSC to its first NAIA World Series berth.

Thompson left BSC briefly to serve as head coach at Jefferson State Community College in Birmingham in 1997. While at JSCC, he was honored as the Regional Tournament Coach of the Year, the ABCA Alabama Junior College Coach of the Year and the Southeast Region Coach of the Year after guiding JSCC to a 39-21 mark, the AJCAA Region 22 State Championship and a third-place finish in the NJCAA Division II World Series.

He returned to Birmingham-Southern as top assistant the following season, beginning a four-year run during the most successful span in BSC baseball history. The Panthers won 196 games and four TranSouth Conference Championships and made three-consecutive appearances in the NAIA World Series. BSC's 2001 team posted a school-best 55-11 mark and captured the NAIA National Championship.

In 2002, Thompson joined the SEC baseball coaching fraternity as a pitching coach and recruiting coordinator at Georgia and has been a part of the league for the past 22 seasons.

Thompson currently serves as the large-school representative for the Alabama Baseball Coaches Association and is an All-American committee member representing the South region for the ABCA.

Thompson prepped at Amory (Miss.) High School and later starred as a pitcher at Itawamba (Miss.) Community College from 1989-90. He is a member of the ICC Athletic Hall of Fame and Mississippi Association of Community College Conference Hall of Fame.

Thompson earned a Bachelor's Degree in History at BSC in 1992 and completed a Master's Degree in Sports Administration at UAB in 1996. He is married to the former Robin Ashe of Birmingham, Ala., and they are the parents of three daughters – Anna, Olivia and Madelyn Gail – and the grandparents of Mary Gail Moreman.

Coaching Record

| Year | School | Title | Record |
|------|---------------------------|-------------|---------|
| 2023 | Auburn | Head Coach | 34-23-1 |
| 2022 | Auburn [^] | Head Coach | 43-22 |
| 2021 | Auburn | Head Coach | 25-27 |
| 2020 | Auburn | Head Coach | 13-5 |
| 2019 | Auburn [^] | Head Coach | 38-28 |
| 2018 | Auburn | Head Coach | 43-23 |
| 2017 | Auburn | Head Coach | 37-26 |
| 2016 | Auburn | Head Coach | 23-33 |
| 2015 | Miss. State | Assoc. HC | 24-30 |
| 2014 | Miss. State | Assoc. HC | 39-24 |
| 2013 | Miss. State [^] | Assoc. HC | 51-20 |
| 2012 | Miss. State | Assoc. HC | 41-24 |
| 2011 | Miss. State | Asst. Coach | 38-25 |
| 2010 | Miss. State | Asst. Coach | 23-33 |
| 2009 | Miss. State | Asst. Coach | 25-29 |
| 2008 | Auburn | Asst. Coach | 28-28 |
| 2007 | Auburn | Asst. Coach | 31-25 |
| 2006 | Auburn | Asst. Coach | 22-34 |
| 2005 | Georgia | Asst. Coach | 30-25 |
| 2004 | Georgia [^] | Asst. Coach | 45-23 |
| 2003 | Georgia | Asst. Coach | 29-26 |
| 2002 | Georgia | Asst. Coach | 33-29 |
| 2001 | BSC ^{^*} | Asst. Coach | 55-11 |
| 2000 | BSC [^] | Asst. Coach | 46-20 |
| 1999 | BSC [^] | Asst. Coach | 49-18 |
| 1998 | BSC | Asst. Coach | 46-13-1 |
| 1997 | Jeff. St. CC [^] | Head Coach | 39-21 |
| 1996 | BSC | Asst. Coach | 49-12 |
| 1995 | BSC [^] | Asst. Coach | 46-16 |
| 1994 | BSC | Asst. Coach | 45-17 |
| 1993 | Huntingdon | Asst. Coach | 27-27 |

* National Champions

[^] World Series Appearance





ASSOCIATE HEAD COACH



**KARL
NONEMAKER**



PERSONAL

Hometown Roxbury, N.J.
 Wife Katie
 Children daughters: Ellie, Ainsley and Mae

EDUCATION

College Vanderbilt (2002)

PLAYING EXPERIENCE

1999-02 Vanderbilt
 2002-03 Philadelphia Phillies Organization

COACHING EXPERIENCE

2005-07 Auburn
 Assistant Coach
 2010-11 Monmouth
 Assistant Coach and Recruiting Coordinator
 2012-17 Old Dominion
 Assistant Coach and Recruiting Coordinator
 2018-23 Auburn
 Assistant Coach and Recruiting Coordinator
 2024 Auburn
 Associate Head Coach and Recruiting Coordinator

HIGHLIGHTS

- Named the 2022 ABCA DI National Assistant Coach of the Year
- Has had nine Auburn infielders drafted in the last five seasons, including three in the first 18 rounds of the 2022 MLB Draft
- Helped lead Auburn to super regionals in three of the last four postseasons and CWS in two of the last three
- Assembled four top-10 recruiting classes at Auburn, most recently signing the No. 5 signing class for 2023
- Has played a vital role in Auburn's collective .977 fielding percentage since 2018, including three of the top five marks in program history
- Drafted by the Philadelphia Phillies in the 20th round in 2002
- Ranks second in Vanderbilt history in career hits (283) and tied for second in career batting average (.369)
- Freshman All-American (1999) and First Team All-SEC (2000)

Karl Nonemaker, who was named the 2022 American Baseball Coaches Association National Assistant Coach of the Year and promoted to associate head coach following the 2023 season, enters his seventh season on The Plains in 2024.

Prior to returning to the Plains, Nonemaker spent the previous six seasons as an assistant and recruiting coordinator at Old Dominion. He served in the same position at Monmouth from 2010-11 and was on Auburn's staff from 2005-07.

During his time on the Plains, Nonemaker has assembled five top-15 recruiting classes, highlighted by the No. 6 class for 2022, and has helped mentor 11 All-SEC honorees, four All-Americans, and three Freshman All-Americans. He was named the 2022 American Baseball Coaches Association Division I Assistant Coach of the Year, becoming the first assistant coach at Auburn to earn the distinction.

Along with his recruiting efforts, Nonemaker's main on-field duty includes working with the Auburn infielders, a group that has highlighted the team's collective .977 fielding percentage in his six seasons on the Plains. Prior to the 2018 season, the Tigers turned in a fielding percentage higher than .971 on just two occasions. Since Nonemaker's arrival, the team has hit that mark in every season and has turned in five of the top seven fielding percentages in program history.

Eleven Auburn infielders have been drafted with Nonemaker on staff, including four in the top five rounds. In the seven years prior to Nonemaker's arrival, seven infielders were drafted and none went in the top five rounds. Following the 2023 season, Cole Foster (3rd round) and Bryson Ware (8th round) became the program's first pair of infield teammates to be selected in the top 10 rounds.

Nonemaker also assists Gabe Gross with the Auburn offense, which has turned in four of the best seasons in nearly a decade and has played an instrumental role in leading the Tigers to the College World Series in two of the last four postseasons, super regionals in three of the last five, and regionals in four of the last five, including back-to-back regional host site bids for the first time in program history in 2022-23.

Nonemaker's career includes playing professionally in the Phillies organization (2002-03) and coaching at three universities: Old Dominion (2012-17), Monmouth (2010-11) and Auburn. He also spent two years (2008-09) working for Louisville Slugger.

A four-year starter at Vanderbilt from 1999-02, Nonemaker was a freshman All-American in 1999 and first-team All-SEC outfielder in 2000. His .415 batting average as a freshman in 1999 is the 15th best single-season average in SEC history (min. 200 AB) and ninth-best mark in the conference in the last 24 seasons (min. 200 AB). Nonemaker ranks second in career hits (283) and tied for second in career batting average (.369) for the Commodores.

ODU was 162-124 during his six years, winning 30+ games four times and making an appearance in a NCAA Regional in 2014 while also cracking the national polls for the first time in 10 years in 2017.

Prior to Old Dominion, Nonemaker served as an assistant coach and recruiting coordinator at Monmouth University for two years. Monmouth won the 2011 NEC regular season title, and Nonemaker tutored NEC Player of the Year and Louisville Slugger/TPX Third Team All-American Ryan Terry.

A native of Roxbury, N.J., Nonemaker was a four-time SEC Academic Honor Roll selection, graduating from Vanderbilt with a degree in Human and Organizational Development in 2002. He and his wife Katie have three daughters, Ellie, Ainsley and Mae.



ASSOCIATE HEAD COACH



GABE GROSS



PERSONAL

Hometown Dothan, Ala.
Wife Kelly
Children daughter: Allie; son: Jake

EDUCATION

College Auburn (2012)

PLAYING EXPERIENCE

1999-01 Auburn
2001-05 Toronto Blue Jays Organization
2006-08 Milwaukee Brewers Organization
2008-09 Tampa Bay Rays Organization
2010 Oakland Athletics Organization

COACHING EXPERIENCE

2012 Auburn Student Assistant Coach
2013 Auburn Volunteer Assistant Coach
2018-23 Auburn Assistant Coach
2024 Auburn Associate Head Coach

HIGHLIGHTS

- Auburn's 2016 SEC Baseball Legend
- Named the 2022 AlaBCA Assistant Coach of the Year
- In 2022, guided Auburn to the most hits (637) and doubles (126) and second most home runs (74) in a season since 2010
- Mentored Sonny DiChiara to becoming the program's sixth consensus All-American and third SEC Player of the Year in 2022
- Has had 11 position players selected in the MLB Draft in his five seasons, including four in the top 10 rounds
- 2008 World Series appearance with Tampa Bay Rays
- First-round pick of the Toronto Blue Jays in 2001
- Freshman All-American (1999), First Team All-American (2000) and Academic All-American (2001)
- Led the SEC in hitting in 2000 (.430), the second highest single-season clip in program history

Gabe Gross, who was named the 2022 AlaBCA Assistant Coach of the Year and promoted to associate head coach following the 2023 season, enters his seventh season as the hitting coach for the Tigers in 2024.

Gross and the offense have played an instrumental role in leading the team to Omaha in two of the last four postseasons, the super regionals in three of the last five, and the regionals in four of the last five.

In Gross' six seasons as the hitting coach, the Tigers have turned in a .282 combined batting average with 625 doubles and 381 home runs in 325 games. With 86 home runs in 2021 and 84 home runs in 2023, two of the program's top six home run totals have come under his guidance. Along with its 84 homers, the Tigers also led the SEC in doubles (106) at the conclusion of the 2023 regular season.

In addition to serving as the team's hitting coach, Gross assists fellow associate head coach Karl Nonemaker in recruiting and has helped haul four top-15 recruiting classes.

Offense again played a key role in Auburn's success in 2023 as the Tigers ultimately earned a regional host bid for the season straight season for the first time in program history. The Tigers .287 average was the team's highest since 2016 (.294) and the 84 home runs were the second most since leading the country in the category in 2010 (131). A quarter of Tigers in Ike Irish (.361), Bryson Ware (.350), Bobby Peirce (.343) and Cole Foster (.336) paced the offense and became the first quartet to hit .330 or higher since 2010. Irish went on to be named a Freshman All-American, and Ware broke the program's single-season home run record with 24 on the year.

In Gross' two separate coaching stints at Auburn, he has seen 17 position players selected in the MLB Draft, including seven in the top 10 rounds, highlighted by current San Diego Padre Garrett Cooper. His position players have earned a total of 10 All-SEC, seven All-Region, four All-American and three Freshman All-American honors.

A first team All-American, second team Academic All-American and two-time All-SEC performer, Gross led the SEC with a .430 batting average in 2000, the second highest single-season clip in program history, and went on to be named Auburn's 2016 SEC Baseball Legend. He remains in the school's top 10 in 12 statistical categories, including batting average, hits, doubles, runs, home runs and RBI, among other career lists.

A first round pick of the Toronto Blue Jays in 2001, Gross enjoyed a seven-year big league career and was a member of the 2008 Tampa Bay Rays team that made a World Series appearance. He totaled 78 doubles, eight triples, 40 home runs and 186 RBI while playing for four different teams.

Following his career in professional baseball, Gross enrolled back in Auburn in August 2011 and served as a student assistant (2012) and volunteer assistant (2013) with the program.

Gross moved on from coaching and started broadcasting with ESPN and CSS during the 2014 season. He then joined the SEC Network as a baseball analyst when it launched and has served in the capacity from 2015-17.

A native of Dothan, Alabama, Gross is married to the former Kelly Gesch, also an Auburn graduate. The couple has two children, Allie and Jake.





PITCHING COACH



EVERETT TEAFORD



PERSONAL

Hometown Atlanta, Ga.
 Wife Natalie
 Children daughters: Hailey and Harper; son: Nolan

EDUCATION

College Georgia Southern

PLAYING EXPERIENCE

2004-06 Georgia Southern
 2006-13 Kansas City Royals Organization
 2014 Korean Baseball League
 2015 Tampa Bay Rays Organization

COACHING EXPERIENCE

2016-17 Houston Astros
 Scout
 2018 Chicago White Sox
 Quality Control Coach
 2019 Chicago White Sox
 Assistant Minor League Pitching Coordinator
 2020-23 Chicago White Sox
 Minor League Pitching Coordinator

HIGHLIGHTS

- Ranks second in Georgia Southern history and fifth in Southern Conference history in career strikeouts (353)
- Selected by the Kansas City Royals in the 12th round of the 2006 MLB Draft
- Made his MLB debut on May 17, 2011 and pitched in parts of four seasons in the big leagues with Kansas City and Tampa Bay
- Worked with White Sox top pitching prospect Dylan Cease, who finished second in Cy Young Award voting in 2022
- Also helped mentor pitching prospects Michael Kopech, Dane Dunning and Garrett Crotchet, among others.
- The quartet has made a combined 392 MLB appearances, including 266 starts, since 2019

Former big leaguer Everett Teaford enters his first season as Auburn baseball’s pitching coach after being named to the role on June 30, 2023.

Teaford, who pitched in the big leagues with the Kansas City Royals from 2011-13 and Tampa Bay Rays in 2015, has spent the last six seasons with the Chicago White Sox, including the last four years as the minor league pitching coordinator.

Prior to assuming his most recent role, Teaford served as a minor league quality control coach for the White Sox in 2018 and assistant pitching coordinator in 2019. He also served as a scout for the Houston Astros from 2016-17.

During his time with the White Sox, Teaford most notably worked with top pitching prospects Dylan Cease, who finished second in Cy Young Award voting in 2022, Michael Kopech, Dane Dunning and Garrett Crochet, among others. The quartet has made a combined 392 MLB appearances, including 266 starts, since 2019.

Teaford pitched collegiately at Georgia Southern from 2004-06. A two-time All-Southern Conference performer, he turned in a 26-13 career record with a 4.00 ERA and struck out 353 batters in 348.1.

Teaford’s 353 career strikeouts are the second most in Georgia Southern history and fifth most in the history of the SoCon. He led the league with 122 strikeouts in 2006 and logged the most innings pitched in back-to-back seasons in 2005 and 2006.

Following his college career in Statesboro, Georgia, Teaford was selected by the Kansas City Royals in the 12th round of the 2006 Major League Baseball Draft and spent eight seasons with the organization. He made his MLB debut on May 17, 2011, and ultimately made 49 career appearances with the Royals and Rays in four seasons from 2011-15. Teaford also played for the LG Twins of the Korean Baseball League in 2014.

Originally from Atlanta, Georgia, Teaford and his wife, Natalie, have two daughters, Hailey and Harper, and one son, Nolan.



ADMINISTRATION

**Dr. Christopher B. Roberts***President, Auburn University*

Christopher B. Roberts began his appointment as Auburn University's 21st president in May 2022.

President Roberts leads the university's four divisions, including Auburn's main campus with its more than 31,000 students and 5,500 faculty and staff, as well as Auburn University at Montgomery, the Alabama Cooperative Extension System and the Alabama Agricultural Experiment Station, a joint enterprise with Alabama A&M University. Roberts is an accomplished scholar who understands that research and teaching excellence, together with service and public engagement, are at the very heart of the state's R1 land-, sea- and space-grant institution. The R1 designation in the Carnegie Classification of Institutions of Higher Education recognizes Auburn as a top-level research institution. As the university's CEO, Roberts marshals the institution's \$1.54 billion annual budget and vast resources, while spearheading the university's strategic vision and advancing the Auburn's ever-growing research enterprise and economic development.

Prior to his presidency, Roberts served as the dean of Auburn's Samuel Ginn College of Engineering from 2012 to 2022. The college has more than 6,000 students and about 400 faculty and staff members. Roberts was a factor in the success of the university's *Because This is Auburn — A Campaign for Auburn University*, which raised \$1.2 billion. Under Roberts' leadership, more than \$357 million in donations to the college were made during and since the campaign.

He earned a bachelor's degree in chemical engineering from the University of Missouri and master's and doctoral degrees in chemical engineering from the University of Notre Dame. He began his career at Auburn in 1994 as an assistant professor in the Department of Chemical Engineering and became department chair in 2003. He also served as the George E. and Dorothy Stafford Uthlout Professor of Chemical Engineering. He has a strong record of scholarly and academic achievement in nanotechnology and synthetic fuels. Roberts has published close to 150 peer-reviewed journal articles and book chapters in leading chemical engineering, chemistry, materials and related journals and has given over 300 conference presentations, invited seminars and lectures. He has received 45 research grants and contracts from government agencies and corporations, such as the National Science Foundation, U.S. Department of Energy, U.S. Department of Defense, the USDA-Agriculture and Food Research Initiative and Boeing.

He has been honored with numerous awards for his accomplishments and contributions to the field of engineering. Some of those recognitions include the University of Notre Dame's Graduate School Distinguished Alumnus Award in 2015; the University of Missouri's Chemical Engineering Academy of Distinguished Alumni in 2014; and the National Organization of Black Chemists and Chemical Engineers President's Award for Fostering Minority Engagement in 2012 and the SEC Academic Consortium Faculty Achievement Award in 2012.

He and his wife, Tracy, have two children and enjoy cheering on Auburn's national championship-winning Division I athletics programs.

In his almost 30 years on the Plains, Roberts has come to value and cherish everything that makes the Auburn experience truly remarkable and distinctive. Through the university's successes, Auburn has earned the right to dream the biggest dreams. He said the university will strive to be "nothing short of excellent in all areas of our land-grant mission."

His top priorities include advancing Auburn's transformative student-centered experience, continuing to further Auburn's pioneering research and discoveries that will improve people's lives and make our world a better place and instilling a campus climate in which all are welcomed, valued, respected and engaged.

**John Cohen***Athletics Director, Auburn Athletics*

John Cohen, who has more than two decades of experience as a coach and administrator in the Southeastern Conference, was named the 16th Director of Athletics at Auburn University on Oct. 31, 2022. Cohen spent the previous 14 years at Mississippi State in various capacities, most recently as the athletic director from 2016-22.

Cohen hit the ground running in his role as Auburn's athletic director as he immediately conducted an extensive search for a new head football coach and ultimately named Hugh Freeze to the role on Nov. 28, 2022, less than a month after Cohen arrived on the Plains.

Throughout Cohen's first eight months at Auburn, 18 of 21 programs advanced to their respective national tournaments, highlighted by equestrian's national runner-up finish, women's tennis' second straight super regional appearance and volleyball's first NCAA Tournament win since 2010. Men's basketball advanced to the second round of the NCAA Tournament for the third time in the last four postseasons, and baseball hosted back-to-back regionals for the first time in program history.

Also notably, Cohen played a major role in determining the final details of Plainsman Park's \$30 million expansion and renovation project, which began in July 2023.

A nationally respected leader within intercollegiate athletics, Cohen served as chair of the prestigious 10-member NCAA Division I Baseball Committee in 2023, completing a four-year term on the committee.

Cohen's career in college athletics began as a baseball player at Mississippi State before entering the coaching ranks for 25 years. A two-time SEC Coach of the Year, he was named MSU's director of athletics on November 4, 2016, and led the Bulldog program to record-breaking success athletically, academically and in capital project campaigns.

Athletically, Cohen oversaw arguably the greatest era in Bulldog history, highlighted by a 2021 College World Series Championship — the school's first team national title in any sport. A total of five Bulldog programs turned in a program-best season with Cohen at the helm of the department, including softball (2022), baseball (2021), volleyball (2021), soccer (2018) and women's basketball (2017, 2018).

After beginning his stint as the head baseball coach at MSU in July 2008, Cohen's official role in administration began in 2016 when he assumed the role of associate athletic director in addition to head baseball coach.

As the head coach at MSU, Cohen led the Bulldogs to the 2013 College World Series finals, a SEC regular season championship and a SEC Tournament title. In the classroom, 133 of his players were named to the SEC Academic Honor Roll, including three straight SEC Scholar-Athlete of the Year winners from 2013-15.

As a baseball player for the Bulldogs, Cohen was a key member of the 1989 SEC Champion and 1990 College World Series teams. He graduated from MSU with a degree in English and earned a master's degree in sports management from Missouri.

Prior to becoming the head coach at MSU, Cohen's coaching career included assistant coaching stops at Missouri (1992-97) and Florida (2002-03) and head coaching stops at Northwestern State (1998-2001) and Kentucky (2004-08).

Along with winning 284 games as a head coach at MSU, 138 of Cohen's players were selected in the Major League Baseball Draft, and numerous assistants, including Auburn's Butch Thompson, are now or have been SEC head coaches.

Cohen is one of just two individuals who have played, coached and later served as director of athletics for a program participating in the College World Series. He is the only coach in SEC history to win a SEC championship, SEC Tournament title, and advance to the College World Series both as a player and head coach.



SUPPORT STAFF



Rhett Hobart
Deputy AD / External Affairs
Sport Administrator



Scott Foxhall
Director of Player
Development



Greg Drye
Director of Baseball
Operations



Sara Elizabeth Jackson
Special Assistant to the
Head Coach



Chris Joyner
Strength & Conditioning
Coach



Morgan Buckley
Assistant Strength &
Conditioning Coach



Anthony Sandersen
Senior Assistant
Athletic Trainer



Wyn Grantham
Athletic Trainer Intern



Dr. Michael Goodlett
Athletics Chief Medical
Officer



Joe-Joe Petrone
Assistant AD for
Sports Medicine



Jonathan Bailey
Turf Tech - Baseball



Carly Fancher
Sports Nutritionist



Natalie Sekosan
Academic Counselor



Adam Nebel
Sports Science



Peyton Sower
Data Analyst



Bryce Decker
Team Manager



Jay Holley
Team Manager



Cole Kehoe
Team Manager



Quinn Stromberg
Team Manager



Drew Wren
Team Manager



CHASE ALLSUP

46

POSITION
Right-handed pitcher

CLASS
Junior

BATS / THROWS
R/R

HEIGHT - WEIGHT
6-2 - 235

EXPERIENCE
2L

HOMETOWN
Dothan, Ala.

HIGH SCHOOL
Dothan

2023 - SOPHOMORE YEAR

Turned in a 1-2 record with a 5.47 ERA in 20 appearances and eight starts ... entered the season as the No. 44 starting pitcher in the country by D1 Baseball ... also rated the No. 71 sophomore and No. 113 prospect for the 2024 MLB Draft by Perfect Game ... ranked second on the team in strikeouts (49), tied for second in saves (two) and third in innings pitched (49.1) ... was also second with a 4.15 ERA in 10 appearances and three starts in SEC play ... made his first career start on Opening Day vs. Indiana (Feb. 17) ... started the first two weekends of the season before moving to the bullpen for all but one appearance the next nine weeks ... earned a 3.0-inning save with five strikeouts vs. Lipscomb (Mar. 3) ... notched his second straight save in 3.1 innings vs. UAB (Mar. 7) ... didn't allow an earned run in 2.2 innings vs. Georgia (Mar. 24) and at South Carolina (Apr. 30) ... re-entered the starting rotation and pitched a then-season high 4.0 innings vs. LSU (May 5) ... turned in a career-best outing in the series opener vs. Missouri (May 19), tossing 7.0 scoreless innings with seven strikeouts — both career bests ... retired 20 of the last 23 batters he faced in the outing and did not allow a runner to advance beyond second base ... logged 5.0 innings in the SEC Tournament vs. Vanderbilt (May 24) ... allowed one run in 5.0 innings and matched a career and season high with seven strikeouts in the Auburn Regional vs. Penn (June 2) ... turned in a 2.77 ERA in his last six appearances, including five starts, and 26.0 innings.

ALLSUP AT A GLANCE

CAREER RECORD

| | |
|------------------------|-----|
| at Plainsman Park..... | 1-1 |
| On Road/Neutral..... | 1-1 |
| vs. SEC..... | 2-2 |
| vs. SEC West..... | 1-1 |
| vs. SEC East..... | 1-1 |

CAREER HIGHS

| | |
|------------------|------------------------------|
| Innings..... | 7.0, vs. Missouri (5/19/23) |
| Hits..... | 5, two times |
| Runs..... | 6, at Georgia Tech (4/11/23) |
| Earned Runs..... | 6, at Georgia Tech (4/11/23) |
| Walks..... | 4, two times |
| Strikeouts..... | 7, two times |
| Pitches..... | 101, vs. Missouri (5/19/23) |

2022 - FRESHMAN YEAR

Posted a 1-0 record with a 3.38 ERA in 23 appearances ... his 23 appearances were the third most on the team ... also ranked second on the team with a pair of saves ... struck out 36 batters in 29.1 innings ... went 1-0 with a 4.50 ERA and a save 10 SEC appearances ... made his Auburn debut and struck out all three batters he faced in 14 pitches against Kansas State in Arlington (Feb. 20) ... didn't allow an earned run in his first five appearances 6.1 innings ... struck out multiple batters in each of his first six outings ... earned his first collegiate win at Texas A&M (Mar. 27) ... earned his first collegiate save in his next outing at UAB (Apr. 5), setting a then-season-high 2.1 IP ... struck out a season-high five batters in 2.0 scoreless innings against Samford (Apr. 12) ... pitched a season-high 2.2 innings at Jacksonville State (Apr. 26) ... earned his second save in 2.0 scoreless innings in the series-clinching win against Alabama (May 14) ... struck out the side in the SEC Tournament against Kentucky (May 25) ... made an appearance in both the Corvallis Super Regional against Oregon State (June 12) and College World Series against Arkansas (June 21).





CHASE ALLSUP'S CAREER APPEARANCES

| 2022 - FRESHMAN YEAR | | DEC | QS | IP | H | R | ER | BB | SO | HR | ERA | NP |
|----------------------|--------------------------------|-----|----|-----|---|---|----|----|----|----|------|----|
| Date | Opp (Res.) | | | | | | | | | | | |
| 2/20 | vs. Kansas State (W, 12-1) | - | - | 1.0 | 0 | 0 | 0 | 0 | 3 | 0 | 0.00 | 14 |
| 2/25 | YALE (W, 9-0) | - | - | 1.0 | 0 | 0 | 0 | 2 | 2 | 0 | 0.00 | 25 |
| 3/2 | UAB (W, 16-1) | - | - | 1.0 | 0 | 0 | 0 | 1 | 2 | 0 | 0.00 | 20 |
| 3/9 | vs. Tennessee Tech (W, 4-3) | - | - | 2.0 | 2 | 0 | 0 | 1 | 3 | 0 | 0.00 | 39 |
| 3/13 | MIDDLE TENNESSEE (W, 10-7) | - | - | 1.1 | 3 | 1 | 0 | 1 | 3 | 0 | 0.00 | 38 |
| 3/18 | OLE MISS (W, 19-5) | - | - | 1.1 | 2 | 4 | 2 | 2 | 2 | 1 | 2.35 | 49 |
| 3/26 | at Texas A&M (L, 4-5) | - | - | 0.1 | 0 | 0 | 0 | 0 | 0 | 0 | 2.25 | 1 |
| 3/27 | at Texas A&M (W, 13-9) | W | - | 1.0 | 0 | 1 | 0 | 1 | 0 | 0 | 2.00 | 19 |
| 4/5 | at UAB (W, 6-4) | S | - | 2.1 | 2 | 1 | 1 | 0 | 2 | 1 | 2.38 | 34 |
| 4/12 | SAMFORD (W, 4-1) | - | - | 2.0 | 1 | 0 | 0 | 0 | 5 | 0 | 2.03 | 33 |
| 4/19 | ALABAMA STATE (W, 6-5) | - | - | 0.2 | 0 | 0 | 0 | 2 | 0 | 0 | 1.93 | 15 |
| 4/22 | SOUTH CAROLINA (W, 6-3) | - | - | 0.2 | 0 | 0 | 0 | 0 | 0 | 0 | 1.84 | 5 |
| 4/26 | at Jacksonville State (W, 8-4) | - | - | 2.2 | 2 | 1 | 1 | 0 | 3 | 1 | 2.08 | 31 |
| 4/30 | at Tennessee (W, 8-6) | - | - | 1.1 | 2 | 1 | 1 | 1 | 1 | 0 | 2.41 | 41 |
| 5/6 | ARKANSAS (L, 8-11) | - | - | 1.2 | 1 | 0 | 0 | 1 | 0 | 0 | 2.21 | 21 |
| 5/8 | ARKANSAS (L, 4-7) | - | - | 0.2 | 1 | 1 | 1 | 2 | 0 | 0 | 2.57 | 22 |
| 5/14 | ALABAMA (W, 6-4) | S | - | 2.0 | 1 | 0 | 0 | 0 | 2 | 0 | 2.35 | 21 |
| 5/17 | vs. Samford (W, 8-4) | - | - | 1.0 | 1 | 0 | 0 | 1 | 2 | 0 | 2.25 | 21 |
| 5/20 | at Kentucky (W, 6-3) | - | - | 1.0 | 1 | 1 | 1 | 0 | 2 | 1 | 2.52 | 14 |
| 5/21 | at Kentucky (L, 3-6) | - | - | 2.0 | 2 | 1 | 1 | 0 | 1 | 0 | 2.67 | 28 |
| 5/25 | vs. Kentucky (L, 1-3) | - | - | 1.0 | 0 | 0 | 0 | 0 | 3 | 0 | 2.57 | 20 |
| 6/12 | at Oregon State (L, 3-4) | - | - | 0.2 | 1 | 1 | 1 | 1 | 0 | 0 | 2.83 | 11 |
| 6/21 | vs. Arkansas (L, 1-11) | - | - | 0.2 | 2 | 2 | 2 | 1 | 1 | 0 | 3.38 | 21 |

*-Starter

2023 - SOPHOMORE YEAR

| Date | Opp (Res.) | DEC | QS | IP | H | R | ER | BB | SO | HR | ERA | NP |
|------|------------------------------|-----|----|-----|---|---|----|----|----|----|------|-----|
| 2/17 | *INDIANA (W, 8-4) | - | - | 2.0 | 3 | 2 | 2 | 2 | 4 | 1 | 9.00 | 48 |
| 2/24 | *USC (W, 5-3) | - | - | 3.2 | 5 | 1 | 1 | 2 | 2 | 0 | 4.76 | 72 |
| 3/3 | LIPSCOMB (W, 7-3) | S | - | 3.0 | 1 | 1 | 1 | 2 | 5 | 1 | 4.15 | 55 |
| 3/7 | UAB (W, 4-1) | S | - | 3.1 | 3 | 1 | 1 | 1 | 3 | 0 | 3.75 | 46 |
| 3/11 | SOUTHEASTERN (L, 3-8) | - | - | 1.0 | 4 | 2 | 2 | 0 | 2 | 0 | 4.85 | 23 |
| 3/14 | GEORGIA TECH (W, 12-11) | - | - | 0.2 | 4 | 3 | 3 | 0 | 0 | 0 | 6.59 | 20 |
| 3/19 | at Arkansas (L, 0-5) | - | - | 0.1 | 4 | 2 | 2 | 0 | 1 | 0 | 7.71 | 19 |
| 3/24 | GEORGIA (W, 6-3) | - | - | 2.2 | 1 | 1 | 0 | 1 | 3 | 0 | 6.48 | 50 |
| 4/2 | at Florida (L, 8-17) | - | - | 0.0 | 1 | 1 | 1 | 3 | 0 | 0 | 7.02 | 25 |
| 4/4 | at UAB (L, 5-6) | - | - | 1.0 | 1 | 0 | 0 | 0 | 1 | 0 | 6.62 | 13 |
| 4/7 | TEXAS A&M (W, 10-9) | - | - | 0.1 | 0 | 0 | 0 | 2 | 0 | 0 | 6.50 | 11 |
| 4/11 | *at Georgia Tech (L, 8-12) | - | - | 3.0 | 5 | 6 | 6 | 4 | 3 | 2 | 8.14 | 74 |
| 4/16 | at Alabama (L, 1-6) | - | - | 0.1 | 1 | 0 | 0 | 1 | 0 | 0 | 8.02 | 12 |
| 4/22 | MISSISSIPPI STATE (L, 10-11) | - | - | 2.0 | 3 | 3 | 3 | 2 | 4 | 1 | 8.49 | 49 |
| 4/30 | at South Carolina (L, 7-8) | - | - | 2.2 | 1 | 1 | 0 | 3 | 3 | 0 | 7.62 | 64 |
| 5/5 | *LSU (L, 0-3) | L | - | 4.0 | 3 | 2 | 2 | 2 | 1 | 1 | 7.20 | 72 |
| 5/12 | *at Ole Miss (W, 16-4) | - | - | 2.1 | 4 | 3 | 2 | 2 | 1 | 0 | 7.24 | 52 |
| 5/19 | *MISSOURI (W, 4-0) | W | X | 7.0 | 3 | 0 | 0 | 2 | 7 | 0 | 5.95 | 101 |
| 5/24 | *vs. Vanderbilt (L, 4-6) | L | - | 5.0 | 3 | 3 | 3 | 4 | 2 | 0 | 5.89 | 81 |
| 6/2 | *PENN (L, 3-6) | - | - | 5.0 | 3 | 1 | 1 | 1 | 7 | 0 | 5.47 | 87 |

HIGH SCHOOL

Played at Dothan High School ... also competed for Louisiana Knights Black and the Dothan Dragons ... rated by Perfect Game as the No. 149 overall player in the country ... tabbed the top right-hander and No. 4 overall player in Alabama ... posted a 9-1 record and 1.73 ERA as a senior ... struck out 107 batters ... named 2021 Dothan Eagle Super 12 Player of the Year and ASWA 7A First Team All-State ... went 3-2 with a 2.16 ERA as a junior in 2020 ... struck out 44 batters in 22.1 innings ... turned in a 3-0 record with a 0.72 ERA and struck out 56 in 29.1 innings with the Knights and Dragons ... participated in the 2020 Perfect Game National Showcase and was named to the Top Prospect Team ... 2019 Perfect Game High Honorable Mention Preseason Underclass All-America ... 2020 Perfect Game Second Team Preseason Underclass All-America.

PERSONAL

Son of Kenny and Keysha Allsup ... has one sister, Ava ... both of his parents attended Auburn ... born Apr. 21, 2003.

ALL GAMES

| Year | ERA | W | L | App | GS | CG | SHO | CBO | SV | IP | H | R | ER | BB | SO | 2B | 3B | HR | BF | B/Avg | WP | HBP | BK | SFA | SHA |
|--------------|-------------|----------|----------|-----------|----------|----------|----------|----------|----------|-------------|-----------|-----------|-----------|-----------|-----------|-----------|----------|-----------|------------|-------------|-----------|-----------|----------|----------|----------|
| 2022 | 3.38 | 1 | 0 | 23 | 0 | 0 | 0 | 1 | 2 | 29.1 | 24 | 15 | 11 | 17 | 36 | 5 | 0 | 4 | 131 | .226 | 5 | 5 | 0 | 3 | 0 |
| 2023 | 5.47 | 1 | 2 | 20 | 8 | 0 | 0 | 1 | 2 | 49.1 | 53 | 33 | 30 | 33 | 49 | 7 | 1 | 6 | 237 | .273 | 7 | 5 | 0 | 3 | 2 |
| TOTAL | 4.69 | 2 | 2 | 43 | 8 | 0 | 0 | 2 | 4 | 78.2 | 77 | 48 | 41 | 50 | 85 | 12 | 1 | 10 | 368 | .257 | 12 | 10 | 0 | 6 | 2 |

SEC GAMES ONLY

| Year | ERA | W | L | App | GS | CG | SHO | CBO | SV | IP | H | R | ER | BB | SO | 2B | 3B | HR | BF | B/Avg | WP | HBP | BK | SFA | SHA |
|--------------|-------------|----------|----------|-----------|----------|----------|----------|----------|----------|-------------|-----------|-----------|-----------|-----------|-----------|----------|----------|----------|------------|-------------|----------|----------|----------|----------|----------|
| 2022 | 4.50 | 1 | 0 | 10 | 0 | 0 | 0 | 0 | 1 | 12.0 | 10 | 9 | 6 | 7 | 7 | 2 | 0 | 2 | 54 | .238 | 2 | 3 | 0 | 2 | 0 |
| 2023 | 4.15 | 1 | 1 | 10 | 3 | 0 | 0 | 1 | 0 | 21.2 | 21 | 13 | 10 | 17 | 20 | 1 | 1 | 2 | 108 | .244 | 3 | 3 | 0 | 1 | 1 |
| TOTAL | 4.28 | 2 | 1 | 20 | 3 | 0 | 0 | 1 | 1 | 33.2 | 31 | 22 | 16 | 24 | 27 | 3 | 1 | 4 | 162 | .242 | 5 | 6 | 0 | 3 | 1 |



JOHN ARMSTRONG

41

2023 – SOPHOMORE YEAR

Led the team with a 6-2 record and turned in a 5.40 ERA in 22 appearances, tied for third on the team ... didn't issue a run and allowed just one hit in his first three appearances and 5.0 innings ... named to the NCBWA Stopper of the Year Award Watch List ... pitched a career high 3.1 innings on Opening Day vs. Indiana (Feb. 17) ... earned a win in four straight appearances from Feb. 24-Mar. 5 ... allowed one run on two hits with no walks and six strikeouts in 5.1 innings over two appearances vs. Lipscomb (Mar. 3-5) ... matched a season and career best with 3.1 scoreless innings and earned a save vs. Southeastern (Mar. 10) ... notched his fifth win of the season in 2.2 scoreless innings vs. Georgia (Mar. 24) ... made his first career start in the middle game at Florida (Apr. 1) ... struck out a career high five batters and earned his sixth win vs. Texas A&M (Apr. 7) ... earned his second save by striking out a pair of batters vs. Samford (Apr. 18) ... 19 of his 22 appearances came in the first 39 games of the season ... pitched a scoreless inning in the team's win vs. LSU (May 6) ... made just three appearances and logged 3.1 innings in the final five weeks of the season.

2022 – FRESHMAN YEAR

Went 1-0 with a 4.26 ERA in 19 appearances ... ranked tied for fifth on the team in appearances despite not pitching from Mar. 29-May 8 ... struck out 21 batters in 19.0 innings ... turned in a perfect inning with a strikeout in his Auburn debut and the season opener against Oklahoma in Arlington (Feb. 18) ... made his second scoreless appearance in as many days against Texas Tech (Feb. 19) ... didn't allow an earned run in his first seven appearances and held a 1.26 ERA through his first 14 trips to the mound ... in his first appearance in more

than a month, pitched a season-high 2.2 scoreless innings with a season-high four strikeouts against Arkansas (May 8) ... earned his first win in his next outing of 2.2 scoreless innings against Alabama (May 13) ... followed it up with 2.1 scoreless innings against Samford (May 17) ... recorded the final six outs in Auburn's regional win vs. Florida State (June 4) ... made a pair of scoreless appearances in the Corvallis Super Regional (June 11/12) and pitched an inning against Arkansas (June 21) in Omaha.

ARMSTRONG AT A GLANCE

CAREER RECORD

| | |
|------------------------|-----|
| at Plainsman Park..... | 7-1 |
| On Road/Neutral..... | 0-1 |
| vs. SEC..... | 3-2 |
| vs. SEC West..... | 2-1 |
| vs. SEC East..... | 1-1 |

CAREER HIGHS

| | |
|------------------|-----------------------------|
| Innings..... | 3.1, two times |
| Hits..... | 7, at Florida (4/1/23) |
| Runs..... | 7, at Florida (4/1/23) |
| Earned Runs..... | 4, two times |
| Walks..... | 4, vs. Vanderbilt (5/24/23) |
| Strikeouts..... | 5, vs. Texas A&M (4/7/23) |
| Pitches..... | 65, vs. Texas A&M (4/7/23) |





JOHN ARMSTRONG'S CAREER APPEARANCES

| 2022 - FRESHMAN YEAR | | | | | | | | | | | | | | | | | | | | | |
|-----------------------|------------------------------|-----|----|-----|---|---|----|----|----|----|------|----|--|--|--|--|--|--|--|--|--|
| Date | Opp (Res.) | DEC | QS | IP | H | R | ER | BB | SO | HR | ERA | NP | | | | | | | | | |
| 2/18 | vs. Oklahoma (L, 0-3) | - | - | 1.0 | 0 | 0 | 0 | 0 | 1 | 0 | 0.00 | 8 | | | | | | | | | |
| 2/19 | vs. Texas Tech (W, 2-1) | - | - | 0.2 | 0 | 0 | 0 | 1 | 0 | 0 | 0.00 | 13 | | | | | | | | | |
| 2/25 | YALE (W, 9-0) | - | - | 0.2 | 0 | 0 | 0 | 0 | 2 | 0 | 0.00 | 9 | | | | | | | | | |
| 2/26 | YALE (L, 4-5) | - | - | 0.2 | 1 | 0 | 0 | 0 | 1 | 0 | 0.00 | 12 | | | | | | | | | |
| 3/1 | ALABAMA STATE (W, 13-7) | - | - | 0.2 | 1 | 0 | 0 | 0 | 2 | 0 | 0.00 | 16 | | | | | | | | | |
| 3/9 | vs. Tennessee Tech (W, 4-3) | - | - | 0.1 | 1 | 0 | 0 | 0 | 1 | 0 | 0.00 | 5 | | | | | | | | | |
| 3/11 | MIDDLE TENNESSEE (L, 8-10) | - | - | 0.1 | 0 | 3 | 0 | 2 | 1 | 0 | 0.00 | 18 | | | | | | | | | |
| 3/17 | OLE MISS (L, 6-13) | - | - | 0.0 | 2 | 3 | 2 | 2 | 0 | 0 | 4.15 | 19 | | | | | | | | | |
| 3/22 | vs. South Alabama (W, 13-12) | - | - | 0.1 | 0 | 0 | 0 | 0 | 0 | 0 | 3.86 | - | | | | | | | | | |
| 3/29 | JACKSONVILLE STATE (L, 2-5) | - | - | 1.1 | 1 | 0 | 0 | 1 | 0 | 0 | 3.00 | 26 | | | | | | | | | |
| 5/8 | ARKANSAS (L, 4-7) | - | - | 2.2 | 0 | 0 | 0 | 1 | 4 | 0 | 2.08 | 40 | | | | | | | | | |
| 5/13 | ALABAMA (W, 3-2) | W | - | 2.2 | 1 | 0 | 0 | 0 | 3 | 0 | 1.59 | 29 | | | | | | | | | |
| 5/17 | vs. Samford (W, 8-4) | - | - | 2.1 | 1 | 0 | 0 | 0 | 3 | 0 | 1.32 | 28 | | | | | | | | | |
| 5/20 | at Kentucky (L, 1-5) | - | - | 0.2 | 1 | 0 | 0 | 0 | 2 | 0 | 1.26 | 10 | | | | | | | | | |
| 5/21 | at Kentucky (L, 3-6) | - | - | 0.0 | 3 | 2 | 2 | 1 | 0 | 0 | 2.51 | 11 | | | | | | | | | |
| 6/4 | FLORIDA STATE (W, 21-7) | - | - | 2.0 | 3 | 1 | 1 | 1 | 0 | 0 | 2.76 | 24 | | | | | | | | | |
| 6/11 | at Oregon State (W, 7-5) | - | - | 1.0 | 0 | 0 | 0 | 1 | 0 | 0 | 2.60 | 15 | | | | | | | | | |
| 6/12 | at Oregon State (L, 3-4) | - | - | 0.2 | 1 | 0 | 0 | 0 | 0 | 0 | 2.50 | 9 | | | | | | | | | |
| 6/21 | vs. Arkansas (L, 1-11) | - | - | 1.0 | 4 | 4 | 4 | 1 | 1 | 1 | 4.26 | 24 | | | | | | | | | |
| * - Starter | | | | | | | | | | | | | | | | | | | | | |
| 2023 - SOPHOMORE YEAR | | | | | | | | | | | | | | | | | | | | | |
| Date | Opp (Res.) | DEC | QS | IP | H | R | ER | BB | SO | HR | ERA | NP | | | | | | | | | |
| 2/17 | INDIANA (W, 8-4) | - | - | 3.1 | 0 | 0 | 0 | 1 | 3 | 0 | 0.00 | 48 | | | | | | | | | |
| 2/21 | vs. North Alabama (W, 13-1) | - | - | 1.1 | 1 | 0 | 0 | 0 | 2 | 0 | 0.00 | 22 | | | | | | | | | |
| 2/24 | USC (W, 5-3) | W | - | 0.1 | 0 | 0 | 0 | 0 | 0 | 0 | 0.00 | 2 | | | | | | | | | |
| 2/25 | USC (W, 12-6) | W | - | 1.2 | 1 | 3 | 3 | 3 | 1 | 0 | 4.05 | 34 | | | | | | | | | |
| 3/3 | LIPSCOMB (W, 7-3) | W | - | 2.1 | 2 | 1 | 1 | 0 | 4 | 1 | 4.00 | 44 | | | | | | | | | |
| 3/5 | LIPSCOMB (W, 4-3) | W | - | 3.0 | 0 | 0 | 0 | 0 | 2 | 0 | 3.00 | 43 | | | | | | | | | |
| 3/10 | SOUTHEASTERN (W, 7-1) | S | - | 3.1 | 0 | 0 | 0 | 1 | 1 | 0 | 2.35 | 46 | | | | | | | | | |
| 3/14 | GEORGIA TECH (W, 12-11) | - | - | 1.0 | 3 | 1 | 1 | 0 | 2 | 0 | 2.76 | 18 | | | | | | | | | |
| 3/17 | at Arkansas (L, 2-7) | - | - | 2.0 | 5 | 3 | 2 | 1 | 2 | 0 | 3.44 | 51 | | | | | | | | | |
| 3/21 | vs. South Alabama (W, 6-5) | - | - | 2.0 | 2 | 3 | 3 | 1 | 1 | 2 | 4.43 | 33 | | | | | | | | | |
| 3/24 | GEORGIA (W, 6-3) | W | - | 2.2 | 5 | 0 | 0 | 1 | 0 | 0 | 3.91 | 39 | | | | | | | | | |
| 4/1 | *at Florida (L, 5-12) | L | - | 2.1 | 7 | 7 | 4 | 0 | 1 | 1 | 4.97 | 50 | | | | | | | | | |
| 4/4 | at UAB (L, 5-6) | - | - | 0.0 | 1 | 0 | 0 | 0 | 0 | 0 | 4.97 | 2 | | | | | | | | | |
| 4/7 | TEXAS A&M (W, 10-9) | W | - | 2.1 | 3 | 2 | 2 | 3 | 5 | 0 | 5.20 | 65 | | | | | | | | | |
| 4/11 | at Georgia Tech (L, 8-12) | - | - | 1.0 | 1 | 1 | 1 | 1 | 3 | 0 | 5.34 | 24 | | | | | | | | | |
| 4/15 | at Alabama (L, 2-4) | - | - | 2.0 | 1 | 0 | 0 | 1 | 0 | 0 | 4.99 | 40 | | | | | | | | | |
| 4/18 | SAMFORD (W, 13-3) | S | - | 0.2 | 1 | 0 | 0 | 0 | 2 | 0 | 4.88 | 11 | | | | | | | | | |
| 4/21 | MISSISSIPPI STATE (W, 2-1) | - | - | 1.2 | 1 | 1 | 1 | 1 | 3 | 0 | 4.91 | 26 | | | | | | | | | |
| 4/22 | MISSISSIPPI STATE (L, 10-11) | L | - | 0.1 | 1 | 2 | 2 | 0 | 0 | 1 | 5.40 | 7 | | | | | | | | | |
| 5/6 | LSU (W, 8-6) | - | - | 1.0 | 1 | 0 | 0 | 1 | 0 | 0 | 5.24 | 29 | | | | | | | | | |
| 5/20 | MISSOURI (W, 9-7) | - | - | 0.1 | 1 | 0 | 0 | 1 | 0 | 0 | 5.19 | 10 | | | | | | | | | |
| 5/24 | vs. Vanderbilt (L, 4-6) | - | - | 2.0 | 1 | 3 | 2 | 4 | 2 | 0 | 5.40 | 35 | | | | | | | | | |

HIGH SCHOOL

Played at Harrison High School ... tabbed by Perfect Game a top-500 player nationally and the No. 15 right-hander in Georgia ... didn't allow a run in 3.1 innings and registered a save in the COVID-shortened 2020 season ... was named his team's defensive player of the year ... turned in a 0.63 ERA and struck out 51 in 44.2 innings on the travel circuit in 2020 ... 2019 Perfect Game High Honorable Mention Preseason Underclass All-America ... also played ice hockey, basketball, football and gymnastics.

PERSONAL

Son of Paul and Monica Armstrong ... has one brother, Andrew ... born July 11, 2002.

ALL GAMES

| Year | ERA | W | L | App | GS | CG | SHO | CBO | SV | IP | H | R | ER | BB | SO | 2B | 3B | HR | BF | B/Avg | WP | HBP | BK | SFA | SHA |
|--------------|-------------|----------|----------|-----------|----------|----------|----------|----------|----------|-------------|-----------|-----------|-----------|-----------|-----------|----------|----------|----------|------------|-------------|----------|----------|----------|----------|----------|
| 2022 | 4.26 | 1 | 0 | 19 | 0 | 0 | 0 | 1 | 0 | 19.0 | 20 | 13 | 9 | 11 | 21 | 4 | 0 | 1 | 83 | .294 | 3 | 0 | 0 | 2 | 2 |
| 2023 | 5.40 | 6 | 2 | 22 | 1 | 0 | 0 | 0 | 2 | 36.2 | 38 | 27 | 22 | 20 | 34 | 4 | 0 | 5 | 175 | .266 | 5 | 8 | 2 | 2 | 2 |
| TOTAL | 5.01 | 7 | 2 | 41 | 1 | 0 | 0 | 1 | 2 | 55.2 | 58 | 40 | 31 | 31 | 55 | 8 | 0 | 6 | 258 | .275 | 8 | 8 | 2 | 4 | 4 |

SEC GAMES ONLY

| Year | ERA | W | L | App | GS | CG | SHO | CBO | SV | IP | H | R | ER | BB | SO | 2B | 3B | HR | BF | B/Avg | WP | HBP | BK | SFA | SHA |
|--------------|-------------|----------|----------|-----------|----------|----------|----------|----------|----------|-------------|-----------|-----------|-----------|-----------|-----------|----------|----------|----------|------------|-------------|----------|----------|----------|----------|----------|
| 2022 | 6.00 | 1 | 0 | 5 | 0 | 0 | 0 | 0 | 0 | 6.0 | 7 | 5 | 4 | 4 | 9 | 1 | 0 | 0 | 26 | .318 | 1 | 0 | 0 | 1 | 0 |
| 2023 | 6.75 | 2 | 2 | 9 | 1 | 0 | 0 | 0 | 0 | 14.2 | 25 | 15 | 11 | 9 | 11 | 3 | 0 | 2 | 81 | .385 | 1 | 5 | 2 | 2 | 0 |
| TOTAL | 6.53 | 3 | 2 | 14 | 1 | 0 | 0 | 0 | 0 | 20.2 | 32 | 20 | 15 | 13 | 20 | 4 | 0 | 2 | 108 | .368 | 2 | 5 | 2 | 3 | 0 |



TANNER BAUMAN

25

BAUMAN AT A GLANCE

CAREER RECORD

| | |
|------------------------|-----|
| at Plainsman Park..... | 2-1 |
| On Road/Neutral..... | 2-0 |
| vs. SEC..... | 3-1 |
| vs. SEC West..... | 2-1 |
| vs. SEC East..... | 1-0 |

CAREER HIGHS

| | |
|------------------|-------------------------------|
| Innings..... | 4.1, vs. Texas A&M (4/6/23) |
| Hits..... | 7, vs. Southeastern (3/10/23) |
| Runs..... | 6, vs. Texas A&M (4/6/23) |
| Earned Runs..... | 6, vs. Texas A&M (4/6/23) |
| Walks..... | 3, three times |
| Strikeouts..... | 5, vs. Lipscomb (3/3/23) |
| Pitches..... | 82, vs. Texas A&M (4/6/23) |

2023 – JUNIOR YEAR

Went 4-1 with a 5.77 ERA in his first season in an Auburn uniform ... entered the season as the No. 31 ranked impact JUCO transfer by D1 Baseball ... ranked second on the team in innings (53.0) and tied for third with 22 appearances, including three starts ... led the team with 14 appearances and was second with 32.2 innings in SEC play ... three of his four wins and his lone save came in conference play ... made his Auburn debut and earned the win in 2.2 innings on Opening Day vs. Indiana (Feb. 17) ... made his first start in an Auburn uniform and struck out a season high five batters in 3.2 innings vs. Lipscomb (Mar. 3) ... made his second straight start and allowed one run in 4.0 innings vs. Southeastern (Mar. 10) ... made his first career SEC start vs. Georgia (Mar. 24) ... earned his first SEC win in 4.0 scoreless innings of relief at Florida (Mar. 31) ... pitched a season high 4.1 innings of relief vs. Texas A&M (Apr. 6) ... earned the win in 1.1 scoreless innings in the series opener vs. Miss. State (Apr. 21) ... logged multiple relief appearances in four of the last six weekends ... earned the win in 3.1 scoreless innings in the series opener at Ole Miss (May 12) ... notched the save with 2.0 scoreless innings in the series opener vs. Missouri (May 19) and turned to log 3.2 innings the next day ... made an appearance in both the SEC Tournament and Auburn Regional ... named to the 2022-23 First-Year SEC Academic Honor Roll.

2022 – SOPHOMORE YEAR AT ST. JOHN'S RIVER STATE

Made 16 appearances and 14 starts ... turned in two complete games ... led the team in innings (77.2) and strikeouts (100) ... his strikeout total was good for the 29th best in NJCAA ... didn't allow an earned run and struck out 10 in 6.0 innings against Shelton State (Feb. 25) ... struck out a season-high 11 batters against Seminole State (Mar. 7) ... named to the Mid-Florida Conference All-Academic Team.

POSITION
Left-handed pitcher

CLASS
Senior

BATS / THROWS
L/L

HEIGHT - WEIGHT
6-4 - 225

EXPERIENCE
TR-1L

HOMETOWN
Jacksonville, Fla.

PREVIOUS SCHOOL
St. John's River State





2021 – FRESHMAN YEAR AT ST. JOHN’S RIVER STATE

Pitched primarily in relief, making 19 appearances ... turned in a complete game in one of his four starts ... struck out 40 batters in 44.0 innings of work ... made his college debut against East Georgia State (Jan. 24) ... earned his first win against Southern Union (Feb. 5) ... made his first start at Polk State (Feb. 16) ... struck out 10 in 6.0 innings against Seminole State (Mar. 22) ... named to the Mid-Florida Conference All-Academic Team.

HIGH SCHOOL

Attended Atlantic Coast High School (FL) ... earned All-Gateway Conference honors ... named 6A District Player of the Year and 1010XL Scholar-Athlete of the Year ... member of the National Honor Society and SGA Vice President.

PERSONAL

Son of Tom and Lynn Bauman ... has one sister, Taylor, who played softball of Florida Gulf Coast ... born in Jacksonville, Florida, on May 7, 2002.



TANNER BAUMAN'S CAREER APPEARANCES

*-Starter

2023 - JUNIOR YEAR

| Date | Opp (Res.) | DEC | QS | IP | H | R | ER | BB | SO | HR | ERA | NP |
|------|------------------------------|-----|----|-----|---|---|----|----|----|----|------|----|
| 2/17 | INDIANA (W, 8-4) | W | - | 2.2 | 1 | 2 | 1 | 1 | 3 | 0 | 3.38 | 52 |
| 2/24 | USC (W, 5-3) | - | - | 3.2 | 1 | 2 | 2 | 3 | 3 | 0 | 4.26 | 52 |
| 3/3 | *LIPSCOMB (W, 7-3) | - | - | 3.2 | 4 | 1 | 1 | 1 | 5 | 1 | 3.60 | 73 |
| 3/10 | *SOUTHEASTERN (W, 7-1) | - | - | 4.0 | 7 | 1 | 1 | 1 | 3 | 0 | 3.21 | 75 |
| 3/14 | GEORGIA TECH (W, 12-11) | - | - | 2.0 | 3 | 0 | 0 | 0 | 2 | 0 | 2.81 | 33 |
| 3/18 | at Arkansas (L, 3-9) | - | - | 2.0 | 4 | 3 | 3 | 2 | 1 | 0 | 4.00 | 47 |
| 3/24 | *GEORGIA (W, 6-3) | - | - | 2.2 | 4 | 2 | 2 | 2 | 2 | 1 | 4.35 | 56 |
| 3/31 | at Florida (W, 10-1) | W | - | 4.0 | 1 | 0 | 0 | 2 | 4 | 0 | 3.65 | 68 |
| 4/6 | TEXAS A&M (L, 5-9) | L | - | 4.1 | 4 | 6 | 6 | 3 | 4 | 2 | 4.97 | 82 |
| 4/11 | at Georgia Tech (L, 8-12) | - | - | 0.0 | 0 | 0 | 0 | 1 | 0 | 0 | 4.97 | 5 |
| 4/14 | at Alabama (W, 8-4) | - | - | 1.2 | 2 | 4 | 4 | 3 | 2 | 0 | 5.87 | 56 |
| 4/16 | at Alabama (L, 1-6) | - | - | 1.2 | 2 | 2 | 2 | 0 | 1 | 0 | 6.12 | 29 |
| 4/21 | MISSISSIPPI STATE (W, 2-1) | W | - | 1.1 | 0 | 0 | 0 | 2 | 1 | 0 | 5.88 | 23 |
| 4/22 | MISSISSIPPI STATE (L, 10-11) | - | - | 0.1 | 0 | 2 | 2 | 2 | 0 | 0 | 6.35 | 12 |
| 4/28 | at South Carolina (W, 8-3) | - | - | 3.0 | 4 | 1 | 1 | 1 | 2 | 0 | 6.08 | 49 |
| 4/30 | at South Carolina (L, 7-8) | - | - | 0.1 | 1 | 1 | 1 | 0 | 0 | 1 | 6.27 | 14 |
| 5/5 | LSU (L, 0-3) | - | - | 2.1 | 2 | 1 | 1 | 2 | 1 | 0 | 6.13 | 41 |
| 5/12 | at Ole Miss (W, 16-4) | W | - | 3.1 | 3 | 0 | 0 | 0 | 2 | 0 | 5.65 | 65 |
| 5/19 | MISSOURI (W, 4-0) | S | - | 2.0 | 0 | 0 | 0 | 0 | 0 | 0 | 5.40 | 26 |
| 5/20 | MISSOURI (W, 9-7) | - | - | 3.2 | 3 | 2 | 2 | 0 | 3 | 1 | 5.36 | 54 |
| 5/25 | vs. Alabama (L, 4-7) | - | - | 1.2 | 4 | 3 | 3 | 1 | 1 | 0 | 5.72 | 33 |
| 6/2 | PENN (L, 3-6) | - | - | 2.2 | 3 | 2 | 2 | 1 | 2 | 1 | 5.77 | 32 |

ALL GAMES

| Year | ERA | W | L | App | GS | CG | SHO | CBO | SV | IP | H | R | ER | BB | SO | 2B | 3B | HR | BF | B/Avg | WP | HBP | BK | SFA | SHA |
|------|------|---|---|-----|----|----|-----|-----|----|------|----|----|----|----|----|----|----|----|-----|-------|----|-----|----|-----|-----|
| 2023 | 5.77 | 4 | 1 | 22 | 3 | 0 | 0 | 1 | 1 | 53.0 | 53 | 35 | 34 | 28 | 42 | 9 | 1 | 7 | 248 | .260 | 4 | 12 | 1 | 2 | 2 |

SEC GAMES ONLY

| Year | ERA | W | L | App | GS | CG | SHO | CBO | SV | IP | H | R | ER | BB | SO | 2B | 3B | HR | BF | B/Avg | WP | HBP | BK | SFA | SHA |
|------|------|---|---|-----|----|----|-----|-----|----|------|----|----|----|----|----|----|----|----|-----|-------|----|-----|----|-----|-----|
| 2023 | 6.61 | 3 | 1 | 14 | 1 | 0 | 0 | 1 | 1 | 32.2 | 30 | 24 | 24 | 19 | 23 | 6 | 0 | 5 | 152 | .242 | 4 | 8 | 1 | 1 | 0 |



WILL CANNON

33

2023 – SOPHOMORE YEAR

Posted a 3-2 record with a 4.41 ERA in his first season ... entered the season as the No. 7 ranked impact JUCO transfer by Perfect Game ... led the team and tied for fifth in the SEC with five saves ... tied for the team lead with 23 appearances, 20 of which came in relief ... struck out 44 batters in 49.0 innings ... went 2-0 with a 4.25 ERA and earned two saves in SEC play ... named to the NCBWA Stopper of the Year Award midseason watch list ... made his Auburn debut on Opening Day vs. Indiana (Feb. 17) and struck out a pair of batters in a scoreless inning ... earned his first save in 1.1 scoreless innings vs. USC (Feb. 24) ... earned his second saves in as many appearances in 1.2 scoreless innings the following day against the Trojans (Feb. 25) ... earned his first win in two innings vs. Lipscomb (Mar. 4) ... struck out a season high four batters in 2.2 innings and earned his third save at Jacksonville State (Mar. 8) ... pitched a season high 4.2 scoreless innings and matched a season high with four strikeouts at Arkansas (Mar. 19) ... his 4.2 innings were the most by an Auburn reliever during the season ... earned his first SEC win in an extra-inning victory vs. Georgia (Mar. 23) ... after posting a 2.29 ERA through nine relief appearances, made back-to-back starts at Florida (Mar. 31) and vs. Texas A&M (Apr. 6) ... recorded his fourth save with a scoreless inning vs. Miss. State (Apr. 21) ... started the series finale and matched a season high with four strikeouts at South Carolina (Apr. 30) ... earned his fifth and final save in 3.0 innings vs. LSU (May 6) ... didn't allow an earned run in three appearances and 5.2 innings from May 19-25 ... pitched 2.2 innings in the regional matchup vs. Penn (June 2).

CANNON AT A GLANCE

CAREER RECORD

| | |
|------------------------|-----|
| at Plainsman Park..... | 3-1 |
| On Road/Neutral..... | 0-1 |
| vs. SEC..... | 2-0 |
| vs. SEC West..... | 0-0 |
| vs. SEC East..... | 2-0 |

CAREER HIGHS

| | |
|------------------|------------------------------------|
| Innings..... | 4.2, at Arkansas (3/19/23) |
| Hits..... | 8, vs. Mississippi State (4/23/23) |
| Runs..... | 5, vs. Mississippi State (4/23/23) |
| Earned Runs..... | 5, vs. Mississippi State (4/23/23) |
| Walks..... | 3, two times |
| Strikeouts..... | 4, two times |
| Pitches..... | 77, at Florida (3/31/23) |

POSITION
Right-handed pitcher

CLASS
Junior

BATS / THROWS
R/R

HEIGHT - WEIGHT
6-1 - 201

EXPERIENCE
TR-1L

HOMETOWN
Phenix City, Ala.

PREVIOUS SCHOOL
Northwest Florida State





2022 – FRESHMAN YEAR AT NORTHWEST FLORIDA STATE

Went 3-2 with a 3.10 ERA in 14 appearances and one start ... led the team with five saves ... struck out 30 batters in 29 innings ... made his debut and earned the save in the season opener against Polk State (Jan. 28) ... struck out four and earned the save in 2.1 innings vs. Chipola (Feb. 5) ... made his lone start and struck out a season-high five in a season-high 4.2 innings against Chipola (Apr. 9).

HIGH SCHOOL

Attended Central High School (AL) ... named OA News Pitcher of the Year ... went 8-3 with a 1.40 ERA and 107 strikeouts in 90.1 innings during six summers on the Perfect Game circuit.

PERSONAL

Son of Chris and Amy Cannon ... has four siblings, Christi, Elizabeth, Casey and Alyssa ... born in Columbus, Georgia, on July 8, 2003.

WILL CANNON'S CAREER APPEARANCES

**-Starter*

2023 - SOPHOMORE YEAR

| Date | Opp (Res.) | DEC | QS | IP | H | R | ER | BB | SO | HR | ERA | NP |
|------|--------------------------------|-----|----|-----|---|---|----|----|----|----|------|----|
| 2/17 | INDIANA (W, 8-4) | - | - | 1.0 | 1 | 0 | 0 | 0 | 2 | 0 | 0.00 | 23 |
| 2/24 | USC (W, 5-3) | S | - | 1.1 | 2 | 0 | 0 | 1 | 1 | 0 | 0.00 | 26 |
| 2/25 | USC (W, 12-6) | S | - | 1.2 | 2 | 0 | 0 | 1 | 1 | 0 | 0.00 | 24 |
| 3/4 | LIPSCOMB (W, 12-11) | W | - | 2.0 | 2 | 1 | 1 | 2 | 2 | 0 | 1.50 | 36 |
| 3/8 | at Jacksonville State (W, 6-3) | S | - | 2.2 | 3 | 2 | 2 | 1 | 4 | 0 | 3.12 | 45 |
| 3/11 | SOUTHEASTERN (L, 3-8) | - | - | 1.0 | 4 | 3 | 1 | 1 | 1 | 1 | 3.72 | 30 |
| 3/14 | GEORGIA TECH (W, 12-11) | - | - | 2.1 | 1 | 0 | 0 | 0 | 3 | 0 | 3.00 | 41 |
| 3/19 | at Arkansas (L, 0-5) | - | - | 4.2 | 2 | 0 | 0 | 2 | 4 | 0 | 2.16 | 58 |
| 3/23 | GEORGIA (W, 7-6) | W | - | 3.0 | 1 | 1 | 1 | 2 | 3 | 0 | 2.29 | 50 |
| 3/31 | *at Florida (W, 10-1) | - | - | 4.0 | 5 | 1 | 1 | 3 | 2 | 0 | 2.28 | 77 |
| 4/6 | *TEXAS A&M (L, 5-9) | - | - | 3.0 | 5 | 2 | 2 | 1 | 3 | 0 | 2.70 | 72 |
| 4/11 | at Georgia Tech (L, 8-12) | L | - | 1.2 | 2 | 4 | 4 | 3 | 2 | 1 | 3.81 | 30 |
| 4/14 | at Alabama (W, 8-4) | - | - | 0.2 | 1 | 0 | 0 | 1 | 1 | 0 | 3.72 | 23 |
| 4/21 | MISSISSIPPI STATE (W, 2-1) | S | - | 1.0 | 0 | 0 | 0 | 1 | 0 | 0 | 3.60 | 15 |
| 4/23 | MISSISSIPPI STATE (W, 12-11) | - | - | 3.0 | 8 | 5 | 5 | 2 | 2 | 1 | 4.64 | 68 |
| 4/28 | at South Carolina (W, 8-3) | - | - | 1.0 | 1 | 0 | 0 | 0 | 0 | 0 | 4.50 | 29 |
| 4/30 | *at South Carolina (L, 7-8) | - | - | 2.2 | 3 | 2 | 2 | 2 | 3 | 1 | 4.66 | 67 |
| 5/6 | LSU (W, 8-6) | S | - | 3.0 | 2 | 2 | 2 | 2 | 3 | 1 | 4.76 | 63 |
| 5/12 | at Ole Miss (W, 8-2) | - | - | 1.0 | 2 | 1 | 1 | 0 | 1 | 0 | 4.87 | 19 |
| 5/19 | MISSOURI (W, 7-2) | - | - | 1.0 | 0 | 0 | 0 | 0 | 1 | 0 | 4.75 | 14 |
| 5/20 | MISSOURI (W, 9-7) | W | - | 1.2 | 0 | 0 | 0 | 0 | 1 | 0 | 4.57 | 15 |
| 5/25 | vs. Alabama (L, 4-7) | - | - | 3.0 | 2 | 0 | 0 | 0 | 0 | 0 | 4.27 | 25 |
| 6/2 | PENN (L, 3-6) | L | - | 2.2 | 5 | 3 | 2 | 2 | 3 | 0 | 4.41 | 52 |

ALL GAMES

| Year | ERA | W | L | App | GS | CG | SHO | CBO | SV | IP | H | R | ER | BB | SO | 2B | 3B | HR | BF | B/Avg | WP | HBP | BK | SFA | SHA |
|------|------|---|---|-----|----|----|-----|-----|----|------|----|----|----|----|----|----|----|----|-----|-------|----|-----|----|-----|-----|
| 2023 | 4.41 | 3 | 2 | 23 | 3 | 0 | 0 | 0 | 5 | 49.0 | 54 | 27 | 24 | 28 | 44 | 15 | 0 | 4 | 230 | .289 | 5 | 8 | 0 | 4 | 3 |

SEC GAMES ONLY

| Year | ERA | W | L | App | GS | CG | SHO | CBO | SV | IP | H | R | ER | BB | SO | 2B | 3B | HR | BF | B/Avg | WP | HBP | BK | SFA | SHA |
|------|------|---|---|-----|----|----|-----|-----|----|------|----|----|----|----|----|----|----|----|-----|-------|----|-----|----|-----|-----|
| 2023 | 4.25 | 2 | 0 | 13 | 3 | 0 | 0 | 0 | 2 | 29.2 | 30 | 14 | 14 | 17 | 25 | 9 | 0 | 2 | 136 | .273 | 4 | 6 | 0 | 2 | 1 |



PARKER CARLSON

23

CARLSON AT A GLANCE**CAREER RECORD**

| | |
|------------------------|-----|
| at Plainsman Park..... | 2-2 |
| On Road/Neutral..... | 0-0 |
| vs. SEC..... | 0-0 |
| vs. SEC West..... | 0-0 |
| vs. SEC East..... | 0-0 |

CAREER HIGHS

| | |
|------------------|-----------------------------------|
| Innings..... | 3.1, vs. Troy (4/25/23) |
| Hits..... | 3, three times |
| Runs..... | 3, two times |
| Earned Runs..... | 3, vs. Middle Tennessee (3/13/22) |
| Walks..... | 3, vs. Troy (4/25/23) |
| Strikeouts..... | 4, vs. Rhode Island (3/6/22) |
| Pitches..... | 59, vs. Troy (4/25/23) |

POSITION
Right-handed pitcher**CLASS**
Junior**BATS / THROWS**
R/R**HEIGHT - WEIGHT**
6-1 - 188**EXPERIENCE**
2L**HOMETOWN**
Mobile, Ala.**HIGH SCHOOL**
Faith Academy**2023 – SOPHOMORE YEAR**

Went 1-1 with a 4.50 ERA and recorded his first career save ... registered career bests in virtually every pitching category including appearances (15), innings (16.0), strikeouts (20) and average against (.266) ... made his season debut in the series finale vs. Indiana (Feb. 19) ... struck out a season high three batters in an inning vs. Florida A&M (Mar. 1) ... earned his first win of the season and struck out a pair in a scoreless inning in the series opener vs. Southeastern (Mar. 10) ... matched a season high with three strikeouts in 1.2 innings vs. Georgia (Mar. 25) ... recorded the final two out to record his first career save vs. Texas A&M (Apr. 7) ... pitched 1.2 scoreless innings at Alabama (Apr. 15) ... allowed just two earned runs in a span of 10 appearances from Mar. 5-Apr. 18 ... pitched a career high 3.1 innings and matched a season high with three strikeouts vs. Troy (Apr. 25).

2022 – FRESHMAN YEAR

Went 1-1 with an 8.59 ERA in five appearances ... struck out 10 batters and walked three in 7.1 innings ... pitched a scoreless inning with a strikeout in his Auburn debut in the home opener against Troy (Feb. 23) ... turned in season highs with 3.0 innings and four strikeouts while earning his first career win against Rhode Island (Mar. 6).

PARKER CARLSON'S CAREER APPEARANCES**2022 - FRESHMAN YEAR**

| Date | Opp (Res.) | DEC | QS | IP | H | R | ER | BB | SO | HR | ERA | NP |
|------|-----------------------------|-----|----|-----|---|---|----|----|----|----|------|----|
| 2/23 | TROY (W, 13-1) | - | - | 1.0 | 0 | 0 | 0 | 0 | 1 | 0 | 0.00 | 8 |
| 2/26 | YALE (L, 4-5) | - | - | 1.0 | 2 | 1 | 1 | 0 | 1 | 1 | 4.50 | 17 |
| 3/6 | RHODE ISLAND (W, 14-1) | W | - | 3.0 | 2 | 1 | 1 | 1 | 4 | 1 | 3.60 | 40 |
| 3/13 | MIDDLE TENNESSEE (W, 10-7) | - | - | 0.2 | 3 | 3 | 3 | 0 | 2 | 1 | 7.94 | 24 |
| 3/29 | JACKSONVILLE STATE (L, 2-5) | L | - | 1.2 | 1 | 2 | 2 | 2 | 2 | 0 | 8.59 | 34 |

2023 - SOPHOMORE YEAR

| Date | Opp (Res.) | DEC | QS | IP | H | R | ER | BB | SO | HR | ERA | NP |
|------|----------------------------|-----|----|-----|---|---|----|----|----|----|-------|----|
| 2/19 | INDIANA (L, 2-11) | - | - | 0.2 | 3 | 1 | 1 | 0 | 1 | 0 | 13.50 | 18 |
| 2/26 | USC (T, 12-12) | - | - | 0.1 | 0 | 0 | 0 | 0 | 1 | 0 | 9.00 | 6 |
| 3/1 | FLORIDA A&M (W, 18-8) | - | - | 1.0 | 2 | 3 | 1 | 2 | 3 | 0 | 9.00 | 29 |
| 3/5 | LIPSCOMB (W, 4-3) | - | - | 0.1 | 0 | 0 | 0 | 1 | 1 | 0 | 7.71 | 10 |
| 3/10 | SOUTHEASTERN (W, 7-1) | W | - | 1.0 | 0 | 0 | 0 | 0 | 2 | 0 | 5.40 | 15 |
| 3/11 | SOUTHEASTERN (L, 7-8) | - | - | 0.2 | 1 | 0 | 0 | 1 | 0 | 0 | 4.50 | 18 |
| 3/17 | at Arkansas (L, 2-7) | - | - | 0.1 | 0 | 0 | 0 | 1 | 0 | 0 | 4.15 | 7 |
| 3/25 | GEORGIA (L, 7-24) | - | - | 1.2 | 3 | 1 | 1 | 1 | 3 | 0 | 4.50 | 40 |
| 4/1 | at Florida (L, 5-12) | - | - | 1.0 | 2 | 1 | 1 | 1 | 1 | 0 | 5.14 | 26 |
| 4/4 | at UAB (L, 5-6) | - | - | 1.1 | 1 | 0 | 0 | 0 | 2 | 0 | 4.32 | 27 |
| 4/7 | TEXAS A&M (W, 10-9) | S | - | 0.2 | 1 | 0 | 0 | 1 | 0 | 0 | 4.00 | 17 |
| 4/15 | at Alabama (L, 2-4) | - | - | 1.2 | 0 | 0 | 0 | 2 | 0 | 0 | 3.38 | 22 |
| 4/18 | SAMFORD (W, 13-3) | - | - | 1.1 | 1 | 0 | 0 | 1 | 2 | 0 | 3.00 | 24 |
| 4/25 | TROY (L, 7-8) | L | - | 3.1 | 1 | 2 | 2 | 3 | 3 | 0 | 3.52 | 59 |
| 4/30 | at South Carolina (L, 7-8) | - | - | 0.2 | 2 | 2 | 2 | 2 | 1 | 0 | 4.50 | 35 |

HIGH SCHOOL

Played at Faith Academy ... rated by Perfect Game as the No. 23 player and No. 11 right hander in Alabama ... tabbed 2021 ASWA 6A First Team All-State ... led his team to the 2021 AHSAA Class 6A State Championship ... struck out 14 batters against Northridge to send Faith Academy to the championship series ... registered a 2.72 ERA with 73 strikeouts in 63.0 innings during the 2019-20 seasons ... 2019 Perfect Game High Honorable Mention Preseason Underclass All-America.

PERSONAL

Son of Danny and Kristi Carlson ... has two siblings, Brooks and Ellie ... his brother, Brooks, was a graduate transfer infielder on Auburn's 2022 CWS team ... born Feb. 28, 2003.

ALL GAMES

| Year | ERA | W | L | App | GS | CG | SHO | CBO | SV | IP | H | R | ER | BB | SO | 2B | 3B | HR | BF | B/Avg | WP | HBP | BK | SFA | SHA |
|--------------|-------------|----------|----------|-----------|----------|----------|----------|----------|----------|-------------|-----------|-----------|-----------|-----------|-----------|----------|----------|----------|------------|-------------|----------|----------|----------|----------|----------|
| 2022 | 8.59 | 1 | 1 | 5 | 0 | 0 | 0 | 0 | 0 | 7.1 | 8 | 7 | 3 | 10 | 1 | 0 | 3 | 33 | .267 | 2 | 0 | 0 | 0 | 0 | |
| 2023 | 4.50 | 1 | 1 | 15 | 0 | 0 | 0 | 0 | 1 | 16.0 | 17 | 10 | 8 | 16 | 20 | 1 | 0 | 0 | 83 | .266 | 1 | 2 | 0 | 1 | 0 |
| TOTAL | 5.79 | 2 | 2 | 20 | 0 | 0 | 0 | 0 | 1 | 23.1 | 25 | 17 | 15 | 19 | 30 | 2 | 0 | 3 | 116 | .266 | 3 | 2 | 0 | 1 | 0 |

SEC GAMES ONLY

| Year | ERA | W | L | App | GS | CG | SHO | CBO | SV | IP | H | R | ER | BB | SO | 2B | 3B | HR | BF | B/Avg | WP | HBP | BK | SFA | SHA |
|------|------|---|---|-----|----|----|-----|-----|----|-----|---|---|----|----|----|----|----|----|----|-------|----|-----|----|-----|-----|
| 2023 | 6.00 | 0 | 0 | 6 | 0 | 0 | 0 | 0 | 1 | 6.0 | 8 | 4 | 4 | 8 | 5 | 0 | 0 | 0 | 33 | .320 | 0 | 0 | 0 | 0 | 0 |





KONNER COPELAND

54

POSITION
Left-handed pitcher

CLASS
Fifth Year

BATS / THROWS
L/L

HEIGHT - WEIGHT
6-2 - 181

EXPERIENCE
TR-2L

HOMETOWN
Mobile, Ala.

PREVIOUS SCHOOL
Pensacola State/
East Mississippi

2023 - SENIOR YEAR

Posted a 4-2 record with a 7.52 ERA ... his four wins were tied for the third most on the team ... three of his four wins came in SEC play ... made 17 appearances, including six starts ... struck out 39 batters in 40.2 innings ... started his season by striking out a season high six batters and earning the win in 3.2 innings in a start vs. North Alabama (Feb. 21) ... pitched a pair of scoreless innings later that week vs. USC (Feb. 26) ... turned in a then season high 5.0 scoreless innings and matched his high with six strikeouts at Jacksonville State (Mar. 8) ... made his first SEC start at Arkansas (Mar. 19) ... earned win in back-to-back relief appearances vs. Miss. State (Apr. 23) and at South Carolina (Apr. 29) ... allowed a combined two earned run and struck out six in outings of 4.1 and 4.0 innings against the Bulldogs and Gamecocks ... pitched a season high 5.1 innings and allowed one run with five strikeouts en route to the win vs. Missouri (May 19) ... started the SEC Tournament game vs. Alabama (May 25) and pitched an inning of relief in Auburn Regional vs. Southern Miss (June 3).

2022 - JUNIOR YEAR

Went 3-0 with a 4.20 ERA in nine appearances and two starts ... struck out 19 batters in 15.0 innings ... made his Auburn debut in a midweek start against Alabama State (Mar. 1), pitching 2.1 innings and allowing an unearned run ... recorded an out in SEC road contests at LSU (Apr. 1) and at Mississippi State (Apr. 15) ... earned his first win in a midweek start against Kennesaw State (Apr. 20), striking out a season-high eight batters in 4.0 scoreless innings ... earned a win in a relief effort at Jacksonville State (Apr. 26) ... recorded the final six outs and earned his first SEC win in a comeback effort at No. 1 Tennessee (Apr. 30) ... struck out four batters and didn't allow an earned run in 2.2 innings in the regional opener against Southeastern (June 3).

2021 - SOPHOMORE YEAR AT PENSACOLA STATE

Went 7-1 with a 1.74 ERA in 12 appearances and eight starts ... struck out 81 batters in 57.0 innings, good for a 12.79 K/9.0 inning clip ... named 2021 NJCAA Third Team All-America and the Florida Panhandle Conference Pitcher of the Year ... pitched three complete-game shutouts and also recorded a save ... ranked second in NJCAA in shutouts and fourth in ERA.

COPELAND AT A GLANCE

CAREER RECORD

| | |
|------------------------|-----|
| at Plainsman Park..... | 3-0 |
| On Road/Neutral..... | 4-2 |
| vs. SEC..... | 4-2 |
| vs. SEC West..... | 1-2 |
| vs. SEC East..... | 3-0 |

CAREER HIGHS

| | |
|------------------|---------------------------------|
| Innings..... | 5.1, vs. Missouri (5/19/23) |
| Hits..... | 8, vs. Alabama (5/25/23) |
| Runs..... | 5, vs. Georgia Tech (3/14/23) |
| Earned Runs..... | 5, vs. Georgia Tech (3/14/23) |
| Walks..... | 3, at UAB (4/4/23) |
| Strikeouts..... | 8, vs. Kennesaw State (4/20/22) |
| Pitches..... | 91, vs. Missouri (5/19/23) |





KONNER COPELAND'S CAREER APPEARANCES

*-Starter

2022 - JUNIOR YEAR

| Date | Opp. (Res.) | DEC | QS | IP | H | R | ER | BB | SO | HR | ERA | NP |
|------|--------------------------------|-----|----|-----|---|---|----|----|----|----|------|----|
| 3/1 | *ALABAMA STATE (W, 13-7) | - | - | 2.1 | 5 | 1 | 0 | 2 | 1 | 0 | 0.00 | 52 |
| 4/1 | at LSU (L, 2-9) | - | - | 0.1 | 0 | 0 | 0 | 0 | 0 | 0 | 0.00 | 1 |
| 4/15 | at Mississippi State (L, 5-9) | - | - | 0.1 | 0 | 0 | 0 | 0 | 1 | 0 | 0.00 | 3 |
| 4/20 | *KENNESAW STATE (W, 14-1) | W | - | 4.0 | 2 | 0 | 0 | 1 | 8 | 0 | 0.00 | 68 |
| 4/26 | at Jacksonville State (W, 8-4) | W | - | 1.1 | 3 | 2 | 2 | 1 | 1 | 0 | 2.16 | 25 |
| 4/30 | at Tennessee (W, 8-6) | W | - | 2.0 | 3 | 1 | 1 | 0 | 2 | 1 | 2.61 | 41 |
| 5/6 | ARKANSAS (L, 8-11) | - | - | 1.1 | 2 | 4 | 4 | 2 | 1 | 2 | 5.40 | 32 |
| 5/10 | at Troy (W, 11-4) | - | - | 0.2 | 1 | 0 | 0 | 0 | 1 | 0 | 5.11 | 12 |
| 6/3 | SOUTHEASTERN (W, 19-7) | - | - | 2.2 | 4 | 3 | 0 | 2 | 4 | 0 | 4.20 | 56 |

2023 - SENIOR YEAR

| Date | Opp. (Res.) | DEC | QS | IP | H | R | ER | BB | SO | HR | ERA | NP |
|------|---------------------------------|-----|----|-----|---|---|----|----|----|----|-------|----|
| 2/21 | *vs. North Alabama (W, 13-1) | W | - | 3.2 | 3 | 1 | 1 | 0 | 6 | 0 | 2.45 | 62 |
| 2/26 | USC (T, 12-12) | - | - | 2.0 | 3 | 0 | 0 | 0 | 1 | 0 | 1.59 | 39 |
| 3/4 | LIPSCOMB (W, 12-11) | - | - | 0.2 | 4 | 4 | 4 | 0 | 0 | 1 | 7.11 | 20 |
| 3/8 | *at Jacksonville State (W, 6-3) | - | - | 5.0 | 2 | 0 | 0 | 1 | 6 | 0 | 3.97 | 65 |
| 3/14 | GEORGIA TECH (W, 12-11) | - | - | 1.1 | 6 | 5 | 5 | 1 | 1 | 0 | 7.11 | 43 |
| 3/19 | *at Arkansas (L, 0-5) | L | - | 2.2 | 3 | 3 | 3 | 1 | 2 | 1 | 7.63 | 48 |
| 3/25 | GEORGIA (L, 7-24) | - | - | 1.0 | 3 | 3 | 3 | 1 | 1 | 0 | 8.82 | 24 |
| 4/2 | at Florida (L, 8-17) | - | - | 0.2 | 4 | 2 | 2 | 0 | 1 | 0 | 9.53 | 20 |
| 4/4 | *at UAB (L, 5-6) | - | - | 0.2 | 2 | 4 | 4 | 3 | 1 | 0 | 11.21 | 39 |
| 4/11 | at Georgia Tech (L, 8-12) | - | - | 2.0 | 4 | 1 | 1 | 2 | 1 | 0 | 10.53 | 29 |
| 4/23 | MISSISSIPPI STATE (W, 12-11) | W | - | 4.1 | 3 | 2 | 0 | 0 | 2 | 0 | 8.62 | 56 |
| 4/29 | at South Carolina (W, 9-5) | W | - | 4.0 | 1 | 2 | 2 | 0 | 4 | 1 | 8.04 | 56 |
| 5/6 | LSU (W, 8-6) | - | - | 0.2 | 3 | 2 | 2 | 1 | 2 | 0 | 8.48 | 24 |
| 5/12 | at Ole Miss (W, 16-4) | - | - | 2.1 | 4 | 1 | 1 | 1 | 4 | 0 | 8.13 | 45 |
| 5/19 | *MISSOURI (W, 7-2) | W | - | 5.1 | 3 | 1 | 1 | 1 | 5 | 0 | 7.18 | 91 |
| 5/25 | *vs. Alabama (L, 4-7) | L | - | 3.1 | 8 | 4 | 4 | 0 | 2 | 1 | 7.49 | 65 |
| 6/3 | SOUTHERN MISS (L, 2-7) | - | - | 1.0 | 4 | 1 | 1 | 0 | 0 | 0 | 7.52 | 27 |

2020 - FRESHMAN YEAR AT EAST MISSISSIPPI

Logged 15.1 innings in four appearances and three starts ... made his collegiate debut in relief at Shelton State (Feb. 15) ... turned in a quality start at Snead State (Feb. 29), striking out a season-high four batters in the outing.

HIGH SCHOOL

Played at Saraland High School ... rated by Perfect Game as the No. 7 southpaw in Alabama ... went 6-2 with a 1.78 ERA and 61 strikeouts with a .167 average against as a senior ... named to the 2019 Coastal Alabama All-Region Team ... also competed for the Alabama Rawdogs ... 2018 Perfect Game High Honorable Mention Preseason Underclass All-America.

PERSONAL

Son of Pat and Tammy Copeland ... has one sister, Kelsey ... enrolled in the College of Business ... born July 17, 2000.



ALL GAMES

| Year | ERA | W | L | App | GS | CG | SHO | CBO | SV | IP | H | R | ER | BB | SO | 2B | 3B | HR | BF | B/Avg | WP | HBP | BK | SFA | SHA |
|--------------|-------------|----------|----------|-----------|----------|----------|----------|----------|----------|-------------|-----------|-----------|-----------|-----------|-----------|-----------|----------|----------|------------|-------------|----------|----------|----------|----------|----------|
| 2022 | 4.20 | 3 | 0 | 9 | 2 | 0 | 0 | 0 | 0 | 15.0 | 20 | 11 | 7 | 8 | 19 | 3 | 0 | 3 | 71 | .328 | 1 | 1 | 0 | 0 | 1 |
| 2023 | 7.52 | 4 | 2 | 17 | 6 | 0 | 0 | 0 | 0 | 40.2 | 60 | 36 | 34 | 12 | 39 | 18 | 0 | 4 | 191 | .349 | 0 | 4 | 0 | 3 | 0 |
| TOTAL | 6.63 | 7 | 2 | 26 | 8 | 0 | 0 | 0 | 0 | 55.2 | 80 | 47 | 41 | 20 | 58 | 21 | 0 | 7 | 262 | .343 | 1 | 5 | 0 | 3 | 1 |

SEC GAMES

| Year | ERA | W | L | App | GS | CG | SHO | CBO | SV | IP | H | R | ER | BB | SO | 2B | 3B | HR | BF | B/Avg | WP | HBP | BK | SFA | SHA |
|--------------|-------------|----------|----------|-----------|----------|----------|----------|----------|----------|-------------|-----------|-----------|-----------|----------|-----------|----------|----------|----------|------------|-------------|----------|----------|----------|----------|----------|
| 2022 | 11.25 | 1 | 0 | 4 | 0 | 0 | 0 | 0 | 0 | 4.0 | 5 | 5 | 5 | 2 | 4 | 0 | 0 | 3 | 20 | .333 | 0 | 1 | 0 | 0 | 0 |
| 2023 | 6.00 | 3 | 1 | 8 | 2 | 0 | 0 | 0 | 0 | 21.0 | 24 | 16 | 14 | 5 | 21 | 6 | 0 | 2 | 93 | .286 | 0 | 3 | 0 | 1 | 0 |
| TOTAL | 6.84 | 4 | 1 | 12 | 2 | 0 | 0 | 0 | 0 | 25.0 | 29 | 21 | 19 | 7 | 25 | 6 | 0 | 5 | 111 | .293 | 0 | 4 | 0 | 1 | 0 |





ZACH CROTCHFELT



CROTCHFELT AT A GLANCE

CAREER RECORD

| | |
|------------------------|-----|
| at Plainsman Park..... | 1-1 |
| On Road/Neutral..... | 0-1 |
| vs. SEC..... | 1-2 |
| vs. SEC West..... | 1-1 |
| vs. SEC East..... | 0-1 |

CAREER HIGHS

| | |
|------------------|------------------------------------|
| Innings..... | 5.0, vs. Southeastern (3/11/23) |
| Hits..... | 6, vs. Georgia (3/25/23) |
| Runs..... | 6, at Arkansas (3/18/23) |
| Earned Runs..... | 4, three times |
| Walks..... | 4, vs. Mississippi State (4/23/23) |
| Strikeouts..... | 5, two times |
| Pitches..... | .82, vs. Southeastern (3/11/23) |

2023 - FRESHMAN YEAR

Went 1-2 with a 5.62 ERA in 17 appearances and six starts ... entered the season rated by Perfect Game as the No. 52 incoming freshman in the class ... ranked third on the team with 45 strikeouts in 41.2 innings ... made his Auburn debut Opening Weekend vs. Indiana (Feb. 19) and allowed two runs with four strikeouts in 3.2 innings ... made his first start in the series finale vs. Lipscomb (Mar. 5), allowing two runs in 4.0 innings ... pitched a season high 5.0 scoreless inning with five strikeouts vs. Southeastern (Mar. 11) ... struck out five batters in his second straight start at Arkansas (Mar. 18) ... didn't allow an earned run in three straight appearances against Texas A&M (Apr. 7), Alabama (Apr. 15) and Samford (Apr. 18), notably striking out four in 3.0 scoreless innings vs. the Crimson Tide ... earned his first career win in a relief effort vs. LSU (May 6) ... turned in three straight scoreless relief efforts to end the season — 2.0 innings vs. Missouri (May 19), 2.1 innings and a save vs. Missouri (May 23) at the SEC Tournament, and 0.2 innings vs. Penn in the Auburn Regional ... turned in a 3.86 ERA in his last 10 appearances and 16.1 innings from Apr. 6 through the remainder of the season.

ZACH CROTCHFELT'S CAREER APPEARANCES

*-Starter

2023 - FRESHMAN YEAR

| Date | Opp (Res.) | DEC | QS | IP | H | R | ER | BB | SO | HR | ERA | NP |
|------|-------------------------------|-----|----|-----|---|---|----|----|----|----|------|----|
| 2/19 | INDIANA (L, 2-11) | - | - | 3.2 | 3 | 2 | 2 | 1 | 4 | 0 | 4.91 | 56 |
| 2/26 | USC (T, 12-12) | - | - | 3.2 | 4 | 4 | 4 | 2 | 3 | 0 | 7.36 | 62 |
| 3/5 | *LIPSCOMB (W, 4-3) | - | - | 4.0 | 3 | 2 | 2 | 3 | 4 | 1 | 6.35 | 76 |
| 3/11 | *SOUTHEASTERN (L, 3-8) | - | - | 5.0 | 3 | 0 | 0 | 3 | 5 | 0 | 4.41 | 82 |
| 3/18 | *at Arkansas (L, 3-9) | L | - | 4.0 | 5 | 6 | 3 | 1 | 5 | 1 | 4.87 | 80 |
| 3/25 | *GEORGIA (L, 7-24) | L | - | 2.1 | 6 | 5 | 4 | 1 | 2 | 2 | 5.96 | 47 |
| 4/1 | at Florida (L, 5-12) | - | - | 2.2 | 5 | 4 | 4 | 2 | 2 | 0 | 6.75 | 60 |
| 4/6 | TEXAS A&M (L, 5-9) | - | - | 1.0 | 1 | 1 | 1 | 1 | 1 | 1 | 6.84 | 15 |
| 4/7 | TEXAS A&M (L, 6-12) | - | - | 2.0 | 2 | 1 | 0 | 2 | 1 | 0 | 6.35 | 34 |
| 4/15 | at Alabama (L, 2-4) | - | - | 3.0 | 2 | 0 | 0 | 1 | 4 | 0 | 5.74 | 34 |
| 4/18 | *SAMFORD (W, 13-3) | - | - | 1.0 | 0 | 0 | 0 | 2 | 3 | 0 | 5.57 | 29 |
| 4/23 | *MISSISSIPPI STATE (W, 12-11) | - | - | 1.2 | 2 | 4 | 3 | 4 | 1 | 0 | 6.09 | 52 |
| 5/6 | LSU (W, 8-6) | W | - | 0.1 | 0 | 0 | 0 | 0 | 1 | 0 | 6.03 | 5 |
| 5/13 | at Ole Miss (W, 13-5) | - | - | 2.1 | 3 | 3 | 3 | 1 | 1 | 0 | 6.38 | 35 |
| 5/19 | MISSOURI (W, 7-2) | - | - | 2.0 | 1 | 0 | 0 | 1 | 4 | 0 | 6.05 | 35 |
| 5/23 | vs. Missouri (W, 10-4) | S | - | 2.1 | 1 | 0 | 0 | 0 | 4 | 0 | 5.71 | 37 |
| 6/2 | PENN (L, 3-6) | - | - | 0.2 | 0 | 0 | 0 | 0 | 0 | 0 | 5.62 | 12 |

POSITION
Left-handed pitcher

CLASS
Sophomore

BATS / THROWS
L/L

HEIGHT - WEIGHT
6-3 - 215

EXPERIENCE
1L

HOMETOWN
Jackson, N.J.

HIGH SCHOOL
Jackson Memorial

HIGH SCHOOL

Attended Jackson Memorial High School (NJ) ... rated by Perfect Game as the No. 93 overall player in the class, including the No. 9 left-handed pitcher ... also rated the No. 3 player and top-ranked lefty in New Jersey ... turned in a 1.07 ERA and 130 strikeouts in 65.0 innings as a senior ... named 2022 MaxPreps First Team All-America ... also earned 2022 Mr. Shore Baseball and First Team All-State honors ... participated in the 2021 USA Baseball PDP League and 2021 Perfect Game National Showcase, where he was named to the Top Prospect Team ... also competed at the 2020 Perfect Game Underclass All-American Games ... entered the MLB Draft as the No. 160 overall prospect according to MLB.com and No. 255 overall prospect by Perfect Game.

PERSONAL

Son of Joseph and Angela Crotchfelt ... born in Neptune, New Jersey, on Oct. 3, 2003.

ALL GAMES

| Year | ERA | W | L | App | GS | CG | SHO | CBO | SV | IP | H | R | ER | BB | SO | 2B | 3B | HR | BF | B/Avg | WP | HBP | BK | SFA | SHA |
|------|------|---|---|-----|----|----|-----|-----|----|------|----|----|----|----|----|----|----|----|-----|-------|----|-----|----|-----|-----|
| 2023 | 5.62 | 1 | 2 | 17 | 6 | 0 | 0 | 0 | 1 | 41.2 | 41 | 32 | 26 | 25 | 45 | 7 | 1 | 5 | 189 | .253 | 5 | 1 | 0 | 0 | 1 |

SEC GAMES ONLY

| Year | ERA | W | L | App | GS | CG | SHO | CBO | SV | IP | H | R | ER | BB | SO | 2B | 3B | HR | BF | B/Avg | WP | HBP | BK | SFA | SHA |
|------|------|---|---|-----|----|----|-----|-----|----|------|----|----|----|----|----|----|----|----|-----|-------|----|-----|----|-----|-----|
| 2023 | 7.59 | 1 | 2 | 10 | 3 | 0 | 0 | 0 | 0 | 21.1 | 27 | 24 | 18 | 14 | 22 | 5 | 1 | 4 | 105 | .300 | 1 | 1 | 0 | 0 | 0 |



DERIC FABIAN



POSITION
Infielder

CLASS
Junior

BATS / THROWS
R/R

HEIGHT - WEIGHT
6-3 - 190

EXPERIENCE
TR-4Y

HOMETOWN
Ocala, Fla.

PREVIOUS SCHOOL
Florida

2023 – SOPHOMORE YEAR AT FLORIDA

Turned in a .289/.386/.447 slash line in 22 games and 10 starts ... split time at first base, second base, third base, shortstop and left field ... hit two homers with 10 RBI ... was 5-for-5 in stolen bases ... went 1-for-2 with two walks and a run in the season opener vs. Charleston Southern (Feb. 17) ... hit his first home run of the year and drove in three vs. Florida A&M (Apr. 18) ... homered for the second time in three games and drove in a career-high four runs vs. Vanderbilt (May 12) ... collected multiple hits for the second straight game the following day against the Commodores (May 13) ... picked up a pinch-hit, two-RBI single in the ninth inning of the CWS Finals win over LSU (June 25) ... turned in a 1.000 fielding percentage in 37 total chances across five different positions – first base, second base, third base, shortstop and left field ... named to the 2023 SEC Academic Honor Roll.

2022 – FRESHMAN YEAR AT FLORIDA

Played in 46 games and made 43 starts in the infield ... hit four doubles and four homers with 22 RBI ... was 4-for-4 in stolen bases ... picked up his first career hit in his first start in the season opener vs. Liberty (Feb. 18) ... collected his first multi-hit and multi-RBI game vs. Stetson (Feb. 22) ... notched a career-high three hits, including his first career home run, vs. North Florida (Mar. 1) ... went 3-for-5 with two doubles the following day vs. Florida A&M (Mar. 2) ... hit a solo homer vs. LSU (Mar. 26) ... went 2-for-3 and drove in a season-high three runs with his third homer of the year vs. Florida A&M (Apr. 5) ... hit a game-winning solo homer in the top of the 10th inning at Vanderbilt (Apr. 17).

CAREER HIGHS

| | |
|-------------|-----------------------------|
| At Bats: | 5, three times |
| Runs: | 2, five times |
| Hits: | 3, two times |
| RBI: | 4, vs. Vanderbilt (5/12/23) |
| Doubles: | 2, vs. Florida A&M (3/2/22) |
| Triples: | None |
| HR: | 1, six times |
| Hit Streak: | 6 (2022) |
| Reach Base: | 11 (2022) |

MULTI-HIT GAMES

| Year | 2 | 3 | 4 | 5+ | Total |
|---------------|----------|----------|-----------|-----------|----------|
| 2022 | 4 | 2 | - | - | 6 |
| 2023 | 2 | - | - | - | 2 |
| Totals | 6 | 2 | -- | -- | 8 |

MULTI-RBI GAMES

| Year | 2 | 3 | 4 | 5+ | Total |
|---------------|----------|----------|----------|-----------|----------|
| 2022 | 5 | 1 | - | - | 6 |
| 2023 | 1 | 1 | 1 | - | 3 |
| Totals | 6 | 2 | 1 | -- | 9 |

HIGH SCHOOL

Attended North Marion High School (FL) ... rated by Perfect Game as the No. 26 player in Florida, including the No. 7 shortstop ... tabbed the No. 192 overall player in the class ... 2021 Florida Dairy Farmers Mr. Baseball ... 2021 All-America and All-State honoree ... led North Marion to a state runner-up finish as a senior, hitting .462 with 13 homers and 52 RBI.

PERSONAL

Son of Jenny and Eric Fabian ... younger brother of Baltimore Orioles prospect Jud Fabian ... born in Ocala, Florida, on Aug. 1, 2002.


ALL GAMES

| Year | Avg | GP | GS | AB | R | H | 2B | 3B | HR | RBI | TB | SLG% | BB | HBP | SO | GDP | OB% | SF | SH | SB | ATT | PO | A | E | FLD% |
|--------------|-------------|-----------|-----------|------------|-----------|-----------|----------|----------|----------|-----------|-----------|-------------|-----------|----------|-----------|----------|-------------|----------|----------|----------|----------|-----------|-----------|----------|-------------|
| 2022 (UF) | .218 | 46 | 43 | 142 | 25 | 31 | 4 | 0 | 4 | 22 | 47 | .331 | 19 | 4 | 43 | 1 | .323 | 2 | 4 | 4 | 23 | 58 | 6 | .931 | |
| 2023 (UF) | .289 | 22 | 10 | 38 | 9 | 11 | 0 | 0 | 2 | 10 | 17 | .447 | 5 | 1 | 11 | 0 | .386 | 0 | 0 | 5 | 5 | 24 | 13 | 0 | 1.000 |
| TOTAL | .233 | 68 | 53 | 180 | 34 | 42 | 4 | 0 | 6 | 32 | 64 | .356 | 24 | 5 | 54 | 1 | .336 | 2 | 4 | 9 | 9 | 47 | 71 | 6 | .952 |

SEC GAMES ONLY

| Year | Avg | GP | GS | AB | R | H | 2B | 3B | HR | RBI | TB | SLG% | BB | HBP | SO | GDP | OB% | SF | SH | SB | ATT | PO | A | E | FLD% |
|--------------|------|-----------|-----------|-----------|-----------|-----------|----------|----------|----------|-----------|-----------|-------------|----------|----------|-----------|----------|-------------|----------|----------|----------|----------|-----------|-----------|----------|-------------|
| 2022 (UF) | .162 | 24 | 22 | 74 | 8 | 12 | 2 | 0 | 2 | 10 | 20 | .270 | 7 | 3 | 22 | 0 | .259 | 1 | 3 | 2 | 2 | 14 | 34 | 4 | .923 |
| 2023 (UF) | .333 | 8 | 4 | 15 | 4 | 5 | 0 | 0 | 1 | 4 | 8 | .533 | 1 | 1 | 6 | 0 | .412 | 0 | 0 | 2 | 2 | 5 | 7 | 0 | 1.000 |
| TOTAL | | 32 | 26 | 89 | 12 | 17 | 2 | 0 | 3 | 14 | 28 | .315 | 8 | 4 | 28 | 0 | .284 | 1 | 3 | 4 | 4 | 19 | 41 | 4 | .938 |





JOSEPH GONZALEZ

45

POSITION
Right-handed pitcher

CLASS
Redshirt Junior

BATS / THROWS
R/R

HEIGHT - WEIGHT
6-4 - 233

EXPERIENCE
2L

HOMETOWN
Humacao, Puerto Rico

HIGH SCHOOL
Leadership Christian Academy

2023 – JUNIOR YEAR

Named to the USA Baseball Golden Spikes Award Preseason Watch List ... entered the season rated by D1 Baseball as the No. 20 starting pitcher and No. 28 college prospect for the MLB Draft ... also rated by Perfect Game as the No. 64 junior entering the season ... started game two vs. Indiana (Feb. 18) and earned the win in 5.0 scoreless innings ... he faced one over the minimum and needed just 42 pitches in his outing ... was shut down for the remainder of the season with lingering shoulder soreness.

2022 – SOPHOMORE YEAR

Led the team with a 7-4 record and 3.22 ERA in 15 appearances and 14 starts this season ... his ERA was good for seventh in the league ... struck out 54 batters and issued just 15 walks in 78.1 innings ... logged a 4-2 record and 3.20 ERA in seven league starts, tied for the seventh best ERA in the conference ... walked just five batters in 45.0 innings in league play ... pitched 5.0 scoreless innings and earned the win in his season debut vs. Texas Tech in Arlington (Feb. 19) ... struck out a season-high eight batters in 6.2 scoreless innings against Rhode Island (Mar. 5) ... left his start against Middle Tennessee (Mar. 13) after just one inning and missed the first two weeks of SEC play ... earned the win in his first SEC start at LSU (Apr. 2), allowing three runs in 6.0 innings and starting a streak of four straight quality starts and wins in SEC play ... pitched a complete game and matched a season-high with eight strikeouts against Vanderbilt (Apr. 10) ... was the first Auburn pitcher to throw a complete game in SEC play since Casey Mize in 2018 and earned SEC Pitcher of the Week honors for his effort ... allowed two runs in 8.0 innings in the series finale at Mississippi State (Mar. 16) ... earned his fourth straight win in 7.0 scoreless innings in a 2-0 win to complete a sweep of South Carolina (Apr. 24) ... didn't walk a batter in three straight starts and 24.0 innings from Apr. 10-24 ... became the first Auburn pitcher to turn in four straight SEC quality starts since Casey Mize in 2018 and the first to win four straight SEC starts since Keegan Thompson in 2015 ... pitched 5.0 scoreless innings in the regular season finale at Kentucky (May 21) ... turned in his sixth quality start of the season in the regional against Florida State (June 12) and was named to the Auburn Regional All-Tournament Team ... pitched 5.0 innings in the middle game of

the Corvallis Super Regional (June 12) and 5.0 more in the College World Series opener against Ole Miss (June 18) ... starred for the USA Baseball Collegiate National Team during the summer, leading the team to a bronze medal ... didn't allow an earned run and struck out 13 batters without issuing a walk in 11.2 innings during training camp and international competition.

2021 – FRESHMAN YEAR

Tied for the team lead with 21 appearances and made five starts ... posted a 2-3 record and struck out 30 while issuing 10 walks in 42.1 innings ... made his first appearance as a Tiger vs. Presbyterian (Feb. 20) and pitched a scoreless frame with a strikeout in the win over the Blue Hose ... struck out two of the three batters he faced in a 1-2-3 inning vs. Alabama A&M (Feb. 24) ... made his first career start and pitched a season high 5.0 innings with a season high seven strikeouts at UAB (Mar. 9) ... retired the first 15 batters he faced against the Blazers ... made his first career SEC start vs. Kentucky (Mar. 27) ... started the finale at Arkansas and allowed two runs on two hits in 5.0 innings against the No. 1 Razorbacks (Apr. 3) ... pitched 3.1 scoreless innings and struck out three batters in the win over JSU (Apr. 21) ... pitched 2.2 innings and recorded his first career win vs. Florida (Apr. 25) ... struck out four batters in 3.1 innings vs. LSU (May 7) ... turned in back-to-back scoreless and hitless innings vs. Samford (May 12) and Texas A&M (May 14) ... pitched 3.2 innings and recorded his second win in the series-clinching win vs. Texas A&M (May 16) ... led the team with a 2.70 ERA in his final 10 appearances and 20 innings dating back to Apr. 21.

| GONZALEZ AT A GLANCE | |
|------------------------|-------------------------------------|
| CAREER RECORD | |
| at Plainsman Park..... | 7-3 |
| On Road/Neutral..... | 3-4 |
| vs. SEC..... | 6-6 |
| vs. SEC West..... | 3-4 |
| vs. SEC East..... | 3-2 |
| CAREER HIGHS | |
| Innings..... | 9.0, vs. Vanderbilt (4/10/22) |
| Hits..... | 9, two times |
| Runs..... | 9, vs. Mississippi State (4/11/21) |
| Earned Runs..... | 9, vs. Mississippi State (4/11/21) |
| Walks..... | 5, at Arkansas (4/3/21) |
| Strikeouts..... | 8, two times |
| Pitches..... | 110, at Mississippi State (4/16/22) |





JOSEPH GONZALEZ'S CAREER APPEARANCES

*Starter

2021 - FRESHMAN YEAR

| Date | Opp (Res.) | DEC | QS | IP | H | R | ER | BB | SO | HR | ERA | NP |
|------|-------------------------------|-----|----|-----|---|---|----|----|----|----|------|----|
| 2/20 | PRESBYTERIAN (W, 6-1) | - | - | 1.0 | 2 | 0 | 0 | 0 | 1 | 0 | 0.00 | 12 |
| 2/24 | ALABAMA A&M (W, 33-0) | - | - | 1.0 | 0 | 0 | 0 | 0 | 2 | 0 | 0.00 | 11 |
| 2/26 | vs. Oklahoma (L, 3-4) | - | - | 1.1 | 4 | 1 | 1 | 0 | 0 | 0 | 2.70 | 25 |
| 3/9 | *at UAB (W, 6-5) | - | - | 5.0 | 1 | 1 | 1 | 0 | 7 | 0 | 2.16 | 60 |
| 3/14 | LITTLE ROCK (L, 6-12) | - | - | 0.2 | 2 | 1 | 1 | 0 | 0 | 0 | 3.00 | 12 |
| 3/16 | at Lipscomb (W, 9-7) | - | - | 1.1 | 1 | 0 | 0 | 0 | 1 | 0 | 2.61 | 17 |
| 3/19 | at Ole Miss (L, 0-1) | L | - | 1.0 | 1 | 1 | 1 | 0 | 0 | 1 | 3.18 | 16 |
| 3/27 | *KENTUCKY (L, 4-6) | L | - | 4.0 | 8 | 5 | 5 | 2 | 4 | 0 | 5.28 | 71 |
| 4/3 | *at Arkansas (L, 5-6) | - | - | 5.0 | 2 | 2 | 2 | 5 | 1 | 0 | 4.87 | 86 |
| 4/11 | *MISSISSIPPI STATE (L, 10-19) | L | - | 0.2 | 7 | 9 | 9 | 1 | 0 | 0 | 8.57 | 44 |
| 4/17 | *at Alabama (L, 9-10) | - | - | 1.1 | 4 | 3 | 3 | 0 | 0 | 0 | 9.27 | 29 |
| 4/21 | JACKSONVILLE STATE (W, 8-7) | - | - | 3.1 | 3 | 0 | 0 | 0 | 3 | 0 | 8.06 | 55 |
| 4/25 | FLORIDA (W, 10-8) | W | - | 2.2 | 3 | 2 | 2 | 1 | 0 | 0 | 7.94 | 43 |
| 4/30 | at Georgia (W, 10-6) | - | - | 1.0 | 2 | 0 | 0 | 0 | 0 | 0 | 7.67 | 16 |
| 5/1 | at Georgia (W, 9-7) | - | - | 2.2 | 3 | 2 | 2 | 0 | 3 | 1 | 7.59 | 29 |
| 5/7 | LSU (L, 6-9) | - | - | 3.1 | 3 | 1 | 1 | 0 | 4 | 0 | 7.13 | 51 |
| 5/12 | at Samford (L, 1-6) | - | - | 1.0 | 0 | 0 | 0 | 1 | 1 | 0 | 6.94 | 11 |
| 5/14 | TEXAS A&M (W, 5-4) | - | - | 1.0 | 0 | 0 | 0 | 0 | 0 | 0 | 6.75 | 9 |
| 5/16 | TEXAS A&M (W, 8-5) | W | - | 3.2 | 3 | 2 | 1 | 0 | 3 | 0 | 6.37 | 40 |
| 5/22 | at Missouri (L, 6-7) | - | - | 1.0 | 2 | 0 | 0 | 0 | 0 | 0 | 6.21 | 14 |
| 5/25 | vs. Ole Miss (L, 4-7) | - | - | 0.1 | 0 | 0 | 0 | 0 | 0 | 0 | 6.17 | 3 |

2022 - SOPHOMORE YEAR

| Date | Opp (Res.) | DEC | QS | IP | H | R | ER | BB | SO | HR | ERA | NP |
|------|--------------------------------|-----|----|-----|---|---|----|----|----|----|------|-----|
| 2/19 | *vs. Texas Tech (W, 2-1) | W | - | 5.0 | 3 | 0 | 0 | 3 | 5 | 0 | 0.00 | 81 |
| 2/26 | *YALE (W, 4-3) | - | - | 3.0 | 7 | 3 | 3 | 0 | 2 | 0 | 3.38 | 47 |
| 3/5 | *RHODE ISLAND (W, 16-0) | W | X | 6.2 | 5 | 0 | 0 | 1 | 8 | 0 | 1.84 | 89 |
| 3/13 | *MIDDLE TENNESSEE (W, 10-7) | - | - | 1.0 | 0 | 0 | 0 | 1 | 0 | 0 | 1.72 | 12 |
| 3/29 | JACKSONVILLE STATE (L, 2-5) | - | - | 1.2 | 0 | 0 | 0 | 0 | 0 | 0 | 1.56 | 13 |
| 4/2 | *at LSU (W, 6-4) | W | X | 6.0 | 9 | 3 | 3 | 2 | 1 | 0 | 2.31 | 92 |
| 4/10 | *VANDERBILT (W, 8-2) | W | X | 9.0 | 8 | 2 | 1 | 0 | 8 | 0 | 1.95 | 104 |
| 4/16 | *at Mississippi State (W, 3-2) | W | X | 8.0 | 7 | 2 | 2 | 0 | 6 | 2 | 2.01 | 110 |
| 4/24 | *SOUTH CAROLINA (W, 2-0) | W | X | 7.0 | 7 | 0 | 0 | 0 | 4 | 0 | 1.71 | 89 |
| 5/1 | *at Tennessee (L, 3-5) | L | - | 7.1 | 7 | 5 | 5 | 1 | 2 | 2 | 2.30 | 91 |
| 5/8 | *ARKANSAS (L, 4-7) | L | - | 2.2 | 9 | 5 | 5 | 0 | 0 | 1 | 2.98 | 53 |
| 5/21 | *at Kentucky (L, 3-6) | - | - | 5.0 | 3 | 0 | 0 | 2 | 3 | 0 | 2.74 | 79 |
| 6/4 | *FLORIDA STATE (W, 21-7) | W | X | 6.0 | 4 | 3 | 3 | 4 | 3 | 0 | 2.90 | 96 |
| 6/12 | *at Oregon State (L, 3-4) | L | - | 5.0 | 7 | 3 | 2 | 0 | 5 | 2 | 2.95 | 77 |
| 6/18 | *vs. Ole Miss (L, 1-5) | L | - | 5.0 | 7 | 4 | 4 | 1 | 7 | 1 | 3.22 | 73 |

2023 - JUNIOR YEAR

| Date | Opp (Res.) | DEC | QS | IP | H | R | ER | BB | SO | HR | ERA | NP |
|------|------------------|-----|----|-----|---|---|----|----|----|----|------|----|
| 2/18 | INDIANA (W, 6-1) | W | - | 5.0 | 2 | 0 | 0 | 0 | 1 | 0 | 0.00 | 42 |

HIGH SCHOOL

Product of Leadership Christian Academy and the San Diego Padres Scout Team ... rated by Perfect Game as a top-500 prospect and the No. 12 player in his country, including the No. 4 right-hander ... member of the National roster in the 2019 Under Armour All-America Game played a Wrigley Field and pitched a scoreless inning of relief with a strikeout ... named a 2019 Perfect Game Preseason Honorable Mention All-American and a 2020 Perfect Game Preseason First Team All-Region.

PERSONAL

Son of Jose Gonzalez and Luz Silva ... has one brother, Jaycob ... enrolled in the College of Human Sciences ... pitched in the 2014 Little League World Series, representing the Caribbean Team in Williamsport, PA .. born Mar. 26, 2002.

ALL GAMES

| Year | ERA | W | L | App | GS | CG | SHO | CBO | SV | IP | H | R | ER | BB | SO | 2B | 3B | HR | BF | B/Avg | WP | HBP | BK | SFA | SHA |
|--------------|-------------|-----------|----------|-----------|-----------|----------|----------|----------|----------|--------------|------------|-----------|-----------|-----------|-----------|-----------|----------|-----------|------------|-------------|----------|-----------|----------|----------|----------|
| 2021 | 6.17 | 2 | 3 | 21 | 5 | 0 | 0 | 1 | 0 | 42.1 | 51 | 30 | 29 | 10 | 30 | 8 | 1 | 2 | 190 | .293 | 5 | 5 | 1 | 1 | 0 |
| 2022 | 3.22 | 7 | 4 | 15 | 14 | 1 | 0 | 2 | 0 | 78.1 | 83 | 30 | 28 | 15 | 54 | 12 | 1 | 8 | 327 | .276 | 3 | 5 | 1 | 3 | 3 |
| 2023 | 0.00 | 1 | 0 | 1 | 1 | 0 | 0 | 0 | 0 | 5.0 | 2 | 0 | 0 | 0 | 1 | 1 | 0 | 16 | .125 | 0 | 0 | 0 | 0 | 0 | |
| TOTAL | 4.08 | 10 | 7 | 37 | 20 | 1 | 0 | 3 | 0 | 125.2 | 136 | 60 | 57 | 25 | 85 | 21 | 2 | 10 | 533 | .277 | 8 | 10 | 2 | 4 | 3 |

SEC GAMES ONLY

| Year | ERA | W | L | App | GS | CG | SHO | CBO | SV | IP | H | R | ER | BB | SO | 2B | 3B | HR | BF | B/Avg | WP | HBP | BK | SFA | SHA |
|--------------|-------------|----------|----------|-----------|-----------|----------|----------|----------|----------|-------------|-----------|-----------|-----------|-----------|-----------|-----------|----------|----------|------------|-------------|----------|----------|----------|----------|----------|
| 2021 | 8.56 | 2 | 3 | 12 | 4 | 0 | 0 | 0 | 0 | 27.1 | 38 | 27 | 26 | 9 | 15 | 6 | 1 | 2 | 130 | .330 | 5 | 5 | 0 | 1 | 0 |
| 2022 | 3.20 | 4 | 2 | 7 | 7 | 1 | 0 | 1 | 0 | 45.0 | 50 | 17 | 16 | 5 | 24 | 8 | 0 | 5 | 190 | .275 | 2 | 1 | 1 | 2 | 0 |
| TOTAL | 5.23 | 6 | 5 | 19 | 11 | 1 | 0 | 1 | 0 | 72.1 | 88 | 44 | 42 | 14 | 39 | 14 | 1 | 7 | 320 | .296 | 7 | 6 | 1 | 3 | 0 |





CADEN GREEN



POSITION
Infielder

CLASS
Senior

BATS / THROWS
R/R

HEIGHT - WEIGHT
6-0 - 170

EXPERIENCE
TR-1L

HOMETOWN
Tulsa, Okla.

PREVIOUS SCHOOL
Seminole State (OK)

2023 - JUNIOR YEAR

Played in 51 games and made 48 starts in his first season on the Plains ... entered the season as the No. 37 ranked impact JUCO transfer by D1 Baseball ... turned in a .211/.331/.279 slash line ... collected 31 hits with four doubles and two homers ... scored 23 runs and drove in 21 ... started in 28 of 30 SEC games and hit .210 ... both of his homers and 16 of his 21 RBI came in league play ... went 1-for-3 with a run and RBI in his Auburn debut in the season opener vs. Indiana (Feb. 17) ... collected his first of seven multi-hit games vs. USC (Feb. 26) ... went 4-for-9 with two runs and two RBI in the series vs. Georgia (Mar. 23-25) ... hit his first homer in the series opener against the Bulldogs (Mar. 23) ... hit a two-run homer in the series finale at Florida (Apr. 2) ... reached base four times — one hit, two walks, one HBP — vs. UAB (Apr. 4) ... hit a two-RBI single in the 7th inning of the team's series-opening win at Alabama (Apr. 14) ... went 2-for-4 in the finale vs. the Crimson Tide (Apr. 16) ... went 2-for-2 and drove in a season-high three runs in the series opener at Ole Miss (May 12) ... reached base in his first seven plate appearances and ultimately went 5-for-11 in the series ... turned in a .984 fielding percentage, committing just three errors in 183 chances ... named to the 2022-23 First-Year SEC Academic Honor Roll.

CAREER HIGHS

At Bats:6, vs. Georgia Tech (3/14/23)
Runs:2, three times
Hits:2, five times
RBI:2, two times
Doubles:1, four times
Triples:None
HR:1, two times
Hit Streak:4 (2023)
Reach Base:11 (2023)

MULTI-HIT GAMES

| Year | 2 | 3 | 4 | 5+ | Total |
|---------------|----------|-----------|-----------|-----------|----------|
| 2023 | 5 | - | - | - | 5 |
| Totals | 5 | -- | -- | -- | 5 |

MULTI-RBI GAMES

| Year | 2 | 3 | 4 | 5+ | Total |
|---------------|----------|-----------|-----------|-----------|----------|
| 2023 | 2 | - | - | - | 2 |
| Totals | 2 | -- | -- | -- | 2 |

2022 - SOPHOMORE YEAR AT SEMINOLE STATE

Led the team and ranked 26th in NJCAA with a .425 average in 48 games ... ranked second on the team with a .524 on-base percentage ... ranked 24th in NJCAA with 22 doubles ... added a pair of triples and 13 home runs, good for a .785 slugging percentage ... drove in 49 runs and scored 66 ... stole 12 of 16 bases ... turned in a .951 fielding percentage and helped turn 27 double plays ... collected multiple hits in 27 games, including a five-hit game against Western Oklahoma State (Mar. 29) ... finished the season on a 16-game hitting streak ... reached base in 29 straight games to end the year ... named NJCAA Division 1 Third Team All-America by the JBB and NJCAA Region 2 First Team All-Region.

2021 - FRESHMAN YEAR AT SEMINOLE STATE

Led the team and ranked ninth in NJCAA with a .448 average in 39 games ... reached base at a .500 clip and slugged .824, good for the 22nd best mark in NJCAA ... tallied 16 doubles, two triples and nine homers ... drove in 44 runs and scored 38 ... turned in a .989 fielding percentage, committing just one error in 91 chances ... went 3-for-4 with two doubles, a homer and five RBI in his first career game (Jan. 31) ... went 16-for-25 in five games from Apr. 8-17 ... collected multiple hits on 18 occasions.

HIGH SCHOOL

Attended Berryhill High School (OK) ... named conference MVP in baseball ... earned First Team All-Conference honors in baseball and basketball ... member of the National Honor Society.

PERSONAL


Son of Sheldon and Kelly Green ... has one sibling, Kinley ... played for the Savannah Bananas Summer League Team in 2022 ... born in Tulsa, Oklahoma, on July 15, 2002.

ALL GAMES

| Year | Avg | GP | GS | AB | R | H | 2B | 3B | HR | RBI | TB | SLG% | BB | HBP | SO | GDP | OB% | SF | SH | SB | ATT | PO | A | E | FLD% |
|------|------|----|----|-----|----|----|----|----|----|-----|----|------|----|-----|----|-----|------|----|----|----|-----|----|-----|---|------|
| 2023 | .211 | 51 | 48 | 147 | 23 | 31 | 4 | 0 | 2 | 21 | 41 | .279 | 21 | 7 | 37 | 4 | .331 | 3 | 5 | 2 | 3 | 76 | 104 | 3 | .984 |

SEC GAMES ONLY

| Year | Avg | GP | GS | AB | R | H | 2B | 3B | HR | RBI | TB | SLG% | BB | HBP | SO | GDP | OB% | SF | SH | SB | ATT | PO | A | E | FLD% |
|------|------|----|----|----|----|----|----|----|----|-----|----|------|----|-----|----|-----|------|----|----|----|-----|----|----|---|------|
| 2023 | .210 | 28 | 28 | 81 | 10 | 17 | 1 | 0 | 2 | 16 | 24 | .296 | 11 | 3 | 22 | 2 | .320 | 2 | 4 | 1 | 1 | 48 | 52 | 1 | .990 |



CHRISTIAN HALL



POSITION
Infielder

CLASS
Graduate

BATS / THROWS
L/L

HEIGHT - WEIGHT
6-2 - 254

EXPERIENCE
TR-4Y

HOMETOWN
Calera, Ala.

PREVIOUS SCHOOL
UAB

2023 – SENIOR YEAR AT UAB

Hit .258 in 53 games and starts ... led the team in home runs (8), RBI (34), total bases (84) and slugging (.433) while ranking second in doubles (10) and on-base percentage (.380) ... went 3-for-5 with a homer and four RBI at South Alabama (Feb. 19) ... went 2-for-3 with a walk in back-to-back games vs. Notre Dame (Mar. 4-5) ... hit .438 with four RBI over a five-game hitting streak from Mar. 14-24 ... matched a season-high with three hits, including a home run, vs. Louisiana Tech (May 7) ... homered twice and drove in a career-high five runs in his final game vs. Florida Atlantic (May 20).

2022 – JUNIOR YEAR AT UAB

Earned Second Team All-CUSA honors after leading the team with a .370/.443/.614 slash line – good for a 1.057 OPS ... collected 70 hits, including nine doubles and 11 homers, and drove in 48 runs ... collected six hits and drove in six runs the first four games of the season ... homered and drove in three runs vs. Alabama A&M (Mar. 4), starting a four-game span with six hits and seven RBI ... went 6-for-11 and reached base nine times in three games at Rice (Mar. 18-20) ... collected three hits and homered twice vs. Auburn (Apr. 5) ... went on a 14-game hitting streak from Mar. 26-Apr. 15 ... drove in 11 runs in four games from May 14-19, including a pair of four-RBI performances ... homered in three straight games from May 20-25.

CAREER HIGHS

| | |
|-------------|--------------------------------|
| At Bats: | 5, 10 times |
| Runs: | 5, at Grambling (3/27/21) |
| Hits: | 5, at Grambling (3/27/21) |
| RBI: | 8, at Arkansas State (2/27/21) |
| Doubles: | 2, two times |
| Triples: | 1, two times |
| HR: | 2, three times |
| Hit Streak: | 14 (2022) |
| Reach Base: | 32 (2022) |

MULTI-HIT GAMES

| Year | 2 | 3 | 4 | 5+ | Total |
|---------------|-----------|----------|-----------|----------|-----------|
| 2020 | 7 | 1 | - | - | 8 |
| 2021 | 5 | 2 | - | 1 | 8 |
| 2022 | 14 | 4 | - | - | 18 |
| 2023 | 11 | 2 | - | - | 13 |
| Totals | 37 | 9 | -- | 1 | 47 |

MULTI-RBI GAMES

| Year | 2 | 3 | 4 | 5+ | Total |
|---------------|-----------|----------|----------|----------|-----------|
| 2020 | - | - | - | - | - |
| 2021 | 3 | - | 1 | 2 | 6 |
| 2022 | 10 | 3 | 2 | - | 15 |
| 2023 | 3 | - | 1 | 1 | 5 |
| Totals | 16 | 3 | 4 | 3 | 26 |





2021 – SOPHOMORE YEAR AT UT-MARTIN

Started in all 47 of his games played ... ranked first on the team in runs scored (32) and walks (29) ... hit .271 with nine doubles, nine home runs and 37 RBI ... tied the school record with eight RBI in game one of the doubleheader at Arkansas State (Feb. 27) ... became just the third player in UT-Martin's Division I Era (since 1993) to go 5-for-5 against a Division I opponent when he accomplished the feat at Grambling State (Mar. 27) ... four of his five hits were for extra bases – two doubles, two homers ... also scored five runs and drove in five runs in the game ... collected eight multi-hit games and six multi-RBI performances ... had four different hitting streaks of at least five games, including a seven-game spurt from Apr. 27-May 8 ... hit safely in 10 of his first 11 games of the season ... was named to the Athletic Director's Honor Roll.

2020 – FRESHMAN YEAR AT UT-MARTIN

Named a Collegiate Baseball Freshman All-American while also being spotlighted by D1 Baseball with the OVC's "Best Freshman" award ... started all 15 of his games at designated hitter during the abbreviated season ... led all OVC freshmen with a .368 batting average ... ranked third in the OVC in walks (12), fifth in sac flies (two) and eighth in on-base percentage (.465) ... led the team with 21 hits, 13 runs and eight multi-hit performances ... totaled a pair of doubles, two home runs and nine RBI ... collected a season-best three hits vs. Saint Louis (Feb. 16) ... hit .400 (10-for-25) with runners on base and .462 (6-of-13) with two outs ... named to the Athletic Director's Honor Roll and OVC Commissioner's Honor Roll.

HIGH SCHOOL

Attended Calera High School (AL) ... ranked the No. 17 player in Alabama, including the No. 2 outfielder ... three-time all-county selection under head coach Seth Gandy ... one of only three Alabama outfielders to be named a "Player to Watch" by Collegiate Baseball Newspaper heading into his senior campaign ... hit .377 with 15 extra-base hits and 25 RBI while also tallying 57 strikeouts in 61 innings on the mound as a junior ... 2018 Perfect Game Preseason Underclassman Third Team All-American.

PERSONAL

Son of Crystal and Ken Hall ... has one sibling, Kenley ... born in Calera, Alabama, on Feb. 27, 2001 ... graduated from UAB in spring 2023.



ALL GAMES

| Year | Avg | GP | GS | AB | R | H | 2B | 3B | HR | RBI | TB | SLG% | BB | HBP | SO | GDP | OB% | SF | SH | SB | ATT | PO | A | E | FLD% |
|--------------|-------------|------------|------------|------------|------------|------------|-----------|----------|-----------|------------|------------|-------------|------------|----------|------------|----------|-------------|-----------|----------|----------|----------|------------|-----------|----------|-------------|
| 2020 (UTM) | .368 | 15 | 15 | 57 | 13 | 21 | 2 | 0 | 2 | 9 | 29 | .509 | 12 | 0 | 17 | 0 | .465 | 2 | 0 | 0 | 0 | 0 | 0 | 0 | .000 |
| 2021 (UTM) | .271 | 47 | 47 | 170 | 32 | 46 | 9 | 0 | 9 | 37 | 82 | .482 | 29 | 2 | 57 | 2 | .376 | 4 | 0 | 1 | 1 | 3 | 0 | 1 | .750 |
| 2022 (UAB) | .370 | 53 | 50 | 189 | 38 | 70 | 9 | 2 | 11 | 48 | 116 | .614 | 26 | 1 | 37 | 2 | .443 | 3 | 0 | 0 | 0 | 0 | 0 | 0 | .000 |
| 2023 (UAB) | .258 | 53 | 53 | 194 | 21 | 50 | 10 | 0 | 8 | 34 | 84 | .433 | 38 | 1 | 54 | 1 | .380 | 1 | 0 | 0 | 0 | 226 | 18 | 4 | .984 |
| TOTAL | .307 | 168 | 165 | 610 | 104 | 187 | 30 | 2 | 30 | 128 | 311 | .510 | 105 | 4 | 165 | 5 | .406 | 10 | 0 | 1 | 1 | 229 | 18 | 5 | .974 |



CHRISTIAN HERBERHOLZ

29

2023 – REDSHIRT JUNIOR YEAR

Went 1-3 with a 4.18 ERA, good for second on the team among qualifying pitchers ... made 17 appearances and eight starts ... struck out 41 batters in 47.1 innings ... led the team and ranked third in the SEC with a 2.30 ERA in league play ... logged 31.1 innings in 10 appearances and five starts in conference play ... made his Auburn debut in relief Opening Weekend vs. Indiana (Feb. 19) ... made his first start and struck out four in 4.0 innings vs. USC (Feb. 25) ... pitched 2.0 scoreless innings of relief with three strikeouts in his SEC debut at Arkansas (Mar. 18) ... logged 2.0 scoreless with three more strikeouts at Florida (Apr. 1) ... turned in 2.0 scoreless in his final relief appearance at Georgia Tech (Apr. 11) ... went 1-1 with a 1.80 ERA in his last five starts of the season ... pitched a season high 5.0 scoreless innings vs. Miss. State (Apr. 22) ... struck out a season high six batters in 4.0 innings at South Carolina (Apr. 29) ... earned his first win in the decisive game three vs. LSU (May 7), allowing one earned run and matching a season high with 5.0 innings pitched ... left his start at Ole Miss (May 13) after 2.0 innings due to forearm discomfort and didn't pitch the rest of the season ... after holding a 9.26 ERA through five appearances and three starts, turned in a team-best 2.52 ERA in his last 12 appearances and five starts of the season ... named to the 2022-23 First-Year SEC Academic Honor Roll.

POSITION
Right-handed pitcher

CLASS
Redshirt Senior

BATS / THROWS
R/R

HEIGHT - WEIGHT
5-11 - 195

EXPERIENCE
TR-1L

HOMETOWN
Scottsboro, Ala.

PREVIOUS SCHOOL
Southern Union

HERBERHOLZ AT A GLANCE

CAREER RECORD

| | |
|------------------------|-----|
| at Plainsman Park..... | 1-1 |
| On Road/Neutral..... | 0-2 |
| vs. SEC..... | 1-1 |
| vs. SEC West..... | 1-1 |
| vs. SEC East..... | 0-0 |

CAREER HIGHS

| | |
|------------------|---------------------------------|
| Innings..... | 5.0, two times |
| Hits..... | 6, two times |
| Runs..... | 6, at N.C. State (2/23/20) |
| Earned Runs..... | 6, at N.C. State (2/23/20) |
| Walks..... | 4, two times |
| Strikeouts..... | 6, at South Carolina (4/29/23) |
| Pitches..... | 92, at South Carolina (4/29/23) |





CHRISTIAN HERBERHOLZ'S CAREER APPEARANCES

*-Starter

2020 - FRESHMAN YEAR AT TENNESSEE TECH

| Date | Opp (Res.) | DEC | QS | IP | H | R | ER | BB | SO | HR | ERA | NP |
|------|---------------------------|-----|----|-----|---|---|----|----|----|----|-------|----|
| 2/16 | *EVANSVILLE (W, 11-10) | - | - | 4.0 | 4 | 2 | 2 | 1 | 4 | 0 | 4.50 | 78 |
| 2/23 | *at N.C. State (L, 1-15) | L | - | 2.2 | 5 | 6 | 6 | 3 | 2 | 0 | 10.80 | 64 |
| 2/29 | *BRADLEY (L, 6-11) | L | - | 2.0 | 1 | 5 | 3 | 4 | 1 | 1 | 11.42 | 60 |
| 3/3 | at Georgia Tech (L, 2-11) | L | - | 1.0 | 3 | 2 | 2 | 1 | 1 | 1 | 12.10 | 22 |
| 3/7 | *at SIUE (L, 2-5) | L | - | 5.0 | 4 | 4 | 4 | 1 | 5 | 1 | 10.43 | 74 |

2021 - SOPHOMORE YEAR AT TENNESSEE TECH

| Date | Opp (Res.) | DEC | QS | IP | H | R | ER | BB | SO | HR | ERA | NP |
|------|-------------------------|-----|----|-----|---|---|----|----|----|----|-------|----|
| 2/20 | *ALABAMA STATE (W, 5-3) | - | - | 0.2 | 0 | 1 | 1 | 1 | 1 | 0 | 13.50 | 14 |

2023 - REDSHIRT JUNIOR YEAR

| Date | Opp (Res.) | DEC | QS | IP | H | R | ER | BB | SO | HR | ERA | NP |
|------|--------------------------------|-----|----|-----|---|---|----|----|----|----|-------|----|
| 2/19 | INDIANA (L, 2-11) | - | - | 1.1 | 3 | 3 | 3 | 1 | 2 | 0 | 20.25 | 39 |
| 2/25 | *USC (W, 12-6) | - | - | 4.0 | 5 | 3 | 2 | 1 | 4 | 1 | 8.44 | 68 |
| 3/4 | *LIPSCOMB (W, 12-11) | - | - | 3.0 | 6 | 4 | 4 | 1 | 2 | 2 | 9.72 | 60 |
| 3/8 | at Jacksonville State (W, 6-3) | - | - | 0.1 | 1 | 1 | 0 | 0 | 1 | 0 | 9.35 | - |
| 3/11 | *SOUTHEASTERN (L, 7-8) | L | - | 3.0 | 6 | 3 | 3 | 1 | 3 | 0 | 9.26 | 65 |
| 3/18 | at Arkansas (L, 3-9) | - | - | 2.0 | 0 | 0 | 0 | 0 | 3 | 0 | 7.90 | 25 |
| 3/23 | GEORGIA (W, 7-6) | - | - | 3.0 | 2 | 1 | 1 | 0 | 0 | 0 | 7.02 | 25 |
| 3/25 | GEORGIA (L, 7-24) | - | - | 2.0 | 2 | 2 | 1 | 1 | 2 | 0 | 6.75 | 25 |
| 4/1 | at Florida (L, 5-12) | - | - | 2.0 | 5 | 0 | 0 | 1 | 3 | 0 | 6.10 | 33 |
| 4/4 | at UAB (L, 5-6) | L | - | 2.1 | 4 | 2 | 2 | 2 | 1 | 0 | 6.26 | 32 |
| 4/7 | TEXAS A&M (W 10-9) | - | - | 2.1 | 2 | 2 | 2 | 3 | 1 | 1 | 6.39 | 47 |
| 4/11 | at Georgia Tech (L, 8-12) | - | - | 2.0 | 0 | 0 | 0 | 1 | 1 | 0 | 5.93 | 32 |
| 4/16 | *at Alabama (L, 1-6) | L | - | 4.0 | 3 | 2 | 2 | 3 | 4 | 0 | 5.74 | 55 |
| 4/22 | *MISSISSIPPI STATE (L, 10-11) | - | - | 5.0 | 3 | 0 | 0 | 1 | 4 | 0 | 4.95 | 78 |
| 4/29 | *at South Carolina (W, 9-5) | - | - | 4.0 | 3 | 1 | 1 | 4 | 6 | 0 | 4.69 | 92 |
| 5/7 | *LSU (W, 12-2) | W | - | 5.0 | 5 | 2 | 1 | 2 | 4 | 1 | 4.37 | 90 |
| 5/13 | *at Ole Miss (W, 13-5) | - | - | 2.0 | 1 | 0 | 0 | 0 | 0 | 0 | 4.18 | 20 |

2022 – REDSHIRT SOPHOMORE YEAR AT SOUTHERN UNION

Went 4-0 with a 2.40 ERA in 10 appearances and seven starts ... pitched two complete games ... struck out 55 batters and issued 11 walks in 56.1 innings ... his strikeout and inning totals were second most on the team ... struck out 13 batters and allowed only one hit in 7.0 scoreless innings against Marion Military (Mar. 17) ... didn't allow an earned run in 7.0 innings against Lawson State (Apr. 7) ... pitched a career-high 7.2 innings at Beville State (Apr. 15).

2021 – SOPHOMORE YEAR AT TENNESSEE TECH

Earned the start in the second game of the year but pitched just 0.2 innings before missing the rest of the season.

2020 – FRESHMAN YEAR AT TENNESSEE TECH

Made five appearances and four starts ... struck out 13 batters in 14.2 innings pitched ... was third on the team in innings during the shortened season.

HIGH SCHOOL

Attended Scottsboro High School (AL) ... went 10-1 with three saves and 112 strikeouts to just 22 walks in 82.0 innings in his career ... led the team with a 6-0 record and 0.68 ERA as a senior, totaling more than 50 strikeouts in 30 innings of work.

PERSONAL


Son of Larry and Dede Herberholz ... born Oct. 5, 2000.

ALL GAMES

| Year | ERA | W | L | App | GS | CG | SHO | CBO | SV | IP | H | R | ER | BB | SO | 2B | 3B | HR | BF | B/Avg | WP | HBP | BK | SFA | SHA |
|--------------|-------------|----------|----------|-----------|-----------|----------|----------|----------|----------|-------------|-----------|-----------|-----------|-----------|-----------|------------|----------|----------|------------|-------------|----------|----------|----------|----------|----------|
| 2020 (TTU) | 10.43 | 0 | 4 | 5 | 4 | 0 | 0 | 0 | 0 | 14.2 | 17 | 19 | 17 | 10 | 13 | 4 | 1 | 3 | 59 | .288 | 1 | 5 | 0 | 2 | 1 |
| 2021 (TTU) | 13.50 | 0 | 0 | 1 | 1 | 0 | 0 | 0 | 0 | 0.2 | 0 | 1 | 1 | 1 | 1 | 0 | 0 | 3 | .000 | 0 | 0 | 0 | 0 | 0 | |
| 2023 | 4.18 | 1 | 3 | 17 | 8 | 0 | 0 | 0 | 0 | 47.1 | 51 | 26 | 22 | 22 | 41 | 15 | 0 | 5 | 209 | .283 | 4 | 2 | 0 | 2 | 3 |
| TOTAL | 5.74 | 1 | 7 | 23 | 13 | 0 | 0 | 0 | 0 | 62.2 | 68 | 46 | 40 | 33 | 55 | 191 | 1 | 8 | 271 | .284 | 5 | 7 | 0 | 4 | 4 |

SEC GAMES ONLY

| Year | ERA | W | L | App | GS | CG | SHO | CBO | SV | IP | H | R | ER | BB | SO | 2B | 3B | HR | BF | B/Avg | WP | HBP | BK | SFA | SHA |
|------|------|---|---|-----|----|----|-----|-----|----|------|----|----|----|----|----|----|----|----|-----|-------|----|-----|----|-----|-----|
| 2023 | 2.30 | 1 | 1 | 10 | 5 | 0 | 0 | 0 | 0 | 31.1 | 26 | 10 | 8 | 15 | 27 | 7 | 0 | 2 | 130 | .234 | 0 | 2 | 0 | 0 | 2 |



JAVON HERNANDEZ



POSITION
Infielder

CLASS
Senior

BATS / THROWS
R/R

HEIGHT - WEIGHT
5-7 - 171

EXPERIENCE
TR-4Y

HOMETOWN
Danbury, Conn.

PREVIOUS SCHOOL
Jacksonville State

2023 – JUNIOR SEASON AT JACKSONVILLE STATE

Named Second Team All-ASUN ... led the league with a .397 average and tied for the league lead in hits (89) ... started all 56 games he played, scoring 59 runs while collecting 11 doubles, three triples, seven homers and 49 RBI ... struck out only 29 times in 224 at-bats ... walked 33 times and reached base at a .479 clip ... was 11-for-12 in stolen bases ... hit .500 (61-for-122) and drove in 30 runs in 30 league games ... led the league in average, on-base percentage (.569) and hits in ASUN play ... collected multiple hits in 25 games, including 16 games with three or more hits ... hit his first homer and drove in a season-high four runs vs. Southern Illinois (Feb. 24) ... went 14-for-19 during a four-game span from Mar. 11-18 en route to earning ASUN Player of the Week honors ... went 8-for-13 with eight runs and five RBI in the series at Bellarmine (Mar. 25-26) ... homered twice and drove in eight runs in three games at North Florida (Apr. 6-8) ... collected multiple hits 12 times in 16 games from Mar. 11-Apr. 8 ... went 9-for-10 in the final two games of the series vs. Jacksonville (Apr. 15-16), collected a season-high five hits in the middle game and four hits in the finale ... homered three times and drove in 10 runs in a span of seven games from May 13-25 ... matched a season high with four RBI vs. Eastern Kentucky in the ASUN Tournament (May 25).

CAREER HIGHS

At Bats:6, vs. Bradley (3/3/23)
 Runs:4, at Bellarmine (3/25/23)
 Hits:5, vs. Jacksonville (4/15/23)
 RBI:4, two times
 Doubles:2, at Liberty (5/5/23)
 Triples:1, three times
 HR:1, seven times
 Hit Streak:11 (2023)
 Reach Base:18 (2023)

MULTI-HIT GAMES

| Year | 2 | 3 | 4 | 5+ | Total |
|---------------|----------|-----------|----------|----------|-----------|
| 2023 | 9 | 11 | 4 | 1 | 25 |
| Totals | 9 | 11 | 4 | 1 | 25 |

MULTI-RBI GAMES

| Year | 2 | 3 | 4 | 5+ | Total |
|---------------|----------|----------|----------|-----------|-----------|
| 2023 | 9 | 3 | 2 | - | 14 |
| Totals | 9 | 3 | 2 | -- | 14 |

2022 – SOPHOMORE SEASON AT UCONN AVERY POINT

Led the team with a .462 average and .538 on-base percentage in 22 games ... scored 29 runs and collected 36 hits, including eight doubles, four triples and two homers, while driving in 35 runs ... stole eight bases ... drew 13 walks and struck out eight times ... went 7-for-16 with six RBI in the first four games of the season ... missed time from Mar. 14-Apr. 12 with an injury ... homered and

drove in five runs in his first game back (Apr. 13) ... went 5-for-6 with a career-high eight RBI and hit for the cycle vs. Monroe CC (May 8) ... collected 14 hits and drove in 17 runs in four games from May 6-14.

2021 – FRESHMAN SEASON AT UCONN AVERY POINT

Hit .373 in 16 games during the shortened NJCAA season ... led the team in runs (18), hits (19) and triples (three) and ranked second in RBI (11) ... drew 12 walks and struck out only four times ... reached base at a .522 clip ... tied for the team lead with eight stolen bases ... collected multiple hits in three of his first four games and in six games on the season.

HIGH SCHOOL

Attended Danbury High School (CT) ... two-time First Team All-Fairfield County Interscholastic Athletic Conference honoree ... GameTimeCT First Team All-State ... holds the Danbury school record with 112 hits ... also played basketball ... two-time All-FCIAC honoree on the hardwood – third teamer in 2017-18 and first teamer in 2018-19.

PERSONAL

Son of Ebony Spruill and Andre Hernandez ... has two siblings, Davonna Spruill and Jazmyn Torres ... born in Danbury, Connecticut, on May 9, 2001.

ALL GAMES

| Year | Avg | GP | GS | AB | R | H | 2B | 3B | HR | RBI | TB | SLG% | BB | HBP | SO | GDP | OB% | SF | SH | SB | ATT | PO | A | E | FLD% |
|------------|------|----|----|-----|----|----|----|----|----|-----|-----|------|----|-----|----|-----|------|----|----|----|-----|----|-----|---|------|
| 2023 (ISU) | .397 | 56 | 56 | 224 | 59 | 89 | 11 | 3 | 7 | 49 | 127 | .567 | 33 | 5 | 29 | 5 | .479 | 3 | 1 | 11 | 12 | 74 | 138 | 7 | .968 |





IKE IRISH

18

POSITION
Catcher

CLASS
Sophomore

BATS / THROWS
L/R

HEIGHT - WEIGHT
6-2 - 203

EXPERIENCE
1L

HOMETOWN
Hudsonville, Mich.

HIGH SCHOOL
St. Mary's Prep

2023 - FRESHMAN YEAR

Earned Freshman All-America honors from Collegiate Baseball, D1 Baseball (second team), NCBWA (second team) and Perfect Game/Rawlings (first team) ... also named to the SEC All-Freshman Team ... was one of two players to play and start in all 58 games ... led the team in average (.361), hits (86) and doubles (24) and ranked top 10 in the SEC in each category ... his 24 doubles set an Auburn freshman record, were the most among freshmen nationally and were tied for the sixth most in program history, including the most since 2005 ... his 86 hits were fourth among freshmen nationally ... ranked second on the team in RBI (50) and total bases (130) and third in runs (48) and on-base percentage (.429) ... five of his six home runs came in SEC play ... led the team with 28 multi-hit games and tied for second with 14 multi-RBI efforts ... started his Auburn career with 13 multi-hit performances in his first 17 games, good for a .465 clip entering SEC play ... went 3-for-5 with a double and RBI in his collegiate debut vs. Indiana (Feb. 17) ... collected multiple hits in six straight games from Feb. 19-Mar. 1, including a season-high four hits in the series finale vs. Southern Cal (Feb. 26) ... earned SEC Freshman of the Week honors after each of the first two weekends of the season ... went 3-for-4 with three runs, two doubles and three RBI, including a walk-off single in the ninth, vs. Lipscomb (Mar. 4) ... finished the Southeastern series (Mar. 10-11) 6-for-13 with four doubles and five RBI ... recorded multiple hits in five straight games from Mar. 8-14 and drove in multiple runs three times during the span ... went 2-for-5 with a double and RBI in the SEC home opener vs. Georgia (Mar. 23) ... hit his first career home run the following day (Mar. 24) ... went 4-for-5 with a homer and drove in a season-high five runs vs. North Alabama (Mar. 28) ... homered for the second straight day and third time in four games and drove in four runs in the series opener at Florida (Mar. 31) ... went 6-for-13 with five runs, two homers and five RBI in sweep at Ole Miss (May 12-13) ... homered

for the third straight game in the series opener vs. Missouri (May 19) ... went 3-for-5 with two doubles and two RBI in the series finale against the Tigers (May 20) ... earned his third SEC Freshman of the Week honors on May 22 ... doubled twice for the second straight game in the SEC Tournament opener vs. Missouri (May 23) ... went 2-for-5 in the regional opener vs. Penn (June 2) ... was named to the Auburn Regional All-Tournament Team ... named to the 2022-23 First-Year SEC Academic Honor Roll.

HIGH SCHOOL

Attended St. Mary's Prep and helped lead the program to a 44-0 record and Collegiate Baseball, MaxPreps and Perfect Game National Championship ... named 2022 MaxPreps and Collegiate Baseball First Team All-American ... rated by Perfect Game as the No. 39 player in the class, including the No. 3 catcher ... rated as the No. 2 player and top-ranked catcher in Michigan ... was the 13th-highest rated player in the class to make it to campus ... hit .364 in parts of six years on the Perfect Game circuit ... competed in the 2021 Perfect Game All-American Classic and 2021 USA Baseball PDP League ... named to the 2020 Perfect Game Junior National Showcase and 2021 National Showcase Top Prospect Teams ... was the No. 121 overall prospect for the 2022 MLB Draft according to MLB.com ... also tabbed the No. 128 overall prospect by Perfect Game and No. 173 overall prospect by Baseball America.

PERSONAL

Son of Jeff and Kelly Irish ... has two sisters, Sydney and Addison ... his father played in the Blue Jays organization ... born in Grand Rapids, Michigan, on Nov. 26, 2003.

| CAREER HIGHS | |
|--------------|--------------------------------|
| At Bats: | 6, vs. Georgia Tech (3/14/23) |
| Runs: | 3, three times |
| Hits: | 4, two times |
| RBI: | 5, vs. North Alabama (3/28/23) |
| Doubles: | 2, four times |
| Triples: | 1, vs. USC (2/26/23) |
| HR: | 1, six times |
| Hit Streak: | 10 (2023) |
| Reach Base: | 24 (2023; current) |

| MULTI-HIT GAMES | | | | | |
|-----------------|-----------|----------|----------|-----------|-----------|
| Year | 2 | 3 | 4 | 5+ | Total |
| 2023 | 18 | 8 | 2 | -- | 28 |
| Totals | 18 | 8 | 2 | -- | 28 |

| MULTI-RBI GAMES | | | | | |
|-----------------|----------|----------|----------|----------|-----------|
| Year | 2 | 3 | 4 | 5+ | Total |
| 2023 | 9 | 3 | 1 | 1 | 14 |
| Totals | 9 | 3 | 1 | 1 | 14 |

| ALL GAMES | | | | | | | | | | | | | | | | | | | | | | | | | |
|-----------|------|----|----|-----|----|----|----|----|----|-----|-----|------|----|-----|----|-----|------|----|----|----|-----|-----|---|---|------|
| Year | Avg | GP | GS | AB | R | H | 2B | 3B | HR | RBI | TB | SLG% | BB | HBP | SO | GDP | OB% | SF | SH | SB | ATT | PO | A | E | FLD% |
| 2023 | .361 | 58 | 58 | 238 | 48 | 86 | 24 | 1 | 6 | 50 | 130 | .546 | 26 | 5 | 45 | 7 | .429 | 4 | 0 | 3 | 3 | 100 | 3 | 3 | .972 |

| SEC GAMES ONLY | | | | | | | | | | | | | | | | | | | | | | | | | |
|----------------|------|----|----|-----|----|----|----|----|----|-----|----|------|----|-----|----|-----|------|----|----|----|-----|----|---|---|------|
| Year | Avg | GP | GS | AB | R | H | 2B | 3B | HR | RBI | TB | SLG% | BB | HBP | SO | GDP | OB% | SF | SH | SB | ATT | PO | A | E | FLD% |
| 2023 | .275 | 30 | 30 | 120 | 23 | 33 | 7 | 0 | 5 | 24 | 55 | .458 | 12 | 4 | 25 | 3 | .353 | 3 | 0 | 1 | 1 | 60 | 1 | 3 | .953 |



CAMERON KESHOCK

47

KESHOCK AT A GLANCE

CAREER RECORD

| | |
|------------------------|-----|
| at Plainsman Park..... | 0-0 |
| On Road/Neutral..... | 0-0 |
| vs. SEC..... | 0-0 |
| vs. SEC West..... | 0-0 |
| vs. SEC East..... | 0-0 |

CAREER HIGHS

| | |
|------------------|----------------------------------|
| Innings..... | 1.1, at South Carolina (4/30/23) |
| Hits..... | 4, vs. Georgia (3/25/23) |
| Runs..... | 7, vs. Georgia (3/25/23) |
| Earned Runs..... | 7, vs. Georgia (3/25/23) |
| Walks..... | 1, two times |
| Strikeouts..... | 1, three times |
| Pitches..... | 19, at South Carolina (4/30/23) |

POSITION
Right-handed pitcher

CLASS
Sophomore

BATS / THROWS
R/R

HEIGHT - WEIGHT
6-5 - 224

EXPERIENCE
1L

HOMETOWN
Spanish Fort, Ala.

HIGH SCHOOL
Spanish Fort

2023 - FRESHMAN YEAR

Logged 3.0 innings across five appearances as a freshman ... struck out three batters ... made his Auburn debut vs. Florida A&M (Mar. 1) ... pitched a scoreless inning with a strikeout vs. Southeastern (Mar. 11) ... made his SEC debut vs. Georgia (Mar. 25) ... pitched a season high 1.1 innings at South Carolina (Apr. 30) ... struck out the last batter he faced in the fourth inning vs. Missouri (May 20).

HIGH SCHOOL

Attended Spanish Fort High School (AL) ... rated by Perfect Game as the No. 16 player and No. 5 right-handed pitcher in the state ... went 1-0 with a 0.90 ERA and 34 strikeouts in 22.1 innings in parts of three summers on the Perfect Game circuit ... competed in the 2020 Perfect Game Underclass All-American Games and 2020 Perfect Game Junior National Showcase, where he was named to the Top Prospect Team ... also played baseball.

PERSONAL

Son of Christopher and Nicole Keshock ... has two siblings, Kayla and Corbin

... his sister, Kayla, plays volleyball at Samford ... born in Spanish Fort, Alabama, on Oct. 29, 2003.

CAMERON KESHOCK'S CAREER APPEARANCES

*-Starter

2023 - FRESHMAN YEAR

| Date | Opp (Res.) | DEC | QS | IP | H | R | ER | BB | SO | HR | ERA | NP |
|------|----------------------------|-----|----|-----|---|---|----|----|----|----|--------|----|
| 3/1 | FLORIDA A&M (W, 18-8) | - | - | 0.0 | 2 | 4 | 4 | 1 | 0 | 0 | 999.00 | 8 |
| 3/11 | SOUTHEASTERN (L, 7-8) | - | - | 1.0 | 1 | 0 | 0 | 0 | 1 | 0 | 36.00 | 8 |
| 3/25 | GEORGIA (L, 7-24) | - | - | 0.0 | 4 | 7 | 7 | 1 | 0 | 0 | 99.00 | 18 |
| 4/30 | at South Carolina (L, 7-8) | - | - | 1.1 | 2 | 0 | 0 | 0 | 1 | 0 | 42.43 | 19 |
| 5/20 | MISSOURI (W, 9-7) | - | - | 0.2 | 1 | 1 | 1 | 0 | 1 | 0 | 36.00 | 13 |



ALL GAMES

| Year | ERA | W | L | App | GS | CG | SHO | CBO | SV | IP | H | R | ER | BB | SO | 2B | 3B | HR | BF | B/Avg | WP | HBP | BK | SFA | SHA |
|------|-------|---|---|-----|----|----|-----|-----|----|-----|----|----|----|----|----|----|----|----|----|-------|----|-----|----|-----|-----|
| 2023 | 36.00 | 0 | 0 | 5 | 0 | 0 | 0 | 0 | 0 | 3.0 | 10 | 12 | 12 | 2 | 3 | 2 | 0 | 0 | 24 | .526 | 1 | 3 | 0 | 0 | 0 |

SEC GAMES ONLY

| Year | ERA | W | L | App | GS | CG | SHO | CBO | SV | IP | H | R | ER | BB | SO | 2B | 3B | HR | BF | B/Avg | WP | HBP | BK | SFA | SHA |
|------|-------|---|---|-----|----|----|-----|-----|----|-----|---|---|----|----|----|----|----|----|----|-------|----|-----|----|-----|-----|
| 2023 | 36.00 | 0 | 0 | 3 | 0 | 0 | 0 | 0 | 0 | 2.0 | 7 | 8 | 8 | 1 | 2 | 1 | 0 | 0 | 16 | .538 | 1 | 2 | 0 | 0 | 0 |





MASON MANERS



POSITION
Outfielder

CLASS
Senior

BATS / THROWS
L/R

HEIGHT - WEIGHT
6-0 - 191

EXPERIENCE
TR-4Y

HOMETOWN
Vestavia Hills, Ala.

PREVIOUS SCHOOL
Jacksonville State

2023 - JUNIOR YEAR AT JACKSONVILLE STATE

Named Second Team All-ASUN ... was one of two players to start every game during the season ... ranked second on the team with a .346 average and .462 on-base percentage ... scored a team-high 63 runs and drove in 45 ... totaled 75 hits, including 12 doubles, three triples and 12 homers ... was 4-for-4 in stolen bases ... hit .367 and led the team with nine homers in ASUN play ... collected multiple hits in 24 contests and multiple RBI in 15 ... hit his first homer of the year in a three-hit performance at Samford (Feb. 21) ... went on a 12-game hitting streak from Feb. 19-Mar. 10 ... homered in both games of a doubleheader and drove in five runs at Bellarmine (Mar. 25) ... homered a matched a season high with three RBI in games vs. Kennesaw State (Mar. 31), at FGCU (Apr. 21) and at Troy (May 2) ... collected multiple hits in six straight games from May 2-12, hitting .565 with eight RBI during the span ... matched a season high with three hits at Lipscomb (May 18).

2022 - SOPHOMORE YEAR AT JACKSONVILLE STATE

Started in 43 of the 49 games he played in ... led the team with a .335 average and .431 on-base percentage ... totaled 55 hits, including 12 doubles, two triples and four homers — good for a .506 slugging percentage ... scored 37 runs and drove in 31 ... was 5-for-7 in stolen bases ... hit a team-best .402 and reached base at a .476 clip in league games ... all but one of his extra-base hits came in ASUN play ... collected multiple hits in three straight games from Apr. 14-17 ... homered in back-to-back games at North Alabama (Apr. 28-30), going 6-for-11 with four runs and eight RBI in the contests ... homered twice and drove in a season-high six runs at Eastern Kentucky (May 8) ... hit .450 during a 10-game hitting streak from May 7-21.

2021 - FRESHMAN YEAR AT JACKSONVILLE STATE

Hit .294 in 15 games played and nine starts ... recorded his first collegiate hit at Murray State (Mar 20) while recording a multi-hit performance ... made six starts in left field and three in right field ... made 34 plate appearances while recording 10 hits on the season.

HIGH SCHOOL

Attended Vestavia Hills High School (AL) ... rated by Perfect Game as a top 50 player in the state, including the No. 8 outfielder ... slashed .481/.569/.648 during the shortened 2020 season and .411/.473/.528 in 2019 ... 2020 Alabama SUPER25 First Team All-State ... was named the Offensive Player of the Year at Vestavia in 2019-20 and Male Athlete of the Year in 2020 ... was also a member of the bowling team.

PERSONAL

Son of Allison and Martin Maners ... has two brothers, Joshua and Roman ... his dad played baseball at Jefferson State ... born in Birmingham, Alabama, on June 1, 2001.

CAREER HIGHS

At Bats:6, two times
Runs:3, three times
Hits:4, at North Alabama (4/28/22)
RBI:6, at Eastern Kentucky (5/8/22)
Doubles:3, at Bellarmine (5/20/22)
Triples:1, five times
HR:2, two times
Hit Streak:12 (2022, '23)
Reach Base:38 (2022-23)

MULTI-HIT GAMES

| Year | 2 | 3 | 4 | 5+ | Total |
|---------------|-----------|----------|----------|-----------|-----------|
| 2021 | 2 | 1 | - | - | 3 |
| 2022 | 15 | 2 | 1 | - | 18 |
| 2023 | 21 | 3 | - | - | 24 |
| Totals | 38 | 6 | 1 | -- | 45 |

MULTI-RBI GAMES

| Year | 2 | 3 | 4 | 5+ | Total |
|---------------|-----------|----------|----------|----------|-----------|
| 2021 | 1 | - | - | - | 1 |
| 2022 | 3 | 2 | 2 | 1 | 8 |
| 2023 | 11 | 4 | - | - | 15 |
| Totals | 15 | 6 | 2 | 1 | 24 |

ALL GAMES

| Year | Avg | GP | GS | AB | R | H | 2B | 3B | HR | RBI | TB | SLG% | BB | HBP | SO | GDP | OB% | SF | SH | SB | ATT | PO | A | E | FLD% |
|---------------|-------------|------------|------------|------------|------------|------------|-----------|----------|-----------|-----------|------------|-------------|-----------|-----------|-----------|----------|-------------|----------|----------|-----------|-----------|------------|----------|----------|-------------|
| 2021 (JSU) | .294 | 15 | 9 | 34 | 8 | 10 | 1 | 0 | 0 | 4 | 11 | .324 | 5 | 0 | 8 | 1 | .385 | 0 | 0 | 1 | 1 | 15 | 0 | 0 | 1.000 |
| 2022 (JSU) | .335 | 49 | 43 | 164 | 37 | 55 | 12 | 2 | 4 | 31 | 83 | .506 | 20 | 10 | 40 | 1 | .431 | 3 | 4 | 5 | 7 | 63 | 2 | 3 | .956 |
| 2023 (JSU) | .346 | 57 | 57 | 217 | 63 | 75 | 12 | 3 | 12 | 45 | 129 | .594 | 29 | 19 | 45 | 1 | .462 | 1 | 5 | 4 | 4 | 98 | 3 | 3 | .971 |
| TOTALS | .337 | 121 | 109 | 415 | 108 | 140 | 25 | 5 | 16 | 80 | 223 | .537 | 54 | 29 | 93 | 3 | .444 | 4 | 9 | 10 | 12 | 176 | 5 | 6 | .968 |



COOPER MCMURRAY

26

2023 – REDSHIRT SOPHOMORE YEAR

Turned in a .272/.460/.625 slash line in 43 games, including 41 starts ... led the team in on-base percentage and ranked second in slugging ... scored 37 runs with 37 hits, six doubles, 14 homers and 49 RBI ... was second on the team in home runs and third in RBI ... drew a team-high 45 walks ... drove in multiple runs in 14 games, tied for the second most on the team ... was third on the team with a .310 average in SEC play ... ranked top five in the league in OBP (.469), SLG (.750), walks (25) and RBI (35) during SEC play while ranking tied for eighth with 11 home runs ... went 1-for-4 with a run in his Auburn debut vs. Indiana (Feb. 17) ... collected three hits, including his first homer, vs. Southern Cal (Feb. 25) ... scored and drove in three runs in the contest ... homered for the second time in three games vs. Florida A&M (Mar. 1) ... did not appear in a game from Mar. 5-22 but hit .344 (21-for-61) with 17 runs, four doubles, 10 homers and 30 RBI in 21 games and 19 starts after his return ... drove in multiple runs in back-to-back games vs. Georgia (Mar. 25) and North Alabama (Mar. 28) ... reached base three times in all three games at Florida (Mar. 31-Apr. 2) ... homered in the series finale against the Gators ... went 3-for-10 with a double, two homers and eight RBI in the series vs. Texas A&M (Apr. 6-7) ... collected his first multi-homer game in the middle game against the Aggies ... homered in four consecutive games from Apr. 18-23 ... went 4-for-9 with five runs, four homers and eight RBI in the series vs. Mississippi State (Apr. 23) ... homered off both foul poles in the series finale against the Bulldogs ... became the first Auburn player to homer in three straight SEC games since 2010 ... was named the SEC Player of the Week for his

POSITION
Infielder

CLASS
Redshirt Junior

BATS / THROWS
L/L

HEIGHT - WEIGHT
6-3 - 261

EXPERIENCE
TR-1L

HOMETOWN
Tulsa, Okla.

PREVIOUS SCHOOL
Kansas

CAREER HIGHS

At Bats: 6, vs. Oklahoma (4/23/22)
 Runs: 3, two times
 Hits: 3, three times
 RBI: 5, two times
 Doubles: 1, 12 times
 Triples: None
 HR: 2, four times
 Hit Streak: 7 (2023)
 Reach Base: 14 (2023)

MULTI-HIT GAMES

| Year | 2 | 3 | 4 | 5+ | Total |
|---------------|-----------|----------|-----------|-----------|-----------|
| 2022 | 8 | 1 | - | - | 9 |
| 2023 | 5 | 2 | - | - | 7 |
| Totals | 13 | 3 | -- | -- | 16 |

MULTI-RBI GAMES

| Year | 2 | 3 | 4 | 5+ | Total |
|---------------|-----------|----------|----------|----------|-----------|
| 2022 | 5 | 1 | - | - | 6 |
| 2023 | 7 | 4 | 1 | 2 | 14 |
| Totals | 12 | 5 | 1 | 2 | 20 |





efforts ... drove in multiple runs in five straight games from Apr. 22-29, totaling 14 RBI during the span ... collected his third multi-homer game in a span of 10 SEC games at South Carolina (Apr. 29) ... became the first player since 2010 to homer multiple times in three SEC games ... went 3-for-4 with three RBI, including the run-rule walk-off, in the decisive game three vs. top-ranked LSU (May 7) ... homered and drove in a season-high five runs in the series finale at Ole Miss (May 13) ... hit his 14th home run of the season vs. Missouri (May 19) ... reached base four times in the two regional games (June 2-3) ... turned in a .993 fielding percentage at first base.

2022 – REDSHIRT FRESHMAN YEAR AT KANSAS

Played in 42 games and made 33 starts at first base ... turned in a .248/.374/.540 slash line with six doubles, nine homers and 19 RBI ... ranked second on the team in homers and third in walks (23) ... hit a pinch-hit RBI double in his first career at-bat against Illinois (Feb. 18) ... hit his first career homer at New Orleans (Feb. 27) ... reached base in a season-best 11 straight games from Feb. 26-Mar. 20 ... became the first Kansas player to homer in three straight games since 2015 from Apr. 27-30, totaling four homers during the span ... named Academic All-Big 12 Second Team.

2021 – FRESHMAN YEAR AT KANSAS

Did not see action and took a redshirt.

HIGH SCHOOL

Attended Bishop Kelly High School (OK) ... rated by Perfect Game and Prep Baseball Report as the No. 1 first baseman in Oklahoma ... three-time All-District First Team honoree ... led Bishop Kelly to the 2018 Oklahoma 5A State Championship ... played four years of football as a tight end.

PERSONAL

Son of Kurston and Paige McMurray ... has two brothers, Jake and Tanner ... born in Tulsa, Oklahoma, on Dec. 19, 2001.



ALL GAMES

| Year | Avg | GP | GS | AB | R | H | 2B | 3B | HR | RBI | TB | SLG% | BB | HBP | SO | GDP | OB% | SF | SH | SB | ATT | PO | A | E | FLD% |
|---------------|-------------|-----------|-----------|------------|-----------|-----------|-----------|----------|-----------|-----------|------------|-------------|-----------|----------|-----------|----------|-------------|----------|----------|----------|----------|------------|-----------|----------|-------------|
| 2022 (KU) | .248 | 42 | 33 | 113 | 16 | 28 | 6 | 0 | 9 | 19 | 61 | .540 | 23 | 1 | 35 | 0 | .374 | 2 | 1 | 0 | 0 | 274 | 13 | 0 | 1.000 |
| 2023 | .272 | 43 | 41 | 136 | 37 | 37 | 6 | 0 | 14 | 49 | 85 | .625 | 45 | 4 | 51 | 1 | .460 | 2 | 0 | 1 | 1 | 267 | 9 | 2 | .993 |
| TOTALS | .261 | 85 | 74 | 249 | 53 | 65 | 12 | 0 | 23 | 68 | 146 | .586 | 68 | 5 | 86 | 1 | .423 | 4 | 1 | 1 | 1 | 541 | 22 | 2 | .996 |

SEC GAMES ONLY

| Year | Avg | GP | GS | AB | R | H | 2B | 3B | HR | RBI | TB | SLG% | BB | HBP | SO | GDP | OB% | SF | SH | SB | ATT | PO | A | E | FLD% |
|------|------|----|----|----|----|----|----|----|----|-----|----|------|----|-----|----|-----|------|----|----|----|-----|-----|---|---|-------|
| 2023 | .310 | 26 | 24 | 84 | 22 | 26 | 4 | 0 | 11 | 35 | 63 | .750 | 25 | 2 | 32 | 0 | .469 | 2 | 0 | 1 | 1 | 145 | 7 | 0 | 1.000 |



GAVIN MILLER



POSITION
Infielder

CLASS
Sophomore

BATS / THROWS
R/R

HEIGHT - WEIGHT
5-11 - 202

EXPERIENCE
1L

HOMETOWN
Oakdale, Penn.

HIGH SCHOOL
West Allegheny

2023 - FRESHMAN YEAR

Turned in a .273/.448/.364 slash line in 14 games and four starts ... scored three runs with six hits, two doubles and two RBI ... drew four walks and was hit by three pitches ... made his Auburn debut as a pinch hitter in the series finale vs. Indiana (Feb. 19) and went 1-for-2 ... made his first career start at third base in the series finale vs. Southeastern (Mar. 11) and went 1-for-2 with two walks and a run ... started the next game vs. Georgia Tech (Mar. 14) and collected multiple hits, including a double, and multiple RBI ... made his SEC debut at Arkansas (Mar. 17) and played in all three games vs. the Razorbacks ... collected his first hit in league play vs. Georgia (Mar. 25) ... named to the 2022-23 First-Year SEC Academic Honor Roll.

HIGH SCHOOL

Attended West Allegheny High School (PA) ... rated by Perfect Game as the No. 249 overall player in the class, including the No. 6 player in Pennsylvania and No. 1 third baseman in the state ... participated in the 2019 Perfect Game Junior National Showcase and 2021 Perfect Game National

Showcase ... hit .330 in parts of five seasons on the Perfect Game circuit ... named to the Beaver County Times All-Decade Team ... 2022 WPIAL Champion ... member of the National Honor Society.

PERSONAL

Son of Brant and Chrissy Miller ... has one brother, Brady ... born in Pittsburgh, Pennsylvania, on Aug. 31, 2003.

CAREER HIGHS

At Bats: 5, vs. Georgia Tech (3/14/23)
Runs: 2, vs. Georgia Tech (3/14/23)
Hits: 2, vs. Georgia Tech (3/14/23)
RBI: 2, vs. Georgia Tech (3/14/23)
Doubles: 1, two times
Triples: None
HR: None
Hit Streak: 2 (2023)
Reach Base: 4 (2023)

MULTI-HIT GAMES

| Year | 2 | 3 | 4 | 5+ | Total |
|---------------|----------|-----------|-----------|-----------|----------|
| 2023 | 1 | - | - | - | 1 |
| Totals | 1 | -- | -- | -- | 1 |

MULTI-RBI GAMES

| Year | 2 | 3 | 4 | 5+ | Total |
|---------------|----------|-----------|-----------|-----------|----------|
| 2023 | 1 | - | - | - | 1 |
| Totals | 1 | -- | -- | -- | 1 |



ALL GAMES

| Year | Avg | GP | GS | AB | R | H | 2B | 3B | HR | RBI | TB | SLG% | BB | HBP | SO | GDP | OB% | SF | SH | SB | ATT | PO | A | E | FLD% |
|------|------|----|----|----|---|---|----|----|----|-----|----|------|----|-----|----|-----|------|----|----|----|-----|----|----|---|------|
| 2023 | .273 | 14 | 4 | 22 | 3 | 6 | 2 | 0 | 0 | 2 | 8 | .364 | 4 | 3 | 8 | 0 | .448 | 0 | 0 | 0 | 0 | 4 | 12 | 2 | .889 |

SEC GAMES ONLY

| Year | Avg | GP | GS | AB | R | H | 2B | 3B | HR | RBI | TB | SLG% | BB | HBP | SO | GDP | OB% | SF | SH | SB | ATT | PO | A | E | FLD% |
|------|------|----|----|----|---|---|----|----|----|-----|----|------|----|-----|----|-----|------|----|----|----|-----|----|---|---|-------|
| 2023 | .111 | 8 | 1 | 9 | 0 | 1 | 1 | 0 | 0 | 0 | 2 | .222 | 0 | 2 | 4 | 0 | .273 | 0 | 0 | 0 | 0 | 1 | 3 | 0 | 1.000 |





HAYDEN MURPHY



2023 - FRESHMAN YEAR

Went 1-0 in 12 appearances and one start ... struck out 11 batters in 18.0 innings pitched ... made his season debut and pitched 0.2 scoreless in the series finale vs. Indiana (Feb. 19) ... pitched 1.1 scoreless innings vs. Southern Cal (Feb. 26) ... held a 2.08 ERA in his first four appearances and 4.1 innings ... recorded his first two strikeouts at Florida (Apr. 2) ... pitched a season high 3.1 innings and earned his first career win vs. Samford (Apr. 18) ... made his first career start vs. Troy (Apr. 25) ... tossed a scoreless inning with a pair of strikeouts vs. LSU (May 5).

HIGH SCHOOL

Attended Tiftarea Academy (GA) ... rated by Perfect Game as the No. 64 player in the 2022 class, including the No. 17 right-handed pitcher ... tabbed the No. 8 player in Georgia, including the No. 2 right-hander ... turned in a 1.62 ERA with 120 strikeouts in 60.1 innings as a senior ... also hit .541 with 10 homers and 37 RBI ... went 6-1 with a 1.00 ERA and 133 strikeouts in 103.2 innings over five summers on the Perfect Game circuit ... also hit .307 in 231 at-bats

POSITION
Right-handed pitcher /
Infielder

CLASS
Sophomore

BATS / THROWS
R/R

HEIGHT - WEIGHT
6-3 - 191

EXPERIENCE
1L

HOMETOWN
Chula, Ga.

HIGH SCHOOL
Tiftarea Academy

MURPHY AT A GLANCE

CAREER RECORD

| | |
|------------------------|-----|
| at Plainsman Park..... | 1-0 |
| On Road/Neutral..... | 0-0 |
| vs. SEC..... | 0-0 |
| vs. SEC West..... | 0-0 |
| vs. SEC East..... | 0-0 |

CAREER HIGHS

| | |
|------------------|----------------------------|
| Innings..... | 3.1, vs. Samford (4/18/23) |
| Hits..... | 7, vs. Texas A&M (4/7/23) |
| Runs..... | 5, two times |
| Earned Runs..... | 5, two times |
| Walks..... | 2, two times |
| Strikeouts..... | 2, five times |
| Pitches..... | 64, vs. Texas A&M (4/7/23) |

HAYDEN MURPHY'S CAREER APPEARANCES

*-Starter

| Date | Opp (Res.) | DEC | QS | IP | H | R | ER | BB | SO | HR | ERA | NP |
|------|----------------------------|-----|----|-----|---|---|----|----|----|----|-------|----|
| 2/19 | INDIANA (L, 2-11) | - | - | 0.2 | 1 | 0 | 0 | 0 | 0 | 0 | 0.00 | 9 |
| 2/26 | USC (T, 12-12) | - | - | 1.1 | 1 | 0 | 0 | 1 | 0 | 0 | 0.00 | 21 |
| 3/5 | LIPSCOMB (W, 4-3) | - | - | 1.2 | 3 | 1 | 1 | 0 | 0 | 0 | 2.45 | 28 |
| 3/11 | SOUTHEASTERN (L, 3-8) | - | - | 0.2 | 1 | 0 | 0 | 0 | 0 | 0 | 2.08 | 12 |
| 3/21 | vs. South Alabama (W, 6-5) | - | - | 2.0 | 3 | 2 | 2 | 1 | 0 | 1 | 4.26 | 32 |
| 4/2 | at Florida (L, 8-17) | - | - | 1.0 | 3 | 5 | 5 | 2 | 2 | 2 | 9.82 | 22 |
| 4/7 | TEXAS A&M (L, 6-12) | - | - | 3.0 | 7 | 4 | 4 | 1 | 1 | 0 | 10.45 | 64 |
| 4/16 | at Alabama (L, 1-6) | - | - | 0.2 | 1 | 1 | 1 | 1 | 2 | 0 | 10.64 | 18 |
| 4/18 | SAMFORD (W, 13-3) | W | - | 3.1 | 6 | 3 | 3 | 0 | 2 | 0 | 10.05 | 41 |
| 4/25 | *TROY (L, 7-8) | - | - | 2.0 | 5 | 5 | 5 | 2 | 2 | 2 | 11.57 | 57 |
| 5/5 | LSU (L, 0-3) | - | - | 1.0 | 0 | 0 | 0 | 0 | 2 | 0 | 10.90 | 11 |
| 5/13 | at Ole Miss (W, 13-5) | - | - | 0.2 | 1 | 1 | 1 | 0 | 0 | 1 | 11.00 | 11 |



during that time frame ... competed in the 2021 Perfect Game All-American Classic, 2021 High School Baseball All-American Game and the 2021 USA Baseball PDP League ... rated by Baseball America as the No. 170 overall prospect for the 2022 MLB Draft and by MLB.com as the No. 201 overall prospect.

PERSONAL

Son of Kris and Melissa Murphy ... has two siblings, Hannah Grace and Kirsten ... born in Valdosta, Georgia, on Aug. 10, 2003.

ALL GAMES

| Year | ERA | W | L | App | GS | CG | SHO | CBO | SV | IP | H | R | ER | BB | SO | 2B | 3B | HR | BF | B/Avg | WP | HBP | BK | SFA | SHA |
|------|-------|---|---|-----|----|----|-----|-----|----|------|----|----|----|----|----|----|----|----|----|-------|----|-----|----|-----|-----|
| 2023 | 11.00 | 1 | 0 | 12 | 1 | 0 | 0 | 0 | 0 | 18.0 | 32 | 22 | 22 | 8 | 11 | 6 | 0 | 6 | 96 | .386 | 2 | 3 | 0 | 1 | 1 |

SEC GAMES ONLY

| Year | ERA | W | L | App | GS | CG | SHO | CBO | SV | IP | H | R | ER | BB | SO | 2B | 3B | HR | BF | B/Avg | WP | HBP | BK | SFA | SHA |
|------|-------|---|---|-----|----|----|-----|-----|----|-----|----|----|----|----|----|----|----|----|----|-------|----|-----|----|-----|-----|
| 2023 | 15.63 | 0 | 0 | 5 | 0 | 0 | 0 | 0 | 0 | 6.1 | 12 | 11 | 11 | 4 | 7 | 3 | 0 | 3 | 34 | .414 | 2 | 0 | 0 | 1 | 0 |



CARSON MYERS

24

MYERS AT A GLANCE

CAREER HIGHS

| | |
|------------------|------------------------------------|
| Innings..... | 8.0, at Middle Tennessee (5/14/23) |
| Hits..... | 10, at FIU (3/26/23) |
| Runs..... | 7, vs. UTSA (4/30/23) |
| Earned Runs..... | 7, vs. UTSA (4/30/23) |
| Walks..... | 5, at Charlotte (4/23/23) |
| Strikeouts..... | 7, three times |
| Pitches..... | 101, at Charlotte (4/23/23) |

POSITION
Left-handed pitcher

CLASS
Junior

BATS / THROWS
L/L

HEIGHT - WEIGHT
6-2 - 204

EXPERIENCE
TR-4Y

HOMETOWN
Bowling Green, Ky.

PREVIOUS SCHOOL
UAB

2023 - SOPHOMORE YEAR AT UAB

Led qualified pitchers with a 3.52 ERA in 14 appearances and 13 starts ... struck out 70 batters in 71.2 innings ... held opponents to a .231 average against ... improved his ERA to 3.29 in C-USA play ... struck out a season-high seven batters in his season debut vs. Northwestern State (Feb. 18) ... allowed one run in 6.0 innings vs. Michigan (Mar. 11) ... earned his first win of the season at FIU (Mar. 26) ... matched a season high with seven strikeouts in 7.0 innings of one-run ball at Charlotte (Apr. 23) ... struck out seven for a third time in 6.0 scoreless at Louisiana Tech (May 7) ... pitched a career-high 8.0 innings at Middle Tennessee (May 14).

2022 - FRESHMAN YEAR AT UAB

Led the team with 25 relief appearances ... struck out 28 batters in 28.1 innings ... earned the win in his collegiate debut vs. Northwestern (Feb. 18), striking out five in 4.0 innings in the contest ... earned his second win in 2.0 scoreless innings vs. Belmont (Mar. 11) ... didn't allow a run in three appearances from Apr. 10-14 ... matched a season high with five strikeouts in 2.1 innings at Western Kentucky (May 6).

HIGH SCHOOL

Attended Bowling Green High School (KY) ... rated by Perfect Game as a top-40 player in Kentucky, including the No. 4 left-handed pitcher ... turned in a 0.80 ERA with 78 strikeouts in 52.1 innings ... three-time Academic All-State honoree ... also played golf.

PERSONAL

Son of Michelle and Matt Myers ... his dad pitched at Tennessee (1996-97) and was Auburn's pitching coach from 2005-07 ... he also served as the head coach at Western Kentucky from 2012-15 ... twice competed for Bowling Green in the Little League World Series (2015-16) ... born in Asheville, North Carolina, on June 3, 2003.

CARSON MYERS' CAREER APPEARANCES

*-Starter

2022 - FRESHMAN YEAR AT UAB

| Date | Opp (Res.) | DEC | QS | IP | H | R | ER | BB | SO | HR | ERA | NP |
|------|--------------------------------|-----|----|-----|---|---|----|----|----|----|-------|----|
| 2/18 | NORTHWESTERN (W, 8-7) | W | - | 4.0 | 2 | 1 | 0 | 1 | 5 | 0 | 0.00 | - |
| 2/25 | at Southeastern (L, 4-7) | L | - | 0.0 | 3 | 3 | 3 | 0 | 0 | 0 | 6.75 | - |
| 3/2 | at Auburn (L, 1-16) | - | - | 0.0 | 1 | 3 | 3 | 2 | 0 | 0 | 13.50 | 17 |
| 3/4 | ALABAMA A&M (W, 12-5) | - | - | 1.1 | 2 | 0 | 0 | 1 | 0 | 0 | 10.13 | - |
| 3/11 | BELMONT (W, 9-8) | W | - | 2.0 | 0 | 0 | 0 | 1 | 3 | 0 | 7.36 | - |
| 3/18 | at Rice (L, 7-8) | L | - | 0.0 | 0 | 2 | 2 | 2 | 0 | 0 | 9.82 | 10 |
| 3/23 | ALABAMA (W, 5-4) | - | - | 1.0 | 1 | 0 | 0 | 0 | 2 | 0 | 8.64 | - |
| 3/26 | MIDDLE TENNESSEE (L, 3-6) | - | - | 0.1 | 0 | 0 | 0 | 0 | 1 | 0 | 8.31 | 4 |
| 3/27 | MIDDLE TENNESSEE (W, 6-5) | - | - | 0.1 | 1 | 0 | 0 | 0 | 0 | 0 | 8.00 | 9 |
| 3/29 | at Samford (W, 8-4) | - | - | 2.0 | 2 | 1 | 1 | 0 | 2 | 1 | 7.36 | - |
| 4/1 | MARSHALL (W, 2-1) | - | - | 1.0 | 0 | 0 | 0 | 1 | 0 | 0 | 6.75 | 11 |
| 4/3 | MARSHALL (L, 5-7) | - | - | 1.0 | 1 | 1 | 1 | 1 | 1 | 0 | 6.92 | 15 |
| 4/9 | at FAU (W, 8-6) | - | - | 0.1 | 1 | 2 | 2 | 2 | 0 | 1 | 8.10 | 15 |
| 4/10 | at FAU (L, 6-13) | - | - | 1.1 | 0 | 0 | 0 | 0 | 2 | 0 | 7.36 | 14 |
| 4/12 | at Mississippi State (L, 5-6) | L | - | 0.1 | 1 | 1 | 0 | 0 | 1 | 0 | 7.20 | 10 |
| 4/14 | OLD DOMINION (L, 2-13) | - | - | 0.2 | 0 | 0 | 0 | 0 | 0 | 0 | 6.89 | 1 |
| 4/19 | at Alabama (W, 7-6) | - | - | 1.2 | 2 | 1 | 1 | 0 | 0 | 0 | 6.75 | 24 |
| 4/23 | at Charlotte (L, 1-8) | - | - | 1.2 | 2 | 2 | 2 | 1 | 2 | 0 | 7.11 | 31 |
| 5/1 | SOUTHERN MISS (L, 6-9) | - | - | 0.2 | 0 | 0 | 0 | 0 | 0 | 0 | 6.86 | 5 |
| 5/3 | at Jacksonville State (W, 7-1) | - | - | 1.0 | 1 | 0 | 0 | 0 | 0 | 0 | 6.53 | 10 |
| 5/6 | at Western Kentucky (L, 3-7) | - | - | 2.1 | 2 | 3 | 2 | 1 | 5 | 1 | 6.65 | 47 |
| 5/10 | at Alabama State (W, 8-4) | - | - | 1.0 | 1 | 1 | 1 | 1 | 0 | 0 | 6.75 | 18 |
| 5/14 | FIU (L, 12-13) | - | - | 1.0 | 1 | 0 | 0 | 2 | 1 | 0 | 6.48 | 24 |
| 5/17 | at Troy (W, 10-8) | - | - | 1.1 | 1 | 3 | 3 | 1 | 2 | 0 | 7.18 | 36 |
| 5/21 | at UTSA (L, 2-12) | - | - | 2.0 | 3 | 1 | 1 | 0 | 1 | 1 | 6.99 | 35 |

2023 - SOPHOMORE YEAR AT UAB

| Date | Opp (Res.) | DEC | QS | IP | H | R | ER | BB | SO | HR | ERA | NP |
|------|-------------------------------|-----|----|-----|----|---|----|----|----|----|------|-----|
| 2/18 | *NORTHWESTERN STATE (W, 4-3) | - | - | 5.0 | 3 | 2 | 2 | 2 | 7 | 0 | 3.60 | 77 |
| 2/25 | *vs. Murray State (L, 6-12) | - | - | 3.0 | 5 | 3 | 1 | 0 | 3 | 0 | 3.38 | - |
| 3/4 | *NOTRE DAME (L, 3-7) | L | - | 5.2 | 3 | 5 | 5 | 3 | 6 | 0 | 5.27 | - |
| 3/11 | *vs. Michigan (L, 2-3) | - | X | 6.0 | 6 | 1 | 1 | 3 | 5 | 0 | 4.12 | 90 |
| 3/19 | *RICE (L, 1-3) | - | - | 5.0 | 4 | 0 | 0 | 3 | 4 | 0 | 3.28 | - |
| 3/26 | *at FIU (W, 5-2) | W | - | 5.0 | 10 | 2 | 2 | 1 | 6 | 0 | 3.34 | 94 |
| 4/2 | *CHARLOTTE (L, 0-5) | L | - | 5.2 | 2 | 1 | 1 | 2 | 5 | 0 | 3.06 | - |
| 4/8 | *at DBU (L, 2-7) | L | - | 5.0 | 5 | 2 | 2 | 4 | 6 | 2 | 3.12 | 97 |
| 4/16 | *WESTERN KENTUCKY (W, 6-4) | L | - | 5.0 | 7 | 4 | 4 | 4 | 5 | 0 | 3.57 | 91 |
| 4/23 | *at Charlotte (L, 0-2) | L | X | 7.0 | 3 | 1 | 1 | 5 | 7 | 0 | 3.27 | 101 |
| 4/30 | *UTSA (L, 4-9) | L | - | 4.1 | 4 | 7 | 7 | 4 | 3 | 0 | 4.13 | 81 |
| 5/7 | *at Louisiana Tech (W, 6-1) | W | X | 6.0 | 3 | 0 | 0 | 2 | 7 | 0 | 3.73 | 97 |
| 5/14 | *at Middle Tennessee (W, 6-2) | W | X | 8.0 | 4 | 2 | 2 | 1 | 6 | 0 | 3.57 | 97 |
| 5/20 | FAU (W, 10-5) | - | - | 1.0 | 1 | 0 | 0 | 0 | 0 | 0 | 3.52 | 13 |

ALL GAMES

| Year | ERA | W | L | App | GS | CG | SHO | CBO | SV | IP | H | R | ER | BB | SO | 2B | 3B | HR | BF | B/Avg | WP | HBP | BK | SFA | SHA |
|--------|------|---|---|-----|----|----|-----|-----|----|-------|----|----|----|----|----|----|----|----|-----|-------|----|-----|----|-----|-----|
| 2022 | 6.99 | 2 | 3 | 25 | 0 | 0 | 0 | 0 | 0 | 28.1 | 28 | 25 | 22 | 17 | 28 | 5 | 0 | 4 | 131 | .259 | 7 | 3 | 0 | 0 | 3 |
| 2023 | 3.52 | 3 | 5 | 14 | 13 | 0 | 0 | 0 | 0 | 71.2 | 60 | 30 | 28 | 34 | 70 | 11 | 1 | 2 | 310 | .231 | 3 | 8 | 0 | 1 | 7 |
| TOTALS | 4.50 | 5 | 8 | 39 | 13 | 0 | 0 | 0 | 0 | 100.0 | 88 | 55 | 50 | 51 | 98 | 16 | 1 | 6 | 441 | .239 | 10 | 11 | 0 | 1 | 10 |





DREW NELSON

12

NELSON AT A GLANCE

CAREER RECORD

| | |
|------------------------|-----|
| at Plainsman Park..... | 1-1 |
| On Road/Neutral..... | 2-2 |
| vs. SEC..... | 1-2 |
| vs. SEC West..... | 1-1 |
| vs. SEC East..... | 0-1 |

CAREER HIGHS

| | |
|------------------|----------------------------------|
| Innings..... | 7.0, vs. North Alabama (3/28/23) |
| Hits..... | 4, vs. USC (2/26/23) |
| Runs..... | 4, two times |
| Earned Runs..... | 4, two times |
| Walks..... | 3, four times |
| Strikeouts..... | 7, vs. North Alabama (3/28/23) |
| Pitches..... | 93, vs. North Alabama (3/28/23) |

2023 – FRESHMAN YEAR

Went 3-3 with a 6.34 ERA in 18 appearances, including five starts ... struck out 32 batters in 32.2 innings pitched ... tossed one complete game and registered a save ... held opponents to a .220 average against ... made his season debut by starting in the series finale vs. Indiana (Feb. 19) ... struck out five in 1.2 scoreless innings in his SEC debut at Arkansas (Mar. 17) ... earned his first career win in 4.0 scoreless innings in a start vs. South Alabama (Mar. 21) ... pitched a season-high 7.0 innings, giving up one earned run and striking out a season-high seven batters, in a seven-inning win vs. North Alabama (Mar. 28) ... the outing was the longest by an Auburn pitcher to that point in the season ... made a pair of appearances vs. Texas A&M (Apr. 6-7), holding the Aggies scoreless in 3.0 total innings pitched ... turned in 1.2 scoreless innings vs. Samford (Apr. 18) ... pitched a combined 5.0 scoreless innings in wins vs. LSU (May 7) and at Ole Miss (May 13) ... the outing vs. LSU marked his first career save and the outing at Ole Miss marked his first career SEC win ... pitched a scoreless inning with a strikeout in the SEC Tournament vs. Vanderbilt (May 24) ... named to the 2022-23 First-Year SEC Academic Honor Roll.

HIGH SCHOOL

Attended Pike Liberal Arts School (AL) ... rated by Perfect Game as the No. 275 overall player in the class, including

the No. 4 player and No. 2 left-handed pitcher in Alabama ... participated in the 2020 Perfect Game Junior National Showcase and 2021 Perfect Game National Showcase ... also participated in the 2021 USA Baseball PDP League ... turned in a 7-1 record with a 0.70 ERA in 114.0 innings with 141 strikeouts during parts of six years on the Perfect Game circuit ... also hit .331 during the span ... as a senior at Pike Liberal Arts School, hit .463 with six homers and 42 RBI while turning in a 1.00 ERA and striking out 106 in 49.0 innings on the mound ... turned in two no-hitters and six shutouts ... named the 2022 Alabama Baseball Gatorade Player of the Year and 2022 ASWA AISA Class AAA Player of the Year ... two-time AISA Pitcher of the Year and First Team All-State pitcher ... helped lead Pike Liberal Arts to four baseball state championships, two basketball state championships and one football state championship ... member of the National Honor Society and AISA All-State Student-Athlete Team.

DREW NELSON'S CAREER APPEARANCES

| *Starter | | 2023 - FRESHMAN YEAR | | | | | | | | | | | | | |
|----------|------------------------------|----------------------|----|-----|---|---|----|----|----|----|-------|----|--|--|--|
| Date | Opp (Res.) | DEC | QS | IP | H | R | ER | BB | SO | HR | ERA | NP | | | |
| 2/19 | *INDIANA (L, 2-11) | L | - | 0.2 | 2 | 4 | 4 | 3 | 0 | 1 | 54.00 | 32 | | | |
| 2/26 | USC (T, 12-12) | - | - | 1.2 | 4 | 4 | 4 | 0 | 1 | 0 | 30.86 | 26 | | | |
| 3/11 | SOUTHEASTERN (L, 7-8) | - | - | 2.2 | 2 | 2 | 1 | 1 | 3 | 0 | 16.20 | 43 | | | |
| 3/17 | at Arkansas (L, 2-7) | - | - | 1.2 | 0 | 0 | 0 | 1 | 5 | 0 | 12.15 | 30 | | | |
| 3/21 | *vs. South Alabama (W, 6-5) | W | - | 4.0 | 1 | 0 | 0 | 1 | 2 | 0 | 7.59 | 65 | | | |
| 3/28 | *NORTH ALABAMA (W, 14-1) | W | X | 7.0 | 3 | 1 | 1 | 1 | 7 | 0 | 5.09 | 93 | | | |
| 4/2 | at Florida (L, 8-17) | L | - | 1.0 | 1 | 3 | 3 | 3 | 1 | 0 | 6.27 | 29 | | | |
| 4/6 | TEXAS A&M (L, 5-9) | - | - | 0.2 | 1 | 0 | 0 | 0 | 1 | 0 | 6.05 | 9 | | | |
| 4/7 | TEXAS A&M (L, 6-12) | - | - | 2.1 | 0 | 0 | 0 | 3 | 2 | 0 | 5.40 | 39 | | | |
| 4/15 | *at Alabama (L, 2-4) | L | - | 1.0 | 2 | 3 | 3 | 3 | 1 | 0 | 6.35 | 38 | | | |
| 4/18 | SAMFORD (W, 13-3) | - | - | 1.2 | 1 | 0 | 0 | 0 | 1 | 0 | 5.92 | 23 | | | |
| 4/22 | MISSISSIPPI STATE (L, 10-11) | - | - | 1.0 | 1 | 2 | 2 | 2 | 1 | 1 | 6.39 | 19 | | | |
| 4/25 | TROY (L, 7-8) | - | - | 0.2 | 1 | 1 | 1 | 1 | 0 | 0 | 6.58 | 14 | | | |
| 4/30 | at South Carolina (L, 7-8) | - | - | 0.0 | 1 | 1 | 1 | 0 | 0 | 0 | 6.92 | 3 | | | |
| 5/7 | LSU (W, 12-2) | S | - | 3.0 | 1 | 0 | 0 | 0 | 3 | 0 | 6.21 | 40 | | | |
| 5/13 | at Ole Miss (W, 13-5) | W | - | 2.0 | 2 | 0 | 0 | 0 | 1 | 0 | 5.81 | 27 | | | |
| 5/20 | *MISSOURI (W, 9-7) | - | - | 0.2 | 1 | 3 | 3 | 1 | 2 | 1 | 6.54 | 27 | | | |
| 5/24 | vs. Vanderbilt (L, 4-6) | - | - | 1.0 | 2 | 0 | 0 | 0 | 1 | 0 | 6.34 | 19 | | | |

PERSONAL

Son of David and Candace Nelson ... has two siblings, Kate and Carter ... born in Montgomery, Alabama, on Aug. 5, 2003.

ALL GAMES

| Year | ERA | W | L | App | GS | CG | SHO | CBO | SV | IP | H | R | ER | BB | SO | 2B | 3B | HR | BF | B/Avg | WP | HBP | BK | SFA | SHA |
|------|------|---|---|-----|----|----|-----|-----|----|------|----|----|----|----|----|----|----|----|-----|-------|----|-----|----|-----|-----|
| 2022 | 6.34 | 3 | 3 | 18 | 5 | 1 | 0 | 0 | 1 | 32.2 | 26 | 24 | 23 | 20 | 32 | 9 | 0 | 3 | 148 | .220 | 4 | 6 | 2 | 4 | 0 |

SEC GAMES ONLY

| Year | ERA | W | L | App | GS | CG | SHO | CBO | SV | IP | H | R | ER | BB | SO | 2B | 3B | HR | BF | B/Avg | WP | HBP | BK | SFA | SHA |
|------|------|---|---|-----|----|----|-----|-----|----|------|----|----|----|----|----|----|----|----|----|-------|----|-----|----|-----|-----|
| 2023 | 8.10 | 1 | 2 | 10 | 2 | 0 | 0 | 0 | 1 | 13.1 | 10 | 12 | 12 | 13 | 17 | 4 | 0 | 2 | 65 | .213 | 1 | 3 | 1 | 2 | 0 |



BOBBY PEIRCE



POSITION
Outfielder

CLASS
Graduate

BATS / THROWS
R/R

HEIGHT - WEIGHT
6-0 - 187

EXPERIENCE
TR-3L

HOMETOWN
Scottsdale, Ariz.

PREVIOUS SCHOOL
South Mountain

2023 - REDSHIRT SENIOR YEAR

Ranked third on the team with a career-best .343 average ... reached base at a .411 clip with a .503 slugging percentage ... registered career highs in nearly every offensive category including runs (43), hits (62), doubles (10) and walks (15) ... added two triples, five homers and 26 RBI ... collected multiple hits in 17 games ... was 4-for-5 in stolen bases ... turned in seven outfield assists ... hit .318 in SEC play, good for the second high average on the team ... was tied for second on the team in hits (35) and third in runs (27) in league play ... went 3-for-5 with a double and three RBI in the middle game vs. Indiana (Feb. 18) ... collected three hits, including his first homer of the season, and drove in three more runs vs. North Alabama (Feb. 21) ... played in only two games from Mar. 1-22 due to a hamstring injury ... went on a season-high, 11-game hitting streak from Mar. 28-Apr. 15 ... collected multiple hits in all three games at Florida (Mar. 31-Apr. 2), going 6-for-13 with five runs, a triple, homer and three RBI in the series ... went a career-best 5-for-5 and finished a homer shy of the cycle at Georgia Tech (Apr. 11) ... homered in the middle game at Alabama (Apr. 15) ... went 3-for-5 with three runs vs. Samford (Apr. 18), starting a stretch of 10 games in which he collected multiple hits seven times and hit .432 (19-for-44) ... went 4-for-5 vs. Troy (Apr. 25) ... collected multiple hits in all three games at South Carolina (Apr. 28-30) and homered in back-to-back games to finish the series ... turned in what proved to be the game-winning RBI single in the sixth inning of the middle game vs. top-ranked LSU (May 6) ... scored a season-high four runs in the decisive run-rule victory against the Tigers the following day ... collected eight hits in the three-game series at Ole Miss (May 12-13), registering three hits in two of the three games ...

recorded a hit in 16 of 17 games from Apr. 18-May 13, including multiple hits on 10 occasions ... registered a .438 average (28-for-64) during the span ... doubled and drove in a pair of runs in the SEC Tournament win vs. Missouri (May 23) ... collected a hit in the regional matchup vs. Southern Miss (June 3).

2022 - REDSHIRT JUNIOR YEAR

Turned in a .284/.350/.562 slash line in 48 games and 38 starts ... ranked second on the team in homers (10) and slugging ... scored 33 runs while adding seven doubles, a team-high four triples and 31 RBI ... was successful in 5-of-6 stolen bases ... hit .298 with six homers and 15 RBI in 24 SEC games, including 21 starts ... coming off double knee surgery, came off the bench in his first 10 appearances on the season ... made his season debut in the home opener against Troy (Feb. 23) ... collected his first hit and RBI against UAB (Mar. 2) ... tripled and scored the game-winning run in the eighth inning of a comeback win against South Alabama (Mar. 22) ... turned in his first multi-hit effort of the season in the contest ... made his first start and went 2-for-4 in the middle game at LSU (Apr. 1) ... started 38 of the final 39 games of the season ... went 3-for-3 with a walk in the series finale against Vanderbilt (Apr. 10) ... hit his first homer of the season against Samford (Apr. 12) ... went 3-for-4 and scored the game-winning run in the eighth inning of the series finale at Mississippi State (Apr. 16) ... drove in a season-high three runs against Kennesaw State (Apr. 20) ... hit

CAREER HIGHS


| | |
|-------------|------------------------------|
| At Bats: | 5, 16 times |
| Runs: | 4, vs. LSU (5/7/23) |
| Hits: | 5, at Georgia Tech (4/11/23) |
| RBI: | 3, four times |
| Doubles: | 1, 18 times |
| Triples: | 1, six times |
| HR: | 1, 15 times |
| Hit Streak: | 11 (2022, '23) |
| Reach Base: | 20 (2023) |

MULTI-HIT GAMES

| Year | 2 | 3 | 4 | 5+ | Total |
|---------------|-----------|----------|----------|----------|-----------|
| 2021 | - | - | - | - | - |
| 2022 | 7 | 3 | - | - | 10 |
| 2023 | 10 | 5 | 1 | 1 | 17 |
| Totals | 17 | 8 | 1 | 1 | 27 |

MULTI-RBI GAMES

| Year | 2 | 3 | 4 | 5+ | Total |
|---------------|----------|----------|-----------|-----------|-----------|
| 2021 | 1 | - | - | - | 1 |
| 2022 | 5 | 2 | - | - | 7 |
| 2023 | 3 | 2 | - | - | 5 |
| Totals | 9 | 4 | -- | -- | 13 |





a go-ahead solo homer in the seventh inning of the series opener against South Carolina (Apr. 22) ... hit the game-winning, three-run homer to cap off a four-run ninth inning in the comeback win at Tennessee (Apr. 30) ... homered for the second straight day in the finale against the Volunteers (May 1) ... homered and hit the go-ahead RBI single in the seventh inning of the series-clinching win against Alabama (May 14) ... went 3-for-5 and finished a homer shy of the cycle in the middle game at Kentucky (May 21) ... homered in the finale and went 5-for-13 in the series against the Wildcats ... went 2-for-4 in the SEC Tournament (May 25) ... hit a two-run homer in the 11-run first inning of the regional opener against Southeastern (June 3) ... scored a season-high three runs in the regional win against Florida State (June 4) ... doubled and drove in a pair of runs in the College World Series win against Stanford (June 20) ... hit his 10th home run of the season the following day against Arkansas (June 21) ... tied for team lead with three hits and led the way with four RBI in the CWS ... turned in a .987 fielding percentage in right field, committing just one error in 77 chances.

2021 - REDSHIRT SOPHOMORE YEAR

Appeared in eight games and made two starts in his first season with the Tigers ... turned in a .200 average (3-for-15) that included a double and four RBI ... delivered a walk-off single in the bottom of the 10th against Presbyterian (Feb. 21) to give Auburn the win and the sweep ... had a double, scored three runs, and drove in two in the record-setting 33-0 win over Alabama A&M (Feb. 24) ... came in as a pinch hitter and got a hit that drove in a run at Ole Miss (Mar. 21) ... named to the 2020-21 First-Year SEC Academic Honor Roll.

JUNIOR COLLEGE

Played two seasons at South Mountain ... went 3-for-11 with a double and two RBI prior to getting injured his sophomore season ... played in 56 games as a freshman and turned in a .315 average with eight doubles, four triples, eight home runs and 44 RBI, leading the team in home runs and RBI ... also drew 27 walks, stole seven bases and scored 34 runs en route to being named Second Team All-Conference ... rated by Perfect Game as the No. 38 junior college prospect in the country.

HIGH SCHOOL

Product of Arcadia High School and the Canyon Thunder ... turned in a .388 average in his final two seasons at Arcadia ... totaled 12 doubles, six triples, four home runs and 38 RBI in 42 games as a junior and senior ... was also a four-year letterwinner on the Arcadia golf team ... was the low freshman at state for all D1 and D2 teams and helped lead the team to a state championship while finishing in the top five individually as a senior.

PERSONAL

Son of Bob and Wendy Peirce ... has one sister, Kelly ... enrolled in the College of Business ... born May 2, 2000.



ALL GAMES

| Year | Avg | GP | GS | AB | R | H | 2B | 3B | HR | RBI | TB | SLG% | BB | HBP | SO | GDP | OB% | SF | SH | SB | ATT | PO | A | E | FLD% |
|--------------|-------------|------------|-----------|------------|-----------|------------|-----------|----------|-----------|-----------|------------|-------------|-----------|-----------|-----------|----------|-------------|----------|----------|----------|-----------|------------|-----------|----------|-------------|
| 2021 | .200 | 8 | 2 | 15 | 3 | 3 | 1 | 0 | 0 | 4 | 4 | .267 | 1 | 1 | 5 | 1 | .294 | 0 | 0 | 0 | 0 | 1 | 0 | 0 | 1.000 |
| 2022 | .284 | 48 | 38 | 162 | 33 | 46 | 7 | 4 | 10 | 31 | 91 | .562 | 13 | 4 | 46 | 4 | .350 | 1 | 0 | 5 | 6 | 71 | 5 | 1 | .987 |
| 2023 | .343 | 46 | 45 | 181 | 43 | 62 | 10 | 2 | 5 | 26 | 91 | .503 | 15 | 8 | 37 | 1 | .411 | 3 | 0 | 4 | 5 | 94 | 7 | 4 | .962 |
| TOTAL | .310 | 102 | 85 | 358 | 79 | 111 | 18 | 6 | 15 | 61 | 186 | .520 | 29 | 13 | 88 | 6 | .379 | 4 | 0 | 9 | 11 | 166 | 12 | 5 | .973 |

SEC GAMES ONLY

| Year | Avg | GP | GS | AB | R | H | 2B | 3B | HR | RBI | TB | SLG% | BB | HBP | SO | GDP | OB% | SF | SH | SB | ATT | PO | A | E | FLD% |
|--------------|-------------|-----------|-----------|------------|-----------|-----------|----------|----------|-----------|-----------|------------|-------------|-----------|----------|-----------|----------|-------------|----------|----------|----------|----------|-----------|----------|----------|-------------|
| 2021 | .333 | 2 | 1 | 3 | 0 | 1 | 0 | 0 | 0 | 1 | 1 | .333 | 0 | 0 | 0 | 0 | .333 | 0 | 0 | 0 | 0 | 0 | 0 | 0 | .000 |
| 2022 | .298 | 24 | 21 | 84 | 15 | 25 | 2 | 2 | 6 | 15 | 49 | .583 | 5 | 1 | 20 | 3 | .344 | 0 | 0 | 2 | 2 | 41 | 2 | 1 | .977 |
| 2023 | .318 | 27 | 27 | 110 | 27 | 35 | 6 | 1 | 4 | 11 | 55 | .500 | 10 | 6 | 27 | 1 | .402 | 1 | 0 | 3 | 4 | 57 | 4 | 2 | .968 |
| TOTAL | .310 | 53 | 49 | 197 | 42 | 61 | 8 | 3 | 10 | 27 | 105 | .533 | 15 | 7 | 47 | 4 | .377 | 1 | 0 | 5 | 6 | 98 | 6 | 3 | .972 |



CHRIS STANFIELD



POSITION
Outfielder

CLASS
Sophomore

BATS / THROWS
R/R

HEIGHT - WEIGHT
6-2 - 195

EXPERIENCE
1L

HOMETOWN
Tallahassee, Fla.

HIGH SCHOOL
Chiles

2023 - FRESHMAN YEAR

Turned in a .280/.364/.409 slash line in 50 games and 40 starts ... led the team with nine stolen bases ... scored 33 runs with 46 hits, eight doubles, two triples, three homers and 22 RBI ... collected 12 multi-hit games and drove in multiple runs in six games ... hit .248 and reached base at a .342 clip in SEC play ... made his Auburn debut as a pinch runner vs. Indiana (Feb. 18) ... recorded his first career hit, a pinch-hit RBI single, vs. North Alabama (Feb. 21) ... went 1-for-1 with a triple and hit-by-pitch and scored a pair of runs vs. Florida A&M (Mar. 1) ... made his first career start and went 2-for-4 with a double and two RBI vs. Lipscomb (Mar. 3) ... collected two hits the following day and finished the series vs. the Bisons 5-for-12 with two doubles and three RBI ... turned in multiple hits and multiple RBI three times in the span of four games from Mar. 8-11 ... hit his first career homer vs. Southeastern (Mar. 11) ... went 5-for-11 with a double, triple, homer and four RBI and reached base eight times in the series ... recorded his first SEC hit and RBI at Arkansas (Apr. 18) ... went 2-for-4 with two runs, a double and two RBI vs. Texas A&M (Apr. 7) ... recorded the final out in left field in the win vs. the Aggies ... hit his first SEC home run in the series opener at Alabama (Apr. 14) ... scored the game-winning run in the eighth inning of the series opening win vs. Mississippi State (Apr. 21) ... collected multiple hits for the second straight game the next day vs. the Bulldogs ... scored a season-high three runs, including a first-inning steal of home, in the series opener at South Carolina (Apr. 28) ... collected four hits and scored five runs in the series vs. the Gamecocks ... went 2-for-4 against National Pitcher of the Year Paul Skenes and top-ranked LSU (May 5) ... recorded a season-high three hits and reached base five times in the series finale at Ole Miss (May 13) ... went 2-for-5 with a double and RBI in the SEC Tournament win vs. Missouri (May 23) ... homered the following night vs. Vanderbilt (May 24) ... went 1-for-4 and drove in a run in the regional game vs. Southern Miss (June 3) ... turned in a .989 fielding percentage and recorded three outfield assists.

CAREER HIGHS

| | |
|-------------|--------------------------|
| At Bats: | 6, two times |
| Runs: | 3, two times |
| Hits: | 3, at Ole Miss (5/13/23) |
| RBI: | 2, six times |
| Doubles: | 1, eight times |
| Triples: | 1, two times |
| HR: | 1, three times |
| Hit Streak: | 8 (2023) |
| Reach Base: | 15 (2023) |

MULTI-HIT GAMES

| | | | | | |
|---------------|-----------|----------|-----------|-----------|-----------|
| Year | 2 | 3 | 4 | 5+ | Total |
| 2023 | 11 | 1 | -- | -- | 12 |
| Totals | 11 | 1 | -- | -- | 12 |

MULTI-RBI GAMES

| | | | | | |
|---------------|----------|-----------|-----------|-----------|----------|
| Year | 2 | 3 | 4 | 5+ | Total |
| 2023 | 6 | -- | -- | -- | 6 |
| Totals | 6 | -- | -- | -- | 6 |

HIGH SCHOOL

Attended Chiles High School (FL) ... rated by Perfect Game as the No. 84 player in the country, including the No. 20 outfielder in the class ... tabbed the No. 17 player and No. 5 outfielder in Florida ... participated in the 2020 Perfect Game Junior National Showcase and 2021 Perfect Game National Showcase, where he was named to the Top Prospect Team ... also participated in the 2021 USA Baseball PDP League ... member of the National Honor Society, National Society of High School Scholars, and Fellowship of Christian Athletes.

PERSONAL

Son of Kevin and Lyn Stanfield ... has one sibling, Kameryn ... born in Tallahassee, Florida, on July 27, 2003.

ALL GAMES

| Year | Avg | GP | GS | AB | R | H | 2B | 3B | HR | RBI | TB | SLG% | BB | HBP | SO | GDP | OB% | SF | SH | SB | ATT | PO | A | E | FLD% |
|------|------|----|----|-----|----|----|----|----|----|-----|----|------|----|-----|----|-----|------|----|----|----|-----|----|---|---|------|
| 2023 | .280 | 50 | 40 | 164 | 33 | 46 | 8 | 2 | 3 | 22 | 67 | .409 | 18 | 4 | 45 | 1 | .364 | 1 | 2 | 9 | 11 | 88 | 3 | 1 | .989 |

SEC GAMES ONLY

| Year | Avg | GP | GS | AB | R | H | 2B | 3B | HR | RBI | TB | SLG% | BB | HBP | SO | GDP | OB% | SF | SH | SB | ATT | PO | A | E | FLD% |
|------|------|----|----|-----|----|----|----|----|----|-----|----|------|----|-----|----|-----|------|----|----|----|-----|----|---|---|------|
| 2023 | .248 | 29 | 25 | 101 | 21 | 25 | 4 | 0 | 1 | 9 | 32 | .317 | 14 | 1 | 32 | 0 | .342 | 1 | 2 | 4 | 6 | 54 | 3 | 1 | .983 |





COOPER WEISS



POSITION
Infielder

CLASS
Graduate

BATS / THROWS
R/R

HEIGHT - WEIGHT
5-11 - 201

EXPERIENCE
TR-4Y

HOMETOWN
Fort Myers, Fla.

PREVIOUS SCHOOL
Miami (OH)/Coastal
Carolina

2022 – SENIOR YEAR AT MIAMI (OH)

Played and started in 53 games ... named the MAC Defensive Player of the Year after turning in a .989 fielding percentage at shortstop ... led the team with a .303 average ... ranked second in runs (48), hits (61), doubles (15), RBI (46) and total bases (114) ... ranked third with 12 homers ... was tops on the team by stealing 17-of-18 bases ... collected multiple hits in 17 contests and multiple RBI in 10 games ... homered and drove in a pair of runs in the season opener at Georgia Tech (Feb. 17) ... went 3-for-4 with a homer and four RBI at Cincinnati (Mar. 1) ... matched a season-high with three hits and drove in a season-high five runs at Eastern Michigan (Apr. 8) ... drove in four runs in back-to-back games at Northern Kentucky (Apr. 12) and Ohio (Apr. 14) ... homered four times in three games from Apr. 12-15, including a multi-homer game at Northern Kentucky ... went 3-for-5 and finished a triple shy of the cycle at Purdue (Apr. 26) ... went on a 15-game hitting streak from Apr. 12-May 6 ... finished the season by going 7-for-14 in three games at McNeese (May 17-19).

2022 – JUNIOR YEAR AT COASTAL CAROLINA

Played in 32 games and made 19 starts ... saw time at third base, first base and designated hitter ... hit .222 with two doubles, a triple, homer, 12 RBI and 15 runs scored ... collected a season high in hits on a 3-for-3 night vs. West Virginia (Feb. 21) ... went 2-for-3 with a homer vs. Ball State (Feb. 27) ... went 1-for-2 and reached base four times vs. Xavier (Mar. 11) ... reached base three times with two RBI, a run and stolen base in a win at nationally-ranked Clemson (Mar. 22) ... turned in a .929 fielding percentage.

CAREER HIGHS

At Bats: 6, three times
 Runs: 4, vs. Kent State (4/22/23)
 Hits: 3, nine times
 RBI: 6, at Georgia State (5/2/21)
 Doubles: 2, three times
 Triples: 1, six times
 HR: 2, at Northern Kentucky (4/12/23)
 Hit Streak: 15 (2023)
 Reach Base: 24 (2022-23)

MULTI-HIT GAMES

| Year | 2 | 3 | 4 | 5+ | Total |
|---------------|-----------|----------|-----------|-----------|-----------|
| 2020 | 1 | 3 | - | - | 4 |
| 2021 | 7 | - | - | - | 7 |
| 2022 | 2 | 1 | - | - | 3 |
| 2023 | 12 | 5 | - | - | 17 |
| Totals | 22 | 9 | -- | -- | 31 |

MULTI-RBI GAMES

| Year | 2 | 3 | 4 | 5+ | Total |
|---------------|-----------|----------|----------|----------|-----------|
| 2020 | 2 | 1 | 1 | - | 4 |
| 2021 | 2 | - | - | 1 | 3 |
| 2022 | 3 | - | - | - | 3 |
| 2023 | 3 | 3 | 3 | 1 | 10 |
| Totals | 10 | 4 | 4 | 2 | 20 |





2021 - SOPHOMORE YEAR AT COASTAL CAROLINA

Played and started in 44 games at third base ... earned Preseason All-Sun Belt honors ... tied for the league lead with four triples ... hit .208 with six doubles, three homers, 24 RBI and 27 runs ... reached base at a .377 clip ... recorded seven multi-hit games and three multi-RBI games ... went 2-for-6 with two doubles and reached base five times in a doubleheader vs. Duke (Feb. 21) ... went 2-for-4 with a homer and reached four times with two RBI and three runs vs. Davidson (Mar. 5) ... drove in a season-high six runs in a win at Georgia State (May 2) ... hit his third homer of the season at South Alabama (May 16) ... collected a pair of hits in all three games vs. Texas State (May 20-22), going 6-for-13 with three RBI and three runs in the series.

2020 - FRESHMAN YEAR AT COASTAL CAROLINA

2020 Collegiate Baseball Freshman All-American ... recognized by D1 Baseball as the Most Impressive Freshman in the Sun Belt ... played in 15 games and made 12 starts at third base ... led the team with a .372 average ... hit a pair of homers to go along with five doubles and 14 RBI ... scored 13 runs and stole five bases ... collected four multi-hit and multi-RBI games ... went 1-for-3 in his first career start vs. Saint Joseph's (Feb. 21) ... went 3-for-3 with two doubles and three runs vs. West Virginia (Feb. 23) ... combined to go 4-for-10 with six RBI in a sweep vs. Maryland (Feb. 28-Mar. 1) ... hit his first career homer vs. Charlotte (Mar. 3) and followed it with another long ball vs. Middle Tennessee (Mar. 7) ... matched a season high with three hits vs. Wake Forest (Mar. 11).

HIGH SCHOOL

Attended Canterbury School (FL) ... rated by Perfect Game as a top-10 player at his position in Florida ... was a finalist for the 2019 Fort Myers News-Press Baseball Player of the Year ... guided his team to three-straight Class 3A state championships from 2016-18 and a runner-up finish in 2019 ... holds school records for career home runs (14) and single-season home runs (10) ... helped lead Florida Burn to the 2018 WWBA World Championship ... also played golf.

PERSONAL

Son of Missy and David Weiss ... has one brother, Tucker ... his dad is a PGA Professional ... born in Providence, Rhode Island, on Aug. 19, 2000.



ALL GAMES

| Year | Avg | GP | GS | AB | R | H | 2B | 3B | HR | RBI | TB | SLG% | BB | HBP | SO | GDP | OB% | SF | SH | SB | ATT | PO | A | E | FLD% |
|--------------|-------------|------------|------------|------------|------------|------------|-----------|----------|-----------|-----------|------------|-------------|-----------|-----------|------------|----------|-------------|----------|-----------|-----------|-----------|------------|------------|-----------|-------------|
| 2020 (CCU) | .372 | 15 | 12 | 43 | 13 | 16 | 5 | 0 | 2 | 14 | 27 | .628 | 6 | 4 | 11 | 0 | .473 | 2 | 0 | 5 | 6 | 16 | 20 | 1 | .973 |
| 2021 (CCU) | .208 | 44 | 44 | 144 | 27 | 30 | 6 | 4 | 3 | 24 | 53 | .368 | 32 | 7 | 57 | 0 | .377 | 0 | 5 | 1 | 2 | 28 | 71 | 10 | .908 |
| 2022 (CCU) | .222 | 32 | 19 | 72 | 15 | 16 | 2 | 1 | 1 | 12 | 23 | .319 | 12 | 7 | 30 | 1 | .372 | 3 | 4 | 2 | 2 | 64 | 15 | 6 | .929 |
| 2023 (MU) | .303 | 53 | 53 | 201 | 48 | 61 | 15 | 1 | 12 | 46 | 114 | .567 | 35 | 8 | 53 | 0 | .424 | 1 | 7 | 17 | 18 | 64 | 116 | 2 | .989 |
| TOTAL | .267 | 144 | 128 | 460 | 103 | 123 | 28 | 6 | 18 | 96 | 217 | .472 | 85 | 26 | 151 | 1 | .406 | 6 | 16 | 25 | 28 | 172 | 222 | 19 | .954 |





CARTER WRIGHT



POSITION
Catcher

CLASS
Senior

BATS / THROWS
R/R

HEIGHT - WEIGHT
5-10 - 200

EXPERIENCE
TR-1L

HOMETOWN
Blairsville, Ga.

PREVIOUS SCHOOL
Iowa Western

2023 – JUNIOR YEAR

Played in 20 games and made seven starts behind the plate ... scored three runs and collected seven hits with seven RBI ... drew five walks and was hit by two pitches, good for a .359 on-base percentage ... hit .273 (3-for-11) with four of his seven RBI coming in SEC play ... made his Auburn debut in the series finale vs. Indiana (Feb. 19) ... made his first start at Jacksonville State (Mar. 8) ... scored a run at Georgia Tech (Mar. 14) ... collected his first hit, going 2-for-4 with a RBI, vs. South Alabama (Mar. 21) ... drew a bases-loaded walk in the bottom of the 11th inning of the series opener vs. Georgia (Mar. 23) ... turned in a two-RBI single in the six-run first inning vs. North Alabama (Mar. 28) ... drove in a pair of runs on a single and sacrifice fly vs. Texas A&M (Apr. 7) ... with 1-for-1 with a run vs. Mississippi State (Apr. 22) ... added a RBI single vs. Missouri (May 19) ... went 1-for-1 after entering the regional game vs. Penn (June 2) as a defensive replacement ... named to the 2022-23 First-Year SEC Academic Honor Roll.

2022 – SOPHOMORE YEAR AT IOWA WESTERN

Hit .371 with a .484 on-base percentage in 39 games ... drove in 43 runs, tied for the second most on the team, and scored 29 ... totaled nine doubles, a triple and a homer ... turned in a .987 fielding percentage behind the plate and threw out two-of-seven would-be base stealers ... collected multiple hits on 17 occasions ... drove in a career-high five runs at Southwestern (Apr. 6) ... named NJCAA Region XI First Team All-Region.

2021 – FRESHMAN YEAR AT IOWA WESTERN

Hit .353 with a .456 on-base percentage in 43 games ... collected eight doubles ... drove in 27 runs and scored 34 ... turned in a .995 fielding percentage behind the plate, committing just on error in 203 chances ... threw out nine-of-23 would-be base stealers ... went 2-for-3 in his college debut (Feb. 27) ... ultimately turned in multiple hits in 12 games.

HIGH SCHOOL

Attended Union County High School (GA) ... rated by Perfect Game as the No. 3 catcher in Georgia ... hit .315 in parts of five seasons on the Perfect Game circuit ... named to the Top Prospect Team at the 2018 National Underclass Showcase.

PERSONAL

Son of Terry and Beth Wright ... born in Gainesville, Georgia, on Aug. 15, 2002.

| CAREER HIGHS | |
|--------------|--------------------------------|
| At Bats: | 4, three times |
| Runs: | 1, three times |
| Hits: | 2, vs. South Alabama (3/21/23) |
| RBI: | 2, two times |
| Doubles: | None |
| Triples: | None |
| HR: | None |
| Hit Streak: | 2 (2023) |
| Reach Base: | 5 (2023) |

| MULTI-HIT GAMES | | | | | |
|-----------------|----------|-----------|-----------|-----------|----------|
| Year | 2 | 3 | 4 | 5+ | Total |
| 2023 | 1 | - | - | - | 1 |
| Totals | 1 | -- | -- | -- | 1 |

| MULTI-RBI GAMES | | | | | |
|-----------------|----------|-----------|-----------|-----------|----------|
| Year | 2 | 3 | 4 | 5+ | Total |
| 2023 | 2 | - | - | - | 2 |
| Totals | 2 | -- | -- | -- | 2 |

ALL GAMES

| Year | Avg | GP | GS | AB | R | H | 2B | 3B | HR | RBI | TB | SLG% | BB | HBP | SO | GDP | OB% | SF | SH | SB | ATT | PO | A | E | FLD% |
|------|------|----|----|----|---|---|----|----|----|-----|----|------|----|-----|----|-----|------|----|----|----|-----|----|----|---|-------|
| 2023 | .226 | 20 | 7 | 31 | 3 | 7 | 0 | 0 | 0 | 7 | 7 | .226 | 5 | 2 | 5 | 2 | .359 | 1 | 0 | 0 | 0 | 76 | 13 | 0 | 1.000 |

SEC GAMES ONLY

| Year | Avg | GP | GS | AB | R | H | 2B | 3B | HR | RBI | TB | SLG% | BB | HBP | SO | GDP | OB% | SF | SH | SB | ATT | PO | A | E | FLD% |
|------|------|----|----|----|---|---|----|----|----|-----|----|------|----|-----|----|-----|------|----|----|----|-----|----|---|---|-------|
| 2023 | .273 | 7 | 3 | 11 | 1 | 3 | 0 | 0 | 0 | 4 | 3 | .273 | 2 | 1 | 0 | 0 | .400 | 1 | 0 | 0 | 0 | 32 | 6 | 0 | 1.000 |



CADE #14
BELYEU OF

6-4 • 209 • Fr. • HS
Auburn, Ala. (Auburn)
L/R

HIGH SCHOOL

Attended Auburn High School (AL) ... tabbed by Perfect Game as the No. 3 player in Alabama, including the No. 2 outfielder ... ranked the No. 197 overall player in the class ... two-time ASWA All-State honoree — first team in 2023 and second team in 2022 ... hit .348 with 62 hits, including 11 doubles and 16 home runs, and 55 RBI in 64 games across his junior and senior seasons.

PERSONAL

Son of Staci and Roger Belyeu ... has one brother, Brock ... born in Opelika, Alabama, on Nov. 16, 2004.



COLE #16
EDWARDS OF/IF

6-5 • 213 • Fr. • HS
Hoover, Ala. (Spain Park)
R/R

HIGH SCHOOL

Attended Spain Park High School (AL) ... rated by Perfect Game as the No.31 player in the state, including the top-ranked first baseman ... two-time ASWA All-State honoree — first team in 2023 and second team in 2022 ... named the 2023 All-South Metro Player of the Year and Hitter of the Year ... earned 2023 Shelby County Hitter of the Year honors ... hit .421 with 45 hits, six doubles, three triples, four homers and 32 RBI as a senior.

PERSONAL

Son of Kristen and Dale Edwards ... has one sibling, Logan ... born in Hoover, Alabama, on May 25, 2005.



KALEB #10
FREEMAN IF

6-0 • 202 • Jr. • JC
Flowery Branch, Ga. (St. John's River)
B/R

2023 - SOPHOMORE YEAR AT ST. JOHN'S RIVER

Named 2023 NJCAA DII Second Team All-America ... led the team in the majority of offensive categories including average (.375), on-base percentage (.548), slugging (.755), runs (75), doubles (29), and tied for the lead in home runs (15) ... led NJCAA DII in walks (71) and ranked second in doubles ... ranked second on the team in hits (75) and third in RBI (56) ... collected multiple hits in 23 games and multiple RBI in 14 contests ... went 3-for-4 with two doubles and a season-high five RBI on Jan. 29 ... homered in four straight games from Mar. 20-25 ... drew five walks in a game on May 5 ... reached base in all but three games throughout the season.

2022 - FRESHMAN YEAR AT NORTH GEORGIA

Hit .300 and reached base at a .437 clip in 27 games ... collected 30 hits, including nine doubles and one homer, and drove in 20 runs ... drew 20 walks and struck out 17 times ... played 23 games at catcher, two at third base and two as the designated hitter ... named the Peach Belt Conference Freshman of the Week on Feb. 8 after going 4-for-10 with two doubles and four RBI in his first three collegiate games.

HIGH SCHOOL

Attended Flowery Branch High School (GA) ... rated by Perfect Game as a top 25 player at his position in Georgia ... 2021 Georgia Dugout Club Class AAAA First Team All-State ... also played football.

PERSONAL

Son of Misty and James Freeman ... has one brother, Jackson ... born in Gainesville, Georgia, on Nov. 11, 2002.





GRIFFIN #32
GRAVES LHP
 5-10 • 184 • Fr. • HS
 Jackson, Tenn. (Trinity Christian)
 L/L

HIGH SCHOOL

Attended Trinity Christian Academy (TN) ... rated by Perfect Game as the No. 79 overall player in the class, including the No. 2 player and left-handed pitcher in Tennessee ... 2022 National Showcase and 2021 Jr. National Showcase participant ... named to the 2022 National Showcase Top Prospect Team ... four-year member of the Trinity Christian varsity team ... two-time TSWA Division II-A First Team All-State ... 2023 Tennessee Gatorade Player of the Year candidate ... turned in a 0.91 ERA and struck out 125 while allowing only 10 hits in 53.2 innings as a senior ... also turned in a .508 average at the plate ... struck out 119 in 57.0 innings and recorded a 1.60 ERA as a junior ... named the 2021 TSSAA Newcomer of the Year ... registered 316 strikeouts in 148.2 innings in his career ... also played basketball.

PERSONAL

Son of Mandy and Brian Graves ... has one sibling, Journey ... born in Jackson, Tennessee, on Nov. 6, 2004.



ERIC #8
GUEVARA IF
 5-11 • 204 • Fr. • HS
 Parque Lefevre, Panama (Georgia Premier)
 R/R

HIGH SCHOOL

Attended Bulloch Academy and Georgia Premier Academy ... rated by Perfect Game as a top-300 player nationally and the No. 26 player in Georgia, including the No. 8 shortstop ... represented the East Team in the 2021 Perfect Game Underclass All-American Games ... 2022 National Showcase and 2021 Jr. National Showcase participant ... named to the 2020 National Underclass Showcase and 2021 Underclass All-American Games Top Prospect Teams ... competed for the Panama National Team at the 2022 WBSC U18 Baseball World Cup and led the team to an eighth place finish ... hit a walk-off sac fly to lead Panama over Australia ... hit a solo homer in the fourth inning and RBI double in the fifth inning of the team's final game.

PERSONAL

Son of Jackna and Eric Guevara ... has one brother, Diego ... born in Panama City, Panama, on Oct. 28, 2004.



KONNER #53
KEPLINGER LHP
 6-0 • 183 • Fr. • HS
 Morris, Ala. (Mortimer Jordan)
 R/L

HIGH SCHOOL

Attended Mortimer Jordan High School (AL) ... rated by Perfect Game as the No. 16 overall player in the state, including the No. 3 left-handed pitcher ... 2023 ASWA Class 6A First Team All-State ... holds the school records for career strikeouts (301), wins (23), ERA (1.26) and single-season strikeouts (138) ... his senior season strikeout total was the fifth most in the country ... also played football and wrestled.

PERSONAL

Son of Michelle and Keith Keplinger ... has one sister, Kaitlyn, who is a senior at Auburn ... born in Birmingham, Alabama, on June 25, 2004.



TY #51
MAULDIN IF
 5-11 • 187 • R-Jr. • RS
 Trussville, Ala. (Snead State)
 L/R

2023 - JUNIOR SEASON

Did not compete.

2022 - SOPHOMORE SEASON AT SNEAD STATE

Hit .355 with a .421 on-base percentage in 48 games ... totaled seven doubles, one triple, one homer and 35 RBI ... walked 17 times ... scored 27 runs ... collected 14 multi-hit games, including a trio of three-hit efforts, and nine multi-RBI games ... hit his first homer at Wallace Dothan (May 17).

2021 - FRESHMAN SEASON AT SNEAD STATE

Hit .306 and reached base at a .443 clip in 25 games ... collected three doubles and one triple ... drove in 11 runs and scored 17 ... walked 15 times ... collected his first hit and RBI at Georgia Highlands (Feb. 7) ... recorded multiple hits in four straight games from Apr. 3-11.

HIGH SCHOOL

Attended Hewitt-Trussville High School (AL) ... rated by Perfect Game as the No. 7 second baseman in the state ... 2018 and 2019 ASWA 7A First Team All-State.

PERSONAL

Son of Jeff and Chrissy Mauldin ... has two sisters, Sara Grace and Caroline ... born in Birmingham, Alabama, on Mar. 8, 2001.



CONNER #38
McBRIDE RHP

6-1 • 205 • Jr. • JC
San Diego, Calif. (St. John's River)
R/R

2023 - SOPHOMORE YEAR AT ST. JOHN'S RIVER

Named NJCAA DII Third Team All-American and FCSAA Pitcher of the Year ... went 9-3 with a 3.64 ERA in 17 starts ... led the team in strikeouts (110) and innings (96.1) ... led NJCAA DII in innings, ranked second in strikeouts and seventh in wins ... threw three complete games ... struck out 10 in 5.0 scoreless innings vs. South Georgia State (Feb. 4) ... struck out a season-high 12 batters in 6.2 innings vs. East Mississippi (Feb. 17) ... turned in his first complete game at Florida State Jacksonville (Mar. 5) ... struck out eight in 6.0 scoreless at Florida State Jacksonville (Apr. 7) ... matched a season high with 7.0 innings at South Florida State (Apr. 22) ... turned in a quality outing in two of his last three starts.

2022 - FRESHMAN YEAR AT PALOMAR

Went 1-1 with a 5.50 ERA in 16 appearances ... struck out 21 batters in 18.0 innings ... turned in a scoreless inning in his collegiate debut (Feb. 5) ... didn't allow a run and allowed just one hit in his first three appearances ... earned his first win vs. Riverside (Feb. 19) ... struck out three batters in 2.0 innings vs. Pasadena City (May 7) ... struck out three batters in a scoreless inning vs. Ohlone (May 28).

PERSONAL

Son of Jamie McBride and Sean Kelley ... has three siblings, Kaitlyn McBride, Nick Kelley and Noah Kelley ... born in San Diego, California, on May 15, 2000 ... attended Rancho Bernardo High School (CA).



ALEX #43
PETROVIC RHP

6-5 • 232 • Fr. • HS
Cypress, Texas (Concordia Lutheran)
R/R

HIGH SCHOOL

Attended Concordia Lutheran High School (TX) ... rated by Perfect Game as a top 100 player in Texas, including the No. 34 right-handed pitcher ... two-time TAPPS First Team All-State (2022-23) ... hit .487 with 21 RBI as a senior ... struck out eight in 6.0 scoreless innings on the mound ... went 8-1 with a 0.26 ERA and struck out 71 in 53.0 innings as a junior ... hit .352 with 14 doubles, two homers and 33 RBI ... also played basketball.

PERSONAL

Son of Rachele and Zeljko Petrovic ... has two siblings, Kate and Luka ... his parents played basketball at Oberlin College (OH) and his sister played at Loyola University in New Orleans ... born in Cypress, Texas, on May 27, 2004.



SAM #52
ROBERTSON IF

6-2 • 176 • Fr. • HS
Oxford, Ala. (Oxford)
R/R

HIGH SCHOOL

Attended Towns County High School (GA) ... reclassified from the class of 2024 ... rated by Perfect Game as the No. 19 overall player and No. 2 left-handed pitcher in Georgia ... 2022 Perfect Game National Showcase participant ... 2020 Perfect Game National Underclass Showcase Top Prospect Team ... also played basketball and ran cross country.

PERSONAL

Son of Lisa and Walt Sofield ... has one sibling, Kori Roach ... born in Mount Holly, New Jersey, on Nov. 25, 2005.



BEN #13
SCHORR RHP

6-0 • 209 • R-Jr. • RS
Columbus, Ga. (Columbus)
R/R

2023 - REDSHIRT SOPHOMORE YEAR

Did not compete.

2022 - REDSHIRT FRESHMAN YEAR

Made two appearances on the year, one as a defensive replacement at catcher against UAB (Mar. 2) and the other as a pinch hitter against Kennesaw State (Apr. 20).

2021 - FRESHMAN YEAR

Did not see action ... named to the 2020-21 First-Year SEC Academic Honor Roll.

HIGH SCHOOL

Product of Columbus High School and the East Coast Sox Select ... rated by Perfect Game as the No. 3 catcher in Georgia ... participated in the Perfect Game National Showcase on a pair of occasions and was named to the 2018 Jr. National Showcase Top Prospect Team ... competed in the 2018 Perfect Game Underclass All-American Game and was named a 2019 Preseason Third Team All-American ... played and started in 68 games while turning in nine home runs and 53 RBI as a sophomore and junior ... two-time Columbus Ledger-Enquirer All-Bi City and Georgia Dugout All-State honoree ... helped lead his team to the 4A Regional Final in three straight seasons and the state quarterfinals twice.

PERSONAL

Son of Doug and Ainslie Schorr ... has two siblings, Stanton and Gigi ... his brother, Staton, is a professional golfer and his sister, Gigi, played soccer at Alabama.





DREW #49
SOFIELD LHP
 6-2 • 206 • Fr. • HS
 Young Harris, Ga. (Towns County)
 L/L

HIGH SCHOOL

Attended Towns County High School (GA) ... reclassified from the class of 2024 ... rated by Perfect Game as the No. 19 overall player and No. 2 left-handed pitcher in Georgia ... 2022 Perfect Game National Showcase participant ... 2020 Perfect Game National Underclass Showcase Top Prospect Team ... also played basketball and ran cross country.

PERSONAL

Son of Lisa and Walt Sofield ... has one sibling, Kori Roach ... born in Mount Holly, New Jersey, on Nov. 25, 2005.



CALE #6
STRICKLIN C
 5-10 • 197 • Fr. • HS
 Watkinsville, Ga. (North Oconee)
 R/R

HIGH SCHOOL

Attended North Oconee High School (GA) ... rated by Perfect Game as a top-300 player in the class, including the No. 35 overall player and No. 1 catcher in Georgia ... 2023 Region 8-AAAA Player of the Year and First Team All-State ... hit .474 as a senior ... hit .647 with eight RBI while also striking out six in 5.2 innings in the 2023 playoffs ... recorded the final nine outs on the mound in the state championship game ... two-time state champion (2022-23).

PERSONAL

Son of Cheri and Scott Stricklin ... has two siblings, Sydney and Keaton ... his dad has been a head baseball coach at Georgia (2014-23) and Kent State (2005-13) and an assistant coach at Georgia Tech (2002-04) and Vanderbilt (2000-01) ... born in Atlanta, Georgia, on June 14, 2005.



CAM #40
TILLY RHP
 6-1 • 201 • Fr. • HS
 Newburgh, Ind. (Castle)
 R/R

HIGH SCHOOL

Attended Castle High School (IN) ... rated by Perfect Game as the No. 124 overall player in the class ... tabbed the No. 3 overall player and top-ranked right-handed pitcher in Indiana ... won gold with USA Baseball U18 National Team at 2022 WBSC Baseball World Cup ... went 1-0 with a 2.10 ERA in four appearances and 6.2 innings for the national team ... posted a 0.51 ERA and struck out 225 batters in his three-year high school career ... 2023 IHSBCA First Team All-State and Courier & Press Player of the Year ... participated in the 2022 Prospect Development Pipeline League ... 2021 Perfect Game Jr. National Showcase participant ... went 7-0 with a 0.68 ERA as a junior ... rated by Baseball America as the No. 125 prospect and MLB.com as the No. 208 prospect for the 2023 MLB Draft.

PERSONAL

Son of Andrea and Jeff Tilly ... has one sibling, Graham ... born in Newburgh, Indiana, on June 27, 2004.



DYLAN #20
WATTS RHP
 6-2 • 187 • So. • JC
 Enumclaw, Wash. (Tacoma)
 R/R

2023 - FRESHMAN YEAR AT TACOMA

Named 2023 NWAC First Team All-Region and 2023 First Team All-NWAC ... went 3-0 with a 0.23 ERA in 14 appearances and two starts ... led the conference in ERA ... ranked third in the league with six saves ... struck out 42 batters and issued seven walks in 38.1 innings ... ranked second in the conference with a 0.76 WHIP ... earned the save in 3.2 scoreless innings in the season opener at Everett (Feb. 17) ... earned the win in a season-high 5.0 innings vs. Bellevue (Mar. 5) ... recorded a save in three straight appearances from Apr. 15-29 ... struck out a season-high eight batters in 4.0 scoreless innings vs. Pierce (May 7) ... earned the win and struck out six in 4.0 scoreless vs. Big Bend (May 19) ... selected by the Milwaukee Brewers in the 18th round of the 2023 MLB Draft.

HIGH SCHOOL

Attended Enumclaw High School (WA) ... two-time SP5L 2A Most Valuable Player (2021-22) ... rated by Northwest Baseball as the No. 6 player in the state ... 2022 all-state honoree ... named to Team Rainier in the 2022 Washing High School Baseball Series.

PERSONAL

Son of Jennifer and Jeremy Watts ... has three brothers, Jeremy, Tyler and Nolan ... born in Renton, Washington, on July 15, 2004.



2023 Auburn Baseball
Overall Statistics for Auburn (as of Jun 03, 2023)
(All games Sorted by Batting avg)



Record: 34-23-1 Home: 23-11-1 Away: 8-10 Neutral: 3-2 SEC: 17-13

| Player | avg | gp-gs | ab | r | h | 2b | 3b | hr | rbi | tb | slg% | bb | hp | so | gdp | ob% | sf | sh | sb-att | po | a | e | fld% | |
|---------------------|------|-------|------|-----|-----|-----|----|----|-----|-----|------|-----|----|-----|-----|------|----|----|--------|------|-----|----|-------|--|
| 18 Irish, Ike | .361 | 58-58 | 238 | 48 | 86 | 24 | 1 | 6 | 50 | 130 | .546 | 26 | 5 | 45 | 7 | .429 | 4 | 0 | 3-3 | 100 | 3 | 3 | .972 | |
| 8 Ware, Bryson | .350 | 58-58 | 223 | 66 | 78 | 11 | 1 | 24 | 63 | 163 | .731 | 30 | 9 | 46 | 6 | .438 | 5 | 3 | 6-8 | 38 | 79 | 11 | .914 | |
| 27 Pearce, Bobby | .343 | 46-45 | 181 | 43 | 62 | 10 | 2 | 5 | 26 | 91 | .503 | 15 | 8 | 37 | 1 | .411 | 3 | 0 | 4-5 | 94 | 7 | 4 | .962 | |
| 7 Foster, Cole | .336 | 55-55 | 223 | 57 | 75 | 13 | 0 | 13 | 49 | 127 | .570 | 30 | 7 | 50 | 3 | .429 | 1 | 2 | 5-7 | 69 | 138 | 5 | .976 | |
| 3 Stanfield, Chris | .280 | 50-40 | 164 | 33 | 46 | 8 | 2 | 3 | 22 | 67 | .409 | 18 | 4 | 45 | 1 | .364 | 1 | 2 | 9-11 | 88 | 3 | 1 | .989 | |
| 5 Howell, Kason | .276 | 57-57 | 214 | 38 | 59 | 23 | 3 | 4 | 39 | 100 | .467 | 27 | 9 | 44 | 3 | .377 | 2 | 2 | 6-6 | 160 | 3 | 1 | .994 | |
| 26 McMurray, Cooper | .272 | 43-41 | 136 | 37 | 37 | 6 | 0 | 14 | 49 | 85 | .625 | 45 | 4 | 51 | 1 | .460 | 2 | 0 | 1-1 | 267 | 9 | 2 | .993 | |
| 14 Kirby, Justin | .246 | 39-34 | 130 | 26 | 32 | 9 | 1 | 8 | 29 | 67 | .515 | 27 | 3 | 45 | 0 | .383 | 2 | 1 | 6-6 | 56 | 2 | 0 | 1.000 | |
| 1 Green, Caden | .211 | 51-48 | 147 | 23 | 31 | 4 | 0 | 2 | 21 | 41 | .279 | 21 | 7 | 37 | 4 | .331 | 3 | 5 | 2-3 | 76 | 104 | 3 | .984 | |
| 24 LaRue, Nate | .177 | 48-45 | 141 | 17 | 25 | 2 | 0 | 5 | 15 | 42 | .298 | 18 | 3 | 58 | 1 | .282 | 1 | 1 | 4-6 | 373 | 32 | 3 | .993 | |
| ----- | | | | | | | | | | | | | | | | | | | | | | | | |
| 11 Miller, Gavin | .273 | 14-4 | 22 | 3 | 6 | 2 | 0 | 0 | 2 | 8 | .364 | 4 | 3 | 8 | 0 | .448 | 0 | 0 | 0-0 | 4 | 12 | 2 | .889 | |
| 2 Hall, Josh | .250 | 22-3 | 16 | 6 | 4 | 0 | 0 | 0 | 4 | 4 | .250 | 3 | 0 | 7 | 0 | .368 | 0 | 0 | 1-1 | 5 | 1 | 0 | 1.000 | |
| 4 Wright, Carter | .226 | 20-7 | 31 | 3 | 7 | 0 | 0 | 0 | 7 | 7 | .226 | 5 | 2 | 5 | 2 | .359 | 1 | 0 | 0-0 | 76 | 13 | 0 | 1.000 | |
| 6 Dyal, Ryan | .222 | 12-7 | 27 | 4 | 6 | 0 | 0 | 0 | 3 | 6 | .222 | 3 | 2 | 6 | 0 | .344 | 0 | 0 | 0-0 | 43 | 4 | 1 | .979 | |
| 16 Hill, Cam | .200 | 10-4 | 15 | 1 | 3 | 0 | 0 | 0 | 2 | 3 | .200 | 4 | 0 | 5 | 2 | .368 | 0 | 0 | 0-0 | 19 | 0 | 0 | 1.000 | |
| 10 Wortham, Brody | .194 | 18-4 | 31 | 6 | 6 | 0 | 0 | 0 | 5 | 6 | .194 | 3 | 2 | 5 | 0 | .306 | 0 | 0 | 0-0 | 31 | 10 | 1 | .976 | |
| 31 Bello, Mike | .156 | 16-5 | 32 | 4 | 5 | 0 | 0 | 0 | 3 | 5 | .156 | 2 | 0 | 9 | 0 | .200 | 1 | 0 | 0-0 | 10 | 0 | 0 | 1.000 | |
| 9 Moss, Brody | .150 | 15-7 | 20 | 4 | 3 | 0 | 0 | 0 | 5 | 3 | .150 | 6 | 1 | 5 | 0 | .357 | 1 | 0 | 0-0 | 8 | 11 | 1 | .950 | |
| Totals | .287 | 58 | 1991 | 419 | 571 | 112 | 10 | 84 | 394 | 955 | .480 | 287 | 69 | 508 | 31 | .390 | 27 | 16 | 47-57 | 1527 | 474 | 46 | .978 | |
| Opponents | .271 | 58 | 1977 | 358 | 536 | 105 | 3 | 59 | 336 | 824 | .417 | 287 | 65 | 502 | 29 | .377 | 25 | 16 | 38-50 | 1492 | 475 | 48 | .976 | |

LOB - Team (479), Opp (485). DPs turned - Team (40), Opp (37). IBB - Team (8), Ware, B. 5, Irish, I. 1, Foster, C. 1, Stanfield, C 1, Opp (5). Picked off - Hall, J. 1, LaRue, N. 1.

(All games Sorted by Earned run avg)

| Player | era | w-l | app | gs | cg | sho | sv | ip | h | r | er | bb | so | 2b | 3b | hr | b/avg | wp | hp | bks | sfa | sha | | |
|------------------------|-------|-------|-----|----|----|-----|----|-------|-----|-----|-----|-----|-----|-----|----|----|-------|----|----|-----|-----|-----|--|--|
| 21 Vail, Tommy | 3.76 | 5-2 | 17 | 14 | 0 | 0/0 | 0 | 69.1 | 45 | 34 | 29 | 42 | 81 | 8 | 0 | 6 | .184 | 3 | 4 | 0 | 2 | 1 | | |
| 29 Herberholz,Christia | 4.18 | 1-3 | 17 | 8 | 0 | 0/0 | 0 | 47.1 | 51 | 26 | 22 | 22 | 41 | 15 | 0 | 5 | .283 | 4 | 2 | 0 | 2 | 3 | | |
| 33 Cannon, Will | 4.41 | 3-2 | 23 | 3 | 0 | 0/0 | 5 | 49.0 | 54 | 27 | 24 | 28 | 44 | 15 | 0 | 4 | .289 | 5 | 8 | 0 | 4 | 3 | | |
| 46 Allsup, Chase | 5.47 | 1-2 | 20 | 8 | 0 | 0/1 | 2 | 49.1 | 53 | 33 | 30 | 33 | 49 | 7 | 1 | 6 | .273 | 7 | 5 | 0 | 3 | 2 | | |
| 25 Bauman, Tanner | 5.77 | 4-1 | 22 | 3 | 0 | 0/1 | 1 | 53.0 | 53 | 35 | 34 | 28 | 42 | 9 | 1 | 7 | .260 | 4 | 12 | 1 | 2 | 2 | | |
| ----- | | | | | | | | | | | | | | | | | | | | | | | | |
| 45 Gonzalez, Joseph | 0.00 | 1-0 | 1 | 1 | 0 | 0/0 | 0 | 5.0 | 2 | 0 | 0 | 0 | 1 | 1 | 0 | 0 | .125 | 0 | 0 | 0 | 0 | 0 | | |
| 23 Carlson, Parker | 4.50 | 1-1 | 15 | 0 | 0 | 0/0 | 1 | 16.0 | 17 | 10 | 8 | 16 | 20 | 1 | 0 | 0 | .266 | 1 | 2 | 0 | 1 | 0 | | |
| 41 Armstrong, John | 5.40 | 6-2 | 22 | 1 | 0 | 0/0 | 2 | 36.2 | 38 | 27 | 22 | 20 | 34 | 4 | 0 | 5 | .266 | 5 | 8 | 2 | 2 | 2 | | |
| 77 Crotchfelt, Zach | 5.62 | 1-2 | 17 | 6 | 0 | 0/0 | 1 | 41.2 | 41 | 32 | 26 | 25 | 45 | 7 | 1 | 5 | .253 | 5 | 1 | 0 | 0 | 1 | | |
| 43 Isbell, Chase | 5.94 | 3-1 | 23 | 1 | 0 | 0/0 | 2 | 33.1 | 34 | 22 | 22 | 17 | 42 | 3 | 0 | 7 | .264 | 3 | 4 | 0 | 1 | 1 | | |
| 12 Nelson, Drew | 6.34 | 3-3 | 18 | 5 | 1 | 0/0 | 1 | 32.2 | 26 | 24 | 23 | 20 | 32 | 9 | 0 | 3 | .220 | 4 | 6 | 2 | 4 | 0 | | |
| 54 Copeland, Konner | 7.52 | 4-2 | 17 | 6 | 0 | 0/0 | 0 | 40.2 | 60 | 36 | 34 | 12 | 39 | 18 | 0 | 4 | .349 | 0 | 4 | 0 | 3 | 0 | | |
| 17 Horne, Trevor | 9.64 | 0-1 | 9 | 0 | 0 | 0/0 | 0 | 9.1 | 11 | 10 | 10 | 6 | 9 | 0 | 0 | 1 | .282 | 1 | 0 | 0 | 0 | 0 | | |
| 22 Murphy, Hayden | 11.00 | 1-0 | 12 | 1 | 0 | 0/0 | 0 | 18.0 | 32 | 22 | 22 | 8 | 11 | 6 | 0 | 6 | .386 | 2 | 3 | 0 | 1 | 1 | | |
| 20 Sheehan, Tommy | 13.50 | 0-1 | 4 | 1 | 0 | 0/0 | 0 | 2.2 | 3 | 4 | 4 | 6 | 6 | 0 | 0 | 0 | .273 | 1 | 3 | 0 | 0 | 0 | | |
| 44 Olson, Ryan | 18.00 | 0-0 | 4 | 0 | 0 | 0/0 | 0 | 2.0 | 6 | 4 | 4 | 2 | 3 | 0 | 0 | 0 | .545 | 0 | 0 | 0 | 0 | 0 | | |
| 47 Keshock, Cameron | 36.00 | 0-0 | 5 | 0 | 0 | 0/0 | 0 | 3.0 | 10 | 12 | 12 | 2 | 3 | 2 | 0 | 0 | .526 | 1 | 3 | 0 | 0 | 0 | | |
| Totals | 5.76 | 34-23 | 58 | 58 | 1 | 1/1 | 15 | 509.0 | 536 | 358 | 326 | 287 | 502 | 105 | 3 | 59 | .271 | 46 | 65 | 5 | 25 | 16 | | |
| Opponents | 7.08 | 23-34 | 58 | 58 | 0 | 2/2 | 14 | 497.1 | 571 | 419 | 391 | 287 | 508 | 112 | 10 | 84 | .287 | 60 | 69 | 5 | 27 | 16 | | |

PB - Team (13), LaRue, N. 10, Wright, C. 3, Opp (6). Pickoffs - Team (9), LaRue, N. 6, Crotchfelt,Z 1, Copeland, K. 1, Cannon, W. 1, Opp (2). SBA/ATT - LaRue, N. (26-35), Allsup, C. (5-7), Crotchfelt,Z (4-6), Nelson, D. (6-6), Bauman, T. (5-6), Irish, I. (5-5), Wright, C. (4-5), Herberholz,C (2-5), Cannon, W. (2-4), Horne, T. (3-3), Vail, T. (2-3), Carlson, P. (3-3), Dyal, R. (3-3), Olson, R. (2-2), Isbell, C. (2-2), Copeland, K. (0-1), Sheehan, T. (1-1), Murphy, H. (1-1).



2023 HITTING NOTES

2023 MULTI-HIT GAMES

Table with columns 2, 3, 4, 5+, Total. Lists players like Ike Irish, Bryson Ware, Cole Foster, Bobby Peirce, Kason Howell, Chris Stanfield, Justin Kirby, Cooper McMurray, Caden Green, Nate LaRue, Mike Bello, Josh Hall, Gavin Miller, Brody Moss, Brody Wortham, Carter Wright.

CAREER AUBURN MULTI-HIT GAMES

Table with columns 2, 3, 4, 5+, Total. Lists career multi-hit games for players like Kason Howell, Bryson Ware, Cole Foster, Ike Irish, Bobby Peirce, Cam Hill, Nate LaRue, Chris Stanfield, Justin Kirby, Ryan Dyal, Josh Hall, Cooper McMurray, Caden Green, Mike Bello, Gavin Miller, Brody Moss, Brody Wortham, Carter Wright.

2023 MULTI-RBI GAMES

Table with columns 2, 3, 4, 5+, Total. Lists multi-RBI games for players like Bryson Ware, Ike Irish, Cooper McMurray, Cole Foster, Kason Howell, Justin Kirby, Chris Stanfield, Bobby Peirce, Caden Green, Nate LaRue, Josh Hall, Carter Wright, Cam Hill, Gavin Miller, Brody Moss, Brody Wortham.

CAREER AUBURN MULTI-RBI GAMES

Table with columns 2, 3, 4, 5+, Total. Lists career multi-RBI games for players like Bryson Ware, Kason Howell, Cole Foster, Ike Irish, Nate LaRue, Cooper McMurray, Bobby Peirce, Cam Hill, Ryan Dyal, Justin Kirby, Chris Stanfield, Josh Hall, Caden Green, Mike Bello, Carter Wright, Gavin Miller, Brody Moss, Brody Wortham.

CAREER AUBURN STARTS

Table with columns Career, Consec. Lists career starts for players like Kason Howell, Bryson Ware, Cole Foster, Nate LaRue, Bobby Peirce, Cam Hill, Ike Irish, Ryan Dyal, Caden Green, Cooper McMurray, Chris Stanfield, Justin Kirby, Mike Bello, Josh Hall, Brody Moss, Carter Wright, Gavin Miller, Brody Wortham.

TEAM NOTES

Auburn Overall SEC Rankings and Auburn SEC-Only Rankings. Categories include Avg., Hits, 2B, HR, BB with corresponding ranks and numbers.

2023 AUBURN HOME RUNS

Main table listing home runs by player (#), opponent (date), and pitcher. Includes columns for No., Player (#), Opponent (Date), On, Outs, Inn., and Pitcher.

AUBURN CAREER HOME RUN BREAKDOWN

Table showing career home run breakdown by player, categorized by 1R, 2R, 3R, GS, Career, Home, Road, Last.

AUBURN HITTING STREAKS

Table showing current and career hitting streaks for players like Mike Bello, Ryan Dyal, Cole Foster, Caden Green, Josh Hall, Cam Hill, Kason Howell, Ike Irish, Justin Kirby, Nate LaRue, C. McMurray, Gavin Miller, Brody Moss, Bobby Peirce, Chris Stanfield, Bryson Ware, Brody Wortham, Carter Wright.

AUBURN REACHED BASE STREAKS

Table showing current and career streaks for reaching bases for players like Mike Bello, Ryan Dyal, Cole Foster, Caden Green, Josh Hall, Cam Hill, Kason Howell, Ike Irish, Justin Kirby, Nate LaRue, C. McMurray, Gavin Miller, Brody Moss, Bobby Peirce, Chris Stanfield, Bryson Ware, Brody Wortham, Carter Wright.

BUNT HITS

Table showing bunt hits for players like Kason Howell, Ike Irish, Bryson Ware, Josh Hall, Bobby Peirce, and a total of 14.

SAC BUNTS

Table showing sac bunts for players like Caden Green, Bryson Ware, Cole Foster, Kason Howell, Chris Stanfield, Justin Kirby, Nate LaRue, and a total of 16.

SAC FLIES

Table showing sac flies for players like Bryson Ware, Ike Irish, Bobby Peirce, Caden Green, Kason Howell, Justin Kirby, Cooper McMurray, Mike Bello, Cole Foster, Nate LaRue, Brody Moss, Chris Stanfield, Carter Wright, and a total of 27.

OUTFIELD ASSISTS

Table showing outfield assists for players like Bobby Peirce, Kason Howell, Chris Stanfield, Justin Kirby, Josh Hall, and a total of 16.

PINCH HITS

Table showing pinch hits for players like Chris Stanfield, Cooper McMurray, Gavin Miller, Brody Wortham, Mike Bello, Cam Hill, and a total of 11.





2023 GAME-BY-GAME HITTING

2023 Auburn Baseball
Team Game-by-Game for Auburn (as of Jun 04, 2023)
Batting (All games)

| Date | Opponent | ab | r | h | rbi | 2b | 3b | hr | tb | bb | ibb | sb | cs | hbp | sac | sf | gdp | k | po | a | e | lob | avg |
|---------|----------------------|------|-----|-----|-----|-----|----|----|-----|-----|-----|----|----|-----|-----|----|-----|-----|------|-----|----|-----|------|
| Feb 17 | INDIANA | 36 | 8 | 11 | 6 | 2 | 0 | 1 | 16 | 7 | 0 | 0 | 0 | 0 | 0 | 1 | 0 | 11 | 27 | 11 | 1 | 12 | .306 |
| Feb 18 | INDIANA | 28 | 6 | 8 | 6 | 4 | 0 | 0 | 12 | 9 | 0 | 1 | 0 | 2 | 2 | 0 | 2 | 4 | 27 | 12 | 1 | 11 | .297 |
| Feb 19 | INDIANA | 35 | 2 | 8 | 2 | 2 | 0 | 1 | 13 | 2 | 0 | 0 | 0 | 0 | 0 | 0 | 0 | 9 | 27 | 8 | 0 | 8 | .273 |
| Feb 21 | vs North Alabama | 28 | 13 | 15 | 13 | 1 | 0 | 2 | 22 | 6 | 0 | 0 | 0 | 3 | 0 | 2 | 1 | 3 | 21 | 4 | 0 | 8 | .331 |
| Feb 24 | USC | 29 | 5 | 9 | 5 | 1 | 0 | 1 | 13 | 3 | 0 | 1 | 1 | 1 | 1 | 0 | 0 | 5 | 27 | 8 | 0 | 5 | .327 |
| Feb 25 | USC | 39 | 12 | 14 | 12 | 2 | 0 | 2 | 22 | 2 | 0 | 1 | 0 | 3 | 0 | 0 | 0 | 3 | 27 | 10 | 2 | 8 | .333 |
| Feb 26 | USC | 43 | 12 | 15 | 10 | 0 | 1 | 3 | 26 | 8 | 1 | 1 | 0 | 0 | 1 | 0 | 0 | 9 | 27 | 12 | 1 | 13 | .336 |
| Mar 01 | FLORIDA A&M | 28 | 18 | 11 | 17 | 0 | 1 | 3 | 22 | 14 | 0 | 0 | 0 | 3 | 0 | 1 | 2 | 3 | 21 | 10 | 1 | 8 | .342 |
| Mar 03 | LIPSCOMB | 34 | 7 | 11 | 7 | 5 | 0 | 1 | 19 | 4 | 0 | 2 | 0 | 1 | 0 | 0 | 1 | 10 | 27 | 6 | 0 | 8 | .340 |
| Mar 04 | LIPSCOMB | 43 | 12 | 17 | 11 | 8 | 0 | 1 | 28 | 4 | 1 | 1 | 0 | 2 | 0 | 0 | 0 | 14 | 27 | 12 | 0 | 12 | .347 |
| Mar 05 | LIPSCOMB | 30 | 4 | 6 | 4 | 2 | 1 | 1 | 13 | 4 | 0 | 1 | 0 | 0 | 0 | 0 | 0 | 7 | 27 | 9 | 1 | 6 | .335 |
| Mar 07 | UAB | 28 | 4 | 4 | 4 | 1 | 1 | 1 | 10 | 1 | 0 | 0 | 0 | 1 | 0 | 1 | 0 | 3 | 27 | 9 | 0 | 3 | .322 |
| Mar 08 | at Jacksonville Stat | 38 | 6 | 12 | 6 | 2 | 0 | 0 | 14 | 4 | 0 | 2 | 1 | 2 | 0 | 0 | 0 | 9 | 27 | 5 | 1 | 11 | .321 |
| Mar 10 | SOUTHEASTERN | 34 | 7 | 11 | 7 | 3 | 1 | 1 | 19 | 8 | 0 | 1 | 0 | 0 | 0 | 1 | 0 | 6 | 27 | 14 | 0 | 12 | .321 |
| Mar 11 | SOUTHEASTERN | 31 | 3 | 8 | 3 | 3 | 0 | 1 | 14 | 2 | 0 | 0 | 1 | 2 | 0 | 1 | 1 | 9 | 27 | 9 | 1 | 6 | .317 |
| Mar 11 | SOUTHEASTERN | 30 | 7 | 7 | 7 | 3 | 0 | 1 | 13 | 12 | 1 | 0 | 0 | 0 | 0 | 0 | 3 | 10 | 27 | 7 | 2 | 8 | .313 |
| Mar 14 | GEORGIA TECH | 54 | 12 | 20 | 12 | 4 | 0 | 1 | 27 | 8 | 0 | 1 | 0 | 0 | 0 | 0 | 2 | 14 | 36 | 12 | 0 | 15 | .318 |
| *Mar 17 | at Arkansas | 30 | 2 | 6 | 2 | 0 | 0 | 1 | 9 | 5 | 0 | 0 | 0 | 1 | 0 | 1 | 1 | 8 | 24 | 6 | 1 | 8 | .312 |
| *Mar 18 | at Arkansas | 33 | 3 | 6 | 3 | 1 | 0 | 2 | 13 | 2 | 0 | 0 | 0 | 2 | 0 | 0 | 1 | 9 | 24 | 4 | 1 | 7 | .306 |
| *Mar 19 | at Arkansas | 29 | 0 | 3 | 0 | 0 | 0 | 0 | 3 | 2 | 0 | 2 | 0 | 2 | 0 | 0 | 1 | 7 | 24 | 11 | 0 | 6 | .297 |
| Mar 21 | vs South Alabama | 35 | 6 | 11 | 6 | 2 | 0 | 1 | 16 | 1 | 0 | 2 | 0 | 0 | 0 | 1 | 1 | 8 | 27 | 7 | 4 | 7 | .298 |
| *Mar 23 | GEORGIA | 38 | 7 | 8 | 6 | 4 | 0 | 2 | 18 | 9 | 1 | 0 | 1 | 5 | 1 | 0 | 1 | 8 | 33 | 13 | 0 | 14 | .293 |
| *Mar 24 | GEORGIA | 29 | 6 | 8 | 5 | 2 | 0 | 2 | 16 | 2 | 0 | 0 | 0 | 0 | 0 | 1 | 2 | 8 | 27 | 16 | 1 | 2 | .293 |
| *Mar 25 | GEORGIA | 36 | 7 | 12 | 7 | 3 | 0 | 1 | 18 | 3 | 0 | 0 | 0 | 2 | 1 | 0 | 0 | 7 | 24 | 5 | 2 | 11 | .295 |
| Mar 28 | NORTH ALABAMA | 30 | 14 | 13 | 14 | 4 | 0 | 3 | 26 | 10 | 1 | 0 | 0 | 1 | 0 | 1 | 0 | 4 | 21 | 8 | 0 | 10 | .300 |
| *Mar 31 | at Florida | 38 | 10 | 11 | 10 | 1 | 1 | 2 | 20 | 5 | 0 | 1 | 0 | 1 | 0 | 0 | 0 | 7 | 27 | 9 | 0 | 7 | .299 |
| *Apr 1 | at Florida | 34 | 5 | 9 | 5 | 2 | 0 | 1 | 14 | 8 | 0 | 0 | 0 | 0 | 0 | 0 | 1 | 14 | 24 | 6 | 2 | 10 | .298 |
| *Apr 02 | at Florida | 37 | 8 | 10 | 7 | 2 | 0 | 3 | 21 | 5 | 0 | 2 | 0 | 2 | 1 | 0 | 0 | 10 | 24 | 0 | 1 | 10 | .297 |
| Apr 04 | at UAB | 32 | 5 | 7 | 5 | 1 | 0 | 0 | 8 | 5 | 0 | 1 | 0 | 1 | 0 | 2 | 0 | 10 | 25 | 6 | 1 | 8 | .294 |
| *Apr 06 | TEXAS A&M | 35 | 5 | 8 | 5 | 2 | 0 | 0 | 10 | 4 | 0 | 2 | 0 | 0 | 0 | 0 | 0 | 15 | 27 | 7 | 0 | 7 | .292 |
| *Apr 07 | TEXAS A&M | 35 | 10 | 11 | 9 | 4 | 0 | 2 | 21 | 1 | 0 | 0 | 0 | 0 | 0 | 1 | 0 | 8 | 27 | 11 | 1 | 3 | .293 |
| *Apr 07 | TEXAS A&M | 32 | 6 | 7 | 5 | 3 | 0 | 0 | 10 | 6 | 0 | 0 | 0 | 1 | 0 | 1 | 0 | 13 | 27 | 10 | 2 | 7 | .291 |
| Apr 11 | at Georgia Tech | 41 | 8 | 13 | 7 | 4 | 1 | 1 | 22 | 2 | 0 | 0 | 0 | 2 | 0 | 1 | 2 | 10 | 29 | 12 | 0 | 8 | .292 |
| *Apr 14 | at Alabama | 34 | 8 | 7 | 7 | 2 | 0 | 2 | 15 | 4 | 1 | 1 | 1 | 1 | 1 | 0 | 0 | 9 | 27 | 6 | 0 | 5 | .289 |
| *Apr 15 | at Alabama | 28 | 2 | 6 | 2 | 0 | 0 | 1 | 9 | 1 | 0 | 0 | 0 | 1 | 0 | 0 | 4 | 6 | 24 | 10 | 1 | 1 | .287 |
| *Apr 16 | at Alabama | 30 | 1 | 6 | 1 | 0 | 0 | 0 | 6 | 5 | 0 | 3 | 0 | 0 | 1 | 0 | 2 | 9 | 24 | 7 | 0 | 8 | .285 |
| Apr 18 | SAMFORD | 34 | 13 | 14 | 12 | 2 | 0 | 2 | 22 | 7 | 0 | 2 | 1 | 1 | 1 | 0 | 0 | 7 | 24 | 6 | 0 | 8 | .289 |
| *Apr 21 | MISSISSIPPI STAT | 26 | 2 | 4 | 2 | 0 | 0 | 1 | 7 | 4 | 0 | 0 | 0 | 1 | 0 | 1 | 0 | 9 | 27 | 8 | 0 | 6 | .286 |
| *Apr 22 | MISSISSIPPI STAT | 39 | 10 | 12 | 10 | 1 | 1 | 2 | 21 | 5 | 0 | 1 | 0 | 0 | 0 | 0 | 0 | 13 | 27 | 8 | 1 | 7 | .286 |
| *Apr 23 | MISSISSIPPI STAT | 36 | 12 | 13 | 12 | 2 | 0 | 4 | 27 | 4 | 0 | 0 | 0 | 4 | 2 | 1 | 0 | 12 | 27 | 5 | 3 | 10 | .288 |
| Apr 25 | TROY | 34 | 7 | 10 | 7 | 2 | 0 | 0 | 12 | 6 | 0 | 1 | 0 | 0 | 1 | 3 | 0 | 8 | 27 | 14 | 0 | 10 | .289 |
| *Apr 28 | at South Carolina | 35 | 8 | 10 | 7 | 1 | 0 | 1 | 14 | 2 | 0 | 3 | 0 | 2 | 1 | 1 | 0 | 8 | 27 | 9 | 0 | 6 | .289 |
| *Apr 29 | at South Carolina | 38 | 9 | 12 | 9 | 2 | 0 | 4 | 26 | 2 | 0 | 0 | 1 | 1 | 0 | 0 | 0 | 8 | 27 | 10 | 0 | 5 | .289 |
| *Apr 30 | at South Carolina | 39 | 7 | 11 | 7 | 0 | 0 | 5 | 26 | 4 | 0 | 1 | 0 | 0 | 0 | 0 | 0 | 12 | 24 | 3 | 3 | 9 | .289 |
| *May 05 | LSU | 33 | 0 | 7 | 0 | 1 | 0 | 0 | 8 | 1 | 0 | 0 | 0 | 0 | 0 | 0 | 0 | 18 | 27 | 7 | 0 | 7 | .287 |
| *May 06 | LSU | 29 | 8 | 7 | 7 | 0 | 0 | 1 | 10 | 7 | 0 | 0 | 1 | 1 | 0 | 1 | 0 | 13 | 27 | 6 | 2 | 6 | .287 |
| *May 07 | LSU | 33 | 12 | 8 | 12 | 0 | 2 | 0 | 12 | 8 | 1 | 0 | 0 | 1 | 0 | 0 | 0 | 7 | 24 | 5 | 0 | 8 | .286 |
| *May 12 | at Ole Miss | 39 | 16 | 17 | 14 | 5 | 0 | 3 | 31 | 8 | 0 | 1 | 0 | 2 | 0 | 0 | 1 | 9 | 24 | 5 | 2 | 9 | .289 |
| *May 12 | at Ole Miss | 42 | 8 | 13 | 6 | 1 | 0 | 1 | 17 | 6 | 0 | 3 | 0 | 2 | 0 | 0 | 0 | 11 | 27 | 5 | 0 | 15 | .290 |
| *May 13 | at Ole Miss | 44 | 13 | 20 | 12 | 1 | 0 | 3 | 30 | 5 | 0 | 0 | 0 | 0 | 0 | 1 | 1 | 6 | 27 | 6 | 0 | 10 | .294 |
| *May 19 | MISSOURI | 29 | 4 | 6 | 4 | 0 | 0 | 2 | 12 | 2 | 0 | 1 | 0 | 2 | 1 | 0 | 0 | 7 | 27 | 8 | 1 | 6 | .292 |
| *May 19 | MISSOURI | 33 | 7 | 9 | 6 | 2 | 0 | 3 | 20 | 4 | 0 | 1 | 1 | 1 | 0 | 0 | 0 | 4 | 27 | 6 | 0 | 7 | .292 |
| *May 20 | MISSOURI | 34 | 9 | 13 | 7 | 6 | 0 | 1 | 22 | 5 | 1 | 1 | 1 | 3 | 0 | 2 | 0 | 7 | 27 | 10 | 0 | 11 | .294 |
| May 23 | vs Missouri | 33 | 10 | 11 | 10 | 5 | 0 | 2 | 22 | 7 | 0 | 1 | 0 | 3 | 0 | 1 | 0 | 8 | 27 | 3 | 2 | 10 | .294 |
| May 24 | vs Vanderbilt | 31 | 4 | 5 | 4 | 0 | 0 | 3 | 14 | 3 | 0 | 1 | 0 | 0 | 1 | 0 | 1 | 11 | 24 | 8 | 1 | 4 | .292 |
| May 25 | vs Alabama | 34 | 4 | 7 | 3 | 1 | 0 | 1 | 11 | 7 | 0 | 3 | 0 | 1 | 0 | 0 | 0 | 13 | 24 | 8 | 0 | 11 | .291 |
| Jun 02 | PENN | 36 | 3 | 4 | 3 | 0 | 0 | 0 | 4 | 8 | 0 | 1 | 0 | 2 | 0 | 0 | 0 | 14 | 33 | 10 | 1 | 10 | .287 |
| Jun 03 | SOUTHERN MISS | 36 | 2 | 9 | 2 | 0 | 0 | 0 | 9 | 4 | 0 | 0 | 0 | 0 | 0 | 0 | 0 | 4 | 27 | 12 | 2 | 11 | .287 |
| Totals | | 1991 | 419 | 571 | 394 | 112 | 10 | 84 | 955 | 287 | 8 | 47 | 10 | 69 | 16 | 27 | 31 | 508 | 1527 | 474 | 46 | 479 | .287 |



2023 GAME-BY-GAME RESULTS



2023 Auburn Baseball
Game Results for Auburn (as of Oct 10, 2023)
(All games)



| Date | Opponent | Score | Inns | Overall | SEC | Pitcher of record | Attend | Time |
|----------------|-----------------------|---------|------|---------|---------|----------------------|--------|------|
| Feb 17, 2023 | INDIANA | w 8-4 | 9 | 1-0-0 | 0-0-0 | Bauman, T. (W 1-0) | 3816 | 2:53 |
| Feb 18, 2023 | INDIANA | w 6-1 | 9 | 2-0-0 | 0-0-0 | Gonzalez, J. (W 1-0) | 4096 | 2:33 |
| Feb 19, 2023 | INDIANA | L 2-11 | 9 | 2-1-0 | 0-0-0 | Nelson, D. (L 0-1) | 3847 | 3:02 |
| Feb 21, 2023 | vs North Alabama | w 13-1 | 7 | 3-1-0 | 0-0-0 | Copeland, K. (W 1-0) | 5448 | 2:29 |
| Feb 24, 2023 | USC | w 5-3 | 9 | 4-1-0 | 0-0-0 | Armstrong, J (W 1-0) | 2809 | 2:38 |
| Feb 25, 2023 | USC | w 12-6 | 9 | 5-1-0 | 0-0-0 | Armstrong, J (W 2-0) | 3319 | 3:18 |
| Feb 26, 2023 | USC | T 12-12 | 9 | 5-1-1 | 0-0-0 | None | 2813 | 3:48 |
| Mar 01, 2023 | FLORIDA A&M | w 18-8 | 7 | 6-1-1 | 0-0-0 | Vail, T. (W 1-0) | 2852 | 2:55 |
| Mar 03, 2023 | LIPSCOMB | w 7-3 | 9 | 7-1-1 | 0-0-0 | Armstrong, J (W 3-0) | 3098 | 2:57 |
| Mar 04, 2023 | LIPSCOMB | w 12-11 | 9 | 8-1-1 | 0-0-0 | Cannon, W. (W 1-0) | 4096 | 3:43 |
| Mar 05, 2023 | LIPSCOMB | w 4-3 | 9 | 9-1-1 | 0-0-0 | Armstrong, J (W 4-0) | 2933 | 2:42 |
| Mar 07, 2023 | UAB | w 4-1 | 9 | 10-1-1 | 0-0-0 | Vail, T. (W 2-0) | 2920 | 2:13 |
| Mar 08, 2023 | at Jacksonville State | w 6-3 | 9 | 11-1-1 | 0-0-0 | Isbell, C. (W 1-0) | 1988 | 3:04 |
| Mar 10, 2023 | SOUTHEASTERN | w 7-1 | 9 | 12-1-1 | 0-0-0 | Carlson, P. (W 1-0) | 3072 | 2:47 |
| Mar 11, 2023 | SOUTHEASTERN-1 | L 3-8 | 9 | 12-2-1 | 0-0-0 | Isbell, C. (L 1-1) | 4096 | 2:58 |
| Mar 11, 2023 | SOUTHEASTERN-2 | L 7-8 | 9 | 12-3-1 | 0-0-0 | Herberholz,C (L 0-1) | 2875 | 3:14 |
| Mar 14, 2023 | GEORGIA TECH | w 12-11 | (12) | 13-3-1 | 0-0-0 | Isbell, C. (W 2-1) | 3624 | 4:33 |
| * Mar 17, 2023 | at #3 Arkansas | L 2-7 | 9 | 13-4-1 | 0-1-0 | Vail, T. (L 2-1) | 9276 | 2:52 |
| * Mar 18, 2023 | at #3 Arkansas | L 3-9 | 9 | 13-5-1 | 0-2-0 | Crotchfelt,Z (L 0-1) | 9359 | 2:38 |
| * Mar 19, 2023 | at #3 Arkansas | L 0-5 | 9 | 13-6-1 | 0-3-0 | Copeland, K. (L 1-1) | 9196 | 2:38 |
| Mar 21, 2023 | vs South Alabama | w 6-5 | 9 | 14-6-1 | 0-3-0 | Nelson, D. (W 1-1) | 1532 | 2:37 |
| * Mar 23, 2023 | GEORGIA | w 7-6 | (11) | 15-6-1 | 1-3-0 | Cannon, W. (W 2-0) | 4096 | 3:43 |
| * Mar 24, 2023 | GEORGIA | w 6-3 | 9 | 16-6-1 | 2-3-0 | Armstrong, J (W 5-0) | 4096 | 2:37 |
| * Mar 25, 2023 | GEORGIA | L 7-24 | 8 | 16-7-1 | 2-4-0 | Crotchfelt,Z (L 0-2) | 4096 | 3:30 |
| Mar 28, 2023 | NORTH ALABAMA | w 14-1 | 7 | 17-7-1 | 2-4-0 | Nelson, D. (W 2-1) | 3460 | 2:12 |
| * Mar 31, 2023 | at #2 Florida | w 10-1 | 9 | 18-7-1 | 3-4-0 | Bauman, T. (W 2-0) | 6828 | 3:00 |
| * Apr 1, 2023 | at #2 Florida | L 5-12 | 9 | 18-8-1 | 3-5-0 | Armstrong, J (L 5-1) | 7354 | 3:11 |
| * Apr 02, 2023 | at #2 Florida | L 8-17 | 9 | 18-9-1 | 3-6-0 | Nelson, D. (L 2-2) | 5793 | 3:42 |
| Apr 04, 2023 | at UAB | L 5-6 | 9 | 18-10-1 | 3-6-0 | Herberholz,C (L 0-2) | 4051 | 3:20 |
| * Apr 06, 2023 | TEXAS A&M | L 5-9 | 9 | 18-11-1 | 3-7-0 | Bauman, T. (L 2-1) | 4096 | 2:57 |
| * Apr 07, 2023 | TEXAS A&M-1 | w 10-9 | 9 | 19-11-1 | 4-7-0 | Armstrong, J (W 6-1) | 4096 | 3:18 |
| * Apr 07, 2023 | TEXAS A&M-2 | L 6-12 | 9 | 19-12-1 | 4-8-0 | Sheehan, T. (L 0-1) | 4096 | 3:35 |
| Apr 11, 2023 | at Georgia Tech | L 8-12 | (10) | 19-13-1 | 4-8-0 | Cannon, W. (L 2-1) | 1958 | 3:47 |
| * Apr 14, 2023 | at Alabama | w 8-4 | 9 | 20-13-1 | 5-8-0 | Vail, T. (W 3-1) | 5800 | 2:51 |
| * Apr 15, 2023 | at Alabama | L 2-4 | 9 | 20-14-1 | 5-9-0 | Nelson, D. (L 2-3) | 5800 | 2:33 |
| * Apr 16, 2023 | at Alabama | L 1-6 | 9 | 20-15-1 | 5-10-0 | Herberholz,C (L 0-3) | 5800 | 2:38 |
| Apr 18, 2023 | SAMFORD | w 13-3 | 8 | 21-15-1 | 5-10-0 | Murphy, H. (W 1-0) | 3212 | 3:01 |
| * Apr 21, 2023 | MISSISSIPPI STATE | w 2-1 | 9 | 22-15-1 | 6-10-0 | Bauman, T. (W 3-1) | 4096 | 2:28 |
| * Apr 22, 2023 | MISSISSIPPI STATE | L 10-11 | 9 | 22-16-1 | 6-11-0 | Armstrong, J (L 6-2) | 4096 | 3:12 |
| * Apr 23, 2023 | MISSISSIPPI STATE | w 12-11 | 9 | 23-16-1 | 7-11-0 | Copeland, K. (W 2-1) | 4096 | 3:19 |
| Apr 25, 2023 | TROY | L 7-8 | 9 | 23-17-1 | 7-11-0 | Carlson, P. (L 1-1) | 3378 | 3:26 |
| * Apr 28, 2023 | at #2 South Carolina | w 8-3 | 9 | 24-17-1 | 8-11-0 | Vail, T. (W 4-1) | 8242 | 2:49 |
| * Apr 29, 2023 | at #2 South Carolina | w 9-5 | 9 | 25-17-1 | 9-11-0 | Copeland, K. (W 3-1) | 8242 | 2:49 |
| * Apr 30, 2023 | at #2 South Carolina | L 7-8 | 9 | 25-18-1 | 9-12-0 | Horne, T. (L 0-1) | 7254 | 3:41 |
| * May 05, 2023 | #1 LSU | L 0-3 | 9 | 25-19-1 | 9-13-0 | Allsup, C. (L 0-1) | 4096 | 2:37 |
| * May 06, 2023 | #1 LSU | w 8-6 | 9 | 26-19-1 | 10-13-0 | Crotchfelt,Z (W 1-2) | 4096 | 3:49 |
| * May 07, 2023 | #1 LSU | w 12-2 | 8 | 27-19-1 | 11-13-0 | Herberholz,C (W 1-3) | 4096 | 2:38 |
| * May 12, 2023 | at Ole Miss-1 | w 16-4 | 8 | 28-19-1 | 12-13-0 | Bauman, T. (W 4-1) | 9280 | 3:25 |
| * May 12, 2023 | at Ole Miss-2 | w 8-2 | 9 | 29-19-1 | 13-13-0 | Vail, T. (W 5-1) | 9357 | 2:58 |
| * May 13, 2023 | at Ole Miss | w 13-5 | 9 | 30-19-1 | 14-13-0 | Nelson, D. (W 3-3) | 9726 | 3:12 |
| * May 19, 2023 | MISSOURI-1 | w 4-0 | 9 | 31-19-1 | 15-13-0 | Allsup, C. (W 1-1) | 4096 | 2:08 |
| * May 19, 2023 | MISSOURI-2 | w 7-2 | 9 | 32-19-1 | 16-13-0 | Copeland, K. (W 4-1) | 4096 | 2:42 |
| * May 20, 2023 | MISSOURI | w 9-7 | 9 | 33-19-1 | 17-13-0 | Cannon, W. (W 3-1) | 4096 | 3:08 |
| May 23, 2023 | vs Missouri | w 10-4 | 9 | 34-19-1 | 17-13-0 | Isbell, C. (W 3-1) | 10315 | 3:15 |
| May 24, 2023 | vs #6 Vanderbilt | L 4-6 | 9 | 34-20-1 | 17-13-0 | Allsup, C. (L 1-2) | 12685 | 2:37 |
| May 25, 2023 | vs #16 Alabama | L 4-7 | 9 | 34-21-1 | 17-13-0 | Copeland, K. (L 4-2) | 8120 | 2:43 |
| Jun 02, 2023 | PENN | L 3-6 | (11) | 34-22-1 | 17-13-0 | Cannon, W. (L 3-2) | 4096 | 3:37 |
| Jun 03, 2023 | SOUTHERN MISS | L 2-7 | 9 | 34-23-1 | 17-13-0 | Vail, T. (L 5-2) | 4096 | 2:37 |

* = Conference game
 () extra inning game





2023 SUPERLATIVES & MISCELLANEOUS STATS

STARTS BY POSITION

STARTING PITCHER

| | | |
|----------------------|----|-------|
| Tommy Vail | 14 | 11-3 |
| Chase Allsup | 8 | 4-4 |
| Christian Herberholz | 8 | 5-3 |
| Konner Copeland | 6 | 3-3 |
| Zach Crotchfelt | 6 | 3-3 |
| Drew Nelson | 5 | 3-2 |
| Tanner Bauman | 3 | 3-0 |
| Will Cannon | 3 | 1-2 |
| John Armstrong | 1 | 0-1 |
| Jospeh Gonzalez | 1 | 1-0 |
| Chase Isbell | 1 | 0-0-1 |
| Hayden Murphy | 1 | 0-1 |
| Tommy Sheehan | 1 | 0-1 |

CATCHER

| | | |
|---------------|----|---------|
| Nate LaRue | 45 | 25-19-1 |
| Carter Wright | 7 | 6-1 |
| Ryan Dyal | 5 | 3-2 |
| Ike Irish | 1 | 0-1 |

FIRST BASE

| | | |
|-----------------|----|---------|
| Cooper McMurray | 41 | 23-17-1 |
| Ike Irish | 12 | 6-6 |
| Cam Hill | 3 | 3-0 |
| Brody Wortham | 2 | 1-1 |

SECOND BASE

| | | |
|---------------|----|---------|
| Caden Green | 45 | 27-17-1 |
| Brody Moss | 7 | 5-2 |
| Bryson Ware | 4 | 2-2 |
| Brody Wortham | 2 | 0-2 |

THIRD BASE

| | | |
|--------------|----|---------|
| Bryson Ware | 54 | 32-21-1 |
| Gavin Miller | 4 | 2-2 |

SHORTSTOP

| | | |
|-------------|----|---------|
| Cole Foster | 55 | 33-21-1 |
| Caden Green | 3 | 1-2 |

LEFT FIELD

| | | |
|-----------------|----|-------|
| Chris Stanfield | 39 | 24-15 |
| Bobby Peirce | 17 | 8-8-1 |
| Mike Bello | 1 | 1-0 |
| Josh Hall | 1 | 1-0 |

CENTER FIELD

| | | |
|-----------------|----|---------|
| Kason Howell | 57 | 33-23-1 |
| Chris Stanfield | 1 | 1-0 |

RIGHT FIELD

| | | |
|--------------|----|---------|
| Justin Kirby | 33 | 19-13-1 |
| Bobby Peirce | 23 | 14-9 |
| Josh Hall | 2 | 1-1 |

DESIGNATED HITTER

| | | |
|--------------|----|---------|
| Ike Irish | 45 | 28-16-1 |
| Mike Bello | 4 | 0-4 |
| Bobby Peirce | 4 | 3-1 |
| Ryan Dyal | 2 | 2-0 |
| Justin Kirby | 2 | 1-1 |
| Cam Hill | 1 | 0-1 |

2023 AUBURN & OPPONENT HIGHS

TEAM BATTING

| AUBURN | OPPONENT |
|-----------------------|--------------------------|
| Runs in a game | 24, Georgia (3/25) |
| Runs in an inning | 16 [8th], Georgia (3/25) |
| Most Hits in a game | 22, Georgia Tech (3/14) |
| Fewest Hits in a game | 3, two times |
| Hits in an inning | 8 [8th], Georgia (3/25) |
| 2B in a game | 8, Georgia Tech (3/14) |
| 3B in a game | 1, three times |
| HR in a game | 4, three times |
| SB in a game | 5, Texas A&M (4/7) |
| LOB in a game | 14, two times |
| K in a game | 14, four times |
| BB in a game | 14, Florida (4/2) |

TEAM PITCHING

| AUBURN | OPPONENT |
|----------------------|-------------------------|
| K in a game | 18, LSU (5/5) |
| BB in a game | 14, FAMU (3/1) |
| Pitchers used | 10, Georgia Tech (4/11) |
| Total Quality Starts | 9 |

TEAM FIELDING

| AUBURN | OPPONENT |
|---------------------|-------------------|
| Errors in a game | 3, four times |
| DP turned in a game | 5, Alabama (4/15) |

IND. BATTING

| AUBURN | OPPONENT |
|----------------|------------------------|
| Hits in a game | 5, two times |
| Runs in a game | 5, Langford [UF] (4/2) |
| 2B in a game | 2, 14 times |
| 3B in a game | 1, three times |
| HR in a game | 2, five times |
| RBI in a game | 8, Heyman [UF] (4/2) |
| XBH in a game | 3, two times |
| SB in a game | 2, three times |
| BB in a game | 4, Seidl [UA] (4/16) |
| HBP in a game | 2, six times |
| K in a game | 4, Hines [MSU] (4/21) |
| Hitting Streak | 3, 30 times |
| Consec. G w/HR | 2, four times |

IND. PITCHING

| AUBURN | OPPONENT |
|------------------|-------------------------|
| K by a starter | 15, Skenes [LSU] (5/5) |
| K by a reliever | 8, Reilly [VU] (5/24) |
| BB by a starter | 6, Waldrep [UF] (4/1) |
| BB by a reliever | 5, Langley [FAMU] (3/1) |
| IP by a starter | 7.1, two times |
| IP by a reliever | 5.0, Reilly [VU] (5/24) |

MISCELLANEOUS

| AUBURN | OPPONENT |
|-----------------------------|-------------------------------|
| Biggest comeback win | 7, two times |
| Biggest blown lead loss | 5, two times |
| Largest margin of victory | 13, vs. UNA [7] (3/28) |
| Largest margin of defeat | 17, vs. Georgia (3/25) |
| Longest game, Time | 4:33, vs. Georgia Tech (3/14) |
| Longest game, Time (9 inn) | 3:49, vs. LSU (5/6) |
| Shortest game, Time (9 inn) | 2:08, vs. Missouri (5/19) |
| Longest game, Innings | 12, vs. Georgia Tech (3/14) |
| Largest crowd, Home | 4,096, 20 times |
| Largest crowd, Road | 9,726, at Ole Miss (5/13) |
| Largest crowd, Neutral | 12,685, vs. Vanderbilt (5/24) |

STARTS BY ORDER

LEADOFF

| | | |
|-----------------|----|-------|
| Chris Stanfield | 19 | 13-6 |
| Kason Howell | 15 | 9-6 |
| Cole Foster | 14 | 5-9 |
| Bobby Peirce | 8 | 5-2-1 |
| Mike Bello | 1 | 1-0 |
| Josh Hall | 1 | 1-0 |

2ND SPOT

| | | |
|-----------------|----|--------|
| Cole Foster | 33 | 23-9-1 |
| Bobby Peirce | 14 | 5-9 |
| Ike Irish | 6 | 3-3 |
| Brody Moss | 2 | 2-0 |
| Chris Stanfield | 2 | 1-1 |
| Mike Bello | 1 | 0-1 |

3RD SPOT

| | | |
|--------------|----|--------|
| Ike Irish | 23 | 8-15 |
| Bobby Peirce | 17 | 13-4 |
| Justin Kirby | 11 | 10-0-1 |
| Bryson Ware | 7 | 3-4 |

CLEANUP

| | | |
|-----------------|----|--------|
| Ike Irish | 21 | 16-4-1 |
| Bryson Ware | 20 | 6-14 |
| Cooper McMurray | 13 | 10-3 |
| Justin Kirby | 3 | 2-1 |
| Cole Foster | 1 | 0-1 |

5TH SPOT

| | | |
|-----------------|----|--------|
| Bryson Ware | 28 | 23-4-1 |
| Justin Kirby | 14 | 6-8 |
| Cooper McMurray | 11 | 3-8 |
| Nate LaRue | 2 | 2-0 |
| Bobby Peirce | 2 | 1-1 |
| Chris Stanfield | 1 | 0-1 |

6TH SPOT

| | | |
|-----------------|----|-------|
| Cooper McMurray | 12 | 6-6 |
| Kason Howell | 9 | 4-4-1 |
| Ike Irish | 8 | 7-1 |
| Chris Stanfield | 7 | 4-3 |
| Ryan Dyal | 6 | 4-2 |
| Cole Foster | 6 | 4-2 |
| Justin Kirby | 5 | 1-4 |
| Bobby Peirce | 4 | 3-1 |
| Gavin Miller | 1 | 1-0 |

7TH SPOT

| | | |
|-----------------|----|-------|
| Kason Howell | 31 | 18-13 |
| Chris Stanfield | 11 | 7-4 |
| Cooper McMurray | 3 | 2-0-1 |
| Gavin Miller | 3 | 1-2 |
| Caden Green | 2 | 1-1 |
| Cam Hill | 2 | 2-0 |
| Bryson Ware | 2 | 1-1 |
| Ryan Dyal | 1 | 1-0 |
| Cole Foster | 1 | 1-0 |
| Justin Kirby | 1 | 0-1 |
| Brody Moss | 1 | 0-1 |

8TH SPOT

| | | |
|-----------------|----|---------|
| Nate LaRue | 22 | 10-11-1 |
| Caden Green | 19 | 13-6 |
| Carter Wright | 4 | 4-0 |
| Brody Wortham | 4 | 2-2 |
| Mike Bello | 2 | 0-2 |
| Josh Hall | 2 | 1-1 |
| Cam Hill | 2 | 1-1 |
| Cooper McMurray | 2 | 2-0 |
| Bryson Ware | 1 | 1-0 |

9TH SPOT

| | | |
|---------------|----|---------|
| Caden Green | 27 | 14-12-1 |
| Nate LaRue | 21 | 13-8 |
| Brody Moss | 4 | 3-1 |
| Carter Wright | 3 | 2-1 |
| Kason Howell | 2 | 2-0 |
| Mike Bello | 1 | 0-1 |



2023 STARTING LINEUPS

| DATE | OPP | 1 | 2 | 3 | 4 | 5 | 6 | 7 | 8 | 9 | SP | |
|------|-----------------------|-----------|-----------|--------|----------|-----------|-----------|-----------|-----------|--------|------------|------|
| 2/17 | Indiana | Peirce | Foster | Irish | Kirby | LaRue | McMurray | Howell | Ware | Green | Allsup | |
| 2/18 | Indiana | Peirce | Foster | Irish | Kirby | LaRue | Howell | Ware | Wortham | Green | Gonzalez | |
| 2/19 | Indiana | Peirce | Foster | Irish | Kirby | McMurray | Howell | Ware | LaRue | Green | Nelson | |
| 2/21 | vs. North Alabama | Peirce | Moss | Kirby | Irish | Ware | Dyal | Foster | Hill | Howell | Copeland | |
| 2/24 | USC | Peirce | Moss | Kirby | Irish | Ware | Foster | Hill | LaRue | Howell | Allsup | |
| 2/25 | USC | Peirce | Foster | Kirby | Irish | Ware | Howell | McMurray | LaRue | Moss | Herberholz | |
| 2/26 | USC | Peirce | Foster | Kirby | Irish | Ware | Howell | McMurray | LaRue | Green | Isbell | |
| 3/1 | Florida A&M | Hall | Foster | Kirby | Irish | Ware | Dyal | Howell | McMurray | Moss | Vail | |
| 3/3 | Lipscomb | Howell | Foster | Kirby | Irish | Ware | Stanfield | McMurray | LaRue | Green | Bauman | |
| 3/4 | Lipscomb | Howell | Foster | Kirby | Irish | Ware | Dyal | Stanfield | McMurray | Green | Herberholz | |
| 3/5 | Lipscomb | Howell | Foster | Kirby | Irish | Ware | Stanfield | Hill | LaRue | Green | Crotchfelt | |
| 3/7 | UAB | Howell | Foster | Kirby | Irish | Ware | Peirce | Stanfield | LaRue | Moss | Vail | |
| 3/8 | at Jacksonville State | Bello | Foster | Kirby | Irish | Ware | Dyal | Stanfield | Wright | Green | Copeland | |
| 3/10 | Southeastern | Howell | Foster | Kirby | Irish | Ware | Stanfield | Dyal | LaRue | Green | Bauman | |
| 3/11 | Southeastern | Howell | Bello | Irish | Ware | Kirby | Stanfield | Moss | LaRue | Green | Crotchfelt | |
| 3/11 | Southeastern | Howell | Stanfield | Irish | Ware | Kirby | Dyal | Miller | Hill | Green | Herberholz | |
| 3/14 | Georgia Tech | Howell | Stanfield | Irish | Ware | Kirby | Miller | Green | Hall | LaRue | Vail | |
| 3/17 | at Arkansas* | Howell | Foster | Irish | Ware | Kirby | Stanfield | Green | Hall | LaRue | Vail | |
| 3/18 | at Arkansas* | Howell | Foster | Irish | Ware | Kirby | Dyal | Stanfield | Bello | Moss | Crotchfelt | |
| 3/19 | at Arkansas* | Howell | Foster | Irish | Ware | Kirby | Stanfield | Miller | LaRue | Bello | Copeland | |
| 3/21 | vs. South Alabama | Howell | Foster | Irish | Ware | Kirby | Stanfield | Miller | Wortham | Wright | Nelson | |
| 3/23 | Georgia* | Howell | Foster | Ware | Irish | Kirby | Peirce | Stanfield | LaRue | Green | Vail | |
| 3/24 | Georgia* | Howell | Foster | Ware | Irish | Kirby | Peirce | Stanfield | Wright | Green | Bauman | |
| 3/25 | Georgia* | Howell | Foster | Ware | Irish | Kirby | Peirce | Stanfield | LaRue | Green | Crotchfelt | |
| 3/28 | North Alabama | Foster | Peirce | Ware | Irish | Kirby | McMurray | Howell | Wright | Green | Nelson | |
| 3/31 | at Florida* | Foster | Peirce | Ware | Ware | Kirby | McMurray | Howell | LaRue | Green | Cannon | |
| 4/1 | at Florida* | Foster | Peirce | Irish | Ware | Kirby | McMurray | Howell | LaRue | Green | Armstrong | |
| 4/2 | at Florida* | Foster | Peirce | Irish | Ware | Kirby | McMurray | Howell | LaRue | Green | Vail | |
| 4/4 | at UAB | Foster | Peirce | Irish | Ware | McMurray | Kirby | Howell | LaRue | Green | Copeland | |
| 4/6 | Texas A&M* | Foster | Peirce | Irish | Ware | McMurray | Kirby | Howell | LaRue | Green | Cannon | |
| 4/7 | Texas A&M* | Foster | Peirce | Irish | Ware | McMurray | Howell | Stanfield | Wright | Green | Vail | |
| 4/7 | Texas A&M* | Foster | Peirce | Irish | Ware | McMurray | Howell | Stanfield | Bello | Green | Sheehan | |
| 4/11 | at Georgia Tech | Foster | Peirce | Irish | Ware | McMurray | Kirby | Howell | LaRue | Green | Allsup | |
| 4/14 | at Alabama* | Foster | Peirce | Irish | Ware | McMurray | Peirce | Howell | Stanfield | LaRue | Green | Vail |
| 4/15 | at Alabama* | Foster | Peirce | Irish | Ware | McMurray | Kirby | Howell | LaRue | Green | Nelson | |
| 4/16 | at Alabama* | Foster | Peirce | Irish | Ware | McMurray | Howell | Stanfield | LaRue | Green | Herberholz | |
| 4/18 | Samford | Foster | Peirce | Irish | Ware | McMurray | Kirby | Howell | LaRue | Green | Crotchfelt | |
| 4/21 | Mississippi State | Stanfield | Foster | Peirce | Irish | Ware | McMurray | Howell | Green | LaRue | Vail | |
| 4/22 | Mississippi State* | Stanfield | Foster | Peirce | Irish | Ware | McMurray | Howell | Green | LaRue | Herberholz | |
| 4/23 | Mississippi State* | Stanfield | Foster | Peirce | Irish | Ware | McMurray | Howell | Green | LaRue | Crotchfelt | |
| 4/25 | Troy | Foster | Peirce | Irish | Ware | McMurray | Howell | Kirby | Green | LaRue | Murphy | |
| 4/28 | at South Carolina* | Stanfield | Irish | Peirce | McMurray | Ware | Foster | Howell | Green | LaRue | Vail | |
| 4/29 | at South Carolina* | Stanfield | Irish | Peirce | McMurray | Ware | Foster | Howell | Green | LaRue | Herberholz | |
| 4/30 | at South Carolina* | Stanfield | Irish | Peirce | McMurray | Ware | Foster | Howell | Green | LaRue | Cannon | |
| 5/5 | LSU* | Stanfield | Irish | Peirce | McMurray | Ware | Foster | Howell | Green | LaRue | Allsup | |
| 5/6 | LSU* | Stanfield | Irish | Peirce | McMurray | Ware | Foster | Howell | Green | LaRue | Vail | |
| 5/7 | LSU* | Stanfield | Foster | Peirce | Irish | Ware | McMurray | Howell | Green | LaRue | Herberholz | |
| 5/12 | at Ole Miss* | Stanfield | Foster | Peirce | McMurray | Ware | Irish | Howell | Green | LaRue | Allsup | |
| 5/12 | at Ole Miss* | Stanfield | Foster | Peirce | McMurray | Ware | Irish | Howell | Green | LaRue | Vail | |
| 5/13 | at Ole Miss* | Stanfield | Foster | Peirce | McMurray | Ware | Irish | Howell | Green | LaRue | Herberholz | |
| 5/19 | Missouri* | Stanfield | Foster | Peirce | McMurray | Ware | Irish | Howell | Green | LaRue | Allsup | |
| 5/19 | Missouri* | Stanfield | Foster | Peirce | McMurray | Ware | Irish | Howell | Green | Wright | Copeland | |
| 5/20 | Missouri* | Stanfield | Foster | Peirce | McMurray | Ware | Irish | Howell | Green | LaRue | Nelson | |
| 5/23 | vs. Missouri^ | Stanfield | Foster | Peirce | McMurray | Ware | Irish | Howell | Green | LaRue | Vail | |
| 5/24 | vs. Vanderbilt^ | Stanfield | Foster | Peirce | McMurray | Ware | Irish | Howell | Green | LaRue | Allsup | |
| 5/25 | vs. Alabama^ | Stanfield | Foster | Ware | Irish | Peirce | McMurray | Howell | Wortham | Wright | Copeland | |
| 6/2 | Penn# | Stanfield | Foster | Ware | Irish | Peirce | McMurray | Howell | Green | LaRue | Allsup | |
| 6/3 | Southern Miss# | Peirce | Irish | Ware | Foster | Stanfield | McMurray | Howell | Wortham | LaRue | Vail | |

* - SEC Game

^ - SEC Tournament

- Auburn Regional





2023 STARTERS

| DATE | OPP | SP | C | 1B | 2B | 3B | SSLF | CF | RF | DH | |
|------|-----------------------|------------|--------|----------|---------|--------|--------|-----------|-----------|--------|--------|
| 2/17 | Indiana | Allsup | LaRue | McMurray | Green | Ware | Foster | Peirce | Howell | Kirby | Irish |
| 2/18 | Indiana | Gonzalez | LaRue | Wortham | Green | Ware | Foster | Peirce | Howell | Kirby | Irish |
| 2/19 | Indiana | Nelson | LaRue | McMurray | Green | Ware | Foster | Peirce | Howell | Kirby | Irish |
| 2/21 | vs. North Alabama | Copeland | Dyal | Hill | Moss | Ware | Foster | Peirce | Howell | Kirby | Irish |
| 2/24 | USC | Allsup | LaRue | Hill | Moss | Ware | Foster | Peirce | Howell | Kirby | Irish |
| 2/25 | USC | Herberholz | LaRue | McMurray | Moss | Ware | Foster | Peirce | Howell | Kirby | Irish |
| 2/26 | USC | Isbell | LaRue | McMurray | Green | Ware | Foster | Peirce | Howell | Kirby | Irish |
| 3/1 | Florida A&M | Vail | Dyal | McMurray | Moss | Ware | Foster | Hall | Howell | Kirby | Irish |
| 3/3 | Lipscomb | Bauman | LaRue | McMurray | Green | Ware | Foster | Stanfield | Howell | Kirby | Irish |
| 3/4 | Lipscomb | Herberholz | Dyal | McMurray | Green | Ware | Foster | Stanfield | Howell | Kirby | Irish |
| 3/5 | Lipscomb | Crotchfelt | LaRue | Hill | Green | Ware | Foster | Stanfield | Howell | Kirby | Irish |
| 3/7 | UAB | Vail | LaRue | Irish | Moss | Ware | Foster | Stanfield | Howell | Kirby | Peirce |
| 3/8 | at Jacksonville State | Copeland | Wright | Irish | Green | Ware | Foster | Bello | Stanfield | Kirby | Dyal |
| 3/10 | Southeastern | Bauman | LaRue | Irish | Green | Ware | Foster | Stanfield | Howell | Kirby | Dyal |
| 3/11 | Southeastern | Crotchfelt | LaRue | Irish | Moss | Ware | Green | Stanfield | Howell | Kirby | Bello |
| 3/11 | Southeastern | Herberholz | Dyal | Irish | Ware | Miller | Green | Stanfield | Howell | Kirby | Hill |
| 3/14 | Georgia Tech | Vail | LaRue | Irish | Ware | Miller | Green | Stanfield | Howell | Hall | Kirby |
| 3/17 | at Arkansas* | Vail | LaRue | Irish | Green | Ware | Foster | Stanfield | Howell | Hall | Kirby |
| 3/18 | at Arkansas* | Crotchfelt | Dyal | Irish | Moss | Ware | Foster | Stanfield | Howell | Kirby | Bello |
| 3/19 | at Arkansas* | Copeland | LaRue | Irish | Ware | Miller | Foster | Stanfield | Howell | Kirby | Bello |
| 3/21 | vs. South Alabama | Nelson | Wright | Wortham | Ware | Miller | Foster | Stanfield | Howell | Kirby | Irish |
| 3/23 | Georgia* | Vail | LaRue | Irish | Green | Ware | Foster | Stanfield | Howell | Kirby | Peirce |
| 3/24 | Georgia* | Bauman | Wright | Irish | Green | Ware | Foster | Stanfield | Howell | Kirby | Peirce |
| 3/25 | Georgia* | Crotchfelt | LaRue | Irish | Green | Ware | Foster | Stanfield | Howell | Kirby | Peirce |
| 3/28 | North Alabama | Nelson | Wright | McMurray | Green | Ware | Foster | Peirce | Howell | Kirby | Irish |
| 3/31 | at Florida* | Cannon | LaRue | McMurray | Green | Ware | Foster | Peirce | Howell | Kirby | Irish |
| 4/1 | at Florida* | Armstrong | LaRue | McMurray | Green | Ware | Foster | Peirce | Howell | Kirby | Irish |
| 4/2 | at Florida* | Vail | LaRue | McMurray | Green | Ware | Foster | Peirce | Howell | Kirby | Irish |
| 4/4 | at UAB | Copeland | LaRue | McMurray | Green | Ware | Foster | Peirce | Howell | Kirby | Irish |
| 4/6 | Texas A&M* | Cannon | LaRue | McMurray | Green | Ware | Foster | Peirce | Howell | Kirby | Irish |
| 4/7 | Texas A&M* | Vail | Wright | McMurray | Green | Ware | Foster | Stanfield | Howell | Peirce | Irish |
| 4/7 | Texas A&M* | Sheehan | Irish | McMurray | Green | Ware | Foster | Stanfield | Howell | Peirce | Bello |
| 4/11 | at Georgia Tech | Allsup | LaRue | McMurray | Green | Ware | Foster | Peirce | Howell | Kirby | Irish |
| 4/14 | at Alabama* | Vail | LaRue | McMurray | Green | Ware | Foster | Stanfield | Howell | Peirce | Irish |
| 4/15 | at Alabama* | Nelson | LaRue | McMurray | Green | Ware | Foster | Peirce | Howell | Kirby | Irish |
| 4/16 | at Alabama* | Herberholz | LaRue | McMurray | Green | Ware | Foster | Stanfield | Howell | Peirce | Irish |
| 4/18 | Samford | Crotchfelt | LaRue | McMurray | Green | Ware | Foster | Peirce | Howell | Kirby | Irish |
| 4/21 | Mississippi State* | Vail | LaRue | McMurray | Green | Ware | Foster | Stanfield | Howell | Peirce | Irish |
| 4/22 | Mississippi State* | Herberholz | LaRue | McMurray | Green | Ware | Foster | Stanfield | Howell | Peirce | Irish |
| 4/23 | Mississippi State* | Crotchfelt | LaRue | McMurray | Green | Ware | Foster | Stanfield | Howell | Peirce | Irish |
| 4/25 | Troy | Murphy | LaRue | McMurray | Green | Ware | Foster | Peirce | Howell | Kirby | Irish |
| 4/28 | at South Carolina* | Vail | LaRue | McMurray | Green | Ware | Foster | Stanfield | Howell | Peirce | Irish |
| 4/29 | at South Carolina* | Herberholz | LaRue | McMurray | Green | Ware | Foster | Stanfield | Howell | Peirce | Irish |
| 4/30 | at South Carolina* | Cannon | LaRue | McMurray | Green | Ware | Foster | Stanfield | Howell | Peirce | Irish |
| 5/5 | LSU* | Allsup | LaRue | McMurray | Green | Ware | Foster | Stanfield | Howell | Peirce | Irish |
| 5/6 | LSU* | Vail | LaRue | McMurray | Green | Ware | Foster | Stanfield | Howell | Peirce | Irish |
| 5/7 | LSU* | Herberholz | LaRue | McMurray | Green | Ware | Foster | Stanfield | Howell | Peirce | Irish |
| 5/12 | at Ole Miss* | Allsup | LaRue | McMurray | Green | Ware | Foster | Stanfield | Howell | Peirce | Irish |
| 5/12 | at Ole Miss* | Vail | LaRue | McMurray | Green | Ware | Foster | Stanfield | Howell | Peirce | Irish |
| 5/13 | at Ole Miss* | Herberholz | LaRue | McMurray | Green | Ware | Foster | Stanfield | Howell | Peirce | Irish |
| 5/19 | Missouri* | Allsup | LaRue | McMurray | Green | Ware | Foster | Stanfield | Howell | Peirce | Irish |
| 5/19 | Missouri* | Copeland | Wright | McMurray | Green | Ware | Foster | Stanfield | Howell | Peirce | Irish |
| 5/20 | Missouri* | Nelson | LaRue | McMurray | Green | Ware | Foster | Stanfield | Howell | Peirce | Irish |
| 5/23 | vs. Missouri^ | Vail | LaRue | McMurray | Green | Ware | Foster | Stanfield | Howell | Peirce | Irish |
| 5/24 | vs. Vanderbilt^ | Allsup | LaRue | McMurray | Green | Ware | Foster | Stanfield | Howell | Peirce | Irish |
| 5/25 | vs. Alabama^ | Copeland | Wright | McMurray | Wortham | Ware | Foster | Stanfield | Howell | Peirce | Irish |
| 6/2 | Penn# | Allsup | LaRue | McMurray | Green | Ware | Foster | Stanfield | Howell | Peirce | Irish |
| 6/3 | Southern Miss# | Vail | LaRue | McMurray | Wortham | Ware | Foster | Stanfield | Howell | Peirce | Irish |

* - SEC Game
 ^ - SEC Tournament
 # - Auburn Regional



The Southeastern Conference Baseball Tournament returns to the Hoover Metropolitan Stadium in the south-Birmingham city of Hoover, Ala., May 21-26, 2024.

The 2024 SEC Baseball Tournament will continue to feature 12 teams and will begin on Tuesday, May 21. Seeds 5-12 will meet in a single elimination format on the opening day of the tournament, followed by traditional double-elimination play Wednesday-Friday. The tournament will return to single elimination play on Saturday. A total of 17 games will be played throughout the tournament.

The 12 teams are seeded 1-12 with the two divisional champions and the top four seeds guaranteed opening-round byes, with the possibility of earning another later in the bracket. The tournament field will include the top teams from the SEC's Eastern and Western Divisions plus 10 at-large bids seeded 3-12 based on conference winning percentage.

In 2023, Vanderbilt defeated Texas A&M 10-4 in the championship game to give the Commodores their fourth SEC Tournament title.

The Hoover Met formerly served as home of the Double-A Birmingham Barons (Chicago White Sox) of the Southern League. The stadium also has served as host of the NCAA Men's Soccer Final Four, as well as home to the nationally renowned Hoover Buccaneer high school football program.

Located eight miles south of Birmingham, the Met seats 10,800 for baseball, but can accommodate over 16,000 when the patio, banquet and side grassy areas are used. The stadium also houses 12 suites and state-of-the-art dressing and training rooms. Wireless internet access was added in 2004, concourse and signage renovation was done in 2005 and a second-level pressbox expansion, new stadium seating and an exterior facelift in 2007 completed a \$6 million renovation project. A new HD video scoreboard was added in 2008, while the SEC introduced the nation to a 'pitch clock' in 2010. A new sound systems and concourse amenities such as refurbished restrooms big screen HDTVs at concessions stands were added in 2012.

The Finley Center, a 155,000 square foot entertainment facility, opened in 2017 as part of the first phase of an \$80 million Hoover Metropolitan Complex that also includes outdoor fields and event space.



2024 Stadium Information

Hoover Metropolitan Stadium — Hoover, Ala.
Capacity: 10,800 (Grandstand)

Field Dimensions

Foul Lines: 340
Power Alleys: 385
Center: 405
Playing Surface: Natural Grass
Year Built: 1988/Renovated 2006-07

2024 SEC BASEBALL TOURNAMENT

2023 SEC TOURNAMENT

May 23-28, 2023

Hoover Metropolitan Stadium - Hoover, Ala.

TUESDAY, MAY 23

Game 1 (6) South Carolina 9, (11) Georgia 0
Game 2 (10) Texas A&M 3, (7) Tennessee 0
Game 3 (9) Alabama 4, (8) Kentucky 0
Game 4 (5) Auburn 10, (12) Missouri 4

WEDNESDAY, MAY 24

Game 5 (3) LSU 10, (6) South Carolina 3
Game 6 (2) Arkansas 6, (10) Texas A&M 5 [11 innings]
Game 7 (1) Florida 7, (9) Alabama 6 [11 innings]
Game 8 (4) Vanderbilt 6, (5) Auburn 4

THURSDAY, MAY 25

Game 9 (10) Texas A&M 5, (6) South Carolina 0
Game 10 (9) Alabama 7, (5) Auburn 4
Game 11 (2) Arkansas 5, (3) LSU 4
Game 12 (1) Florida 6, (4) Vanderbilt 3

FRIDAY, MAY 26

Game 13 (10) Texas A&M 5, (3) LSU 4
Game 14 (4) Vanderbilt 9, (9) Alabama 2

SATURDAY, MAY 27

Game 15 (10) Texas A&M 5, (2) Arkansas 4
Game 16 (4) Vanderbilt 11, (1) Florida 6

SUNDAY, MAY 28

Game 17 (4) Vanderbilt 10, (10) Texas A&M 4

ALL-TOURNAMENT TEAM

P: Troy Wansing, Texas A&M
P: Justin Lamkin, Texas A&M
C: B.T. Riopelle, Florida
DH: Chris Maldonado, Vanderbilt
1B: Jack Moss, Texas A&M
2B: RJ Austin, Vanderbilt
3B: Bryson Ware, Auburn
SS: Cole Foster, Auburn
OF: Andrew Pinckney, Alabama
OF: Wyatt Langford, Florida
OF: Tommy Seidl, Alabama

Tournament MVP: RJ Austin, Vanderbilt





INDIVIDUAL & TEAM RECORDS

INDIVIDUAL HITTING

GAMES PLAYED

Season: 67, Heath Kelly (1997); Jamie Kersh (1997)
 Career: 248, Kason Howell (2019-23)

AT BATS

Game: 9, Trey Gainous at Miss. State (3/22/87);
 Rock Wilson at Miss. State (3/22/87);
 Johnny Simmons at Florida (4/22/72);
 Wayne Hall at Florida (4/22/72)
 Season: 291, Jay Waggoner (1994)
 Career: 998, Jay Waggoner (1992-95)

RUNS

Game: 6, Bryson Ware vs. Alabama A&M (2/24/21)
 Season: 83, Gabe Gross (2000)
 Career: 232, Mailon Kent (1998-2001)

HITS

Game: 6, Tyler Johnstone vs. Elon (2/25/05);
 Josh Etheredge at S. Carolina (3/9/97);
 Andy Merchant at Florida (4/22/72)
 Season: 119, Jay Waggoner (1994)
 Career: 341, Jay Waggoner (1992-95)

RUNS BATTED IN

Game: 10, Bob Berry vs. Huntingdon (4/15/82)
 Season: 103, Todd Faulkner (2000)
 Career: 269, Josh Etheredge (1995-98)

SINGLES

Season: 88, Jay Waggoner (1994)
 Career: 266, Jay Waggoner (1992-95)

DOUBLES

Inning: 2, Steven Williams vs. Alabama A&M (2/24/21, 4th)
 Jamie Kersh vs. Mercer (4/15/97, 2nd);
 Tim Hudson vs. Morehead St. (2/8/97, 5th);
 Jay Waggoner vs. Troy (3/2/94, 1st)
 Game: 4, Ken Dempsey vs. Georgia (1971)
 Season: 27, Todd Faulkner (2000)
 Career: 71, Kason Howell (2019-23),
 Todd Faulkner (1998-2001)

TRIPLES

Game: 2, Jay Gonzalez vs. Alabama State (2/28/12);
 Dominic Rich vs. UNCC (3/4/00-G. 2);
 Todd Faulkner vs. Tennessee (4/11/99);
 Todd O'Donnell at Alabama (4/20/91, G.2);
 Tony Haney vs. Jacksonville St. (4/10/85);
 Frank Fryer at Florida (4/2/65)
 Season: 10, Trey Gainous (1986)
 Career: 20, Rock Wilson (1984-87)

HOME RUNS

Inning: 2, last by Cole Foster vs. Southeastern (6/3/22)
 Game: 3, by several players,
 last by Cole Foster vs. Southeastern (6/3/22)
 Season: 24, Bryson Ware (2023)
 Career: 59, Josh Etheredge (1995-98)

EXTRA-BASE HITS

Season: 49, Todd Faulkner (2000)
 Career: 125, Todd Faulkner (1998-2001)

TOTAL BASES

Game: 14, Cole Foster vs. Southeastern (6/3/22);
 Tony Caldwell at Kentucky (4/9/11);
 Bo Jackson at Georgia (4/2/85);
 Bob Berry vs. Huntingdon (4/3/82)
 Season: 202, Hunter Morris (2010)
 Career: 532, Todd Faulkner (1998-2001)

STOLEN BASES

Game: 3, by 14 players including five times by Mailon Kent,
 last by Chris Stanfield vs. Alabama (5/25/23)
 Season: 40, Mailon Kent (1999)
 Career: 90, Mailon Kent (1998-01)

BASES ON BALLS

Game: 4, by several players,
 last by Blake Rambusch vs. Florida State (6/4/22)
 Season: 73, Frank Thomas (1989)
 Career: 160, Jeff Leatherman (1988-91)

STRIKEOUTS

Game: 5, Kevin Patterons vs. Charleston Southern (3/17/09);
 Ross Smith vs. Troy (4/25/07);
 Russell Whittenburg vs. Arkansas (5/19/94)
 Season: 79, Edouard Julien (2018)
 Career: 199, Josh Etheredge (1995-98)

HIT BY PITCH

Game: 4, Dan Glevenyak at Alabama (4/11/14)
 Season: 20, Robert Lewis (1994)
 Career: 39, Kason Howell (2019-23)

SACRIFICES

Season: 21, Rob Macrory (1996)
 Career: 58, Rob Macrory (1994-97)

SACRIFICE FLIES

Season: 9, Casey Dunn (1998)

BATTING AVERAGE

Season: .433, Paul Foster (1985)
 Career: .385, Jimmy Barfield (1963-64)

SLUGGING PERCENTAGE

Season: .864, Bo Jackson (1985)
 Career: .722, Frank Thomas (1987-89)

ON-BASE PERCENTAGE (Since 1984)

Season: .568, Frank Thomas (1989)
 Career: .527, Frank Thomas (1987-89)

HOME RUN PERCENTAGE (at bats per HR)

Season: 7.75 (16 in 124 ABs), Kevin Patterson (2010)
 Career: 10.14 (28 in 284 ABs), Bo Jackson (1983, 85-86)

MULTI-HOME RUN GAMES (Since 1979)

Season: 5, Brian Fletcher (2010)
 Career: 9, Brian Fletcher (2008-10)

MULTI-HIT GAMES (Since 1979)

Season: 38, Jay Waggoner (1994)
 Career: 101, Jay Waggoner (1992-95)

MULTI-RBI GAMES (Since 1979)

Season: 29, Tim Hudson (1997)
 Career: 74, Josh Etheredge (1995-98)

HITTING STREAK

Season: 31 games, Casey Dunn (2/22[G1]-4/15/97)
 27 games, Justin Fradejas (3/23-5/7/10)
 26 games, Scott Pratt (3/21-5/5/98)
 25 games, Mailon Kent (3/11-4/29/00)
 23 games, Steve Renfroe (1977)
 22 games, Anfernee Grier (5/31/15-3/22/16)

INDIVIDUAL PITCHING

EARNED RUN AVERAGE

Season: 0.99, Paul Susce (1954)
 Career: 1.69, Q.V. Lowe (1966-67)

GAMES PITCHED

Season: 44, John Madden (2005)
 Career: 108, Colter Bean (1997-2000)

GAMES STARTED

Season: 24, Ryan Halla (1995)
 Career: 77, John Powell (1990-94)

GAMES RELIEVED (Since 1975)

Season: 44, John Madden (2005)
 Career: 106, Colter Bean (1997-2000)

WINS

Season: 16, Ryan Halla (1995)
 Career: 43, John Powell (1990-94)

LOSSES

Season: 10, Mike Ferry (1990)
 Career: 20, John Powell (1990-94)

WINNING PERCENTAGE

Season: 1.000, Lloyd Nix, 6-0 (1959); Jimmy Crysel, 9-0
 (1964); Terry Leach, 9-0 (1974); Phil Constan, 5-0
 (1980); Ed Ohman, 7-0 (1988); John Powell, 5-0
 (1990); Steven Register, 5-0 (2002); Levale Speigner,
 10-0 (2003); Steven Register, 7-0 (2004); Elliott
 Anderson, 5-0 (2018)
 Career (10 or more decisions):
 .885, Q.V. Lowe, 23-3 (1966-67)
 Career (20 or more decisions):
 .885, Q.V. Lowe, 23-3 (1966-67)

SAVES

Season: 19, Finley Woodward (1995)
 Career: 29, Finley Woodward (1995-97)

COMPLETE GAMES

Season: 10, Joe Beckwith (1977); Q.V. Lowe (1967)
 Career: 20, Joe Beckwith (1974-77)

SHUTOUTS

Season: 3, Tommy Youngblood (1989); Joe Beckwith (1976)
 Career: 6, Joe Beckwith (1974-77)

INNINGS PITCHED

Game: 14.0, Quineth Red Roberts vs. ALA (SEC Playoff, 1958)
 Season: 146.2, Ryan Halla (1995)
 Career: 477.0, John Powell (1990-94)

RUNS ALLOWED

Season: 73, Ward Yerby (1983)
 Career: 232, Mark Chapman (1984-87)

EARNED RUNS ALLOWED

Season: 61, Ward Yerby (1983)
 Career: 185, Mark Chapman (1984-87)

HITS ALLOWED

Season: 137, Kevin Humphreys (1994)
 Career: 406, John Powell (1990-94)

**STRIKEOUTS**

Game: 15, Tanner Burns vs. Cincinnati (3/1/19) [9.0 IP]
 Casey Mize vs. Vanderbilt (5/4/18) [9.0 IP]
 Chris Bootcheck vs. W. Virginia (3/6/99) [8.0 IP];
 Tim Hudson vs. Winthrop (2/26/97) [7.0 IP];
 John Powell at Ole Miss (4/29/94) [7.1 IP];
 Mark Chapman vs. Clemson (3/21/86) [9.0 IP]

Season: 191, John Powell (1993)
 Career: 602, John Powell (1990-94)

BASES ON BALLS

Season: 77, Quineth Roberts (1958)

WILD PITCHES

Season: 15, Jason Johnson (1993)
 Career: 29, Jon Hebel (1990-93); Scott Tillery (1983-86)

HIT BATSMEN

Season: 13, Eric Brandon (2002)

STRIKEOUTS PER NINE INNINGS

Season: 14.13 (113 in 72 IP), Gregg Olson (1988)
 Career: 13.06 (104 in 71.2 IP), Blake Burkhalter (2020-22)
 11.89 (255 in 193.0 IP), Tim Hudson (1996-97)
 11.36 (602 in 477.0 IP), John Powell (1990-94)

HITS PER NINE INNINGS

Season: 5.40 (51 in 85 IP), Q.V. Lowe (1966)
 Career: 5.87 (139 in 213 IP), Q.V. Lowe (1966-67)

TEAM HITTING**AT BATS**

Game: 66 at Florida (4/22/72) [20 inn.]
 Season: 2,428 in 1997

RUNS

Inning: 16 vs. Troy (3/2/94) [1st]
 Game: 33 vs. Alabama A&M (2/24/21)
 Season: 613 in 1997

HITS

Game: 27 vs. Alabama A&M (2/24/21)
 vs. Troy (3/2/94)
 Season: 828 in 1997

RUNS BATTED IN

Game: 33 vs. Alabama A&M (2/24/21)
 Season: 577 in 1997

SINGLES

Season: 560 in 1997

DOUBLES

Season: 165 in 1997, 1998

TRIPLES

Season: 26 in 1986

HOME RUNS

Season: 131 in 2010

EXTRA-BASE HITS

Season: 293 in 2010

TOTAL BASES

Season: 1,385 in 2010

STOLEN BASES

Season: 116 in 1974

BASE ON BALLS

Season: 349 in 1989

STRIKEOUTS

Game: 18 vs. LSU (5/5/23), vs. South Carolina (3/17/06)
 Season: 566 in 2022

HIT BY PITCH

Season: 84 in 2018

BATTING AVERAGE

Season: .348 in 2010

SLUGGING PERCENTAGE

Season: .591 in 2010

ON-BASE PERCENTAGE

Season: .428 in 1998

TEAM PITCHING**EARNED RUN AVERAGE**

Season: 2.09 in 1967

SAVES

Season: 23 in 1995

COMPLETE GAMES

Season: 21 in 1967

SHUTOUTS

Season: 9 in 1988

INNINGS PITCHED

Game: 20.0 at Florida (4/22/72)
 Season: 591.2 in 1997

STRIKEOUTS

Game: 25 vs. Arkansas (5/19/94)
 Season: 666 in 2022

INDIVIDUAL & TEAM RECORDS**MISCELLANEOUS RECORDS**

Games: 67 in 1997
 Wins: 50 in 1997, 1995
 Losses: 34 in 2006, 1983
 Winning Percentage: .794 in 1995 (50-13)
 Consecutive Wins: 17 in 1997
 Consecutive Losses: 10 in 2006
 SEC Wins: 20 in 2010
 SEC Losses: 22 in 2016
 SEC Winning Percentage: .882 in 1967 (15-2)
 Consecutive SEC Wins: 10 in 1987, 1967
 Consecutive SEC Losses: 10 in 2006
 Consecutive Winning Seasons: 23, 1956-77
 Consec. home games without being shutout: 190, 4/18/98-3/19/04
 Consec. non-conference home wins: 41, 2/7/97-4/22/98
 Consecutive one-run victories: 7, 1984
 Consecutive one-run games: 6 (5-1), May 3-12, 2002
 Most one-run wins, season: 12, 1967, 1981
 Most one-run losses, season: 14, 2005
 Most one-run games, season: 21, 1991, 2005





SINGLE SEASON TOP 10 - HITTING

| GAMES PLAYED | G |
|------------------------|----|
| 1. Heath Kelly (1997) | 67 |
| Jamie Kersh (1997) | 67 |
| 3. Ryan Bliss (2019) | 66 |
| Judd Ward (2019) | 66 |
| Jay Estes (2018) | 66 |
| Will Holland (2018) | 66 |
| Brendan Venter (2018) | 66 |
| 8. Kason Howell (2022) | 65 |
| Blake Rambusch (2022) | 65 |
| Edouard Julien (2019) | 65 |
| Steven Williams (2019) | 65 |
| Steven Williams (2018) | 65 |
| Casey Dunn (1999) | 65 |
| Todd Faulkner (1999) | 65 |
| Mailon Kent (1999) | 65 |
| Dominic Rich (1999) | 65 |
| Chad Wandall (1999) | 65 |
| Tim Hudson (1997) | 65 |
| Rob Macrory (1997) | 65 |
| Chad Wandall (1997) | 65 |
| Shawn McNally (1994) | 65 |
| Brandon Moore (1994) | 65 |
| Jay Waggoner (1994) | 65 |

| AT BATS | AB |
|-------------------------|-----|
| 1. Jay Waggoner (1994) | 291 |
| 2. Casey Dunn (1998) | 275 |
| 3. Tim Hudson (1997) | 273 |
| 4. Hunter Morris (2010) | 272 |
| Javon Moran (2003) | 272 |
| 6. Casey Dunn (1999) | 269 |
| Mailon Kent (1999) | 269 |
| Rob Macrory (1997) | 269 |
| Brandon Moore (1994) | 269 |
| 10. Jay Waggoner (1995) | 268 |

| RUNS | R |
|--------------------------|----|
| 1. Gabe Gross (2000) | 83 |
| 2. Scott Pratt (1998) | 82 |
| 3. Adam Sullivan (1997) | 81 |
| 4. Mailon Kent (2000) | 80 |
| 5. Mailon Kent (1999) | 79 |
| Josh Etheredge (1997) | 79 |
| 7. Rob Macrory (1997) | 77 |
| 8. Dominic Rich (2000) | 72 |
| 9. Josh Etheredge (1998) | 71 |
| Tim Hudson (1997) | 71 |
| Rock Wilson (1987) | 71 |

| HITS | H |
|-------------------------|-----|
| 1. Jay Waggoner (1994) | 119 |
| 2. Tim Hudson (1997) | 108 |
| 3. Hunter Morris (2010) | 105 |
| Todd Faulkner (2000) | 105 |
| Scott Pratt (1998) | 105 |
| 6. Adam Sullivan (1997) | 103 |
| 7. Gabe Gross (2000) | 102 |
| Casey Dunn (1999) | 102 |
| Mailon Kent (1999) | 102 |
| 10. Rob Macrory (1997) | 99 |

| RUNS BATTED IN | RBI |
|--------------------------|-----|
| 1. Todd Faulkner (2000) | 103 |
| 2. Tim Hudson (1997) | 95 |
| 3. Josh Etheredge (1998) | 90 |
| 4. Gabe Gross (2000) | 86 |
| Casey Dunn (1999) | 86 |
| 6. Frank Thomas (1989) | 83 |
| 7. Josh Etheredge (1997) | 82 |
| 8. Josh Etheredge (1996) | 78 |
| 9. Hunter Morris (2010) | 76 |
| 10. Paul Foster (1985) | 74 |

| SINGLES | 1B |
|---------------------------|----|
| 1. Jay Waggoner (1994) | 88 |
| 2. Javon Moran (2002) | 81 |
| Mailon Kent (1999) | 81 |
| 4. Adam Sullivan (1997) | 80 |
| 5. Brandon Moore (1994) | 71 |
| Clark Preble (1989) | 71 |
| 7. Tyler Johnstone (2005) | 70 |
| 8. Blake Rambusch (2022) | 69 |
| Tim Hudson (1997) | 69 |
| Rob Macrory (1997) | 69 |

| DOUBLES | 2B |
|-------------------------|----|
| 1. Todd Faulkner (2000) | 27 |
| 2. Gabe Gross (2000) | 26 |
| 3. Karl Amonite (2005) | 25 |
| Tug Hulett (2003) | 25 |
| Tony Haney (1986) | 25 |
| 6. Ike Irish (2023) | 24 |
| Rob Macrory (1997) | 24 |
| Kevin Chabot (1995) | 24 |
| 9. Kason Howell (2023) | 23 |
| Gabe Gross (1999) | 23 |
| Jamie Kersh (1999) | 23 |
| Jay Waggoner (1995) | 23 |
| Jay Waggoner (1994) | 23 |
| Chad Wandall (1998) | 23 |

| TRIPLES | 3B |
|------------------------|----|
| 1. Trey Gainous (1986) | 10 |
| 2. Javon Moran (2003) | 7 |
| Dominic Rich (2000) | 7 |
| Adam Sullivan (1996) | 7 |
| Jim Pyburn (1954) | 7 |
| Rock Wilson (1984) | 7 |
| Rock Wilson (1987) | 7 |
| 8. Clete Thomas (2005) | 6 |
| Clete Thomas (2004) | 6 |
| Jimmy Barfield (1964) | 6 |
| Frank Fryer (1965) | 6 |
| Bo Jackson (1985) | 6 |
| Scott Pratt (1998) | 6 |

| HOME RUNS | HR |
|---------------------------|----|
| 1. Bryson Ware (2023) | 24 |
| 2. Hunter Morris (2010) | 23 |
| 3. Sonny DiChiara (2022) | 22 |
| Brian Fletcher (2010) | 22 |
| Todd Faulkner (2000) | 22 |
| 6. Josh Etheredge (1998) | 21 |
| Frank Thomas (1987) | 21 |
| 8. Josh Etheredge (1997) | 20 |
| Todd Faulkner (1998) | 20 |
| 10. Joseph Sanders (2009) | 19 |
| Frank Thomas (1989) | 19 |

| EXTRA BASE HITS | XBH |
|--------------------------|-----|
| 1. Todd Faulkner (2000) | 49 |
| 2. Hunter Morris (2010) | 46 |
| 3. Doug Gilcrease (1982) | 41 |
| Frank Thomas (1989) | 41 |
| Josh Etheredge (1998) | 41 |
| 6. Brian Fletcher (2010) | 40 |
| Gabe Gross (2000) | 40 |
| 8. Tim Hudson (1997) | 39 |
| 9. Josh Etheredge (1997) | 38 |
| Scott Pratt (1998) | 38 |

| TOTAL BASES | TB |
|--------------------------|-----|
| 1. Hunter Morris (2010) | 202 |
| 2. Todd Faulkner (2000) | 198 |
| 3. Tim Hudson (1997) | 183 |
| 4. Brian Fletcher (2010) | 175 |
| 5. Casey Dunn (1999) | 171 |
| Scott Pratt (1998) | 171 |
| 7. Gabe Gross (2000) | 169 |
| 8. Josh Etheredge (1998) | 168 |
| 9. Frank Thomas (1989) | 165 |
| 10. Bryson Ware (2023) | 163 |

| MULTI-HIT GAMES | G |
|------------------------|----|
| 1. Jay Waggoner (1994) | 38 |
| 2. Tim Hudson (1997) | 35 |
| Brandon Moore (1994) | 35 |
| 4. Scott Pratt (1998) | 33 |
| Rob Macrory (1997) | 33 |
| Gabe Gross (2000) | 33 |
| 7. Tug Hulett (2003) | 32 |
| Todd Faulkner (2000) | 32 |
| Adam Sullivan (1997) | 32 |
| 10. Mailon Kent (1999) | 31 |
| Javon Moran (2002) | 31 |

| MULTI-RBI GAMES | G |
|--------------------------|----|
| 1. Tim Hudson (1997) | 29 |
| 2. Todd Faulkner (2000) | 27 |
| 3. Josh Etheredge (1998) | 26 |
| 4. Gabe Gross (2000) | 25 |
| 5. Brian Fletcher (2010) | 23 |
| Casey Dunn (1999) | 23 |
| Josh Etheredge (1997) | 23 |
| 8. Josh Etheredge (1996) | 21 |
| Frank Thomas (1989) | 21 |
| 10. Gabe Gross (1999) | 20 |
| Casey Dunn (1998) | 20 |

| STOLEN BASES | SB |
|-------------------------|----|
| 1. Mailon Kent (1999) | 40 |
| 2. Scott Pratt (1998) | 33 |
| 3. Jay Gonzalez (2012) | 30 |
| 4. Bruce Edwards (2007) | 28 |
| Dom Fucci (1978) | 28 |
| 6. Mailon Kent (2000) | 27 |
| 7. Javon Moran (2003) | 26 |
| Rob Macrory (1997) | 26 |
| Curt Cope (1974) | 26 |
| Rock Wilson (1987) | 26 |

| BASES ON BALLS | BB |
|---------------------------|----|
| 1. Frank Thomas (1989) | 73 |
| 2. Sonny DiChiara (2022) | 68 |
| 3. Gabe Gross (2000) | 59 |
| 4. Gabe Gross (2001) | 57 |
| Mark Bellhorn (1995) | 57 |
| 6. Dominic Rich (1999) | 55 |
| Dominic Rich (1998) | 55 |
| 8. Kevin Chabot (1995) | 51 |
| Scott Pratt (1998) | 51 |
| 10. Josh Etheredge (1997) | 47 |
| Jeff Leatherman (1991) | 47 |

| STRIKEOUTS | K |
|----------------------------|----|
| 1. Edouard Julien (2018) | 79 |
| 2. Kevin Chabot (1995) | 77 |
| 3. Edouard Julien (2019) | 76 |
| Brian Fletcher (2009) | 76 |
| 5. Rankin Woley (2019) | 68 |
| 6. Brian Fletcher (2010) | 67 |
| 7. Nate LaRue (2022) | 66 |
| 8. Conor Davis (2019) | 65 |
| Josh Bell (2004) | 65 |
| 10. Steven Williams (2019) | 64 |
| Luke Jarvis (2018) | 64 |

| HIT BY PITCH | HBP |
|--------------------------|-----|
| 1. Robert Lewis (1994) | 20 |
| 2. Jeff Powell (1989) | 19 |
| 3. Trent Mummey (2009) | 17 |
| 4. Robert Brooks (2007) | 16 |
| 5. Blake Rambusch (2022) | 15 |
| Brendan Venter (2018) | 15 |
| Damek Tomscha (2014) | 15 |
| 8. Kason Howell (2022) | 14 |
| Will Holland (2019) | 14 |
| Brett Burnham (2001) | 14 |

| BATTING AVERAGE | BA |
|--------------------------|------|
| 1. Paul Foster (1985) | .433 |
| 2. Jim Pyburn (1954) | .432 |
| 3. Gabe Gross (2000) | .430 |
| 4. Todd Faulkner (2000) | .423 |
| 5. Alan Koch (1959) | .419 |
| 6. Joey Martin (1971) | .417 |
| 7. Larry Nichols (1962) | .412 |
| 8. Jay Waggoner (1994) | .409 |
| 9. Scott Pratt (1998) | .407 |
| 10. Andy Merchant (1969) | .403 |

| SLUGGING PCT | PCT |
|---------------------------|------|
| 1. Bo Jackson (1985) | .864 |
| 2. Frank Thomas (1989) | .801 |
| 3. Todd Faulkner (2000) | .798 |
| 4. Trent Mummey (2010) | .797 |
| 5. Jim Pyburn (1954) | .784 |
| 6. Kevin Patterson (2010) | .782 |
| Doug Gilcrease (1982) | .782 |
| 8. Sonny DiChiara (2022) | .777 |
| 9. Hunter Morris (2010) | .743 |
| 10. Paul Foster (1985) | .741 |

| ON BASE PCT | OBP |
|----------------------------|------|
| 1. Frank Thomas (1989) | .568 |
| 2. Sonny DiChiara (2022) | .549 |
| 3. Gabe Gross (2000) | .536 |
| 4. Frank Thomas (1988) | .509 |
| 5. Scott Pratt (1998) | .503 |
| 6. Todd Faulkner (2000) | .502 |
| 7. Bo Jackson (1985) | .500 |
| 8. Tim Edge (1990) | .498 |
| 9. Adam Sullivan (1997) | .482 |
| 10. Jeff Leatherman (1991) | .476 |



CAREER TOP 10 - HITTING

AT BATS AB
1. Jay Waggoner (1992-95).....998
2. Brandon Moore (1991-94).....917
3. Kason Howell (2019-23).....906
4. Casey Dunn (1996-99).....905
5. Chad Wandall (1996-99).....901
6. Maillon Kent (1998-01).....879
7. Todd Faulkner (1998-01).....868
8. Jamie Kersh (1996-99).....838
9. Rock Wilson (1984-87).....801
10. Javon Moran (2001-03).....793

GAMES PLAYED GP
1. Kason Howell (2019-23).....248
2. Jay Waggoner (1992-95).....246
3. Chad Wandall (1996-99).....245
4. Brandon Moore (1991-94).....242
5. Maillon Kent (1998-01).....232
6. Casey Dunn (1996-99).....231
7. Mike Killimett (1991-94).....230
8. Jamie Kersh (1996-99).....228
9. Jeff Leatherman (1988-91).....227
10. Josh Etheredge (1995-98).....222

RUNS R
1. Maillon Kent (1998-01).....232
2. Jay Waggoner (1992-95).....208
3. Dominic Rich (1998-00).....207
4. Josh Etheredge (1995-98).....207
5. Rock Wilson (1984-87).....201
6. Todd Faulkner (1998-01).....197
7. Casey Dunn (1996-99).....197
8. Chad Wandall (1996-99).....194
9. Rob Macrory (1994-97).....194
10. Gabe Gross (1999-01).....184

HITS H
1. Jay Waggoner (1992-95).....341
2. Maillon Kent (1998-01).....309
3. Casey Dunn (1996-99).....307
4. Brandon Moore (1991-94).....304
5. Todd Faulkner (1998-01).....303
6. Chad Wandall (1996-99).....280
7. Javon Moran (2001-03).....267
8. Jamie Kersh (1996-99).....261
9. Gabe Gross (1999-01).....259
10. Rock Wilson (1984-87).....258

RUNS BATTED IN RBI
1. Josh Etheredge (1995-98).....269
2. Todd Faulkner (1998-01).....255
3. Casey Dunn (1996-99).....232
4. Gabe Gross (1999-01).....218
5. Frank Thomas (1987-89).....205
6. Jamie Kersh (1996-99).....197
7. Paul Foster (1983-86).....173
8. Brian Fletcher (2008-10).....171
9. Kevin Chabot (1993-95).....171
10. Maillon Kent (1998-01).....170
Chad Wandall (1996-99).....170

SINGLES 1B
1. Jay Waggoner (1992-95).....266
2. Brandon Moore (1990-94).....245
3. Maillon Kent (1998-01).....232
4. Casey Dunn (1996-99).....212
5. Jordan Ebert (2013-16).....207
6. Javon Moran (2001-03).....203
7. Chad Wandall (1996-99).....193
8. Jeff Leatherman (1988-91).....192
9. Rob Macrory (1994-97).....190
Rock Wilson (1984-87).....190

DOUBLES 2B
1. Kason Howell (2019-23).....71
Todd Faulkner (1998-01).....71
3. Gabe Gross (1999-00).....68
4. Chad Wandall (1996-99).....61
5. Casey Dunn (1996-99).....60
Tony Haney (1985-88).....60
7. Bobby Huddleston (2000-03).....56
Maillon Kent (1998-01).....56
9. Jamie Kersh (1996-99).....55
Josh Etheredge (1995-98).....55
Jay Waggoner (1992-95).....55

TRIPLES 3B
1. Rock Wilson (1984-87).....20
2. Clete Thomas (2003-05).....16
3. Trey Gainous (1985-87).....15
4. Javon Moran (2001-03).....13
Andrew Albrecht (1988-91).....13
6. Dominic Rich (1998-00).....12
7. Jay Waggoner (1992-95).....10
Mark Hatchett (1972-75).....10
9. Adam Sullivan (1996-97).....9
Jimmy Barfield (1963-64).....9
Chris Christopher (1991-93).....9
Jim Pyburn (1953-55).....9
Johnny Tutt (1980-81).....9

HOME RUNS HR
1. Josh Etheredge (1995-98).....59
2. Todd Faulkner (1998-01).....50
3. Brian Fletcher (2008-10).....49
Frank Thomas (1987-89).....49
5. Hunter Morris (2008-10).....46
6. Trent Mummey (2008-10).....36
7. Steven Williams (2018-21).....36
Kevin Chabot (1993-95).....36
9. Kevin Patterson (2008-11).....35
Mike Bianucci (2006-08).....35
Gabe Gross (1999-01).....35
Paul Foster (1983-86).....35

EXTRA-BASE HITS EBH
1. Todd Faulkner (1998-01).....125
2. Josh Etheredge (1995-98).....119
3. Gabe Gross (1999-01).....108
4. Frank Thomas (1987-89).....104
5. Brian Fletcher (2008-10).....98
6. Casey Dunn (1996-99).....95
7. Hunter Morris (2008-10).....93
8. Jamie Kersh (1996-99).....92
9. Kason Howell (2019-23).....90
10. Chad Wandall (1996-99).....87

TOTAL BASES TB
1. Todd Faulkner (1998-01).....532
2. Josh Etheredge (1995-98).....490
3. Casey Dunn (1996-99).....470
4. Jay Waggoner (1992-95).....446
5. Gabe Gross (1999-01).....442
6. Frank Thomas (1987-89).....434
7. Hunter Morris (2008-10).....426
8. Maillon Kent (1998-01).....421
9. Jamie Kersh (1996-99).....420
10. Chad Wandall (1996-99).....414

MULTI-HR GAMES G
1. Brian Fletcher (2008-10).....9
2. Josh Etheredge (1995-98).....8
Frank Thomas (1987-89).....8
4. Hunter Morris (2008-10).....5
5. Trent Mummey (2008-10).....4
Josh Bell (2003-05).....4
Tim Lemons (1984-85).....4
Bob Berry (1981-83).....4
9. Nine tied at.....3

MULTI-HIT GAMES G
1. Jay Waggoner (1992-95).....101
2. Maillon Kent (1998-01).....93
3. Todd Faulkner (1998-01).....92
4. Brandon Moore (1991-94).....89
5. Casey Dunn (1996-99).....87
6. Rob Macrory (1994-97).....86
7. Javon Moran (2001-03).....85
8. Gabe Gross (1999-01).....80
9. Chad Wandall (1996-99).....80
10. Dominic Rich (1998-00).....77

MULTI-RBI GAMES G
1. Josh Etheredge (1995-98).....74
2. Todd Faulkner (1998-01).....68
3. Casey Dunn (1996-99).....66
4. Gabe Gross (1999-01).....63
5. Jamie Kersh (1996-99).....51
6. Frank Thomas (1987-89).....49
7. Kevin Chabot (1993-95).....47
8. Brian Fletcher (2008-10).....46
9. Five tied at.....42

STOLEN BASES SB
1. Maillon Kent (1998-01).....90
2. Curt Cope (1973-76).....79
3. Dom Fucci (1976-79).....69
4. Javon Moran (2001-03).....68
5. Clete Thomas (2003-05).....58
6. Bruce Edwards (2004-07).....57
7. Rob Macrory (1994-97).....55
8. Mickey Miller (1973-76).....52
9. Dominic Rich (1998-00).....47
10. Ryan Tella (2012-14).....44
Trey Gainous (1985-87).....44

BASE ON BALLS BB
1. Jeff Leatherman (1988-91).....160
2. Frank Thomas (1987-89).....153
3. Gabe Gross (1999-01).....145
4. Kevin Chabot (1993-95).....142
5. Dominic Rich (1998-00).....141
6. Rock Wilson (1984-87).....134
Josh Etheredge (1995-98).....134
8. Jay Waggoner (1992-95).....127
9. Mark Bellhorn (1993-95).....121
10. Steven Williams (2018-21).....120

STRIKEOUTS K
1. Kevin Chabot (1993-96).....206
2. Brian Fletcher (2008-10).....196
3. Josh Etheredge (1995-98).....199
4. Kevin Patterson (2008-11).....192
5. Kason Howell (2019-23).....191
6. Jamie Kersh (1996-99).....181
7. Steven Williams (2018-21).....173
8. Chad Wandall (1996-99).....165
9. Scott Schade (2001-03).....158
10. Daniel Robert (2014-17).....158

HIT BY PITCH HBP
1. Kason Howell (2019-23).....39
2. Damon Haecker (2014-17).....34
3. Will Holland (2017-19).....31
4. Trent Mummey (2008-10).....29
5. Tony Caldwell (2008-11).....27
Brett Burnham (2000-01).....27
Josh Etheredge (1995-97).....27
8. Brian Fletcher (2008-10).....26
Jeff Powell (1989-90).....26

BATTING AVERAGE BA
1. Jimmy Barfield (1963-64)......385
2. Frank Thomas (1987-89)......382
3. Tim Hudson (1996-97)......379
4. Gabe Gross (1999-01)......375
5. Andy Merchant (1969-72)......363
6. Jim Pyburn (1953-55)......360
7. Adam Sullivan (1996-97)......359
8. Jay Waggoner (1993-95)......355
9. Frank Fryer (1964-66)......353
10. Maillon Kent (1998-01)......352
Paul Foster (1983-86)......352

SLUGGING PCT. PCT
1. Frank Thomas (1987-89)......722
2. Bo Jackson (1983, '85-86)......715
3. Tim Hudson (1996-97)......660
4. Brian Fletcher (2008-10)......649
5. Gabe Gross (1999-01)......641
6. Hunter Morris (2008-10)......628
7. Jimmy Barfield (1963-64)......626
8. Josh Etheredge (1995-98)......635
9. Karl Aronite (2003-05)......616
10. Mike Bianucci (2006-08)......613
Todd Faulkner (1998-01)......613

ON BASE PCT. OBP
1. Frank Thomas (1987-89)......514
2. Gabe Gross (1999-01)......480
3. Bo Jackson (1983, '85-86)......466
4. Mark Bellhorn (1993-95)......457
5. Garrett Cooper (2012-13)......452
6. Karl Aronite (2003-05)......449
7. Adam Sullivan (1996-97)......446
8. Dan Gamache (2009-11)......438
9. Dominic Rich (1998-00)......435
10. Josh Etheredge (1995-98)......434





SINGLE-SEASON TOP 10 - PITCHING

| GAMES PITCHED | | G |
|---------------------------|----|---|
| 1. John Madden (2005) | 44 | |
| 2. Gregg Olson (1987) | 42 | |
| 3. Gregg Olson (1988) | 36 | |
| 4. Jared Shore (2005) | 35 | |
| 5. Colter Bean (1999) | 34 | |
| 6. Steven Register (2003) | 33 | |
| Brandon Mayfield (2000) | 33 | |
| Finley Woodward (1995) | 33 | |
| Ryan Halla (1994) | 33 | |
| 10. Michael Nix (2005) | 32 | |
| Cory Dueitt (2003) | 32 | |

| EARNED RUN AVERAGE | | ERA |
|---------------------------|------|-----|
| 1. Paul Susce (1954) | 0.99 | |
| 2. George Simmons (1968) | 1.26 | |
| 3. Gregg Olson (1987) | 1.26 | |
| 4. Terry Leach (1974) | 1.31 | |
| 5. Beal Lazenby (1969) | 1.43 | |
| 6. Jimmy Crysel (1964) | 1.46 | |
| 7. Tom McClendon (1953) | 1.48 | |
| 8. Herbie Pearce (1954) | 1.49 | |
| 9. Quineth Roberts (1958) | 1.56 | |
| 10. Jim Blausler (1967) | 1.56 | |

| GAMES STARTED (since 1975) | | GS |
|----------------------------|----|----|
| 1. Ryan Halla (1995) | 24 | |
| 2. John Powell (1993) | 23 | |
| 3. Brent Schoening (1999) | 21 | |
| Chris Bootcheck (1999) | 21 | |
| Kevin Humphreys (1994) | 21 | |
| Mark Chapman (1987) | 21 | |
| 7. Chris Bootcheck (2000) | 19 | |
| Bryan Hebson (1997) | 19 | |
| 9. Seven tied at | 18 | |

| GAMES RELIEVED (since 1975) | | GR |
|-----------------------------|----|----|
| 1. John Madden (2005) | 44 | |
| 2. Gregg Olson (1987) | 42 | |
| 3. Gregg Olson (1988) | 35 | |
| 4. Colter Bean (1999) | 34 | |
| 5. Steven Register (2003) | 33 | |
| Brandon Mayfield (2000) | 33 | |
| Finley Woodward (1995) | 33 | |
| 8. Michael Nix (2005) | 32 | |
| 9. Calvin Coker (2017) | 31 | |
| Bryan Woodall (2008) | 31 | |

| WINS | | |
|----------------------------|----|--|
| 1. Ryan Halla (1995) | 16 | |
| 2. Tim Hudson (1997) | 15 | |
| Q. V. Lowe (1967) | 15 | |
| John Powell (1993) | 15 | |
| 5. Tommy Youngblood (1989) | 14 | |
| 6. Brent Schoening (1999) | 13 | |
| Hayden Gliemmo (1999) | 13 | |
| Hayden Gliemmo (1998) | 13 | |
| Kevin Humphreys (1994) | 13 | |
| 10. Chris Morrison (1995) | 12 | |

| LOSSES | | L |
|---------------------------|----|---|
| 1. Mike Ferry (1990) | 10 | |
| 2. Evan Crawford (2006) | 8 | |
| Jon Hebel (1992) | 8 | |
| Ward Yerby (1983) | 8 | |
| 5. Derek Varnadore (2012) | 7 | |
| Chris Dennis (2006) | 7 | |
| Hayden Gliemmo (1999) | 7 | |
| John Powell (1992) | 7 | |
| Phil Deriso (1981) | 7 | |
| Phil Deriso (1980) | 7 | |
| Jack Van Yperen (1972) | 7 | |

| WINNING PERCENTAGE | | PCT | (W-L) |
|----------------------------|-------|--------|-------|
| 1. Levale Speigner (2003) | 1.000 | (10-0) | |
| Jimmy Crysel (1964) | 1.000 | (9-0) | |
| Terry Leach (1974) | 1.000 | (9-0) | |
| Steven Register (2004) | 1.000 | (7-0) | |
| Ed Ohman (1988) | 1.000 | (7-0) | |
| Lloyd Nix (1959) | 1.000 | (6-0) | |
| Elliott Anderson (2018) | 1.000 | (5-0) | |
| Steven Register (2002) | 1.000 | (5-0) | |
| Phil Constan (1980) | 1.000 | (5-0) | |
| John Powell (1990) | 1.000 | (5-0) | |
| 11. Q. V. Lowe (1967) | .938 | (15-1) | |
| 12. Brent Schoening (1999) | .928 | (13-1) | |
| 13. Gregg Olson (1987) | .917 | (11-1) | |

| SAVES | | SV |
|----------------------------|----|----|
| 1. Finley Woodward (1995) | 19 | |
| 2. Blake Burkhalter (2022) | 16 | |
| Steven Register (2003) | 16 | |
| 4. Michael Nix (2005) | 13 | |
| 5. Cody Greenhill (2019) | 12 | |
| Austin Hubbard (2009) | 12 | |
| 7. Bryan Woodall (2008) | 11 | |
| 8. Terrance Dedrick (2013) | 10 | |
| Austin Hubbard (2010) | 10 | |
| Gregg Olson (1988) | 10 | |
| Gregg Olson (1987) | 10 | |

| COMPLETE GAMES | | CG |
|---------------------------|----|----|
| 1. Joe Beckwith (1977) | 10 | |
| Q. V. Lowe (1967) | 10 | |
| 3. Bill Letchworth (1951) | 9 | |
| 4. John Powell (1993) | 7 | |
| John Powell (1992) | 7 | |
| Ward Yerby (1983) | 7 | |
| Jim Blausler (1967) | 7 | |
| 8. Mark Chapman (1987) | 6 | |
| Mark Chapman (1986) | 6 | |
| Robert Hudson (1977) | 6 | |
| Robert Hudson (1976) | 6 | |
| Terry Leach (1976) | 6 | |
| Davis May (1975) | 6 | |

| INNINGS PITCHED | | IP |
|---------------------------|-------|----|
| 1. Ryan Halla (1995) | 146.2 | |
| 2. Kevin Humphreys (1994) | 142.2 | |
| 3. John Powell (1993) | 141.0 | |
| 4. Brent Schoening (1999) | 138.1 | |
| 5. Q.V. Lowe (1967) | 128.0 | |
| 6. Chris Bootcheck (1999) | 127.2 | |
| 7. Hayden Gliemmo (1999) | 123.1 | |
| 8. Chris Bootcheck (2000) | 122.0 | |
| 9. Scott Renner (1989) | 120.0 | |
| 10. Tim Hudson (1997) | 118.1 | |
| Hayden Gliemmo (1998) | 118.1 | |

| STRIKEOUTS | | K |
|---------------------------|-----|---|
| 1. John Powell (1993) | 191 | |
| 2. Tim Hudson (1997) | 165 | |
| 3. Casey Mize (2018) | 156 | |
| 4. Brent Schoening (1999) | 151 | |
| 5. Ryan Halla (1995) | 148 | |
| 6. John Powell (1994) | 130 | |
| 7. Chris Bootcheck (1999) | 125 | |
| 8. Q.V. Lowe (1967) | 123 | |
| 9. Bryan Hebson (1997) | 121 | |
| John Powell (1991) | 121 | |
| 10. John Powell (1992) | 120 | |



CAREER TOP 10 - PITCHING/DEFENSE

| GAMES PITCHED | GP |
|------------------------------|-----|
| 1. Colter Bean (1997-00) | 108 |
| 2. Cory Dueitt (2001-04) | 107 |
| 3. Gregg Olson (1986-88) | 97 |
| 4. John Powell (1990-94) | 96 |
| 5. Ryan Halla (1993-96) | 89 |
| 6. Levale Speigner (2000-03) | 87 |
| Mark Fuller (1989-92) | 87 |
| 8. Finley Woodward (1995-97) | 85 |
| 9. Mark Shifflett (1978-81) | 84 |
| 10. Mike Ferry (1988-90) | 77 |

| EARNED RUN AVERAGE | FRA |
|-----------------------------------|------|
| 1. Q.V. Lowe (1966-67) | 1.69 |
| 2. Joe Overton (1962-63) | 1.77 |
| 3. Joe Beckwith (1974-77) | 1.92 |
| 4. Tommy Smith (1967-68) | 2.07 |
| 5. Monti Sharpe (1964-65) | 2.25 |
| 6. Keegan Thompson (2014-15, '17) | 2.46 |
| Rick Eisenacher (1969-71) | 2.46 |
| 8. Jim Blausen (1966-67) | 2.52 |
| 9. Terry Leach (1973-76) | 2.53 |
| 10. Cody Greenhill (2018-pres) | 2.59 |
| John Powell (1993-94) | 2.59 |

| GAMES STARTED (since 1975) | GS |
|------------------------------|----|
| 1. John Powell (1990-94) | 77 |
| 2. Hayden Gliemmo (1998-00) | 63 |
| Mark Chapman (1984-87) | 63 |
| 4. Ryan Halla (1993-96) | 58 |
| 5. Arnold Hughey (2002-05) | 55 |
| 6. Brent Schoening (1997-99) | 52 |
| 7. Levale Speigner (2000-03) | 51 |
| 8. Colby Paxton (2001-04) | 49 |
| Chris Bootcheck (1998-00) | 49 |
| 10. Bryan Hebson (1995-97) | 44 |

| GAMES RELIEVED (since 1975) | GR |
|-------------------------------|-----|
| 1. Colter Bean (1997-00) | 106 |
| 2. Cory Dueitt (2001-04) | 89 |
| 3. Gregg Olson (1986-88) | 82 |
| 4. John Madden (2004-05) | 73 |
| 5. Finley Woodward (1995-97) | 69 |
| 6. Bradley Hendrix (2008-11) | 68 |
| Steven Register (2002-04) | 68 |
| 8. Mike Ferry (1989-90) | 67 |
| 9. Elliott Anderson (2017-19) | 65 |
| 10. Jason LeBoeuf (1992-95) | 64 |

| WINS | W |
|------------------------------|----|
| 1. John Powell (1990-94) | 43 |
| 2. Ryan Halla (1993-96) | 39 |
| 3. Hayden Gliemmo (1998-01) | 37 |
| 4. Joe Beckwith (1974-77) | 31 |
| 5. Brent Schoening (1997-99) | 29 |
| 6. Levale Speigner (2000-03) | 28 |
| 7. Mark Shifflett (1978-81) | 27 |
| Mark Chapman (1984-87) | 26 |
| 9. Chris Bootcheck (1998-00) | 25 |
| Bryan Hebson (1995-97) | 25 |
| Gregg Olson (1986-88) | 25 |

| LOSSES | L |
|------------------------------|----|
| 1. John Powell (1990-94) | 20 |
| 2. Phil Deriso (1978-81) | 19 |
| 3. Arnold Hughey (2002-05) | 17 |
| Jack Van Yperen (1971-73) | 17 |
| Mark Shifflett (1978-81) | 17 |
| Mark Chapman (1984-87) | 17 |
| 7. Jon Luke Jacobs (2009-12) | 16 |
| Ryan Halla (1993-96) | 16 |
| Jon Hebel (1990-93) | 16 |
| Bill Latham (1978-81) | 16 |

| WINNING PCT (10+ Dec.) | PCT | (W-L) |
|-------------------------------|-----|--------|
| 1. Q.V. Lowe (1966-67) | 885 | (23-3) |
| 2. Elliott Anderson (2017-19) | 867 | (13-2) |
| 3. Chris Morrison (1994-95) | 840 | (21-4) |
| 4. Steven Register (2002-04) | 833 | (15-3) |
| 5. Joe Overton (1962-63) | 824 | (14-3) |
| 6. Jerry Lewter (1963-65) | 818 | (9-2) |
| 7. Tim Hudson (1996-97) | 800 | (20-5) |
| Jimmy Crysel (1963-65) | 800 | (12-3) |
| 9. Kevin Humphreys (1994-95) | 786 | (22-6) |
| 10. Gregg Olson (1986-88) | 781 | (25-7) |

| WINNING PCT (20+ Dec.) | PCT | (W-L) |
|-------------------------------|-----|---------|
| 1. Q.V. Lowe (1966-67) | 885 | (23-3) |
| 2. Chris Morrison (1994-95) | 840 | (21-4) |
| 3. Tim Hudson (1996-97) | 800 | (20-5) |
| 4. Kevin Humphreys (1994-95) | 786 | (22-6) |
| 5. Gregg Olson (1986-88) | 781 | (25-7) |
| 6. Hayden Gliemmo (1998-01) | 775 | (37-12) |
| 6. Brent Schoening (1997-99) | 763 | (29-9) |
| 7. Tommy Youngblood (1987-90) | 739 | (17-6) |
| 9. Chris Bootcheck (1998-00) | 714 | (25-10) |
| 10. Ryan Halla (1993-96) | 709 | (39-16) |

| SAVES | S |
|-------------------------------|----|
| 1. Finley Woodward (1995-97) | 29 |
| 2. Steven Register (2002-04) | 25 |
| 3. Austin Hubbard (2007-10) | 22 |
| 4. Cody Greenhill (2018-21) | 20 |
| Colter Bean (1997-00) | 20 |
| Gregg Olson (1986-88) | 20 |
| 7. Blake Burkhalter (2020-22) | 16 |
| 8. Terrance Dedrick (2013-14) | 14 |
| 9. Michael Nix (2004-05) | 13 |
| Mike Ferry (1988-90) | 13 |

| COMPLETE GAMES | CG |
|----------------------------|----|
| 1. Joe Beckwith (1974-77) | 20 |
| 2. John Powell (1990-94) | 18 |
| 3. Mark Chapman (1984-87) | 17 |
| 4. Robert Hudson (1975-77) | 14 |
| 5. Terry Leach (1973-76) | 13 |
| 6. Q.V. Lowe (1966-67) | 10 |
| 7. Ward Yerby (1982-83) | 9 |
| 8. Phil Deriso (1978-81) | 8 |
| 9. Stacy Jones (1986-88) | 7 |
| Bill Latham (1978-81) | 7 |
| Jim Blausen (1966-67) | 7 |

| INNINGS PITCHED | IP |
|------------------------------|-------|
| 1. John Powell (1990-94) | 477.0 |
| 2. Ryan Halla (1993-96) | 400.0 |
| 3. Levale Speigner (2000-03) | 369.2 |
| 4. Hayden Gliemmo (1998-01) | 359.0 |
| 5. Arnold Hughey (2002-05) | 345.1 |
| 6. Mark Chapman (1984-87) | 343.1 |
| 7. Joe Beckwith (1974-77) | 338.0 |
| 8. Brent Schoening (1997-99) | 325.0 |
| 9. Chris Bootcheck (1998-00) | 304.1 |
| 10. Mark Fuller (1989-92) | 288.2 |

| STRIKEOUTS | K |
|------------------------------|-----|
| 1. John Powell (1990-94) | 602 |
| 2. Ryan Halla (1993-96) | 392 |
| 3. Brent Schoening (1997-99) | 327 |
| 4. Casey Mize (2016-18) | 324 |
| 5. Hayden Gliemmo (1998-01) | 290 |
| 6. Arnold Hughey (2002-05) | 272 |
| 7. Gregg Olson (1986-88) | 271 |
| 8. Chris Bootcheck (1998-00) | 270 |
| 9. Tim Hudson (1996-97) | 255 |
| 10. Bryan Hebson (1995-97) | 251 |

| CAUGHT STEALING BY | CS |
|-------------------------------|----|
| 1. Tony Caldwell (2008-11) | 59 |
| 2. Casey Dunn (1996-99) | 57 |
| 3. Blake Austin (2011-2014) | 48 |
| 4. Josh Bell (2003-05) | 39 |
| 5. Bobby Huddleston (2000-03) | 35 |
| 6. Blake Logan (2014-17) | 33 |
| 7. Josh Donaldson (2005-07) | 29 |
| Trent Pratt (2001-02) | 29 |
| 9. Ryan Jenkins (2006-10) | 28 |
| 10. Nate LaRue (2020-23) | 27 |





TEAM TOP 10

TEAM BATTING

GAMES

- 67 (1997)
- 66 (2019)
- 66 (2018)
- 65 (2022)
- 65 (1999)
- 65 (1994)
- 64 (2010)
- 64 (1989)
- 64 (1998)
- 63 (2017)
- 63 (2003)
- 63 (1995)
- 63 (1993)

AT BATS

- 2,428 (1997)
- 2,344 (2010)
- 2,327 (1994)
- 2,324 (1998)
- 2,323 (1999)
- 2,281 (2019)
- 2,251 (2022)
- 2,244 (2003)
- 2,223 (2018)
- 2,174 (1995)

RUNS

- 613 (1997)
- 595 (1998)
- 584 (2010)
- 558 (2000)
- 546 (1999)
- 503 (1994)
- 480 (1995)
- 467 (2018)
- 464 (1989)
- 455 (2022)

HITS

- 828 (1997)
- 816 (2010)
- 789 (1998)
- 769 (1999)
- 744 (1994)
- 702 (2000)
- 687 (2003)
- 679 (1993)
- 673 (1995)
- 659 (1989)

RBI

- 577 (1997)
- 549 (2010)
- 541 (1998)
- 507 (2000)
- 495 (1999)
- 444 (1994)
- 435 (1995)
- 423 (2022)
- 423 (2018)
- 414 (1989)

SINGLES

- 560 (1997)
- 548 (1994)
- 542 (1999)
- 523 (2010)
- 518 (1998)
- 511 (1993)
- 498 (2018)
- 488 (1989)
- 480 (2000)
- 477 (2003)
- 463 (2002)

DOUBLES

- 165 (1997)
- 165 (1998)
- 157 (1999)
- 152 (1995)
- 148 (2010)
- 144 (2000)
- 139 (2003)
- 135 (2008)
- 133 (1994)
- 128 (2002)

TRIPLES

- 26 (1986)
- 23 (1980)
- 22 (1985)
- 21 (2003)
- 21 (1994)
- 20 (1999)
- 19 (2012)
- 19 (1996)
- 19 (1998)
- 18 (2015)
- 18 (1997)
- 18 (1964)

HOME RUNS

- 131 (2010)
- 103 (2009)
- 87 (1998)
- 86 (2021)
- 85 (1997)
- 84 (2023)
- 74 (2022)
- 73 (2018)
- 72 (1985)
- 63 (2000)

EXTRA-BASE HITS

- 293 (2010)
- 271 (1998)
- 268 (1997)
- 227 (1999)
- 222 (2000)
- 219 (1995)
- 218 (2009)
- 210 (2022)
- 210 (2003)
- 208 (2008)

TOTAL BASES

- 1,385 (2010)
- 1,284 (1997)
- 1,253 (1998)
- 1,116 (1999)
- 1,065 (2000)
- 1,050 (2018)
- 1,045 (1994)
- 1,018 (2003)
- 1,009 (1995)
- 1,005 (2022)

STOLEN BASES

- 116 (1974)
- 113 (2012)
- 105 (2007)
- 101 (1971)
- 97 (2000)
- 90 (1978)
- 84 (2001)
- 83 (1999)
- 80 (2014)
- 76 (2005)
- 76 (1998)

BASE ON BALLS

- 349 (1989)
- 346 (1998)
- 340 (2000)
- 320 (1995)
- 309 (2018)
- 308 (1994)
- 304 (2022)
- 288 (2001)
- 287 (2023)
- 280 (2019)
- 280 (2017)

STRIKEOUTS

- 566 (2022)
- 553 (2019)
- 508 (2023)
- 501 (2018)
- 484 (2009)
- 465 (2010)
- 445 (2017)
- 433 (2021)
- 416 (2016)
- 416 (2005)
- 416 (2004)

HIT BY PITCH

- 84 (2018)
- 80 (2022)
- 76 (2014)
- 73 (2010)
- 70 (1997)
- 69 (2023)
- 65 (2007)
- 65 (2000)
- 64 (1989)
- 63 (2009)

BATTING AVG.

- .348 (2010)
- .341 (1997)
- .340 (1998)
- .331 (1999)
- .325 (1964)
- .324 (2000)
- .323 (1985)
- .320 (1994)
- .316 (1982)
- .315 (1993)

SLUGGING PCT.

- .591 (2010)
- .539 (1998)
- .529 (1997)
- .516 (2009)
- .514 (1985)
- .495 (1982)
- .491 (2000)
- .487 (2021)
- .480 (1999)
- .480 (2023)

ON-BASE PCT.

- .428 (1998)
- .425 (2000)
- .423 (2010)
- .419 (1997)
- .417 (1999)
- .417 (1989)
- .410 (1994)
- .407 (1995)
- .399 (1988)
- .397 (1987)
- .397 (1985)

TEAM PITCHING

ERA

- 2.09 (1967)
- 2.19 (1964)
- 2.19 (1954)
- 2.32 (1976)
- 2.48 (1958)
- 2.49 (1969)
- 2.50 (1962)
- 2.54 (1968)
- 3.13 (1975)
- 3.13 (1988)

WINS

- 50 (1997)
- 50 (1995)
- 46 (1999)
- 46 (1998)
- 44 (1994)
- 44 (1989)
- 43 (2022)
- 43 (2018)
- 43 (2010)
- 42 (2003)
- 42 (1987)

LOSSES

- 34 (2006)
- 34 (1983)
- 33 (2016)
- 29 (2011)
- 28 (2019)
- 28 (2014)
- 28 (2012)
- 28 (2008)
- 27 (2021)
- 26 (2017)
- 26 (2015)
- 26 (2005)
- 26 (2002)
- 26 (1981)

SAVES

- 23 (1995)
- 21 (2005)
- 21 (2003)
- 20 (2022)
- 18 (2015)
- 18 (2013)
- 18 (1997)
- 17 (2018)
- 16 (2019)
- 16 (2010)

WINNING PCT.

- .794 (1995)
- .773 (1954)
- .762 (1967)
- .750 (1964)
- .746 (1997)
- .719 (1998)
- .712 (1976)
- .709 (1988)
- .708 (1999)
- .705 (1974)

SHUTOUTS

- 9 (1988)
- 8 (2015)
- 8 (1989)
- 8 (1976)
- 7 (2019)
- 7 (2017)
- 7 (1967)
- 5 (2018)
- 5 (2014)
- 5 (1992)
- 5 (1990)
- 5 (1974)

INNINGS PITCHED

- 598.1 (2019)
- 591.2 (1997)
- 579.0 (2022)
- 579.0 (2018)
- 572.1 (2010)
- 570.0 (1999)
- 570.0 (1994)
- 565.1 (1995)
- 562.0 (2017)
- 561.2 (1998)

STRIKEOUTS

- 666 (2022)
- 629 (1997)
- 595 (2018)
- 568 (2019)
- 558 (1993)
- 554 (1999)
- 512 (1994)
- 502 (2023)
- 489 (1996)
- 485 (2017)

COMPLETE GAMES

- 21 (1967)
- 19 (1977)
- 18 (1976)
- 16 (1975)
- 13 (1985)
- 13 (1981)
- 11 (1992)
- 11 (1989)
- 11 (1983)
- 9 (1993)
- 9 (1986)



YEAR-BY-YEAR TEAM HITTING

| Year | G | AVG | SLG | OBP | AB | R | H | 2B | 3B | HR | RBI | SB | SBA | BB | SO | HBP | SAC | SF |
|------|----|------|------|------|------|-----|-----|-----|----|-----|-----|-----|-----|-----|-----|-----|-----|----|
| 1949 | 19 | .277 | | | 590 | 74 | 134 | 20 | 8 | 4 | 52 | 22 | | 12 | | | 12 | |
| 1950 | 25 | .294 | | | 878 | 150 | 258 | 32 | 8 | 3 | 121 | 64 | | 116 | | | 21 | |
| 1951 | 25 | .295 | | | 916 | 212 | 270 | 40 | 12 | 16 | 163 | | | | | | | |
| 1952 | 26 | .256 | | | 927 | 187 | 237 | 36 | 12 | 8 | 149 | 27 | | 167 | 171 | | | |
| 1953 | 21 | .234 | | | 697 | 114 | 163 | 21 | 9 | 10 | 88 | | | | | | | |
| 1954 | 22 | .281 | | | 740 | 154 | 208 | 32 | 14 | 11 | 150 | | | | | | | |
| 1955 | 25 | .288 | | | 890 | 172 | 256 | 42 | 7 | 9 | 153 | | | | | | | |
| 1956 | 23 | .270 | | | 756 | 165 | 204 | 25 | 12 | 12 | 141 | 54 | | | | | | |
| 1957 | 26 | .294 | | | 889 | 176 | 261 | 29 | 13 | 10 | 154 | 24 | | | | | | |
| 1958 | 27 | .274 | | | 951 | 198 | 261 | 42 | 13 | 15 | 174 | 40 | | | | | | |
| 1959 | 27 | .271 | | | 929 | 155 | 252 | 38 | 8 | 4 | 130 | 44 | | | | | | |
| 1960 | 23 | .268 | | | 817 | 159 | 219 | 32 | 9 | 12 | 126 | 28 | | | | | | |
| 1961 | 25 | .289 | | | 863 | 190 | 249 | 37 | 13 | 22 | 176 | 14 | | 151 | | | | |
| 1962 | 22 | .268 | | | 758 | 146 | 203 | 32 | 8 | 17 | 142 | 1 | | 129 | | | | |
| 1963 | 25 | .268 | | | 822 | 156 | 220 | 36 | 16 | 8 | 130 | 55 | | | | | | |
| 1964 | 28 | .307 | | | 933 | 174 | 286 | 42 | 19 | 8 | 134 | 56 | | | | | | |
| 1965 | 20 | .280 | | | 656 | 129 | 184 | 33 | 17 | 10 | 104 | 35 | | | | | | |
| 1966 | 23 | .271 | | | 790 | 117 | 214 | 27 | 9 | 21 | 107 | 24 | | | | | | |
| 1967 | 42 | .289 | | | 1279 | 219 | 369 | 47 | 12 | 32 | 198 | 36 | | 146 | | | | |
| 1968 | 34 | .291 | | | 1091 | 182 | 318 | 44 | 9 | 19 | 150 | 18 | | | | | | |
| 1969 | 37 | .278 | | | 1178 | 189 | 328 | 49 | 10 | 8 | 160 | 65 | | | | | | |
| 1970 | | | | | | | | | | | | | | | | | | |
| 1971 | 39 | .303 | | | 1225 | 242 | 371 | 67 | 8 | 32 | 223 | 101 | | | | | | |
| 1972 | 35 | .268 | | | 1128 | 185 | 302 | 44 | 14 | 18 | 159 | 58 | | | | | | |
| 1973 | 39 | .248 | | | 1221 | 185 | 303 | 45 | 15 | 9 | 166 | 78 | | | | | | |
| 1974 | 44 | .274 | | | 1332 | 252 | 365 | 58 | 15 | 14 | 201 | 116 | | 241 | 186 | | 17 | 20 |
| 1975 | 45 | .261 | | | 1378 | 231 | 360 | 77 | 6 | 21 | 210 | 56 | | 204 | 263 | | 18 | 25 |
| 1976 | 52 | .283 | | | 1506 | 286 | 426 | 66 | 8 | 28 | 251 | 75 | | 236 | 246 | | 40 | 16 |
| 1977 | 46 | .284 | | | 1395 | 285 | 396 | 71 | 12 | 34 | 251 | 78 | | 239 | 300 | | 30 | 16 |
| 1978 | 54 | .293 | | | 1707 | 372 | 501 | 109 | 16 | 57 | 298 | 90 | | 238 | 324 | 25 | 29 | 24 |
| 1979 | 42 | .275 | | | 1238 | 245 | 341 | 58 | 11 | 33 | 201 | 67 | | 216 | 231 | 19 | 40 | 18 |
| 1980 | 51 | .248 | | | 1542 | 237 | 382 | 60 | 23 | 20 | 189 | 69 | | 231 | 327 | 23 | 58 | 20 |
| 1981 | 53 | .273 | | | 1691 | 292 | 461 | 80 | 8 | 49 | 248 | 46 | | 203 | 278 | 14 | 28 | 13 |
| 1982 | 48 | .316 | | | 1569 | 348 | 496 | 93 | 8 | 57 | 307 | 29 | | 222 | 222 | 18 | 23 | 18 |
| 1983 | 50 | .262 | .436 | | 1597 | 315 | 418 | 81 | 7 | 61 | 268 | 33 | 54 | 277 | 314 | 21 | 30 | |
| 1984 | 51 | .270 | .439 | | 1611 | 313 | 435 | 75 | 10 | 60 | 275 | 49 | 63 | 231 | 312 | 23 | 28 | 12 |
| 1985 | 52 | .323 | .514 | | 1796 | 404 | 580 | 83 | 22 | 72 | 372 | 23 | 33 | 213 | 287 | 21 | 10 | 20 |
| 1986 | 55 | .291 | .431 | | 1821 | 364 | 530 | 75 | 26 | 42 | 322 | 28 | 34 | 276 | 294 | 22 | 17 | 17 |
| 1987 | 59 | .306 | .469 | .397 | 1931 | 412 | 590 | 123 | 15 | 54 | 365 | 59 | 74 | 271 | 304 | 31 | 16 | 15 |
| 1988 | 55 | .308 | .415 | .399 | 1785 | 373 | 549 | 96 | 15 | 27 | 332 | 21 | 33 | 258 | 275 | 31 | 10 | 24 |
| 1989 | 64 | .309 | .433 | .413 | 2132 | 464 | 659 | 116 | 16 | 39 | 414 | 32 | 42 | 349 | 275 | 64 | 24 | 24 |
| 1990 | 58 | .291 | .409 | .382 | 1880 | 372 | 548 | 99 | 14 | 31 | 323 | 21 | 38 | 253 | 246 | 37 | 20 | 23 |
| 1991 | 59 | .299 | .444 | .390 | 1985 | 411 | 593 | 110 | 11 | 52 | 381 | 25 | 41 | 271 | 274 | 39 | 24 | 20 |
| 1992 | 55 | .281 | .352 | .370 | 1812 | 258 | 510 | 70 | 12 | 11 | 225 | 34 | 50 | 238 | 294 | 31 | 28 | 17 |
| 1993 | 63 | .315 | .435 | .396 | 2158 | 426 | 679 | 116 | 13 | 39 | 385 | 59 | 83 | 255 | 348 | 34 | 37 | 18 |
| 1994 | 65 | .320 | .449 | .410 | 2327 | 503 | 744 | 133 | 21 | 42 | 444 | 64 | 85 | 308 | 379 | 48 | 52 | 26 |
| 1995 | 63 | .310 | .464 | .407 | 2174 | 480 | 673 | 152 | 17 | 50 | 435 | 48 | 76 | 320 | 399 | 38 | 55 | 27 |
| 1996 | 56 | .287 | .428 | .373 | 1951 | 374 | 559 | 115 | 19 | 41 | 345 | 67 | 78 | 222 | 330 | 48 | 51 | 16 |
| 1997 | 67 | .341 | .529 | .419 | 2428 | 613 | 828 | 165 | 18 | 85 | 577 | 67 | 82 | 278 | 382 | 70 | 49 | 30 |
| 1998 | 64 | .340 | .539 | .428 | 2324 | 595 | 789 | 165 | 19 | 87 | 541 | 76 | 95 | 346 | 408 | 43 | 26 | 37 |
| 1999 | 65 | .331 | .480 | .417 | 2323 | 546 | 769 | 157 | 20 | 50 | 495 | 83 | 93 | 324 | 368 | 48 | 45 | 40 |
| 2000 | 61 | .324 | .491 | .425 | 2169 | 558 | 702 | 144 | 15 | 63 | 507 | 97 | 118 | 340 | 314 | 65 | 44 | 30 |
| 2001 | 58 | .291 | .417 | .393 | 1981 | 406 | 576 | 118 | 14 | 35 | 365 | 84 | 102 | 288 | 320 | 60 | 43 | 25 |
| 2002 | 60 | .302 | .427 | .373 | 2116 | 399 | 639 | 128 | 7 | 41 | 358 | 56 | 66 | 215 | 356 | 41 | 43 | 25 |
| 2003 | 63 | .306 | .454 | .374 | 2244 | 399 | 687 | 138 | 21 | 50 | 374 | 50 | 67 | 212 | 409 | 43 | 34 | 21 |
| 2004 | 56 | .279 | .398 | .358 | 1935 | 318 | 540 | 105 | 16 | 31 | 291 | 39 | 50 | 218 | 416 | 33 | 39 | 22 |
| 2005 | 60 | .293 | .434 | .377 | 2069 | 356 | 607 | 118 | 17 | 46 | 326 | 76 | 96 | 243 | 416 | 49 | 19 | 25 |
| 2006 | 56 | .276 | .389 | .351 | 1945 | 283 | 536 | 104 | 6 | 35 | 255 | 41 | 55 | 174 | 397 | 61 | 31 | 15 |
| 2007 | 56 | .295 | .411 | .382 | 1978 | 395 | 583 | 104 | 6 | 38 | 350 | 105 | 127 | 234 | 394 | 65 | 37 | 29 |
| 2008 | 56 | .301 | .475 | .383 | 1949 | 387 | 586 | 135 | 15 | 58 | 346 | 74 | 106 | 228 | 386 | 51 | 30 | 30 |
| 2009 | 56 | .286 | .516 | .381 | 1906 | 391 | 546 | 102 | 13 | 103 | 371 | 40 | 55 | 239 | 484 | 63 | 32 | 20 |
| 2010 | 64 | .348 | .591 | .423 | 2344 | 584 | 816 | 148 | 14 | 131 | 549 | 61 | 94 | 261 | 465 | 73 | 58 | 38 |
| 2011 | 58 | .296 | .421 | .380 | 2013 | 335 | 596 | 120 | 7 | 39 | 311 | 44 | 71 | 228 | 399 | 60 | 45 | 24 |
| 2012 | 59 | .304 | .432 | .386 | 2005 | 351 | 610 | 113 | 19 | 35 | 311 | 113 | 151 | 232 | 372 | 52 | 60 | 27 |
| 2013 | 56 | .275 | .385 | .359 | 1848 | 272 | 508 | 101 | 5 | 31 | 246 | 33 | 55 | 214 | 353 | 40 | 35 | 23 |
| 2014 | 56 | .270 | .340 | .360 | 1838 | 235 | 497 | 65 | 9 | 15 | 212 | 80 | 119 | 192 | 298 | 76 | 51 | 19 |
| 2015 | 62 | .273 | .371 | .359 | 2029 | 301 | 553 | 109 | 18 | 18 | 272 | 62 | 100 | 232 | 412 | 57 | 45 | 25 |
| 2016 | 56 | .294 | .416 | .384 | 1976 | 346 | 581 | 102 | 14 | 37 | 310 | 61 | 89 | 241 | 416 | 62 | 9 | 21 |
| 2017 | 63 | .274 | .387 | .367 | 2115 | 363 | 579 | 124 | 13 | 30 | 327 | 55 | 77 | 280 | 445 | 52 | 17 | 32 |
| 2018 | 66 | .282 | .439 | .386 | 2223 | 467 | 626 | 124 | 4 | 73 | 423 | 50 | 75 | 309 | 501 | 84 | 17 | 26 |
| 2019 | 66 | .266 | .388 | .357 | 2281 | 387 | 606 | 111 | 9 | 50 | 351 | 63 | 76 | 280 | 553 | 59 | 23 | 27 |
| 2020 | 18 | .330 | .492 | .421 | 636 | 158 | 210 | 51 | 5 | 14 | 148 | 14 | 18 | 95 | 112 | 16 | 5 | 16 |
| 2021 | 52 | .281 | .487 | .368 | 1828 | 363 | 514 | 101 | 9 | 86 | 344 | 32 | 50 | 230 | 433 | 34 | 16 | 21 |
| 2022 | 65 | .283 | .446 | .383 | 2251 | 455 | 637 | 126 | 10 | 74 | 423 | 49 | 63 | 304 | 566 | 80 | 17 | 34 |
| 2023 | 58 | .287 | .480 | .390 | 1991 | 419 | 571 | 112 | 10 | 84 | 394 | 47 | 57 | 287 | 508 | 69 | 16 | 27 |





YEAR-BY-YEAR TEAM PITCHING

| Year | G | W-L | Pct. | SV | CG | SHO | ERA | IP | H | R | ER | BB | SO | PO | A | E | Pct. | DP |
|------|----|---------|------|----|----|-----|------|-------|-----|-----|-----|-----|-----|------|-----|-----|------|----|
| 1949 | 19 | 9-10 | .473 | | | | 5.48 | 166.0 | 156 | 144 | 101 | 79 | 103 | 482 | 177 | 69 | .905 | 18 |
| 1950 | 25 | 12-13 | .480 | | | | | 217.2 | 180 | 104 | | 142 | 156 | 524 | 290 | 65 | .926 | -- |
| 1951 | 25 | 14-11 | .560 | | | | | 225.0 | 204 | 156 | | 145 | 170 | -- | -- | -- | -- | -- |
| 1952 | 26 | 13-11 | .542 | | | | 4.14 | 235.0 | 193 | 162 | 108 | 158 | 139 | 698 | 264 | 59 | .942 | -- |
| 1953 | 21 | 9-12 | .429 | | | | 3.84 | 173.1 | 161 | 120 | 74 | 131 | 132 | 629 | 199 | 66 | .926 | -- |
| 1954 | 22 | 17-5 | .773 | | | | 2.19 | 189.0 | 148 | 86 | 46 | 94 | 122 | 538 | 212 | 43 | .946 | -- |
| 1955 | 25 | 9-16 | .360 | | | | | 215.2 | 249 | 191 | | 119 | 133 | 641 | 230 | 83 | .913 | -- |
| 1956 | 23 | 12-11 | .522 | | | | 4.06 | 170.2 | 191 | 123 | 77 | 111 | 118 | 560 | 239 | 53 | .938 | -- |
| 1957 | 26 | 16-10 | .615 | | | | 3.24 | 222.0 | 228 | 132 | 80 | 106 | 144 | 665 | 288 | 53 | .947 | -- |
| 1958 | 27 | 19-8 | .704 | | | | 2.48 | 290.0 | 219 | 118 | 80 | 115 | 214 | -- | -- | -- | -- | 40 |
| 1959 | 27 | 15-11 | .577 | | | | 3.21 | 230.0 | 232 | 123 | 82 | 108 | 173 | -- | -- | 80 | -- | 22 |
| 1960 | 23 | 15-8 | .652 | | | | 5.31 | 207.0 | 209 | 148 | 122 | 128 | 158 | 1265 | 601 | 105 | .947 | 37 |
| 1961 | 25 | 14-11 | .560 | | | | 4.21 | 220.0 | 235 | 150 | 103 | 120 | 129 | | | | | |
| 1962 | 22 | 15-7 | .682 | | | | 2.50 | 205.0 | 186 | | 57 | 108 | 160 | | | | | |
| 1963 | 25 | 17-8 | .680 | | | | 3.46 | 213.0 | 158 | 98 | 82 | 103 | 189 | | | | | |
| 1964 | 28 | 21-7 | .750 | | | | 2.45 | 246.1 | 177 | 91 | 67 | 136 | 179 | | | | | |
| 1965 | 20 | 13-7 | .650 | | | | 4.66 | 152.2 | 140 | 89 | 79 | 91 | 121 | | | | | |
| 1966 | 23 | 14-9 | .609 | | | | 2.65 | 180.0 | 133 | 77 | 53 | 79 | 132 | | | | | |
| 1967 | 42 | 32-10 | .762 | | 21 | | 2.09 | 374.0 | 271 | 145 | 87 | 168 | 312 | | | | | |
| 1968 | 34 | 22-12 | .647 | | | | 2.52 | 289.0 | 226 | 109 | 81 | 154 | 232 | | | | | |
| 1969 | 37 | 20-17 | .541 | | | | 2.49 | 318.0 | 270 | 128 | 88 | 155 | 265 | | | | | |
| 1970 | | | | | | | | | | | | | | | | | | |
| 1971 | 39 | 23-16 | .590 | | | | 4.65 | 325.1 | 323 | 212 | 168 | 161 | 257 | | | | | |
| 1972 | 35 | 18-17 | .514 | | | | 3.15 | 303.0 | 305 | 174 | 106 | 106 | 186 | | | | | |
| 1973 | 39 | 20-19 | .513 | | | 3 | 3.71 | 329.2 | 288 | 184 | 136 | 178 | 188 | | | | | |
| 1974 | 44 | 31-13 | .705 | | | 5 | 2.88 | 362.1 | 287 | 154 | 116 | 206 | 171 | | | | | |
| 1975 | 45 | 24-21 | .533 | | 16 | 4 | 3.13 | 371.1 | 306 | 186 | 129 | 174 | 240 | | | | | |
| 1976 | 52 | 37-15 | .712 | | 18 | 8 | 2.32 | 399.1 | 318 | 175 | 103 | 177 | 299 | | | | | |
| 1977 | 46 | 28-18 | .609 | | 19 | 4 | 3.94 | 367.2 | 360 | 227 | 161 | 184 | 262 | | | | | |
| 1978 | 54 | 33-21 | .611 | | 6 | 2 | 4.13 | 442.0 | 413 | 294 | 203 | 257 | 284 | | | | | |
| 1979 | 42 | 21-21 | .500 | 8 | 8 | 2 | 3.84 | 339.2 | 284 | 195 | 145 | 207 | 257 | | | | | |
| 1980 | 51 | 27-24 | .529 | 9 | 6 | | 3.84 | 421.2 | 412 | 252 | 180 | 256 | 221 | | | | | |
| 1981 | 53 | 27-26 | .509 | 11 | 13 | | 4.95 | 438.0 | 501 | 289 | 241 | 210 | 257 | | | | | |
| 1982 | 48 | 27-20 | .573 | 8 | 5 | | 5.90 | 386.0 | 450 | 312 | 253 | 231 | 226 | -- | -- | 89 | -- | 42 |
| 1983 | 50 | 16-34 | .320 | 2 | 11 | 2 | 6.89 | 407.2 | 524 | 394 | 312 | 272 | 265 | 1193 | 456 | 101 | .942 | 35 |
| 1984 | 51 | 27-24 | .529 | 6 | 7 | 2 | 6.21 | 409.0 | 411 | 341 | 282 | 261 | 321 | 1226 | 517 | 99 | .946 | 36 |
| 1985 | 52 | 30-22 | .577 | 7 | 13 | 0 | 5.44 | 426.2 | 515 | 322 | 258 | 221 | 254 | 1259 | 522 | 97 | .948 | 41 |
| 1986 | 55 | 31-24 | .564 | 10 | 9 | 2 | 5.13 | 447.1 | 508 | 313 | 255 | 193 | 292 | 1353 | 572 | 100 | .951 | 40 |
| 1987 | 59 | 42-18 | .700 | 11 | 7 | 2 | 4.47 | 483.0 | 514 | 279 | 240 | 204 | 385 | 1452 | 567 | 69 | .967 | 49 |
| 1988 | 55 | 39-16 | .709 | 14 | 6 | 9 | 3.13 | 451.1 | 402 | 205 | 157 | 181 | 425 | 1352 | 545 | 74 | .962 | 40 |
| 1989 | 64 | 44-20 | .668 | 13 | 11 | 8 | 3.33 | 540.2 | 545 | 304 | 235 | 236 | 424 | 1622 | 626 | 77 | .967 | 61 |
| 1990 | 58 | 34-24 | .586 | 8 | 7 | 5 | 5.09 | 468.1 | 488 | 321 | 265 | 265 | 419 | 1405 | 566 | 98 | .953 | 44 |
| 1991 | 59 | 35-24 | .593 | 7 | 7 | 2 | 4.18 | 495.2 | 495 | 285 | 230 | 239 | 481 | 1487 | 641 | 83 | .962 | 56 |
| 1992 | 55 | 30-25 | .545 | 13 | 11 | 5 | 3.43 | 469.0 | 448 | 226 | 179 | 219 | 453 | 1407 | 546 | 72 | .964 | 35 |
| 1993 | 63 | 40-23 | .635 | 11 | 9 | 4 | 3.98 | 538.2 | 518 | 292 | 238 | 233 | 558 | 1616 | 625 | 82 | .965 | 67 |
| 1994 | 65 | 44-21 | .677 | 14 | 4 | 3 | 3.85 | 570.0 | 558 | 291 | 244 | 211 | 512 | 1710 | 705 | 93 | .963 | 50 |
| 1995 | 63 | 50-13 | .794 | 23 | 7 | 2 | 3.53 | 565.1 | 541 | 276 | 222 | 171 | 448 | 1696 | 725 | 94 | .963 | 61 |
| 1996 | 56 | 32-24 | .571 | 8 | 0 | 3 | 4.74 | 497.0 | 488 | 318 | 262 | 235 | 489 | 1491 | 584 | 104 | .952 | 39 |
| 1997 | 67 | 50-17 | .746 | 18 | 4 | 4 | 4.30 | 591.2 | 568 | 354 | 283 | 246 | 629 | 1775 | 685 | 109 | .958 | 66 |
| 1998 | 64 | 46-18 | .719 | 8 | 3 | 4 | 4.74 | 561.2 | 603 | 342 | 296 | 202 | 472 | 1685 | 672 | 93 | .962 | 69 |
| 1999 | 65 | 46-19 | .708 | 11 | 4 | 3 | 4.94 | 570.0 | 634 | 380 | 313 | 206 | 554 | 1710 | 548 | 103 | .956 | 44 |
| 2000 | 61 | 41-20 | .672 | 8 | 4 | 1 | 5.31 | 536.0 | 611 | 381 | 316 | 227 | 394 | 1608 | 582 | 101 | .956 | 42 |
| 2001 | 57 | 37-21 | .638 | 11 | 2 | 4 | 4.05 | 509.1 | 538 | 284 | 229 | 177 | 292 | 1528 | 627 | 90 | .960 | 53 |
| 2002 | 60 | 34-26 | .600 | 9 | 5 | 4 | 4.85 | 525.1 | 564 | 324 | 283 | 165 | 361 | 1576 | 627 | 68 | .970 | 59 |
| 2003 | 63 | 42-21 | .667 | 21 | 2 | 3 | 4.22 | 559.0 | 564 | 305 | 262 | 173 | 446 | 1677 | 652 | 77 | .968 | 54 |
| 2004 | 56 | 32-24 | .571 | 11 | 1 | 3 | 4.81 | 498.0 | 510 | 320 | 266 | 203 | 411 | 1494 | 574 | 81 | .962 | 32 |
| 2005 | 60 | 34-26 | .567 | 21 | 1 | 2 | 3.89 | 535.0 | 547 | 291 | 231 | 169 | 389 | 1605 | 679 | 83 | .965 | 46 |
| 2006 | 56 | 22-34 | .393 | 9 | 0 | 1 | 5.15 | 494.2 | 562 | 354 | 283 | 214 | 375 | 1484 | 557 | 90 | .958 | 43 |
| 2007 | 56 | 31-25 | .554 | 14 | 1 | 3 | 4.59 | 506.0 | 550 | 325 | 258 | 208 | 392 | 1518 | 606 | 91 | .959 | 46 |
| 2008 | 56 | 28-28 | .500 | 13 | 2 | 2 | 4.86 | 494.1 | 550 | 316 | 267 | 167 | 394 | 1483 | 556 | 64 | .970 | 44 |
| 2009 | 56 | 31-25 | .554 | 12 | 0 | 0 | 6.12 | 497.1 | 648 | 387 | 338 | 228 | 411 | 1492 | 526 | 65 | .969 | 55 |
| 2010 | 64 | 43-21 | .672 | 16 | 3 | 2 | 5.00 | 572.1 | 636 | 386 | 318 | 220 | 484 | 1717 | 616 | 93 | .962 | 46 |
| 2011 | 58 | 29-29 | .500 | 15 | 2 | 3 | 5.09 | 518.0 | 599 | 341 | 293 | 226 | 412 | 1554 | 572 | 71 | .968 | 43 |
| 2012 | 59 | 31-28 | .525 | 14 | 0 | 3 | 3.92 | 521.1 | 513 | 276 | 227 | 184 | 322 | 1564 | 661 | 84 | .964 | 52 |
| 2013 | 56 | 33-23 | .589 | 18 | 2 | 2 | 3.40 | 492.2 | 458 | 242 | 186 | 189 | 318 | 1478 | 616 | 66 | .969 | 50 |
| 2014 | 56 | 28-28 | .500 | 8 | 4 | 5 | 3.34 | 501.2 | 482 | 228 | 186 | 167 | 333 | 1503 | 592 | 65 | .970 | 51 |
| 2015 | 62 | 36-26 | .581 | 18 | 3 | 8 | 3.42 | 547.2 | 517 | 254 | 208 | 212 | 465 | 1643 | 610 | 61 | .974 | 46 |
| 2016 | 56 | 23-33 | .411 | 5 | 2 | 4 | 4.57 | 496.1 | 525 | 304 | 252 | 196 | 397 | 1489 | 581 | 85 | .961 | 46 |
| 2017 | 63 | 37-26 | .587 | 14 | 2 | 7 | 4.36 | 562.0 | 559 | 303 | 272 | 181 | 485 | 1686 | 649 | 59 | .975 | 52 |
| 2018 | 66 | 43-23 | .651 | 17 | 3 | 5 | 4.13 | 579.0 | 545 | 299 | 266 | 223 | 595 | 1737 | 593 | 61 | .971 | 35 |
| 2019 | 66 | 38-28 | .576 | 16 | 2 | 7 | 4.45 | 598.1 | 601 | 343 | 296 | 267 | 568 | 1795 | 626 | 67 | .973 | 42 |
| 2020 | 18 | 13-5 | .722 | 2 | 0 | 5 | 2.81 | 160.0 | 127 | 56 | 50 | 63 | 209 | 480 | 149 | 11 | .983 | 12 |
| 2021 | 52 | 25-27 | .481 | 8 | 0 | 4 | 5.24 | 463.1 | 466 | 301 | 270 | 196 | 455 | 1390 | 479 | 45 | .976 | 53 |
| 2022 | 65 | 43-22 | .662 | 20 | 1 | 4 | 4.49 | 579.0 | 560 | 328 | 289 | 260 | 666 | 1737 | 582 | 45 | .981 | 51 |
| 2023 | 58 | 34-23-1 | .595 | 15 | 1 | 1 | 5.76 | 509.0 | 536 | 358 | 326 | 287 | 502 | 1527 | 474 | 46 | .978 | 40 |



STREAKS & SWEEPS

BEST OVERALL RECORD AFTER

| Games | Record | Year |
|-------|--------|----------------|
| 1 | 1-0 | 55 times |
| 2 | 2-0 | 36 times |
| 3 | 3-0 | 27 times |
| 4 | 4-0 | 20 times |
| 5 | 5-0 | 16 times |
| 6 | 6-0 | 11 times |
| 7 | 7-0 | 8 times |
| 8 | 8-0 | 6 times |
| 9 | 9-0 | 6 times |
| 10 | 10-0 | 4 times |
| 11 | 11-0 | 4 times |
| 12 | 12-0 | 1997/2001/2018 |
| 13 | 13-0 | 1997/2001/2018 |
| 14 | 14-0 | 1997/2018 |
| 15 | 15-0 | 1997/2018 |
| 16 | 16-0 | 1997 |
| 17 | 17-0 | 1997 |
| 18 | 17-1 | 1997/2018 |
| 19 | 18-1 | 1997/2018 |
| 20 | 19-1 | 1997/2018 |
| 21 | 20-1 | 1997 |
| 22 | 20-2 | 1997/1999/2019 |
| 23 | 21-2 | 1997/1999 |
| 24 | 22-2 | 1997 |
| 25 | 23-2 | 1997 |
| 26 | 24-2 | 1997 |
| 27 | 25-2 | 1997 |
| 28 | 26-2 | 1997 |
| 29 | 27-2 | 1997 |
| 30 | 27-3 | 1997/1999 |
| 31 | 28-3 | 1997 |
| 32 | 29-3 | 1997 |
| 33 | 29-4 | 1995/1997 |
| 34 | 30-4 | 1995/1997 |
| 35 | 31-4 | 1995/1997 |
| 36 | 32-4 | 1995/1997 |
| 37 | 33-4 | 1995/1997 |
| 38 | 34-4 | 1995/1997 |
| 39 | 35-4 | 1995 |
| 40 | 36-4 | 1995 |
| 41 | 37-4 | 1995 |
| 42 | 37-5 | 1995 |
| 43 | 38-5 | 1995 |
| 44 | 39-5 | 1995 |
| 45 | 40-5 | 1995 |
| 46 | 40-6 | 1995 |
| 47 | 41-6 | 1995 |
| 48 | 42-6 | 1995 |
| 49 | 43-6 | 1995 |
| 50 | 44-6 | 1995 |
| 51 | 44-7 | 1995 |
| 52 | 45-7 | 1995 |
| 53 | 45-8 | 1995 |
| 54 | 46-8 | 1995 |
| 55 | 46-9 | 1995 |
| 56 | 46-10 | 1995 |
| 57 | 47-10 | 1995 |
| 58 | 47-11 | 1995 |
| 59 | 48-11 | 1995 |
| 60 | 49-11 | 1995 |
| 61 | 49-12 | 1995 |
| 62 | 50-12 | 1995 |
| 63 | 50-13 | 1995 |
| 64 | 49-15 | 1997 |
| 65 | 49-16 | 1997 |
| 66 | 50-16 | 1997 |
| 67 | 50-17 | 1997 |

BEST SEC RECORD AFTER

| Games | Record | Year |
|-------|--------|----------------|
| 1 | 1-0 | 14 times |
| 2 | 2-0 | 10 times |
| 3 | 3-0 | 5 times |
| 4 | 4-0 | 2019 |
| 5 | 4-1 | 7 times |
| 6 | 5-1 | 4 times |
| 7 | 6-1 | 1995/1999/2003 |
| 8 | 7-1 | 1995/1999/2003 |
| 9 | 8-1 | 1995 |
| 10 | 9-1 | 1995 |
| 11 | 10-1 | 1995 |
| 12 | 11-1 | 1995 |
| 13 | 12-1 | 1995 |
| 14 | 12-2 | 1995 |
| 15 | 13-2 | 1995 |
| 16 | 13-3 | 1995 |
| 17 | 14-3 | 1995 |
| 18 | 15-3 | 1995 |
| 19 | 16-3 | 1995 |
| 20 | 16-4 | 1995 |
| 21 | 17-4 | 1995 |
| 22 | 17-5 | 1995 |
| 23 | 18-5 | 1995 |
| 24 | 18-6 | 1995 |
| 25 | 18-7 | 1995 |
| 26 | 19-7 | 1995 |
| 27 | 19-8 | 1995 |
| 28 | 18-10 | 2010 |
| 29 | 19-10 | 2010 |
| 30 | 20-10 | 2010 |

WINNING STREAKS

| ALL GAMES | | |
|-----------|----|------|
| 1 | 17 | 1997 |
| 2 | 16 | 1976 |
| 3 | 15 | 2019 |
| | 15 | 2018 |
| | 15 | 1967 |
| 6 | 14 | 1995 |
| | 14 | 1995 |
| 8 | 13 | 2001 |
| | 13 | 1998 |
| | 13 | 1978 |
| | 13 | 1999 |

| SEC GAMES | | |
|-----------|----|--------------------------------------|
| 1 | 10 | 1987 |
| 2 | 9 | 1985 |
| | 9 | 1958 |
| 4 | 8 | 2023 |
| | 8 | 1988 |
| | 8 | 1967 |
| | 8 | 1963 |
| 8 | 7 | four times, most recently 1975-76 |

| PLAINSMAN PARK | | |
|----------------|----|---------|
| 1 | 21 | 1964-66 |
| 2 | 17 | 1996-97 |
| 3 | 14 | 2019 |
| | 14 | 1998 |
| | 14 | 1979 |
| 6 | 13 | 2018 |
| | 13 | 1986-87 |
| | 13 | 1985 |
| | 13 | 1974 |
| 10 | 12 | 2001 |
| | 12 | 1999-00 |

PLAINSMAN PARK-SEC

| | | |
|---|----|-----------------------------------|
| 1 | 13 | 1962-63 |
| 2 | 12 | 1978-79 |
| | 12 | 1964-66 |
| 4 | 10 | 2001 |
| 5 | 8 | 1982 |
| | 8 | 1980 |
| 7 | 7 | four times, most recently 1987 |

ROAD GAMES

| | | |
|----|----|------------|
| 1 | 14 | 1995 |
| | 14 | 1967 |
| 3 | 10 | 1999 |
| 4 | 8 | 1976 |
| | 8 | 1964 |
| | 8 | 1959 |
| 7 | 7 | 1998 |
| | 7 | 1988 |
| | 7 | 1987 |
| 10 | 6 | 1974, 1964 |

SEC ROAD GAMES

| | | |
|---|---|------------------------------------|
| 1 | 9 | 1994-95 |
| 2 | 7 | 1964 |
| 3 | 6 | 1998 |
| | 6 | 1976 |
| | 6 | 1967-68 |
| 6 | 5 | seven times, most recently 2011 |

LOSING STREAKS

| ALL GAMES | | |
|-----------|----|---|
| 1 | 10 | 2006 |
| 2 | 9 | 2001 |
| | 9 | 1983 |
| | 9 | 1973-74 |
| 5 | 8 | 1955 |
| 6 | 7 | 2017 |
| 7 | 6 | 5 times, 2021, 2007, 1986 (2x), 1982 |

SEC GAMES

| | | |
|---|----|--|
| 1 | 18 | 2006-07 |
| 2 | 9 | 2009 |
| | 9 | 2001 |
| 4 | 8 | 1981-82 |
| | 8 | 1949-50 |
| 6 | 7 | 2013 |
| | 7 | 1991 |
| | 7 | 1982-83 |
| 9 | 6 | 9 times, 2021 (2x), 2017, 2016, 2011, 2007, 1992, 1983, 1979 |

PLAINSMAN PARK

| | | |
|---|---|---------------------------------|
| 1 | 7 | 2021 |
| 2 | 6 | 2008 |
| | 6 | 2006 |
| 4 | 5 | 2007 |
| | 5 | 2005 |
| | 5 | 1983 |
| | 5 | 1973-74 |
| | 5 | 1949-50 |
| 9 | 4 | 12 times, most recently 2017 |

PLAINSMAN PARK-SEC

| | | |
|---|---|---------|
| 1 | 8 | 2014 |
| 2 | 7 | 2021 |
| 3 | 6 | 2006 |
| 4 | 5 | 2009 |
| | 5 | 2007 |
| | 5 | 1983 |
| | 5 | 1949-50 |

ROAD GAMES

| | | |
|---|----|---------|
| 1 | 15 | 1978-79 |
| 2 | 12 | 1982-83 |
| 3 | 11 | 1981-82 |
| 4 | 9 | 2006 |

| | | |
|---|-------|---------|
| 9 | | 1979-80 |
| 6 | 8 | 2016 |
| | 8 | 2002 |
| 8 | 7 | 2011 |
| | 7 | 1999 |
| | 7 | 1986 |
| | 7 | 1981 |
| | 7 | 1955 |

SEC ROAD GAMES

| | | |
|---|----|----------------------------|
| 1 | 13 | 1981-1982 |
| 2 | 9 | 1984-1985 |
| | 9 | 1979 |
| 4 | 8 | 1982-1983 |
| 5 | 7 | 2016 |
| | 7 | 2000-2001 |
| | 7 | 1999 |
| 8 | 6 | six times, last in 2009 |

SEC SWEEPS

AUBURN HOME SWEEP VS.

| | | |
|-------------|-------|-----------------------------|
| Alabama | | May 13-14, 2022 (two games) |
| Arkansas | | April 13-15, 2001 |
| Florida | | March 17-19, 2017 |
| Georgia | | April 23-25, 2015 |
| Kentucky | | April 12-14, 1986 |
| LSU | | April 10-11, 1982 |
| Ole Miss | | March 12-13, 1988 |
| Miss. State | | May 7-9, 2010 |
| Missouri | | May 19-20, 2023 |
| S. Carolina | | Apr. 22-24, 2022 |
| Tennessee | | March 15-17, 2019 |
| Texas A&M | | Never |
| Vanderbilt | | May 4-6, 2018 |

AUBURN ROAD SWEEP VS.

| | | |
|-------------|-------|-------------------|
| Alabama | | Apr. 20-21, 2018 |
| Arkansas | | March 17-19, 2000 |
| Florida | | Never |
| Georgia | | March 19-21, 2010 |
| Kentucky | | April 8-10, 2011 |
| LSU | | May 7-8, 1988 |
| Ole Miss | | May 12-13, 2023 |
| Miss. State | | March 21-22, 1987 |
| Missouri | | Never |
| S. Carolina | | Never |
| Tennessee | | April 14-16, 2000 |
| Texas A&M | | Never |
| Vanderbilt | | March 19-21, 1999 |

AUBURN SWEPT AT HOME

| | | |
|-------------|-------|-------------------|
| Alabama | | May 6-7, 2017 |
| Arkansas | | March 20-22, 2009 |
| Florida | | March 23-25, 2007 |
| Georgia | | May 12-14, 2006 |
| Kentucky | | Mar. 26-27, 2021 |
| LSU | | May 15-17, 2014 |
| Ole Miss | | May 1-3, 2009 |
| Miss. State | | Apr. 9-11, 2021 |
| Missouri | | Never |
| S. Carolina | | April 20-22, 2012 |
| Tennessee | | Not after 1950 |
| Texas A&M | | Never |
| Vanderbilt | | March 15-17, 2013 |

AUBURN SWEPT ON ROAD

| | | |
|-------------|-------|----------------------|
| Alabama | | April 6-8, 2012 |
| Arkansas | | March 17-19, 2023 |
| Florida | | March 14-16, 2008 |
| Georgia | | May 4-6, 2012 |
| Kentucky | | April 19-20, 1968 |
| LSU | | May 11-13, 2017 |
| Ole Miss | | Mar. 19-21, 2021 |
| Miss. State | | March 25-27, 2011 |
| Missouri | | Never |
| S. Carolina | | April 29-May 1, 2011 |
| Tennessee | | Not after 1950 |
| Texas A&M | | March 13-15, 2015 |
| Vanderbilt | | April 25-27, 2019 |





YEAR-BY-YEAR LEADERS

| AT BATS | | |
|---------|------------------|-----|
| Year | Player | AB |
| 1949 | Dick Webb | 74 |
| 1950 | Ray Dean | 109 |
| 1951 | Ray Dean | 106 |
| | Dick Webb | 106 |
| 1952 | Bobby Jordan | 107 |
| 1953 | Bobby Jordan | 92 |
| 1954 | Jim Pyburn | 88 |
| 1955 | Guy Young | 112 |
| 1956 | Guy Young | 97 |
| 1957 | Lloyd Nix | 112 |
| 1958 | L.F. Lanier | 118 |
| 1959 | Benny Catchings | 107 |
| 1960 | Benny Catchings | 104 |
| 1961 | Jim Douglas | 102 |
| 1962 | Otis Bibb | 90 |
| | Wayne Fowler | 90 |
| 1963 | Otis Bibb | 99 |
| 1964 | Jimmy Martin | 120 |
| 1965 | Dink Haire | 81 |
| | Pete McKenzie | 81 |
| 1966 | Ralph Wells | 100 |
| 1967 | Pete McKenzie | 175 |
| 1968 | Frank Baldasare | 125 |
| 1969 | John Shafer | 123 |
| 1970 | Russ Walker | 132 |
| 1971 | Ken Dempsey | 140 |
| 1972 | Joe Haefner | 130 |
| 1973 | Gary Dailey | 141 |
| 1974 | Gary Dailey | 152 |
| | Vic Sharek | 152 |
| 1975 | Mickey Miller | 167 |
| 1976 | David Duffner | 173 |
| 1977 | Dom Fucci | 154 |
| | Steve Renfro | 154 |
| 1978 | Steve Montgomery | 203 |
| 1979 | Steve Montgomery | 139 |
| 1980 | Steve Renfro | 174 |
| 1981 | John Metasavage | 182 |
| 1982 | Doug Gilcrease | 197 |
| 1983 | DeWayne Friend | 186 |
| 1984 | Rock Wilson | 193 |
| 1985 | Paul Foster | 201 |
| 1986 | Paul Foster | 217 |
| 1987 | Rock Wilson | 229 |
| 1988 | Clark Preble | 221 |
| 1989 | Clark Preble | 258 |
| 1990 | Ted Corbin | 168 |
| 1991 | Brad Parker | 224 |
| 1992 | Brandon Moore | 206 |
| 1993 | Jay Waggoner | 247 |
| 1994 | Jay Waggoner | 291 |
| 1995 | Jay Waggoner | 268 |
| 1996 | Adam Sullivan | 222 |
| 1997 | Tim Hudson | 273 |
| 1998 | Casey Dunn | 275 |
| 1999 | Casey Dunn | 269 |
| | Mailon Kent | 269 |
| 2000 | Dominic Rich | 265 |
| 2001 | Javon Moran | 255 |
| 2002 | Javon Moran | 266 |
| 2003 | Javon Moran | 272 |
| 2004 | Josh Bell | 226 |
| 2005 | Tyler Johnstone | 259 |
| 2006 | Tyler Johnstone | 229 |
| 2007 | Robert Brooks | 217 |
| 2008 | Hunter Morris | 211 |
| 2009 | Trent Mummey | 218 |
| 2010 | Hunter Morris | 272 |
| 2011 | Casey McElroy | 234 |
| 2012 | Ryan Tella | 236 |
| 2013 | Ryan Tella | 216 |
| 2014 | Jordan Ebert | 204 |
| 2015 | Anfernee Grier | 254 |
| 2016 | Anfernee Grier | 238 |
| 2017 | Jonah Todd | 242 |
| 2018 | Brendan Venter | 251 |
| 2019 | Judd Ward | 257 |
| 2020 | Ryan Bliss | *77 |
| 2021 | Ryan Bliss | 211 |
| 2022 | Blake Rambusch | 266 |
| 2023 | Ike Irish | 238 |

| RUNS | | |
|------|-----------------|----|
| Year | Player | R |
| 1949 | Charlie Gilbert | 10 |

| | | |
|------|-------------------|-----|
| 1950 | Jack Rucker | 10 |
| 1951 | Ray Dean | 22 |
| 1952 | George Reid | 20 |
| 1953 | Joe Davis | 17 |
| 1954 | Jim Pyburn | 22 |
| 1955 | Byrd Whigham | 31 |
| 1956 | Billy Roberson | 29 |
| 1957 | L.F. Lanier | 25 |
| 1958 | L.F. Lanier | 27 |
| 1959 | Jim Douglas | 23 |
| 1960 | Jim Douglas | 29 |
| 1961 | Jim Douglas | 32 |
| 1962 | Otis Bibb | 27 |
| | Larry Nichols | 27 |
| 1963 | Jim Bachus | 27 |
| 1964 | Otis Bibb | *32 |
| 1965 | Reggie Gilbert | 21 |
| 1966 | Pete McKenzie | 22 |
| 1967 | Greg Golden | 31 |
| | Scotty Long | 31 |
| 1968 | Rick Countryman | 25 |
| | Greg Golden | 25 |
| 1969 | Frank Baldasare | 30 |
| 1970 | NA | |
| 1971 | Ken Dempsey | 37 |
| 1972 | Joe Haefner | 27 |
| | Curt Cope | 25 |
| | Mickey Miller | 25 |
| | Vic Sharek | 25 |
| 1974 | Vic Sharek | 40 |
| 1975 | Mickey Miller | 30 |
| 1976 | Curt Cope | 45 |
| 1977 | Pat Keedy | 37 |
| 1978 | Dom Fucci | *58 |
| 1979 | J.B. Brown | 32 |
| 1980 | Johnny Tutt | 31 |
| 1981 | Johnny Tutt | 44 |
| 1982 | Doug Gilcrease | 58 |
| 1983 | DeWayne Friend | 39 |
| 1984 | Rock Wilson | 42 |
| 1985 | Bo Jackson | 55 |
| 1986 | Trey Gainous | 54 |
| 1987 | Rock Wilson | 71 |
| 1988 | Clark Preble | 47 |
| 1989 | Chris Hart | 62 |
| | Frank Thomas | 62 |
| 1990 | Ted Corbin | 38 |
| 1991 | Andrew Albrecht | 61 |
| 1992 | Chris Christopher | 41 |
| 1993 | Jay Waggoner | 54 |
| 1994 | Jay Waggoner | 69 |
| 1995 | Mark Bellhorn | 66 |
| 1996 | Adam Sullivan | 62 |
| 1997 | Adam Sullivan | 81 |
| 1998 | Scott Pratt | 82 |
| 1999 | Mailon Kent | 79 |
| 2000 | Gabe Gross | 83 |
| 2001 | Javon Moran | 54 |
| 2002 | Javon Moran | 59 |
| 2003 | Javon Moran | 53 |
| 2004 | Clete Thomas | 53 |
| 2005 | Clete Thomas | 66 |
| 2006 | Tyler Johnstone | 43 |
| 2007 | Josh Donaldson | 63 |
| 2008 | Mike Bianucci | 54 |
| 2009 | Trent Mummey | 66 |
| 2010 | Hunter Morris | 66 |
| 2011 | Casey McElroy | 46 |
| 2012 | Jay Gonzalez | 48 |
| 2013 | Ryan Tella | 42 |
| 2014 | Damek Tomscha | 37 |
| 2015 | Anfernee Grier | 41 |
| 2016 | Anfernee Grier | 56 |
| 2017 | Jonah Todd | 56 |
| 2018 | Will Holland | 61 |
| 2019 | Edouard Julien | 52 |
| 2020 | Ryan Bliss | 50 |
| 2021 | Judd Ward | 21 |
| 2022 | Sonny DiChiara | 59 |
| 2023 | Bryson Ware | 66 |

| HITS | | |
|------|-------------|----|
| Year | Player | H |
| 1949 | Jack Rucker | 16 |
| | Dick Webb | 16 |
| 1950 | Ray Dean | 37 |

| | | |
|------|-----------------|------|
| 1951 | Dick Webb | 38 |
| 1952 | Inman Veal | 32 |
| 1953 | Bobby Jordan | 24 |
| 1954 | Jim Pyburn | 38 |
| 1955 | Doug Dickey | 40 |
| 1956 | Alton Shell | 35 |
| 1957 | L.F. Lanier | 35 |
| 1958 | L.F. Lanier | 39 |
| 1959 | Alan Koch | 36 |
| 1960 | Benny Catchings | 37 |
| 1961 | Jim Douglas | 36 |
| 1962 | Larry Nichols | 35 |
| 1963 | Jimmy Barfield | 29 |
| 1964 | Jimmy Barfield | 43 |
| 1965 | Frank Fryer | 28 |
| 1966 | Frank Fryer | 35 |
| | Scotty Long | 49 |
| | George Simmons | 49 |
| 1968 | Frank Baldasare | *45 |
| 1969 | John Shafer | 39 |
| 1970 | Russ Walker | 40 |
| 1971 | Joey Martin | 55 |
| 1972 | Andy Merchant | 47 |
| 1973 | Mark Hatchett | 43 |
| | Mickey Miller | 43 |
| 1974 | Vic Sharek | 56 |
| 1975 | Mickey Miller | 54 |
| 1976 | Mickey Miller | 53 |
| 1977 | Steve Renfro | 53 |
| 1978 | Dom Fucci | 71 |
| 1979 | Robert Sorrell | 53 |
| 1980 | Johnny Tutt | 50 |
| | Darryl Wilks | 50 |
| 1981 | Johnny Tutt | 63 |
| 1982 | Doug Gilcrease | 76 |
| 1983 | DeWayne Friend | 54 |
| 1984 | Rock Wilson | 62 |
| 1985 | Paul Foster | 87 |
| 1986 | Paul Foster | 86 |
| 1987 | Rock Wilson | 85 |
| 1988 | Clark Preble | 78 |
| 1989 | Clark Preble | 88 |
| 1990 | Tim Edge | 62 |
| 1991 | Jeff Leatherman | 78 |
| 1992 | Brannen Veal | 68 |
| 1993 | Brandon Moore | 84 |
| | Cliff Shanks | 84 |
| 1994 | Jay Waggoner | *119 |
| 1995 | Jay Waggoner | 87 |
| 1996 | Adam Sullivan | 70 |
| 1997 | Tim Hudson | 108 |
| 1998 | Scott Pratt | 105 |
| 1999 | Casey Dunn | 102 |
| | Mailon Kent | 102 |
| 2000 | Todd Faulkner | 105 |
| 2001 | Mailon Kent | 84 |
| 2002 | Javon Moran | 97 |
| 2003 | Tug Hulett | 93 |
| 2004 | Clete Thomas | 71 |
| 2005 | Tyler Johnstone | 85 |
| 2006 | Tyler Johnstone | 76 |
| 2007 | Josh Donaldson | 75 |
| 2008 | Hunter Morris | 74 |
| 2009 | Trent Mummey | 63 |
| 2010 | Hunter Morris | 105 |
| 2011 | Casey McElroy | 87 |
| 2012 | Ryan Tella | 85 |
| 2013 | Garrett Cooper | 67 |
| 2014 | Jordan Ebert | 72 |
| 2015 | Anfernee Grier | 82 |
| 2016 | Anfernee Grier | 87 |
| 2017 | Jonah Todd | 91 |
| 2018 | Jay Estes | 78 |
| | Will Holland | 78 |
| 2019 | Conor Davis | 73 |
| 2020 | Ryan Bliss | 29 |
| 2021 | Ryan Bliss | 77 |
| 2022 | Blake Rambusch | 87 |
| 2023 | Ike Irish | 86 |

| BATTING AVERAGE | | |
|-----------------|---------------|------|
| Year | Player | AVG |
| 1949 | Emmett McAfee | .306 |
| 1950 | Ray Dean | .339 |
| 1951 | Dick Webb | .358 |
| 1952 | Gene Hoehle | .345 |
| 1953 | Jimmy Powell | .322 |

| | | |
|------|-----------------|------|
| 1954 | Jim Pyburn | 432 |
| 1955 | Doug Dickey | 381 |
| 1956 | Alton Shell | 380 |
| 1957 | L.F. Lanier | 372 |
| 1958 | Pat Duke | 347 |
| 1959 | Alan Koch | 419 |
| 1960 | Benny Catchings | 356 |
| 1961 | Jim Douglas | 353 |
| 1962 | Larry Nichols | 412 |
| 1963 | Jimmy Barfield | 363 |
| 1964 | Jimmy Barfield | 374 |
| 1965 | Frank Fryer | 373 |
| 1966 | Frank Fryer | 361 |
| 1967 | Greg Golden | 346 |
| 1968 | Frank Baldasare | 360 |
| 1969 | John Shafer | 317 |
| 1970 | Russ Walker | 303 |
| 1971 | Joey Martin | *417 |
| 1972 | Andy Merchant | 376 |
| 1973 | Mickey Miller | 331 |
| 1974 | Vic Sharek | 368 |
| 1975 | Mickey Miller | 323 |
| 1976 | Richie Howard | 383 |
| 1977 | Steve Renfro | 344 |
| 1978 | Dom Fucci | 401 |
| 1979 | Robert Sorrell | 398 |
| 1980 | Johnny Tutt | 313 |
| 1981 | Johnny Tutt | 371 |
| 1982 | Doug Gilcrease | 386 |
| 1983 | DeWayne Friend | 290 |
| 1984 | Rock Wilson | 321 |
| 1985 | Paul Foster | *433 |
| 1986 | Paul Foster | 396 |
| 1987 | Rock Wilson | 371 |
| 1988 | Frank Thomas | *385 |
| 1989 | Frank Thomas | *403 |
| 1990 | Tim Edge | *387 |
| 1991 | Andrew Albrecht | 361 |
| 1992 | Brannen Veal | 332 |
| 1993 | Cliff Shanks | 391 |
| 1994 | Jay Waggoner | 409 |
| 1995 | Shawn McNally | 396 |
| 1996 | Dallan Ruch | 369 |
| 1997 | Adam Sullivan | 396 |
| 1998 | Scott Pratt | 407 |
| 1999 | Casey Dunn | 379 |
| | Mailon Kent | 379 |
| 2000 | Gabe Gross | *430 |
| 2001 | Mailon Kent | 350 |
| 2002 | Javon Moran | 365 |
| 2003 | Tug Hulett | 373 |
| 2004 | Clete Thomas | 329 |
| 2005 | Karl Amanite | 365 |
| 2006 | Mike Bianucci | 359 |
| 2007 | Josh Donaldson | 349 |
| 2008 | Hunter Morris | 351 |
| 2009 | Justin Hargett | 330 |
| 2010 | Hunter Morris | 386 |
| 2011 | Casey McElroy | 372 |
| 2012 | Ryan Tella | 360 |
| 2013 | Garrett Cooper | 354 |
| 2014 | Jordan Ebert | 353 |
| 2015 | Anfernee Grier | 323 |
| 2016 | Joshua Palacios | 385 |
| 2017 | Jonah Todd | 376 |
| 2018 | Jay Estes | 329 |
| 2019 | Conor Davis | 290 |
| 2020 | Rankin Woley | 412 |
| | Matt Scheffler | 412 |
| 2021 | Ryan Bliss | 365 |
| 2022 | Sonny DiChiara | *383 |
| 2023 | Ike Irish | 361 |

| HOME RUNS | | |
|-----------|--------------------|----|
| Year | Player | HR |
| 1949 | Charlie Gilbert | 2 |
| 1950 | Charlie Gilbert | 1 |
| | Gene Hoehle | 1 |
| | Bill Logan | 1 |
| 1951 | Charlie Gilbert | 5 |
| 1952 | Bill McMurry | 3 |
| 1953 | Billy Ray Roberson | 2 |
| | Howell Tubbs | 2 |
| 1954 | Jim Pyburn | 4 |
| 1955 | Guy Young | 3 |
| 1956 | Howell Tubbs | 5 |
| 1957 | Jackie Burkett | 2 |



YEAR-BY-YEAR LEADERS

Table listing year-by-year leaders for Runs Batted In (RBI) from 1958 to 2023. Includes player names and RBI counts.

RUNS BATTED IN

Table listing year-by-year leaders for Stolen Bases (SB) from 1950 to 2023. Includes player names and SB counts.

STOLEN BASES

Table listing year-by-year leaders for Wins (W-L) from 1949 to 2023. Includes player names and W-L records.

Table listing year-by-year leaders for Wins (W-L) from 1950 to 2023. Includes player names and W-L records.





YEAR-BY-YEAR LEADERS

| | | |
|------|------------------|------|
| 2017 | Casey Mize | 8-2 |
| 2018 | Casey Mize | 10-6 |
| 2019 | Elliott Anderson | 7-2 |
| 2020 | Tanner Burns | 3-1 |
| | Bailey Horn | 3-1 |
| | Jack Owen | 3-1 |
| 2021 | Trace Bright | 4-4 |
| 2022 | Joseph Gonzalez | 7-4 |
| 2023 | John Armstrong | 6-2 |

| ERA | | |
|------|------------------|-------|
| Year | Player | ERA |
| 1949 | Bill Letchworth | 3.45 |
| 1950 | Ernie Snow | 3.24 |
| 1951 | Bill Letchworth | 3.60 |
| 1952 | Buck Bradberry | 2.71 |
| 1953 | Tom McClendon | 1.48 |
| 1954 | Paul Susce | 0.99 |
| 1955 | Herbie Pearce | 6.17 |
| 1956 | Paul Susce | 2.44 |
| 1957 | Fred McDuffy | 2.08 |
| 1958 | Red Roberts | 1.56 |
| 1959 | Bob Baker | 2.70 |
| 1960 | Alan Koch | 3.00 |
| 1961 | Jim Boyd | 3.55 |
| 1962 | Larry Dempsey | 1.80 |
| 1963 | Joe Overton | *1.60 |
| 1964 | Montie Sharpe | 2.16 |
| 1965 | Montie Sharpe | *2.49 |
| 1966 | Q.V. Lowe | 1.69 |
| 1967 | Jim Blausler | 1.56 |
| 1968 | George Simmons | *1.26 |
| 1969 | Beal Lazenby | 1.43 |
| 1970 | Rick Eisenacher | 2.16 |
| 1971 | Rick Eisenacher | 3.47 |
| 1972 | Jack Van Yperen | 1.97 |
| 1973 | Bill Lawrence | 3.03 |
| 1974 | Terry Leach | *1.30 |
| 1975 | Joe Beckwith | 1.97 |
| 1976 | Robert Hudson | 1.74 |
| 1977 | Joe Beckwith | 1.69 |
| 1978 | Scott Roney | 2.56 |
| 1979 | Dana Becton | 3.19 |
| 1980 | Phil Constan | 1.84 |
| 1981 | Phil Deriso | 3.79 |
| 1982 | Gary Smith | 3.33 |
| 1983 | Ward Yerby | 5.11 |
| 1984 | Mark Chapman | 3.44 |
| 1985 | Greg Jacobson | 4.73 |
| 1986 | Stacy Jones | 4.16 |
| 1987 | Gregg Olson | *1.26 |
| 1988 | Gregg Olson | *2.00 |
| 1989 | Tommy Youngblood | 2.62 |
| 1990 | Mark Fuller | 3.76 |
| 1991 | Brian Senn | 2.62 |
| 1992 | John Powell | 2.54 |
| 1993 | Scott Sullivan | 2.55 |
| 1994 | John Powell | 2.22 |
| 1995 | Chris Morrison | 2.70 |
| 1996 | Tim Hudson | 3.25 |
| 1997 | Tim Hudson | 2.97 |
| 1998 | Colter Bean | 3.56 |
| 1999 | Brent Schoening | 3.32 |
| 2000 | Colter Bean | 3.29 |
| 2001 | Hayden Gliemmo | 2.77 |
| 2002 | Arnold Hughey | 3.91 |
| 2003 | Levale Speigner | 2.42 |
| 2004 | Chris Dennis | 2.61 |
| 2005 | John Madden | *1.77 |
| 2006 | Johnny Thompson | 2.95 |
| 2007 | Scott Shuman | 2.00 |
| 2008 | Evan Crawford | 2.42 |
| 2009 | Austin Hubbard | 4.20 |
| 2010 | Austin Hubbard | 2.44 |
| 2011 | Derek Varnadore | 3.68 |
| 2012 | Daniel Koger | 3.19 |
| 2013 | Conner Kendrick | 2.13 |
| 2014 | Keegan Thompson | 2.01 |
| 2015 | Justin Camp | 2.33 |
| 2016 | Casey Mize | 3.52 |
| 2017 | Casey Mize | 2.04 |
| 2018 | Cody Greenhill | 2.30 |
| 2019 | Jack Owen | 2.75 |
| 2020 | Cody Greenhill | 0.00 |
| 2021 | Cody Greenhill | 3.28 |
| 2022 | Joseph Gonzalez | 3.22 |
| 2023 | Tommy Vail | 3.76 |

| STRIKEOUTS | | |
|------------|-------------------|------|
| Year | Player | SO |
| 1949 | George Hill | 41 |
| 1950 | Bill Letchworth | 46 |
| 1951 | Bill Letchworth | 78 |
| 1952 | Buck Bradberry | 85 |
| 1953 | Paul Susce | 53 |
| 1954 | Paul Susce | 57 |
| 1955 | Paul Susce | 70 |
| 1956 | Paul Susce | 56 |
| 1957 | Wynton Overstreet | 34 |
| 1958 | Alan Koch | 35 |
| 1959 | Porter Gilbert | 54 |
| 1960 | Alan Koch | 88 |
| 1961 | Jim Boyd | 44 |
| 1962 | Jim Boyd | 54 |
| 1963 | Jim Overton | 101 |
| 1964 | Duke Shackelford | 54 |
| 1965 | Montie Sharpe | 67 |
| 1966 | Q.V. Lowe | 65 |
| 1967 | Q.V. Lowe | *123 |
| 1968 | Tommy Smith | *89 |
| 1969 | Rick Eisenacher | 90 |
| 1970 | NA | |
| 1971 | Earl Nance | 65 |
| 1972 | Jack Van Yperen | 60 |
| 1973 | Jim Handley | 41 |
| 1974 | Bill Lawrence | 41 |
| 1975 | Davis May | 58 |
| 1976 | Q.V. Lowe | 72 |
| 1977 | Robert Hudson | 73 |
| 1978 | Joe Beckwith | 99 |
| 1979 | Mark Shiflett | 61 |
| 1980 | Mark Shiflett | 65 |
| 1981 | Phil Deriso | 58 |
| 1982 | Ward Yerby | 44 |
| 1983 | Ward Yerby | 60 |
| 1984 | Stuart Tate | 73 |
| 1985 | Mark Chapman | 51 |
| 1986 | Mark Chapman | 78 |
| 1987 | Gregg Olson | 96 |
| 1988 | Gregg Olson | 113 |
| 1989 | Scott Renner | 92 |
| 1990 | Mike Ferry | 88 |
| 1991 | John Powell | 121 |
| 1992 | John Powell | 120 |
| 1993 | John Powell | *191 |
| 1994 | John Powell | 130 |
| 1995 | Ryan Halla | 148 |
| 1996 | Bryan Hebson | 91 |
| 1997 | Tim Hudson | *165 |
| 1998 | Brent Schoening | 111 |
| 1999 | Brent Schoening | 151 |
| 2000 | Chris Bootcheck | 101 |
| 2001 | Eric Brandon | 61 |
| 2002 | Levale Speigner | 61 |
| 2003 | Arnold Hughey | 85 |
| 2004 | Arnold Hughey | 79 |
| 2005 | Arnold Hughey | 80 |
| 2006 | Evan Crawford | 55 |
| 2007 | Brett Butts | 54 |
| | Paul Burnside | 54 |
| | Taylor Thompson | 54 |
| 2008 | Grant Dayton | 79 |
| 2009 | Grant Dayton | 69 |
| 2010 | Grant Dayton | 69 |
| 2011 | Derek Varnadore | 74 |
| 2012 | Derek Varnadore | 63 |
| 2013 | Conner Kendrick | 75 |
| 2014 | Keegan Thompson | 73 |
| 2015 | Cole Lipscomb | 91 |
| 2016 | Casey Mize | 59 |
| 2017 | Casey Mize | 109 |
| 2018 | Casey Mize | *156 |
| 2019 | Tanner Burns | 101 |
| 2020 | Tanner Burns | 32 |
| 2021 | Jack Owen | 46 |
| 2022 | Trace Bright | 94 |
| 2023 | Tommy Vail | 81 |

| INNINGS PITCHED | | |
|-----------------|-----------------|------|
| Year | Player | IP |
| 1949 | George Hill | 57.2 |
| 1950 | George Hill | 56.2 |
| 1951 | Bill Letchworth | 92.2 |
| 1952 | Buck Bradberry | 83.0 |

| | | |
|------|-----------------|--------|
| 1953 | Paul Susce | 54.0 |
| 1954 | Paul Susce | 64.0 |
| 1955 | Paul Susce | 74.0 |
| 1956 | Paul Susce | 73.2 |
| 1957 | Henry Dumas | 44.0 |
| 1958 | Alan Koch | 81.0 |
| | Red Roberts | 81.0 |
| 1959 | Porter Gilbert | 58.0 |
| | Lloyd Nix | 58.0 |
| 1960 | Alan Koch | 81.0 |
| 1961 | Jim Boyd | 71.0 |
| 1962 | Jim Boyd | 63.0 |
| 1963 | Jim Overton | 101.1 |
| 1964 | Jimmy Crysel | 74.2 |
| 1965 | Montie Sharpe | 72.1 |
| 1966 | Q.V. Lowe | 85.0 |
| 1967 | Q.V. Lowe | 128.0 |
| 1968 | Tommy Smith | 81.1 |
| 1969 | Rick Eisenacher | 82.0 |
| 1970 | NA | |
| 1971 | Earl Nance | 75.0 |
| 1972 | Jack Van Yperen | 87.0 |
| 1973 | Bill Lawrence | 92.0 |
| 1974 | Davis May | 97.0 |
| 1975 | Davis May | 85.1 |
| 1976 | Robert Hudson | 114.0 |
| 1977 | Joe Beckwith | 101.1 |
| 1978 | Scott Roney | 95.0 |
| 1979 | Mark Shiflett | 62.0 |
| 1980 | Phil Deriso | 78.2 |
| 1981 | Phil Deriso | 90.1 |
| 1982 | Lance Long | 67.1 |
| 1983 | Ward Yerby | 107.1 |
| 1984 | Charlie Smith | 71.1 |
| 1985 | Mark Chapman | 83.2 |
| 1986 | Mark Chapman | 99.0 |
| 1987 | Stacy Jones | 110.1 |
| 1988 | Scott Renner | 87.1 |
| 1989 | Scott Renner | 120.0 |
| 1990 | Jason Harkins | 91.0 |
| 1991 | John Powell | 101.0 |
| 1992 | John Powell | 109.7 |
| 1993 | John Powell | 141.0 |
| 1994 | Kevin Humphreys | 142.2 |
| 1995 | Ryan Halla | 146.2 |
| 1996 | Bryan Hebson | 100.1 |
| 1997 | Tim Hudson | 118.1 |
| 1998 | Hayden Gliemmo | 118.1 |
| 1999 | Brent Schoening | 138.1 |
| 2000 | Chris Bootcheck | 122.0 |
| 2001 | Levale Speigner | 113.1 |
| 2002 | Levale Speigner | 104.1 |
| 2003 | Arnold Hughey | 102.0 |
| 2004 | Arnold Hughey | 96.1 |
| 2005 | Arnold Hughey | 98.2 |
| 2006 | Evan Crawford | 78.2 |
| 2007 | Bryan Woodall | 70.2 |
| 2008 | Grant Dayton | 81.0 |
| 2009 | Grant Dayton | 73.0 |
| 2010 | Grant Dayton | 95.0 |
| 2011 | Derek Varnadore | 88.0 |
| 2012 | Derek Varnadore | 87.2 |
| 2013 | Michael O'Neal | 89.0 |
| 2014 | Dillon Ortman | 100.0 |
| 2015 | Cole Lipscomb | 92.2 |
| 2016 | Justin Camp | 81.1 |
| 2017 | Keegan Thompson | 93.1 |
| 2018 | Casey Mize | *114.2 |
| 2019 | Tanner Burns | 79.2 |
| 2020 | Tanner Burns | 22.1 |
| 2021 | Jack Owen | 51.0 |
| 2022 | Trace Bright | 80.2 |
| 2023 | Tommy Vail | 69.1 |

| SAVES | | |
|-------|---------------|----|
| Year | Player | SV |
| 1978 | Scott Roney | 4 |
| 1979 | Phil Deriso | 3 |
| | Bill Latham | 3 |
| 1980 | Mark Shiflett | 5 |
| 1981 | Phil Deriso | 6 |
| 1982 | Lance Long | 3 |
| | Marc Saucedo | 3 |
| | Lance Long | 2 |
| 1983 | Tim McClain | 4 |
| 1984 | Greg Jacobson | 3 |
| 1985 | Greg Jacobson | 3 |
| 1986 | Stacy Jones | 3 |

| | | |
|------|------------------|-----|
| 1987 | Ron Siwa | 3 |
| 1988 | Gregg Olson | 10 |
| 1988 | Gregg Olson | 10 |
| 1989 | Mike Ferry | 8 |
| 1990 | Mike Ferry | 4 |
| 1991 | Scott Sullivan | 4 |
| 1992 | Alec Newi | 3 |
| | Brian Senn | 3 |
| 1993 | Scott Sullivan | 5 |
| 1994 | Ryan Halla | 7 |
| 1995 | Finley Woodward | *19 |
| 1996 | Tim Hudson | 3 |
| 1997 | Finley Woodward | 8 |
| 1998 | Colter Bean | 7 |
| 1999 | Colter Bean | 8 |
| 2000 | Colter Bean | 5 |
| 2001 | Eric Brandon | 5 |
| 2002 | Cory Dueitt | 4 |
| 2003 | Steven Register | *16 |
| 2004 | Steven Register | 8 |
| 2005 | Michael Nix | *13 |
| 2006 | Luke Greinke | 6 |
| 2007 | Brett Butts | 6 |
| 2008 | Bryan Woodall | 11 |
| 2009 | Austin Hubbard | 12 |
| 2010 | Austin Hubbard | 10 |
| 2011 | Ethan Wallen | 5 |
| 2012 | Justin Bryant | 7 |
| 2013 | Terrance Dedrick | 10 |
| 2014 | Terrance Dedrick | 4 |
| 2015 | Justin Camp | 8 |
| 2016 | Gordon Cardenas | 2 |
| 2017 | Cole Lipscomb | 6 |
| 2018 | Calvin Coker | 7 |
| 2019 | Cody Greenhill | 12 |
| 2020 | Cody Greenhill | 2 |
| 2021 | Carson Skipper | 2 |
| | Carson Swilling | 2 |
| 2022 | Blake Burkhalter | *16 |
| 2023 | Will Cannon | 5 |

* SEC Leader

AUBURN TRIPLE CROWN WINNERS

| | |
|------|-----------------|
| 1962 | Larry Nichols |
| 1965 | Frank Fryer |
| 1968 | Frank Baldasare |
| 1976 | Richie Howard |
| 1983 | DeWayne Friend |
| 1988 | Frank Thomas |
| 1989 | Frank Thomas |
| 1990 | Tim Edge |
| 1992 | Brannen Veal |
| 1999 | Casey Dunn |
| 2005 | Karl Amonite |
| 2010 | Hunter Morris |
| 2011 | Casey McElroy |
| 2013 | Garrett Cooper |
| 2022 | Sonny DiChiara |

AUBURN PITCHING TRIPLE CROWN WINNERS

| | |
|------|-----------------|
| 1951 | Bill Letchworth |
| 1952 | Buck Bradberry |
| 1954 | Paul Susce |
| 1956 | Paul Susce |
| 1960 | Alan Koch |
| 1961 | Jim Boyd |
| 1963 | Joe Overton |
| 1965 | Monty Sharpe |
| 1966 | QV Lowe |
| 1972 | Jack Van Yperen |
| 1973 | Bill Lawrence |
| 1976 | Robert Hudson |
| 1977 | Joe Beckwith |
| 1981 | Phil Deriso |
| 1987 | Gregg Olson |
| 1999 | Tim Hudson |
| 1999 | Brent Schoening |
| 2011 | Derek Varnadore |
| 2017 | Casey Mize |



TEAM & INDIVIDUAL SUPERLATIVES

AUBURN'S SEC/NCAA LEADERS

| SEC BATTING | | |
|----------------------------|------------------|-------|
| AVERAGE | | |
| 1971 | Joey Martin | .417 |
| 1985 | Paul Foster | .433 |
| 1988 | Frank Thomas | .385 |
| 1989 | Frank Thomas | .403 |
| 1990 | Tim Edge | .387 |
| 2000 | Gabe Gross | .430 |
| 2022 | Sonny DiChiara | .383 |
| HITS | | |
| 1968 | Frank Baldasare | 45 |
| 1994 | Jay Waggoner | 119 |
| RUNS | | |
| 1964 | Otis Bibb | 30 |
| 1978 | Dorn Fucci | 58 |
| HOME RUNS | | |
| 1967 | Scotty Long | 11 |
| 1982 | Doug Gilcrease | 17 |
| 1987 | Frank Thomas | *21 |
| 2010 | Hunter Morris | 23 |
| TRIPLES | | |
| 1964 | Jimmy Barfield | 6 |
| 1965 | Frank Fryer | 5 |
| 1973 | Mark Hatchett | 5 |
| 1980 | Johnny Tutt | *5 |
| 1984 | Rock Wilson | *7 |
| 1986 | Trey Gainous | 10 |
| 1987 | Rock Wilson | 7 |
| 1998 | Scott Pratt | 8 |
| 2005 | Clete Thomas | 6 |
| 2017 | Jonah Todd | *5 |
| DOUBLES | | |
| 1961 | Ben Catchings | *6 |
| 1962 | Larry Nichols | 11 |
| 1964 | Jimmy Barfield | 9 |
| 1971 | Ken Dempsey | *12 |
| 1987 | Tony Haney | 25 |
| 2005 | Karl Amonite | 25 |
| RUNS BATTED IN | | |
| 1962 | Larry Nichols | 32 |
| 1999 | Casey Dunn | 86 |
| 2010 | Hunter Morris | 76 |
| 2018 | Edouard Julien | 69 |
| STOLEN BASES | | |
| 1978 | Dom Fucci | 28 |
| 2012 | Jay Gonzalez | 30 |
| SEC PITCHING | | |
| WINS | | |
| 1963 | Joe Overton | 8 |
| 1964 | Jimmy Crysel | 9 |
| 1967 | Q.V. Lowe | 15 |
| 1993 | John Powell | 15 |
| 1995 | Ryan Halla | 16 |
| 1997 | Tim Hudson | 15 |
| 1998 | Hayden Gliemmo | 13 |
| 1999 | Hayden Gliemmo | 13 |
| | Brent Schoening | 13 |
| EARNED RUN AVERAGE | | |
| 1963 | Joe Overton | 1.26 |
| 1965 | Mike Sharpe | 1.79 |
| 1968 | George Simmons | 1.25 |
| 1974 | Terry Leach | 1.30 |
| 1987 | Gregg Olson | 1.27 |
| 1988 | Gregg Olson | 2.00 |
| 2005 | John Madden | 1.77 |
| STRIKEOUTS | | |
| 1967 | Q.V. Lowe | 123 |
| 1968 | Tony Smith | 81 |
| 1993 | John Powell | 191 |
| 1997 | Tim Hudson | 165 |
| 2018 | Casey Mize | 156 |
| SAVES | | |
| 1995 | Finley Woodard | 19 |
| 2003 | Steven Register | 16 |
| 2005 | Michael Nix | 13 |
| 2022 | Blake Burkhalter | 16 |
| * - Tied for SEC lead | | |
| INDIVIDUAL NCAA LEADERS | | |
| TRIPLES PER GAME | | |
| 1965 | Frank Fryer | 0.26 |
| TOTAL BASES | | |
| 2010 | Hunter Morris | 202 |
| WALKS PER GAME | | |
| 2022 | Sonny DiChiara | 1.11 |
| EARNED RUN AVERAGE | | |
| 1987 | Gregg Olson | 1.26 |
| STRIKEOUT-TO-WALK RATIO | | |
| 2017 | Casey Mize | 12.11 |
| VICTORIES | | |
| 1997 | Tim Hudson | 15 |
| SAVES | | |
| 2003 | Steven Register | 16 |
| TEAM NCAA LEADERS | | |
| BATTING AVERAGE | | |
| 2020 | | .330 |
| HOME RUNS | | |
| 2010 | | 131 |
| HOME RUNS PER GAME | | |
| 2010 | | 2.05 |
| SLUGGING PERCENTAGE | | |
| 2010 | | .591 |

NO-HITTERS & PERFECT GAMES

MARCH 9, 2018

| | |
|-------------|---|
| Score | Auburn 6, Northeastern 0 |
| Feat | No-hitter |
| Individuals | Casey Mize [9.0] |
| Notes | The no-hitter came with 13 strikeouts and no walks. |

MARCH 19, 2002

| | |
|-------------|--|
| Score | Auburn 9, UAB 2 |
| Feat | Combined No-hitter |
| Individuals | Mike Mueller [2.0], Lee Carter [1.0], Brandon Channell [1.0], Reid Price [1.0], Andrew Skinner [1.0], Arnold Hughey [1.0], Ken Clayton [1.0], Cory Dweitt [0.2], Sean Jones [0.1] |
| Notes | NCAA Division I record nine pitchers combined to no-hit UAB ... Six base runners on the evening ... One hit batter in the second inning along with two walks and three Auburn errors in the ninth inning ... Only four balls hit out of the infield. |

MARCH 2, 2002

| | |
|------------|---|
| Score | Auburn 9, Murray State 0 |
| Feat | Perfect Game |
| Individual | Eric Brandon [9.0] |
| Notes | Retires all 27 batters faced, while striking out a career-high 12 batters ... First Auburn pitcher and first Southeastern Conference pitcher since 1963 (39 years) to toss a nine-inning perfect game ... Threw 94 pitches, including 69 for strikes ... Brandon's parents both hail from Murray, Ky., and graduated from Murray State. |

APRIL 30, 1991

| | |
|------------|--------------------------------|
| Score | Auburn 14, LaGrange 0 [7 inn.] |
| Feat | Perfect Game |
| Individual | Jason Johnson [7.0] |

MARCH 11, 1979

| | |
|-------------|-------------------------------------|
| Score | Auburn 10, Clemson 1 |
| Feat | Combined No-Hitter |
| Individuals | Dan Becton [6.0], Phil Deriso [3.0] |

FEBRUARY 26, 1976

| | |
|------------|--------------------------------------|
| Score | Auburn 5, Houston 0 [7 inn.] |
| Feat | No-hitter |
| Individual | Joe Beckwith [7.0] |
| Notes | No-hitter came in the season opener. |

APRIL 4, 1948

| | |
|-------|-----------------------|
| Score | Auburn 6, Tennessee 0 |
| Feat | No-hitter |

APRIL 2, 1937

| | |
|-------|-------------------|
| Score | Auburn 17, Troy 2 |
| Feat | No-hitter |

APRIL 18, 1936

| | |
|-------|--|
| Score | Auburn 3, Georgia 0 |
| Feat | No-hitter |
| Notes | First known no-hitter in Auburn history. |



HOME RUN RECORDS

GRAND SLAMS (since 1979)

| Date | Player | Opponent | Pitcher (R/L) | Inn. |
|---------|---------------------|------------------------------|----------------------|------|
| 4/1/79 | Pat Keedy | Alabama | Ben Flagler | 7th |
| 1979 | Tim Rowell | Fairfield | Joe Cizynski | 1st |
| 4/10/82 | John Metasavage | LSU | Bill Donathon | 2nd |
| 4/14/82 | Magentale | at Columbus College | Givens | 1st |
| 5/11/82 | Bob Berry | at Georgia State | Tracy Dean | 5th |
| 4/6/85 | Tim Lemmons | at Alabama | Greg Hibbard (L) | 7th |
| 4/7/85 | Tim Lemmons | at Alabama | Mike Sodder (L) | 3rd |
| 5/2/85 | Paul Foster | Alabama (Dothan) | Jeff Oyster (R) | 5th |
| 3/10/86 | Paul Foster | RICHMOND | Jim Merritt (R) | 7th |
| 3/12/86 | Mark Sayers | at UAB | Chris Murdock (R) | 6th |
| 3/29/86 | Mark Sayers | at Vanderbilt [Gm 1] | John Parke (R) | 2nd |
| 5/1/86 | Tony Haney | Alabama (Dothan) | Todd Poelstra (L) | 6th |
| 2/25/87 | Frank Thomas | at UAB | Chris Murdock (R) | 6th |
| 3/8/87 | Frank Thomas | at Samford | Rex Tuckler (L) | 3rd |
| 5/2/87 | T. Youngblood | at Tennessee | Ron Morton (R) | 9th |
| 3/6/88 | Jeff Livesey | at Vanderbilt | Mike McLochlin (R) | 9th |
| 3/20/88 | Jeff Livesey | at Georgia | Phil Willis (R) | 5th |
| 3/31/88 | Jeff Livesey | RIDER | Kenny Kremer (L) | 8th |
| 5/20/89 | Joe Siwa | W. CAROLINA | Paul Menhart (R) | 3rd |
| 4/1/90 | Mickey Tomey | at LSU | Jason Wall (L) | 7th |
| 2/8/91 | Andrew Albrecht | W. CAROLINA | Jeff Graham (R) | 2nd |
| 3/4/91 | Jeff Leatherman | APPALACHIAN ST. | Gary Davis (R) | 8th |
| 4/12/92 | Chris Holland (ITP) | at Arkansas | Brent Birch (L) | 3rd |
| 3/5/93 | Mark Bellhorn | TAMPA | Keith LeBrecque (R) | 6th |
| 3/5/94 | Kevin Chabot | JACKSONVILLE ST. | Tony Shaver (R) | 1st |
| 4/11/94 | Ken Key | ETSU | Todd Anderson (R) | 3rd |
| 3/17/95 | Mark Bellhorn | E. MICHIGAN | Tim Tessmar (L) | 8th |
| 3/19/95 | Kevin Chabot | E. MICHIGAN | Mark Rutherford (R) | 3rd |
| 2/17/96 | Josh Etheredge | VMI [Gm. 1] | Danny Hughes (R) | 3rd |
| 3/5/96 | Josh Etheredge | UNC-G-BORO | Jonathan Jackson (R) | 5th |
| 4/26/96 | Josh Etheredge | at Ole Miss | Charles Barbour (R) | 7th |
| 3/4/97 | Josh Etheredge | Samford (Vestavia) | Glen Criswell (R) | 6th |
| 3/21/97 | Adam Sullivan | GEORGIA | Chris Hall (R) | 7th |
| 3/23/97 | Josh Etheredge | GEORGIA | Dough Bridges (L) | 1st |
| 3/25/97 | Casey Dunn | at UAB | Scott Beyer (R) | 5th |
| 5/9/97 | Tim Hudson | OLE MISS | Dan DeYoung (R) | 9th |
| 2/10/98 | Jamie Kersh | WINTHROP | Aaron Sundsmo (R) | 9th |
| 3/22/98 | Josh Etheredge | at Georgia | Matt Hanson (R) | 6th |
| 5/9/98 | Casey Dunn | at Alabama | Matt Bernard (R) | 9th |
| 2/11/00 | Mailon Kent | FURMAN | Mike Dugan (L) | 7th |
| 3/12/00 | Todd Faulkner | SOUTH CAROLINA | Jamie Poston (R) | 8th |
| 3/19/00 | Jonathan Schuerholz | at Arkansas | Mitch Tisher (R) | 7th |
| 4/2/00 | Brett Burnham | LSU | Heath McMurray (R) | 5th |
| 4/29/00 | Mailon Kent | at Florida | Eddie Rojas (L) | 6th |
| 5/6/00 | Jonathan Schuerholz | at Alabama | Brice Heath (R) | 8th |
| 5/27/00 | Mailon Kent | vs. Stetson | Charles Aulet (R) | 4th |
| 2/10/01 | Gabe Gross | CAMPBELL [Gm. 1] | Rob Finch (R) | 3rd |
| 5/11/01 | Gabe Gross | at LSU | Billy Brian (R) | 6th |
| 5/31/02 | Sean Gamble | vs. Florida Atlantic | Travis NeSmith (R) | 2nd |
| 3/22/03 | Karl Amonite | at Kentucky | Galvin (R) | 7th |
| 4/13/03 | Josh Bell | at Mississippi State | Ramsey (R) | 5th |
| 5/31/03 | Scott Schade | CLEMSON | Walker (R) | 8th |
| 4/23/05 | Jeff Boutwell (ITP) | FLORIDA | Alan Horne (R) | 1st |
| 2/26/06 | Mike Bianucci | ELON | Justin Bors (R) | 4th |
| 4/15/06 | Jeff Boutwell | MISSISSIPPI STATE | Josh Johnson (R) | 4th |
| 2/11/07 | Eric Skinner | at South Alabama | Nabors (R) | 1st |
| 4/6/07 | Robert Brooks | at LSU | Furbush (L) | 3rd |
| 5/17/07 | Joseph Sanders | at Kentucky | Rusin (L) | 4th |
| 3/25/08 | Joseph Sanders | SAMFORD | Vanfleteren (R) | 4th |
| 3/18/09 | Trent Mummy | CHAS. SOUTHERN | Deighan (R) | 8th |
| 3/24/09 | Joseph Sanders | at Samford | Vanderheiden (R) | 6th |
| 4/28/09 | Ben Jones | TROY | Mathers (L) | 5th |
| 3/21/10 | Hunter Morris | at Georgia | Tanner (R) | 6th |
| 4/9/10 | Trent Mummy | LSU | Bradshaw (R) | 8th |
| 5/15/10 | Trent Mummy | TENNESSEE | Blount (R) | 3rd |
| 2/22/11 | Tony Caldwell | JACKSONVILLE STATE | Watts (L) | 1st |
| 3/19/11 | Kevin Patterson | ARKANSAS | Moore (R) | 4th |
| 5/20/11 | Tony Caldwell | at Tennessee | Saberhagen (L) | 9th |
| 3/17/12 | Zach Alvard | at Ole Miss | Ellis (R) | 8th |
| 5/8/12 | Zach Alvard | Presbyterian | White (L) | 6th |
| 4/11/17 | Dylan Ingram | at Samford | Greer (R) | 2nd |
| 4/18/17 | Luke Jarvis | at Kennesaw State | Wilkes (R) | 4th |
| 4/29/17 | Dylan Ingram | at Mississippi State [Gm. 1] | Plumlee (R) | 4th |
| 3/3/18 | Edouard Julien | BYU [Gm. 1] | Burrup (L) | 7th |
| 3/17/18 | Steven Williams | TEXAS A&M | Roa (R) | 8th |
| 4/20/18 | Brendan Venter | at Alabama | Vainer (R) | 6th |
| 5/5/18 | Edouard Julien | VANDERBILT | Raby (R) | 2nd |
| 5/23/18 | Edouard Julien | vs. Ole Miss | Roth (R) | 9th |
| 3/21/19 | Conor Davis | at UAB | Wesson (R) | 5th |
| 3/6/21 | Cam Hill | BOSTON COLLEGE | Sheehan (R) | 1st |
| 2/23/22 | Bryson Ware | TROY | Fletcher (R) | 1st |
| 3/6/22 | Ryan Dyal | RHODE ISLAND | Morrison (R) | 6th |
| 6/3/22 | Cole Foster | SOUTHEASTERN | Dugas (R) | 1st |
| 2/26/23 | Justin Kirby | SOUTHERN CAL | Soderstrom (R) | 5th |
| 5/13/23 | Cooper McMurray | at Ole Miss | Ketchum (R) | 5th |

LEADOFF HOME RUNS (since 1979)

| Date | Player | Opponent |
|-------------|----------------|---------------------|
| 4/27/81 | Barry Panter | Montevallo |
| 3/20/82 | Neal Mitchell | Mississippi St. |
| 4/15/82 | Neal Mitchell | Columbus College |
| 3/30/84 | Rock Wilson | Troy State |
| 2/22/86 | Bo Jackson | Clemson |
| 3/14/87 | Rock Wilson | Georgia |
| 4/25/87 | Rock Wilson | Alabama |
| 4/26/89 | Chris Hart | UAB |
| 4/30/89 | Chris Hart | Tennessee |
| 5/14/89 | Chris Hart | Georgia |
| 2/11/90 | Chris Hart | Western Carolina |
| 2/10/91 | Mike Killmett | Western Carolina |
| 3/31/96 | Adam Sullivan | Kentucky |
| 4/23/96 | Adam Sullivan | Marshall |
| 4/22/97 | Adam Sullivan | Marshall |
| 2/16/00 | Mailon Kent | UAB |
| 3/17/02 | Javon Moran | Kentucky |
| 3/4/08 | Luke Greinke | Davidson |
| 3/18/08 | Trent Mummy | at Troy |
| 4/13/08 | Trent Mummy | South Carolina |
| 3/6/09 | Trent Mummy | Brown |
| 3/7/09 [G2] | Trent Mummy | Brown |
| 3/11/09 | Trent Mummy | Western Kentucky |
| 3/18/09 | Trent Mummy | Charleston Southern |
| 5/17/14 | Anfeme Grier | LSU |
| 4/19/16 | Anfeme Grier | Alabama St. |
| 5/12/18 | Will Holland | Ole Miss |
| 5/22/18 | Will Holland | Kentucky |
| 2/23/21 | Judd Ward | Alabama A&M |
| 4/2/21 | Ryan Bliss | Arkansas |
| 5/15/21 | Ryan Bliss | Texas A&M |
| 5/25/21 | Ryan Bliss | Ole Miss |
| 3/5/22 | Blake Rambusch | Rhode Island |
| 3/28/23 | Cole Foster | North Alabama |

WALK-OFF HOME RUNS (since 1979)

| Date | Player | Opponent |
|----------------|----------------------|------------------|
| 3/8/80 [13th] | Doug Gilcrease | Mississippi St. |
| 3/9/80 [11th] | Steve Renfro | Mississippi St. |
| 4/26/80 | Steve Renfro | Ole Miss |
| 5/3/80 | Rodney Rushing | Alabama |
| 3/18/82 | Rodney Dollar (10th) | Austin Peay |
| 5/4/82 | Bob Berry | Troy State |
| 4/5/83 [11th] | DeWayne Friend | Jacksonville St. |
| 4/12/85 [G2] | Bo Jackson | Mississippi St. |
| 3/13/85 | Tim Lemons | Virginia |
| 2/18/87 [11th] | Tony Haney | Huntington |
| 5/24/97 | David Ross | at Florida State |
| 2/10/98 | Jamie Kersh | Winthrop |
| 2/7/03 | Sean Gamble | VCU |
| 2/20/04 | Josh Bell (10th) | Boston College |
| 2/6/05 | Clete Thomas | Hofstra |
| 2/17/06 | Mike Bianucci | Hofstra |
| 3/14/07 | Josh Donaldson | VMI |
| 2/20/09 | Justin Hargett | Elon |
| 4/10/09 [11th] | Justin Hargett | Florida |
| 2/26/10 [10th] | Brian Fletcher | Boston College |
| 2/15/13 | Damek Tomscha | Maine |
| 4/2/17 | Conor Davis | South Carolina |
| 6/1/19 | Steven Williams | Georgia Tech |
| 2/26/22 | Kason Howell | Yale |

BACK-TO-BACK HOME RUNS (since 1979)

| Date | Players | Opponent | Inn. |
|---------|-------------------------------------|--------------------|------|
| 3/17/79 | J.B. Brown-Steve Montgomery | at Mississippi St. | 5th |
| 3/24/81 | Bob Berry-Dav. Magentale-Mike Swaim | at SE Louisiana | 7th |
| 5/5/82 | Bob Berry-Rodney Dollar | Livingston | 5th |
| 4/13/83 | Paul Foster-Bo Jackson | at Ala. Christian | 5th |
| 4/14/83 | David Miller-Bob Berry | at Georgia Tech | 1st |
| 3/30/84 | Kevin Henry-Kevin Jordan | at Troy State | 4th |
| 3/30/84 | Donnie Thomas-DeWayne Friend | at Troy State | 5th |
| 4/19/84 | Donnie Thomas-DeWayne Friend | Fla. Int'l | 2nd |
| 3/19/85 | Bo Jackson-Mark Sayer | at Troy State | 8th |
| 3/23/85 | Paul Foster-Bo Jackson | Ole Miss | 3rd |
| 4/2/85 | Paul Foster-Bo Jackson | at Georgia | 8th |
| 3/29/86 | Mark Sayers-Paul Foster | at Vanderbilt | 2nd |
| 5/16/87 | Kevin Henry-Frank Thomas | Mississippi St. | 4th |
| 3/31/91 | Brad Parker-Brannen Veal | LSU | 3rd |
| 2/26/94 | Dallan Ruch-Kevin Chabot | MTSU | 6th |
| 3/2/94 | Mark Bellhorn-Brandon Moore | Troy State | 1st |
| 3/22/95 | Jay Waggoner-Mark Bellhorn | at UAB | 6th |
| 4/10/95 | Kirby Clark-Josh Etheredge | at MTSU | 3rd |
| 4/15/95 | Dallan Ruch-Kirby Clark | Arkansas | 4th |
| 5/6/95 | Mark Bellhorn-Shawn McNally | at LSU | 4th |
| 3/25/97 | Tucker Dearth-Jamie Kersh | at UAB | 6th |
| 4/9/97 | Tim Hudson-Jamie Kersh | VMI | 7th |



TEAM & INDIVIDUAL SUPERLATIVES

| | |
|---------|--------------------------------------|
| 2/20/98 | Scott Pratt-Josh Etheredge |
| 3/10/99 | Casey Dunn-Jamie Kersh |
| 3/26/99 | Casey Dunn-Jamie Kersh |
| 5/28/99 | Dominic Rich-Mailon Kent |
| 2/8/00 | Dominic Rich-Gabe Gross |
| 4/23/00 | Gabe Gross-Todd Faulkner |
| 4/18/03 | Bobby Huddleston-Karl Amonite |
| 5/3/03 | Bobby Huddleston-Karl Amonite |
| 6/1/03 | Bobby Huddleston-Karl Amonite |
| 5/22/05 | Josh Bell-Karl Amonite |
| 3/28/06 | Derek Sain-Ryan Stanley |
| 2/10/07 | Josh Donaldson-Mike Bianucci |
| 4/20/08 | Mike Bianucci-Hunter Morris |
| 5/9/08 | Mike Bianucci-Hunter Morris |
| 3/6/09 | Trent Mummy-Joseph Sanders |
| 3/11/09 | Brian Fletcher-Kevin Patterson |
| 3/15/09 | Brian Fletcher-Kevin Patterson |
| 4/5/09 | Trent Mummy-Joseph Sanders |
| 4/15/09 | Trent Mummy-Joseph Sanders |
| 3/6/10 | Hunter Morris-Brian Fletcher |
| 4/20/10 | Brian Fletcher-Hunter Morris |
| 4/23/10 | Tony Caldwell-Kevin Patterson |
| 5/1/10 | Ryan Jenkins-Dan Gamache |
| 5/8/10 | B. Fletcher-H. Morris-K. Patterson |
| 5/8/10 | Casey McElroy-Dan Gamache |
| 5/11/10 | Casey McElroy-Ryan Jenkins |
| 5/15/10 | Trent Mummy-Brian Fletcher |
| 4/27/11 | Justin Fradejas-Dan Gamache |
| 4/6/13 | Cullen Wacker-Garrett Cooper |
| 2/28/15 | Daniel Robert-Hunter Tackett |
| 3/10/18 | Josh Anthony-Brett Wright |
| 4/7/18 | Steven Williams-Brett Wright |
| 6/2/18 | Josh Anthony-Wil Holland |
| 3/22/19 | Steven Williams-Rankin Woley |
| 4/20/21 | Rankin Woley-Steven Williams |
| 5/15/21 | Ryan Bliss-Tyler Miller-Rankin Woley |
| 3/26/22 | Cole Foster-Mike Bello |
| 6/3/22 | Cole Foster-Sonny DiChiara |
| 4/30/23 | Bryson Ware-Cole Foster |
| 5/19/23 | Bryson Ware-Ike Irish |

| | |
|----------------------|-----|
| UNC Charlotte | 6th |
| VCU | 7th |
| Alabama | 4th |
| N. Carolina St. | 7th |
| at Samford | 7th |
| Vanderbilt | 5th |
| Arkansas | 6th |
| Florida | 7th |
| Ohio State | 3rd |
| Alabama | 1st |
| at Troy | 7th |
| Hofstra | 7th |
| at Vanderbilt | 6th |
| at Ole Miss | 5th |
| Brown | 1st |
| Western Kentucky | 1st |
| at Tennessee [G1] | 1st |
| at Mississippi State | 5th |
| South Alabama | 1st |
| Miami (Ohio) | 6th |
| Troy | 6th |
| Kentucky | 7th |
| at Arkansas | 5th |
| Mississippi State | 5th |
| Mississippi State | 7th |
| at South Alabama | 2nd |
| Tennessee | 3rd |
| Texas Southern | 2nd |
| at Texas A&M | 3rd |
| Alabama State | 4th |
| Northeastern | 6th |
| at Arkansas | 4th |
| vs. Army | 5th |
| at Mississippi State | 6th |
| Samford | 3rd |
| Texas A&M | 1st |
| at Texas A&M | 2nd |
| Southeastern | 1st |
| at South Carolina | 1st |
| Missouri | 6th |

20-RUN GAMES

AUBURN'S

| | |
|-------|---------------------------|
| 33-0 | ALABAMA A&M (2/24/21) |
| 32-9 | TROY (3/2/94) |
| 29-22 | at Mercer (1951) |
| 28-6 | at Samford (2/6/00) |
| 26-6 | TROY (4/28/09) |
| 25-1 | LONGWOOD (2/17/18) |
| 25-4 | VANDERBILT (1958) |
| 25-6 | at Kentucky (1956) |
| 24-9 | Vanderbilt (1965) |
| 24-13 | GEORGIA TECH (1961) |
| 23-1 | GEORGIA (3/25/94) |
| 23-2 | at UAB (2/25/87) |
| 23-2 | GEORGIA TECH (1951) |
| 23-4 | at Jacksonville (1974) |
| 23-5 | UNC CHARLOTTE (2/21/97) |
| 23-11 | at Georgia (4/2/85) |
| 22-0 | ALCORN STATE (2/21/12) |
| 22-0 | TAMPA (3/5/93) |
| 22-1 | Seton Hall (5/23/87-NCAA) |
| 22-4 | FURMAN (2/12/2000) |
| 22-6 | MERCER (4/10/07) |
| 22-7 | GEORGIA STATE (4/6/10) |
| 22-7 | SAMFORD (2/27/85) |
| 22-8 | at Vanderbilt (1967) |
| 22-8 | at Tennessee (4/25/97) |
| 22-23 | HUNTINGDON (1983) |

| | |
|-------|----------------------------|
| 21-4 | MARSHALL (2/16/02) |
| 21-4 | MERCER (1956) |
| 21-6 | at South Carolina (3/9/97) |
| 21-6 | FAIRFIELD (1979) |
| 21-7 | FLORIDA STATE (6/4/2022) |
| 21-9 | Alabama (3/30/89) |
| 21-9 | GEORGIA TECH (1954) |
| 21-11 | at Arkansas (3/19/2000) |
| 20-1 | UAB (4/13/93) |
| 20-2 | at Columbus College (1982) |
| 20-3 | at Georgia (3/19/10) |
| 20-4 | at Huntingdon (1982) |
| 20-5 | at South Alabama (2/25/07) |
| 20-6 | WRIGHT STATE (2/29/20) |
| 20-6 | LAGRANGE (4/3/90) |
| 20-7 | VANDERBILT (4/9/94) |
| 20-7 | Davidson (3/3/97) |
| 20-8 | MONTEVALLO (1980) |
| 20-14 | MERCER (4/16/96) |

OPPONENT'S

| | |
|-------|--------------------------------|
| 24-2 | FLORIDA (4/11/09) |
| 24-7 | Georgia (3/25/23) |
| 23-22 | HUNTINGDON (1983) |
| 22-7 | ALABAMA (4/12/97, Gm. 2) |
| 22-8 | at Florida (5/2/04) |
| 22-10 | CLEMSON (1982) |
| 22-29 | at Mercer (1951) |
| 21-2 | at LSU (5/8/93, Gm. 1) |
| 21-7 | at Florida State (1980) |
| 20-5 | at Georgia Tech (3/30/04) |
| 20-5 | at LSU (5/11/2001) |
| 20-7 | at Alabama (1949) |
| 20-9 | ARKANSAS (3/13/99) |
| 20-15 | at Mississippi State (3/24/19) |

FIVE-HIT GAMES (Since 1974)

| Player (Yr) | AB | Opponent | Date |
|-----------------------|---------|--|-------------------|
| Andy Merchant (Sr.) | 6-for-8 | at Florida [20 inn.] | April 22, 1972 |
| Doug Gilcrease (Sr.) | 5-for-5 | LSU | April 11, 1982 |
| Neal Mitchell (Jr.) | 5-for-5 | at Columbus College | April 15, 1982 |
| David Magentale (Sr.) | 5-for-6 | Clemson | May 9, 1982 |
| Paul Foster (Jr.) | 5-for-5 | Samford | February 27, 1985 |
| Bo Jackson Jr. | 5-for-6 | at UAB | March 7, 1985 |
| Mark Sayer (Jr.) | 5-for-6 | Georgia Southwestern | April 16, 1985 |
| Clark Preble (Jr.) | 5-for-6 | at Georgia | March 20, 1988 |
| Jeff Powell (So.) | 5-for-6 | Huntingdon | February 14, 1990 |
| Tim Edge (Jr.) | 5-for-5 | Mississippi State | April 7, 1990 |
| Brandon Moore (Jr.) | 5-for-5 | vs. Alabama (Montgomery, Ala.) | May 14, 1993 |
| Cliff Shanks (Jr.) | 5-for-5 | at Oklahoma State | May 28, 1993 |
| Jay Waggoner (Jr.) | 5-for-8 | Troy State | March 2, 1994 |
| Mike Killmett (Sr.) | 5-for-6 | Georgia | March 25, 1994 |
| Jay Waggoner (Jr.) | 5-for-5 | Birmingham Southern | April 13, 1994 |
| Mark Bellhorn (So.) | 5-for-5 | vs. Old Dominion [10] (Clemson, S.C.) | May 27, 1994 |
| Josh Etheredge (Jr.) | 6-for-6 | at South Carolina | March 9, 1997 |
| Rob Macroy (Sr.) | 5-for-5 | at Kentucky | March 30, 1997 |
| Tim Hudson (Sr.) | 5-for-5 | at Kentucky | March 30, 1997 |
| Adam Sullivan (Sr.) | 5-for-6 | Alabama | April 13, 1997 |
| Adam Sullivan (Sr.) | 5-for-6 | vs. Western Carolina (Tallahassee, Fla.) | May 22, 1997 |
| Casey Dunn (Jr.) | 5-for-5 | at Alabama | May 10, 1998 |
| Todd Faulkner (So.) | 5-for-7 | vs. Georgia Tech (Orlando, Fla.) | January 29, 1999 |
| Casey Dunn (Sr.) | 5-for-6 | Tennessee | April 9, 1999 |
| Casey Dunn (Sr.) | 5-for-5 | Tulane | May 30, 1999 |
| Dominic Rich (Jr.) | 5-for-6 | UNC Charlotte | March 4, 2000 |
| Todd Faulkner (Jr.) | 5-for-5 | UNC Charlotte | March 5, 2000 |
| Mailon Kent (Sr.) | 5-for-5 | Alabama | April 22, 2001 |
| Doug Vines (Fr.) | 5-for-5 | North Carolina | March 10, 2002 |
| Tug Hulett (Fr.) | 5-for-5 | Georgia | May 10, 2002 |
| Javon Moran (So.) | 5-for-5 | vs. Florida Atlanta (Tuscaloosa, Ala.) | May 31, 2002 |
| Clete Thomas (Fr.) | 5-for-5 | at North Carolina | March 9, 2003 |
| Sean Gamble (Jr.) | 5-for-6 | at South Alabama | April 13, 2004 |
| Tug Hulett (Jr.) | 5-for-7 | Mississippi State | April 24, 2004 |
| Tyler Johnstone (Jr.) | 6-for-7 | Elon | February 25, 2005 |
| Clete Thomas (Jr.) | 5-for-6 | Arkansas | April 3, 2005 |
| Joseph Sanders (So.) | 5-for-5 | at Mercer | May 13, 2008 |
| Casey McElroy (Fr.) | 5-for-5 | at LSU | April 26, 2009 |
| Creede Simpson (So.) | 5-for-6 | vs. Miami (Ohio) | March 5, 2010 |
| Hunter Morris (Jr.) | 5-for-6 | at Georgia | March 21, 2010 |
| Tony Caldwell (Sr.) | 5-for-5 | at Kentucky | April 9, 2011 |
| Ryan Tella (So.) | 5-for-6 | Presbyterian | May 8, 2012 |
| Jordan Ebert (Sr.) | 5-for-6 | Southern | Feb. 26, 2016 |
| Anfernee Grier (Jr.) | 5-for-6 | at Kennesaw State | April 12, 2016 |
| Brady Moore (Sr.) | 5-for-5 | Florida State | June 4, 2022 |
| Bobby Peirce (5th) | 5-for-5 | at Georgia Tech | April 11, 2023 |





THE LAST TIME...

BATTING SUPERLATIVES

5 hits in a game
6 hits in a game

Reached base 6 times
Reached base 7 times

4 runs in a game
5 runs in a game
6 runs in a game

10-game hitting streak
15-game hitting streak
20-game hitting streak
25-game hitting streak
30-game hitting streak

3 doubles in a game
4 doubles in a game

2 triples in a game
3 triples in a game

2 home runs in one game
3 home runs in one game

7 RBI in a game
8 RBI in a game
9 RBI in a game
10 RBI in a game

Grand slam home run
Inside-the-park home run
HR to begin game
Two HR in one inning
HR in consecutive at-bats
HR in three consecutive at-bats
HR in consecutive games
HR in three consecutive games
HR in three consecutive SEC games
HR in four consecutive games
HR in four consecutive SEC games
HR in five consecutive games
Walk-off HR
Pinch-hit HR
Pinch-hit grand slam
HR in first at-bat of season
HR in both games of DH

Hit for the cycle

Hit from both sides of plate in same inning
Two hits in same inning

Stole home
Stole two bases in a game
Stole three bases in a game

Hit by a pitch 2 times in a game
Hit by a pitch 3+ times in a game

Scored 20 or more runs
Scored 25 or more runs
Scored 30 or more runs

Scored 5 runs in an Inning
Scored 6 runs in an Inning
Scored 7 runs in an Inning
Scored 8 runs in an Inning
Scored 9 runs in an Inning
Scored 10+ runs in an Inning
Recorded 10+ hits in an Inning
Scored in every inning

Recorded 15-19 hits
Recorded 20 or more hits

Hit 3 or more home runs in an inning
Hit 3 or more home runs in a game
Hit 5 or more home runs in a game
Hit 7 or more home runs in a game
Hit back-to-back home runs
Hit back-to-back-to-back home runs

Had 5 doubles
Had 6 doubles
Had 7 doubles
Had 8 doubles
Had 9+ doubles

Stole 5 bases in a game
Stole 6 bases in a game
Stole 7 bases in a game
Stole 8 bases in a game

Walked 10+ times
Did not strike out in a game

Bobby Peirce at Georgia Tech [5-for-5] (4/11/23)
Tyler Johnstone vs. Elon [6-for-7, 2B, 3B] (2/25/05)

Kason Howell vs. Florida State [4-5, 2 BB] (6/4/22)
Brody Moore vs. Florida State [5-5, 2BB] (6/4/22)

Bobby Peirce vs. #1 LSU (5/7/23)
Sonny DiChiara vs. Florida State (6/4/22)
Bryson Ware vs. Alabama A&M (2/24/21)

Bobby Peirce, 11 games (3/28-4/15/23)
Bryson Ware, 18 games (3/14-4/14/23)
A. Grier, 22 games, (5/31/15-3/22/16)
Justin Fradejas, 27 games (3/23-5/7/10)
Casey Dunn, 31 games (2/22 [G1]-4/15/97)

Kason Howell at Ole Miss (5/12/23)
Ken Dempsey vs. Georgia (1971)

Kason Howell vs. #1 LSU (5/7/23) never

Cole Foster at Ole Miss (5/12/23)
Cole Foster vs. Southeastern (6/3/22)

Justin Kirby vs. USC (2/26/23)
Justin Bryant at Georgia (3/19/10)
Cole Foster vs. Southeastern (6/3/22)
Bob Berry vs. Huntington (4/15/82)

Cooper McMurray at Ole Miss (5/13/23)
Kason Howell vs. Southeastern (3/11/23)
Ryan Bliss vs. #11 Ole Miss (5/25/21)
Cole Foster vs. Southeastern [1st] (6/3/22)
Cooper McMurray vs. Mississippi State (4/23/23)
Edouard Julien (2/20-22/19)
Bryson Ware (5/24-25/23)
Bryson Ware (5/23-25/23)
Ike Irish (5/12-19/23)
Cooper McMurray (4/18-23/23)
Mike Bianucci (5/2-9/08)
Tim Lemons (4/6-10/85)
Kason Howell vs. Yale (G1 - 2/26/22)
Cam Hill vs. Kentucky (3/26/21)
Edouard Julien vs. BYU (G1 - 3/3/18)
Steven Williams vs. Longwood (2/17/18)
Bryson Ware vs. Missouri (5/19/23)

Judd Ward [3B, 1B, HR, 2B] vs. Illinois-Chicago (G1 - 2/15/20)

Cole Foster [1st inn.] vs. Southeastern (6/3/22)
Chris Stanfield [1B, 1B] at Ole Miss [5th] (5/13/23)

Josh Hall vs. Kansas State (2/20/22)
Cole Foster vs. Samford (4/18/23)
Chris Stanfield vs. Alabama (5/25/23)

Cole Foster vs. Missouri (5/23/23)
Dan Glevenyak at Alabama (4) (4/11/14)

21 vs. Florida State (6/4/22)
25 vs. Longwood (2/17/18)
33 vs. Alabama A&M (2/24/21)

5, vs. Missouri (8th) (5/20/23)
6, at Ole Miss (5th) (5/13/23)
7, vs. Mississippi State (9th) (4/23/23)
8, at UAB (5th) (3/19/19)
9, vs. Rhode Island (1st) (G1 - 3/5/22)
11, vs. Florida A&M (1st) (3/1/23)
11, vs. Furman (5th) (2/12/00)
vs. Coppin State (3/18/14)

17, at Ole Miss (5/12/23)
20, at Ole Miss (5/13/23)

3, vs. Florida A&M [1st] (3/1/23)
3, vs. Vanderbilt (5/24/23)
5, at #2 South Carolina (4/30/23)
7, vs. Southeastern (6/3/22)
B. Ware & I. Irish vs. Missouri (6th) (5/19/23)
R. Bliss, T. Miller & R. Woley vs. Texas A&M (1st) (5/15/21)

5, vs. Missouri (5/23/23)
6, vs. Missouri (5/20/21)
7, vs. Chicago State (3/8/20)
8, vs. Lipscomb (3/4/23)
11, vs. Alabama A&M (2/24/21)

5, vs. Bethune-Cookman (5/6/14)
6, vs. #21 Tennessee (3/17/19)
7, vs. Presbyterian (5/8/12)
8, vs. Alcorn State (2/22/12)

11, vs. North Alabama (3/28/23)
vs. Belmont (3/11/12)

PITCHING SUPERLATIVES

INDIVIDUAL

Nine-inning no-hitter
Nine-inning no-hitter (combined)

Seven-inning no-hitter

Nine-inning perfect game
Seven-inning perfect game

Nine-inning one-hitter (individual)
Nine-inning one-hitter (combined)

Five-inning one-hitter

Nine-inning two-hitter

Complete game
Complete game shutout
Consecutive complete games

Struck out 10 batters
Struck out 11 batters
Struck out 12 batters
Struck out 13 batters
Struck out 15 batters

TEAM

Struck out 15+ batters

Struck out 20+ batters

Struck out 15 batters consecutive games
Shut out an opponent
Consecutive shutouts
Three straight shutouts
Shut out an SEC opponent
Shut out an SEC opponent on the road
Consecutive SEC shutouts
Consecutive SEC shutouts on the road
Was shut out
Was held to one hit
Was no hit

FIELDING SUPERLATIVES

2 errors in a game
3 errors in a game
4 errors in a game

3 double plays turned in a game
4 double plays turned in a game
5 double plays turned in a game

Triple play (Auburn)
Triple play (Opponent)

Threw a runner out at HP to end game

MISC. SUPERLATIVES

Won 10 or more consecutive games
Won 15 or more consecutive games
Won 8 or more consecutive SEC games
Lost 5 or more consecutive games

Home winning streak
Road winning streak
Season-opening winning streak

Extra-innings victory
Extra-innings loss

Swept a 3-game series
Swept a road series
Swept a road SEC series
Swept a SEC series
Swept a 4-game series
Swept a doubleheader

Allowed 3 runs or fewer in a three-game series
Allowed 3 runs or fewer in a four-game series
Allowed 3 runs or fewer in a SEC series
Allowed 4 runs or fewer in a series
Allowed 4 runs or fewer in a SEC series
Allowed 3 runs or fewer in a road series
Allowed 3 runs or fewer in a SEC road series

Overcome a deficit of 7+ runs

Won a 1-0 game
Lost a 1-0 game

Walk-off win
Walk-off loss

Casey Mize vs. Northeastern (3/9/18)
Mike Mueller [2.0], Lee Carter [1.0],
Brandon Channell [1.0], Reid Price [1.0], Andrew Skinner [1.0], Arnold Hughey [1.0], Ken Clayton [1.0], Cory Duedeit [0.2], Sean Jones [0.1] vs. UAB (3/19/02)

Jason Johnson vs. LaGrange College (4/30/91)

Eric Brandon vs. Murray State (3/2/02)
Jason Johnson vs. LaGrange College (4/30/91)

Keegan Thompson vs. Presbyterian (3/1/14)
Tanner Burns [7.0], Cody Greenhill [2.0] vs. Chicago State (3/6/20)
Kevin Davis [3.2], Jacob Milliman [1.1], vs. Radford (2/22/15)

Tanner Burns [9.0] vs. Cincinnati (3/1/19)

Drew Nelson vs. North Alabama [7] (3/28/23)
Jack Owen vs. UTSA (3/9/19)
K. Thompson vs. Arkansas & LSU (4/4 & 4/11/15)

10 by Tommy Vail vs. Mississippi State (4/21/23)
11 by Jordan Armstrong vs. Yale (2/25/22)
12 by Casey Mize at Kentucky (3/23/18)
13 by Casey Mize vs. Texas A&M (3/16/18)
15 by Tanner Burns vs. Cincinnati (3/1/19)

16, Bright [8], Sheehan [3], Burkhalter [5] vs. Stanford (6/20/22)

20, Fuller [4], Watson [4], Anderson [3], Greenhill [4], Skipper [3], Wade [2] vs. #9 Arkansas (4/5/19)
vs. Ga State, at Missouri (4/5-7/16)
4-0 vs. Missouri (5/19/23)
16-0 / 12-0 [7] vs. Rhode Island (3/5/22)
2-0 vs. UT Martin / 6-0 vs. UTSA / 5-0 vs. UTSA (3/6-9/19)
4-0 vs. Missouri (5/19/23)
3-0 at Missouri (5/21/21)
5-0 and 4-0 at Miss. State (3/27-28/15)
5-0 and 4-0 at Miss. State (3/27-28/15)
3-0 vs. #1 LSU (5/5/23)
vs. #24 Missouri (4/1/18)
vs. #13 Arkansas (5/25/17)

Jake Wyandt vs. #1 Ole Miss (3/17/22)
Luke Jarvis vs. Presbyterian (3/11/17)
Brett Burnham at Alabama (4/5/00)

vs. Samford (4/18/23)
at #1 Arkansas (4/3/21) never

vs. Memphis (5/22/78)
at Florida [4th] (3/15/08)

Bryson Ware at Mississippi State (4/17/22)

15 (2/24-3/22/19)
15 (2/24-3/22/19)
9 (5/6-23/23)
5 (4/2-11/21)

21 (1964-66)
14 (1967/1995)
17 (2/7-3/5/97)

7-6, vs. Georgia [11 inn] (3/23/23)
3-6, vs. Penn [11 inn] (6/2/23)

vs. Missouri (5/19-20/23)
at Ole Miss (5/12-13/23)
at Ole Miss (5/12-13/23)
vs. Missouri (5/19-20/23)
Rhode Island (3/4-6/22)
vs. Missouri (5/19/23)

2, vs. Chicago State (3/6-8/20)
3, vs. Rhode Island (3/4-6/22)
3, vs. Miss. State (3/27-29/15)
3, vs. UTSA (3/8-9/19)
4, vs. Georgia (4/23-25/15)
3, vs. Miss. State (3/27-29/15)
3, vs. Miss. State (3/27-29/15)

7 runs, [0-7] vs. Mississippi State (4/23/23)

vs. Mercer (5/30/15) [NCAA Regional]
vs. Ohio State (2/15/14)

vs. Mississippi State [9 inn.] (4/23/23)
at Georgia Tech [10 inn.] (4/11/23)



YEAR-BY-YEAR RESULTS (1895-1948)

1895 (0-1)

Table with 5 columns: Date, Opponent, Score, W/L. Row: 4/1 at Mercer L

1896 (2-2)

Table with 5 columns: Date, Opponent, Score, W/L. Rows: 5/15 ALABAMA 12-9 W, 5/15 ALABAMA 14-8 W, 5/16 at Georgia 16-1 L

1897 (1-4)

Table with 5 columns: Date, Opponent, Score, W/L. Rows: 4/10 GEORGIA TECH 6-4 W, 4/24 Georgia 20-2 L, 4/30 Sewanee 4-1 L, 5/1 Sewanee 4-1 L, 5/7 Alabama PPD, 5/8 Alabama PPD, 5/15 Mercer 19-4 L

1898 (0-2)

Table with 5 columns: Date, Opponent, Score, W/L. Rows: 4/15 GEORGIA TECH 4-3 L, 4/16 Mercer 7-3 L

1899 (2-5)

Table with 5 columns: Date, Opponent, Score, W/L. Rows: 4/8 GEORGIA TECH 10-8 L, 4/15 at Mercer 11-2 L, 4/22 at Georgia Tech 6-4 L, 5/11 at Alabama 10-4 W, 5/12 at Alabama 6-5 L, 5/13 at Alabama 7-5 W, 5/15 MERCER 19-4 L

1900 (3-3)

Table with 5 columns: Date, Opponent, Score, W/L. Rows: 4/14 MONTGOMERY 17-5 W, 4/27 vs. Alabama (Montgomery) 9-7 W, 4/28 vs. Alabama (Montgomery) 9-5 L, 4/28 vs. Alabama (Montgomery) 5-4 L, 5/5 GEORGIA TECH 9-4 W, 5/12 at Mercer 11-4 L, 5/17 vs. Southern (Ala.) University PPD, 5/18 vs. Southern (Ala.) University PPD

1901 (1-7)

Table with 5 columns: Date, Opponent, Score, W/L. Rows: 3/29 at Clemson 8-0 L, 3/30 at Clemson 11-4 L, 4/26 Alabama 5-1 L, 4/27 Alabama 9-1 L, 4/27 Alabama 5-2 L, 5/4 at Georgia Tech 15-12 L, 5/5 at Georgia Tech L, 5/7 at Georgia 7-2 W

1902 (0-5)

Table with 5 columns: Date, Opponent, Score, W/L. Rows: 4/11 vs. Alabama (Selma, Ala.) 18-2 L, 4/12 vs. Alabama (Selma, Ala.) 0-11 L, 4/12 vs. Alabama (Selma, Ala.) 0-11 L, 4/19 at Mercer 6-4 L, 4/25 vs. Georgia (Atlanta, Ga.) 10-0 L

1903 (1-6)

Table with 5 columns: Date, Opponent, Score, W/L. Rows: 4/11 at Mercer 8-6 L, 4/13 CLEMSON 3-0 L, 4/21 vs. Georgia (Atlanta, Ga.) 8-2 L, 4/25 at Georgia Tech 8-7 L, 5/1 vs. Alabama (Selma, Ala.) 6-5 W, 5/2 vs. Alabama (Selma, Ala.) 10-3 L, 5/2 vs. Alabama (Selma, Ala.) 3-0 L

1904 (2-9)

Table with 5 columns: Date, Opponent, Score, W/L. Rows: 4/4 FLORIDA STATE 6-3 W, 4/9 at Mercer 8-1 L, 4/14 at Alabama 6-4 L, 4/15 at Alabama 8-1 L, 4/16 at Alabama 5-4 W, 4/23 at Georgia Tech 4-3 L, 4/25 at Georgia 8-3 L, 4/29 vs. Georgia 5-3 L, 4/29 vs. Georgia 5-0 L, 5/5 TULANE PPD, 5/6 TULANE PPD, 5/7 TULANE PPD

1905 (9-3)

SIAA CHAMPIONS

Table with 5 columns: Date, Opponent, Score, W/L. Rows: 3/30 at Mercer 3-1 L, 4/1 at Mercer 5-2 W, 4/6 at Southern (Ala.) University 6-3 W, 4/7 at Southern (Ala.) University 4-2 L, 4/8 at Southern (Ala.) University 5-2 W, 4/13 ALABAMA 3-2 L, 4/14 ALABAMA 4-3 W, 4/15 ALABAMA 6-5 W, 4/24 MERCER 12-7 W, 4/27 GEORGIA 2-0 W, 4/28 GEORGIA PPD, 5/5 GEORGIA TECH 1-0 W, 5/6 GEORGIA TECH 4-2 W

1906 (11-3)

Table with 5 columns: Date, Opponent, Score, W/L. Rows: 3/26 CUMBERLAND 5-4 W, 3/27 CUMBERLAND 9-3 W, 3/28 CUMBERLAND PPD, 4/6 at Mercer 10-3 W, 4/7 at Mercer 7-4 W, 4/20 at Alabama 14-0 W, 4/21 at Alabama 7-4 W, 5/4 SOUTHERN (ALA.) UNIVERSITY 1-0 W, 5/5 SOUTHERN (ALA.) UNIVERSITY 3-1 L, 5/7 CENTRE COLLEGE 5-3 W, 5/11 GEORGIA TECH 2-1 W, 5/12 GEORGIA TECH 5-0 L, 5/12 GEORGIA TECH 4-0 L, 5/14 at Mercer 10-8 W, 5/15 at Mercer 8-7 W

1907 (10-6-1)

Table with 5 columns: Date, Opponent, Score, W/L. Rows: 3/28 at LSU 4-0 W, 3/29 at LSU 5-3 W, 3/30 at LSU 4-3 L, 4/4 MARION 7-1 W, 4/5 MARION W, 4/6 MARION 4-0 L, 4/19 at Mercer 6-6 [11] T, 4/20 at Mercer 3-0 W, 4/25 ALABAMA 2-1 L, 4/26 ALABAMA 12-4 W, 4/27 ALABAMA 8-5 L, 5/2 at Georgia L, 5/3 at Georgia W, 5/4 at Georgia W, 5/10 GEORGIA TECH 3-2 W, 5/11 GEORGIA TECH 2-0 L, 5/11 GEORGIA TECH 4-1 W

1908 (14-5-1)

Table with 5 columns: Date, Opponent, Score, W/L. Rows: 3/26 NORTH GEORGIA 6-3 W, 3/27 NORTH GEORGIA 15-4 W, 3/28 NORTH GEORGIA 6-6 T, 4/3 MISSISSIPPI STATE 6-3 W, 4/4 MISSISSIPPI STATE 7-0 W, 4/4 MISSISSIPPI STATE 6-4 W, 4/17 at Mercer 2-1 W, 4/18 at Mercer 3-1 W, 4/23 at Alabama 3-1 L, 4/25 at Alabama 9-1 L, 4/25 at Alabama 1-0 L, 4/27 vs. Mercer (Columbus, Ga.) 10-0 W, 4/27 vs. Mercer (Columbus, Ga.) 6-2 W, 5/1 at Georgia Tech 1-0 W, 5/2 at Georgia Tech 7-2 L, 5/7 CENTRE COLLEGE 13-2 W, 5/8 CENTRE COLLEGE 6-4 W, 5/9 CENTRE COLLEGE 10-0 W, 5/11 GEORGIA TECH 6-0 L, 5/12 GEORGIA TECH 8-3 W

1909 (14-6-1)

Table with 5 columns: Date, Opponent, Score, W/L. Rows: 3/26 at Mercer 4-3 W, 3/27 at Mercer 1-0 W, 4/1 SAMFORD 7-1 W, 4/2 SAMFORD 19-5 W, 4/3 SAMFORD 7-5 W, 4/9 at Georgia 3-2 L, 4/10 at Georgia 7-3 W, 4/10 at Georgia 9-2 L, 4/16 GEORGIA 6-6 T, 4/17 GEORGIA 10-1 W, 4/17 GEORGIA 7-2 W, 4/19 at Sewanee 8-3 L, 4/20 at Sewanee 2-1 L, 4/20 at Sewanee 7-1 W, 4/29 GEORGIA TECH 6-0 W, 4/30 GEORGIA TECH 8-2 L, 5/7 at Georgia Tech 2-0 W, 5/8 at Georgia Tech 6-5 L, 5/11 CUMBERLAND 5-0 W, 5/12 CUMBERLAND 17-3 W, 5/13 CUMBERLAND 7-3 W

1910 (8-6)

Table with 5 columns: Date, Opponent, Score, W/L. Rows: 4/1 at Alabama Presbyterian 3-1 W, 4/2 at Alabama Presbyterian 12-1 W, 4/8 at Georgia 5-0 W, 4/9 at Georgia 4-2 W, 4/9 at Georgia 7-2 L, 4/15 GEORGIA TECH 16-1 W, 4/16 GEORGIA TECH PPD, 4/25 at Mercer 8-3 L, 4/26 at Mercer 3-1 L, 4/26 at Mercer 2-1 W, 5/6 at Georgia Tech 3-1 L, 5/7 at Georgia Tech PPD, 5/9 MERCER 6-5 W, 5/10 MERCER 7-2 W, 5/13 GEORGIA 4-3 L, 5/14 GEORGIA 10-3 L

1911 (8-11)

Table with 5 columns: Date, Opponent, Score, W/L. Rows: 4/3 at Mississippi State 5-3 W, 4/3 at Mississippi State 6-0 L, 4/5 at Mississippi State 2-1 W, 4/7 at Georgia 2-0 L, 4/8 at Georgia 1-0 L, 4/14 GEORGIA 1-0 L, 4/14 GEORGIA 3-1 L, 4/15 GEORGIA 7-5 L, 4/17 at Georgia Tech 4-1 L, 4/18 at Georgia Tech 9-4 L, 4/24 at Mercer 1-0 L, 4/25 at Mercer 8-1 L, 4/26 at Mercer 9-1 L, 5/4 SAMFORD W, 5/5 SAMFORD W, 5/6 SAMFORD W, 5/12 CLEMSON 7-6 W, 5/13 CLEMSON 5-4 W, 5/13 CLEMSON 3-2 W

1912 (7-9-1)

Table with 5 columns: Date, Opponent, Score, W/L. Rows: 3/29 VANDERBILT 7-6 W, 3/30 VANDERBILT 7-6 [11] L, 4/5 GEORGIA 6-3 L, 4/6 GEORGIA 6-0 L, 4/6 GEORGIA 1-0 L, 4/8 MISSISSIPPI STATE 6-4 W, 4/10 MISSISSIPPI STATE 10-9 W, 4/10 MISSISSIPPI STATE 2-1 W, 4/22 TEXAS 4-3 W, 4/22 TEXAS 3-3 T, 4/25 MERCER 1-0 L, 5/2 at Georgia Tech 3-2 L, 5/3 at Georgia Tech 7-5 W, 5/4 at Georgia Tech 5-3 L, 5/7 at Clemson 2-1 L, 5/8 at Clemson 4-3 L, 5/9 at Clemson 4-0 W

1913 (11-6)

Table with 5 columns: Date, Opponent, Score, W/L. Rows: 3/28 at Georgia 5-1 L, 3/29 at Georgia 4-3 W, 3/29 at Georgia 11-0 L, 4/4 SOUTHERN (ALA.) UNIVERSITY 13-0 W, 4/5 SOUTHERN (ALA.) UNIVERSITY 8-2 W, 4/5 SOUTHERN (ALA.) UNIVERSITY 3-2 L, 4/10 at Florida 3-2 W, 4/11 at Florida 8-5 W, 4/12 at Florida 4-2 W, 4/18 GEORGIA TECH 3-2 W, 4/19 GEORGIA TECH 10-4 L, 4/19 GEORGIA TECH 4-3 W, 4/26 MERCER 10-2 W, 4/26 MERCER 8-4 W, 5/8 CLEMSON 10-3 W, 5/9 CLEMSON 18-4 L, 5/10 CLEMSON 5-3 L

1914 (10-7)

Table with 5 columns: Date, Opponent, Score, W/L. Rows: 3/27 at Georgia Tech 9-4 W, 3/28 at Georgia Tech 10-5 L, 4/3 GEORGIA 11-2 L, 4/4 GEORGIA 10-2 L, 4/4 GEORGIA 6-3 L, 4/9 at Florida 8-1 W, 4/10 at Florida 4-3 W, 4/11 at Florida 5-3 L, 4/17 TULANE 8-3 W, 4/18 TULANE 1-0 W, 4/18 TULANE 8-6 W, 4/24 at Mercer 11-1 L, 5/7 CUMBERLAND W, 5/8 CUMBERLAND 7-2 W, 5/14 at Clemson 5-4 W, 5/15 at Clemson 13-5 L, 5/16 at Clemson 6-2 W

1915 (9-5-3)

Table with 5 columns: Date, Opponent, Score, W/L. Rows: 3/26 at Georgia 6-4 W, 3/27 at Georgia 4-1 W, 3/27 at Georgia 7-0 L, 4/3 WEST VIRGINIA WESLEYAN 6-3 W, 4/3 WEST VIRGINIA WESLEYAN 2-0 W, 4/16 GEORGIA TECH 6-6 T, 4/17 GEORGIA TECH 12-2 L, 4/17 GEORGIA TECH 7-1 L, 4/23 vs. Florida (Tallahassee, Fla.) 8-2 W, 4/24 vs. Florida (Tallahassee, Fla.) 7-2 W, 4/24 vs. Florida (Tallahassee, Fla.) 5-5 T, 5/8 vs. Clemson (Atlanta, Ga.) 10-3 W, 5/8 CLEMSON (7 inn.) 3-1 W, 5/8 CLEMSON (7 inn.) 2-0 W, 5/14 vs. Mississippi St. (Meridian, Miss.) 3-0 L, 5/15 vs. Mississippi St. (Columbus, Miss.) 4-3 L, 5/15 vs. Mississippi St. (Columbus, Miss.) 1-1 T

1916 (17-4) SIAA CHAMPIONS

Table with 5 columns: Date, Opponent, Score, W/L. Rows: 3/31 at Marion 1-0 W, 4/1 at Marion 3-1 W, 4/1 at Marion 2-0 W, 4/7 GEORGIA 6-3 W, 4/8 GEORGIA 9-6 W, 4/8 GEORGIA 3-1 W, 4/14 at Georgia Tech 6-4 L, 4/15 at Georgia Tech 10-9 W, 4/15 at Georgia Tech 3-0 W, 4/21 MISSISSIPPI STATE 5-2 W, 4/22 MISSISSIPPI STATE 3-1 W, 4/22 MISSISSIPPI STATE 5-4 W, 4/26 at Mercer 7-4 W, 4/27 at Mercer 11-7 L, 4/27 at Mercer 7-4 L, 5/5 at Clemson 5-4 L, 5/6 at Clemson 9-1 W, 5/6 at Clemson 3-1 W, 5/12 FLORIDA 7-0 W, 5/13 FLORIDA 14-3 W, 5/13 FLORIDA 7-1 W





YEAR-BY-YEAR RESULTS (1895-1948)

1917 (9-5)

| Date | Opponent | Score | W/L |
|------|-------------------------------|-------|-----|
| 3/28 | at Southern (Ala.) University | 6-1 | W |
| 3/29 | at Southern (Ala.) University | 8-2 | W |
| 3/30 | at Marion | 10-1 | W |
| 3/31 | at Marion | 11-1 | W |
| 4/6 | at Georgia | 10-0 | L |
| 4/7 | at Georgia | 3-0 | W |
| 4/7 | at Georgia | 2-0 | L |
| 4/14 | GEORGIA TECH | 5-4 | W |
| 4/14 | GEORGIA TECH | 4-1 | W |
| 4/20 | LSU | | CLD |
| 4/21 | LSU | | CLD |
| 4/25 | MERCER | 6-2 | L |
| 4/26 | MERCER | 4-2 | L |
| 5/4 | CLEMSON | 7-0 | W |
| 5/5 | CLEMSON | 8-3 | W |
| 5/5 | CLEMSON | 7-4 | L |

1918 (7-5) SIAA CHAMPIONS

| Date | Opponent | Score | W/L |
|------|-----------------|-------|-----|
| 3/29 | at Georgia | 12-2 | W |
| 3/30 | at Georgia | 3-1 | L |
| 4/5 | MERCER | 16-10 | W |
| 4/6 | MERCER | 6-2 | W |
| 4/12 | at Georgia Tech | 8-4 | L |
| 4/13 | at Georgia Tech | 10-4 | W |
| 4/19 | GEORGIA TECH | 8-3 | L |
| 4/20 | GEORGIA TECH | 3-0 | W |
| 4/26 | at Mercer | 3-0 | L |
| 4/27 | at Mercer | 2-1 | L |
| 5/3 | GEORGIA | 4-2 | W |
| 5/4 | GEORGIA | 7-2 | W |

1919 (8-7-1)

| Date | Opponent | Score | W/L |
|------|---------------------|----------|-----|
| 3/28 | GEORGIA | 0-0 [11] | T |
| 3/29 | GEORGIA | 6-0 | L |
| 4/4 | at Georgia | 5-4 | L |
| 4/5 | at Georgia | 3-0 | L |
| 4/11 | at Georgia Tech | 2-1 [10] | L |
| 4/12 | at Georgia Tech | 4-2 | L |
| 4/18 | OGLETHORPE | 3-2 [10] | W |
| 4/19 | OGLETHORPE | 6-2 | W |
| 4/25 | at Mercer | 10-2 | L |
| 4/26 | at Mercer | 3-0 | W |
| 5/3 | BIRMINGHAM-SOUTHERN | 15-3 | W |
| 5/4 | BIRMINGHAM-SOUTHERN | 11-2 | W |
| 5/6 | SAMFORD | 4-3 | L |
| 5/6 | SAMFORD | 5-4 | W |
| 5/10 | MERCER | 4-1 | W |
| 5/11 | MERCER | 5-4 [12] | W |

1920 (16-5-3) SIAA CHAMPIONS

| Date | Opponent | Score | W/L |
|------|---------------------------------|-------|-----|
| 3/26 | SAMFORD | 1-1 | T |
| 3/27 | SAMFORD | 9-3 | W |
| 4/1 | at Oglethorpe | 7-0 | W |
| 4/2 | at Oglethorpe | 3-1 | W |
| 4/3 | at Furman | 1-0 | L |
| 4/4 | at Furman | 2-0 | W |
| 4/5 | at Clemson | 10-0 | W |
| 4/6 | at Clemson | 15-2 | W |
| 4/12 | MICHIGAN | 1-1 | T |
| 4/13 | MICHIGAN | 4-3 | W |
| 4/16 | GEORGIA TECH | 6-2 | L |
| 4/17 | GEORGIA TECH | 5-4 | W |
| 4/19 | at Wofford | 3-2 | L |
| 4/20 | at Wofford | 5-4 | W |
| 4/21 | at Virginia | 1-0 | L |
| 4/22 | at Virginia | 4-0 | W |
| 4/23 | at Washington & Lee | 6-4 | L |
| 4/24 | at VMI | 7-2 | W |
| 4/30 | GEORGIA | 9-3 | W |
| 5/1 | GEORGIA | 3-0 | W |
| 5/4 | vs. Florida (Tallahassee, Fla.) | 7-2 | W |
| 5/5 | vs. Florida (Tallahassee, Fla.) | 1-0 | W |
| 5/5 | vs. Florida (Tallahassee, Fla.) | 1-1 | T |
| 5/10 | at Georgia | 1-0 | W |
| 5/11 | at Georgia | 3-2 | W |

1921 (18-4)

| Date | Opponent | Score | W/L |
|------|-----------------------------|-------|-----|
| 3/21 | CINCINNATI | 10-1 | W |
| 3/25 | YALE | 4-1 | L |
| 3/26 | at Mercer | 8-5 | W |
| 4/1 | OGLETHORPE | 11-3 | W |
| 4/2 | OGLETHORPE | 3-1 | L |
| 4/4 | INDIANA | 10-4 | W |
| 4/5 | INDIANA | 2-1 | W |
| 4/8 | CLEMSON | 12-1 | W |
| 4/9 | CLEMSON | 12-1 | W |
| 4/15 | at Georgia Tech | 8-3 | L |
| 4/16 | at Georgia Tech | | PPD |
| 4/18 | at Furman | 8-4 | W |
| 4/19 | at Furman | 19-4 | W |
| 4/20 | at Washington & Lee | 4-0 | W |
| 4/21 | at Washington & Lee | 6-1 | W |
| 4/25 | GEORGIA | 4-1 | W |
| 4/26 | vs. Georgia (Columbus, Ga.) | 2-0 | W |
| 4/28 | FT. BENNING | 4-1 | W |
| 4/29 | MERCER | 5-0 | W |
| 4/30 | MERCER | 12-2 | W |
| 5/4 | at Ft. Benning | 4-1 | W |
| 5/6 | at Georgia | 12-4 | W |
| 5/7 | at Georgia | 4-0 | W |

1922 (8-10)

| Date | Opponent | Score | W/L |
|------|-----------------------------------|-------|-----|
| 3/17 | FT. BENNING | 1-0 | W |
| 3/18 | FT. BENNING | 10-3 | L |
| 3/24 | at Ft. Benning | 9-4 | W |
| 3/25 | at Ft. Benning | 8-4 | L |
| 3/31 | at Georgia Tech | | PPD |
| 4/1 | at Georgia Tech | 7-6 | W |
| 4/8 | BIRMINGHAM-SOUTHERN | 5-0 | W |
| 4/8 | BIRMINGHAM-SOUTHERN | 2-1 | L |
| 4/14 | GEORGIA TECH | 8-5 | W |
| 4/15 | at Georgia Tech | 5-4 | L |
| 4/21 | at Mercer | 4-3 | L |
| 4/22 | at Mercer | 6-4 | W |
| 4/28 | at Oglethorpe | | PPD |
| 4/29 | at Oglethorpe | | PPD |
| 5/1 | vs. Vanderbilt (Montgomery, Ala.) | 10-7 | W |
| 5/2 | VANDERBILT | 3-1 | L |
| 5/5 | vs. Georgia | 7-1 | L |
| 5/6 | GEORGIA | 3-2 | L |
| 5/12 | GEORGIA | 2-0 | W |
| 5/13 | at Georgia | 5-1 | L |

1923 (8-10-4)

| Date | Opponent | Score | W/L |
|------|--|---------|-----|
| 3/17 | FT. BENNING | 7-6 | W |
| 3/17 | FT. BENNING | 8-2 | L |
| 3/23 | MERCER | 4-0 [5] | W |
| 3/24 | MERCER | 2-0 | L |
| 4/2 | vs. Yale (Marion, Ga.) | 4-0 | W |
| 4/3 | at Ft. Benning | 1-0 | W |
| 4/4 | at Ft. Benning | 6-0 | L |
| 4/6 | DUKE | 5-3 | W |
| 4/7 | vs. Duke (Montgomery, Ala.) | 10-7 | L |
| 4/11 | vs. Michigan (Montgomery, Ala.) | 8-1 | W |
| 4/12 | MICHIGAN | 9-2 | L |
| 4/14 | vs. Georgia Tech (Montgomery) 2-2 [10] | | T |
| 4/15 | at Georgia Tech | 7-3 | W |
| 4/16 | at Vanderbilt | 23-11 | L |
| 4/17 | at Vanderbilt | 8-2 | L |
| 4/21 | GEORGIA TECH | 2-2 [5] | T |
| 4/22 | vs. Georgia Tech (Mont.) 1-1 [7] | | T |
| 4/30 | vs. North Carolina (Montgomery) | 3-3 | T |
| 5/5 | GEORGIA | | PPD |
| 5/6 | vs. Georgia (Montgomery, Ala.) 7-5 [8] | | L |
| 5/12 | at Georgia | 9-1 | L |
| 5/13 | at Georgia | 3-0 | L |

1924 (8-10-4)

| Date | Opponent | Score | W/L |
|------|--|-------|-----|
| 3/19 | OHIO STATE | 7-4 | L |
| 3/20 | OHIO STATE | 3-1 | W |
| 3/24 | SAMFORD | 5-2 | L |
| 3/25 | SAMFORD | 2-1 | W |
| 3/28 | at Mercer | 6-3 | L |
| 3/29 | at Mercer | 7-4 | L |
| 4/3 | GEORGIA TECH | 17-5 | L |
| 4/4 | GEORGIA TECH | 2-0 | L |
| 4/11 | at Vanderbilt | 19-11 | L |
| 4/12 | at Vanderbilt | 4-0 | L |
| 4/16 | vs. Michigan (Montgomery, Ala.) | 10-9 | L |
| 4/18 | at Florida | 10-3 | W |
| 4/19 | at Florida | 4-3 | L |
| 4/21 | DUKE | 4-2 | L |
| 4/25 | at Samford | 3-2 | W |
| 4/26 | at Birmingham-Southern | 7-6 | L |
| 5/3 | vs. Mississippi St. (Montgomery, Ala.) | 4-0 | L |
| 5/9 | GEORGIA | 5-3 | L |
| 5/10 | GEORGIA | 2-1 | W |
| 5/14 | at Georgia Tech | 7-6 | L |
| 5/15 | at Georgia Tech | 2-0 | L |
| 5/17 | at Georgia | 9-0 | L |

1925 (5-15)

| Date | Opponent | Score | W/L |
|------|------------------------|-------|-----|
| 3/20 | at Ft. Benning | 9-4 | L |
| 3/21 | at Ft. Benning | 17-6 | L |
| 3/24 | FT. BENNING | 7-5 | L |
| 3/25 | FT. BENNING | 9-7 | W |
| 3/27 | at Birmingham-Southern | 13-5 | W |
| 3/28 | at Birmingham-Southern | 7-0 | W |
| 4/3 | GEORGIA | 5-2 | L |
| 4/4 | GEORGIA | 3-2 | L |
| 4/10 | ILLINOIS | 3-0 | L |
| 4/11 | ILLINOIS | 4-3 | W |
| 4/17 | VANDERBILT | 7-3 | W |
| 4/18 | VANDERBILT | 7-5 | L |
| 4/24 | at Georgia Tech | 25-2 | L |
| 4/25 | GEORGIA TECH | 10-8 | L |
| 5/1 | at Georgia | 4-1 | L |
| 5/2 | at Georgia | 8-0 | L |
| 5/4 | at Clemson | 7-5 | L |
| 5/5 | at Furman | 4-2 | L |
| 5/15 | at Mercer | | L |
| 5/16 | at Mercer | 4-0 | L |

1926 (21-7)

| Date | Opponent | Score | W/L |
|------|---------------------------------|-------|-----|
| 3/19 | at Ft. Benning | 3-2 | W |
| 3/20 | at Ft. Benning | 14-12 | W |
| 3/23 | FT. BENNING | 11-4 | W |
| 3/23 | FT. BENNING | 5-1 | W |
| 3/24 | GEORGIA | 6-2 | W |
| 3/25 | GEORGIA | | PPD |
| 3/30 | at Spring Hill | | PPD |
| 3/31 | at Loyola-New Orleans | 6-5 | W |
| 4/1 | at Loyola-New Orleans | 13-2 | W |
| 4/2 | at Tulane | 4-2 | L |
| 4/3 | at Tulane | 4-0 | W |
| 4/5 | MICHIGAN | 8-5 | W |
| 4/6 | CLEMSON | 10-7 | W |
| 4/7 | CLEMSON | 7-0 | W |
| 4/9 | at Georgia Tech | 5-0 | L |
| 4/10 | at Georgia Tech | 13-7 | L |
| 4/14 | at Samford | 8-0 | W |
| 4/15 | at Sewanee | 10-6 | W |
| 4/16 | at Vanderbilt | 9-6 | L |
| 4/17 | at Vanderbilt | 8-4 | W |
| 4/23 | vs. Birmingham-Southern (Mont.) | 2-0 | W |
| 4/24 | BIRMINGHAM-SOUTHERN | 3-0 | W |
| 4/27 | at Florida | 2-1 | W |
| 4/28 | at Florida | 4-3 | W |
| 4/30 | at Georgia | 9-1 | L |
| 5/1 | at Georgia | 3-2 | L |
| 5/4 | at Oglethorpe | 9-8 | L |
| 5/5 | OGLETHORPE | 8-2 | W |
| 5/17 | MERCER | 5-4 | W |
| 5/18 | MERCER | 9-5 | W |

1927 (14-6-1)

| Date | Opponent | Score | W/L |
|------|-------------------|---------|-----|
| 3/30 | GEORGIA | 7-6 | W |
| 3/31 | GEORGIA | 6-2 | W |
| 4/1 | TULANE | 12-3 | W |
| 4/2 | TULANE | 6-0 | W |
| 4/4 | FLORIDA | 2-1 | W |
| 4/5 | FLORIDA | 1-0 | L |
| 4/8 | vs. Georgia Tech | 10-2 | W |
| 4/9 | vs. Georgia Tech | 7-5 | W |
| 4/15 | ILLINOIS | 12-5 | W |
| 4/16 | ILLINOIS | 10-8 | L |
| 4/20 | at Clemson | 11-5 | W |
| 4/22 | at South Carolina | 11-2 | W |
| 4/23 | at South Carolina | 8-4 | L |
| 4/25 | at Florida | 9-8 | L |
| 4/26 | at Florida | 4-3 | L |
| 4/27 | at Florida | 5-0 | W |
| 4/29 | VANDERBILT | 4-0 | W |
| 4/30 | VANDERBILT | 6-4 | W |
| 5/4 | CLEMSON | 6-2 | W |
| 5/5 | CLEMSON | 3-3 [6] | T |
| 5/6 | at Vanderbilt | 1-2 | L |

1928 (17-5-2)

| Date | Opponent | Score | W/L |
|------|-------------------|---------|-----|
| 3/23 | at Ft. Benning | 7-0 | W |
| 3/24 | at Ft. Benning | 11-0 | W |
| 3/30 | TULANE | 6-1 | W |
| 3/31 | vs. Tulane | 9-3 | W |
| 4/2 | CLEMSON | 6-2 | W |
| 4/3 | CLEMSON | 6-6 | T |
| 4/9 | GEORGIA | 3-3 | T |
| 4/11 | FLORIDA | 4-1 | W |
| 4/12 | FLORIDA | 10-5 | W |
| 4/13 | FT. BENNING | 12-11 | L |
| 4/16 | GEORGIA TECH | 15-4 | W |
| 4/17 | GEORGIA TECH | 11-2 | L |
| 4/21 | at Georgia Tech | 7-5 | L |
| 4/26 | vs. Florida | 6-5 | L |
| 4/27 | vs. Florida | 2-0 | W |
| 4/28 | vs. Florida | 2-1 | W |
| 5/2 | at Clemson | 11-3 | W |
| 5/3 | at Clemson | 9-6 [6] | W |
| 5/4 | at South Carolina | 6-3 | W |
| 5/4 | at Clemson | 6-5 | L |
| 5/8 | at Georgia | 5-1 | W |
| 5/11 | SOUTH CAROLINA | 9-2 | W |
| 5/12 | SOUTH CAROLINA | 12-3 | W |
| 5/21 | MERCER | 5-1 | W |

1929 (11-9-1)

| Date | Opponent | Score | W/L |
|------|---------------------|-------|-----|
| 5/29 | at Tulane | 10-4 | L |
| 5/30 | at Tulane | 17-1 | W |
| 4/3 | GEORGIA TECH | 23-3 | W |
| 4/4 | GEORGIA TECH | 16-8 | W |
| 4/5 | BIRMINGHAM SOUTHERN | 8-6 | W |
| 4/6 | BIRMINGHAM SOUTHERN | 16-5 | W |
| 4/8 | at Georgia | 5-3 | L |
| 4/9 | at Georgia | 8-7 | L |
| 4/15 | CLEMSON | 6-6 | T |
| 4/16 | CLEMSON | 4-3 | L |
| 4/19 | at Georgia Tech | 12-8 | L |
| 4/20 | at Georgia Tech | 8-3 | L |
| 4/25 | vs. Florida | 9-7 | W |
| 4/26 | vs. Florida | 7-3 | W |
| 4/27 | vs. Florida | 7-6 | W |
| 5/3 | VANDERBILT | 8-6 | L |
| 5/4 | VANDERBILT | 7-6 | W |
| 5/10 | GEORGIA | 11-1 | L |
| 5/11 | GEORGIA | 6-2 | W |
| 5/21 | MERCER | 5-4 | L |



YEAR-BY-YEAR RESULTS (1895-1948)

1930 (13-7)

| Date | Opponent | Score | W/L |
|------|----------------|------------|-----|
| 3/14 | FT. BENNING | 5-4 | W |
| 3/15 | at Ft. Benning | 9-3 | W |
| 3/29 | TULANE | 11-2 | W |
| 3/29 | TULANE | 5-1 | W |
| 4/11 | GEORGIA | 4-2 | L |
| 4/12 | GEORGIA | 7-3 | L |
| 4/16 | GEORGIA TECH | 7-4 | W |
| 4/17 | GEORGIA TECH | 6-2 | L |
| 4/24 | vs. Florida | 3-2 | L |
| 4/25 | vs. Florida | 3-2 | W |
| 4/26 | vs. Florida | 4-3 | L |
| 5/2 | at Georgia | 2-0 | L |
| 5/3 | at Georgia | 8-6 | W |
| 5/5 | at Clemson | 4-3 | W |
| 5/6 | at Clemson | 14-10 [10] | W |
| 5/9 | MERCER | 15-5 | W |
| 5/10 | MERCER | 7-5 | L |
| 5/12 | SAMFORD | 10-6 | W |
| 5/15 | at Samford | 8-6 | W |

1931 (18-4)

SIAA CHAMPIONS
DIXIE LEAGUE CHAMPIONS

| Date | Opponent | Score | W/L |
|------|-----------------|-------|-----|
| 3/26 | FT. BENNING | 12-1 | W |
| 4/6 | at Mercer | 10-5 | W |
| 4/7 | at Mercer | 5-1 | W |
| 4/10 | at Oglethorpe | 13-8 | W |
| 4/11 | at Oglethorpe | 14-5 | W |
| 4/13 | OGLETHORPE | 8-3 | L |
| 4/14 | OGLETHORPE | 12-0 | W |
| 4/22 | at Georgia | 12-2 | W |
| 4/23 | at Georgia | 13-7 | W |
| 4/24 | at Georgia Tech | 13-8 | W |
| 4/25 | at Georgia Tech | 11-7 | L |
| 4/27 | GEORGIA | 3-1 | W |
| 4/28 | GEORGIA | 7-6 | W |
| 5/1 | at Florida | 6-3 | W |
| 5/2 | at Florida | 5-1 | L |
| 5/5 | at Mercer | 3-0 | W |
| 5/8 | vs. Florida | 5-1 | L |
| 5/9 | vs. Florida | 4-3 | W |
| 5/11 | GEORGIA TECH | 11-5 | W |
| 5/12 | GEORGIA TECH | 13-0 | W |
| 5/15 | VANDERBILT | 19-1 | W |
| 5/16 | VANDERBILT | 3-1 | W |

1932 (11-4-1)

DIXIE LEAGUE PENNANT

| Date | Opponent | Score | W/L |
|------|-----------------|----------|-----|
| 4/1 | at Lanett | 6-5 | W |
| 4/8 | GEORGIA | 3-1 | W |
| 4/9 | GEORGIA | 9-0 | W |
| 4/15 | at Georgia Tech | 6-6 | T |
| 4/16 | at Georgia Tech | 12-10 | W |
| 4/16 | at Georgia Tech | 5-4 | L |
| 4/18 | at Georgia | 5-1 | L |
| 4/19 | at Georgia | 11-3 | L |
| 4/22 | FLORIDA | 5-2 | W |
| 4/23 | FLORIDA | 6-2 | W |
| 4/29 | GEORGIA TECH | 8-7 [10] | W |
| 4/30 | GEORGIA TECH | 5-4 | L |
| 5/6 | OGLETHORPE | 6-5 [10] | W |
| 5/7 | OGLETHORPE | 11-5 | W |
| 5/13 | at Oglethorpe | 3-1 | W |
| 5/14 | at Oglethorpe | 12-5 | W |

1933 (8-5-1)

| Date | Opponent | Score | W/L |
|------|-----------------|------------|-----|
| 4/1 | at Lanett | 8-3 | W |
| 4/7 | at Georgia Tech | 4-3 | L |
| 4/8 | at Georgia Tech | 11-7 | W |
| 4/14 | GEORGIA | 8-8 | T |
| 4/18 | LANETT | 7-2 | W |
| 4/21 | at Georgia | 8-1 | L |
| 4/26 | FT. BENNING | 10-5 | W |
| 4/28 | GEORGIA TECH | 4-3 [10] | W |
| 4/29 | GEORGIA TECH | 9-5 | W |
| 5/5 | at Oglethorpe | 7-2 | W |
| 5/6 | at Oglethorpe | 9-5 | W |
| 5/12 | OGLETHORPE | 8-0 | L |
| 5/13 | OGLETHORPE | 13-10 [10] | L |

1934 (10-8-1)

| Date | Opponent | Score | W/L |
|------|-----------------|----------|-----|
| 3/21 | vs. Chattanooga | 7-1 | W |
| 3/23 | LANETT | 5-0 | W |
| 3/24 | at Lanett | 4-1 | W |
| 3/28 | CHATTANOOGA | 5-0 | L |
| 4/2 | vs. Chattanooga | | L |
| 4/6 | at Georgia Tech | 10-4 | L |
| 4/7 | at Georgia Tech | 7-4 | W |
| 4/13 | GEORGIA | 9-8 | W |
| 4/14 | GEORGIA | 12-7 | L |
| 4/20 | at Georgia | 10-6 | L |
| 4/21 | at Georgia | 5-0 | L |
| 4/28 | GEORGIA TECH | 1-0 | W |
| 5/4 | at Oglethorpe | 8-2 | L |
| 5/5 | at Oglethorpe | 13-6 | W |
| 5/10 | SHAWMUT MILLS | 8-5 | W |
| 5/11 | OGLETHORPE | 6-6 [12] | T |
| 5/12 | Fort Benning | 9-3 | L |
| | Auburn Ramblers | | W |

1935 (7-14)

| Date | Opponent | Score | W/L |
|------|----------------|----------|-----|
| 3/27 | TROY | 4-1 | W |
| 4/4 | St. Louis (NL) | 5-1 | L |
| 4/5 | GEORGIA | 4-3 | W |
| 4/6 | GEORGIA | 11-5 | L |
| 4/10 | at Georgia | 7-2 | W |
| 4/11 | at Georgia | | L |
| 4/12 | at Bona Allen | 17-0 | L |
| 4/13 | at Bona Allen | 6-1 | L |
| 4/16 | at Troy | 7-6 | L |
| 4/16 | at Troy | 10-7 | W |
| 4/18 | at Florida | 7-6 | W |
| 4/19 | at Florida | 9-4 | W |
| 4/20 | at Florida | 8-6 | L |
| 4/22 | GEORGIA TECH | 6-3 | L |
| 4/23 | GEORGIA TECH | 4-3 | L |
| 4/26 | at Goodyear | 10-6 | L |
| 5/10 | OGLETHORPE | 3-1 | L |
| 5/11 | OGLETHORPE | 7-5 | L |
| 5/11 | OGLETHORPE | 9-3 | L |
| 5/14 | OGLETHORPE | 2-0 | W |
| 5/15 | OGLETHORPE | 7-5 [13] | L |

1936 (13-5)

| Date | Opponent | Score | W/L |
|------|---------------------|-------|-----|
| 3/26 | TROY | 10-4 | W |
| 3/26 | TROY | 5-0 | W |
| 4/3 | OGLETHORPE | 7-6 | W |
| 4/4 | OGLETHORPE | 8-4 | W |
| 4/10 | vs. Georgia | 3-2 | W |
| 4/11 | vs. Georgia | 8-3 | L |
| 4/13 | LSU | 6-4 | L |
| 4/14 | LSU | 16-4 | L |
| 4/15 | FLORIDA | 10-2 | W |
| 4/16 | FLORIDA | 4-1 | W |
| 4/17 | at Georgia | 6-2 | W |
| 4/18 | at Georgia | 3-0 | W |
| 4/24 | BIRMINGHAM SOUTHERN | 11-4 | W |
| 4/25 | BIRMINGHAM SOUTHERN | 3-0 | L |
| 5/1 | at Troy | 2-1 | W |
| 5/1 | at Troy | 3-1 | W |
| 5/6 | at Bona Allen | 9-0 | L |
| 5/7 | at Bona Allen | 2-0 | L |
| 5/8 | at Oglethorpe | 10-4 | W |
| 5/9 | at Oglethorpe | 3-2 | L |

1937 (21-4-1)
SEC CHAMPIONS

| Date | Opponent | Score | W/L |
|------|-------------------|------------|-----|
| 3/25 | GOODYEAR | 3-1 | L |
| 3/25 | GOODYEAR | 0-0 | T |
| 3/27 | SHAWMUT MILLS | 4-0 | W |
| 3/31 | MISS. COLLEGE | 7-6 | W |
| 4/1 | MISS. COLLEGE | 6-1 | W |
| 4/2 | TROY | 17-2 | W |
| 4/3 | TROY | 10-5 | L |
| 4/7 | at Georgia Tech | 3-2 | W |
| 4/9 | at Georgia | 7-4 | W |
| 4/10 | at Georgia | 12-7 | W |
| 4/16 | GEORGIA | 2-1 | W |
| 4/17 | GEORGIA | 7-2 | W |
| 4/21 | at Troy | 2-1 [5] | W |
| 4/22 | at Troy | 12-4 | W |
| 4/23 | at Florida | 9-7 | W |
| 4/24 | at Florida | 9-4 | W |
| 4/26 | BILL WHITE'S TEAM | 6-0 | W |
| 5/1 | GEORGIA TECH | 6-5 | W |
| 5/1 | GEORGIA TECH | 3-2 | L |
| 5/4 | SHAWMUT MILLS | 11-2 | W |
| 5/7 | at Oglethorpe | 11-10 | W |
| 5/8 | at Oglethorpe | 12-10 [10] | W |
| 5/11 | FAIRFAX MILLS | 5-3 | W |
| 5/13 | OGLETHORPE | 6-4 | L |
| 5/14 | OGLETHORPE | 4-1 | W |

1938 (12-10)

| Date | Opponent | Score | W/L |
|------|-----------------|----------|-----|
| 3/24 | GOODYEAR | 10-7 | W |
| 3/24 | GOODYEAR | 4-2 | L |
| 3/30 | TROY | 12-9 | W |
| 3/31 | TROY | 15-9 | W |
| 4/2 | LANETT | 8-5 | L |
| 4/13 | at Troy | | W |
| 4/14 | at Troy | 5-1 | W |
| 4/15 | FLORIDA | 4-3 | L |
| 4/16 | FLORIDA | 6-5 | W |
| 4/18 | at Mississippi | 6-5 | W |
| 4/19 | at Mississippi | 5-3 | L |
| 4/22 | GEORGIA | 3-2 | W |
| 4/23 | GEORGIA | 2-1 | L |
| 4/29 | GEORGIA TECH | 9-6 | L |
| 4/30 | GEORGIA TECH | 9-2 | W |
| 5/4 | at Oglethorpe | 3-2 | L |
| 5/6 | at Georgia | 11-7 | L |
| 5/7 | at Georgia | 12-10 | W |
| 5/11 | at Georgia Tech | 6-2 | L |
| 5/12 | at Georgia Tech | 5-4 [10] | L |
| 5/13 | OGLETHORPE | 5-3 | W |
| 5/14 | OGLETHORPE | 5-4 | W |

1939 (16-10)

| Date | Opponent | Score | W/L |
|------|-----------------|-------|-----|
| 3/31 | at Oglethorpe | 5-3 | L |
| 4/1 | at Oglethorpe | 5-3 | L |
| 4/7 | at Lanett | 6-2 | W |
| 4/10 | at Tallassee | 15-4 | W |
| 4/13 | at Ft. Benning | 6-1 | W |
| 4/14 | GEORGIA TECH | 5-2 | W |
| 4/15 | GEORGIA TECH | 11-4 | W |
| 4/18 | at Miss. State | 5-1 | W |
| 4/19 | at Miss. State | 8-2 | W |
| 4/21 | GEORGIA | 5-2 | W |
| 4/22 | GEORGIA | 6-3 | L |
| 4/29 | MISSISSIPPI | 3-2 | W |
| 4/29 | MISSISSIPPI | 4-1 | W |
| 5/1 | at Georgia Tech | 11-2 | W |
| 5/2 | at Georgia Tech | 5-4 | L |
| 5/3 | at Georgia | 10-7 | W |
| 5/4 | at Georgia | 5-3 | L |
| 5/5 | at Florida | 9-2 | L |
| 5/6 | at Florida | 11-2 | W |
| 5/12 | OGLETHORPE | | W |
| 5/13 | OGLETHORPE | 11-4 | W |
| 5/15 | at Lanett | 5-1 | W |

1940 (15-8-1)

| Date | Opponent | Score | W/L |
|------|-------------------|-------|-----|
| 3/23 | at Ft. Benning | 5-0 | L |
| 3/26 | at Ft. Benning | 3-2 | W |
| 3/28 | PURDUE | 7-2 | W |
| 3/29 | PURDUE | 6-1 | L |
| 4/1 | DAYTONA BEACH | 9-1 | W |
| 4/2 | HAMILTON, ONTARIO | 12-4 | W |
| 4/5 | at Georgia Tech | 4-2 | L |
| 4/6 | at Georgia Tech | 7-1 | W |
| 4/10 | at Oglethorpe | 7-0 | W |
| 4/11 | at Oglethorpe | 7-3 | W |
| 4/12 | GEORGIA | 4-0 | L |
| 4/13 | GEORGIA | 14-3 | L |
| 4/16 | at Lanett | | T |
| 4/17 | at Godsden | 6-5 | W |
| 4/20 | GEORGIA TECH | 2-0 | W |
| 4/22 | at Georgia | 6-5 | L |
| 4/23 | at Georgia | 11-6 | W |
| 4/27 | at Calloway Mills | 19-3 | W |
| 5/3 | FLORIDA | 2-1 | W |
| 5/4 | FLORIDA | 4-2 | L |
| 5/7 | at Calloway Mills | 17-4 | W |
| 5/9 | at Lanett | 19-12 | W |
| 5/10 | OGLETHORPE | 9-4 | L |
| 5/11 | OGLETHORPE | 12-7 | W |

1941 (12-11-1)

| Date | Opponent | Score | W/L |
|------|-----------------|-------|-----|
| 3/27 | PURDUE | 13-1 | W |
| 3/28 | PURDUE | 2-0 | L |
| 3/30 | PURDUE | 8-3 | W |
| 3/31 | MICHIGAN STATE | 9-8 | W |
| 4/1 | at Montgomery | | L |
| 4/3 | INDIANA | 11-7 | L |
| 4/4 | INDIANA | 3-2 | W |
| 4/10 | at Oglethorpe | 3-2 | L |
| 4/10 | at Oglethorpe | 1-1 | T |
| 4/11 | at Georgia | 30-4 | L |
| 4/12 | at Georgia | 8-3 | L |
| 4/16 | GEORGIA TECH | 5-3 | L |
| 4/17 | GEORGIA TECH | 7-4 | L |
| 4/18 | GEORGIA | 3-2 | W |
| 4/19 | GEORGIA | 10-9 | W |
| 4/23 | DOTHAN | 5-0 | W |
| 4/25 | at Ft. Benning | 10-7 | L |
| 4/26 | at Ft. Benning | 8-3 | L |
| 4/28 | at Georgia Tech | 8-4 | W |
| 4/29 | at Georgia Tech | 17-4 | W |
| 5/2 | at Florida | 10-9 | W |
| 5/3 | at Florida | 6-5 | L |
| 5/9 | OGLETHORPE | 6-1 | W |
| 5/10 | OGLETHORPE | 8-3 | W |

1942 (10-8)

| Date | Opponent | Score | W/L |
|------|-----------------|-------|-----|
| 3/27 | MICHIGAN STATE | | L |
| 4/1 | at Oglethorpe | 5-4 | W |
| 4/2 | at Oglethorpe | 7-5 | L |
| 4/3 | at Georgia | 8-4 | L |
| 4/4 | at Georgia | 8-3 | W |
| 4/10 | GEORGIA TECH | 7-1 | W |
| 4/11 | GEORGIA TECH | 8-4 | W |
| 4/17 | GEORGIA | 17-13 | L |
| 4/18 | GEORGIA | 7-3 | L |
| 4/20 | at Georgia Tech | 15-10 | L |
| 4/21 | at Georgia Tech | 11-9 | W |
| 4/24 | at Ft. Benning | 7-3 | L |
| 4/25 | at Ft. Benning | 9-7 | W |
| 5/1 | MAXWELL FIELD | 11-1 | W |
| 5/2 | FT. BENNING | 20-0 | W |
| 5/1 | at Riverview | 19-1 | W |
| 5/8 | at Oglethorpe | 4-1 | W |
| 5/9 | at Oglethorpe | 3-1 | L |

1943 (9-3)

| Date | Opponent | Score | W/L |
|------|-----------------|-------|-----|
| 4/10 | CHATTahoochee | 19-1 | W |
| 4/11 | at Gunter Field | 3-1 | L |
| 4/16 | at Georgia | 14-3 | W |
| 4/17 | at Georgia | 6-5 | L |
| 4/18 | FORT BENNING | 12-4 | W |
| 4/23 | GEORGIA | 6-4 | W |
| 4/24 | GEORGIA | 5-4 | W |
| 4/28 | GUNTER FIELD | 9-4 | W |
| 5/1 | FT. BENNING | 15-2 | W |
| | CHATTahoochee | 7-4 | W |
| 5/6 | at Acme | 4-2 | W |
| 5/7 | GUNTER FIELD | 11-9 | L |





YEAR-BY-YEAR RESULTS (1895-1948)

1946 (11-4)

| Date | Opponent | Score | W/L |
|------|----------------|-------|-----|
| 4/6 | FT. BENNING | 11-7 | L |
| 4/12 | FLORIDA | 3-1 | W |
| 4/13 | FLORIDA | 4-1 | L |
| 4/16 | MIAMI | 8-5 | W |
| 4/22 | BRADLEY | 8-5 | W |
| 4/26 | at Georgia | | L |
| 4/27 | at Georgia | 6-5 | L |
| 4/29 | at Florida | 7-1 | W |
| 4/30 | at Florida | 8-3 | W |
| 5/3 | at Miami | 1-0 | W |
| 5/4 | at Miami | 11-7 | W |
| 5/11 | at Phenix City | 13-0 | W |
| 5/18 | at Maxwell AFB | 4-2 | W |
| 5/27 | GEORGIA | 5-2 | W |
| 5/28 | GEORGIA | 4-3 | W |

1947 (17-7)

| Date | Opponent | Score | W/L |
|------|----------------------|-------|-----|
| 4/9 | MERCER | 16-3 | W |
| 4/10 | MERCER | | W |
| 4/12 | MAXWELL FIELD | | W |
| 4/16 | at Mississippi State | 4-0 | L |
| 4/17 | at Mississippi | 6-1 | W |
| 4/25 | FLORIDA | 3-1 | W |
| 4/26 | FLORIDA | 7-3 | W |
| | Tallahadega | | W |
| | Tallahadega | | W |
| 5/6 | at Georgia | 11-7 | W |
| 5/7 | at Georgia | 10-9 | L |
| 5/10 | MISSISSIPPI STATE | 7-1 | L |
| 5/11 | MISSISSIPPI STATE | 9-6 | L |
| 5/12 | at Florida | 18-7 | W |
| 5/13 | at Florida | 9-2 | W |
| 5/19 | GEORGIA TECH | 8-4 | W |
| 5/20 | GEORGIA TECH | 17-4 | W |
| 5/22 | GEORGIA | 3-0 | W |
| 5/23 | GEORGIA | | W |
| 5/26 | at Georgia Tech | 12-2 | L |
| 5/27 | at Georgia Tech | 14-5 | W |
| | Maxwell Field | | W |
| 6/7 | vs. Clemson | 8-3 | L |
| 6/8 | vs. Virginia | 3-0 | L |

1948 (16-9) SEC EAST CHAMPIONS SEC RUNNER UP

| Date | Opponent | Score | W/L |
|------|-----------------|-------|-----|
| 3/27 | FT. BENNING | 14-11 | W |
| 3/29 | MISSISSIPPI | 6-0 | W |
| 3/30 | MISSISSIPPI | 7-4 | L |
| 4/3 | TENNESSEE | 13-6 | W |
| 4/4 | TENNESSEE | 6-0 | W |
| 4/10 | GEORGIA | 10-2 | L |
| | Valley | 6-2 | L |
| 4/17 | at Georgia Tech | 17-4 | W |
| 4/18 | at Georgia Tech | 10-8 | L |
| 4/20 | MIGNON MILLS | 6-3 | W |
| 4/21 | FLORIDA | 12-1 | W |
| 4/22 | FLORIDA | 9-5 | W |
| 4/27 | at Tennessee | 14-0 | W |
| 4/28 | at Tennessee | 12-4 | W |
| 5/7 | at Georgia | 6-1 | W |
| 5/8 | at Georgia | 5-4 | W |
| 5/14 | VANDERBILT | 4-1 | W |
| 5/15 | VANDERBILT | 9-7 | W |
| 5/17 | GEORGIA TECH | 13-8 | L |
| 5/18 | GEORGIA TECH | 12-6 | L |
| 5/21 | at Vanderbilt | 7-3 | W |
| 5/22 | at Vanderbilt | 13-0 | W |
| 5/27 | at Miss. State | 7-5 | L |
| 5/28 | at Miss. State | 4-3 | L |
| 5/31 | Miss. State | 4-3 | L |



YEAR-BY-YEAR RESULTS & TEAM STATS

Table with columns: Date, Opponent, Score, W/L. Rows include games from 3/30 to 5/21 against various opponents like Mercer, Georgia Tech, and Alabama.

1949 • 9-10, 6-10 SEC Head Coach: Johnny Williamson (1949-50)

Player statistics table for 1949 season. Columns: Player, AVG, GP, AB, R, H, 2B, 3B, HR, RBI, BB, SAC, SB. Includes totals for the team.

Player statistics table for 1949 season. Columns: Player, ERA, W-L, APP, IP, H, R, BB, SO. Includes totals for the team.

Table with columns: Date, Opponent, Score, W/L. Rows include games from 3/20 to 5/20 against opponents like Tampa, Florida Southern, and Vanderbilt.

1950 • 12-13, 8-11 SEC Head Coach: Johnny Williamson

Player statistics table for 1950 season. Columns: Player, AVG, GP, AB, R, H, 2B, 3B, HR, RBI, BB, SAC, SB. Includes totals for the team.

Player statistics table for 1950 season. Columns: Player, ERA, W-L, APP, IP, H, R, BB, SO. Includes totals for the team.

Table with columns: Date, Opponent, Score, W/L. Rows include games from 3/24 to 5/12 against opponents like B'ham-Southern, Mercer, and Florida.

1951 • 14-11, 8-8 SEC Head Coach: Dick McGowen (1951-57)

Player statistics table for 1951 season. Columns: Player, AVG, AB, R, H, 2B, 3B, HR, RBI. Includes totals for the team.

Player statistics table for 1951 season. Columns: Player, ERA, W-L, APP, IP, H, R, SO. Includes totals for the team.





YEAR-BY-YEAR RESULTS & TEAM STATS

| Date | Opponent | Score | W/L |
|------|-------------------|-----------|-----|
| 3/22 | Mercer | 11-3 | W |
| 3/22 | Mercer | 2-1 | W |
| 3/26 | Montgomery | 7-10 | L |
| 3/28 | * LSU | 5-4 | W |
| 3/29 | * LSU | 7-6 | W |
| 3/31 | * at Georgia Tech | 4-4 | T |
| 4/1 | * at Georgia Tech | 11-4 | W |
| 4/3 | Samford | 8-3 | W |
| 4/5 | * GEORGIA TECH | 3-10 | L |
| 4/5 | * GEORGIA TECH | 2-3 | L |
| 4/7 | Montgomery | 4-17 | L |
| 4/9 | Samford | 7-8 | L |
| 4/11 | * Tulane | 7-10 | L |
| 4/12 | * Tulane | 7-7 | T |
| 4/16 | * OLE MISS | 6-5 | W |
| 4/17 | * OLE MISS | 10-6 | W |
| 4/21 | * ALABAMA | 1-5 | L |
| 4/22 | * ALABAMA | 8-4 | W |
| 4/25 | * at Alabama | 14-6 | W |
| 4/26 | * at Alabama | 10-8 (10) | W |
| 5/2 | * FLORIDA | 8-12 | L |
| 5/3 | * FLORIDA | 5-7 | L |
| 5/9 | * at Florida | 2-3 | L |
| 5/10 | * at Florida | 8-5 | W |
| 5/13 | * Georgia | 6-1 | W |
| 5/14 | * Georgia | 4-10 | L |

1952 • 13-11-2, 10-8-2 SEC
Head Coach: Dick McGowen (1951-57)

| Player | AVG | GP | AB | R | H | 2B | 3B | HR | RBI | BB | SO | SB |
|------------------|-------------|-----------|------------|------------|------------|-----------|-----------|-----------|------------|------------|------------|-----------|
| Hoehle | .345 | 20 | 58 | 15 | 20 | 5 | 0 | 1 | 13 | 12 | 5 | 0 |
| Bair | .324 | 16 | 37 | 9 | 12 | 3 | 2 | 0 | 8 | 13 | 7 | 1 |
| Veal | .314 | 26 | 102 | 18 | 32 | 9 | 2 | 1 | 16 | 17 | 4 | 7 |
| Walley | .314 | 16 | 51 | 4 | 16 | 1 | 1 | 0 | 3 | 4 | 7 | 0 |
| B. McMurry | .306 | 19 | 62 | 10 | 19 | 3 | 2 | 3 | 22 | 16 | 18 | 2 |
| Jordan | .290 | 26 | 107 | 18 | 31 | 3 | 3 | 0 | 20 | 23 | 27 | 9 |
| Reid | .286 | 22 | 70 | 20 | 20 | 3 | 2 | 1 | 16 | 8 | 10 | 1 |
| Nagel | .283 | 21 | 67 | 13 | 19 | 3 | 0 | 1 | 8 | 7 | 16 | 0 |
| Snow | .264 | 14 | 30 | 4 | 8 | 0 | 0 | 0 | 4 | 5 | 4 | 0 |
| D. McMurry | .229 | 21 | 74 | 13 | 17 | 3 | 0 | 1 | 12 | 9 | 17 | 0 |
| Rogers | .225 | 13 | 40 | 9 | 9 | 1 | 0 | 0 | 5 | 12 | 9 | 0 |
| Jones | .190 | 22 | 79 | 14 | 15 | 0 | 0 | 0 | 4 | 8 | 12 | 2 |
| Brown | .190 | 8 | 21 | 5 | 4 | 1 | 0 | 0 | 1 | 5 | 3 | 0 |
| Bradberry | .132 | 13 | 30 | 6 | 4 | 0 | 0 | 0 | 4 | 8 | 12 | 0 |
| Lockard | .125 | 6 | 8 | 1 | 1 | 0 | 0 | 0 | 0 | 0 | 2 | 0 |
| Baker | .125 | 5 | 8 | 0 | 1 | 0 | 0 | 0 | 0 | 0 | 1 | 0 |
| Pearce | .000 | 3 | 4 | 0 | 0 | 0 | 0 | 0 | 0 | 0 | 3 | 0 |
| Johnston | .000 | 3 | 1 | 0 | 0 | 0 | 0 | 0 | 0 | 0 | 0 | 0 |
| AUBURN | .256 | 26 | 927 | 187 | 237 | 36 | 12 | 8 | 149 | 167 | 171 | 27 |
| OPPONENTS | .216 | 26 | 892 | 162 | 193 | 26 | 18 | 12 | 121 | 158 | 139 | 33 |

| Player | ERA | W-L | APP | IP | H | R | ER | BB | SO |
|---------------|-------------|--------------|-----------|--------------|------------|------------|------------|------------|------------|
| Bradberry | 2.71 | 5-5 | 13 | 83.0 | 43 | 45 | 25 | 69 | 85 |
| Hoehle | 4.10 | 1-0 | 6 | 26.1 | 26 | 22 | 12 | 27 | 16 |
| Baker | 4.26 | 0-0 | 5 | 19.0 | 16 | 16 | 9 | 19 | 0 |
| Snow | 4.30 | 4-5 | 14 | 73.1 | 73 | 50 | 35 | 28 | 22 |
| Lockard | 6.20 | 3-0 | 6 | 24.2 | 27 | 21 | 17 | 12 | 13 |
| Ramsey | 36.00 | 0-1 | 1 | 1.0 | 5 | 4 | 4 | 0 | 1 |
| Johnston | 9.00 | 0-0 | 3 | 2.0 | 0 | 2 | 2 | 8 | 1 |
| Pearce | 4.91 | 0-0 | 2 | 3.2 | 3 | 2 | 2 | 1 | 2 |
| TOTALS | 4.14 | 13-11 | 26 | 235.0 | 193 | 162 | 108 | 158 | 139 |

| Date | Opponent | Score | W/L |
|------|-------------------|-------|-----|
| 3/21 | * at Tulane | 2-8 | L |
| 3/23 | * at LSU | 6-5 | W |
| 3/24 | * at LSU | 7-11 | L |
| 3/30 | * at Georgia Tech | 5-6 | L |
| 3/31 | * at Georgia Tech | 14-7 | W |
| 4/3 | * ALABAMA | 1-7 | L |
| 4/4 | * ALABAMA | 0-6 | L |
| 4/7 | Mercer | 6-0 | W |
| 4/9 | Samford | 4-3 | W |
| 4/10 | * Georgia | 2-3 | L |
| 4/11 | * Georgia | 3-8 | L |
| 4/13 | * GEORGIA TECH | 11-4 | W |
| 4/14 | * GEORGIA TECH | 5-8 | L |
| 4/17 | * at Florida | 5-6 | L |
| 4/18 | * at Florida | 9-8 | W |
| 4/29 | Mercer | 9-5 | W |
| 5/1 | * FLORIDA | 2-6 | L |
| 5/4 | * Georgia | 5-6 | L |
| 5/5 | * Georgia | 7-5 | W |
| 5/8 | * at Alabama | 9-4 | W |
| 5/9 | * at Alabama | 4-7 | L |

1953 • 9-12, 6-12 SEC
Head Coach: Dick McGowen (1951-57)

| Player | AVG | GP | AB | R | H | 2B | 3B | HR | RBI |
|--------------------|-------------|-----------|------------|------------|------------|-----------|----------|-----------|-----------|
| Jimmy Powell | .272 | 21 | 59 | 9 | 19 | 1 | 0 | 1 | 14 |
| Howell Tubbs | .272 | 12 | 33 | 8 | 9 | 1 | 0 | 2 | 6 |
| Bill McMurry | .270 | 13 | 37 | 7 | 10 | 3 | 0 | 0 | 6 |
| Bobby Jordan | .260 | 21 | 92 | 11 | 24 | 2 | 0 | 0 | 2 |
| Joe Davis | .243 | 21 | 70 | 17 | 17 | 1 | 3 | 1 | 9 |
| Doug Dickey | .240 | 8 | 25 | 7 | 6 | 4 | 0 | 0 | 4 |
| Jim Walley | .229 | 11 | 35 | 5 | 8 | 3 | 0 | 0 | 2 |
| Jim Pyburn | .221 | 17 | 68 | 12 | 15 | 1 | 2 | 1 | 10 |
| Bob Nagel | .218 | 16 | 55 | 9 | 12 | 2 | 0 | 1 | 7 |
| Joe Cobb | .218 | 16 | 55 | 7 | 12 | 1 | 1 | 0 | 5 |
| Bill Parsons | .138 | 10 | 29 | 3 | 4 | 0 | 0 | 0 | 1 |
| Paul Susce | .080 | 10 | 25 | 0 | 2 | 0 | 0 | 0 | 2 |
| George Pyle | .500 | 2 | 2 | 0 | 1 | 0 | 1 | 0 | 0 |
| Seth Box | .444 | 8 | 18 | 4 | 8 | 2 | 2 | 0 | 6 |
| Ernie Snow | .352 | 7 | 17 | 3 | 6 | 0 | 0 | 1 | 6 |
| Howard Hayden | .333 | 3 | 9 | 2 | 3 | 0 | 0 | 0 | 2 |
| Billy Roy Roberson | .267 | 6 | 15 | 5 | 4 | 0 | 0 | 0 | 2 |
| Reuben Finney | .166 | 3 | 6 | 1 | 1 | 0 | 0 | 0 | 0 |
| Dave Brown | .100 | 4 | 10 | 3 | 1 | 0 | 0 | 0 | 2 |
| Tom McClendon | .090 | 8 | 11 | 1 | 1 | 0 | 0 | 0 | 2 |
| Buck Bradberry | .000 | 6 | 12 | 0 | 0 | 0 | 0 | 0 | 0 |
| Ben Dolson | .000 | 2 | 6 | 0 | 0 | 0 | 0 | 0 | 0 |
| Jack Ramsey | .000 | 3 | 6 | 0 | 0 | 0 | 0 | 0 | 0 |
| Mack Lee | .000 | 2 | 2 | 0 | 0 | 0 | 0 | 0 | 0 |
| TOTALS | .234 | 21 | 697 | 114 | 163 | 21 | 9 | 10 | 88 |

| Player | ERA | W-L | APP | IP | H | R | ER | BB | SO |
|----------------|-------------|-------------|-----------|--------------|------------|------------|-----------|------------|------------|
| Tom McClendon | 1.48 | 3-0 | 9 | 24.1 | 18 | 8 | 4 | 15 | 17 |
| Ernie Snow | 2.42 | 2-3 | 7 | 48.1 | 48 | 26 | 13 | 24 | 17 |
| Paul Susce | 3.83 | 4-3 | 10 | 54.0 | 43 | 43 | 23 | 45 | 53 |
| Jack Ramsey | 5.11 | 0-1 | 3 | 12.1 | 10 | 7 | 7 | 17 | 8 |
| Buck Bradberry | 6.68 | 0-5 | 6 | 33.2 | 39 | 34 | 25 | 29 | 37 |
| Howell Tubbs | 18.00 | 0-0 | 1 | 1.0 | 3 | 2 | 2 | 1 | 0 |
| TOTALS | 3.84 | 9-12 | 21 | 173.1 | 161 | 120 | 74 | 131 | 132 |

| Date | Opponent | Score | W/L |
|------|-------------------|-------|-----|
| 3/8 | CAMP RUCKER | 9-6 | W |
| 3/16 | TENNESSEE | 12-1 | W |
| 3/20 | at Florida State | 7-2 | W |
| 3/22 | SAMFORD | 16-7 | W |
| | at Camp Rucker | 10-8 | W |
| 3/26 | * GEORGIA | 4-3 | W |
| 3/29 | at Mercer | 18-1 | W |
| 3/31 | MERCER | 13-5 | W |
| 4/2 | * ALABAMA | 4-1 | W |
| 4/3 | * ALABAMA | 2-1 | W |
| 4/9 | * at Georgia Tech | 5-2 | W |
| 4/10 | * at Georgia Tech | 4-6 | L |
| 4/16 | at Georgia | 4-3 | W |
| 4/17 | at Georgia | 7-5 | W |
| 4/24 | * at Florida | 8-4 | W |
| 4/24 | * at Florida | 2-1 | W |
| 4/30 | * FLORIDA | 1-2 | L |
| 5/1 | * FLORIDA | 5-2 | W |
| 5/4 | * at Alabama | 2-5 | L |
| 5/4 | * at Alabama | 1-4 | L |
| 5/7 | * GEORGIA TECH | 6-9 | L |
| 5/8 | * GEORGIA TECH | 21-9 | W |

1954 • 17-5, 8-5 SEC
Head Coach: Dick McGowen (1951-57)

| Player | AVG | GP | AB | R | H | 2B | 3B | HR | RBI |
|-------------------|-------------|-----------|------------|------------|------------|-----------|-----------|-----------|------------|
| Jim Pyburn | .432 | 22 | 88 | 22 | 38 | 5 | 7 | 4 | 29 |
| Byrd Whigham | .362 | 19 | 69 | 17 | 25 | 7 | 0 | 0 | 9 |
| Howell Tubbs | .358 | 20 | 67 | 12 | 24 | 4 | 2 | 2 | 20 |
| Doug Dickey | .345 | 22 | 87 | 19 | 30 | 5 | 2 | 3 | 22 |
| Herbie Pearce | .321 | 9 | 28 | 3 | 9 | 0 | 0 | 0 | 5 |
| Bob Nagel | .229 | 21 | 70 | 19 | 16 | 4 | 0 | 2 | 11 |
| L.F. Lanier | .226 | 13 | 31 | 9 | 7 | 0 | 0 | 0 | 3 |
| Jimmy Powell | .200 | 22 | 60 | 15 | 12 | 1 | 2 | 0 | 14 |
| Guy Young | .173 | 22 | 81 | 19 | 14 | 2 | 1 | 0 | 18 |
| Joe Davis | .162 | 21 | 68 | 7 | 11 | 2 | 0 | 0 | 14 |
| Ben Dolson | 1.000 | 1 | 2 | 1 | 2 | 0 | 0 | 0 | 0 |
| Wynton Overstreet | .625 | 5 | 8 | 2 | 5 | 0 | 0 | 0 | 0 |
| Reuben Finney | .364 | 6 | 11 | 3 | 4 | 0 | 0 | 0 | 4 |
| Dan Branson | .273 | 6 | 11 | 3 | 3 | 0 | 0 | 0 | 3 |
| Paul Susce | .209 | 8 | 24 | 0 | 5 | 1 | 0 | 0 | 1 |
| Jack Ramsey | .143 | 5 | 7 | 2 | 1 | 0 | 0 | 0 | 0 |
| Tom McClendon | .125 | 6 | 8 | 1 | 1 | 0 | 0 | 0 | 2 |
| Lee Wingard | .091 | 7 | 11 | 1 | 1 | 0 | 0 | 0 | 2 |
| Others | .333 | 6 | 0 | 2 | 1 | 0 | 0 | 0 | 1 |
| TOTALS | .282 | 22 | 740 | 154 | 208 | 32 | 14 | 11 | 150 |

| Player | ERA | W-L | APP | IP | H | R | BB | SO |
|-------------------|-------------|-------------|-----------|--------------|------------|-----------|-----------|------------|
| Paul Susce | 0.99 | 7-1 | 8 | 64.0 | 42 | 15 | 30 | 57 |
| Herbie Pearce | 1.49 | 5-1 | 9 | 54.2 | 36 | 18 | 18 | 38 |
| Jack Ramsey | 2.26 | 2-1 | 5 | 28.0 | 29 | 18 | 11 | 12 |
| Wynton Overstreet | 2.35 | 1-0 | 5 | 15.1 | 9 | 7 | 13 | 9 |
| Tom McClendon | 6.09 | 2-2 | 6 | 21.0 | 21 | 19 | 14 | 4 |
| Others | - | 0-0 | - | 6.0 | 11 | 10 | 7 | 2 |
| TOTALS | 2.19 | 17-5 | 22 | 189.0 | 148 | 86 | 94 | 122 |



YEAR-BY-YEAR RESULTS & TEAM STATS

Table with columns: Date, Opponent, Score, W/L. Rows include games against FORT BENNING, SAMFORD, Mercer, Georgia Tech, MERCER, VANDERBILT, GEORGIA, and ALABAMA.

1955 • 9-16, 5-11 SEC Head Coach: Dick McGowen (1951-57)

Player statistics table for 1955. Columns: Player, AVG, GP, AB, R, H, 2B, 3B, HR, RBI. Includes totals for the team.

Player statistics table for 1955. Columns: Player, ERA, W-L, APP, IP, H, R, BB, SO. Includes totals for the team.

Table with columns: Date, Opponent, Score, W/L. Rows include games against Florida Southern, Georgia, Tennessee, Florida, ALABAMA, Kentucky, GEORGIA TECH, and Alabama.

1956 • 12-11, 9-7 SEC Head Coach: Dick McGowen (1951-57)

Player statistics table for 1956. Columns: Player, AVG, GP, AB, R, H, 2B, 3B, HR, RBI, SB. Includes totals for the team.

Player statistics table for 1956. Columns: Player, ERA, W-L, APP, IP, H, R, ER, BB, SO. Includes totals for the team.

Table with columns: Date, Opponent, Score, W/L. Rows include games against Florida State, GEORGIA, Tennessee, SAMFORD, MERCER, Florida, KENTUCKY, FLORIDA STATE, Georgia Tech, and Alabama.

1957 • 16-10, 11-4 SEC Head Coach: Dick McGowen (1951-57)

Player statistics table for 1957. Columns: Player, AVG, GP, AB, R, H, 2B, 3B, HR, RBI, SB. Includes totals for the team.

Player statistics table for 1957. Columns: Player, ERA, W-L, APP, IP, H, R, ER, BB, SO. Includes totals for the team.





YEAR-BY-YEAR RESULTS & TEAM STATS

| •SEC CHAMPIONS• •SEC EAST CHAMPIONS• | | | |
|---|-------------------|----------|-----|
| Date | Opponent | Score | W/L |
| 3/20 | at Florida State | 4-3 | W |
| 3/20 | at Florida State | 10-7 | W |
| 3/21 | * at Florida | 6-9 | L |
| 3/22 | * at Florida | 2-8 | L |
| 3/28 | * at Georgia | 5-1 | W |
| 3/29 | * at Georgia | 5-3 | W |
| 4/2 | at Mercer | 11-4 | W |
| 4/4 | * VANDERBILT | 25-4 | W |
| 4/5 | * VANDERBILT | 1-0 | W |
| 4/5 | * VANDERBILT | 8-0 | W |
| 4/11 | MERCER | 5-17 | L |
| 4/12 | * GEORGIA TECH | 14-11 | W |
| 4/14 | * GEORGIA TECH | 11-3 | W |
| 4/18 | at Alabama | 5-7 | L |
| 4/19 | * at Georgia Tech | 3-2 | W |
| 4/21 | * at Georgia Tech | 15-0 | W |
| 4/22 | ALABAMA | 5-7 | L |
| 4/25 | ALABAMA | 9-3 | W |
| 4/26 | FLORIDA STATE | 1-5 | L |
| 4/28 | FLORIDA STATE | 2-4 | L |
| 4/30 | SAMFORD | 4-6 | L |
| 5/2 | * GEORGIA | 7-14 | L |
| 5/3 | * GEORGIA | 4-1 | W |
| 5/9 | * FLORIDA | 12-4 | W |
| 5/10 | * FLORIDA | 5-1 | W |
| 5/14 | # at Alabama | 3-2 (14) | W |
| 5/15 | # at Alabama | 5-4 | W |
| # SEC Playoff (1st) | | | |

1958 • 17-8, 12-3 SEC
Head Coach: Joe Connally (1958)

| Player | AVG | GP | AB | R | H | 2B | 3B | HR | RBI | SB |
|-----------------|-------------|-------------|------------|------------|------------|------------|-----------|------------|------------|-----------|
| Pete Duke | .347 | 25 | 95 | 22 | 33 | 3 | 2 | 3 | 17 | 7 |
| L.F. Lanier | .331 | 27 | 118 | 27 | 39 | 8 | 4 | 2 | 24 | 4 |
| Jack Crouch | .296 | 27 | 108 | 17 | 32 | 5 | 2 | 2 | 30 | 6 |
| Jimmy Laster | .285 | 24 | 84 | 13 | 24 | 5 | 0 | 1 | 16 | 5 |
| Tommy Lorino | .280 | 22 | 50 | 17 | 14 | 3 | 0 | 0 | 5 | 0 |
| Shot Johnston | .260 | 16 | 50 | 11 | 13 | 2 | 1 | 3 | 15 | 0 |
| Gerald George | .254 | 15 | 59 | 11 | 15 | 0 | 1 | 0 | 6 | 1 |
| Rex Frederick | .238 | 24 | 84 | 22 | 20 | 6 | 2 | 3 | 16 | 6 |
| Lloyd Nix | .195 | 25 | 77 | 14 | 15 | 3 | 1 | 0 | 10 | 2 |
| Bob James | .180 | 15 | 50 | 9 | 9 | 0 | 0 | 0 | 4 | 3 |
| Jimmy Lee | .500 | 1 | 2 | 0 | 1 | 0 | 0 | 0 | 0 | 0 |
| Alan Koch | .457 | 11 | 35 | 6 | 16 | 1 | 0 | 1 | 11 | 0 |
| Jackie Burkett | .375 | 12 | 32 | 10 | 11 | 3 | 0 | 0 | 10 | 2 |
| Tommy Watts | .333 | 2 | 3 | 1 | 1 | 0 | 0 | 0 | 0 | 0 |
| Morris Savage | .286 | 4 | 7 | 1 | 2 | 0 | 0 | 0 | 2 | 0 |
| Charlie Carlan | .206 | 16 | 34 | 4 | 7 | 0 | 0 | 0 | 5 | 1 |
| Fred McDuffie | .200 | 15 | 5 | 0 | 1 | 0 | 0 | 0 | 0 | 0 |
| Quineth Roberts | .185 | 10 | 27 | 8 | 5 | 0 | 0 | 0 | 2 | 0 |
| Henry Dumas | .167 | 5 | 12 | 1 | 2 | 1 | 0 | 0 | 2 | 0 |
| Jim Shirley | .125 | 4 | 8 | 3 | 1 | 0 | 0 | 0 | 0 | 0 |
| Bill Cowthorne | .000 | 4 | 1 | 0 | 0 | 0 | 0 | 0 | 0 | 0 |
| John Martin | .000 | 1 | 0 | 0 | 0 | 0 | 0 | 0 | 0 | 0 |
| TOTALS | .278 | 27 | 951 | 198 | 261 | 42 | 13 | 15 | 174 | 40 |
| Player | ERA | W-L | APP | IP | H | R | ER | BB | SO | |
| Red Roberts | 1.58 | 7-1 | 10 | 81.0 | 55 | 20 | 14 | 77 | 32 | |
| Alan Koch | 2.44 | 7-2 | 11 | 81.0 | 75 | 36 | 22 | 76 | 35 | |
| Jim Shirley | 2.70 | 1-1 | 4 | 23.0 | 18 | 7 | 7 | 15 | 7 | |
| Fred McDuffie | 4.63 | 2-1 | 5 | 11.0 | 17 | 11 | 6 | 7 | 7 | |
| Henry Dumas | 5.79 | 1-2 | 4 | 23.0 | 29 | 32 | 15 | 25 | 22 | |
| Lloyd Nix | 1.93 | 0-0 | 2 | 5.0 | 6 | 5 | 1 | 1 | 3 | |
| Tommy Watts | 2.08 | 1-0 | 2 | 5.0 | 4 | 1 | 1 | 3 | 5 | |
| Bill Cowthorne | 10.56 | 0-1 | 4 | 8.0 | 18 | 9 | 9 | 7 | 4 | |
| Shot Johnson | 22.50 | 0-0 | 1 | 2.0 | 3 | 5 | 5 | 1 | 2 | |
| John Martin | 27.00 | 0-0 | 1 | 0.1 | 1 | 1 | 1 | 1 | 1 | |
| TOTALS | 2.48 | 19-8 | 27 | 290 | 219 | 118 | 80 | 214 | 115 | |

| Date | Opponent | Score | W/L |
|------|-------------------|-------|-----|
| 3/15 | Spring Hill | 0-2 | L |
| 3/15 | Spring Hill | 1-1 | T |
| 3/17 | Florida State | 4-8 | L |
| 3/17 | Florida State | 3-11 | L |
| 3/25 | Samford | 1-2 | L |
| 3/27 | * Georgia | 3-9 | L |
| 3/28 | * Georgia | 8-5 | W |
| 3/31 | Troy State | 4-3 | W |
| 4/3 | * Vanderbilt | 15-4 | W |
| 4/4 | * Vanderbilt | 8-3 | W |
| 4/4 | * Vanderbilt | 10-4 | W |
| 4/6 | ALABAMA | 8-6 | W |
| 4/10 | * GEORGIA TECH | 2-7 | L |
| 4/11 | * GEORGIA TECH | 9-4 | W |
| 4/17 | * at Georgia Tech | 1-5 | L |
| 4/21 | Mercer | 5-6 | L |
| 4/24 | Troy State | 13-4 | W |
| 4/24 | Troy State | 6-5 | W |
| 4/25 | Mercer | 4-3 | W |
| 4/29 | Samford | 8-3 | W |
| 5/1 | * Georgia | 13-3 | W |
| 5/2 | * Georgia | 7-1 | W |
| 5/4 | at Alabama | 8-6 | W |
| 5/8 | * at Florida | 3-2 | W |
| 5/9 | * at Florida | 2-4 | L |
| 5/13 | Florida State | 4-3 | W |
| 5/14 | Florida State | 8-6 | W |

1959 • 15-11-1, 8-4 SEC
Head Coach: Erk Russell (1959-62)

| Player | AVG | GP | AB | R | H | 2B | 3B | HR | RBI | SB |
|-----------------|-------------|--------------|------------|--------------|------------|------------|-----------|------------|------------|-----------|
| Alan Koch | .419 | 25 | 86 | 14 | 36 | 6 | 2 | 0 | 14 | 4 |
| Porter Gilbert | .340 | 19 | 47 | 13 | 16 | 2 | 1 | 0 | 8 | 1 |
| Horace Williams | .316 | 13 | 38 | 5 | 12 | 4 | 0 | 0 | 6 | 0 |
| Jim Douglas | .295 | 26 | 95 | 23 | 28 | 6 | 0 | 1 | 11 | 8 |
| Gerald George | .295 | 24 | 95 | 16 | 28 | 2 | 2 | 0 | 21 | 4 |
| Ben Catchings | .252 | 27 | 107 | 18 | 27 | 3 | 1 | 0 | 12 | 7 |
| Jim Hudson | .244 | 15 | 45 | 5 | 11 | 3 | 0 | 0 | 6 | 2 |
| Lloyd Nix | .244 | 24 | 90 | 11 | 22 | 2 | 1 | 0 | 12 | 2 |
| Charlie Carlan | .224 | 19 | 67 | 12 | 15 | 3 | 0 | 1 | 11 | 5 |
| Bo Davis | .214 | 11 | 28 | 3 | 6 | 3 | 0 | 0 | 2 | 1 |
| Rex Frederick | .210 | 19 | 62 | 10 | 13 | 0 | 1 | 0 | 11 | 5 |
| Morris Savage | .196 | 17 | 51 | 7 | 10 | 1 | 0 | 2 | 6 | 0 |
| Jackie Burkett | .171 | 13 | 41 | 6 | 7 | 0 | 0 | 0 | 3 | 2 |
| Joe Woods | .429 | 2 | 7 | 1 | 3 | 1 | 0 | 0 | 0 | 1 |
| Jim Shirley | .417 | 8 | 12 | 3 | 5 | 1 | 0 | 0 | 1 | 0 |
| Harry Daniel | .313 | 6 | 16 | 3 | 5 | 1 | 0 | 0 | 3 | 0 |
| John McCree | .267 | 10 | 15 | 1 | 4 | 0 | 0 | 0 | 1 | 0 |
| Jack Anderson | .200 | 4 | 10 | 1 | 2 | 0 | 0 | 0 | 1 | 1 |
| Robby Robinson | .200 | 5 | 5 | 0 | 1 | 0 | 0 | 0 | 0 | 1 |
| Bob Baker | .100 | 8 | 10 | 3 | 1 | 0 | 0 | 0 | 1 | 0 |
| Bruce White | .000 | 2 | 2 | 0 | 0 | 0 | 0 | 0 | 0 | 0 |
| Mac Whittaker | .000 | 2 | 0 | 0 | 0 | 0 | 0 | 0 | 0 | 0 |
| TOTALS | .271 | 27 | 929 | 155 | 252 | 38 | 8 | 4 | 130 | 44 |
| Player | ERA | W-L | APP | IP | H | R | ER | BB | SO | |
| Bob Baker | 2.70 | 2-1 | 7 | 30.0 | 29 | 13 | 9 | 11 | 17 | |
| Lloyd Nix | 2.80 | 6-0 | 7 | 58.0 | 60 | 25 | 18 | 19 | 30 | |
| Porter Gilbert | 2.95 | 3-4 | 11 | 58.0 | 52 | 31 | 19 | 26 | 54 | |
| Jim Shirley | 4.18 | 2-2 | 8 | 32.0 | 37 | 21 | 15 | 18 | 22 | |
| Alan Koch | 4.50 | 1-3 | 5 | 30.0 | 33 | 24 | 15 | 24 | 28 | |
| Gerald George | 2.25 | 1-1 | 3 | 16.0 | 17 | 6 | 4 | 7 | 20 | |
| Bruce White | 2.25 | 0-0 | 2 | 4.0 | 2 | 1 | 1 | 2 | 2 | |
| Mac Whittaker | 9.00 | 0-0 | 2 | 1.0 | 2 | 2 | 1 | 1 | 0 | |
| TOTALS | 3.21 | 15-11 | 27 | 230.0 | 232 | 123 | 82 | 108 | 173 | |

| Date | Opponent | Score | W/L |
|------|-------------------|----------|-----|
| 3/21 | at Florida State | 10-4 | W |
| 3/22 | at Florida State | 8-22 | L |
| 3/23 | at Florida State | 4-11 | L |
| 4/1 | * at Georgia Tech | 2-3 | L |
| 4/2 | * at Georgia Tech | 5-4 | W |
| 4/5 | ALABAMA | 11-10 | W |
| 4/8 | * at Florida | 7-3 | W |
| 4/9 | * at Florida | 6-8 | L |
| 4/15 | * at Georgia | 8-5 | W |
| 4/16 | * at Georgia | 15-4 | W |
| 4/19 | OGLETHORPE | 6-2 | W |
| 4/22 | * GEORGIA TECH | 6-7 (12) | L |
| 4/23 | * GEORGIA TECH | 0-12 | L |
| 4/29 | * at Kentucky | 7-2 | W |
| 4/30 | * at Kentucky | 7-5 | W |
| 5/2 | * at Tennessee | 2-6 | L |
| 5/3 | * at Tennessee | 13-11 | W |
| 5/6 | FLORIDA STATE | 8-3 | W |
| 5/7 | FLORIDA STATE | 6-5 | W |
| 5/9 | * GEORGIA | 7-3 | W |
| 5/10 | * GEORGIA | 7-6 (11) | W |
| 5/13 | * FLORIDA | 8-1 | W |
| 5/14 | * FLORIDA | 7-11 | L |

1960 • 15-8, 10-6 SEC
Head Coach: Erk Russell (1959-62)

| Player | AVG | GP | AB | R | H | 2B | 3B | HR | RBI | SB |
|-----------------|-------------|-------------|------------|--------------|------------|------------|------------|------------|------------|-----------|
| Benny Catchings | .356 | 23 | 104 | 21 | 37 | 5 | 3 | 0 | 21 | 9 |
| Jim Douglas | .347 | 23 | 98 | 29 | 34 | 5 | 1 | 1 | 18 | 2 |
| Jack Bludworth | .289 | 13 | 38 | 7 | 11 | 2 | 0 | 1 | 5 | 0 |
| Larry Nichols | .285 | 23 | 98 | 15 | 28 | 7 | 0 | 2 | 19 | 10 |
| Bill Breakfield | .280 | 22 | 75 | 16 | 21 | 5 | 0 | 4 | 21 | 2 |
| Jack Anderson | .254 | 23 | 83 | 18 | 21 | 1 | 2 | 0 | 7 | 2 |
| Jim Hudson | .236 | 22 | 72 | 8 | 17 | 0 | 1 | 1 | 10 | 0 |
| Alan Koch | .234 | 18 | 47 | 15 | 11 | 1 | 0 | 2 | 9 | 2 |
| Harry Daniel | .234 | 18 | 64 | 8 | 15 | 4 | 1 | 0 | 3 | 0 |
| Jim Boyd | .192 | 9 | 26 | 5 | 5 | 0 | 0 | 1 | 4 | 0 |
| Joe Woods | .173 | 22 | 75 | 10 | 13 | 2 | 1 | 0 | 7 | 1 |
| Mac Whittaker | .250 | 7 | 12 | 2 | 3 | 0 | 0 | 0 | 1 | 0 |
| Jay Lundstrom | .143 | 5 | 7 | 2 | 1 | 0 | 0 | 0 | 0 | 0 |
| John McCree | .143 | 4 | 7 | 0 | 1 | 0 | 0 | 0 | 0 | 0 |
| Bob Baker | .091 | 8 | 11 | 3 | 1 | 0 | 0 | 0 | 1 | 0 |
| Bert Webb | .000 | 1 | 0 | 0 | 0 | 0 | 0 | 0 | 0 | 0 |
| TOTALS | .268 | 23 | 817 | 159 | 219 | 32 | 9 | 12 | 126 | 28 |
| Player | ERA | W-L | APP | IP | H | R | ER | BB | SO | |
| Alan Koch | 3.00 | 7-2 | 10 | 81.0 | 79 | 34 | 27 | 31 | 88 | |
| Jim Boyd | 5.43 | 3-3 | 9 | 63.0 | 65 | 51 | 38 | 49 | 45 | |
| Mac Whittaker | 6.45 | 2-0 | 8 | 34.0 | 30 | 26 | 22 | 24 | 11 | |
| Bob Baker | 10.00 | 3-3 | 9 | 27.0 | 32 | 32 | 30 | 21 | 11 | |
| John McCree | 22.50 | 0-0 | 1 | 2.0 | 3 | 5 | 5 | 2 | 2 | |
| TOTALS | 5.31 | 15-8 | 23 | 207.0 | 209 | 148 | 122 | 128 | 158 | |



YEAR-BY-YEAR RESULTS & TEAM STATS

•SEC EAST CHAMPIONS•

Table with columns: Date, Opponent, Score, W/L. Rows include games against Howard, Florida State, Tennessee, Kentucky, Georgia Tech, Georgia, and LSU.

1961 • 14-11, 12-6 SEC
Head Coach: Erk Russell (1959-62)

Player statistics table for 1961. Columns include Player, AVG, AB, R, H, 2B, 3B, HR, RBI, BB, SB. Lists players like Jim Douglas, Wayne Fowler, Larry Nichols, etc.

Table with columns: Date, Opponent, Score, W/L. Rows include games against Florida State, Vanderbilt, Georgia Tech, Florida, and Alabama.

1962 • 15-7, 11-5 SEC
Head Coach: Erk Russell (1959-62)

Player statistics table for 1962. Columns include Player, AVG, AB, R, H, 2B, 3B, HR, RBI, BB, SB. Lists players like Larry Nichols, Otis Bibb, Wayne Fowler, etc.

•SEC CHAMPIONS•
•SEC EAST CHAMPIONS•
•DISTRICT 3 REGIONAL•

Table with columns: Date, Opponent, Score, W/L. Rows include games against Florida State, Georgia, Florida, Georgia Tech, Kentucky, Vanderbilt, Florida, and Ole Miss.

1963 • 17-8, 15-3 SEC
Head Coach: Paul Nix (1963-84)

Player statistics table for 1963. Columns include Player, AVG, AB, R, H, 2B, 3B, HR, RBI, SB. Lists players like Jimmy Barfield, Maillon Kent, Jim Bachus, etc.



YEAR-BY-YEAR RESULTS & TEAM STATS

•SEC EAST CHAMPIONS•

| Date | Opponent | Score | W/L |
|------|---------------------|-------|-----|
| 3/17 | Huntingdon | 10-0 | W |
| 3/18 | Huntingdon | 10-5 | W |
| 3/20 | * Vanderbilt | 6-2 | W |
| 3/21 | * Vanderbilt | 5-0 | W |
| 3/23 | Northeast Louisiana | 11-3 | W |
| 3/24 | Northeast Louisiana | 8-2 | W |
| 3/27 | * Georgia | 5-6 | L |
| 3/28 | * Georgia | 3-2 | W |
| 4/3 | * FLORIDA | 2-4 | L |
| 4/4 | * FLORIDA | 8-2 | W |
| 4/10 | * at Georgia Tech | 10-6 | W |
| 4/11 | * at Georgia Tech | 8-6 | W |
| 4/17 | * Georgia | 6-1 | W |
| 4/18 | * Georgia | 5-4 | W |
| 4/20 | Florida State | 5-3 | W |
| 4/22 | * Tennessee | 6-0 | W |
| 4/23 | * Tennessee | 7-5 | W |
| 4/24 | * Kentucky | 1-2 | L |
| 4/25 | * Kentucky | 4-5 | L |
| 5/1 | * at Florida | 10-4 | W |
| 5/2 | * at Florida | 0-4 | L |
| 5/4 | Florida State | 4-2 | W |
| 5/5 | Florida State | 19-5 | W |
| 5/8 | * GEORGIA TECH | 5-1 | W |
| 5/9 | * GEORGIA TECH | 10-2 | W |
| 5/13 | # OLE MISS | 10-9 | W |
| 5/15 | # at Ole Miss | 0-7 | L |
| 5/16 | # at Ole Miss | 0-5 | L |

SEC Playoff (2nd)

**1964 • 21-7, 13-5 SEC
Head Coach: Paul Nix (1963-84)**

| Player | AVG | AB | R | H | 2B | 3B | HR | RBI | SB |
|------------------|-------------|------------|------------|------------|-----------|-----------|----------|------------|-----------|
| Jimmy Barfield | .374 | 115 | 24 | 43 | 13 | 6 | 2 | 24 | 4 |
| Otis Bibb | .360 | 114 | 32 | 41 | 7 | 4 | 1 | 9 | 10 |
| Ronnie Baynes | .326 | 98 | 25 | 32 | 1 | 1 | 1 | 20 | 5 |
| Dink Haire | .317 | 104 | 14 | 33 | 3 | 1 | 0 | 11 | 17 |
| Jimmy Martin | .308 | 120 | 25 | 37 | 4 | 3 | 0 | 11 | 6 |
| Tandy Gerreds | .303 | 119 | 15 | 36 | 4 | 1 | 1 | 23 | 5 |
| Jim Bachus | .281 | 96 | 21 | 27 | 6 | 3 | 2 | 23 | 7 |
| Harry Doles | .240 | 96 | 10 | 23 | 2 | 0 | 1 | 9 | 1 |
| Jimmy Crysel | .207 | 29 | 3 | 6 | 1 | 0 | 0 | 1 | 1 |
| George Nichols | .600 | 5 | 1 | 3 | 0 | 0 | 0 | 1 | 0 |
| Monty Sharpe | .250 | 4 | 0 | 1 | 0 | 0 | 0 | 0 | 0 |
| Frank Fryer | .200 | 15 | 3 | 3 | 1 | 0 | 0 | 2 | 0 |
| Jerry Lewter | .200 | 5 | 1 | 1 | 0 | 0 | 0 | 0 | 0 |
| Duke Shackelford | .000 | 11 | 0 | 0 | 0 | 0 | 0 | 0 | 0 |
| Larry Wilson | .000 | 1 | 0 | 0 | 0 | 0 | 0 | 0 | 0 |
| Larry Hartley | .000 | 1 | 0 | 0 | 0 | 0 | 0 | 0 | 0 |
| TOTALS | .307 | 933 | 174 | 286 | 42 | 19 | 8 | 134 | 56 |

| Player | ERA | W-L | IP | H | R | ER | BB | SO |
|------------------|-------------|-------------|--------------|------------|-----------|-----------|------------|------------|
| Monty Sharpe | 2.16 | 3-2 | 33.1 | 29 | 13 | 8 | 14 | 23 |
| Jimmy Crysel | 2.17 | 9-1 | 74.2 | 50 | 21 | 18 | 28 | 51 |
| George Nichols | 2.49 | 3-0 | 43.1 | 26 | 16 | 12 | 27 | 24 |
| Jerry Lewter | 2.65 | 3-1 | 34.0 | 32 | 12 | 10 | 21 | 23 |
| Duke Shackelford | 2.88 | 1-3 | 53.0 | 31 | 25 | 17 | 39 | 54 |
| Larry Wilson | 1.50 | 1-0 | 6.0 | 6 | 1 | 1 | 3 | 3 |
| Larry Hartley | 4.50 | 1-0 | 2.0 | 3 | 3 | 1 | 4 | 1 |
| TOTALS | 2.45 | 21-7 | 246.1 | 177 | 91 | 67 | 136 | 179 |

•SEC EAST CHAMPIONS•

| Date | Opponent | Score | W/L |
|------|-----------------|-------|-----|
| 3/19 | * KENTUCKY | 5-4 | W |
| 3/20 | * KENTUCKY | 11-6 | W |
| 3/22 | * TENNESSEE | 7-3 | W |
| 3/27 | * Georgia | 4-3 | W |
| 3/27 | * Georgia | 6-1 | W |
| 4/2 | * at Florida | 3-4 | L |
| 4/3 | * at Florida | 0-5 | L |
| 4/5 | Florida State | 1-6 | L |
| 4/6 | Florida State | 0-12 | L |
| 4/9 | GEORGIA TECH | 13-3 | W |
| 4/10 | GEORGIA TECH | 4-0 | W |
| 4/14 | Oglethorpe | 11-2 | W |
| 4/16 | * Vanderbilt | 13-4 | W |
| 4/17 | * Vanderbilt | 24-9 | W |
| 4/23 | * Georgia | 3-5 | L |
| 4/24 | * Georgia | 3-1 | W |
| 4/30 | * FLORIDA | 6-1 | W |
| 5/1 | * FLORIDA | 5-4 | W |
| 5/7 | at Georgia Tech | 4-5 | L |
| 5/8 | at Georgia Tech | 5-13 | L |

**1965 • 13-7, 10-3 SEC
Head Coach: Paul Nix (1963-84)**

| Player | AVG | AB | R | H | 2B | 3B | HR | RBI | SB |
|------------------|-------------|------------|------------|------------|-----------|-----------|-----------|------------|-----------|
| Frank Fryer | .373 | 75 | 15 | 28 | 5 | 6 | 3 | 22 | 3 |
| Dink Haire | .333 | 81 | 19 | 27 | 6 | 2 | 0 | 15 | 11 |
| Pete McKenzie | .333 | 81 | 16 | 27 | 6 | 3 | 1 | 18 | 2 |
| Scotly Long | .257 | 74 | 11 | 19 | 2 | 1 | 1 | 8 | 2 |
| Ralph Wells | .256 | 78 | 15 | 20 | 1 | 0 | 2 | 12 | 1 |
| Reggie Gilbert | .250 | 72 | 21 | 18 | 6 | 2 | 0 | 5 | 7 |
| Ronnie Sharpe | .250 | 28 | 5 | 7 | 1 | 1 | 0 | 1 | 0 |
| Ronnie Baynes | .227 | 66 | 6 | 15 | 1 | 1 | 1 | 9 | 5 |
| Harry Doles | .185 | 65 | 13 | 12 | 3 | 0 | 1 | 5 | 3 |
| Don Hand | .400 | 10 | 2 | 4 | 0 | 1 | 0 | 2 | 0 |
| Sam Monte | .333 | 6 | 1 | 2 | 1 | 0 | 0 | 2 | 0 |
| Jimmy Crysel | .300 | 10 | 3 | 3 | 1 | 0 | 1 | 5 | 1 |
| Bill Turberville | .200 | 5 | 1 | 1 | 0 | 0 | 0 | 0 | 0 |
| Larry Hartley | .200 | 5 | 1 | 1 | 0 | 0 | 0 | 0 | 0 |
| TOTALS | .280 | 656 | 129 | 184 | 33 | 17 | 10 | 104 | 35 |

| Player | ERA | W-L | IP | H | R | ER | BB | SO |
|---------------|-------------|-------------|--------------|------------|-----------|-----------|-----------|------------|
| Montie Sharpe | 2.48 | 7-2 | 72.1 | 54 | 28 | 20 | 28 | 67 |
| Jerry Lewter | 3.47 | 3-0 | 23.1 | 25 | 9 | 9 | 16 | 24 |
| Jimmy Crysel | 3.60 | 2-2 | 30.0 | 31 | 21 | 21 | 19 | 17 |
| Larry Hartley | 9.00 | 1-0 | 6.0 | 7 | 6 | 6 | 6 | 4 |
| Don Hand | 9.85 | 0-3 | 21.0 | 23 | 25 | 23 | 22 | 9 |
| TOTALS | 4.66 | 13-7 | 152.2 | 140 | 89 | 79 | 91 | 121 |

| Date | Opponent | Score | W/L |
|------|---------------------|-------|-----|
| 3/18 | * VANDERBILT | 11-0 | W |
| 3/19 | * VANDERBILT | 8-5 | W |
| 3/21 | @ Mississippi State | 4-2 | W |
| 3/22 | @ at Florida State | 3-6 | L |
| 3/22 | @ Mississippi State | 5-6 | L |
| 3/23 | @ Ole Miss | 3-5 | L |
| 3/25 | * FLORIDA | 4-1 | W |
| 3/26 | * FLORIDA | 10-5 | W |
| 4/1 | FLORIDA STATE | 7-2 | W |
| 4/2 | FLORIDA STATE | 6-2 | W |
| 4/2 | WAKE FOREST | 12-5 | W |
| 4/9 | * at Florida | 4-12 | L |
| 4/10 | * at Florida | 2-8 | L |
| 4/11 | MIAMI, FLA. | 7-1 | W |
| 4/12 | MIAMI, FLA. | 8-3 | W |
| 4/15 | * at Georgia | 3-4 | L |
| 4/16 | * at Georgia | 5-2 | W |
| 4/22 | GEORGIA TECH | 2-1 | W |
| 4/23 | GEORGIA TECH | 2-8 | L |
| 4/27 | * Tennessee | 6-1 | W |
| 4/28 | * Tennessee | 3-7 | L |
| 4/29 | * at Kentucky | 1-2 | L |
| 5/6 | * GEORGIA | 2-3 | L |
| 5/7 | * GEORGIA | 2-9 | L |
| 5/17 | at Georgia Tech | 1-0 | W |
| 5/18 | at Georgia Tech | 3-13 | L |

@ FSU Tournament (Tallahassee, FL)

**1966 • 14-12, 6-7 SEC
Head Coach: Paul Nix (1963-84)**

| Player | AVG | AB | R | H | 2B | 3B | HR | RBI | SB |
|-----------------|-------------|------------|------------|------------|-----------|----------|-----------|------------|-----------|
| Frank Fryer | .361 | 97 | 12 | 35 | 5 | 2 | 1 | 18 | 5 |
| Scotly Long | .356 | 87 | 15 | 31 | 5 | 0 | 5 | 16 | 3 |
| Pete McKenzie | .313 | 99 | 22 | 31 | 4 | 0 | 0 | 6 | 4 |
| Ralph Wells | .280 | 100 | 15 | 28 | 3 | 3 | 4 | 18 | 5 |
| Roger Boozer | .256 | 78 | 10 | 20 | 1 | 0 | 2 | 10 | 1 |
| Q.V. Lowe | .265 | 34 | 4 | 9 | 0 | 0 | 1 | 2 | 1 |
| Harry Doles | .250 | 80 | 5 | 20 | 4 | 0 | 1 | 12 | 0 |
| Reggie Gilbert | .203 | 79 | 12 | 16 | 1 | 2 | 0 | 5 | 3 |
| Roy Cox | .182 | 77 | 11 | 14 | 2 | 1 | 5 | 15 | 2 |
| Johnny Stratton | .208 | 24 | 2 | 5 | 1 | 0 | 2 | 3 | 0 |
| Paul Bover | .176 | 17 | 2 | 3 | 1 | 0 | 0 | 2 | 0 |
| Jim Blausler | .111 | 18 | 7 | 2 | 0 | 1 | 0 | 0 | 0 |
| TOTALS | .271 | 190 | 117 | 214 | 27 | 9 | 21 | 107 | 24 |

| Player | ERA | W-L | IP | H | R | ER | BB | SO |
|---------------|-------------|-------------|--------------|------------|-----------|-----------|-----------|------------|
| Q.V. Lowe | 1.69 | 8-2 | 85.0 | 51 | 20 | 16 | 20 | 65 |
| Paul Bover | 2.47 | 2-4 | 38.0 | 30 | 21 | 10 | 26 | 26 |
| Jim Blausler | 4.26 | 4-3 | 57.0 | 52 | 36 | 27 | 33 | 41 |
| TOTALS | 2.65 | 14-9 | 180.0 | 133 | 77 | 53 | 79 | 132 |



YEAR-BY-YEAR RESULTS & TEAM STATS

•COLLEGE WORLD SERIES•
•SEC CHAMPIONS•
•SEC EAST CHAMPIONS•

•DISTRICT 3 REGIONAL CHAMPIONS•

Table with columns: Date, Opponent, Score, W/L. Lists game results from 3/17 to 4/16.

1967 • 32-10 15-2 SEC
Head Coach: Paul Nix (1963-84)

Player statistics table for 1967. Columns: Player, AVG, AB, R, H, 2B, 3B, HR, RBI, BB, SB.

Player statistics table for 1967. Columns: Player, ERA, W-L, APP, CG, IP, H, R, ER, BB, SO.

Table with columns: Date, Opponent, Score, W/L. Lists game results from 4/17 to 6/15.

Table with columns: Date, Opponent, Score, W/L. Lists game results from 3/14 to 5/3.

1968 • 22-12 9-6 SEC
Head Coach: Paul Nix (1963-84)

Player statistics table for 1968. Columns: Player, AVG, AB, R, H, 2B, 3B, HR, RBI, SB.

Player statistics table for 1968. Columns: Player, ERA, W-L, IP, H, R, ER, BB, SO.

Table with columns: Date, Opponent, Score, W/L. Lists game results from 5/4 to 5/14.

Table with columns: Date, Opponent, Score, W/L. Lists game results from 3/14 to 5/10.

1969 • 20-17 7-10 SEC
Head Coach: Paul Nix (1963-84)

Player statistics table for 1969. Columns: Player, AVG, AB, R, H, 2B, 3B, HR, RBI, SB.

Player statistics table for 1969. Columns: Player, ERA, W-L, IP, H, R, ER, BB, SO.

Table with columns: Date, Opponent, Score, W/L. Lists game results from 5/12 to 5/24.





YEAR-BY-YEAR RESULTS & TEAM STATS

| Date | Opponent | Score | W/L |
|------|------------------------|-------|-----|
| 3/9 | WEST VIRGINIA | 2-1 | W |
| 3/10 | WEST VIRGINIA | 0-3 | L |
| 3/21 | Southern Illinois (NO) | 2-8 | L |
| 3/22 | at Tulane | 1-3 | L |
| 3/23 | at Loyola (N.O.) | 9-7 | W |
| 3/24 | at Loyola (N.O.) | 3-0 | W |
| 3/27 | * at Tennessee | 1-2 | L |
| 3/27 | * at Tennessee | 1-0 | W |
| 3/28 | * at Tennessee | 0-1 | L |
| 4/3 | * at Florida | 4-17 | L |
| 4/6 | at Florida State | 4-10 | L |
| 4/7 | at Florida State | 5-3 | W |
| 4/10 | * VANDERBILT | 6-1 | W |
| 4/10 | * VANDERBILT | 2-1 | W |
| 4/11 | * VANDERBILT | 7-0 | W |
| 4/14 | LOYOLA (N.O.) | 8-6 | W |

1970 • 17-16 9-6 SEC Head Coach: Paul Nix (1963-84)

| Player | AVG | AB | R | H | 2B | 3B | HR | RBI | SB |
|--------------------|-----|----|---|---|----|----|----|-----|----|
| NO STATS AVAILABLE | | | | | | | | | |

| Player | ERA | W-L | IP | H | R | ER | BB | SO |
|--------------------|-----|-----|----|---|---|----|----|----|
| NO STATS AVAILABLE | | | | | | | | |

| | | | |
|------|---------------|----------|---|
| 4/15 | LOYOLA (N.O.) | 9-10 | L |
| 4/18 | * at Georgia | 0-1 | L |
| 4/18 | * at Georgia | 4-5 [10] | L |
| 4/21 | at Alabama | 1-8 | L |
| 4/25 | * at Kentucky | 1-0 | W |
| 4/25 | * at Kentucky | 4-2 | W |
| 4/28 | MERCER | 9-1 | W |
| 5/1 | * FLORIDA | 0-2 | L |
| 5/2 | * FLORIDA | 3-2 | W |
| 5/5 | ALABAMA | 3-2 [11] | W |
| 5/8 | * GEORGIA | 4-3 [13] | W |
| 5/9 | * GEORGIA | 4-3 [11] | W |
| 5/11 | at Mercer | 5-6 [11] | L |
| 5/18 | FLORIDA STATE | 0-5 | L |
| 5/19 | FLORIDA STATE | 6-7 | L |
| 5/22 | SOUTH ALABAMA | 9-7 | W |
| 5/23 | SOUTH ALABAMA | 2-4 | L |

| Date | Opponent | Score | W/L |
|------|----------------------|-------|-----|
| 3/19 | Miami, Ohio (I) | 7-1 | W |
| 3/20 | Navy (I) | 6-1 | W |
| 3/20 | Miami, Ohio (I) | 6-4 | W |
| 3/21 | Miami, Ohio (I) | 1-5 | L |
| 3/21 | Cincinnati (I) | 17-4 | W |
| 3/22 | Western Michigan (I) | 6-7 | L |
| 3/22 | Jacksonville (I) | 11-4 | W |
| 3/23 | Western Michigan (I) | 9-11 | L |
| 3/23 | Miami, Ohio (I) | 4-13 | L |
| 3/26 | * TENNESSEE | 4-3 | W |
| 3/26 | * TENNESSEE | 5-6 | L |
| 3/27 | West Georgia | 6-4 | W |
| 3/27 | West Georgia | 10-0 | W |
| 3/30 | South Alabama | 3-2 | W |
| 3/30 | South Alabama | 2-9 | L |
| 4/2 | * at Florida | 5-10 | L |
| 4/3 | * at Florida | 6-5 | W |
| 4/9 | * KENTUCKY | 5-6 | L |
| 4/10 | * KENTUCKY | 2-0 | W |
| 4/12 | * KENTUCKY | 13-14 | L |
| 4/13 | Florida State | 8-13 | L |
| 4/16 | Florida State | 11-8 | W |
| 4/17 | * Georgia | 13-7 | W |
| 4/19 | * Georgia | 8-7 | W |
| 4/20 | Mercer | 6-4 | W |
| 4/23 | ALABAMA | 12-8 | W |
| 4/24 | * FLORIDA | 5-2 | W |
| 4/30 | * FLORIDA | 5-2 | W |
| 4/30 | * at Vanderbilt | 1-5 | L |
| 4/30 | * at Vanderbilt | 6-1 | W |
| 5/1 | * at Vanderbilt | 9-0 | W |

1971 • 23-16 9-7 SEC Head Coach: Paul Nix (1963-84)

| Player | AVG | AB | R | H | 2B | 3B | HR | RBI | SB |
|---------------|------|-----|----|----|----|----|----|-----|----|
| Joey Martin | .417 | 132 | 27 | 55 | 8 | 1 | 0 | 24 | 12 |
| Andy Merchant | .325 | 114 | 24 | 37 | 4 | 1 | 4 | 23 | 11 |
| Joe Haefer | .322 | 115 | 22 | 37 | 9 | 0 | 7 | 28 | 7 |
| Jack Baker | .310 | 126 | 26 | 39 | 6 | 1 | 8 | 35 | 4 |
| Ken Dempsey | .307 | 140 | 37 | 43 | 12 | 0 | 8 | 27 | 14 |
| Pete Rancourt | .292 | 96 | 14 | 28 | 4 | 1 | 3 | 20 | 8 |
| Bill Cameron | .286 | 105 | 17 | 30 | 4 | 0 | 1 | 14 | 15 |
| Wayne Hall | .248 | 109 | 21 | 27 | 6 | 2 | 1 | 10 | 6 |
| Don Donaldson | .214 | 84 | 20 | 18 | 6 | 1 | 0 | 13 | 12 |

| | | | | | | | | | |
|-----------------|-------------|-------------|------------|------------|-----------|----------|-----------|------------|------------|
| Bill Lawrence | .500 | 8 | 4 | 4 | 1 | 0 | 0 | 0 | 0 |
| Hamp Russell | .500 | 2 | 1 | 1 | 1 | 0 | 0 | 1 | 0 |
| Earl Nance | .462 | 26 | 8 | 12 | 3 | 0 | 0 | 4 | 2 |
| Rick Eisenacher | .357 | 28 | 6 | 10 | 0 | 0 | 0 | 9 | 0 |
| Greg Butler | .289 | 38 | 2 | 11 | 1 | 0 | 0 | 5 | 1 |
| Bennett Shuman | .286 | 14 | 2 | 4 | 0 | 0 | 0 | 2 | 5 |
| Ken Bishop | .235 | 17 | 5 | 4 | 0 | 1 | 0 | 3 | 1 |
| Terry Curtis | .200 | 5 | 0 | 1 | 0 | 0 | 0 | 0 | 0 |
| Chuck Rush | .200 | 5 | 1 | 1 | 0 | 0 | 0 | 0 | 1 |
| Jack Van Yperen | .190 | 21 | 2 | 4 | 2 | 0 | 0 | 2 | 0 |
| Tim Hulsey | .167 | 6 | 0 | 1 | 0 | 0 | 0 | 2 | 0 |
| Tony Kraft | .167 | 6 | 0 | 1 | 0 | 0 | 0 | 0 | 0 |
| David Blodgett | .125 | 8 | 1 | 1 | 0 | 0 | 0 | 0 | 0 |
| Larry Kain | .125 | 8 | 0 | 1 | 0 | 0 | 0 | 1 | 2 |
| Lynn Jones | .125 | 8 | 1 | 1 | 0 | 0 | 0 | 0 | 0 |
| Sonny Murphy | .000 | 4 | 1 | 0 | 0 | 0 | 0 | 0 | 0 |
| TOTALS | .303 | 1225 | 242 | 371 | 67 | 8 | 32 | 223 | 101 |

| Player | ERA | W-L | IP | H | R | ER | BB | SO |
|-----------------|-------------|--------------|--------------|------------|------------|------------|------------|------------|
| Earl Nance | 4.08 | 6-2 | 75.0 | 63 | 41 | 34 | 43 | 65 |
| Jack Van Yperen | 3.85 | 6-4 | 74.2 | 78 | 49 | 33 | 30 | 51 |
| Rick Eisenacher | 3.47 | 5-3 | 57.0 | 53 | 28 | 22 | 25 | 62 |
| Larry Kain | 8.22 | 3-2 | 35.0 | 43 | 39 | 32 | 30 | 29 |
| Lynn Jones | 4.10 | 1-3 | 28.0 | 27 | 15 | 13 | 10 | 18 |
| Hamp Russell | 3.00 | 1-0 | 9.1 | 8 | 3 | 3 | 5 | 4 |
| Terry Curtis | 4.22 | 0-0 | 21.1 | 21 | 12 | 10 | 7 | 16 |
| Bill Lawrence | 6.66 | 1-2 | 24.1 | 28 | 22 | 18 | 7 | 12 |
| Jack Baker | 27.00 | 0-0 | 0.2 | 2 | 3 | 3 | 4 | 0 |
| TOTALS | 4.65 | 23-16 | 325.1 | 323 | 212 | 168 | 161 | 257 |

| | | | |
|------|-----------------|------|---|
| 5/3 | Atlanta Baptist | 8-6 | W |
| 5/4 | at Alabama | -5 | L |
| 5/7 | * Georgia | 6-8 | L |
| 5/8 | * Georgia | 2-4 | L |
| 5/17 | Florida State | 4-9 | L |
| 5/18 | Florida State | 5-6 | L |
| 5/21 | South Alabama | 6-5 | W |
| 5/22 | South Alabama | 4-10 | L |

| Date | Opponent | Score | W/L |
|------|------------------|----------|-----|
| 3/16 | AUSTIN-PEAY | 16-5 | W |
| 3/16 | AUSTIN-PEAY | 4-13 | L |
| 3/17 | at South Alabama | 0-1 | L |
| 3/20 | WEST GEORGIA | 10-2 | W |
| 3/20 | JAXVILLE STATE | 0-4 | L |
| 3/21 | WEST GEORGIA | 9-0 | W |
| 3/24 | at Florida State | 9-3 | W |
| 3/25 | at Florida State | 13-16 | L |
| 3/31 | * FLORIDA | 3-11 | L |
| 4/1 | * FLORIDA | 13-6 | W |
| 4/4 | ALABAMA | 3-0 | W |
| 4/4 | ALABAMA | 6-8 | L |
| 4/8 | * at Kentucky | 5-2 | W |
| 4/8 | * at Kentucky | 4-5 | L |
| 4/11 | MERCER | 5-2 | W |
| 4/12 | ATLANTA BAPTIST | 8-4 | W |
| 4/14 | * at Georgia | 6-7 | L |
| 4/15 | * at Georgia | 10-6 | W |
| 4/17 | JACKSONVILLE | 2-6 | L |
| 4/18 | JACKSONVILLE | 2-5 | L |
| 4/21 | * at Florida | 6-5 | W |
| 4/22 | * at Florida | 7-6 [20] | W |
| 4/25 | at Alabama | 8-4 | W |
| 4/25 | at Alabama | 1-9 | L |
| 4/26 | ATLANTA BAPTIST | 11-2 | W |
| 4/28 | * VANDERBILT | 1-5 | L |
| 4/28 | * VANDERBILT | 7-3 | W |
| 4/29 | * VANDERBILT | 2-6 | L |
| 5/5 | * GEORGIA | 0-2 | L |
| 5/6 | * GEORGIA | 2-1 | W |

1972 • 18-17 7-6 SEC Head Coach: Paul Nix (1963-84)

| Player | AVG | AB | R | H | 2B | 3B | HR | RBI | SB |
|----------------|------|-----|----|----|----|----|----|-----|----|
| Andy Merchant | .378 | 125 | 26 | 47 | 4 | 5 | 4 | 16 | 6 |
| Joe Haefer | .338 | 130 | 27 | 44 | 5 | 2 | 8 | 35 | 12 |
| David Blodgett | .291 | 48 | 10 | 14 | 3 | 0 | 1 | 8 | 2 |
| Gary Daley | .280 | 50 | 13 | 14 | 4 | 1 | 0 | 4 | 1 |
| Bill Cameron | .274 | 124 | 16 | 34 | 8 | 0 | 2 | 22 | 17 |
| Johnny Simmons | .265 | 128 | 19 | 34 | 6 | 1 | 0 | 11 | 8 |
| Tim Hulsey | .254 | 55 | 5 | 14 | 1 | 0 | 0 | 1 | 0 |
| Greg Butler | .217 | 115 | 19 | 25 | 3 | 0 | 1 | 19 | 5 |
| Ken Bishop | .210 | 57 | 9 | 12 | 1 | 0 | 1 | 9 | 0 |
| Wayne Hall | .175 | 114 | 6 | 20 | 0 | 2 | 0 | 16 | 2 |
| Bennett Shuman | .078 | 38 | 5 | 3 | 1 | 1 | 0 | 3 | 3 |

| | | | | | | | | | |
|-----------------|-------------|-------------|------------|------------|-----------|-----------|-----------|------------|-----------|
| Mark Hatchett | 1.000 | 3 | 4 | 3 | 3 | 0 | 0 | 2 | 0 |
| Tony Kraft | .667 | 6 | 1 | 4 | 0 | 0 | 0 | 2 | 0 |
| Matt Waller | .667 | 3 | 1 | 2 | 0 | 1 | 0 | 2 | 0 |
| Bill Lawrence | .428 | 28 | 10 | 12 | 1 | 1 | 0 | 3 | 0 |
| Lynn Jones | .333 | 9 | 5 | 3 | 0 | 0 | 0 | 2 | 2 |
| George Wheeler | .272 | 22 | 2 | 6 | 3 | 0 | 1 | 4 | 0 |
| Sam Rodenhizer | .250 | 4 | 1 | 1 | 0 | 0 | 0 | 0 | 0 |
| Terry Curtis | .250 | 4 | 0 | 1 | 0 | 0 | 0 | 0 | 0 |
| Chuck Rush | .200 | 20 | 1 | 4 | 0 | 0 | 0 | 0 | 0 |
| Jim Handley | .125 | 8 | 0 | 1 | 0 | 0 | 0 | 0 | 0 |
| Jack Van Yperen | .121 | 33 | 3 | 4 | 1 | 0 | 0 | 0 | 0 |
| Steve Foxwell | .000 | 1 | 1 | 0 | 0 | 0 | 0 | 0 | 0 |
| Kim Shugart | .000 | 1 | 0 | 0 | 0 | 0 | 0 | 0 | 0 |
| Sonny Murphy | .000 | 2 | 0 | 0 | 0 | 0 | 0 | 0 | 0 |
| TOTALS | .268 | 1128 | 185 | 302 | 44 | 14 | 18 | 159 | 58 |

| Player | ERA | W-L | IP | H | R | ER | BB | SO |
|-----------------|-------------|--------------|--------------|------------|------------|------------|------------|------------|
| Jack Van Yperen | 1.96 | 5-7 | 87.0 | 76 | 41 | 19 | 34 | 60 |
| Sam Rodenhizer | 2.19 | 2-0 | 12.1 | 15 | 5 | 3 | 3 | 10 |
| George Wheeler | 2.94 | 2-4 | 55.0 | 57 | 31 | 18 | 17 | 25 |
| Lynn Jones | 3.00 | 1-0 | 18.0 | 25 | 13 | 6 | 3 | 12 |
| Jim Handley | 3.40 | 2-1 | 34.1 | 28 | 17 | 13 | 20 | 19 |
| Bill Lawrence | 3.77 | 5-3 | 74.0 | 76 | 43 | 31 | 17 | 49 |
| Matt Waller | 6.00 | 0-1 | 9.0 | 12 | 8 | 6 | 5 | 4 |
| Terry Curtis | 6.92 | 0-1 | 13.1 | 16 | 16 | 10 | 7 | 7 |
| TOTALS | 3.15 | 17-17 | 303.0 | 305 | 174 | 106 | 106 | 186 |

| | | |
|---------------|-----|---|
| at Mercer | 6-3 | W |
| FLORIDA STATE | 9-3 | W |
| FLORIDA STATE | 4-7 | L |
| SOUTH ALABAMA | 1-6 | L |
| SOUTH ALABAMA | 1-5 | L |



YEAR-BY-YEAR RESULTS & TEAM STATS

Table with columns: Date, Opponent, Score, W/L. Rows include games from 3/15 to 4/24 against various opponents like Jacksonville, Middle Tenn. State, etc.

1973 • 20-19 7-9 SEC Head Coach: Paul Nix (1963-84). Player stats table with columns: Player, AVG, AB, R, H, 2B, 3B, HR, RBI, BB, SO, SF/SH, SB.

Table with columns: Date, Opponent, Score, W/L. Rows include games from 4/24 to 5/19 against Alabama, Vanderbilt, etc.

Table with columns: Date, Opponent, Score, W/L. Rows include games from 3/11 to 4/12 against Maryland, Jacksonville, etc.

1974 • 31-13 11-6 SEC Head Coach: Paul Nix (1963-84). Player stats table with columns: Player, AVG, AB, R, H, 2B, 3B, HR, RBI, BB, SO, SF/SH, SB.

Table with columns: Date, Opponent, Score, W/L. Rows include games from 4/13 to 5/15 against Georgia, Alabama, etc.

Table with columns: Date, Opponent, Score, W/L. Rows include games from 3/7 to 4/19 against B'ham-Southern, Marietta College, etc.

1975 • 24-21 7-9 SEC Head Coach: Paul Nix (1963-84). Player stats table with columns: Player, AVG, GP, AB, R, H, 2B, 3B, HR, RBI, BB, SO, SH/SF, SB.

Table with columns: Date, Opponent, Score, W/L. Rows include games from 4/21 to 5/21 against Troy State, Vanderbilt, etc.





YEAR-BY-YEAR RESULTS & TEAM STATS

•COLLEGE WORLD SERIES•
•SEC CHAMPIONS•
•SEC WEST CHAMPIONS•
•SOUTH REGIONAL CHAMPIONS•

| Date | Opponent | Score | W/L |
|------|---------------------|-------|-----|
| 2/26 | HOUSTON | 5-0 | W |
| 2/26 | HOUSTON | 0-7 | L |
| 3/3 | B'HAM-SOUTHERN | 4-1 | W |
| | TROY STATE | 12-0 | W |
| 3/8 | * at Alabama | 4-0 | W |
| 3/8 | * at Alabama | 5-2 | W |
| 3/9 | * at Alabama | 11-5 | W |
| 3/11 | NORTH ALABAMA | 12-0 | W |
| 3/11 | NORTH ALABAMA | 3-1 | W |
| 3/17 | NOTRE DAME | 10-2 | W |
| 3/17 | NOTRE DAME | 9-0 | W |
| 3/18 | NOTRE DAME | 8-6 | W |
| 3/19 | * at Ole Miss | 3-2 | W |
| 3/19 | * at Ole Miss | 6-4 | W |
| 3/20 | * at Ole Miss | 1-0 | W |
| 3/22 | OHIO | 6-4 | W |
| 3/22 | OHIO | 7-4 | W |
| 3/23 | OHIO | 2-1 | W |
| 3/23 | OHIO | 8-9 | L |
| 3/24 | OHIO | 6-4 | W |
| 3/27 | * MISSISSIPPI STATE | 1-6 | L |
| 3/27 | * MISSISSIPPI STATE | 1-3 | L |
| 4/2 | at Georgia | 11-3 | W |
| 4/3 | at Georgia | 2-3 | L |
| 4/5 | JAX'VILLE STATE | 5-3 | W |

1976 • 37-15, 12-7 SEC
Head Coach: Paul Nix (1963-84)

| Player | AVG | GP | AB | R | H | 2B | 3B | HR | RBI | BB | SO | SH/SE | SB |
|-------------------|-------------|-----------|-------------|------------|------------|-----------|-----------|-----------|------------|------------|------------|--------------|-----------|
| Richie Howard, 3b | .383 | 42 | 133 | 28 | 51 | 8 | 0 | 10 | 52 | 26 | 18 | 0/1 | 5 |
| Tommy Morton, c | .322 | 44 | 121 | 24 | 39 | 10 | 0 | 3 | 27 | 18 | 20 | 4/3 | 3 |
| Dom Fucci, dh | .311 | 24 | 61 | 9 | 19 | 2 | 1 | 0 | 7 | 11 | 7 | 0/0 | 6 |
| Mickey Miller, 2b | .308 | 52 | 172 | 39 | 53 | 12 | 1 | 0 | 31 | 24 | 9 | 5/3 | 15 |
| Curt Cope, of | .302 | 51 | 169 | 45 | 51 | 6 | 1 | 2 | 22 | 25 | 21 | 6/3 | 21 |
| Gray Morrison, of | .287 | 40 | 101 | 14 | 29 | 4 | 0 | 2 | 12 | 14 | 26 | 4/1 | 2 |
| David Duffner, 1b | .277 | 51 | 173 | 28 | 48 | 7 | 1 | 1 | 29 | 16 | 26 | 4/2 | 6 |
| Chuck Moore, of | .265 | 28 | 102 | 20 | 27 | 5 | 1 | 1 | 9 | 14 | 24 | 4/1 | 5 |
| Steve Reg, of | .243 | 49 | 144 | 19 | 35 | 4 | 2 | 4 | 31 | 22 | 32 | 1/1 | 6 |
| John Trageser, c | .238 | 25 | 63 | 5 | 15 | 1 | 0 | 0 | 7 | 8 | 10 | 2/0 | 0 |
| Jim Block, ss | .237 | 32 | 76 | 18 | 18 | 2 | 0 | 0 | 4 | 26 | 14 | 1/1 | 3 |
| S. Montgomery, ss | .230 | 37 | 100 | 18 | 23 | 4 | 0 | 5 | 9 | 19 | 17 | 5/0 | 1 |
| J.B. Brown | .225 | 26 | 71 | 11 | 16 | 1 | 1 | 0 | 9 | 9 | 14 | 4/0 | 1 |
| Ben Spivey, of | .143 | 11 | 14 | 4 | 2 | 0 | 0 | 0 | 1 | 3 | 6 | 0/0 | 1 |
| Eddie Staub, c | .000 | 1 | 2 | 0 | 0 | 0 | 0 | 0 | 0 | 0 | 1 | 0/0 | 0 |
| David Mowen, 3b | .000 | 1 | 1 | 0 | 0 | 0 | 0 | 0 | 0 | 1 | 1 | 0/0 | 0 |
| Chuck Phab, 2b | .000 | 2 | 2 | 0 | 0 | 0 | 0 | 0 | 0 | 0 | 1 | 0/0 | 0 |
| Mike Frazier, of | .000 | 2 | 1 | 1 | 0 | 0 | 0 | 0 | 0 | 0 | 0 | 0/0 | 0 |
| Stuart Wilson, of | .000 | 3 | 0 | 3 | 0 | 0 | 0 | 0 | 0 | 0 | 0 | 0/0 | 0 |
| TOTALS | .283 | 52 | 1506 | 286 | 426 | 66 | 8 | 28 | 251 | 236 | 246 | 40/16 | 75 |
| OPPONENTS | .212 | 52 | 1500 | 175 | 318 | 40 | 10 | 15 | 142 | 177 | 299 | 11/8 | 59 |

| Player | ERA | W-L | APP | GS | CG | SHO | IP | H | R | ER | BB | SO |
|-----------------|-------------|--------------|-----------|-----------|-----------|----------|--------------|------------|------------|------------|------------|------------|
| Robert Hudson | 1.74 | 10-5 | 22 | 14 | 6 | 2 | 114.0 | 86 | 42 | 22 | 34 | 73 |
| Mark McClanahan | 2.16 | 4-0 | 18 | 1 | 1 | 0 | 41.2 | 31 | 15 | 10 | 17 | 33 |
| David O'Hare | 2.23 | 4-2 | 14 | 5 | 0 | 0 | 44.0 | 47 | 25 | 11 | 25 | 40 |
| Joe Beckwith | 2.25 | 9-3 | 17 | 13 | 5 | 3 | 84.0 | 65 | 33 | 21 | 35 | 64 |
| Terry Leach | 2.57 | 8-5 | 15 | 14 | 6 | 1 | 84.0 | 54 | 34 | 24 | 41 | 71 |
| Mark Wimberly | 3.38 | 2-0 | 6 | 1 | 0 | 0 | 16.0 | 13 | 6 | 6 | 13 | 7 |
| David Sullivan | 4.50 | 0-0 | 3 | 1 | 0 | 0 | 6.0 | 10 | 9 | 3 | 7 | 5 |
| Kent Skinner | 5.62 | 0-0 | 4 | 0 | 0 | 0 | 9.2 | 12 | 11 | 6 | 5 | 6 |
| TOTALS | 2.32 | 37-15 | 52 | 52 | 18 | 8 | 399.1 | 318 | 175 | 103 | 177 | 299 |

| | | | |
|------|------------------------|------|---|
| 4/5 | JAX'VILLE STATE | 6-7 | L |
| 4/9 | * at LSU | 3-4 | L |
| 4/9 | * at LSU | 5-2 | W |
| 4/10 | * at LSU | 1-3 | L |
| 4/12 | NEW ORLEANS | 5-1 | W |
| 4/16 | * OLE MISS | 1-3 | L |
| 4/16 | * OLE MISS | 5-2 | W |
| 4/17 | * OLE MISS | 2-9 | L |
| 4/20 | at Mercer | 4-10 | L |
| 4/20 | at Mercer | 6-2 | W |
| 4/26 | * at Mississippi State | 7-0 | W |
| 4/27 | * at Mississippi State | 2-1 | W |
| 4/27 | * at Mississippi State | 3-1 | W |
| 4/30 | * LSU | 0-2 | L |
| 5/1 | * LSU | 5-1 | W |
| 5/3 | at B'ham-Southern | 13-4 | W |
| | MERCER | 9-4 | W |
| | MERCER | 4-3 | W |
| 5/13 | # at Kentucky | 6-7 | L |
| 5/16 | # KENTUCKY | 6-0 | W |
| 5/16 | # KENTUCKY | 14-6 | W |
| 5/18 | Georgia Tech (A) | 6-4 | W |
| 5/21 | ! Middle Tennessee | 10-5 | W |
| 5/24 | ! at Florida State | 2-1 | W |
| 5/25 | ! Jacksonville | 7-5 | W |
| 6/11 | S Clemson | 4-9 | L |
| 6/12 | S Maine | 8-9 | L |

SEC Playoff (1st)
! South Reg. (Tallahassee, FL - 1st)
S CWS (Omaha, NE-7th)

| Date | Opponent | Score | W/L |
|------|------------------------|-------|-----|
| 2/24 | at Jacksonville | 0-1 | L |
| 2/24 | at Jacksonville | 3-2 | W |
| | at Valdosta State | 8-4 | W |
| 3/3 | at Mercer | 7-10 | L |
| | MIDDLE TENN. ST. | 2-5 | L |
| | MARSHALL | 17-5 | W |
| 3/17 | at Austin Peay | 6-5 | W |
| 3/18 | * at Mississippi State | 0-3 | L |
| 3/19 | * at Mississippi State | 0-5 | L |
| 3/19 | * at Mississippi State | 1-12 | L |
| 3/22 | OHIO | 10-3 | W |
| 3/22 | OHIO | 9-3 | W |
| 3/23 | OHIO | 5-3 | W |
| 3/23 | OHIO | 7-8 | L |
| 3/25 | * LSU | 2-0 | W |
| 3/26 | * LSU | 10-2 | W |
| 3/26 | * LSU | 4-2 | W |
| 4/2 | * OLE MISS | 3-1 | W |
| 4/2 | * OLE MISS | 9-4 | W |
| 4/3 | * OLE MISS | 7-14 | L |
| 4/5 | at B'ham-Southern | 8-6 | W |
| 4/6 | LIVINGSTON | 7-2 | W |
| 4/9 | * at Alabama | 5-11 | L |
| 4/9 | * at Alabama | 5-2 | W |
| 4/10 | * at Alabama | 5-12 | L |
| 4/11 | MERCER | 17-7 | W |
| 4/13 | GEORGIA | 11-2 | W |

1977 • 28-18, 11-9 SEC
Head Coach: Paul Nix (1963-84)

| Player | AVG | GP | AB | R | H | 2B | 3B | HR | RBI | BB | SO | SH/SE | SB |
|------------------|-------------|-----------|-------------|------------|------------|-----------|-----------|-----------|------------|------------|------------|--------------|-----------|
| Steve Renfro | .344 | 45 | 154 | 27 | 53 | 8 | 3 | 4 | 36 | 12 | 29 | 5/2 | 11 |
| Bo Fucci | .342 | 40 | 114 | 32 | 39 | 8 | 1 | 3 | 20 | 23 | 30 | 2/1 | 16 |
| Gray Morrison | .315 | 39 | 143 | 22 | 45 | 10 | 1 | 1 | 17 | 14 | 29 | 4/0 | 3 |
| John Trageser | .314 | 24 | 70 | 19 | 22 | 2 | 0 | 4 | 13 | 19 | 9 | 2/2 | 1 |
| Rodney Rushing | .305 | 34 | 95 | 10 | 29 | 4 | 1 | 2 | 15 | 8 | 20 | 2/1 | 1 |
| Dom Fucci | .299 | 46 | 154 | 28 | 46 | 7 | 1 | 2 | 31 | 32 | 35 | 3/1 | 21 |
| Chuck Moore | .273 | 39 | 121 | 19 | 33 | 3 | 2 | 4 | 23 | 6 | 28 | 1/0 | 2 |
| S. Montgomery | .267 | 45 | 135 | 35 | 36 | 9 | 1 | 6 | 30 | 35 | 28 | 5/4 | 5 |
| Pat Keedy | .260 | 46 | 146 | 37 | 38 | 11 | 2 | 8 | 34 | 29 | 45 | 1/2 | 7 |
| J.B. Brown | .238 | 43 | 143 | 28 | 34 | 8 | 0 | 0 | 22 | 24 | 17 | 2/2 | 9 |
| Ben Spivey | .143 | 26 | 56 | 13 | 8 | 0 | 0 | 0 | 2 | 19 | 15 | 2/0 | 1 |
| Danny Rollin | .238 | 8 | 21 | 5 | 5 | 0 | 0 | 0 | 2 | 4 | 3 | 0/0 | 1 |
| Tim Thornley | .231 | 11 | 26 | 4 | 6 | 1 | 0 | 0 | 6 | 9 | 8 | 0/1 | 0 |
| Dan Weingarten | .154 | 8 | 13 | 2 | 2 | 0 | 0 | 0 | 0 | 3 | 3 | 0/0 | 0 |
| Robert Hudson | .000 | 1 | 1 | 0 | 0 | 0 | 0 | 0 | 0 | 0 | 0 | 0/0 | 0 |
| Tom Rogan | .000 | 3 | 0 | 1 | 0 | 0 | 0 | 0 | 0 | 2 | 0 | 0/0 | 0 |
| Mike Frazier | .000 | 1 | 1 | 0 | 0 | 0 | 0 | 0 | 0 | 0 | 0 | 0/0 | 0 |
| Tommy Owens | .000 | 7 | 2 | 3 | 0 | 0 | 0 | 0 | 0 | 0 | 1 | 0/0 | 0 |
| TOTALS | .284 | 46 | 1395 | 285 | 396 | 71 | 12 | 34 | 251 | 239 | 300 | 30/16 | 78 |
| OPPONENTS | .249 | 46 | 1447 | 227 | 360 | 56 | 11 | 25 | 183 | 184 | 262 | 14/10 | 55 |

| Player | ERA | W-L | APP | GS | CG | SHO | IP | H | R | ER | BB | SO |
|----------------|-------------|--------------|-----------|-----------|-----------|----------|--------------|------------|------------|------------|------------|------------|
| Joe Beckwith | 1.68 | 9-5 | 16 | 14 | 10 | 1 | 101.1 | 75 | 32 | 19 | 31 | 99 |
| Robert Hudson | 3.43 | 9-4 | 18 | 13 | 6 | 2 | 89.0 | 106 | 53 | 34 | 26 | 65 |
| David Sullivan | 5.36 | 2-3 | 9 | 5 | 1 | 0 | 42.0 | 44 | 30 | 25 | 26 | 20 |
| Tim Williams | 4.76 | 1-1 | 11 | 2 | 0 | 0 | 22.2 | 22 | 18 | 12 | 16 | 9 |
| Mark Wimberly | 5.12 | 4-1 | 15 | 5 | 2 | 1 | 45.2 | 44 | 36 | 26 | 20 | 31 |
| Billy Knight | 5.73 | 2-1 | 9 | 2 | 0 | 0 | 22.0 | 30 | 21 | 14 | 22 | 10 |
| Martin Lowe | 6.35 | 1-3 | 16 | 4 | 0 | 0 | 39.2 | 34 | 34 | 28 | 39 | 25 |
| Jay Chwalkik | 5.40 | 0-0 | 2 | 1 | 0 | 0 | 5.0 | 5 | 3 | 3 | 4 | 3 |
| TOTALS | 3.94 | 28-18 | 46 | 46 | 19 | 4 | 367.2 | 360 | 227 | 161 | 184 | 262 |

| | | | |
|------|---------------------|----------|---|
| 4/15 | at South Alabama | 14-11 | W |
| 4/16 | at South Alabama | 5-8 | L |
| 4/18 | TROY STATE | 4-1 | W |
| 4/20 | B'HAM-SOUTHERN | 8-5 | W |
| 4/21 | VALDOSTA STATE | 9-10 | L |
| 4/23 | * MISSISSIPPI STATE | 3-0 | W |
| 4/24 | * MISSISSIPPI STATE | 6-4 | W |
| 4/24 | * MISSISSIPPI STATE | 15-6 | W |
| 4/25 | JAX'VILLE STATE | 2-0 | W |
| 4/27 | COLUMBUS COL. | 5-7 | L |
| 4/30 | * at LSU | 0-1 (10) | L |
| 4/30 | * at LSU | 3-0 | W |
| 5/2 | at Columbus College | 15-3 | W |
| 5/3 | SOUTH ALABAMA | 1-9 | L |
| 5/4 | SOUTH ALABAMA | 4-8 | L |
| 5/7 | * at Ole Miss | 4-6 | L |
| 5/7 | * at Ole Miss | 5-1 | W |
| 5/8 | * at Ole Miss | 4-7 | L |
| 5/17 | at Georgia Tech | 7-6 | W |

•SEC CHAMPIONS•
•SEC TOURNAMENT CHAMPIONS•
•SEC WEST CHAMPIONS•
•SOUTH REGIONAL•

| Date | Opponent | Score | W/L |
|------|---------------------|----------|-----|
| 2/23 | GA. SOUTHWEST. | 7-2 | W |
| 2/25 | HUNTINGDON | 5-4 | W |
| 3/4 | * at Alabama | 5-9 | L |
| 3/5 | * at Alabama | 5-3 | W |
| 3/5 | * at Alabama | 3-1 | W |
| 3/10 | AUSTIN PEAY ST. | 14-9 | W |
| 3/18 | * MISSISSIPPI STATE | 1-7 | L |
| 3/18 | * MISSISSIPPI STATE | 2-6 | L |
| 3/19 | * MISSISSIPPI STATE | 11-8 | W |
| 3/21 | at South Alabama | 9-12 | L |
| 3/22 | at South Alabama | 8-16 | L |
| 3/23 | at New Orleans | 0-5 | L |
| 3/24 | at New Orleans | 6-4 | W |
| 3/25 | * at LSU | 0-1 | L |
| 3/25 | * at LSU | 3-0 | W |
| 3/26 | * at LSU | 0-1 | L |
| 3/27 | FAIRFIELD | 1-3 | L |
| 3/30 | LIVINGSTON | 13-9 | W |
| 4/1 | * at Ole Miss | 3-8 | L |
| 4/1 | * at Ole Miss | 6-5 | W |
| 4/2 | * at Ole Miss | 11-6 | W |
| 4/3 | at Memphis State | 2-7 | L |
| 4/4 | at Memphis State | 9-10 | L |
| 4/6 | MONTEVALLO | 4-3 (11) | W |
| 4/8 | * ALABAMA | 13-5 | W |
| 4/8 | * ALABAMA | 11-5 | W |

1978 • 33-21, 15-8 SEC
Head Coach: Paul Nix (1963-84)

| Player | AVG | GP | AB | R | H | 2B | 3B | HR | RBI | BB | SO | SH/SE | SB |
|-----------|------|----|-----|----|----|----|----|----|-----|----|----|-------|----|
| Dom Fucci | .401 | 54 | 177 | 58 | 71 | 15 | 4 | 10 | 44 | 40 | 23 | 3/4 | 28 |



YEAR-BY-YEAR RESULTS & TEAM STATS

Table with columns: Date, Opponent, Score, W/L. Rows include games from 2/26 to 4/21 against various opponents like Middle Tenn. St., Georgia State, Western Ky., etc.

1979 • 21-21 7-14 SEC Head Coach: Paul Nix (1963-84). Player stats table with columns: Player, AVG, GP, AB, R, H, 2B, 3B, HR, RBI, BB, SO, SH/SF, SB. Includes totals and opponents.

Table with columns: Date, Opponent, Score, W/L. Rows include games from 4/22 to 5/15 against opponents like Mississippi State, Jax'ville State, LSU, etc.

•SEC WEST CHAMPIONS• Table with columns: Date, Opponent, Score, W/L. Rows include games from 2/28 to 4/16 against opponents like Columbus College, Georgia State, etc.

1980 • 27-24 15-8 SEC Head Coach: Paul Nix (1963-84). Player stats table with columns: Player, AVG, GP, AB, R, H, 2B, 3B, HR, RBI, BB, SO, SH/SF, SB. Includes totals and opponents.

Table with columns: Date, Opponent, Score, W/L. Rows include games from 4/17 to 5/13 against opponents like Montevallo, LSU, Georgia State, etc.

Table with columns: Date, Opponent, Score, W/L. Rows include games from 4/12 to 4/11 against opponents like Miss. State, Jackson St., South Ala., etc.

1981 • 27-27 7-16 SEC Head Coach: Paul Nix (1963-84). Player stats table with columns: Player, AVG, GP, AB, R, H, 2B, 3B, HR, RBI, BB, SO, SH/SF, SB. Includes totals and opponents.

Table with columns: Date, Opponent, Score, W/L. Rows include games from 4/12 to 5/11 against opponents like Miss. State, Jackson St., South Ala., etc.





YEAR-BY-YEAR RESULTS & TEAM STATS

| Date | Opponent | Score | W/L |
|------|---------------------|-----------|-----|
| 3/3 | at Troy State | 4-5 | L |
| 3/7 | * at LSU | 2-4 (7) | L |
| 3/7 | * at LSU | 0-11 (7) | L |
| 3/10 | * OLE MISS | 3-4 (7) | L |
| 3/10 | * OLE MISS | 4-5 (8) | L |
| 3/11 | * OLE MISS | 1-4 | L |
| 3/18 | AUSTIN PEAY | 13-10 | W |
| 3/20 | * MISS. STATE | 6-5 (8) | W |
| 3/20 | * MISSISSIPPI STATE | 7-4 (7) | W |
| 3/21 | * MISSISSIPPI STATE | 4-3 (6) | W |
| 3/23 | GEORGIA | 10-7 | W |
| 3/27 | * at Alabama | 7-8 (10) | L |
| 3/28 | * at Alabama | 5-8 (7) | L |
| 3/28 | * at Alabama | 10-11 (8) | L |
| 3/31 | JAX'VILLE STATE | 6-4 (7) | W |
| 3/31 | JAX'VILLE STATE | 6-7 (7) | L |
| 4/1 | COLUMBUS COL. | 9-7 | W |
| 4/3 | at Huntingdon | 20-4 | W |
| 4/7 | GEORGIA STATE | 3-1 | W |
| 4/10 | * LSU | 12-6 | W |
| 4/11 | * LSU | 13-12 | W |
| 4/11 | * LSU | 9-1 (7) | W |
| 4/13 | FLORIDA STATE | 9-5 | W |
| 4/14 | FLORIDA STATE | 8-10 (5) | L |
| 4/15 | at Columbus College | 20-2 | W |
| 4/15 | HUNTINGDON | 12-4 | W |
| 4/18 | * at Ole Miss | 0-1 (7) | L |

1982 • 27-20, 1.8-13-1 SEC Head Coach: Paul Nix (1963-84)

| Player | AVG | GP | AB | R | H | 2B | 3B | HR | RBI | BB | SO | SH/SE | SB |
|---------------------|-------------|-----------|-------------|------------|------------|-----------|-----------|-----------|------------|------------|------------|--------------|-----------|
| Doug Gilcrease, ss | .386 | 48 | 197 | 58 | 76 | 21 | 3 | 17 | 54 | 20 | 25 | 0/2 | 6 |
| Bob Berry, 3b | .341 | 46 | 173 | 40 | 59 | 6 | 0 | 13 | 57 | 26 | 28 | 1/4 | 7 |
| David Mogentale, rf | .341 | 42 | 135 | 35 | 46 | 6 | 0 | 5 | 24 | 28 | 14 | 3/2 | 0 |
| Russell Smith, 2b | .333 | 39 | 132 | 32 | 44 | 8 | 1 | 0 | 17 | 24 | 15 | 4/1 | 4 |
| Neal Mitchell, prof | .304 | 36 | 138 | 37 | 42 | 11 | 0 | 8 | 23 | 27 | 17 | 2/2 | 0 |
| Mike Swain, c | .302 | 35 | 109 | 19 | 32 | 5 | 0 | 2 | 14 | 18 | 13 | 2/0 | 0 |
| Robert Somell, c | .295 | 40 | 173 | 32 | 58 | 5 | 3 | 1 | 21 | 19 | 9 | 2/0 | 3 |
| Rayney Dollor, lf | .289 | 48 | 173 | 32 | 50 | 12 | 0 | 7 | 37 | 25 | 29 | 1/3 | 1 |
| Trent Hudson, c | .288 | 30 | 80 | 13 | 23 | 2 | 1 | 1 | 13 | 6 | 18 | 1/1 | 0 |
| J. Meltsvoege, dh | .287 | 43 | 157 | 28 | 45 | 8 | 0 | 2 | 25 | 22 | 29 | 4/2 | 3 |
| Sam Brasso, lf | .277 | 29 | 83 | 15 | 23 | 5 | 0 | 0 | 11 | 4 | 17 | 2/1 | 0 |
| Darryl Wilks, of | .297 | 11 | 37 | 3 | 11 | 1 | 0 | 1 | 6 | 1 | 4 | 0/0 | 1 |
| Ilex Morris, c | .250 | 8 | 20 | 3 | 5 | 1 | 0 | 0 | 4 | 0 | 2 | 1/0 | 0 |
| Jeff Grote, of | .182 | 7 | 11 | 5 | 2 | 0 | 0 | 0 | 1 | 2 | 2 | 0/0 | 1 |
| Robby Moore, rf | .000 | 1 | 0 | 1 | 0 | 0 | 0 | 0 | 0 | 0 | 0 | 0/0 | 0 |
| TOTALS | .316 | 48 | 1569 | 348 | 496 | 93 | 8 | 57 | 307 | 222 | 222 | 23/18 | 29 |
| OPPONENTS | .290 | 48 | 1553 | 312 | 450 | 72 | 11 | 45 | 273 | 231 | 226 | 19/12 | 55 |

| Player | ERA | W-L | APP | GS | CG | SV | IP | H | R | ER | BB | SO | WP | HBP |
|------------------|-------------|--------------|-----------|-----------|-----------|----------|--------------|------------|------------|------------|------------|------------|-----------|-----------|
| Gary Smith | 3.33 | 3-2 | 12 | 9 | 0 | 0 | 51.1 | 45 | 26 | 19 | 23 | 27 | 4 | 4 |
| Marc Saucedo | 4.44 | 4-3 | 23 | 4 | 0 | 3 | 54.2 | 53 | 33 | 27 | 30 | 33 | 6 | 3 |
| Lance Long | 5.48 | 4-2 | 19 | 9 | 2 | 3 | 67.1 | 71 | 49 | 41 | 51 | 40 | 5 | 2 |
| Ward Yerby | 5.65 | 5-5 | 18 | 10 | 2 | 0 | 65.1 | 86 | 52 | 41 | 25 | 44 | 3 | 1 |
| Neal Mitchell | 5.82 | 4-3 | 10 | 3 | 0 | 0 | 34.0 | 46 | 28 | 22 | 32 | 23 | 4 | 2 |
| Steve Childers | 5.84 | 2-2 | 9 | 6 | 0 | 0 | 37.0 | 45 | 35 | 24 | 15 | 26 | 0 | 1 |
| Russell Ricks | 7.54 | 1-0 | 6 | 2 | 0 | 0 | 14.1 | 21 | 13 | 12 | 7 | 3 | 0 | 3 |
| Bill Davis | 13.64 | 2-0 | 8 | 1 | 0 | 0 | 27.0 | 48 | 45 | 41 | 21 | 10 | 7 | 6 |
| Phil Constan | 4.50 | 0-0 | 5 | 1 | 0 | 2 | 10.0 | 9 | 5 | 5 | 2 | 6 | 0 | 2 |
| Barry Clements | 6.41 | 1-3 | 8 | 3 | 0 | 0 | 19.2 | 21 | 18 | 14 | 21 | 10 | 3 | 1 |
| Tim McClain | 11.81 | 0-0 | 4 | 0 | 0 | 0 | 5.1 | 5 | 8 | 7 | 4 | 4 | 2 | 0 |
| TOTALS | 5.90 | 27-20 | 48 | 48 | 5 | 8 | 386.0 | 450 | 312 | 253 | 231 | 226 | 34 | 25 |
| OPPONENTS | 7.04 | 20-27 | 48 | 48 | 10 | 2 | 360.2 | 496 | 348 | 282 | 222 | 222 | 53 | 18 |

| | | | |
|------|------------------------|----------|---|
| 4/18 | * at Ole Miss | 3-3 (7) | T |
| 4/20 | at Florida State | 0-14 | L |
| 4/21 | at Florida State | 9-8 | W |
| 4/22 | at Montevallo | 3-1 | W |
| 4/24 | * at Mississippi State | 2-9 (7) | L |
| 4/24 | * at Mississippi State | 0-6 (5) | L |
| 4/25 | * at Mississippi State | 0-10 | L |
| 4/27 | UAB | 13-1 | W |
| 4/28 | B'HAM-SOUTHERN | 10-12 | L |
| 4/29 | JACKSON STATE | 4-1 | W |
| 5/1 | * ALABAMA | 8-7 (8) | W |
| 5/1 | * ALABAMA | 8-5 (8) | W |
| 5/2 | * ALABAMA | 9-14 | L |
| 5/4 | TROY STATE | 14-12 | W |
| 5/5 | LIVINGSTON | 13-9 | W |
| 5/8 | CLEMSON | 7-6 (11) | W |
| 5/8 | CLEMSON | 10-22 | L |
| 5/9 | CLEMSON | 9-0 (12) | W |
| 5/10 | MONTEVALLO | 8-3 | W |
| 5/11 | at Georgia State | 11-1 | W |
| 5/12 | at Georgia Tech | 6-8 | L |

| Date | Opponent | Score | W/L |
|------|------------------------|----------|-----|
| 2/23 | at Florida State | 9-12 | L |
| 2/23 | at Florida State | 1-6 | L |
| 3/2 | GEORGIA | 0-5 | L |
| 3/2 | GEORGIA | 11-7 | W |
| 3/3 | at Troy State | 5-6 | L |
| 3/5 | at Columbus Col. | 7-8 (12) | L |
| 3/8 | ILLINOIS STATE | 6-17 | L |
| 3/10 | * OLE MISS | 8-12 | L |
| 3/11 | * OLE MISS | 5-6 | L |
| 3/11 | * OLE MISS | 6-12 | L |
| 3/19 | * at Mississippi State | 0-8 | L |
| 3/19 | * at Mississippi State | 1-5 | L |
| 3/20 | * at Mississippi State | 2-7 | L |
| 3/22 | ALA. CHRISTIAN | 13-6 | W |
| 3/23 | FLORIDA STATE | 5-7 | L |
| 3/27 | * LSU | 6-3 | W |
| 3/27 | * LSU | 5-4 | W |
| 3/29 | at Jacksonville State | 1-11 | L |
| 3/31 | Alabama (Bham) | 3-12 | L |
| 4/2 | * at Alabama | 5-6 | L |
| 4/3 | * at Alabama | 2-3 | L |
| 4/3 | * at Alabama | 7-6 | W |
| 4/5 | JAX'VILLE ST. | 6-5 (11) | W |
| 4/10 | COLUMBUS COL. | 6-4 | W |
| 4/11 | MONTEVALLO | 7-0 | W |
| 4/12 | at UAB | 5-6 | L |
| 4/13 | at Alabama Christian | 19-14 | W |
| 4/14 | at Georgia Tech | 7-16 | L |
| 4/16 | * at Ole Miss | 4-12 | L |
| 4/16 | * at Ole Miss | 9-10 | L |
| 4/17 | * at Ole Miss | 7-10 | L |
| 4/19 | at Georgia | 11-5 | W |

1983 • 16-34, 4-18 SEC Head Coach: Paul Nix (1963-84)

| Player | AVG | GP | AB | R | H | 2B | 3B | HR | RBI | BB | SO | SAC | SB-ATT |
|--------------------|-------------|-----------|-------------|------------|------------|-----------|-----------|-----------|------------|------------|------------|------------|-----------------|
| Dean Sunseri | .317 | 26 | 63 | 11 | 20 | 2 | 0 | 0 | 9 | 22 | 13 | 1 | 1-3 |
| Chris Senn | .316 | 15 | 57 | 13 | 18 | 2 | 0 | 2 | 11 | 26 | 7 | 8 | 2-12 |
| D. Friend | .290 | 49 | 186 | 39 | 54 | 14 | 0 | 11 | 47 | 101 | 26 | 21 | 4-34 |
| Kevin Jordan | .284 | 27 | 88 | 18 | 25 | 9 | 0 | 3 | 17 | 43 | 18 | 19 | 2-6 |
| Russell Smith | .281 | 48 | 167 | 30 | 47 | 7 | 2 | 3 | 30 | 67 | 33 | 24 | 6-34 |
| Bo Jackson | .279 | 26 | 68 | 14 | 19 | 4 | 0 | 4 | 13 | 35 | 20 | 34 | 0-5 |
| Mark Hutchinson | .264 | 49 | 159 | 31 | 42 | 5 | 2 | 1 | 11 | 54 | 33 | 15 | 3-23 |
| Bob Berry | .263 | 26 | 80 | 19 | 21 | 4 | 1 | 6 | 14 | 43 | 24 | 17 | 0-23 |
| Paul Foster | .251 | 48 | 179 | 32 | 45 | 7 | 1 | 5 | 35 | 81 | 17 | 42 | 2-23 |
| Trent Hudson | .237 | 36 | 135 | 28 | 32 | 6 | 1 | 5 | 25 | 55 | 11 | 21 | 0-0 |
| David Miller | .242 | 30 | 91 | 23 | 22 | 6 | 0 | 5 | 17 | 43 | 21 | 37 | 1-34 |
| Jamie Basso | .230 | 47 | 161 | 32 | 37 | 9 | 0 | 7 | 23 | 67 | 28 | 31 | 4-4 |
| Jeff Grote | .206 | 27 | 68 | 11 | 14 | 3 | 1 | 1 | 6 | 22 | 15 | 17 | 0-12 |
| Donnie Thomas | .296 | 8 | 27 | 7 | 8 | 1 | 0 | 3 | 5 | 18 | 5 | 6 | 1-0 |
| David Plumb | .200 | 10 | 30 | 1 | 6 | 1 | 0 | 0 | 2 | 7 | 3 | 3 | 2-0 |
| Scott Embleau | .130 | 8 | 23 | 4 | 3 | 1 | 0 | 0 | 1 | 4 | 3 | 4 | 2-0 |
| Terry Johnson | .167 | 2 | 6 | 2 | 1 | 0 | 0 | 0 | 1 | 4 | 0 | 0 | 0-0 |
| Jerry Joe Chambers | .000 | 1 | 0 | 0 | 0 | 0 | 0 | 0 | 0 | 0 | 0 | 0 | 0-0 |
| Ward Yerby | 1.000 | 1 | 2 | 0 | 2 | 0 | 0 | 0 | 1 | 2 | 0 | 0 | 0-0 |
| Lance Long | .333 | 25 | 3 | 1 | 0 | 0 | 0 | 0 | 0 | 1 | 0 | 1 | 0-0 |
| Raymond Wiehe | .333 | 10 | 3 | 0 | 1 | 0 | 0 | 0 | 0 | 1 | 0 | 1 | 0-0 |
| TOTALS | .262 | 50 | 1597 | 315 | 418 | 81 | 7 | 61 | 268 | 696 | 277 | 314 | 30-33-54 |
| OPPONENTS | .311 | 50 | 1684 | 394 | 524 | 88 | 10 | 53 | 330 | 791 | 272 | 265 | 17-82-97 |

| Player | ERA | W-L | G/GS | CG | SV | SHO | IP | H | R | ER | BB | SO | HR | WP | HBP |
|------------------|-------------|--------------|--------------|-----------|----------|----------|--------------|------------|------------|------------|------------|------------|-----------|-----------|-----------|
| Raymond Wiehe | 4.57 | 3-4 | 10/7 | 3 | 0 | 0 | 43.1 | 56 | 35 | 22 | 27 | 18 | 4 | 2 | 2 |
| Ward Yerby | 5.11 | 3-8 | 19/18 | 7 | 0 | 1 | 107.1 | 122 | 73 | 61 | 60 | 47 | 14 | 1 | 7 |
| Scott Tillery | 5.49 | 4-6 | 21/10 | 1 | 0 | 0 | 77.0 | 99 | 65 | 47 | 49 | 42 | 9 | 10 | 3 |
| Lance Long | 7.01 | 2-6 | 25/2 | 0 | 2 | 0 | 61.2 | 66 | 51 | 48 | 52 | 47 | 9 | 7 | 4 |
| Doug Allen | 9.09 | 1-3 | 13/3 | 0 | 0 | 0 | 31.2 | 43 | 35 | 32 | 19 | 37 | 2 | 7 | 2 |
| Stuart Tate | 9.66 | 1-4 | 15/6 | 0 | 0 | 0 | 36.1 | 47 | 49 | 39 | 26 | 38 | 4 | 5 | 3 |
| Jim Cunningham | 9.00 | 0-0 | 4/0 | 0 | 0 | 0 | 7.0 | 15 | 12 | 7 | 1 | 5 | 1 | 2 | 1 |
| Steve Childers | 6.59 | 2-2 | 6/2 | 0 | 0 | 0 | 13.2 | 24 | 19 | 10 | 9 | 8 | 1 | 1 | 0 |
| Bill Davis | 12.60 | 0-1 | 2/0 | 0 | 0 | 0 | 5.0 | 8 | 13 | 7 | 2 | 7 | 2 | 0 | 0 |
| Pat Visintainer | 13.73 | 0-0 | 12/2 | 0 | 0 | 0 | 19.2 | 34 | 33 | 30 | 17 | 19 | 3 | 2 | 1 |
| Russell Ricks | 16.20 | 0-0 | 3/0 | 0 | 0 | 0 | 5.0 | 10 | 9 | 9 | 3 | 4 | 4 | 0 | 0 |
| TOTALS | 6.89 | 16-34 | 50/50 | 11 | 2 | 2 | 407.2 | 524 | 394 | 312 | 265 | 272 | 53 | 37 | 23 |
| OPPONENTS | 5.24 | 34-16 | 50/50 | 6 | 7 | 4 | 409.0 | 418 | 315 | 238 | 314 | 277 | 61 | 43 | 21 |

| | | | |
|------|---------------------|-----------|---|
| 4/20 | at Georgia | 13-9 | W |
| 4/21 | HUNTINGDON | 22-23 | L |
| 4/24 | * MISSISSIPPI STATE | 5-8 | L |
| 4/24 | * MISSISSIPPI STATE | 8-19 | L |
| 4/26 | UAB | 17-6 | W |
| 4/27 | TROY STATE | 0-1 | L |
| 4/28 | at Montevallo | 7-0 | W |
| 4/30 | * at LSU | 0-3 | L |
| 4/30 | * at LSU | 7-1 | W |
| 5/1 | * at LSU | 3-9 | L |
| 5/4 | GEORGIA TECH | 4-3 (10) | W |
| 5/5 | ALA. CHRISTIAN | 5-7 | L |
| 5/7 | * ALABAMA | 1-9 | L |
| 5/7 | * ALABAMA | 4-6 | L |
| 5/8 | * ALABAMA | 5-13 | L |
| 5/9 | FLA. INT. | 8-9 | L |
| 5/10 | FLA. INT. | 10-7 | W |
| 5/11 | FLA. INT. | 9-10 (10) | L |



YEAR-BY-YEAR RESULTS & TEAM STATS

Table with columns: Date, Opponent, Score, W/L. Rows include games from 2/23 to 4/3 at various locations like Tennessee, Alabama, and Georgia Tech.

1985 • 30-22, 11-12 SEC. Head Coach: Hal Baird (1985-2000). Player stats table with columns: Player, AVG, GP, AB, R, H, 2B, 3B, HR, RBI, TB, SIG, BB, HBP, SO, SH/SF, SB-ATT.

Results table for 1985 with columns: Date, Opponent, Score, W/L. Rows include games from 4/6 to 5/5 at various locations like Alabama, Mississippi State, and Georgia Tech.

Table with columns: Date, Opponent, Score, W/L. Rows include games from 2/26 to 4/5 at various locations like Huntington, Ole Miss, and South Alabama.

1986 • 31-24, 15-14 SEC. Head Coach: Hal Baird (1985-2000). Player stats table with columns: Player, AVG, GP, AB, R, H, 2B, 3B, HR, RBI, TB, SIG, BB, HBP, SO, SH/SF, SB-ATT.

Results table for 1986 with columns: Date, Opponent, Score, W/L. Rows include games from 4/5 to 5/10 at various locations like Florida, Kentucky, and Alabama.

SEC WEST CHAMPIONS • SOUTH I REGIONAL

Table with columns: Date, Opponent, Score, W/L. Rows include games from 2/18 to 4/8 at various locations like Huntington, West Georgia, and Vanderbilt.

1987 • 42-18, 20-11 SEC. Head Coach: Hal Baird (1985-2000). Player stats table with columns: Player, AVG, GP, AB, R, H, 2B, 3B, HR, RBI, TB, SIG, BB, HBP, SO, SH/SF, SB-ATT.

Results table for 1987 with columns: Date, Opponent, Score, W/L. Rows include games from 4/11 to 5/23 at various locations like Florida, Kentucky, and Georgia Tech.





YEAR-BY-YEAR RESULTS & TEAM STATS

| Date | Opponent | Score | W/L |
|------|---------------------|----------|-----|
| 2/12 | WESTERN CAROLINA | 3-0 | W |
| 2/13 | WESTERN CAROLINA | 7-3 | W |
| 2/14 | WESTERN CAROLINA | 1-4 | L |
| 2/14 | WESTERN CAROLINA | 1-0 (7) | W |
| 2/20 | CLEMSON | 1-8 | L |
| 2/21 | CLEMSON | 5-2 | W |
| 2/24 | HUNTINGDON | 9-1 | W |
| 2/27 | RICHMOND | 5-0 | W |
| 2/28 | RICHMOND | 7-0 | W |
| 3/1 | MONTEVALLO | 14-2 | W |
| 3/5 | * at Vanderbilt | 0-2 (7) | L |
| 3/5 | * at Vanderbilt | 4-5 (7) | L |
| 3/6 | * at Vanderbilt | 10-3 | W |
| 3/8 | at Georgia Tech | 14-3 | W |
| 3/12 | * OLE MISS | 5-0 (7) | W |
| 3/12 | * OLE MISS | 1-0 (11) | W |
| 3/13 | * OLE MISS | 14-1 | W |
| 3/16 | VIRGINIA | 8-13 | L |
| 3/19 | * at Georgia | 8-3 (7) | W |
| 3/19 | * at Georgia | 7-4 (7) | W |
| 3/20 | * at Georgia | 18-5 | W |
| 3/22 | WEST GEORGIA | 11-6 | W |
| 3/23 | at Samford | 14-1 | W |
| 3/26 | * MISSISSIPPI STATE | 3-2 (7) | L |
| 3/26 | * MISSISSIPPI STATE | 3-11 (7) | L |
| 3/27 | * MISSISSIPPI STATE | 1-5 | L |
| 3/29 | RIDER | 11-5 | W |
| 3/30 | RIDER | 8-7 | W |

1988 • 39-16, 16-10 SEC Head Coach: Hal Baird (1985-2000)

| Player | AVG | GP/S | AB | R | H | 2B | 3B | HR | RBI | TB | SLG | BB | SO | OB% | SH/SF | SB/AT | |
|------------------|-------------|--------------|-------------|------------|------------|-----------|-----------|------------|------------|------------|-------------|------------|------------|-------------|--------------|--------------|--------------|
| Frank Thomas | .385 | 55/54 | 182 | 45 | 70 | 21 | 0 | 9 | 54 | 116 | .637 | 42 | 6 | .22 | .509 | 0/2 | |
| Clark Preble | .353 | 55/54 | 221 | 47 | 78 | 15 | 1 | 2 | 31 | 101 | .457 | 18 | 1 | .12 | .399 | 2/3 | |
| Kevin Henry | .354 | 53/52 | 198 | 39 | 70 | 11 | 3 | 4 | 43 | 99 | .500 | 24 | 5 | .26 | .432 | 0/2 | |
| Derek Cromovner | .341 | 46/41 | 135 | 44 | 46 | 4 | 0 | 2 | 0 | 23 | .50 | 26 | 2 | .13 | .378 | 0/1 | |
| Jeff Leathersman | .294 | 47/37 | 136 | 27 | 40 | 8 | 1 | 0 | 23 | 50 | .368 | 18 | 1 | .14 | .378 | 0/1 | |
| Jeff Livsey | .282 | 53/46 | 174 | 35 | 49 | 7 | 1 | 0 | 35 | 50 | .328 | 37 | 3 | .27 | .408 | 2/4 | |
| Andy Albrecht | .268 | 54/54 | 183 | 30 | 49 | 9 | 0 | 6 | 42 | 75 | .410 | 12 | 4 | .32 | .320 | 3/4 | |
| T. Youngblood | .257 | 53/48 | 152 | 21 | 39 | 3 | 2 | 2 | 20 | 52 | .342 | 19 | 4 | .43 | .354 | 0/0 | |
| Ed Dilks | .263 | 51/50 | 175 | 32 | 46 | 10 | 4 | 0 | 4 | 31 | .76 | .434 | 23 | 0 | .34 | .342 | 0/4 |
| Steve Burroughs | .257 | 48/45 | 105 | 25 | 27 | 6 | 0 | 0 | 14 | 32 | .305 | 24 | 3 | .13 | .403 | 2/2 | |
| John Moore | .319 | 31/10 | 47 | 9 | 15 | 0 | 0 | 0 | 6 | 15 | .319 | 6 | 0 | .15 | .396 | 0/0 | |
| Ethan White | .286 | 17/11 | 14 | 6 | 4 | 0 | 0 | 0 | 1 | 4 | .286 | 1 | 0 | .2 | .333 | 0/0 | |
| Tim Edge | .250 | 18/11 | 16 | 2 | 4 | 1 | 0 | 0 | 4 | 7 | .438 | 4 | 0 | .2 | .400 | 0/0 | |
| Tim Edge | .182 | 34/11 | 66 | 8 | 12 | 2 | 0 | 0 | 5 | 14 | .212 | 5 | 1 | .20 | .247 | 0/0 | |
| Rob Schlough | .000 | 1/0 | 2 | 0 | 0 | 0 | 0 | 0 | 0 | 0 | .000 | 0 | 0 | .000 | 0/0 | | |
| Gary Gallagher | .000 | 0/0 | 0 | 0 | 0 | 0 | 0 | 0 | 0 | 0 | .000 | 0 | 0 | .000 | 0/0 | | |
| TOTALS | .308 | 55/55 | 1783 | 349 | 96 | 15 | 27 | 332 | 741 | 415 | .258 | 31 | 275 | .399 | 10/24 | 21-30 | |
| OPPONENTS | .333 | 55/55 | 1698 | 206 | 402 | 73 | 7 | 27 | 177 | 565 | .333 | 181 | 21 | .425 | .315 | 14/16 | 48-64 |

| Player | ERA | W-L | G/GS | CG | SHO | SV | IP | H | R | ER | BB | SO | BF | WP | HB |
|------------------|-------------|--------------|--------------|----------|-----------|-----------|--------------|------------|------------|------------|------------|------------|-------------|-----------|-----------|
| Gregg Olson | 2.00 | 7-3 | 36/1 | 0 | 0 | 0 | 12.0 | 43 | 23 | 16 | 27 | 113 | 291 | 9 | 4 |
| Scott Renner | 2.58 | 9-4 | 23/12 | 2 | 0 | 0 | 87.1 | 79 | 34 | 25 | 30 | 64 | 361 | 9 | 1 |
| Ed Ohman | 2.68 | 7-0 | 25/0 | 0 | 0 | 2 | 57.1 | 47 | 21 | 17 | 12 | 52 | 236 | 6 | 2 |
| Stacy Jones | 3.60 | 6-6 | 21/18 | 4 | 2 | 0 | 85.1 | 90 | 46 | 34 | 36 | 72 | 376 | 3 | 2 |
| David Adams | 3.66 | 8-3 | 21/17 | 0 | 0 | 0 | 86.0 | 79 | 46 | 35 | 40 | 65 | 375 | 3 | 11 |
| Andy Beisel | 0.00 | 0-0 | 1/0 | 0 | 0 | 0 | 0.2 | 0 | 1 | 0 | 1 | 1 | 4 | 1 | 0 |
| T. Youngblood | 3.43 | 1-0 | 5/4 | 0 | 0 | 0 | 21.0 | 21 | 12 | 8 | 7 | 11 | 95 | 0 | 1 |
| Mike Ferry | 4.50 | 1-0 | 16/2 | 0 | 0 | 1 | 30.0 | 31 | 15 | 15 | 11 | 34 | 126 | 2 | 3 |
| Greg Randa | 5.63 | 0-0 | 10/0 | 0 | 0 | 1 | 11.2 | 11 | 7 | 7 | 17 | 13 | 60 | 0 | 0 |
| TOTALS | 3.13 | 39-16 | 55/55 | 6 | *9 | 14 | 451.1 | 402 | 205 | 157 | 181 | 425 | 1931 | 33 | 24 |
| OPPONENTS | 6.06 | 16-39 | 55/55 | 7 | 2 | 9 | 431.0 | 549 | 373 | 290 | 258 | 275 | 2186 | 30 | 28 |

*seven team shutouts

| | | | |
|------|------------------------|----------|---|
| 3/31 | RIDER | 10-8 | W |
| 4/4 | JAX/VILLE STATE | 12-10 | W |
| 4/5 | SAMFORD | 8-3 (7) | W |
| 4/5 | SAMFORD | 14-0 (5) | W |
| 4/6 | LAGRANGE COL. | 8-6 | W |
| 4/9 | * at Florida | 3-1 | W |
| 4/9 | * at Florida | 1-7 | L |
| 4/10 | * at Florida | 12-7 | W |
| 4/12 | Alabama (H) | 3-1 (11) | W |
| 4/13 | B'HAM-SOUTHERN | 14-3 | W |
| 4/16 | * KENTUCKY | 9-1 (7) | W |
| 4/16 | * KENTUCKY | 2-0 (7) | W |
| 4/17 | * KENTUCKY | 1-2 | L |
| 4/20 | LAGRANGE COL. | 15-0 | W |
| 4/23 | * at Alabama | 2-12 (7) | L |
| 4/24 | * at Alabama | 6-7 (7) | L |
| 4/27 | Alabama (D) | 1-6 | L |
| 4/30 | * TENNESSEE | 3-5 (9) | L |
| 4/30 | * TENNESSEE | 0-1 (7) | L |
| 5/1 | * TENNESSEE | 17-3 | W |
| 5/3 | GA. SOUTHWEST'RN | 5-1 | W |
| 5/4 | UAB | 4-1 | W |
| 5/7 | * at LSU | 2-1 (7) | W |
| 5/7 | * at LSU | 8-1 | W |
| 5/8 | * at LSU | 10-8 | W |
| 5/12 | # at Mississippi State | 7-10 | L |
| 5/13 | # Florida | 3-4 | L |

SEC Tourn. (Starkville, MS - 6th)

•SEC TOURNAMENT CHAMPIONS• •ATLANTIC REGIONAL•

| Date | Opponent | Score | W/L |
|------|------------------------|----------|-----|
| 2/10 | WESTERN CARO. | 15-2 | W |
| 2/10 | WESTERN CARO. | 23 (7) | L |
| 2/11 | WESTERN CARO. | 8-3 (7) | W |
| 2/12 | WESTERN CARO. | 15-2 | W |
| 2/15 | HUNTINGDON | 18-13 | W |
| 2/22 | MERCER | 10-3 (7) | W |
| 2/22 | MERCER | 5-4 (7) | W |
| 2/25 | at Clemson | 24 | W |
| 2/26 | at Clemson | 7-6 | L |
| 2/28 | GEORGIA TECH | 9-7 | W |
| 3/1 | CAMPBELL | 5-4 | W |
| 3/4 | * VANDERBILT | 1-6 | L |
| 3/4 | * VANDERBILT | 3-1 (7) | W |
| 3/5 | * VANDERBILT | 8-5 | W |
| 3/8 | UNC-WILMINGTON | 4-0 | W |
| 3/9 | UNC-WILMINGTON | 12-8 | W |
| 3/11 | * at Ole Miss | 8-5 | W |
| 3/11 | * at Ole Miss | 24 (7) | L |
| 3/12 | * at Ole Miss | 7-4 | W |
| 3/15 | ALABAMA STATE | 18-4 | W |
| 3/18 | * GEORGIA | 6-8 | L |
| 3/18 | * GEORGIA | 3-0 (7) | W |
| 3/19 | * GEORGIA | 2-5 | L |
| 3/25 | * at Mississippi State | 0-7 | L |
| 3/25 | * at Mississippi State | 3-13 (7) | L |
| 3/26 | * at Mississippi State | 5-11 | L |
| 3/30 | Alabama (H) | 21-9 | W |
| 4/1 | COLUMBUS COL. | 7-0 | W |
| 4/3 | WEST GEORGIA | 7-2 (7) | W |
| 4/3 | WEST GEORGIA | 17-2 (7) | W |
| 4/4 | @ Houston (Mdb) | 4-2 | W |
| 4/5 | @ at South Alabama | 4-10 | L |

1989 • 44-20, 12-12 SEC Head Coach: Hal Baird (1985-2000)

| Player | AVG | GP/S | AB | R | H | 2B | 3B | HR | RBI | TB | SLG | BB | SO | OB% | SH/SF | SB/AT | |
|------------------|-------------|--------------|-------------|------------|------------|------------|-----------|-----------|------------|------------|-------------|------------|-----------|-------------|-------------|--------------|--------------|
| Frank Thomas | .403 | 64/64 | 206 | 62 | 83 | 19 | 3 | 19 | 83 | 165 | .801 | 73 | 10 | .25 | .575 | 0/3 | |
| Clark Preble | .341 | 64/64 | 258 | 52 | 88 | 13 | 1 | 3 | 51 | 112 | .434 | 31 | 2 | 10 | .407 | 0/4 | |
| Jeff Leathersman | .327 | 58/51 | 171 | 26 | 56 | 13 | 1 | 0 | 36 | 71 | .415 | 40 | 0 | .29 | .442 | 3/3 | |
| Tim Edge | .320 | 56/50 | 175 | 38 | 56 | 11 | 2 | 0 | 37 | 71 | .406 | 28 | 9 | .20 | .417 | 3/2 | |
| Jeff Powell | .314 | 63/63 | 255 | 51 | 80 | 11 | 0 | 3 | 33 | 100 | .392 | 16 | 19 | .22 | .394 | 0/2 | |
| Andy Albrecht | .300 | 53/42 | 160 | 39 | 48 | 6 | 2 | 2 | 28 | 64 | .400 | 27 | 3 | .27 | .411 | 0/1 | |
| Joe Sawe | .296 | 41/33 | 125 | 25 | 37 | 6 | 1 | 3 | 24 | 54 | .432 | 13 | 1 | .12 | .354 | 3/1 | |
| Tom Knodel | .281 | 35/34 | 121 | 23 | 34 | 2 | 0 | 0 | 23 | 36 | .298 | 17 | 0 | .13 | .357 | 3/1 | |
| T. Youngblood | .279 | 44/42 | 154 | 24 | 43 | 9 | 1 | 2 | 28 | 60 | .390 | 20 | 1 | .28 | .364 | 1/0 | |
| Chris Hart | .272 | 64/64 | 257 | 62 | 70 | 18 | 2 | 7 | 40 | 113 | .440 | 29 | 9 | .54 | .352 | 3/4 | |
| Derek Cromovner | .261 | 58/54 | 153 | 42 | 40 | 6 | 0 | 0 | 19 | 46 | .301 | 40 | 7 | 19 | .421 | 7/2 | |
| Andy Flagler | 1.000 | 2/0 | 2 | 0 | 2 | 1 | 0 | 3 | 0 | 3 | 1.500 | 0 | 0 | 0 | 1.000 | 0/0 | |
| John Moore | .500 | 12/0 | 2 | 2 | 1 | 0 | 0 | 0 | 1 | 1 | .500 | 1 | 1 | 0 | .750 | 0/0 | |
| Mark McQuogge | .333 | 9/0 | 6 | 3 | 2 | 0 | 0 | 0 | 2 | .333 | 2 | 0 | 1 | .500 | 0/0 | | |
| Todd O'Donnell | .258 | 30/16 | 62 | 9 | 16 | 2 | 0 | 0 | 6 | 21 | .339 | 8 | 0 | .9 | .343 | 1/0 | |
| Buck Miller | .200 | 10/0 | 10 | 1 | 2 | 0 | 1 | 0 | 2 | 4 | .400 | 1 | 0 | .3 | .273 | 0/0 | |
| Gary Gallagher | .125 | 13/0 | 8 | 2 | 1 | 0 | 0 | 0 | 1 | 1.25 | 3 | 0 | 2 | .333 | 0/1 | | |
| Allen Argenti | .000 | 1/0 | 0 | 0 | 0 | 0 | 0 | 0 | 0 | 0 | .000 | 0 | 1 | 0 | 1.000 | 0/0 | |
| Mickey Tomney | .000 | 5/0 | 4 | 1 | 0 | 0 | 0 | 0 | 0 | 0 | .000 | 0 | 1 | 0 | 1.000 | 0/0 | |
| Rick Davidson | .000 | 5/0 | 3 | 1 | 0 | 0 | 0 | 0 | 0 | 0 | .000 | 0 | 0 | 0 | 1.000 | 0/0 | |
| TOTALS | .309 | 64/64 | 2132 | 464 | 659 | 116 | 16 | 39 | 414 | 924 | .433 | 349 | 64 | .275 | .413 | 24/24 | 32-42 |
| OPPONENTS | .262 | 64/64 | 2084 | 304 | 545 | 93 | 10 | 41 | 273 | 781 | .375 | 236 | 18 | .424 | .338 | 15/20 | 46-82 |

| Player | ERA | W-L | G/GS | CG | SHO | SV | IP | H | R | ER | BB | SO | BF | Avg | WP | HB | PK | |
|---------------|------|------|-------|----|-----|----|-------|-----|----|----|----|----|----|-----|-----|------|------|---|
| T. Youngblood | 2.62 | 14-3 | 20/14 | 4 | 3 | 1 | 106.2 | 41 | 36 | 31 | 31 | 52 | 18 | 6 | 393 | .216 | 3 | |
| Mickey Tomney | 3.09 | 2-0 | 17/0 | 0 | 0 | 1 | 32.0 | 31 | 15 | 11 | 12 | 30 | 3 | 0 | 121 | .256 | 1 | |
| Mike Ferry | 3.15 | 2-2 | 30/0 | 0 | 0 | 8 | 45.2 | 40 | 20 | 16 | 16 | 52 | 5 | 0 | 2 | 174 | .230 | 2 |
| Scott Renner | 3.75 | 9-6 | 25/18 | 1 | 1 | 0 | 120.0 | 133 | 66 | 50 | 42 | 92 | 23 | 4 | 4 | 466 | .285 | 2 |
| Tommy Carter | 4.32 | 6-4 | 25/11 | 2 | 2 | 1 | 102.0 | 103 | 71 | 52 | 53 | 82 | 16 | 5 | 12 | 397 | .259 | 4 |
| Jason Hankins | 4.59 | 7-3 | 24/17 | 3 | 0 | 0 | 120.0 | 103 | 71 | 52 | 53 | 82 | 16 | 5 | 12 | 397 | .259 | 4 |
| Mark Fuller | 4.64 | 4-2 | 23/4 | 1 | 0 | 0 | 54.1 | 63 | 38 | 28 | 29 | 40 | 12 | 3 | 6 | 215 | .293 | 6 |
| Jeff Powell | 4.50 | 0-0 | 2/0 | 0 | 0 | 0 | 2.0 | 2 | 1 | 1 | 1 | 2 | 0 | 0 | 7 | | | |



YEAR-BY-YEAR RESULTS & TEAM STATS

Table with columns: Date, Opponent, Score, W/L. Rows include games from 2/8 to 4/2 against various opponents like Western Caro., West Florida, Clemson, etc.

1991 • 35-24, 14-12 SEC Head Coach: Hal Baird (1985-2000). Player stats table with columns: Player, AVG, GP/S, AB, R, H, 2B, 3B, HR, RBI, TB, SLG, BB, HB, SO, OBP%, SH/SF, SB-ATT. Includes totals and opponents.

Game results for 1991 season, including scores and W/L records for various opponents like Samford, Mississippi State, Bery College, etc.

Table with columns: Date, Opponent, Score, W/L. Rows include games from 2/21 to 4/4 against opponents like West Florida, Bery College, Jax/Ville State, etc.

1992 • 30-25, 10-14 SEC Head Coach: Hal Baird (1985-2000). Player stats table with columns: Player, AVG, GP/S, AB, R, H, 2B, 3B, HR, RBI, TB, SLG, BB, HB, SO, OBP%, SH/SF, SB-ATT. Includes totals and opponents.

Game results for 1992 season, including scores and W/L records for opponents like South Carolina, Alabama, Samford, etc.

MIDWEST REGIONAL

Table with columns: Date, Opponent, Score, W/L. Rows include regional games from 2/5 to 4/10 against opponents like Georgia Tech, Peppardine, Central Florida, etc.

1993 • 40-23, 17-11 SEC Head Coach: Hal Baird (1985-2000). Player stats table with columns: Player, AVG, GP/S, AB, R, H, 2B, 3B, HR, RBI, TB, SLG, BB, HB, SO, OBP%, SH/SF, SB-ATT. Includes totals and opponents.

Game results for 1993 season, including scores and W/L records for opponents like South Carolina, UAB, West Georgia, etc.



YEAR-BY-YEAR RESULTS & TEAM STATS

•COLLEGE WORLD SERIES•
•EAST REGIONAL CHAMPIONS•

| Date | Opponent | Score | W/L |
|------|-----------------------|----------|-----|
| 2/18 | @ LSU | 3-1 | W |
| 2/19 | @ New Orleans | 1-3 | L |
| 2/20 | @ Tulane | 5-2 | W |
| 2/26 | MIDDLE TENN. ST. | 19-3 (7) | W |
| 2/26 | MIDDLE TENN. ST. | 9-2 (7) | W |
| 2/27 | MIDDLE TENN. ST. | 11-9 | W |
| 3/2 | TROY STATE | 32-9 | W |
| 3/5 | JAXVILLE STATE | 6-11 | L |
| 3/6 | JAXVILLE STATE | 8-2 | W |
| 3/8 | at Samford | 12-3 | W |
| 3/10 | GEORGIA STATE | 18-13 | W |
| 3/19 | MURRAY STATE | 10-1 (7) | W |
| 3/19 | MURRAY STATE | 10-1 (7) | W |
| 3/21 | SIENAZ | 18-0 | W |
| 3/21 | SIENAZ | 15-1 | W |
| 3/22 | at Middle Tenn. State | 6-1 | W |
| 3/23 | at UAB | 3-9 | L |
| 3/25 | * GEORGIA | 23-1 | W |
| 3/26 | * GEORGIA | 9-5 | W |
| 3/27 | * GEORGIA | 12-13 | L |
| 3/30 | COLUMBUS COL. | 7-2 | W |
| 3/31 | GEORGIA STATE | 5-2 | W |
| 4/1 | * at Tennessee | 6-3 | W |
| 4/2 | * at Tennessee | 3-1 | W |
| 4/3 | * at Tennessee | 4-8 | L |
| 4/8 | * VANDERBILT | 5-3 | W |
| 4/9 | * VANDERBILT | 20-7 | W |
| 4/10 | * VANDERBILT | 10-3 | W |
| 4/11 | EAST TENN. STATE | 7-9 | L |
| 4/13 | B'HAM-SOUTHERN | 11-4 | W |
| 4/15 | * at Arkansas | 6-7 | L |
| 4/16 | * at Arkansas | 6-3 | W |
| 4/17 | * at Arkansas | 0-10 | L |

1994 • 44-21, 16-13 SEC
Head Coach: Hal Baird (1985-2000)

| Player | AVG | GP/S | AB | R | H | 2B | 3B | HR | RBI | TB | SLG | BB | HB | SO | GDP | OB% | SH/SF | SB-AT |
|---------------------|-------------|--------------|-------------|------------|------------|------------|-----------|-----------|------------|-------------|-------------|------------|-----------|------------|-----------|-------------|--------------|--------------|
| Jay Waggoner | .409 | 65/65 | 291 | 69 | 119 | 23 | 5 | 3 | 45 | 161 | .553 | 31 | 1 | 22 | 5 | .465 | 2/4 | 11-14 |
| Mark Bellhorn | .377 | 40/40 | 151 | 54 | 57 | 14 | 2 | 5 | 39 | 90 | .596 | 41 | 2 | 24 | 4 | .510 | 2/1 | 12-13 |
| Brandon Moore | .361 | 65/65 | 269 | 56 | 97 | 21 | 1 | 4 | 66 | 132 | .491 | 21 | 3 | 21 | 6 | .405 | 6/3 | 6-7 |
| Mike Killmest | .344 | 64/61 | 259 | 48 | 89 | 19 | 5 | 4 | 65 | 130 | .502 | 18 | 1 | 33 | 3 | .382 | 5/3 | 2-6 |
| Dallon Ruch | .331 | 54/35 | 157 | 24 | 52 | 11 | 0 | 5 | 30 | 78 | .497 | 19 | 0 | 21 | 5 | .401 | 1/3 | 1-1 |
| Ken Key | .305 | 53/40 | 184 | 26 | 50 | 5 | 1 | 2 | 25 | 63 | .384 | 15 | 3 | 22 | 0 | .374 | 0/7 | 4-5 |
| Kevin Chabot | .296 | 58/52 | 196 | 44 | 58 | 8 | 0 | 12 | 56 | 102 | .520 | 37 | 6 | 61 | 1 | .421 | 1/0 | 3-4 |
| Shawn McNally | .271 | 64/64 | 251 | 62 | 68 | 9 | 2 | 2 | 32 | 87 | .347 | 37 | 5 | 37 | 2 | .370 | 4/13 | 12-17 |
| Robert Lewis | .256 | 64/69 | 176 | 38 | 45 | 8 | 2 | 2 | 28 | 63 | .358 | 25 | 20 | 41 | 1 | .404 | 2/7 | 0-2 |
| Frank Sanders | .249 | 61/51 | 185 | 44 | 46 | 6 | 2 | 2 | 23 | 62 | .335 | 32 | 2 | 58 | 1 | .365 | 0/5 | 9-11 |
| Russell Whittenburg | .307 | 53/31 | 127 | 19 | 39 | 6 | 0 | 0 | 18 | 45 | .354 | 13 | 3 | 22 | 0 | .382 | 1/4 | 3-4 |
| Peter Kanakis | .250 | 11/0 | 12 | 1 | 3 | 0 | 0 | 0 | 2 | 3 | .250 | 0 | 1 | 1 | 1 | .286 | 1/0 | 0-0 |
| Bryan Walker | .250 | 6/0 | 4 | 2 | 1 | 0 | 0 | 0 | 0 | 1 | .250 | 0 | 0 | 0 | 0 | .250 | 0/0 | 0-0 |
| Rob Macrory | .236 | 39/20 | 72 | 14 | 17 | 3 | 0 | 1 | 7 | 23 | .319 | 15 | 1 | 12 | 0 | .371 | 1/5 | 1-1 |
| Reggie Hightower | .231 | 11/2 | 13 | 2 | 3 | 0 | 0 | 0 | 0 | 9 | .385 | 4 | 0 | 4 | 1 | .412 | 0/0 | 0-0 |
| TOTALS | .320 | 65/65 | 2327 | 503 | 744 | 133 | 21 | 42 | 445 | 1045 | .449 | 308 | 48 | 379 | 30 | .406 | 26/52 | 64-85 |
| OPPONENTS | .253 | 65/65 | 2207 | 291 | 558 | 105 | 12 | 34 | 268 | 789 | .357 | 211 | 39 | 512 | 22 | .327 | 16/27 | 72-83 |

| Player | FRA | W-L | G/S | CG | SHO | SV | IP | H | R | ER | BB | SO | 2B | 3B | HR | BF | Avg | WP | HB | BK |
|------------------|-------------|--------------|--------------|----------|------------|-----------|--------------|------------|------------|------------|------------|------------|------------|-----------|-----------|-------------|-------------|-----------|-----------|----------|
| John Powell | 2.22 | 5-4 | 16/15 | 1 | 1/1 | 1 | 89.1 | 77 | 28 | 22 | 22 | 130 | 15 | 0 | 6 | 342 | .225 | 7 | 4 | 0 |
| Jason LeBoeuf | 3.02 | 4-2 | 22/3 | 0 | 0/0 | 1 | 56.2 | 52 | 25 | 19 | 19 | 52 | 13 | 0 | 3 | 214 | .243 | 1 | 5 | 0 |
| Kevin Humphreys | 3.66 | 12-4 | 23/21 | 3 | 0/0 | 1 | 142.2 | 137 | 69 | 58 | 42 | 85 | 24 | 1 | 9 | 551 | .249 | 4 | 6 | 0 |
| Chris Morrison | 4.17 | 9-2 | 19/15 | 0 | 0/1 | 0 | 105.2 | 109 | 53 | 49 | 34 | 74 | 23 | 6 | 4 | 416 | .262 | 7 | 6 | 1 |
| Ryan Halla | 4.22 | 9-5 | 33/7 | 0 | 0/1 | 7 | 98.0 | 94 | 57 | 46 | 39 | 108 | 12 | 2 | 9 | 376 | .250 | 6 | 8 | 0 |
| Todd Gober | 3.09 | 0-1 | 7/0 | 0 | 0/0 | 1 | 11.2 | 7 | 5 | 4 | 8 | 11 | 1 | 1 | 1 | 40 | .175 | 0 | 1 | 1 |
| Shawn McNally | 4.70 | 2-1 | 14/1 | 0 | 0/1 | 1 | 15.1 | 17 | 12 | 8 | 15 | 13 | 5 | 0 | 0 | 59 | .288 | 4 | 0 | 1 |
| Lance Tolbert | 6.04 | 0-1 | 12/3 | 0 | 0/0 | 1 | 22.1 | 30 | 18 | 15 | 8 | 20 | 7 | 0 | 0 | 97 | .309 | 4 | 4 | 0 |
| Michael McKenna | 6.55 | 2-0 | 13/0 | 0 | 0/0 | 0 | 22.0 | 25 | 17 | 16 | 20 | 3 | 1 | 0 | 0 | 85 | .294 | 5 | 5 | 0 |
| Troy Kozak | 9.95 | 0-1 | 5/0 | 0 | 0/0 | 1 | 6.1 | 10 | 7 | 7 | 4 | 4 | 2 | 1 | 2 | 27 | .370 | 0 | 0 | 1 |
| TOTALS | 3.85 | 43-21 | 65/65 | 4 | 3/2 | 11 | 570.0 | 558 | 291 | 244 | 211 | 512 | 105 | 12 | 34 | 2207 | .253 | 38 | 39 | 3 |
| OPPONENTS | 6.53 | 21-43 | 65/65 | 5 | 2/0 | 11 | 553.0 | 744 | 503 | 401 | 308 | 379 | 133 | 21 | 42 | 2327 | .320 | 66 | 48 | 2 |

| | | | |
|------|---------------------|-----------|---|
| 4/19 | MERCER | 3-4 | L |
| 4/20 | MERCER | 7-6 | W |
| 4/22 | * MISSISSIPPI STATE | 1-4 (10) | L |
| 4/23 | * MISSISSIPPI STATE | 19-5 | W |
| 4/24 | * MISSISSIPPI STATE | 4-2 | W |
| 4/26 | at UAB | 7-2 | W |
| 4/27 | SAMFORD | 9-8 | W |
| 4/29 | * at Ole Miss | 0-2 | L |
| 4/30 | * at Ole Miss | 3-8 | L |
| 5/1 | * at Ole Miss | 5-3 | W |
| 5/2 | Troy State (M) | 3-6 | L |
| 5/4 | Alabama (M) | 8-7 | W |
| 5/6 | * LSU | 6-13 (10) | L |
| 5/7 | * LSU | 3-4 | L |
| 5/8 | * LSU | 3-4 | L |
| 5/10 | RADFORD | 4-2 (7) | W |
| 5/10 | RADFORD | 7-3 (7) | W |
| 5/11 | UAB | 9-3 | W |
| 5/12 | * Alabama (H) | 5-6 | L |
| 5/13 | * at Alabama | 5-4 | W |
| 5/14 | * at Alabama | 6-3 | W |
| 5/19 | # Arkansas | 3-1 (17) | W |
| 5/20 | # Mississippi State | 2-1 | W |
| 5/21 | # LSU | 2-3 | L |
| 5/21 | # Mississippi State | 9-5 | W |
| 5/22 | # LSU | 4-5 | L |
| 5/26 | ! Virginia Tech | 7-0 | W |
| 5/27 | ! Old Dominion | 11-8 (10) | W |
| 5/28 | ! at Clemson | 11-5 | W |
| 5/29 | ! Notre Dame | 8-0 | W |
| 6/4 | S Oklahoma | 4-5 | L |
| 6/6 | S Miami Fla. | 5-7 | L |

@ Winn-Dixie (New Orleans, LA-2nd)
SEC West Tm. (Oxford, MS-2nd)
! East Regional (Clemson, SC-1st)
S CMS (Omaha, NE-7th)

•SEC WEST CHAMPIONS•
•MIDWEST II REGIONAL•

| Date | Opponent | Score | W/L |
|------|-------------------|----------|-----|
| 2/18 | LOUISVILLE | 6-3 | W |
| 2/19 | LOUISVILLE | 9-2 | W |
| 2/21 | B'HAM-SOU. | 6-7 (10) | L |
| 2/22 | at Samford | 3-4 (10) | L |
| 2/25 | @Ohio State | 9-5 | W |
| 2/26 | @at South Alabama | 9-6 | W |
| 3/1 | TROY STATE | 11-7 | W |
| 3/2 | at UAB | 9-6 | W |
| 3/4 | MIDDLE TENN. ST. | 12-2 | W |
| 3/6 | UNC-GREENSBORO | 9-1 | W |
| 3/7 | UNC-GREENSBORO | 5-2 | W |
| 3/7 | WINTHROP | 1-11 | L |
| 3/8 | UNC-GREENSBORO | 7-6 | W |
| 3/10 | WINTHROP | 5-3 | W |
| 3/10 | PENN STATE | 9-2 | W |
| 3/11 | PENN STATE | 8-5 | W |
| 3/12 | PENN STATE | 14-0 | W |
| 3/17 | EASTERN MICH. | 19-3 | W |
| 3/18 | EASTERN MICH. | 11-4 | W |
| 3/19 | EASTERN MICH. | 7-4 | W |
| 3/22 | at UAB | 16-2 | W |
| 3/24 | * at Georgia | 5-4 | W |
| 3/25 | * at Georgia | 9-4 | W |
| 3/26 | * at Georgia | 2-0 | W |
| 3/28 | SAMFORD | 14-5 | W |
| 3/29 | Alabama (Hvr) | 6-1 | W |
| 3/31 | * TENNESSEE | 6-13 | L |
| 4/1 | * TENNESSEE | 5-1 | W |
| 4/2 | * TENNESSEE | 11-3 | W |
| 4/4 | Alabama (H) | 10-8 | W |
| 4/7 | * at Vanderbilt | 15-3 | W |
| 4/8 | * at Vanderbilt | 13-12 | W |

1995 • 50-13, 19-8 SEC
Head Coach: Hal Baird (1985-2000)

| Player | AVG | GP/S | AB | R | H | 2B | 3B | HR | RBI | TB | SLG | BB | HB | SO | GDP | OB% | SH/SF | SB-AT |
|------------------|-------------|--------------|-------------|------------|------------|------------|-----------|-----------|------------|-------------|-------------|------------|-----------|------------|-----------|-------------|--------------|--------------|
| Shawn McNally | .396 | 46/46 | 187 | 39 | 74 | 10 | 1 | 6 | 44 | 104 | .556 | 23 | 3 | 23 | 5 | .465 | 2/2 | 10-13 |
| Mark Bellhorn | .342 | 63/63 | 243 | 66 | 83 | 18 | 5 | 12 | 60 | 147 | .605 | 57 | 2 | 52 | 6 | .467 | 2/0 | 11-13 |
| Jay Waggoner | .325 | 63/63 | 268 | 59 | 87 | 23 | 2 | 7 | 58 | 135 | .504 | 28 | 3 | 25 | 8 | .389 | 4/5 | 5-8 |
| Mark Weeks | .317 | 59/59 | 227 | 37 | 72 | 20 | 1 | 2 | 39 | 100 | .441 | 14 | 0 | 36 | 7 | .350 | 5/6 | 2-7 |
| Kevin Chabot | .317 | 63/63 | 218 | 52 | 69 | 24 | 0 | 12 | 66 | 129 | .592 | 51 | 1 | 77 | 2 | .446 | 1/0 | 3-5 |
| Ken Key | .306 | 63/63 | 245 | 65 | 75 | 19 | 3 | 2 | 31 | 106 | .433 | 32 | 7 | 44 | 4 | .399 | 2/13 | 11-13 |
| Kidby Clark | .301 | 60/58 | 206 | 36 | 62 | 11 | 2 | 4 | 38 | 89 | .432 | 19 | 4 | 34 | 6 | .368 | 2/2 | 0-4 |
| Dallon Ruch | .297 | 57/46 | 175 | 31 | 52 | 16 | 1 | 3 | 47 | 79 | .451 | 25 | 5 | 27 | 5 | .392 | 4/1 | 0-4 |
| Rob Macrory | .268 | 60/60 | 213 | 45 | 57 | 3 | 1 | 0 | 21 | 62 | .291 | 36 | 8 | 26 | 6 | .393 | 0/19 | 4-8 |
| R. Whittenburg | .237 | 45/20 | 76 | 24 | 18 | 5 | 0 | 0 | 7 | 23 | .303 | 19 | 3 | 15 | 3 | .408 | 0/4 | 2-5 |
| Josh Etheredge | .214 | 39/25 | 84 | 19 | 18 | 3 | 1 | 2 | 19 | 29 | .345 | 14 | 2 | 30 | 3 | .327 | 4/1 | 0-0 |
| David Dews | .214 | 16/1 | 14 | 5 | 3 | 0 | 0 | 0 | 1 | 3 | .214 | 1 | 1 | 5 | 0 | .313 | 0/0 | 0-0 |
| Brett Blalock | .200 | 11/0 | 5 | 2 | 1 | 0 | 0 | 0 | 0 | 1 | .200 | 0 | 1 | 0 | 0 | .200 | 0/1 | 0-0 |
| Peter Kanakis | .167 | 19/0 | 12 | 0 | 2 | 0 | 0 | 0 | 3 | 2 | .167 | 1 | 0 | 4 | 0 | .231 | 0/1 | 0-0 |
| Chad Stelmok | .000 | 2/0 | 1 | 0 | 0 | 0 | 0 | 0 | 1 | 0 | .000 | 0 | 0 | 0 | 0 | .000 | 1/0 | 0-0 |
| TOTALS | .310 | 63/63 | 2174 | 480 | 673 | 152 | 17 | 50 | 435 | 1009 | .464 | 320 | 39 | 399 | 55 | .403 | 27/55 | 48-76 |
| OPPONENTS | .249 | 63/63 | 2169 | 276 | 541 | 95 | 12 | 37 | 248 | 771 | .355 | 169 | 36 | 448 | 49 | .311 | 21/24 | 41-63 |

| Player | FRA | W-L | G/S | CG | SHO | SV | IP | H | R | ER | BB | SO | 2B | 3B | HR | BF | Avg | WP | HB | BK |
|----------------|------|------|-------|----|-----|----|-------|-----|----|----|----|----|----|----|----|-----|------|----|----|----|
| Chris Morrison | 2.70 | 12-2 | 19/17 | 4 | 0/1 | 0 | 116.2 | 122 | 56 | 35 | 15 | 75 | 20 | 1 | 6 | 453 | .238 | 8 | 6 | 0 |
| Ryan Halla | 3.07 | 16-3 | 24/24 | 3 | | | | | | | | | | | | | | | | |



YEAR-BY-YEAR RESULTS & TEAM STATS

Table with columns: Date, Opponent, Score, W/L. Lists game results from 2/9 to 4/6.

1996 • 37-24, 12-18 SEC Head Coach: Hal Baird (1985-2000). Player stats table with columns: Player, AVG, GP/S, AB, R, H, 2B, 3B, HR, RBI, TB, SLG, BB, HB, SO, GDP, ORB%, SH/SF, SB-AT.

Summary table with columns: Date, Opponent, Score, W/L. Lists game results from 4/7 to 5/12.

•COLLEGE WORLD SERIES• •EAST REGIONAL CHAMPIONS• Table with columns: Date, Opponent, Score, W/L. Lists game results from 2/7 to 4/5.

1997 • 50-17, 17-12 SEC Head Coach: Hal Baird (1985-2000). Player stats table with columns: Player, AVG, GP/S, AB, R, H, 2B, 3B, HR, RBI, TB, SLG, BB, HB, SO, GDP, ORB%, SH/SF, SB-AT.

Summary table with columns: Date, Opponent, Score, W/L. Lists game results from 4/6 to 6/3.

@ Coca-Cola Classic (Mobile, AL-3rd) # SEC Tour. (Columbus, GA-4th) ! East Regional (Tallahassee, FL-1st) S CWS (Omaha, NE-15th)





YEAR-BY-YEAR RESULTS & TEAM STATS

•SEC TOURNAMENT CHAMPIONS•
•ATLANTIC II REGIONAL•

| Date | Opponent | Score | W/L |
|------|-------------------|-----------|-----|
| 2/7 | + South Florida | 3-4 | L |
| 2/7 | + Central Florida | 4-0 | W |
| 2/8 | + Clemson | 4-9 | L |
| 2/10 | WINTHROP | 9-5 | W |
| 2/13 | VCU | 12-3 | W |
| 2/14 | VCU | 4-1 | W |
| 2/15 | VCU | 13-4 | W |
| 2/20 | UNC-CHARLOTTE | 13-9 | W |
| 2/21 | UNC-CHARLOTTE | 23-5 | W |
| 2/24 | FLORIDA ATLANTIC | 12-6 | W |
| 2/25 | FLORIDA ATLANTIC | 8-1 | W |
| 2/26 | @ Samford | 7-4 | W |
| 2/28 | APPALACHIAN STATE | 6-2 | W |
| 3/1 | APPALACHIAN STATE | 13-3 | W |
| 3/3 | DAVIDSON | 20-7 | W |
| 3/4 | DAVIDSON | 12-0 | W |
| 3/6 | * at Ole Miss | 5-6 [10] | L |
| 3/8 | * at Ole Miss | 7-5 [8] | W |
| 3/10 | RADFORD | 19-3 | W |
| 3/11 | RADFORD | 12-1 | W |
| 3/13 | * LSU | 8-11 [12] | L |
| 3/14 | * LSU | 14-7 | W |
| 3/15 | * LSU | 15-8 | W |
| 3/20 | * at Georgia | 7-5 | W |
| 3/21 | * at Georgia | 9-4 | W |
| 3/22 | * at Georgia | 19-5 | W |
| 3/24 | UAB | 4-3 | W |
| 3/27 | * SOUTH CAROLINA | 2-6 | L |
| 3/28 | * SOUTH CAROLINA | 6-7 | L |
| 3/29 | * SOUTH CAROLINA | 6-11 [10] | L |
| 4/1 | at UAB | 8-4 | W |
| 4/3 | * VANDERBILT | 12-1 | W |

1998 • 46-18, 16-12 SEC
Head Coach: Hal Baird (1985-2000)

| Player | AVG | GP/S | AB | R | H | 2B | 3B | HR | RBI | TB | SIG | BB | SO | GDP | OB% | SH/SE | SB-AT |
|------------------|-------------|--------------|-------------|------------|------------|------------|-----------|-----------|------------|-------------|-------------|------------|-----------|------------|-----------|-------------|--------------|
| Scott Proff | .407 | 64/64 | 258 | 82 | 105 | 21 | 6 | 11 | 59 | 171 | .663 | 51 | 2 | 41 | 2 | .503 | 3/3 |
| Todd Faulkner | .382 | 55/51 | 220 | 53 | 84 | 14 | 1 | 20 | 65 | 160 | .727 | 17 | 0 | 40 | 7 | .424 | 1/0 |
| Heath Kelly | .374 | 63/63 | 238 | 62 | 89 | 17 | 4 | 6 | 57 | 132 | .555 | 30 | 6 | 48 | 1 | .453 | 2/8 |
| Chad Wandall | .350 | 64/63 | 237 | 60 | 83 | 23 | 1 | 6 | 46 | 126 | .532 | 32 | 5 | 44 | 2 | .429 | 6/3 |
| Josh Etheredge | .340 | 63/63 | 247 | 71 | 84 | 19 | 1 | 21 | 90 | 168 | .680 | 44 | 5 | 62 | 6 | .445 | 3/0 |
| Jamie Kersh | .333 | 52/52 | 198 | 46 | 66 | 14 | 3 | 5 | 46 | 101 | .510 | 33 | 3 | 39 | 4 | .429 | 4/1 |
| Casey Dunn | .320 | 64/64 | 275 | 61 | 88 | 18 | 0 | 10 | 67 | 136 | .495 | 24 | 2 | 27 | 14 | .368 | 9/0 |
| Hayden Gliemmo | .319 | 40/39 | 141 | 37 | 45 | 8 | 0 | 3 | 22 | 62 | .440 | 18 | 2 | 21 | 6 | .404 | 0/2 |
| Dominic Rich | .317 | 64/64 | 249 | 67 | 79 | 14 | 2 | 5 | 54 | 112 | .450 | 55 | 9 | 36 | 5 | .448 | 6/2 |
| Malton Kent | .308 | 48/44 | 107 | 23 | 33 | 8 | 1 | 0 | 15 | 43 | .402 | 14 | 1 | 21 | 1 | .390 | 1/5 |
| Derek Reif | .271 | 34/24 | 96 | 20 | 26 | 6 | 0 | 0 | 15 | 32 | .333 | 18 | 5 | 12 | 1 | .405 | 2/2 |
| Paul Turco | .176 | 18/2 | 17 | 4 | 3 | 2 | 0 | 0 | 3 | 5 | .294 | 5 | 0 | 5 | 1 | .364 | 0/0 |
| Jonathan Benick | .129 | 17/6 | 31 | 4 | 4 | 1 | 0 | 0 | 2 | 5 | .161 | 1 | 2 | 9 | 0 | .206 | 0/0 |
| Joseph Zanthos | .000 | 12/0 | 10 | 5 | 0 | 0 | 0 | 0 | 0 | 0 | .000 | 4 | 1 | 3 | 0 | .333 | 0/0 |
| Sim Oliver | .000 | 1/0 | 0 | 0 | 0 | 0 | 0 | 0 | 0 | 0 | .000 | 0 | 0 | 0 | 0 | .000 | 0/0 |
| TOTALS | .340 | 64/64 | 2324 | 595 | 789 | 165 | 19 | 87 | 541 | 1253 | .539 | 346 | 43 | 408 | 50 | .428 | 37/26 |
| OPPONENTS | .271 | 64/64 | 2224 | 342 | 603 | 125 | 9 | 72 | 322 | 962 | .433 | 202 | 28 | 472 | 56 | .337 | 16/19 |

| Player | FRA | W-L | G/GS | CG | SHO | SV | IP | H | R | ER | BB | SO | 2B | 3B | HR | BF | Avg | WP | HB | BK |
|------------------|-------------|--------------|--------------|----------|------------|----------|--------------|------------|------------|------------|------------|------------|------------|-----------|-----------|-------------|-------------|-----------|-----------|----------|
| Colter Bean | 3.56 | 4-3 | 29/0 | 0 | 0/2 | 7 | 65.2 | 63 | 36 | 26 | 22 | 57 | 15 | 0 | 4 | 252 | .250 | 2 | 10 | 0 |
| Brent Schoening | 3.88 | 11-5 | 18/17 | 1 | 0/2 | 0 | 111.1 | 101 | 55 | 48 | 46 | 111 | 20 | 1 | 19 | 429 | .235 | 5 | 3 | 0 |
| Eric Wood | 4.84 | 4-0 | 24/2 | 0 | 0/2 | 0 | 57.2 | 69 | 36 | 31 | 9 | 34 | 13 | 1 | 7 | 233 | .296 | 3 | 1 | 0 |
| Chris Boorchuck | 4.94 | 8-2 | 20/9 | 0 | 0/2 | 1 | 54.2 | 59 | 32 | 30 | 28 | 44 | 9 | 0 | 6 | 217 | .272 | 11 | 2 | 1 |
| Hayden Gliemmo | 4.94 | 13-3 | 21/19 | 2 | 0/1 | 0 | 118.1 | 125 | 72 | 65 | 43 | 104 | 22 | 3 | 19 | 465 | .269 | 11 | 6 | 0 |
| Kevin Knorst | 5.76 | 5-4 | 19/15 | 0 | 0/1 | 0 | 79.2 | 93 | 60 | 51 | 33 | 61 | 27 | 2 | 7 | 325 | .286 | 4 | 2 | 1 |
| Heath Kelly | 0.00 | 0-0 | 3/1 | 0 | 0/1 | 0 | 5.0 | 4 | 1 | 0 | 1 | 0 | 0 | 0 | 0 | 17 | .235 | 0 | 1 | 0 |
| Alex Merriott | 4.05 | 0-0 | 6/0 | 0 | 0/1 | 0 | 6.2 | 9 | 3 | 3 | 3 | 5 | 3 | 0 | 2 | 24 | .375 | 0 | 0 | 0 |
| J.D. Jackson | 5.73 | 1-1 | 15/0 | 0 | 0/1 | 0 | 22.0 | 22 | 14 | 14 | 4 | 25 | 5 | 0 | 1 | 88 | .250 | 2 | 1 | 0 |
| George Jones | 5.73 | 0-0 | 5/0 | 0 | 0/0 | 0 | 11.0 | 16 | 8 | 7 | 2 | 5 | 3 | 0 | 1 | 48 | .333 | 1 | 0 | 0 |
| Ellis McManus | 6.52 | 0-0 | 11/1 | 0 | 0/0 | 0 | 19.1 | 26 | 15 | 14 | 9 | 16 | 5 | 2 | 3 | 82 | .317 | 4 | 1 | 0 |
| Jon Renfro | 7.84 | 0-0 | 10/0 | 0 | 0/0 | 0 | 10.1 | 16 | 10 | 9 | 2 | 10 | 3 | 0 | 3 | 44 | .364 | 2 | 1 | 0 |
| TOTALS | 4.74 | 46-18 | 64/64 | 3 | 4/4 | 8 | 561.2 | 603 | 342 | 296 | 202 | 472 | 125 | 9 | 72 | 2224 | .271 | 45 | 28 | 2 |
| OPPONENTS | 8.50 | 18-46 | 64/64 | 1 | 1/1 | 6 | 541.0 | 789 | 595 | 511 | 346 | 408 | 165 | 19 | 87 | 2324 | .340 | 68 | 43 | 2 |

| | | | |
|------|---------------------|----------|---|
| 4/4 | * VANDERBILT | 8-6 | W |
| 4/5 | * VANDERBILT | 8-0 | W |
| 4/7 | VMI | 19-7 [7] | W |
| 4/10 | * at Arkansas | 11-2 | W |
| 4/11 | * at Arkansas | 6-5 | W |
| 4/12 | * at Arkansas | 2-4 | L |
| 4/17 | * MISSISSIPPI STATE | 4-13 | L |
| 4/18 | * MISSISSIPPI STATE | 0-8 | L |
| 4/21 | MERCER | 9-6 | W |
| 4/22 | SAMFORD | 12-2 | W |
| 4/24 | * at Tennessee | 1-5 | L |
| 4/25 | * at Tennessee | 22-8 | W |
| 4/26 | * at Tennessee | 11-8 | W |
| 4/29 | MERCER | 4-5 | L |
| 5/1 | * KENTUCKY | 7-10 | L |
| 5/2 | * KENTUCKY | 14-3 | W |
| 5/3 | * KENTUCKY | 15-2 | W |
| 5/5 | Troy State (M) | 10-0 | W |
| 5/6 | SAMFORD | 10-6 | W |
| 5/8 | * at Alabama | 7-9 | W |
| 5/9 | * at Alabama | 15-4 [8] | L |
| 5/10 | * at Alabama | 4-10 | L |
| 5/13 | # Alabama | 11-8 | W |
| 5/14 | # Florida | 6-4 | W |
| 5/16 | # Alabama | 3-4 | L |
| 5/16 | # Alabama | 9-1 | W |
| 5/17 | # Arkansas | 7-5 | W |
| 5/21 | ! Rutgers | 15-7 | L |
| 5/22 | ! Liberty | 3-2 | W |
| 5/23 | ! Rutgers | 7-4 | W |
| 5/23 | ! Oklahoma | 9-8 | W |
| 5/24 | ! at Florida State | 10-16 | L |

+ Olive Garden Classic (Kissimmee, FL)
SEC Tour. (Columbus, GA)
! East Regional (Tallahassee, FL)

•AUBURN REGIONAL CHAMPIONS•
•TALLAHASSEE SUPER REGIONAL•

| Date | Opponent | Score | W/L |
|------|----------------------|----------|-----|
| 1/29 | + Georgia Tech | 17-12 | W |
| 1/30 | + Virginia | 11-2 | W |
| 1/31 | + Maryland | 15-0 | W |
| 2/6 | UNC ASHEVILLE | 7-1 | W |
| 2/7 | UNC ASHEVILLE | 19-12 | W |
| 2/8 | UNC ASHEVILLE | 7-5 | W |
| 2/13 | @ Samford | 7-4 | W |
| 2/16 | TROY STATE | 5-12 | L |
| 2/19 | M. TENNESSEE ST. | 8-2 | W |
| 2/20 | M. TENNESSEE ST. | 2-5 | L |
| 2/21 | M. TENNESSEE ST. | 7-3 | W |
| 2/24 | MINNESOTA | 9-5 | W |
| 2/26 | RADFORD | 8-3 | W |
| 2/27 | RADFORD | 7-5 | W |
| 2/28 | RADFORD | 15-0 [7] | W |
| 3/2 | DAVIDSON | 16-0 [7] | W |
| 3/3 | DAVIDSON | 16-2 [7] | W |
| 3/5 | @ Wake Forest | 7-3 | W |
| 3/6 | @ West Virginia | 13-4 | W |
| 3/7 | @ Northwestern | 6-2 | W |
| 3/9 | VCU | 7-2 | W |
| 3/10 | VCU | 12-4 | W |
| 3/12 | * ARKANSAS | 11-4 | W |
| 3/13 | * ARKANSAS | 9-20 | L |
| 3/14 | * ARKANSAS | 13-12 | W |
| 3/19 | * at Vanderbilt | 4-2 | W |
| 3/20 | * at Vanderbilt | 6-5 [11] | W |
| 3/21 | * at Vanderbilt | 8-2 | W |
| 3/26 | * ALABAMA | 15-4 | W |
| 3/27 | * ALABAMA | 10-2 | W |
| 3/28 | * ALABAMA | 4-10 | L |
| 4/2 | * at Mississippi St. | 3-13 | L |
| 4/3 | * at Mississippi St. | 2-16 | L |

1999 • 46-19, 18-12 SEC
Head Coach: Hal Baird (1985-2000)

| Player | AVG | GP/S | AB | R | H | 2B | 3B | HR | RBI | TB | SIG | BB | SO | GDP | OB% | SH/SE | SB-AT | |
|------------------|-------------|--------------|-------------|------------|------------|------------|-----------|-----------|------------|-------------|-------------|------------|-----------|------------|-----------|-------------|--------------|-----|
| Malton Kent | .379 | 65/65 | 269 | 79 | 102 | 16 | 3 | 2 | 45 | 130 | .483 | 27 | 5 | 27 | 3 | .439 | 4/12 | |
| Casey Dunn | .379 | 65/65 | 269 | 70 | 102 | 19 | 1 | 16 | 86 | 171 | .636 | 33 | 4 | 26 | 5 | .446 | 6/1 | |
| Gabe Gross | .363 | 64/64 | 245 | 50 | 89 | 23 | 3 | 7 | 65 | 139 | .567 | 29 | 4 | 27 | 6 | .430 | 6/1 | |
| Hayden Gliemmo | .346 | 61/60 | 205 | 39 | 71 | 8 | 3 | 1 | 37 | 88 | .429 | 31 | 3 | 27 | 2 | .438 | 1/7 | |
| Jamie Kersh | .341 | 64/64 | 255 | 57 | 87 | 23 | 0 | 11 | 59 | 143 | .561 | 37 | 3 | 56 | 7 | .423 | 5/1 | |
| Dominic Rich | .320 | 65/65 | 266 | 68 | 85 | 15 | 3 | 2 | 47 | 112 | .421 | 55 | 4 | 37 | 5 | .440 | 2/7 | |
| Derek Reif | .308 | 45/27 | 117 | 20 | 36 | 11 | 2 | 1 | 23 | 54 | .462 | 14 | 0 | 21 | 2 | .376 | 2/0 | |
| Chad Wandall | .303 | 65/65 | 244 | 58 | 74 | 17 | 2 | 2 | 49 | 101 | .414 | 37 | 2 | 47 | 4 | .388 | 8/4 | |
| Todd Faulkner | .281 | 65/64 | 249 | 53 | 70 | 20 | 2 | 6 | 50 | 112 | .450 | 29 | 9 | 47 | 13 | .371 | 4/1 | |
| John Tyler | .279 | 45/40 | 122 | 31 | 34 | 1 | 0 | 1 | 23 | 38 | .311 | 18 | 12 | 28 | 0 | .418 | 1/8 | |
| Kevin Dees | .500 | 4/0 | 2 | 1 | 1 | 0 | 0 | 0 | 0 | 0 | 1 | .500 | 1 | 0 | 1 | 0 | .667 | 0/0 |
| Andrew Slater | .313 | 9/3 | 16 | 2 | 5 | 1 | 0 | 0 | 0 | 0 | 6 | .375 | 2 | 0 | 0 | 0 | .389 | 0/0 |
| Lynn Shoop | .250 | 16/0 | 8 | 3 | 2 | 0 | 0 | 0 | 0 | 1 | 2 | .250 | 3 | 0 | 3 | 0 | .455 | 0/0 |
| Tucker Dearth | .217 | 31/2 | 23 | 6 | 5 | 2 | 0 | 0 | 4 | 7 | .304 | 3 | 1 | 8 | 0 | .321 | 1/2 | |
| Collin Holder | .188 | 16/3 | 16 | 7 | 3 | 1 | 1 | 1 | 6 | 9 | .563 | 5 | 0 | 6 | 0 | .381 | 0/1 | |
| Joseph Zanthos | .188 | 13/1 | 16 | 2 | 3 | 0 | 0 | 0 | 3 | 188 | 0 | 1 | 7 | 0 | .235 | 0/0 | | |
| Kevin Knorst | .000 | 1/0 | 1 | 0 | 0 | 0 | 0 | 0 | 0 | 0 | .000 | 0 | 0 | 0 | 0 | .000 | 0/0 | |
| Paul Turco | .000 | 1/0 | 0 | 0 | 0 | 0 | 0 | 0 | 0 | 0 | .000 | 0 | 0 | 0 | 0 | .000 | 0/0 | |
| TOTALS | .331 | 65/65 | 2323 | 546 | 769 | 157 | 20 | 50 | 495 | 1116 | .480 | 324 | 48 | 368 | 47 | .417 | 40/45 | |
| OPPONENTS | .276 | 65/65 | 2301 | 380 | 634 | 109 | 8 | 65 | 343 | 954 | .415 | 206 | 37 | 554 | 27 | .342 | 21/19 | |

| Player | FRA | W-L |
|--------|-----|-----|
|--------|-----|-----|



YEAR-BY-YEAR RESULTS & TEAM STATS

Table with columns: Date, Opponent, Score, W/L. Rows include games from 2/5 to 3/31 against various opponents like Winthrop, Furman, Mercer, etc.

2000 • 41-20, 17-13 SEC. Head Coach: Hal Baird (1983-2000). Player stats table with columns: Player, AVG, GP/S, AB, R, H, 2B, 3B, HR, RBI, TB, SLG, BB, HB, SO, GDP, ORB%, SH/SF, SB-AT.

Results table with columns: Date, Opponent, Score, W/L. Rows include games from 4/1 to 5/27 against opponents like LSU, Mercer, Ole Miss, etc.

Table with columns: Date, Opponent, Score, W/L. Rows include games from 2/2 to 4/8 against opponents like W. Carolina, Mercer, VCU, etc.

2001 • 37-21, 15-15 SEC. Head Coach: Steve Renfro (2001-2004). Player stats table with columns: Player, AVG, GP/S, AB, R, H, 2B, 3B, HR, RBI, TB, SLG, BB, HB, SO, GDP, ORB%, SH/SF, SB-AT.

Results table with columns: Date, Opponent, Score, W/L. Rows include games from 4/10 to 5/27 against opponents like Samford, Arkansas, Alabama, etc.





YEAR-BY-YEAR RESULTS & TEAM STATS

| •TUSCALOOSA REGIONAL• | | | | |
|-----------------------|------------------|----------|-----|--|
| Date | Opponent | Score | W/L | |
| 2/8 | VCU | 11-3 | W | |
| 2/9 | VCU | 9-4 | W | |
| 2/10 | VCU | 8-2 | W | |
| 2/12 | SAMFORD | 2-5 | L | |
| 2/15 | MARSHALL | 11-5 | W | |
| 2/16 | MARSHALL | 21-4 | W | |
| 2/17 | MARSHALL | 15-6 | W | |
| 2/19 | TROY STATE | 13-0 | W | |
| 2/22 | at Clemson | 4-7 | L | |
| 2/23 | at Clemson | 5-8 | L | |
| 2/24 | at Clemson | 5-6 | L | |
| 3/1 | MURRAY STATE | 5-3 | W | |
| 3/2 | MURRAY STATE | 9-0 | W | |
| 3/3 | MURRAY STATE | 12-2 [7] | W | |
| 3/5 | at UAB | 13-1 | W | |
| 3/6 | at Samford | 6-4 | W | |
| 3/8 | NORTH CAROLINA | 6-5 | W | |
| 3/9 | NORTH CAROLINA | 7-5 | W | |
| 3/10 | NORTH CAROLINA | 11-5 | W | |
| 3/15 | * KENTUCKY | 1-3 | L | |
| 3/16 | * KENTUCKY | 4-3 | W | |
| 3/17 | * KENTUCKY | 5-0 | W | |
| 3/19 | UAB | 9-2 | W | |
| 3/22 | * at Tennessee | 3-0 | W | |
| 3/23 | * at Tennessee | 2-5 | L | |
| 3/24 | * at Tennessee | 8-1 | W | |
| 3/29 | * at Florida | 8-3 | W | |
| 3/30 | * at Florida | 5-9 | L | |
| 3/31 | * at Florida | 1-6 | L | |
| 4/2 | MERCER | 3-2 | W | |
| 4/3 | at South Alabama | 6-1 | W | |
| 4/5 | * LSU | 4-9 | L | |
| 4/6 | * LSU | 11-3 | W | |
| 4/7 | * LSU | 5-9 | L | |
| 4/9 | GEORGIA TECH | 5-9 | L | |
| 4/12 | * at Ole Miss | 10-3 | W | |

| 2002 • 34-26, 15-15 SEC Head Coach: Steve Renfro (2001-2004) | | | | | | | | | | | | | | | | | | | | | |
|---|-------------|--------------|--------------|------------|------------|------------|--------------|------------|------------|------------|-------------|------------|------------|------------|------------|-------------|--------------|--------------|-----------|-----------|---|
| Player | AVG | GP/S | AB | R | H | 2B | 3B | HR | RBI | TB | SLG | BB | SO | GDP | OB% | SH/IF | SB-AT | | | | |
| Janon Moran | .365 | 60/60 | 266 | 59 | 97 | 11 | 3 | 3 | 41 | 123 | .462 | 9 | 3 | 21 | .4 | .391 | 1/2 | 18-22 | | | |
| Bobby Huddleston | .355 | 54/54 | 203 | 46 | 72 | 21 | 0 | 11 | 49 | 126 | .421 | 22 | 7 | 19 | .5 | .428 | 4/0 | 0-0 | | | |
| Mike Mueller | .346 | 27/25 | 81 | 10 | 28 | 8 | 0 | 4 | 22 | 48 | .593 | 14 | 1 | 25 | .0 | .443 | 1/0 | 0-0 | | | |
| Tug Hulett | .308 | 57/56 | 201 | 44 | 62 | 16 | 1 | 0 | 31 | 80 | .398 | 26 | 4 | 31 | .4 | .393 | 3/4 | 5-6 | | | |
| Trent Pratt | .308 | 58/56 | 221 | 38 | 68 | 18 | 0 | 8 | 54 | 110 | .498 | 23 | 4 | 34 | .6 | .380 | 2/0 | 2-2 | | | |
| Jonathan Schuerholz | .302 | 59/49 | 192 | 49 | 58 | 6 | 0 | 0 | 17 | 64 | .333 | 29 | 7 | 26 | .3 | .412 | 0/3 | 19-22 | | | |
| Scott Schade | .296 | 59/55 | 213 | 31 | 63 | 14 | 0 | 7 | 48 | 98 | .460 | 17 | 4 | 48 | .4 | .351 | 5/2 | 0-0 | | | |
| Sean Gamble | .276 | 58/49 | 203 | 38 | 56 | 7 | 2 | 3 | 31 | 76 | .374 | 14 | 6 | 33 | .2 | .336 | 3/8 | 2-2 | | | |
| Doug Vines | .273 | 50/37 | 150 | 20 | 41 | 6 | 0 | 1 | 18 | 50 | .333 | 16 | 3 | 29 | .3 | .353 | 1/2 | 9-10 | | | |
| Chuck Jeroloman | .246 | 60/55 | 187 | 30 | 46 | 10 | 1 | 1 | 18 | 61 | .326 | 20 | 0 | 42 | .3 | .317 | 1/19 | 0-0 | | | |
| Matt Grooms | .243 | 28/20 | 74 | 11 | 18 | 3 | 0 | 1 | 11 | 24 | .324 | 9 | 1 | 10 | 1 | .326 | 2/0 | 1-1 | | | |
| Josh Todd | .238 | 26/22 | 80 | 12 | 19 | 4 | 0 | 2 | 14 | 29 | .363 | 8 | 0 | 23 | .2 | .300 | 2/3 | 0-0 | | | |
| Kyle Bohm | .385 | 11/1 | 13 | 0 | 5 | 1 | 0 | 0 | 0 | 6 | .462 | 4 | 0 | 1 | 1 | .529 | 0/0 | 0-0 | | | |
| Lance Reynolds | .333 | 7/1 | 6 | 2 | 2 | 2 | 0 | 0 | 0 | 4 | .667 | 0 | 1 | 3 | 0 | .429 | 0/0 | 0-0 | | | |
| Trent Wilson | .273 | 15/0 | 11 | 4 | 3 | 1 | 0 | 0 | 1 | 4 | .364 | 0 | 0 | 4 | 0 | .273 | 0/0 | 0-0 | | | |
| John Tyler | .083 | 20/0 | 12 | 4 | 1 | 0 | 0 | 0 | 2 | 1 | .083 | 3 | 0 | 4 | 0 | .267 | 0/0 | 0-0 | | | |
| Sean Jones | .000 | 1/0 | 1 | 0 | 0 | 0 | 0 | 0 | 0 | 0 | .000 | 0 | 0 | 1 | 0 | .000 | 0/0 | 0-0 | | | |
| Eric Brandon | .000 | 1/1 | 1 | 0 | 0 | 0 | 0 | 0 | 0 | 0 | .000 | 0 | 0 | 1 | 0 | .000 | 0/0 | 0-0 | | | |
| Steven Register | .000 | 1/0 | 1 | 0 | 0 | 0 | 0 | 0 | 0 | 0 | .000 | 0 | 0 | 1 | 0 | .000 | 0/0 | 0-0 | | | |
| Josh Boyd | .000 | 3/0 | 0 | 1 | 0 | 0 | 0 | 0 | 0 | 0 | .000 | 1 | 0 | 0 | 0 | 1.000 | 0/0 | 0-0 | | | |
| TOTALS | .302 | 60/60 | 2116 | 399 | 639 | 128 | 7 | 41 | 357 | 904 | .427 | 215 | 41 | 356 | .38 | .373 | 25/43 | 56-66 | | | |
| OPPONENTS | .277 | 60/60 | 2038 | 324 | 564 | 120 | 14 | 53 | 296 | 871 | .427 | 165 | 47 | 361 | .45 | .342 | 20/28 | 49-65 | | | |
| Player | FRA | W-L | G/GS | CG | SHO | SV | IP | H | R | ER | BB | SO | 2B | 3B | HR | BF | Avg | WP | HB | BK | |
| Mike Mueller | 3.00 | 2-2 | 17/4 | 0 | 0/0 | 0 | 30.0 | 24 | 14 | 10 | 17 | 20 | 5 | 0 | 3 | 105 | .229 | 2 | 4 | 0 | |
| Steven Register | 3.00 | 5-0 | 16/0 | 0 | 0/1 | 1 | 21.0 | 24 | 13 | 7 | 6 | 26 | 6 | 0 | 0 | 88 | .273 | 1 | 5 | 0 | |
| Arnold Hughley | 3.91 | 2-3 | 23/4 | 0 | 0/0 | 1 | 48.1 | 50 | 24 | 21 | 11 | 28 | 14 | 2 | 1 | 185 | .270 | 1 | 3 | 2 | |
| Andrew Skinner | 4.19 | 1-1 | 21/1 | 0 | 0/1 | 0 | 34.1 | 36 | 22 | 16 | 18 | 27 | 5 | 3 | 4 | 133 | .271 | 5 | 3 | 0 | |
| Leviale Speigner | 4.92 | 7-6 | 20/17 | 1 | 1/0 | 0 | 104.1 | 118 | 65 | 57 | 17 | 61 | 18 | 1 | 18 | 409 | .289 | 0 | 3 | 0 | |
| Colby Paxton | 5.25 | 8-6 | 17/17 | 3 | 1/0 | 0 | 96.0 | 101 | 59 | 56 | 32 | 46 | 25 | 3 | 8 | 364 | .277 | 7 | 9 | 4 | |
| Eric Brandon | 5.77 | 3-3 | 22/14 | 0 | 0/0 | 4 | 83.2 | 90 | 52 | 49 | 16 | 55 | 10 | 3 | 9 | 329 | .274 | 3 | 13 | 1 | |
| Cory Duffett | 6.23 | 3-2 | 25/2 | 0 | 0/0 | 4 | 43.1 | 57 | 35 | 30 | 12 | 36 | 19 | 0 | 8 | 182 | .313 | 5 | 4 | 1 | |
| Ken Clayton | 7.46 | 1-3 | 23/0 | 0 | 0/1 | 2 | 25.1 | 25 | 21 | 21 | 16 | 41 | 10 | 0 | 1 | 99 | .253 | 4 | 2 | 0 | |
| Brandon Channell | 0.00 | 0-0 | 3/0 | 0 | 0/0 | 0 | 1.1 | 1 | 0 | 0 | 0 | 0 | 0 | 0 | 0 | 5 | .200 | 0 | 0 | 0 | |
| Reid Price | 1.88 | 0-0 | 12/1 | 0 | 0/0 | 0 | 14.1 | 11 | 4 | 3 | 10 | 7 | 2 | 1 | 0 | 49 | .224 | 0 | 0 | 0 | |
| Lee Carter | 2.77 | 1-0 | 11/0 | 0 | 0/1 | 0 | 13.0 | 10 | 5 | 4 | 4 | 5 | 1 | 0 | 0 | 47 | .213 | 0 | 0 | 0 | |
| Kyle Hudlow | 7.71 | 0-0 | 2/0 | 0 | 0/0 | 0 | 2.1 | 2 | 2 | 2 | 2 | 3 | 3 | 0 | 0 | 1 | .8 | .250 | 1 | 0 | 0 |
| Sean Jones | 7.88 | 1-0 | 7/0 | 0 | 0/0 | 0 | 8.0 | 15 | 8 | 7 | 3 | 6 | 5 | 1 | 0 | 35 | .429 | 0 | 0 | 1 | |
| TOTALS | 4.85 | 34-26 | 60/60 | 5 | 4/1 | 9 | 525.1 | 564 | 324 | 283 | 165 | 361 | 120 | 14 | 53 | 2038 | .277 | 29 | 47 | 9 | |
| OPPONENTS | 5.43 | 26-34 | 60/60 | 3 | 1/1 | 11 | 519.0 | 639 | 399 | 313 | 215 | 356 | 128 | 7 | 41 | 2116 | .302 | 45 | 41 | 18 | |

| | | | |
|------|--------------------|-----------|---|
| 4/13 | * at Ole Miss | 1-2 | L |
| 4/14 | * at Ole Miss | 2-10 | L |
| 4/16 | * at Georgia Tech | 4-10 | L |
| 4/19 | * MISS. STATE | 7-5 | W |
| 4/20 | * MISS. STATE | 1-12 | L |
| 4/21 | * MISS. STATE | 19-7 | W |
| 4/26 | * at Alabama | 6-8 | L |
| 4/27 | * at Alabama | 5-6 | L |
| 4/28 | * at Alabama | 0-7 | L |
| 4/30 | Troy State (M) | 6-11 | L |
| 5/3 | * VANDERBILT | 6-5 | W |
| 5/4 | * VANDERBILT | 6-5 | W |
| 5/5 | * VANDERBILT | 7-6 [10] | W |
| 5/10 | * GEORGIA | 10-9 | W |
| 5/11 | * GEORGIA | 9-10 [11] | L |
| 5/12 | * GEORGIA | 8-7 | W |
| 5/14 | SOUTH ALABAMA | 6-4 | W |
| 5/17 | * at Arkansas | 5-18 | L |
| 5/18 | * at Arkansas | 7-3 [10] | W |
| 5/19 | * at Arkansas | 1-4 | L |
| 5/22 | # LSU | 1-2 | L |
| 5/23 | # Arkansas | 5-8 | L |
| 5/31 | ! Florida Atlantic | 11-16 | L |
| 6/1 | ! at Alabama | 3-6 | L |

SEC Tournament (Hoover, AL-17th)
! NCAA Regional (Tuscaloosa, AL-4th)

| •AUBURN REGIONAL• | | | | |
|-------------------|-------------------|----------|-----|--|
| Date | Opponent | Score | W/L | |
| 2/7 | VCU | 5-4 | W | |
| 2/8 | VCU | 2-5 | L | |
| 2/9 | VCU | 5-0 | W | |
| 2/11 | SAMFORD | 10-1 | W | |
| 2/14 | VIRGINIA | 14-13 | W | |
| 2/15 | VIRGINIA | 5-3 | W | |
| 2/16 | VIRGINIA | 7-5 | W | |
| 2/18 | SOUTH ALABAMA | 3-17 | L | |
| 2/22 | CLEMSON | 8-1 | W | |
| 2/22 | CLEMSON | 8-11 | L | |
| 2/23 | CLEMSON | 7-3 | W | |
| 2/25 | TROY STATE | 5-1 | W | |
| 2/28 | ELON | 11-1 | W | |
| 3/1 | ELON | 3-1 | W | |
| 3/2 | ELON | 7-1 | W | |
| 3/4 | at Samford | 11-2 | W | |
| 3/7 | at North Carolina | 8-7 | W | |
| 3/8 | at North Carolina | 7-3 | W | |
| 3/9 | at North Carolina | 13-5 | W | |
| 3/11 | GEORGIA TECH | 2-4 | L | |
| 3/15 | * TENNESSEE | 3-2 | W | |
| 3/15 | * TENNESSEE | 6-9 | L | |
| 3/16 | * TENNESSEE | 3-2 | W | |
| 3/18 | at Georgia Tech | 7-5 | W | |
| 3/21 | * at Kentucky | 14-10 | W | |
| 3/22 | * at Kentucky | 10-3 | W | |
| 3/23 | * at Kentucky | 10-3 | W | |
| 3/28 | * at Georgia | 4-3 [13] | W | |
| 3/29 | * at Georgia | 6-3 | W | |
| 3/30 | * at Georgia | 6-7 | L | |
| 4/2 | Troy State (M) | 13-2 | W | |
| 4/4 | * ALABAMA | 10-2 | W | |
| 4/5 | * ALABAMA | 2-3 | L | |

| 2003 • 42-21, 18-12 SEC Head Coach: Steve Renfro (2001-2004) | | | | | | | | | | | | | | | | | | | |
|---|------|-------|-----|----|----|----|----|----|-----|-----|------|----|----|-----|-----|-------|-------|-------|--|
| Player | AVG | GP/S | AB | R | H | 2B | 3B | HR | RBI | TB | SLG | BB | SO | GDP | OB% | SH/IF | SB-AT | | |
| Tug Hulett | .373 | 63/63 | 249 | 52 | 93 | 25 | 2 | 2 | 39 | 128 | .514 | 31 | 3 | 30 | .6 | .447 | 1/6 | 3-6 | |
| Janon Moran | .338 | 63/63 | 272 | 53 | 92 | 18 | 7 | 4 | 38 | 134 | .500 | 11 | 4 | 35 | .4 | .372 | 1/4 | 26-31 | |
| Karl Armerite | .330 | 62/59 | 206 | 36 | 68 | 13 | 1 | 12 | 56 | 119 | .578 | 33 | 4 | 35 | .2 | .427 | 3/0 | 0-1 | |
| Bobby Huddleston | .324 | 60/60 | 219 | 47 | 71 | 19 | 0 | 13 | 64 | 129 | .589 | 31 | 8 | 33 | .5 | .418 | 5/0 | 0-1 | |
| Scott Schade | .310 | 63/63 | 239 | 40 | 74 | 17 | 3 | 2 | 35 | 103 | .431 | 14 | 4 | 60 | .3 | .351 | 5/7 | 0-1 | |
| Sean Gamble | .300 | 61/61 | 243 | 47 | 73 | 8 | 3 | 3 | 33 | 96 | .395 | 24 | 8 | 30 | .5 | .380 | 1/5 | 5-5 | |
| Clete Thomas | .297 | 63/63 | 256 | 41 | 76 | 10 | 4 | 2 | 27 | 100 | .391 | 22 | 2 | 46 | .2 | .356 | 1/4 | 11-16 | |
| Josh Bell | .295 | 50/49 | 200 | 29 | 59 | 15 | 0 | 8 | 35 | 98 | .490 | 11 | 2 | 47 | .7 | .338 | 0/0 | 1-1 | |
| Chuck Jeroloman | .224 | 62/62 | 219 | 30 | 49 | 10 | 1 | 3 | 36 | 70 | .320 | 21 | 1 | 56 | .3 | .291 | 3/5 | 2-2 | |
| Derek Sain | .277 | 20/9 | 47 | 4 | 13 | 3 | 0 | 0 | 5 | 16 | .340 | 1 | 1 | 13 | 1 | .300 | 1/0 | 0-0 | |
| Kyle Bohm | .250 | 28/9 | 44 | 5 | 11 | 0 | 0 | 0 | 1 | 2 | .318 | 2 | 3 | 9 | 1 | .327 | 0/2 | 0-0 | |



YEAR-BY-YEAR RESULTS & TEAM STATS

Table with columns: Date, Opponent, Score, W/L. Lists game results from 2/13 to 4/13.

2004 • 32-24, 12-18 SEC Head Coach: Steve Renfro (2001-2004). Player stats table with columns: Player, AVG, GP/S, AB, R, H, 2B, 3B, HR, RBI, TR, SLG, BB, SO, GDP, ORB%, SH/SE, SB-AT.

Table with columns: Date, Opponent, Score, W/L. Lists game results from 4/16 to 5/23.

•TALLAHASSEE REGIONAL• Table with columns: Date, Opponent, Score, W/L. Lists regional game results from 2/4 to 4/8.

2005 • 34-26, 13-17 SEC Head Coach: Tom Slatter (2005-2008). Player stats table with columns: Player, AVG, GP/S, AB, R, H, 2B, 3B, HR, RBI, TR, SLG, BB, SO, GDP, ORB%, SH/SE, SB-AT.

Table with columns: Date, Opponent, Score, W/L. Lists game results from 4/9 to 6/5.

! NCAA Tournament (Tallahassee, FL - 2nd)





YEAR-BY-YEAR RESULTS & TEAM STATS

| Date | Opponent | Score | W/L |
|------|----------------------|-----------|-----|
| 2/3 | VMI | 7-0 | W |
| 2/4 | VMI | 5-8 | L |
| 2/5 | VMI | 8-10 | L |
| 2/10 | #6 FLORIDA STATE | 5-2 | W |
| 2/11 | #6 FLORIDA STATE | 3-8 | L |
| 2/17 | HOFSTRA | 9-8 [10] | W |
| 2/18 | HOFSTRA | 8-3 | W |
| 2/19 | HOFSTRA | 5-2 | W |
| 2/21 | TROY | 5-4 [10] | W |
| 2/24 | ELON | 2-10 | L |
| 2/26 | ELON | 2-3 | L |
| 2/26 | ELON | 13-3 | W |
| 2/28 | DAVIDSON | 8-6 | W |
| 3/3 | at #17 Arizona State | 2-14 | L |
| 3/4 | at #17 Arizona State | 3-12 | L |
| 3/5 | at #17 Arizona State | 1-8 | L |
| 3/10 | BIRMINGHAM SOUTH. | 1-6 | L |
| 3/11 | BIRMINGHAM SOUTH. | 4-2 | W |
| 3/12 | BIRMINGHAM SOUTH. | 1-7 | L |
| 3/14 | APPALACHIAN STATE | 7-2 | W |
| 3/17 | * #9 SO. CAROLINA | 8-12 [12] | L |
| 3/18 | * #9 SOUTH CAROLINA | 3-7 | L |
| 3/19 | * #9 SOUTH CAROLINA | 7-1 | W |
| 3/21 | SAMFORD | 6-4 | W |
| 3/24 | * at Vanderbilt | 0-2 | L |
| 3/25 | * at Vanderbilt | 1-9 | L |
| 3/26 | * at Vanderbilt | 2-5 | L |
| 3/28 | at Troy | 7-12 | L |
| 3/31 | * #20 KENTUCKY | 7-8 | L |
| 4/1 | * #20 KENTUCKY | 5-1 | W |
| 4/2 | * #20 KENTUCKY | 12-6 | W |
| 4/4 | vs. Samford (Hvr) | 4-5 | L |
| 4/8 | * at Ole Miss | 2-14 | L |
| 4/8 | * at Ole Miss | 6-2 | W |
| 4/9 | * at Ole Miss | 1-12 | L |

2006 • 22-34, 9-21 SEC
Head Coach: Tom Slatter (2005-2008)

| Player | AVG | GP/S | AB | R | H | 2B | 3B | HR | RBI | TB | SLG | BB | SO | GDP | OB% | SH/SF | SB-AT |
|-------------------|-------------|--------------|-------------|------------|------------|------------|-----------|-----------|------------|------------|-------------|------------|-----------|------------|-----------|-------------|--------------|
| Mike Bianucci | .359 | 45/45 | 181 | 27 | 65 | 13 | 0 | 8 | 31 | 102 | .564 | 9 | 6 | 47 | 1 | .400 | 4/0 |
| Tyler Johnstone | .332 | 56/56 | 229 | 43 | 76 | 10 | 1 | 1 | 29 | 91 | .397 | 34 | 4 | 28 | 2 | .424 | 2/5 |
| Russell Dixon | .313 | 54/51 | 198 | 24 | 62 | 19 | 0 | 4 | 31 | 93 | .470 | 14 | 7 | 40 | 2 | .379 | 0/1 |
| Andy Bennett | .287 | 55/55 | 209 | 24 | 60 | 14 | 0 | 6 | 48 | 92 | .440 | 11 | 12 | 35 | 5 | .353 | 3/1 |
| Luke Greinke | .286 | 33/32 | 112 | 8 | 32 | 1 | 0 | 1 | 17 | 36 | .321 | 9 | 2 | 16 | 1 | .347 | 1/10 |
| Josh Donaldson | .276 | 56/56 | 228 | 39 | 63 | 16 | 1 | 10 | 42 | 111 | .487 | 15 | 5 | 41 | 9 | .331 | 3/1 |
| Justin Bristow | .255 | 53/53 | 196 | 22 | 50 | 8 | 0 | 0 | 13 | 58 | .296 | 12 | 4 | 45 | 8 | .310 | 1/1 |
| Jeff Boutwell | .231 | 52/50 | 169 | 33 | 39 | 10 | 3 | 2 | 17 | 61 | .361 | 21 | 8 | 39 | 2 | .343 | 0/5 |
| Bruce Edwards | .225 | 43/35 | 120 | 26 | 27 | 2 | 1 | 1 | 7 | 34 | .283 | 17 | 8 | 28 | 1 | .359 | 0/3 |
| Jonathan Rasberry | .268 | 20/14 | 41 | 5 | 11 | 2 | 0 | 0 | 4 | 13 | .317 | 4 | 1 | 6 | 1 | .348 | 0/3 |
| Ben Jones | .226 | 20/4 | 31 | 3 | 7 | 2 | 0 | 0 | 2 | 9 | .290 | 3 | 0 | 8 | 0 | .294 | 0/0 |
| Josh Stapleton | .224 | 31/16 | 67 | 10 | 15 | 3 | 0 | 0 | 2 | 18 | .269 | 6 | 1 | 11 | 2 | .297 | 0/0 |
| Derek Sain | .214 | 31/7 | 42 | 7 | 9 | 1 | 0 | 1 | 2 | 13 | .310 | 5 | 1 | 14 | 1 | .313 | 0/0 |
| Ryan Jenkins | .200 | 14/6 | 25 | 1 | 5 | 1 | 0 | 0 | 2 | 6 | .240 | 1 | 1 | 6 | 1 | .259 | 0/1 |
| Philip Stinger | .173 | 25/15 | 52 | 6 | 9 | 1 | 0 | 0 | 4 | 10 | .192 | 6 | 1 | 17 | 2 | .267 | 1/0 |
| Ryan Stanley | .150 | 17/8 | 40 | 4 | 6 | 1 | 0 | 1 | 4 | 10 | .250 | 4 | 0 | 13 | 1 | .227 | 0/0 |
| Garrett Maines | .000 | 4/1 | 5 | 1 | 0 | 0 | 0 | 0 | 0 | 0 | .000 | 3 | 0 | 3 | 0 | .375 | 0/0 |
| Tavis Coleman | .000 | 2/0 | 0 | 0 | 0 | 0 | 0 | 0 | 0 | 0 | .000 | 0 | 0 | 0 | 0 | .000 | 0/0 |
| TOTALS | .276 | 56/56 | 1945 | 283 | 536 | 104 | 6 | 35 | 255 | 757 | .389 | 174 | 61 | 397 | 39 | .351 | 15/31 |
| OPPONENTS | .288 | 56/56 | 1952 | 354 | 562 | 122 | 14 | 40 | 315 | 832 | .426 | 214 | 51 | 375 | 33 | .369 | 23/33 |

| Player | FRA | W-L | G/GS | CG | SHO | SV | IP | H | R | ER | BB | SO | 2B | 3B | HR | BF | Avg | WP | HB | BK |
|------------------|-------------|--------------|--------------|----------|------------|-----------|--------------|------------|------------|------------|------------|------------|------------|-----------|-----------|-------------|-------------|-----------|-----------|-----------|
| Johnny Thompson | 2.95 | 1-1 | 28/0 | 0 | 0/0 | 2 | 39.2 | 29 | 19 | 13 | 15 | 37 | 7 | 0 | 0 | 3 | 137 | .212 | 3 | 3 |
| Luke Greinke | 3.76 | 0/0 | 17/1 | 0 | 0/1 | 6 | 26.1 | 30 | 17 | 11 | 9 | 17 | 7 | 2 | 2 | 110 | .273 | 2 | 5 | 0 |
| Evan Crawford | 4.35 | 5-8 | 15/15 | 0 | 0/0 | 0 | 78.2 | 87 | 48 | 38 | 40 | 55 | 14 | 1 | 3 | 311 | .280 | 5 | 3 | 3 |
| Clarence Nicely | 4.35 | 1-1 | 15/4 | 0 | 0/1 | 0 | 31.0 | 29 | 17 | 15 | 15 | 27 | 2 | 0 | 0 | 117 | .248 | 2 | 4 | 1 |
| Andy Mustien | 4.91 | 3-1 | 21/0 | 0 | 0/0 | 0 | 47.2 | 52 | 27 | 26 | 17 | 40 | 14 | 1 | 3 | 184 | .283 | 11 | 3 | 0 |
| Paul Burnside | 4.91 | 2-3 | 18/2 | 0 | 0/0 | 0 | 44.0 | 40 | 27 | 24 | 25 | 31 | 13 | 1 | 6 | 165 | .242 | 4 | 5 | 1 |
| Bryan Woodall | 5.44 | 1-4 | 20/6 | 0 | 0/0 | 0 | 44.2 | 57 | 37 | 27 | 9 | 37 | 17 | 3 | 4 | 185 | .308 | 3 | 4 | 1 |
| Chris Dennis | 6.36 | 3-7 | 15/4 | 0 | 0/1 | 0 | 63.2 | 74 | 57 | 45 | 35 | 39 | 17 | 4 | 6 | 246 | .301 | 5 | 11 | 0 |
| Brett Butts | 6.40 | 3-6 | 15/13 | 0 | 0/0 | 0 | 64.2 | 90 | 59 | 46 | 25 | 42 | 17 | 2 | 9 | 276 | .326 | 8 | 7 | 3 |
| Peter Wiggins | 6.44 | 3-3 | 25/1 | 0 | 0/0 | 1 | 43.1 | 55 | 38 | 31 | 20 | 41 | 12 | 0 | 4 | 171 | .322 | 9 | 6 | 2 |
| Andrew Hall | 0.00 | 0-0 | 4/0 | 0 | 0/0 | 0 | 4.2 | 2 | 0 | 0 | 0 | 4 | 0 | 0 | 0 | 15 | .133 | 0 | 0 | 0 |
| Ted Bryant | 5.40 | 0-0 | 4/0 | 0 | 0/0 | 0 | 3.1 | 8 | 3 | 2 | 0 | 3 | 1 | 0 | 0 | 18 | .444 | 0 | 0 | 0 |
| Brandon Teague | 6.75 | 0-0 | 1/0 | 0 | 0/0 | 0 | 1.1 | 4 | 1 | 1 | 0 | 1 | 0 | 0 | 0 | 8 | .500 | 0 | 0 | 0 |
| Grant Cardwell | 21.60 | 0-0 | 3/0 | 0 | 0/0 | 0 | 1.2 | 5 | 4 | 4 | 4 | 1 | 1 | 0 | 0 | 9 | .556 | 2 | 0 | 0 |
| TOTALS | 5.15 | 22-34 | 56/56 | 0 | 1/1 | 9 | 494.2 | 562 | 354 | 283 | 214 | 375 | 122 | 14 | 40 | 1952 | .288 | 54 | 51 | 12 |
| OPPONENTS | 4.32 | 34-22 | 56/56 | 2 | 1/0 | 14 | 493.2 | 536 | 283 | 237 | 174 | 397 | 104 | 6 | 35 | 1945 | .276 | 33 | 61 | 10 |

| | | | |
|------|------------------------|----------|---|
| 4/11 | at South Alabama | 3-2 | W |
| 4/14 | * #8 MISSISSIPPI STATE | 9-4 | W |
| 4/15 | * #8 MISSISSIPPI STATE | 10-17 | L |
| 4/16 | * #8 MISSISSIPPI STATE | 7-3 | W |
| 4/19 | vs. #29 Troy (M) | 6-7 | L |
| 4/21 | * at Florida | 9-6 | W |
| 4/22 | * at Florida | 1-4 | L |
| 4/23 | * at Florida | 5-4 | W |
| 4/25 | MERCER | 18-1 | W |
| 4/28 | * at #6 Alabama | 5-6 [10] | L |
| 4/29 | * at #6 Alabama | 7-6 | W |
| 4/30 | * at #6 Alabama | 1-9 | L |
| 5/5 | * #28 LSU | 3-4 | L |
| 5/6 | * #28 LSU | 3-5 | L |
| 5/7 | * #28 LSU | 2-8 | L |
| 5/12 | * #16 GEORGIA | 7-10 | L |
| 5/13 | * #16 GEORGIA | 3-4 | L |
| 5/14 | * #16 GEORGIA | 4-9 | L |
| 5/18 | * at #15 Arkansas | 3-6 | L |
| 5/19 | * at #15 Arkansas | 5-10 | L |
| 5/20 | * at #15 Arkansas | 2-11 | L |

| Date | Opponent | Score | W/L |
|------|----------------------|----------|-----|
| 2/9 | HOFSTRA | 17-0 | W |
| 2/10 | HOFSTRA | 11-7 | W |
| 2/11 | HOFSTRA | 10-5 | W |
| 2/14 | LIPSCOMB | 3-4 [12] | L |
| 2/16 | UNC GREENSBORO | 9-2 | W |
| 2/17 | UNC GREENSBORO | 4-2 | W |
| 2/18 | UNC GREENSBORO | 4-1 | W |
| 2/20 | TROY | 11-3 | W |
| 2/23 | @ vs. Jacksonville | 7-6 | W |
| 2/24 | @ vs. Michigan State | 11-6 | W |
| 2/25 | @ at South Alabama | 20-5 | W |
| 2/27 | SAMFORD | 4-1 | W |
| 3/2 | #10 ARIZONA STATE | 2-8 | L |
| 3/3 | #10 ARIZONA STATE | 11-8 | W |
| 3/4 | #10 ARIZONA STATE | 7-6 | W |
| 3/6 | DAVIDSON | 10-4 | W |
| 3/9 | PURDUE | 4-3 | W |
| 3/10 | PURDUE | 11-0 | W |
| 3/11 | PURDUE | 12-6 | W |
| 3/13 | #30 VMI | 3-7 | L |
| 3/14 | #30 VMI | 10-8 | W |
| 3/16 | * at Georgia | 3-4 | L |
| 3/17 | * at Georgia | 2-3 | L |
| 3/18 | * at Georgia | 2-6 | L |
| 3/23 | * FLORIDA | 7-8 [10] | L |
| 3/24 | * FLORIDA | 9-12 | L |
| 3/25 | * FLORIDA | 3-10 | L |
| 3/27 | * at Mercer | 5-1 | W |
| 3/30 | * #13 OLE MISS | 2-4 | L |
| 3/31 | * #13 OLE MISS | 4-7 | L |
| 4/1 | * #13 OLE MISS | 3-2 | W |
| 4/3 | SOUTH ALABAMA | 5-2 | W |
| 4/6 | * at LSU | 6-1 | W |
| 4/7 | * at LSU | 7-0 | W |
| 4/8 | * at LSU | 1-10 | L |

2007 • 31-25, 10-20 SEC
Head Coach: Tom Slatter (2005-2008)

| Player | AVG | GP/S | AB | R | H | 2B | 3B | HR | RBI | TB | SLG | BB | SO | GDP | OB% | SH/SF | SB-AT |
|------------------|-------------|--------------|-------------|------------|------------|------------|----------|-----------|------------|------------|-------------|------------|-----------|------------|-----------|-------------|--------------|
| Josh Donaldson | .349 | 55/55 | 215 | 63 | 75 | 19 | 0 | 11 | 54 | 127 | .591 | 38 | 3 | 27 | 3 | .444 | 5/1 |
| Joseph Sanders | .333 | 45/36 | 132 | 29 | 44 | 14 | 0 | 3 | 33 | 67 | .508 | 15 | 4 | 28 | 1 | .406 | 4/3 |
| Bruce Edwards | .328 | 52/50 | 201 | 53 | 66 | 5 | 2 | 0 | 19 | 75 | .373 | 37 | 8 | 42 | 3 | .448 | 2/5 |
| Mike Bianucci | .326 | 47/46 | 175 | 46 | 57 | 11 | 1 | 14 | 51 | 112 | .640 | 29 | 4 | 33 | 1 | .427 | 3/2 |
| Luke Greinke | .314 | 53/52 | 210 | 41 | 66 | 6 | 0 | 1 | 36 | 75 | .357 | 26 | 6 | 33 | 4 | .400 | 3/2 |
| Andy Bennett | .297 | 42/32 | 128 | 20 | 38 | 8 | 0 | 1 | 26 | 49 | .383 | 14 | 9 | 14 | 2 | .396 | 3/1 |
| Ross Smith | .288 | 52/51 | 184 | 27 | 53 | 12 | 1 | 2 | 23 | 73 | .397 | 12 | 11 | 48 | 3 | .364 | 2/0 |
| Robert Brooks | .281 | 56/56 | 217 | 37 | 61 | 11 | 1 | 2 | 36 | 80 | .369 | 17 | 16 | 47 | 3 | .375 | 1/2 |
| Dustin Sprull | .278 | 33/26 | 97 | 17 | 27 | 4 | 0 | 1 | 18 | 34 | .351 | 13 | 1 | 23 | 1 | .366 | 1/0 |
| Eric Skinner | .203 | 45/39 | 133 | 19 | 27 | 7 | 1 | 1 | 21 | 39 | .293 | 6 | 0 | 24 | 1 | .234 | 2/13 |
| Philip Stinger | .198 | 41/24 | 96 | 12 | 19 | 3 | 0 | 1 | 9 | 25 | .260 | 10 | 1 | 25 | 2 | .278 | 1/6 |
| Ryan Jenkins | .319 | 27/14 | 69 | 9 | 22 | 1 | 0 | 1 | 8 | 26 | .377 | 4 | 0 | 21 | 1 | .356 | 0/0 |
| Ben Jones | .279 | 35/10 | 61 | 7 | 17 | 1 | 0 | 0 | 7 | 18 | .295 | 6 | 1 | 10 | 1 | .343 | 2/2 |
| Justin Bristow | .217 | 8/5 | 23 | 3 | 5 | 1 | 0 | 0 | 1 | 6 | .261 | 1 | 0 | 7 | 2 | .250 | 0/0 |
| Ryan Stanley | .167 | 14/8 | 30 | 7 | 5 | 1 | 0 | 0 | 7 | 6 | .200 | 5 | 0 | 10 | 2 | .286 | 0/0 |
| Josh Stapleton | .143 | 7/0 | 7 | 3 | 1 | 0 | 0 | 0 | 1 | 1 | .143 | 1 | 1 | 2 | 0 | .333 | 0/0 |
| Tavis Coleman | .000 | 5/0 | 0 | 2 | 0 | 0 | 0 | 0 | 0 | 0 | .000 | 0 | 0 | 0 | 0 | .000 | 0/0 |
| TOTALS | .295 | 56/56 | 1978 | 395 | 583 | 104 | 6 | 38 | 350 | 813 | .411 | 234 | 65 | 394 | 30 | .382 | 29/37 |
| OPPONENTS | .275 | 56/56 | | | | | | | | | | | | | | | |



YEAR-BY-YEAR RESULTS & TEAM STATS

Table with columns: Date, Opponent, Score, W/L. Rows include games from 2/22 to 4/11 against various opponents like East Tenn. State, Florida State, and South Carolina.

2008 • 28-28, 11-19 SEC. Head Coach: Tom Slatter (2005-2008). Player stats table with columns: Player, AVG, GP/S, AB, R, H, 2B, 3B, HR, RBI, TB, SLG, BB, HB, SO, GDP, OBP%, SH/FF, SB-AT.

Results for 2008 season, including games against #10 South Carolina, South Alabama, and others, with columns for Date, Opponent, Score, W/L.

Table with columns: Date, Opponent, Score, W/L. Rows include games from 2/20 to 4/12 against opponents like Elon, Lipscomb, Florida State, and South Carolina.

2009 • 31-25, 11-19 SEC. Head Coach: John Pawlowski (2009-13). Player stats table with columns: Player, AVG, GP/S, AB, R, H, 2B, 3B, HR, RBI, TB, SLG, BB, HB, SO, GDP, OBP%, SH/FF, SB-AT.

Results for 2009 season, including games against South Carolina, South Alabama, and others, with columns for Date, Opponent, Score, W/L.





YEAR-BY-YEAR RESULTS & TEAM STATS

| •SEC WEST CHAMPIONS• •AUBURN REGIONAL• | | | |
|---|---------------------|----------|-----|
| Date | Opponent | Score | W/L |
| 2/19 | SE MISSOURI | 8-13 | L |
| 2/20 | SE MISSOURI | 9-8 (10) | W |
| 2/21 | SE MISSOURI | 6-1 | W |
| 2/26 | % BOSTON COLLEGE | 6-5 (10) | W |
| 2/27 | % MISSOURI | 7-11 | L |
| 2/28 | % FLORIDA ATLANTIC | 17-4 | W |
| 3/3 | DAVIDSON-1 | 7-6 | W |
| 3/3 | DAVIDSON-2 | 7-6 | W |
| 3/5 | MIAMI (OHIO) | 14-9 | W |
| 3/6 | MIAMI (OHIO) | 13-5 | W |
| 3/7 | MIAMI (OHIO) | 5-4 | W |
| 3/12 | at #2 Arizona State | 8-9 | L |
| 3/13 | at #2 Arizona State | 7-16 | L |
| 3/14 | at #2 Arizona State | 3-8 | L |
| 3/16 | ALABAMA A&M | 11-1 | W |
| 3/17 | ALABAMA A&M | 18-0 | W |
| 3/19 | * at Georgia | 20-3 | W |
| 3/20 | * at Georgia | 4-3 | W |
| 3/21 | * at Georgia | 19-3 | W |
| 3/23 | at Samford | 10-3 | W |
| 3/24 | vs. Alabama (M) | 8-6 | W |
| 3/26 | * #14 S. CAROLINA | 5-11 | L |
| 3/27 | * #14 S. CAROLINA | 0-2 | L |
| 3/28 | * #14 S. CAROLINA | 10-6 | W |
| 3/31 | at Troy | 4-5 | L |
| 4/2 | * at #23 Alabama | 5-10 | L |
| 4/3 | * at #23 Alabama | 5-6 | L |
| 4/4 | * at #23 Alabama | 7-1 | W |
| 4/6 | GEORGIA STATE | 22-7 | W |
| 4/7 | SOUTH ALABAMA | 6-2 | W |
| 4/9 | * #3 LSU | 10-14 | L |
| 4/10 | * #3 LSU | 11-7 | W |
| 4/11 | * #3 LSU | 6-5 | W |
| 4/14 | NEW ORLEANS | 13-1 | W |

| 2010 • 43-21, 20-10 SEC Head Coach: John Pawlowski (2009-13) | | | | | | | | | | | | | | | | | | | | |
|---|-------------|--------------|--------------|------------|------------|------------|--------------|------------|------------|-------------|-------------|------------|------------|------------|------------|-------------|--------------|--------------|-----------|----------|
| Player | AVG | GP/S | AB | R | H | 2B | 3B | HR | RBI | TB | SIG | BB | SO | GDP | OB% | SH/SE | SB-AT | | | |
| Hunter Morris | .386 | 64/64 | 272 | 66 | 105 | 18 | 5 | 23 | 76 | 202 | .743 | 26 | 12 | 50 | 0 | .455 | 4/1 | 6-8 | | |
| Trent Mumme | .366 | 36/34 | 153 | 46 | 56 | 15 | 0 | 17 | 54 | 122 | .797 | 15 | 4 | 18 | 5 | .434 | 1/4 | 8-9 | | |
| Ryan Jenkins | .365 | 53/48 | 178 | 36 | 61 | 19 | 0 | 7 | 38 | 100 | .562 | 15 | 2 | 7 | 7 | .418 | 1/7 | 2-5 | | |
| Don Gamache | .365 | 57/52 | 189 | 51 | 69 | 15 | 1 | 8 | 37 | 110 | .582 | 24 | 3 | 33 | 3 | .442 | 1/5 | 7-9 | | |
| Justin Froedjes | .358 | 55/46 | 193 | 52 | 69 | 8 | 1 | 3 | 33 | 88 | .456 | 18 | 6 | 31 | 5 | .417 | 6/10 | 14-21 | | |
| Brian Fletcher | .357 | 61/61 | 252 | 62 | 90 | 17 | 1 | 22 | 75 | 175 | .694 | 23 | 9 | 67 | 4 | .427 | 2/0 | 4-7 | | |
| Tony Caldwell | .349 | 57/49 | 189 | 42 | 66 | 8 | 0 | 10 | 41 | 104 | .550 | 17 | 9 | 48 | 4 | .414 | 7/6 | 6-10 | | |
| Casey McElroy | .325 | 56/55 | 209 | 47 | 68 | 11 | 0 | 9 | 43 | 106 | .507 | 28 | 5 | 28 | 10 | .409 | 5/4 | 1-6 | | |
| Justin Bryant | .323 | 33/26 | 99 | 27 | 32 | 4 | 1 | 5 | 32 | 53 | .535 | 17 | 8 | 14 | 1 | .452 | 2/5 | 0-1 | | |
| Justin Hargett | .316 | 55/54 | 209 | 46 | 66 | 15 | 1 | 2 | 32 | 89 | .426 | 16 | 8 | 49 | 0 | .381 | 3/9 | 6-8 | | |
| Kevin Patterson | .315 | 49/33 | 124 | 34 | 39 | 6 | 2 | 16 | 33 | 97 | .782 | 21 | 2 | 40 | 3 | .419 | 1/0 | 0-0 | | |
| Creede Simpson | .308 | 49/35 | 159 | 42 | 49 | 11 | 2 | 5 | 31 | 79 | .497 | 20 | 4 | 34 | 1 | .395 | 2/4 | 6-8 | | |
| Caleb Bowen | .529 | 23/2 | 17 | 3 | 9 | 0 | 0 | 1 | 5 | 12 | .706 | 2 | 0 | 2 | 0 | .579 | 0/0 | 0-0 | | |
| Wes Gilmer | .341 | 50/16 | 82 | 22 | 28 | 3 | 0 | 0 | 13 | 37 | .451 | 16 | 1 | 22 | 1 | .441 | 3/3 | 1-2 | | |
| Patrick Savage | .333 | 9/0 | 9 | 2 | 3 | 2 | 0 | 0 | 1 | 1 | .889 | 1 | 0 | 2 | 2 | .400 | 0/0 | 0-0 | | |
| Mitchell Self | .286 | 15/0 | 7 | 5 | 2 | 1 | 0 | 0 | 4 | 3 | .429 | 0 | 0 | 0 | 0 | .286 | 0/0 | 0-0 | | |
| Jordan Neese | .000 | 4/1 | 3 | 1 | 0 | 0 | 0 | 0 | 0 | 1 | .000 | 2 | 0 | 0 | 0 | .400 | 0/0 | 0-0 | | |
| TOTALS | .348 | 64/64 | 2344 | 584 | 816 | 148 | 14 | 131 | 549 | 1385 | .591 | 261 | 73 | 465 | 46 | .423 | 38/58 | 61-94 | | |
| OPPONENTS | .278 | 64/64 | 2288 | 386 | 636 | 117 | 4 | 62 | 345 | 947 | .414 | 220 | 58 | 484 | 38 | .353 | 21/34 | 53-74 | | |
| Player | FRA | W-L | G/GS | CG | SHO | SV | IP | H | R | ER | BB | SO | 2B | 3B | HR | BF | Avg | WP | HB | BK |
| Austin Hubbard | 2.44 | 6-2 | 26/0 | 0 | 0 | 10 | 48.0 | 44 | 22 | 13 | 23 | 60 | 7 | 0 | 2 | 184 | .239 | 11 | 4 | 1 |
| Grant Dayton | 4.36 | 8-3 | 16/15 | 1 | 0 | 0 | 95.0 | 101 | 52 | 46 | 19 | 69 | 24 | 0 | 13 | 376 | .269 | 1 | 6 | 1 |
| Slade Smith | 4.65 | 4-0 | 18/6 | 0 | 0 | 0 | 60.0 | 73 | 38 | 31 | 14 | 42 | 8 | 1 | 2 | 246 | .297 | 7 | 8 | 1 |
| Cole Nelson | 5.64 | 6-3 | 18/15 | 1 | 0 | 0 | 68.2 | 76 | 46 | 43 | 30 | 67 | 16 | 0 | 6 | 275 | .276 | 9 | 7 | 0 |
| Cory Luckie | 5.91 | 6-4 | 19/15 | 1 | 0 | 0 | 70.0 | 81 | 49 | 46 | 23 | 57 | 16 | 1 | 10 | 283 | .286 | 3 | 5 | 1 |
| Chris O'Neil | 0.00 | 0-0 | 2/0 | 0 | 0 | 0 | 2.0 | 0 | 0 | 0 | 0 | 1 | 0 | 0 | 0 | 5 | .000 | 1 | 1 | 0 |
| Sean Ray | 3.72 | 2-3 | 26/0 | 0 | 0 | 0 | 36.1 | 29 | 23 | 15 | 21 | 33 | 6 | 0 | 3 | 134 | .216 | 2 | 2 | 0 |
| Michael Hunt | 4.20 | 2-1 | 18/0 | 0 | 0 | 2 | 30.0 | 30 | 18 | 14 | 13 | 30 | 6 | 0 | 1 | 122 | .246 | 1 | 4 | 0 |
| Dexter Price | 4.39 | 3-0 | 5/5 | 0 | 0 | 0 | 26.2 | 33 | 15 | 13 | 9 | 14 | 3 | 0 | 1 | 106 | .311 | 3 | 1 | 0 |
| Garrett Bush | 4.50 | 0-0 | 4/0 | 0 | 0 | 0 | 4.0 | 3 | 4 | 2 | 2 | 6 | 0 | 0 | 1 | 15 | .200 | 2 | 1 | 0 |
| Bradley Hendrix | 5.35 | 4-2 | 22/0 | 0 | 0 | 1 | 33.2 | 48 | 29 | 20 | 14 | 28 | 7 | 0 | 5 | 144 | .333 | 8 | 6 | 0 |
| Zach Blatt | 5.40 | 1-0 | 20/0 | 0 | 0 | 1 | 33.1 | 42 | 26 | 20 | 11 | 24 | 5 | 0 | 4 | 139 | .302 | 1 | 7 | 0 |
| Stephen Kahdzen | 6.49 | 1-0 | 17/2 | 0 | 0 | 2 | 26.1 | 25 | 20 | 19 | 15 | 23 | 6 | 1 | 5 | 100 | .250 | 0 | 3 | 0 |
| Jon Luke Jacobs | 7.22 | 0-3 | 10/6 | 0 | 0 | 0 | 33.2 | 42 | 34 | 27 | 23 | 24 | 8 | 0 | 8 | 136 | .309 | 2 | 3 | 0 |
| Ty Kelley | 9.64 | 0-0 | 4/0 | 0 | 0 | 0 | 4.2 | 5 | 6 | 5 | 3 | 6 | 3 | 0 | 1 | 19 | .263 | 3 | 0 | 0 |
| Justin Bryant | 99.00 | 0-0 | 1/0 | 0 | 0 | 0 | 0.0 | 4 | 4 | 4 | 0 | 0 | 7 | 1 | 0 | 4 | 1.000 | 1 | 0 | 0 |
| TOTALS | 5.00 | 43-21 | 64/64 | 3 | 2 | 16 | 572.1 | 636 | 386 | 318 | 220 | 484 | 117 | 4 | 62 | 2288 | .278 | 55 | 58 | 4 |
| OPPONENTS | 8.34 | 21-43 | 64/64 | 4 | 1 | 7 | 554.2 | 816 | 584 | 514 | 261 | 465 | 148 | 14 | 131 | 2344 | .348 | 72 | 73 | 9 |

| | | | |
|------|---------------------|-----------|---|
| 4/16 | * at #18 Vanderbilt | 6-11 | L |
| 4/17 | * at #18 Vanderbilt | 12-2 | W |
| 4/18 | * at #18 Vanderbilt | 2-3 | L |
| 4/20 | TROY | 16-3 | W |
| 4/23 | * KENTUCKY | 13-6 | W |
| 4/24 | * KENTUCKY | 7-8 | L |
| 4/25 | * KENTUCKY | 6-5 | W |
| 4/27 | SAMFORD | 11-4 | W |
| 4/30 | * at #7 Arkansas | 4-9 | L |
| 5/1 | * at #7 Arkansas | 8-7 | W |
| 5/2 | * at #7 Arkansas | 13-2 | W |
| 5/7 | * MISSISSIPPI STATE | 9-6 | W |
| 5/8 | * MISSISSIPPI STATE | 16-14 | W |
| 5/9 | * MISSISSIPPI STATE | 11-8 | W |
| 5/11 | at South Alabama | 9-10 (11) | L |
| 5/14 | * TENNESSEE | 3-9 | L |
| 5/15 | * TENNESSEE | 18-0 | W |
| 5/16 | * TENNESSEE | 9-2 | W |
| 5/18 | JACKSONVILLE ST | 9-7 | W |
| 5/20 | * at #17 Ole Miss | 5-3 | W |
| 5/21 | * at #17 Ole Miss | 18-4 | W |
| 5/22 | * at #17 Ole Miss | 11-1 | W |
| 5/26 | # Alabama | 1-7 | L |
| 5/27 | # #7 S. Carolina | 3-1 (12) | W |
| 5/28 | * #21 Ole Miss | 7-10 (10) | L |
| 6/4 | ! JACKSONVILLE ST | 9-7 | W |
| 6/5 | ! #16 CLEMSON | 2-5 | L |
| 6/6 | ! SOUTHERN MISS | 17-8 | W |
| 6/6 | ! #16 CLEMSON | 11-10 | W |
| 6/7 | ! #16 CLEMSON | 7-13 | L |

% - Auburn Classic (Auburn, AL)
- SEC Tournament (Hoover, AL)
! - NCAA Regional (Auburn, AL)
* - SEC Game | Home games in ALL

| Date | Opponent | Score | W/L |
|------|--------------------------|----------|-----|
| 2/18 | ^ ARKANSAS STATE | 12-5 | W |
| 2/19 | ^ #13 VIRGINIA | 2-13 | L |
| 2/20 | ^ UAB | 6-0 | W |
| 2/22 | JACKSONVILLE STATE | 9-4 | W |
| 2/25 | RADFORD | 6-8 (13) | L |
| 2/26 | RADFORD | 3-2 | W |
| 2/27 | RADFORD | 2-0 | W |
| 3/1 | BETHUNE-COOKMAN | 9-2 | W |
| 3/2 | BETHUNE-COOKMAN | 2-5 | L |
| 3/4 | % vs. New York Tech | 6-3 | W |
| 3/5 | % #18 Col. of Charleston | 7-4 | W |
| 3/6 | % vs. Western Kentucky | 13-8 | W |
| 3/8 | MEMPHIS | 6-2 | W |
| 3/11 | #7 ARIZONA STATE | 7-8 | L |
| 3/12 | #7 ARIZONA STATE | 5-9 | L |
| 3/13 | #7 ARIZONA STATE | 10-8 | W |
| 3/15 | vs. Alabama (M) | 2-1 | W |
| 3/18 | * #9 ARKANSAS | 5-6 (11) | L |
| 3/19 | * #9 ARKANSAS | 9-5 | W |
| 3/20 | * #9 ARKANSAS | 8-7 | W |
| 3/22 | at Jacksonville State | 4-5 | L |
| 3/25 | * at Mississippi State | 6-7 | L |
| 3/26 | * at Mississippi State | 8-15 | L |
| 3/27 | * at Mississippi State | 0-5 | L |
| 3/29 | #21 TROY | 6-1 | W |
| 4/1 | * #1 VANDERBILT | 6-11 | L |
| 4/2 | * #1 VANDERBILT | 2-11 | L |
| 4/3 | * #1 VANDERBILT | 2-6 | L |
| 4/5 | at #20 Troy | 6-14 | L |
| 4/8 | * at Kentucky | 12-9 | W |
| 4/9 | * at Kentucky | 15-8 | W |
| 4/10 | * at Kentucky | 8-2 | W |
| 4/15 | * at #21 LSU | 8-7 | W |
| 4/16 | * at #21 LSU | 3-1 | W |
| 4/17 | * at #21 LSU | 2-3 | L |
| 4/19 | SOUTH ALABAMA | 1-7 | L |
| 4/21 | * OLE MISS | 6-3 | W |
| 4/22 | * OLE MISS | 7-10 | L |

| 2011 • 29-29, 14-16 SEC Head Coach: John Pawlowski (2009-13) | | | | | | | | | | | | | | | | | | | |
|---|------|-------|-----|----|----|----|----|----|-----|-----|------|----|----|-----|-----|-------|-------|------|--|
| Player | AVG | GP/S | AB | R | H | 2B | 3B | HR | RBI | TB | SIG | BB | SO | GDP | OB% | SH/SE | SB-AT | | |
| Casey McElroy | .372 | 58/58 | 234 | 46 | 87 | 18 | 0 | 9 | 53 | 132 | .564 | 21 | 7 | 30 | 1 | .429 | 6/2 | 1-2 | |
| Tony Caldwell | .332 | 55/54 | 190 | 37 | 63 | 13 | 1 | 7 | 44 | 99 | .521 | 30 | 9 | 32 | 3 | .445 | 0/4 | 5-9 | |
| Justin Froedjes | .316 | 57/56 | 215 | 40 | 68 | 11 | 3 | 3 | 20 | 90 | .419 | 20 | 5 | 41 | 2 | .381 | 4/8 | 5-11 | |
| Don Gamache | .299 | 53/53 | 194 | 35 | 58 | 13 | 2 | 5 | 29 | 90 | .464 | 30 | 8 | 33 | 4 | .414 | 0/3 | 2-2 | |
| Justin Hargett | .297 | 55/49 | 192 | 31 | 57 | 8 | 1 | 0 | 23 | 67 | .349 | 16 | 1 | 41 | 0 | .352 | 1/3 | 7-12 | |
| Cullen Wacker | .287 | 50/30 | 115 | 18 | 33 | 4 | 0 | 1 | 18 | 40 | .348 | 18 | 6 | 15 | 3 | .404 | 2/4 | 3-5 | |
| Wes Gilmer | .284 | 58/47 | 183 | 24 | 52 | 10 | 0 | 0 | 34 | 62 | .339 | 17 | 6 | 32 | 3 | .361 | 2/9 | 3-4 | |
| Kevin Patterson | .277 | 57/54 | 195 | 26 | 54 | 16 | 0 | 8 | 43 | 94 | .482 | 29 | 2 | 56 | 1 | .370 | 4/0 | 0-0 | |
| Creede Simpson | .254 | 56/55 | 189 | 30 | 48 | 15 | 1 | 3 | 17 | 74 | .392 | 19 | 2 | 36 | 2 | .324 | 3/6 | 8-10 | |
| Tyler Dial | .400 | 5/0 | 5 | 0 | 2 | 0 | 0 | 0 | 1 | 2 | .400 | 0 | 0 | 0 | 0 | .400 | 0/0 | 0-0 | |
| Bobby Andrews | .396 | | | | | | | | | | | | | | | | | | |



YEAR-BY-YEAR RESULTS & TEAM STATS

2012 • 31-28, 13-17 SEC

Head Coach: John Pawlowski (2009-13)

Table with columns: Date, Opponent, Score, W/L. Rows include games against Missouri, Alabama State, Purdue, Charleston South, Southern Miss, Belmont, South Alabama, LSU, Mississippi State, and Vanderbilt.

Player statistics table for 2012 season. Columns: Player, AVG, GP/S, AB, R, H, 2B, 3B, HR, RBI, TB, SLG, BB, HBP, SO, GDP, OBP%, SH/IF, SB-AT. Includes totals and opponents.

Player statistics table for 2012 season. Columns: Player, ERA, W-L, G/GS, CG, SHO, SV, IP, H, R, ER, BB, SO, 2B, 3B, HR, BF, Avg, WP, HB, BK. Includes totals and opponents.

Table with columns: Date, Opponent, Score, W/L. Rows include games against Troy, Alabama A&M, South Carolina, Tennessee, Georgia, Arkansas, Florida A&M, Jacksonville State, Florida, and South Carolina.

^ - Auburn Tournament (Auburn, AL)
- SEC Tournament (Hoover, AL)
* - SEC Game | Home games in ALL

2013 • 33-23, 13-17 SEC

Head Coach: John Pawlowski (2009-13)

Table with columns: Date, Opponent, Score, W/L. Rows include games against Maine, Middle Tennessee, College of Charleston, Indiana State, Kennesaw State, Eastern Illinois, Eastern Illinois, Brown, Kennesaw State, Vanderbilt, Alabama State, Southern Miss (Mobile), LSU, Texas A&M, and Alabama State.

Player statistics table for 2013 season. Columns: Player, AVG, GP/S, AB, R, H, 2B, 3B, HR, RBI, TB, SLG, BB, HBP, SO, GDP, OBP%, SH/IF, SB-AT. Includes totals and opponents.

Player statistics table for 2013 season. Columns: Player, ERA, W-L, G/GS, CG, SHO, SV, IP, H, R, ER, BB, SO, 2B, 3B, HR, BF, Avg, WP, HB, BK. Includes totals and opponents.

Table with columns: Date, Opponent, Score, W/L. Rows include games against Georgia, Georgia-1, Georgia-2, Samford, Mississippi State, Missouri, Missouri-1, Missouri-2, OLE MISS, OLE MISS, Jacksonville State, Samford, Florida, Florida, Jacksonville State, Arkansas, Arkansas, and Alabama.

^ - Auburn Tournament (Auburn, AL)
- SEC Tournament (Hoover, AL)
* - SEC Game | Home games in ALL





YEAR-BY-YEAR RESULTS & TEAM STATS

| Date | Opponent | Score | W/L |
|------|------------------------|----------|-----|
| 2/14 | * Indiana State | 4-0 | W |
| 2/15 | * Ohio State | 0-1 | L |
| 2/16 | * Connecticut | 7-3 | W |
| 2/19 | ALABAMA STATE | 3-9 | L |
| 2/21 | ! ARKANSAS-PINE BLUFF | 2-1 | W |
| 2/22 | ! CALIFORNIA | 0-5 | L |
| 2/23 | ! EAST TENNESSEE STATE | 2-3 (10) | L |
| 2/25 | ALABAMA A&M | 7-3 | W |
| 2/28 | PRESBYTERIAN | 6-10 | L |
| 3/1 | PRESBYTERIAN | 3-0 | W |
| 3/2 | PRESBYTERIAN | 12-5 | W |
| 3/4 | Alabama | 3-4 | L |
| 3/7 | MERCER | 9-5 | W |
| 3/8 | MERCER | 4-1 | W |
| 3/9 | MERCER | 6-5 | W |
| 3/11 | at Kennesaw State | 6-1 | W |
| 3/12 | ALABAMA STATE | 6-5 | W |
| 3/14 | * TEXAS A&M | 4-0 | W |
| 3/15 | * TEXAS A&M-1 | 5-2 | W |
| 3/15 | * TEXAS A&M-2 | 0-9 | L |
| 3/18 | COPPIN STATE | 10-0 | W |
| 3/19 | COPPIN STATE | 13-2 | W |
| 3/21 | * at Tennessee | 3-2 | W |
| 3/22 | * at Tennessee | 4-2 | W |
| 3/23 | * at Tennessee | 6-8 | L |
| 3/25 | KENNESAW STATE | 10-5 | W |
| 3/27 | * MISSOURI | 3-4 | L |
| 3/28 | * MISSOURI | 2-4 | L |
| 3/29 | * MISSOURI | 7-3 | W |
| 4/1 | SAMFORD | 1-8 | L |
| 4/4 | * at Ole Miss | 5-8 (13) | L |
| 4/5 | * at Ole Miss-1 | 0-6 | L |
| 4/5 | * at Ole Miss-2 | 1-5 | L |
| 4/8 | TROY | 6-0 | W |
| 4/11 | * at Alabama | 2-1 | W |

2014 • 28-28, 10-20 SEC

Head Coach: Sunny Galloway (2014-15)

| Player | AVG | GP/S | AB | R | H | 2B | 3B | HR | RBI | TB | SIG | BB | HBP | SO | GDP | OB% | SH/SH | SB-AT |
|------------------|-------------|--------------|-------------|------------|------------|-----------|----------|-----------|------------|------------|------------|------------|-----------|------------|-----------|-------------|--------------|---------------|
| Jordan Ebert | .353 | 55/52 | 204 | 28 | 72 | 5 | 1 | 0 | 29 | 79 | 387 | 12 | 1 | 26 | 5 | .385 | 49 | 9-15 |
| Danek Tomcsa | .313 | 54/53 | 176 | 37 | 55 | 8 | 0 | 5 | 29 | 78 | 443 | 26 | 15 | 23 | 5 | .436 | 32 | 4-5 |
| Ryan Tello | .306 | 53/53 | 183 | 30 | 56 | 6 | 1 | 3 | 18 | 73 | 399 | 16 | 9 | 24 | 3 | .386 | 27 | 13-19 |
| Daniel Robert | .281 | 45/39 | 121 | 12 | 34 | 5 | 1 | 1 | 12 | 44 | 364 | 17 | 0 | 23 | 1 | .370 | 0-2 | 1-2 |
| Blake Austin | .268 | 55/51 | 183 | 19 | 49 | 11 | 0 | 3 | 31 | 69 | 377 | 15 | 8 | 30 | 3 | .344 | 3-1 | 4-8 |
| Damon Hoecker | .259 | 56/56 | 189 | 24 | 49 | 4 | 0 | 0 | 17 | 53 | 280 | 35 | 13 | 32 | 1 | .404 | 3-7 | 11-18 |
| Dan Glevenyak | .256 | 50/43 | 156 | 22 | 40 | 6 | 3 | 1 | 16 | 55 | 353 | 18 | 11 | 23 | 4 | .371 | 1-5 | 14-16 |
| Arneferne Grier | .255 | 47/38 | 149 | 16 | 38 | 8 | 0 | 1 | 11 | 49 | 329 | 12 | 4 | 24 | 1 | .325 | 1-5 | 7-15 |
| Keegan Thompson | .244 | 37/33 | 123 | 13 | 30 | 3 | 1 | 0 | 13 | 35 | 285 | 4 | 1 | 21 | 2 | .273 | 0-3 | 1-1 |
| Rocky McCord | 1.000 | 1-0 | 1 | 0 | 1 | 0 | 0 | 0 | 0 | 1 | 1.000 | 0 | 0 | 0 | 0 | 1.000 | 0-0 | 0-0 |
| Brett Binning | .348 | 16/10 | 23 | 5 | 8 | 0 | 0 | 0 | 2 | 8 | 348 | 2 | 0 | 2 | 1 | .400 | 0-2 | 1-1 |
| Blake Logan | .256 | 42/17 | 86 | 9 | 22 | 3 | 0 | 1 | 17 | 28 | 326 | 10 | 2 | 15 | 5 | .343 | 1-1 | 0-0 |
| Sam Gillikin | .214 | 24/15 | 56 | 5 | 12 | 5 | 0 | 0 | 4 | 17 | 304 | 6 | 1 | 14 | 1 | .302 | 0-1 | 0-1 |
| Connor Short | .211 | 36/25 | 95 | 6 | 20 | 1 | 0 | 0 | 8 | 21 | 221 | 7 | 3 | 13 | 2 | .283 | 1-4 | 9-10 |
| Patrick Savage | .167 | 3-2 | 6 | 0 | 1 | 0 | 0 | 0 | 1 | 1.67 | 0 | 1 | 2 | 0 | .286 | 0-0 | 0-0 | |
| J.J. Shaffer | .160 | 40/10 | 50 | 8 | 8 | 0 | 2 | 0 | 2 | 12 | 240 | 3 | 4 | 14 | 1 | .263 | 0-1 | 4-5 |
| Jackson BURGREN | .091 | 21/7 | 22 | 1 | 2 | 0 | 0 | 3 | 2 | 091 | 7 | 3 | 7 | 2 | .375 | 0-1 | 2-3 | |
| Dylan Smith | .000 | 7-1 | 10 | 0 | 0 | 0 | 0 | 0 | 0 | .000 | 2 | 0 | 4 | 0 | .167 | 0-0 | 0-0 | |
| Hunter Kelley | .000 | 4-0 | 3 | 0 | 0 | 0 | 0 | 0 | 0 | .000 | 0 | 1 | 0 | 0 | .000 | 0-0 | 0-0 | |
| Terrance Dedrick | .000 | 2-0 | 2 | 0 | 0 | 0 | 0 | 0 | 0 | .000 | 0 | 0 | 0 | 0 | .000 | 0-0 | 0-0 | |
| TOTALS | .270 | 56-56 | 1838 | 235 | 497 | 65 | 9 | 15 | 212 | 625 | 340 | 192 | 76 | 298 | 37 | .360 | 19-51 | 80-119 |
| OPPONENTS | .254 | 56-56 | 1897 | 228 | 482 | 83 | 8 | 14 | 201 | 623 | 328 | 167 | 37 | 333 | 42 | .324 | 15-45 | 32-55 |

| Player | ERA | W-L | G/5 | CG | SHO | SV | IP | H | R | ER | BB | SO | 2B | 3B | HR | Avg | WP | HB | BK |
|-------------------|-------------|--------------|--------------|----------|----------|-----------|--------------|------------|------------|------------|------------|------------|-----------|----------|-----------|-------------|-----------|-----------|----------|
| Keegan Thompson | 2.01 | 5-3 | 14-12 | 2 | 0 | 1 | 89.2 | 61 | 23 | 20 | 23 | 73 | 11 | 0 | 0 | .192 | 5 | 3 | 0 |
| Dillon Ortmann | 2.70 | 9-5 | 15-15 | 2 | 0 | 0 | 100.0 | 95 | 36 | 30 | 16 | 62 | 17 | 0 | 3 | .247 | 1 | 4 | 0 |
| Justin Camp | 4.01 | 1-5 | 13-6 | 0 | 2 | 1 | 42.2 | 41 | 24 | 19 | 10 | 29 | 7 | 2 | 1 | .246 | 2 | 3 | 0 |
| Michael O'Neal | 4.29 | 3-6 | 17-12 | 0 | 2 | 0 | 71.1 | 77 | 38 | 34 | 29 | 29 | 15 | 1 | 3 | .285 | 1 | 6 | 0 |
| Cole Lipscomb | 0.00 | 0-0 | 2-0 | 0 | 0 | 0 | 1.0 | 0 | 0 | 0 | 1 | 1 | 0 | 0 | 0 | .000 | 0 | 1 | 0 |
| Jacob Milliman | 1.62 | 0-0 | 11-1 | 0 | 0 | 0 | 16.2 | 12 | 6 | 3 | 8 | 15 | 1 | 0 | 1 | .200 | 4 | 0 | 1 |
| Robby Clements | 3.27 | 0-0 | 7-0 | 0 | 0 | 0 | 11.0 | 13 | 6 | 4 | 5 | 3 | 3 | 0 | 0 | .289 | 2 | 0 | 0 |
| Jay Wade | 3.28 | 4-2 | 22-0 | 0 | 0 | 0 | 35.2 | 31 | 16 | 13 | 6 | 24 | 4 | 1 | 1 | .295 | 0 | 2 | 2 |
| Trey Wingenter | 3.33 | 1-1 | 13-4 | 0 | 0 | 0 | 24.1 | 31 | 14 | 9 | 9 | 22 | 7 | 0 | 0 | .301 | 6 | 4 | 0 |
| Rocky McCord | 3.38 | 0-0 | 5-0 | 0 | 0 | 0 | 2.2 | 2 | 1 | 1 | 4 | 5 | 0 | 0 | 0 | .222 | 1 | 4 | 0 |
| Trey Cochran-Gill | 3.41 | 0-2 | 28-0 | 0 | 0 | 0 | 34.1 | 42 | 16 | 13 | 9 | 20 | 6 | 1 | 0 | .313 | 5 | 3 | 0 |
| Daniel Koger | 3.92 | 2-0 | 13-3 | 0 | 0 | 0 | 20.2 | 19 | 10 | 9 | 8 | 16 | 4 | 1 | 1 | .247 | 4 | 0 | 0 |
| Terrance Dedrick | 4.85 | 2-3 | 23-1 | 0 | 0 | 4 | 26.0 | 32 | 17 | 14 | 16 | 21 | 5 | 2 | 0 | .314 | 2 | 0 | 0 |
| Kevin Davis | 5.40 | 1-0 | 3-2 | 0 | 0 | 0 | 5.0 | 3 | 3 | 3 | 3 | 10 | 2 | 1 | 0 | .231 | 1 | 0 | 0 |
| Reid Carter | 5.51 | 0-0 | 11-0 | 0 | 0 | 0 | 16.1 | 19 | 13 | 10 | 7 | 6 | 2 | 0 | 2 | .292 | 5 | 2 | 0 |
| Ryan Tello | 8.31 | 0-1 | 3-0 | 0 | 0 | 0 | 4.1 | 4 | 5 | 4 | 6 | 5 | 0 | 0 | 1 | .250 | 0 | 0 | 0 |
| TOTALS | 3.34 | 28-28 | 56-56 | 4 | 5 | 8 | 501.2 | 482 | 228 | 186 | 167 | 333 | 83 | 8 | 14 | .254 | 39 | 37 | 4 |
| OPPONENTS | 3.60 | 28-28 | 56-56 | 3 | 7 | 11 | 492.1 | 497 | 235 | 197 | 192 | 298 | 65 | 9 | 15 | .270 | 19 | 76 | 9 |

| Date | Opponent | Score | W/L |
|------|---------------------|----------|-----|
| 4/12 | * at Alabama | 1-4 | L |
| 4/13 | * at Alabama | 3-4 | L |
| 4/15 | * at Samford | 6-7 | L |
| 4/19 | * SOUTH CAROLINA-1 | 4-2 | W |
| 4/19 | * SOUTH CAROLINA-2 | 2-3 | L |
| 4/20 | * SOUTH CAROLINA-3 | 3-4 | L |
| 4/22 | SOUTH ALABAMA | 6-1 | W |
| 4/25 | * at Arkansas | 2-1 | W |
| 4/26 | * at Arkansas-1 | 3-4 (10) | L |
| 4/26 | * at Arkansas-2 | 7-2 | W |
| 5/2 | * MISSISSIPPI STATE | 0-3 | L |
| 5/3 | * MISSISSIPPI STATE | 0-3 | L |
| 5/4 | * MISSISSIPPI STATE | 1-12 | L |
| 5/6 | BETHUNE-COOKMAN | 9-1 | W |
| 5/9 | * at Kentucky | 3-6 | L |
| 5/10 | * at Kentucky | 8-1 | W |
| 5/11 | * at Kentucky | 5-6 (10) | L |
| 5/13 | UAB | 6-5 | W |
| 5/15 | * LSU | 0-11 | L |
| 5/16 | * LSU | 3-10 | L |
| 5/17 | * LSU | 1-8 | L |

^ - Snowbird Classic (Port Charlotte, Fla.)
! - Tiger Classic (Auburn, Ala.)
* - SEC Game | Home games in ALL

•TALLAHASSEE REGIONAL•

| Date | Opponent | Score | W/L |
|------|------------------------------|----------|-----|
| 2/13 | BINGHAMTON | 2-0 | W |
| 2/14 | BINGHAMTON | 5-11 | L |
| 2/15 | BINGHAMTON | 13-2 | W |
| 2/17 | at South Alabama | 4-7 | L |
| 2/18 | ALABAMA STATE | 7-5 | W |
| 2/21 | RADFORD-1 | 3-2 (10) | W |
| 2/21 | RADFORD-2 | 6-1 | W |
| 2/22 | RADFORD | 6-0 | W |
| 2/24 | #27 GEORGIA TECH | 7-1 | W |
| 2/27 | ^ JACKSONVILLE STATE | 6-4 | W |
| 2/28 | ^ #10 OKLAHOMA STATE | 9-2 | W |
| 3/1 | ^ JACKSONVILLE STATE | 9-10 | L |
| 3/3 | vs. #28 Alabama (Montgomery) | 5-3 | W |
| 3/6 | XAVIER | 7-2 | W |
| 3/7 | XAVIER | 3-2 (11) | W |
| 3/8 | XAVIER | 10-6 | W |
| 3/10 | SAMFORD | 0-7 | L |
| 3/13 | * at #6 Texas A&M | 2-6 | L |
| 3/14 | * at #6 Texas A&M | 4-10 | L |
| 3/15 | * at #6 Texas A&M | 1-6 | L |
| 3/17 | at UAB (Regions Field) | 6-4 | W |
| 3/20 | * #4 VANDERBILT | 6-4 | W |
| 3/21 | * #4 VANDERBILT-1 | 5-10 | L |
| 3/21 | * #4 VANDERBILT-2 | 6-7 (10) | L |
| 3/24 | * at #28 Georgia Tech | 1-4 | L |
| 3/27 | * at #29 Mississippi State | 5-0 | W |
| 3/28 | * at #29 Mississippi State | 4-0 | W |
| 3/29 | * at #29 Mississippi State | 1-3 | L |
| 3/31 | * at Samford | 9-4 | W |
| 4/3 | * ARKANSAS | 7-10 | L |
| 4/4 | * ARKANSAS | 3-2 | W |
| 4/5 | * ARKANSAS | 4-6 | L |
| 4/8 | GEORGIA STATE | 4-2 | W |
| 4/10 | * at #1 LSU | 2-3 | L |
| 4/11 | * at #1 LSU | 6-1 | W |
| 4/12 | * at #1 LSU | 2-6 | L |

2015 • 36-26, 13-17 SEC

Head Coach: Sunny Galloway (2014-15)

| Player | AVG | GP/S | AB | R | H | 2B | 3B | HR | RBI | TB | SIG | BB | HBP | SO | GDP | OB% | SH/SH | SB-AT |
|-----------------|------|-------|-----|----|----|----|----|----|-----|-----|-----|----|-----|----|-----|------|-------|-------|
| Arneferne Grier | .323 | 62/62 | 254 | 41 | 82 | 22 | 3 | 1 | 20 | 113 | 445 | 22 | 7 | 61 | 7 | .391 | 1/3 | 9-16 |
| Melvin Gray | .304 | 48/43 | 161 | 30 | 49 | 8 | 0 | 1 | 23 | 60 | 373 | 17 | 2 | 29 | 1 | .372 | 3/7 | 18-21 |
| Daniel Robert | .298 | 57/55 | 205 | 28 | 61 | 12 | 3 | 3 | 38 | 88 | 429 | 24 | 1 | 39 | 6 | .368 | 4/7 | 15 |
| Damon Hoecker | .271 | 62/61 | 214 | 35 | 58 | 8 | 2 | 2 | 22 | 73 | 341 | 40 | 9 | 37 | 3 | .404 | 2/4 | 1-8 |
| Blake Logan | .261 | 59/50 | 180 | 25 | 47 | 17 | 2 | 0 | 28 | 68 | 378 | 15 | 6 | 25 | 5 | .329 | 6/3 | 3-6 |
| Cody Nulph | .258 | 62/62 | 217 | 30 | 56 | 11 | 1 | 3 | 33 | 78 | 359 | 13 | 6 | 47 | 4 | .315 | 2/7 | 1-3 |
| Kyler Deese | .254 | 59/49 | 177 | 27 | 45 | 10 | 1 | 2 | 27 | 63 | 356 | 24 | 5 | 23 | 3 | .357 | 1/3 | 3-6 |
| Jordan Ebert | .254 | 54/39 | 142 | 25 | 36 | 4 | 0 | 3 | 24 | 49 | 345 | 26 | 6 | 30 | 1 | .386 | 2/6 | 7-9 |
| Jackson BURGREN | .281 | 30/15 | 64 | 7 | 18 | 1 | 2 | 0 | 7 | 23 | 359 | 8 | 0 | 9 | 0 | .361 | 0/3 | 5-8 |
| Sam Gillikin | .271 | 54/30 | 96 | 8 | 26 | 4 | 1 | 1 | 10 | 35 | 365 | 13 | 1 | 30 | 0 | .364 | 0/2 | 5-5 |
| J.J. Shaffer | .259 | 42/11 | 58 | 7 | 15 | 0 | 0 | 0 | 7 | 15 | 259 | 3 | 5 | 15 | 1 | .348 | 0/2 | 5-7 |
| Austin Murphy | .245 | 42/18 | | | | | | | | | | | | | | | | |



YEAR-BY-YEAR RESULTS & TEAM STATS

Table with columns: Date, Opponent, Score, W/L. Rows include games against Sacramento St., FAMU, Southern, Alabama A&M, Troy, Michigan State, Georgia Tech, Oral Roberts, Georgia Tech, Texas A&M, Arkansas, Kennesaw State, LSU, Missouri, and Kennesaw State.

2016 • 23-33, 8-22 SEC

Head Coach: Butch Thompson (2016-Current)

Player statistics table for 2016 season. Columns include Player, AVG, GP/S, AB, R, H, 2B, 3B, HR, RBI, TB, SLG, BB, HB, SO, GDP, OBP%, SH/SF, SB-AT. Includes totals for team and opponents.

Table with columns: Date, Opponent, Score, W/L. Rows include games against Tennessee, Alabama State, Ole Miss, Kentucky, Alabama, and Mississippi State.

-Auburn Tournament (Auburn, AL)

S - Cox Diamond Invitational (Pensacola, FL)

A - MAX Capital City Classic (Montgomery, AL)

- SEC Tournament (Hoover, AL)

* - SEC Game | Home games in ALL

TALLAHASSEE REGIONAL

Table with columns: Date, Opponent, Score, W/L. Rows include games against George Washington, Florida A&M, Holy Cross, Samford, Lipscomb, South Alabama, Kennesaw State, Presbyterian, Jacksonville State, Florida, Ole Miss, South Carolina, Georgia Tech, Georgia, Alabama, South Carolina, Texas A&M.

2017 • 37-26, 16-14 SEC

Head Coach: Butch Thompson (2016-Current)

Player statistics table for 2017 season. Columns include Player, AVG, GP/S, AB, R, H, 2B, 3B, HR, RBI, TB, SLG, BB, HB, SO, GDP, OBP%, SH/SF, SB-AT. Includes totals for team and opponents.

Table with columns: Date, Opponent, Score, W/L. Rows include games against Samford, Tennessee, Ole Miss, Kennesaw State, Arkansas, Troy, Mississippi State, LSU, Florida, Ole Miss, South Carolina, Florida State, Alabama.

A - MAX Capital City Classic (Montgomery, AL)

- SEC Tournament (Hoover, AL)

% - NCAA Tournament (Tallahassee, FL)

* - SEC Game | Home games in ALL





YEAR-BY-YEAR RESULTS & TEAM STATS

•RALEIGH REGIONAL CHAMPIONS•
•GAINESVILLE SUPER REGIONAL•

| Date | Opponent | Score | W/L |
|------|----------------------|-------|-----|
| 2/16 | LONGWOOD | 6-0 | W |
| 2/17 | LONGWOOD | 25-1 | W |
| 2/18 | LONGWOOD | 3-0 | W |
| 2/20 | GEORGIA STATE | 3-2 | W |
| 2/21 | TROY | 6-5 | W |
| 2/23 | BRYANT | 15-7 | W |
| 2/24 | BRYANT | 13-4 | W |
| 2/24 | BRYANT | 3-1 | W |
| 2/27 | at #15 South Alabama | 7-6 | W |
| 3/2 | BYU | 4-3 | W |
| 3/3 | BYU | 21-4 | W |
| 3/3 | BYU | 9-5 | W |
| 3/6 | at UAB | 11-8 | W |
| 3/9 | NORTHEASTERN | 6-0 | W |
| 3/10 | NORTHEASTERN | 14-8 | W |
| 3/10 | NORTHEASTERN | 1-2 | L |
| 3/13 | GEORGIA TECH | 12-7 | W |
| 3/14 | MEMPHIS | 5-4 | W |
| 3/16 | * #6 TEXAS A&M | 4-1 | W |
| 3/17 | * #6 TEXAS A&M | 11-5 | W |
| 3/18 | * #6 TEXAS A&M | 1-5 | L |
| 3/20 | at Georgia Tech | 4-6 | L |
| 3/23 | * at #8 Kentucky | 4-5 | L |
| 3/25 | * at #8 Kentucky | 4-3 | W |
| 3/25 | * at #8 Kentucky | 3-13 | L |
| 3/27 | ^ vs Alabama | 5-2 | W |
| 3/30 | * #24 MISSOURI | 5-2 | W |
| 3/31 | * #24 MISSOURI | 1-2 | L |
| 4/1 | * #24 MISSOURI | 0-5 | L |
| 4/3 | ALABAMA A&M | 19-5 | W |
| 4/6 | * at #5 Arkansas | 1-2 | L |
| 4/7 | * at #5 Arkansas | 2-13 | L |
| 4/8 | * at #5 Arkansas | 4-5 | L |
| 4/10 | at Samford | 3-12 | L |

2018 • 43-23, 15-15 SEC
Head Coach: Butch Thompson (2016-Current)

| Player | AVG | GP/S | AB | R | H | 2B | 3B | HR | RBI | TB | SLG | BB | SO | GDP | OB% | SF/SH | SB-AT | |
|------------------|-------------|--------------|-------------|------------|------------|------------|-----------|-----------|------------|------------|------------|------------|-----------|------------|-----------|-------------|--------------|--------------|
| Jan Estes | .329 | 66/64 | 237 | 52 | 78 | 19 | 0 | 33 | 97 | 409 | 21 | 9 | 33 | 4 | .401 | 2/3 | 13-16 | |
| Will Holland | .313 | 66/65 | 249 | 61 | 78 | 18 | 0 | 12 | 52 | 132 | 530 | 28 | 13 | 49 | 3 | 4.06 | 3/3 | 9-11 |
| Brendan Venter | .307 | 66/65 | 251 | 44 | 77 | 15 | 0 | 12 | 45 | 128 | 510 | 19 | 15 | 45 | 4 | .385 | 3/2 | 1-2 |
| Josh Anthony | .301 | 64/63 | 216 | 43 | 65 | 13 | 0 | 4 | 40 | 90 | 417 | 33 | 7 | 42 | 7 | 4.02 | 5/1 | 7-13 |
| Steven Williams | .291 | 65/65 | 244 | 54 | 71 | 10 | 1 | 12 | 51 | 119 | 488 | 45 | 5 | 50 | 3 | 4.09 | 2/0 | 1-1 |
| Edouard Julien | .275 | 62/59 | 207 | 47 | 57 | 7 | 0 | 17 | 69 | 115 | 556 | 38 | 5 | 79 | 1 | 3.98 | 1/0 | 7-10 |
| Conor Davis | .268 | 53/47 | 164 | 26 | 44 | 9 | 0 | 2 | 34 | 59 | 360 | 25 | 4 | 40 | 6 | 3.71 | 4/0 | 3-6 |
| Brett Wright | .258 | 62/59 | 209 | 45 | 54 | 14 | 0 | 11 | 45 | 101 | 483 | 37 | 10 | 48 | 3 | 3.88 | 4/3 | 1-4 |
| Luke Jarvis | .253 | 60/58 | 229 | 49 | 58 | 13 | 2 | 3 | 28 | 84 | 367 | 21 | 1 | 64 | 1 | 3.19 | 0/3 | 7-9 |
| Code Evans | .333 | 17/0 | 3 | 8 | 1 | 0 | 0 | 0 | 0 | 1 | .333 | 1 | 0 | 0 | 0 | 5.00 | 0/0 | 0-0 |
| Judd Ward | .250 | 37/21 | 84 | 9 | 21 | 2 | 1 | 0 | 8 | 25 | 298 | 9 | 3 | 20 | 0 | 3.44 | 0/1 | 0-2 |
| Brett Olson | .250 | 4/0 | 4 | 0 | 1 | 1 | 0 | 0 | 0 | 2 | 5.00 | 1 | 0 | 0 | 0 | 4.00 | 0/0 | 0-0 |
| Jeremy Johnson | .244 | 26/10 | 45 | 14 | 11 | 2 | 0 | 0 | 10 | 13 | 289 | 6 | 6 | 6 | 2 | 4.04 | 0/0 | 1-1 |
| Mike Rojas | .154 | 17/15 | 13 | 2 | 2 | 0 | 0 | 0 | 0 | 2 | 1.54 | 3 | 0 | 4 | 1 | .313 | 0/0 | 0-0 |
| Dylan Ingram | .125 | 29/15 | 56 | 13 | 7 | 1 | 0 | 0 | 7 | 8 | 143 | 20 | 6 | 17 | 0 | 3.93 | 2/1 | 0-0 |
| Bowen McGuffin | .093 | 10/2 | 12 | 0 | 1 | 0 | 0 | 0 | 1 | 1 | .093 | 2 | 0 | 4 | 0 | 2.14 | 0/0 | 0-0 |
| Totals | .282 | 66/66 | 2223 | 467 | 626 | 124 | 4 | 73 | 423 | 977 | 439 | 309 | 84 | 501 | 35 | 3.86 | 26/17 | 50-75 |
| Opponents | .248 | 66/66 | 2195 | 299 | 545 | 127 | 11 | 54 | 279 | 856 | 390 | 223 | 34 | 595 | 33 | 3.25 | 18/22 | 42-61 |

| Player | FRA | W-L | G/GS | CG | SHO | SV | IP | H | R | ER | BB | SO | 2B | 3B | HR | Avg | WP | HR | BK |
|-------------------|-------------|--------------|--------------|----------|------------|-----------|--------------|------------|------------|------------|------------|------------|------------|-----------|-----------|-------------|-----------|-----------|----------|
| Cody Greenhill | 2.30 | 6-3 | 21/0 | 0 | 0/2 | 5 | 58.2 | 53 | 17 | 15 | 19 | 55 | 10 | 1 | 7 | 2.42 | 3 | 4 | 0 |
| Tanner Burns | 3.01 | 7-4 | 17/17 | 0 | 0/2 | 0 | 86.2 | 73 | 41 | 29 | 37 | 77 | 23 | 1 | 10 | 2.25 | 1 | 0 | 1 |
| Casey Mizze | 3.30 | 10-6 | 17/17 | 3 | 1/1 | 0 | 114.2 | 84 | 43 | 42 | 16 | 156 | 20 | 1 | 10 | 2.01 | 5 | 5 | 0 |
| Andrew Mitchell | 4.29 | 2-2 | 16/10 | 0 | 0/1 | 0 | 50.1 | 42 | 25 | 24 | 21 | 62 | 14 | 2 | 4 | 2.23 | 3 | 4 | 2 |
| Calvin Coker | 4.78 | 3-2 | 29/10 | 0 | 0/3 | 7 | 58.1 | 59 | 33 | 31 | 21 | 54 | 10 | 2 | 6 | 2.61 | 6 | 3 | 0 |
| Davis Daniel | 4.86 | 3-4 | 19/10 | 0 | 0/1 | 0 | 66.2 | 74 | 40 | 36 | 32 | 70 | 17 | 2 | 7 | 2.78 | 3 | 1 | 1 |
| Corey Herndon | 2.87 | 1-0 | 14/0 | 0 | 0/0 | 0 | 15.2 | 13 | 5 | 5 | 11 | 13 | 2 | 0 | 0 | 2.36 | 0 | 2 | 1 |
| Elliott Anderson | 3.64 | 5-0 | 24/0 | 0 | 0/1 | 1 | 29.2 | 25 | 18 | 12 | 15 | 32 | 8 | 0 | 1 | 2.29 | 4 | 2 | 0 |
| Ryan Watson | 4.76 | 0-0 | 7/2 | 0 | 0/0 | 0 | 11.1 | 13 | 6 | 6 | 5 | 9 | 5 | 0 | 0 | 3.10 | 1 | 1 | 0 |
| Wesley Malczewski | 5.66 | 4-0 | 24/0 | 0 | 0/0 | 2 | 35.0 | 39 | 26 | 22 | 18 | 19 | 7 | 1 | 1 | 2.91 | 2 | 2 | 1 |
| Jack Owen | 5.97 | 2-2 | 14/7 | 0 | 0/0 | 2 | 34.2 | 43 | 24 | 23 | 16 | 35 | 5 | 0 | 4 | 3.12 | 4 | 5 | 0 |
| Ryan Hoeter | 6.23 | 0-0 | 7/2 | 0 | 0/0 | 0 | 8.2 | 9 | 6 | 6 | 7 | 5 | 0 | 1 | 2 | 2.73 | 4 | 1 | 0 |
| Blake Schillaci | 9.53 | 0-0 | 6/0 | 0 | 0/0 | 0 | 5.2 | 8 | 6 | 3 | 3 | 2 | 0 | 2 | 3.33 | 0 | 2 | 0 | |
| Payton Glavinie | 27.00 | 0-0 | 5/0 | 0 | 0/0 | 0 | 3.0 | 10 | 9 | 2 | 5 | 4 | 0 | 0 | 0 | 5.26 | 0 | 2 | 0 |
| Totals | 4.13 | 43-23 | 66/66 | 3 | 5/4 | 17 | 579.0 | 545 | 299 | 266 | 223 | 595 | 127 | 11 | 54 | 2.48 | 36 | 34 | 6 |
| Opponents | 6.31 | 23-43 | 66/66 | 0 | 2/2 | 8 | 562.1 | 626 | 467 | 394 | 309 | 501 | 124 | 4 | 73 | 2.82 | 77 | 84 | 9 |

| Date | Opponent | Score | W/L |
|------|---------------------|----------|-----|
| 4/13 | * MISSISSIPPI STATE | 2-1 | W |
| 4/14 | * MISSISSIPPI STATE | 2-7 | L |
| 4/15 | * MISSISSIPPI STATE | 7-5 | W |
| 4/17 | UAB | 12-2 | W |
| 4/20 | * at Alabama | 19-5 | W |
| 4/21 | * at Alabama | 5-0 | W |
| 4/21 | * at Alabama | 20-5 | W |
| 4/24 | SAMFORD | 7-2 | W |
| 4/26 | * at #1 Florida | 1-3 | L |
| 4/27 | * at #1 Florida | 11-5 | W |
| 4/28 | * at #1 Florida | 3-12 | L |
| 5/4 | * #17 VANDERBILT | 4-1 | W |
| 5/5 | * #17 VANDERBILT | 11-5 | W |
| 5/6 | * #17 VANDERBILT | 14-0 | W |
| 5/8 | SOUTH ALABAMA | 10-4 | W |
| 5/10 | * at #5 Ole Miss | 4-5 | L |
| 5/11 | * at #5 Ole Miss | 3-8 | L |
| 5/12 | * at #5 Ole Miss | 3-10 | L |
| 5/15 | at Troy | 5-9 | L |
| 5/17 | * LSU | 11-4 | W |
| 5/18 | * LSU | 2-6 | L |
| 5/19 | * LSU | 14-5 | W |
| 5/22 | # vs Kentucky | 4-3 [11] | W |
| 5/23 | # vs #4 Ole Miss | 9-3 | W |
| 5/24 | # vs Texas A&M | 2-4 | L |
| 5/25 | # vs #4 Ole Miss | 0-7 | L |
| 6/1 | % vs Northeastern | 13-4 | W |
| 6/2 | % vs ARMY | 12-1 | W |
| 6/3 | % at #11 NC State | 15-7 | W |
| 6/9 | S at #1 Florida | 2-8 | L |
| 6/10 | S vs #1 Florida | 3-2 | W |
| 6/11 | S at #1 Florida | 2-3 [11] | L |

^ - MAX Capital City Classic (Montgomery, AL)
- SEC Tournament (Hoover, AL)
% - NCAA Raleigh Regional (Raleigh, NC)
S - NCAA Gainesville Super Regional (Gainesville, FL)
* - SEC Game | Home games in ALL

•COLLEGE WORLD SERIES•
•ATLANTA REGIONAL CHAMPIONS•
•CHAPEL HILL SUPER REGIONAL CHAMPIONS•

| Date | Opponent | Score | W/L |
|------|---------------------------|----------|-----|
| 2/15 | GEORGIA SOUTHERN | 11-2 | W |
| 2/16 | GEORGIA SOUTHERN | 5-7 [13] | L |
| 2/17 | GEORGIA SOUTHERN | 4-3 [13] | W |
| 2/19 | ALABAMA A&M | 10-1 | W |
| 2/20 | ALABAMA A&M | 10-2 | W |
| 2/22 | at UCF | 4-1 | W |
| 2/23 | at UCF | 1-6 | L |
| 2/24 | at UCF | 13-9 | W |
| 3/1 | CINCINNATI | 5-0 | W |
| 3/2 | CINCINNATI | 5-0 | W |
| 3/2 | CINCINNATI | 9-5 | W |
| 3/5 | UT MARTIN | 15-9 | W |
| 3/6 | UT MARTIN | 2-0 | W |
| 3/8 | TEXAS AT SAN ANTONIO | 6-0 | W |
| 3/9 | TEXAS AT SAN ANTONIO | 5-0 | W |
| 3/9 | TEXAS AT SAN ANTONIO | 8-3 | W |
| 3/12 | at South Alabama | 6-2 | W |
| 3/15 | * #21 TENNESSEE | 2-0 | W |
| 3/16 | * #21 TENNESSEE | 5-2 | W |
| 3/17 | * #21 TENNESSEE | 5-3 | W |
| 3/19 | at UAB | 13-5 | W |
| 3/22 | * at #4 Mississippi State | 6-5 | W |
| 3/23 | * at #4 Mississippi State | 2-15 | L |
| 3/24 | * at #4 Mississippi State | 15-20 | L |
| 3/26 | ^ vs Alabama | 3-6 | L |
| 3/29 | * at South Carolina | 4-2 | W |
| 3/30 | * at South Carolina | 0-4 | L |
| 3/31 | * at South Carolina | 7-5 | W |
| 4/2 | GEORGIA TECH | 3-9 | L |
| 4/5 | * #9 ARKANSAS | 6-3 | W |
| 4/5 | * #9 ARKANSAS | 6-9 [15] | L |
| 4/6 | * #9 ARKANSAS | 0-8 | L |
| 4/9 | JACKSONVILLE STATE | 6-11 | L |

2019 • 38-28, 14-16 SEC
Head Coach: Butch Thompson (2016-Current)

| Player | AVG | GP/S | AB | R | H | 2B | 3B | HR | RBI | TB | SLG | BB | SO | GDP | OB% | SF/SH | SB-AT | |
|-----------------|-------|-------|-----|----|----|----|----|----|-----|-----|-------|----|----|-----|-----|-------|-------|-------|
| Conor Davis | .290 | 63/62 | 252 | 35 | 73 | 14 | 1 | 8 | 36 | 113 | 448 | 21 | 3 | 65 | 6 | 3.51 | 0/0 | 2-2 |
| Ryan Bliss | .281 | 66/66 | 249 | 50 | 70 | 11 | 1 | 3 | 37 | 92 | 369 | 36 | 2 | 46 | 5 | 3.67 | 7/2 | 11-13 |
| Ronkin Waley | .277 | 64/64 | 256 | 36 | 71 | 17 | 1 | 1 | 45 | 99 | 387 | 19 | 5 | 68 | 10 | 3.36 | 3/0 | 2-2 |
| Judd Ward | .272 | 66/65 | 257 | 42 | 70 | 12 | 2 | 5 | 34 | 101 | 393 | 37 | 7 | 61 | 2 | 3.77 | 1/6 | 5-7 |
| Kason Howell | .262 | 63/63 | 225 | 31 | 59 | 10 | 0 | 0 | 28 | 69 | 307 | 22 | 7 | 49 | 3 | 3.40 | 5/4 | 14-16 |
| Matt Scheffler | .260 | 61/59 | 219 | 30 | 57 | 12 | 0 | 2 | 28 | 75 | 342 | 17 | 7 | 26 | 3 | 3.31 | 2/4 | 5-6 |
| Edouard Julien | .258 | 65/65 | 236 | 52 | 61 | 14 | 1 | 10 | 57 | 107 | 453 | 46 | 7 | 76 | 3 | 3.88 | 5/0 | 3-5 |
| Steven Williams | .247 | 65/64 | 235 | 40 | 58 | 8 | 2 | 9 | 36 | 97 | 413 | 38 | 3 | 64 | 2 | 3.55 | 3/4 | 3-3 |
| Will Holland | .246 | 64/64 | 232 | 48 | 57 | 9 | 0 | 9 | 32 | 93 | 401 | 35 | 14 | 62 | 7 | 3.76 | 1/3 | 15-18 |
| Brett Olson | 1.000 | 2/0 | 1 | 0 | 1 | 0 | 0 | 0 | 0 | 1 | 1.000 | 1 | 0 | 0 | 0 | 1.000 | 0/0 | 0-0 |
| Brady Moore | .333 | 13/4 | 27 | 6 | 9 | 1 | 0 | 0 | 4 | 12 | 444 | 2 | 0 | 5 | 2 | 3.79 | 0/0 | 0-1 |
| Ed Johnson | .286 | 6/1 | 7 | 0 | 2 | 1 | 0 | 0 | 0 | 2 | 2.86 | 1 | 0 | 2 | 0 | 3.75 | 0/0 | 0-0 |
| Devin Warner | .267 | 10/2 | 15 | 1 | 4 | 0 | 0 | 0 | 3 | 4 | 2.67 | 0 | 1 | 5 | 0 | 3.13 | 0/0 | 0-0 |
| Everett Lau | .250 | 19/8 | 40 | 7 | 10 | 2 | 0 | 1 | 8 | 15 | 3.75 | 4 | 1 | 12 | 2 | 3.33 | 0/0 | 1-1 |
| Chase Hull | .160 | 13/7 | 25 | 2 | 4 | 1 | 0 | 0 | 3 | 5 | 2.00 | 1 | 2 | 9 | 2 | 2.50 | 0/0 | 0-0 |
| Jarrett Eaton | .000 | 14/0 | | | | | | | | | | | | | | | | |



YEAR-BY-YEAR RESULTS & TEAM STATS

Table with columns: Date, Opponent, Score, W/L. Rows include games against Illinois-Chicago, Oakland, UCF, Alabama A&M, Wright State, Georgia Tech, and Wofford.

2020 • 13-5, 0-0 SEC*

Head Coach: Butch Thompson (2016-Current)

Player statistics table for 2020 season. Columns include Player, AVG, GP/S, AB, R, H, 2B, 3B, HR, RBI, TB, SLG, BB, HB, SO, GDP, OBP%, SF/SH, SB-AT. Includes totals and opponents.

Player statistics table for 2020 season. Columns include Player, ERA, W-L, G/GS, CG, SHO, SV, IP, H, R, ER, BB, SO, 2B, 3B, HR, Avg, WP, HR, BK. Includes totals and opponents.

*Season canceled after 18 games due to COVID-19

Table with columns: Date, Opponent, Score, W/L. Rows include games against Presbyterian, Alabama A&M, Little Rock, Lipscomb, Ole Miss, Kentucky, Arkansas, Mississippi State, Samford, and Jacksonville State.

2021 • 25-27, 10-26 SEC

Head Coach: Butch Thompson (2016-Current)

Player statistics table for 2021 season. Columns include Player, AVG, GP/S, AB, R, H, 2B, 3B, HR, RBI, TB, SLG, BB, HB, SO, GDP, OBP%, SF/SH, SB-AT. Includes totals and opponents.

Player statistics table for 2021 season. Columns include Player, ERA, W-L, G/GS, CG, SHO, SV, IP, H, R, ER, BB, SO, 2B, 3B, HR, Avg, WP, HR, BK. Includes totals and opponents.

Table with columns: Date, Opponent, Score, W/L. Rows include games against Florida, Florida-2, Georgia, Georgia-2, LSU, Samford, Texas A&M, Missouri, and Ole Miss.

*- Round Rock Classic (Round Rock, TX)
#- SEC Tournament (Hoover, AL)
*- SEC Game | Home games in ALL





YEAR-BY-YEAR RESULTS & TEAM STATS

•AUBURN REGIONAL CHAMPIONS•
•CORVALLIS SUPER REGIONAL CHAMPIONS•
•COLLEGE WORLD SERIES•

| Date | Opponent | Score | W/L |
|------|------------------------|----------|-----|
| 2/18 | vs. Oklahoma | 0-3 | L |
| 2/19 | vs. #12 Texas Tech | 2-1 | W |
| 2/20 | vs. Kansas State | 12-1 | W |
| 2/23 | TROY | 13-1 | W |
| 2/25 | YALE | 9-0 | W |
| 2/26 | YALE-1 | 4-3 | W |
| 2/26 | YALE-2 | 4-5 [10] | L |
| 3/1 | ALABAMA STATE | 13-7 | W |
| 3/2 | UAB | 16-1 | W |
| 3/4 | RHODE ISLAND | 7-2 | W |
| 3/5 | RHODE ISLAND-1 | 16-0 | W |
| 3/5 | RHODE ISLAND-2 | 12-0 [7] | W |
| 3/6 | RHODE ISLAND | 14-1 | W |
| 3/9 | ! vs. Tennessee Tech | 4-3 | W |
| 3/11 | MIDDLE TENNESSEE | 8-10 | L |
| 3/13 | MIDDLE TENNESSEE-1 | 10-7 | W |
| 3/13 | MIDDLE TENNESSEE-2 | 3-4 [8] | L |
| 3/17 | * #1 OLE MISS | 6-13 | L |
| 3/18 | * #1 OLE MISS | 19-5 | W |
| 3/19 | * #1 OLE MISS | 2-15 | L |
| 3/22 | vs. South Alabama & | 13-12 | W |
| 3/25 | * at Texas A&M | 6-5 [10] | L |
| 3/26 | * at Texas A&M | 4-5 [11] | L |
| 3/27 | * at Texas A&M | 13-9 | W |
| 3/29 | JACKSONVILLE STATE | 2-5 | L |
| 3/31 | * at #12 LSU | 6-5 | W |
| 4/1 | * at #12 LSU | 2-9 | L |
| 4/2 | * at #12 LSU | 6-4 | W |
| 4/5 | at UAB | 6-4 | W |
| 4/8 | * #12 VANDERBILT | 5-1 | W |
| 4/9 | * #12 VANDERBILT | 4-19 | L |
| 4/10 | * #12 VANDERBILT | 8-2 | W |
| 4/12 | SAMFORD | 4-1 | W |
| 4/14 | * at Mississippi State | 6-7 | L |
| 4/15 | * at Mississippi State | 5-9 | L |

2022 • 43-22, 16-13 SEC
Head Coach: Butch Thompson (2016-Current)

| Player | AVG | GP/S | AB | R | H | 2B | 3B | HR | RBI | TB | SLG | BB | SO | GDP | OB% | SF/SH | SB-AT | |
|------------------|-------------|--------------|-------------|------------|------------|------------|-----------|-----------|------------|-------------|-------------|------------|-----------|------------|-----------|------------|--------------|--------------|
| Sammy DiChiara | .383 | 21/61 | 208 | 59 | 75 | 15 | 0 | 22 | 59 | 160 | .777 | 68 | 10 | 55 | 5 | 549 | 2/0 | |
| Blake Rambusch | .327 | 65/65 | 266 | 55 | 87 | 13 | 1 | 4 | 37 | 114 | .429 | 28 | 15 | 36 | 3 | 415 | 4/3 | |
| Brooks Carlson | .297 | 53/46 | 185 | 36 | 55 | 11 | 0 | 6 | 31 | 84 | .454 | 23 | 2 | 49 | 5 | 379 | 1/0 | |
| Brady Moore | .291 | 64/64 | 254 | 46 | 74 | 12 | 1 | 5 | 38 | 103 | .406 | 24 | 2 | 35 | 2 | 351 | 5/2 | |
| Kason Howell | .287 | 65/65 | 251 | 50 | 72 | 19 | 2 | 2 | 35 | 101 | .402 | 28 | 14 | 52 | 1 | 385 | 3/3 | |
| Bobby Pearce | .284 | 48/38 | 162 | 33 | 46 | 4 | 4 | 10 | 31 | 91 | .562 | 13 | 4 | 46 | 4 | 350 | 1/0 | |
| Cole Foster | .267 | 53/52 | 172 | 40 | 46 | 11 | 0 | 9 | 47 | 84 | .488 | 29 | 10 | 46 | 3 | 395 | 4/1 | |
| Nate LaRue | .211 | 52/42 | 152 | 19 | 32 | 8 | 0 | 6 | 34 | 58 | .382 | 13 | 2 | 66 | 0 | 272 | 6/1 | |
| Brady Moss | .333 | 6/0 | 3 | 0 | 1 | 0 | 0 | 0 | 1 | 1 | .333 | 0 | 0 | 1 | 0 | 250 | 1/0 | |
| Cam Hill | .278 | 39/26 | 108 | 16 | 30 | 7 | 0 | 1 | 19 | 40 | .370 | 13 | 1 | 34 | 1 | 358 | 1/0 | |
| Josh Hall | .269 | 18/6 | 26 | 5 | 7 | 1 | 0 | 0 | 2 | 8 | .308 | 5 | 0 | 10 | 0 | 387 | 0/0 | |
| Mike Bello | .253 | 43/27 | 99 | 18 | 25 | 4 | 0 | 1 | 12 | 32 | .323 | 14 | 2 | 21 | 0 | 350 | 2/1 | |
| Mason Land | .244 | 28/9 | 45 | 4 | 17 | 4 | 0 | 0 | 3 | 12 | .267 | 4 | 1 | 9 | 0 | 320 | 0/3 | |
| Garrett Farquhar | .236 | 39/17 | 72 | 17 | 17 | 4 | 0 | 2 | 12 | 27 | .375 | 7 | 4 | 8 | 2 | 337 | 0/0 | |
| Bryson Ware | .234 | 49/23 | 94 | 23 | 22 | 8 | 2 | 1 | 21 | 37 | .394 | 13 | 2 | 37 | 1 | 336 | 1/0 | |
| Jake Wymard | .233 | 23/14 | 43 | 8 | 10 | 1 | 0 | 1 | 12 | 14 | .326 | 4 | 2 | 16 | 0 | 320 | 1/1 | |
| Ryan Dyal | .217 | 32/27 | 92 | 23 | 20 | 4 | 0 | 4 | 26 | 36 | .391 | 16 | 7 | 32 | 2 | 368 | 2/1 | |
| Bryton Brown | .167 | 6/3 | 12 | 2 | 2 | 0 | 0 | 0 | 3 | 2 | .167 | 2 | 2 | 7 | 0 | 375 | 0/1 | |
| Luke Burk | .125 | 11/0 | 8 | 1 | 1 | 0 | 0 | 0 | 1 | 125 | 0 | 0 | 0 | 6 | 0 | 125 | 0/0 | |
| Ben Schorr | .000 | 2/0 | 1 | 0 | 0 | 0 | 0 | 0 | 0 | 0 | .000 | 0 | 0 | 0 | 0 | 0 | 0 | 0 |
| Totals | .283 | 65/65 | 2251 | 455 | 637 | 126 | 10 | 74 | 423 | 1005 | .446 | 304 | 80 | 566 | 29 | 383 | 34/17 | 49-63 |
| Opponents | .255 | 65/65 | 2196 | 328 | 560 | 122 | 2 | 70 | 301 | 896 | .408 | 260 | 58 | 666 | 41 | 346 | 24/17 | 30-48 |

| Player | ERA | W-L | G/GS | CG | SHO | SV | IP | H | R | ER | BB | SO | 2B | 3B | HR | Avg | WP | HB | BK |
|------------------|-------------|--------------|--------------|----------|------------|-----------|--------------|------------|------------|------------|------------|------------|------------|-----------|-----------|------------|-----------|-----------|----------|
| Joseph Gonzalez | 3.22 | 7-4 | 15/14 | 1 | 0/2 | 0 | 78.1 | 83 | 30 | 28 | 15 | 54 | 12 | 1 | 8 | 276 | 3 | 5 | 1 |
| Blake Burkhalter | 3.69 | 4-2 | 30/0 | 0 | 0/1 | 16 | 46.1 | 35 | 21 | 19 | 7 | 71 | 4 | 0 | 9 | 206 | 4 | 4 | 0 |
| Mason Barnett | 4.38 | 3-3 | 19/14 | 0 | 0/0 | 0 | 63.2 | 63 | 32 | 31 | 32 | 83 | 17 | 1 | 5 | 256 | 4 | 3 | 0 |
| Carson Skipper | 4.45 | 6-3 | 27/1 | 0 | 0/1 | 0 | 58.2 | 56 | 34 | 29 | 14 | 70 | 15 | 0 | 8 | 250 | 7 | 3 | 0 |
| Trace Bright | 5.13 | 5-4 | 18/17 | 0 | 0/1 | 0 | 80.2 | 78 | 51 | 46 | 38 | 94 | 21 | 0 | 8 | 252 | 8 | 6 | 0 |
| Nate LaRue | 1.69 | 0-0 | 5/0 | 0 | 0/0 | 0 | 5.1 | 7 | 1 | 3 | 4 | 0 | 0 | 0 | 0 | 1 | 318 | 1 | 0 |
| Chase Allsup | 3.38 | 1-0 | 23/0 | 0 | 0/0 | 2 | 29.1 | 24 | 15 | 11 | 17 | 36 | 5 | 0 | 4 | 226 | 5 | 5 | 0 |
| Hayden Mullins | 3.63 | 2-1 | 11/8 | 0 | 0/0 | 0 | 34.2 | 23 | 16 | 14 | 25 | 43 | 3 | 0 | 4 | 187 | 3 | 1 | 0 |
| Ben Bosse | 3.86 | 0-0 | 7/0 | 0 | 0/2 | 0 | 4.2 | 4 | 3 | 2 | 2 | 6 | 0 | 0 | 0 | 235 | 3 | 1 | 1 |
| Konner Copeland | 4.20 | 3-0 | 9/2 | 0 | 0/0 | 0 | 15.0 | 20 | 11 | 7 | 8 | 19 | 3 | 0 | 3 | 328 | 1 | 1 | 0 |
| John Armstrong | 4.26 | 1-0 | 19/0 | 0 | 0/1 | 0 | 19.0 | 20 | 13 | 9 | 11 | 21 | 4 | 0 | 1 | 294 | 3 | 0 | 0 |
| Tommy Sheehan | 4.28 | 2-0 | 16/3 | 0 | 0/0 | 1 | 33.2 | 25 | 18 | 16 | 22 | 29 | 6 | 0 | 1 | 207 | 3 | 2 | 0 |
| Chase Isbell | 4.82 | 1-1 | 14/0 | 0 | 0/0 | 0 | 18.2 | 17 | 10 | 10 | 14 | 23 | 8 | 0 | 0 | 243 | 2 | 2 | 0 |
| Cade Granzow | 4.91 | 0-0 | 7/0 | 0 | 0/1 | 0 | 7.1 | 9 | 4 | 4 | 4 | 2 | 0 | 0 | 1 | 333 | 2 | 1 | 0 |
| Carson Swilling | 5.72 | 3-2 | 21/0 | 0 | 0/1 | 0 | 28.1 | 29 | 18 | 18 | 14 | 35 | 8 | 0 | 5 | 269 | 5 | 4 | 0 |
| Jordan Armstrong | 5.93 | 3-1 | 14/6 | 0 | 0/1 | 1 | 30.1 | 36 | 22 | 20 | 15 | 40 | 9 | 0 | 4 | 288 | 4 | 8 | 1 |
| Brooks Fuller | 8.10 | 0-0 | 9/0 | 0 | 0/0 | 0 | 6.2 | 9 | 6 | 6 | 7 | 3 | 0 | 0 | 0 | 321 | 0 | 1 | 1 |
| Parker Carlson | 8.59 | 1-1 | 5/0 | 0 | 0/0 | 0 | 7.1 | 8 | 7 | 7 | 3 | 10 | 1 | 0 | 3 | 267 | 2 | 0 | 0 |
| Tyler Drabick | 9.82 | 1-0 | 8/0 | 0 | 0/1 | 0 | 7.1 | 10 | 10 | 8 | 5 | 13 | 1 | 0 | 3 | 323 | 2 | 2 | 0 |
| Garrett Wade | 10.80 | 0-0 | 4/0 | 0 | 0/0 | 0 | 1.2 | 0 | 2 | 2 | 3 | 0 | 0 | 0 | 0 | 0 | 0 | 0 | 0 |
| Cam Hill | 18.00 | 0-0 | 3/0 | 0 | 0/1 | 0 | 2.0 | 4 | 4 | 4 | 1 | 1 | 0 | 0 | 2 | 400 | 0 | 1 | 0 |
| Totals | 4.49 | 43-22 | 65/65 | 1 | 4/4 | 20 | 579.0 | 560 | 328 | 289 | 260 | 666 | 122 | 10 | 74 | 255 | 63 | 58 | 4 |
| Opponents | 6.41 | 22-43 | 65/65 | 0 | 1/1 | 6 | 561.2 | 637 | 455 | 400 | 304 | 566 | 126 | 2 | 74 | 283 | 73 | 80 | 9 |

| Date | Opponent | Score | W/L |
|------|------------------------|----------|-----|
| 4/16 | * at Mississippi State | 3-2 [10] | W |
| 4/19 | ALABAMA STATE | 6-5 [10] | W |
| 4/20 | KENNESAW STATE | 14-1 | W |
| 4/22 | * SOUTH CAROLINA | 6-3 | W |
| 4/23 | * SOUTH CAROLINA | 8-6 | W |
| 4/24 | * SOUTH CAROLINA | 2-0 | W |
| 4/26 | at Jacksonville State | 8-4 | W |
| 4/29 | * at #1 Tennessee | 4-17 | L |
| 4/30 | * at #1 Tennessee | 8-6 | W |
| 5/1 | * at #1 Tennessee | 3-5 | L |
| 5/6 | * #3 ARKANSAS | 8-11 | L |
| 5/7 | * #3 ARKANSAS | 5-3 | W |
| 5/8 | * #3 ARKANSAS | 4-7 | L |
| 5/10 | at Troy | 11-4 | W |
| 5/13 | * ALABAMA | 3-2 | W |
| 5/14 | * ALABAMA | 6-4 | W |
| 5/17 | vs. Samford | 8-4 | W |
| 5/20 | * at Kentucky-1 | 1-5 | L |
| 5/20 | * at Kentucky-2 | 6-3 | W |
| 5/21 | * at Kentucky | 3-6 | L |
| 5/25 | vs. Kentucky | 1-3 | L |
| 6/3 | % SOUTHEASTERN | 19-7 | W |
| 6/4 | % FLORIDA STATE | 21-7 | W |
| 6/5 | % UCLA | 11-4 | W |
| 6/11 | S at #3 Oregon State | 7-5 | W |
| 6/12 | S at #3 Oregon State | 3-4 | L |
| 6/13 | S at #3 Oregon State | 4-3 | W |
| 6/18 | vs. Ole Miss | 1-5 | L |
| 6/20 | ~ vs. #2 Stanford | 6-2 | W |
| 6/21 | ~ vs. Arkansas | 1-11 | L |

! - State Farm Showdown (Arlington, TX)
 1 - Game played at Toyota Field (Madison, AL)
 8 - Game played at Riverwalk Stadium (Montgomery, AL)
 # - Game played at Hoover Met/SEC Tournament (Hoover, AL)
 % - NCAA Auburn Regional (Auburn, AL)
 S - NCAA Corvallis Super Regional (Corvallis, OR)
 ~ - NCAA College World Series (Omaha, NE)
 * - SEC Game | Home games in ALL

•AUBURN REGIONAL•

| Date | Opponent | Score | W/L |
|------|-----------------------|------------|-----|
| 2/17 | INDIANA | 8-4 | W |
| 2/18 | INDIANA | 6-1 | W |
| 2/19 | INDIANA | 2-11 | L |
| 2/21 | vs. North Alabama! | 13-1 [7] | W |
| 2/24 | USC | 5-3 | W |
| 2/25 | USC | 12-6 | W |
| 2/26 | USC | 12-12 | T |
| 3/1 | FLORIDA A&M | 18-8 [7] | W |
| 3/3 | LIPSCOMB | 7-3 | W |
| 3/4 | LIPSCOMB | 12-11 | W |
| 3/5 | LIPSCOMB | 4-3 | W |
| 3/7 | UAB | 6-1 | W |
| 3/8 | at Jacksonville State | 4-3 | W |
| 3/10 | SOUTHEASTERN | 7-1 | W |
| 3/11 | SOUTHEASTERN-1 | 3-8 | L |
| 3/11 | SOUTHEASTERN-2 | 7-8 | L |
| 3/14 | GEORGIA TECH | 12-11 [12] | W |
| 3/17 | * at #3 Arkansas | 2-7 | L |
| 3/18 | * at #3 Arkansas | 3-9 | L |
| 3/19 | * at #3 Arkansas | 0-5 | L |
| 3/21 | vs. South Alabama & | 6-5 | W |
| 3/23 | * GEORGIA | 7-6 [11] | W |
| 3/24 | * GEORGIA | 6-3 | W |
| 3/25 | * GEORGIA | 7-24 | L |
| 3/28 | NORTH ALABAMA | 14-1 [7] | W |
| 3/31 | * at #2 Florida | 10-1 | W |
| 4/1 | * at #2 Florida | 5-12 | L |
| 4/2 | * at #2 Florida | 8-17 | L |
| 4/4 | at UAB | 5-6 | L |
| 4/6 | * TEXAS A&M | 5-9 | L |
| 4/7 | * TEXAS A&M-1 | 10-9 | W |
| 4/7 | * TEXAS A&M-2 | 6-12 | L |
| 4/11 | at Georgia Tech | 8-12 [10] | L |
| 4/14 | * at Alabama | 8-4 | W |
| 4/15 | * at Alabama | 2-4 | L |
| 4/16 | * at Alabama | 1-6 | L |
| 4/18 | SAMFORD | 13-3 [8] | W |

2023 • 34-23-1, 17-13 SEC
Head Coach: Butch Thompson (2016-Current)

| Player | AVG | GP/S | AB | R | H | 2B | 3B | HR | RBI | TB | SLG | BB | SO | GDP | OB% | SF/SH | SB-AT |
|---------------|------|-------|-----|----|----|----|----|----|-----|-----|------|----|----|-----|-----|-------|-------|
| Ike Irish | .361 | 58/58 | 238 | 48 | 86 | 24 | 1 | 6 | 50 | 130 | .546 | 26 | 5 | 45 | 7 | 429 | 4/0 |
| Bryson Ware | .350 | 58/58 | 223 | 66 | 78 | 11 | 1 | 24 | 63 | 163 | .731 | 30 | 9 | 46 | 6 | 438 | 5/3 |
| Bobby Pearce | .343 | 46/45 | 181 | 43 | 62 | 10 | 2 | 5 | 26 | 91 | .503 | 15 | 8 | 37 | 1 | 411 | 3/0 |
| Cole Foster | .336 | 55/55 | 223 | 57 | 75 | 13 | 0 | 18 | 49 | 127 | .570 | 30 | 7 | 50 | 3 | 429 | 1/0 |
| Chris Smedley | .280 | 50/40 | 164 | 33 | | | | | | | | | | | | | |



AUBURN ON TV

| DATE | OPPONENT | SCORE | W-L | SITE | NETWORK |
|---------|------------------------|-----------|-----|--------------------------|-----------------|
| 4/14/86 | KENTUCKY | 5-4 | W | AUBURN | ESPN |
| 4/10/88 | at Florida | 12-7 | W | at Gainesville, Fla. | SportsChannel |
| 3/18/89 | GEORGIA | 6-8 | L | AUBURN | SportsChannel |
| 3/25/89 | at Miss. State (Gm. 1) | 0-7 | L | Starkville, Miss. | SportsChannel |
| 3/26/89 | at Miss. State | 5-11 | L | Starkville, Miss. | ESPN |
| 5/13/89 | LSU | 8-5 | W | Gainesville, Fla. (SEC) | SportsChannel |
| | at Florida | 4-2 | W | Gainesville, Fla. (SEC) | SportsChannel |
| 5/14/89 | Georgia | 2-1 | W | Gainesville, Fla. (SEC) | SportsChannel |
| 5/27/89 | at Florida State | 6-7 | L | Tallahassee, Fla. (NCAA) | Sunshine |
| 3/31/90 | at LSU (Gm. 1) | 6-12 | L | Baton Rouge, La. | HSE |
| | at LSU (Gm. 2) | 6-5 | W | Baton Rouge, La. | HSE |
| 4/1/90 | at LSU | 17-7 | W | Baton Rouge, La. | HSE |
| 4/21/90 | ALABAMA | 7-6 | W | AUBURN | SportsChannel |
| 5/5/90 | at Florida | 7-8 | L | Gainesville, Fla. | SportsChannel |
| 4/20/91 | at Alabama (Gm. 1) | 19-11 | W | Tuscaloosa, Ala. | SportsChannel |
| 5/18/91 | Miss. State | 0-1 | L | Baton Rouge, La. (SEC) | SportsChannel |
| 3/21/92 | at Florida (Gm. 1) | 2-4 | L | Gainesville, Fla. | SportsChannel |
| 3/22/92 | at Florida | 1-2 | L | Gainesville, Fla. | SportsChannel |
| 4/17/93 | ARKANSAS (Gm. 1) | 7-8 | L | AUBURN | JP/SportSouth |
| | ARKANSAS (Gm. 2) | 6-1 | W | AUBURN | JP/SportSouth |
| 5/8/93 | at LSU (Gm. 1) | 2-21 | L | Baton Rouge, La. | HSE |
| 4/9/94 | VANDERBILT | 20-7 | W | AUBURN | JP/SportSouth |
| 4/16/94 | at Arkansas | 6-3 | W | Fayetteville, Ark. | JP/SportSouth |
| 6/4/94 | Oklahoma | 4-5 | L | Omaha, Neb. (CWS) | ESPN2 |
| 6/16/94 | Miami | 5-7 | L | Omaha, Neb. (CWS) | ESPN |
| 3/16/96 | at Tennessee | 10-5 [10] | W | Knoxville, Tenn. | SportSouth |
| 4/6/96 | FLORIDA | 10-7 | W | AUBURN | SportsChannel |
| 4/7/96 | FLORIDA | 5-6 | L | AUBURN | SportsChannel |
| 5/4/96 | LSU | 0-6 | L | AUBURN | SportSouth |
| 3/15/97 | TENNESSEE | 16-4 | W | AUBURN | Fox Sport South |
| 4/12/97 | ALABAMA (Gm. 1) | 13-8 | W | AUBURN | Fox Sport South |
| 5/30/97 | Stanford | 3-8 | L | Omaha, Neb. (CWS) | ESPN |
| 6/1/97 | Rice | 10-1 | W | Omaha, Neb. (CWS) | ESPN2 |
| 6/23/97 | Stanford | 4-11 | L | Omaha, Neb. (CWS) | ESPN |
| 5/2/98 | KENTUCKY | 14-3 | W | AUBURN | Fox Sport South |
| 5/16/98 | Alabama (Game 1) | 3-4 | L | Hoover, Ala. (SEC) | Fox Sport South |
| 5/17/98 | Arkansas | 7-5 | W | Hoover, Ala. (SEC) | Fox Sport South |
| 5/24/98 | Florida State | 10-16 | L | Tallahassee, Fla. (NCAA) | Sunshine |
| 1/29/99 | Georgia Tech | 17-12 | W | Orlando, Fla. | FSN South |
| 2/15/99 | UNC Asheville | 7-1 | W | AUBURN | ACN |
| 2/16/99 | TROY STATE | 5-12 | L | AUBURN | ACN |
| 2/19/99 | M. TENNESSEE ST. | 8-2 | W | AUBURN | ACN |
| 3/2/99 | DAVIDSON | 16-0 | W | AUBURN | ACN |
| 3/9/99 | VCU | 7-2 | W | AUBURN | ACN |
| 3/10/99 | VCU | 12-4 | W | AUBURN | ACN |
| 3/26/99 | ALABAMA | 15-4 | W | AUBURN | ACN |
| 3/28/99 | ALABAMA | 4-10 | L | AUBURN | ACN |
| 4/2/99 | Miss. State | 3-13 | L | Starkville, Miss. | ACN |
| 4/6/99 | UAB | 17-5 | W | AUBURN | ACN |
| 4/9/99 | TENNESSEE | 19-13 | W | AUBURN | ACN |
| 4/10/99 | TENNESSEE | 6-3 | W | AUBURN | FSN South |
| 4/11/99 | TENNESSEE | 16-4 | W | AUBURN | ACN |
| 5/2/99 | LSU | 2-11 | L | Baton Rouge, La. | ACN |
| 5/16/99 | GEORGIA | 13-2 | W | AUBURN | ACN |
| 5/19/99 | LSU | 6-2 | W | Hoover, Ala. (SEC) | ACN |
| 5/20/99 | Arkansas | 3-2 | W | Hoover, Ala. (SEC) | ACN |
| 5/22/99 | Arkansas | 5-9 | L | Hoover, Ala. (SEC) | FSN South |
| 5/22/99 | Arkansas | 6-9 | L | Hoover, Ala. (SEC) | ACN |
| 5/28/99 | NC STATE | 9-7 | W | AUBURN (NCAA) | ACN |
| 5/29/99 | WINTHROP | 8-6 | W | AUBURN (NCAA) | ACN |
| 5/30/99 | TULANE | 5-7 | L | AUBURN (NCAA) | ACN |
| 5/30/99 | TULANE | 13-9 | W | AUBURN (NCAA) | ACN |
| 2/29/00 | TROY STATE | 14-7 | W | AUBURN | CSSE |
| 3/7/00 | DAVIDSON | 10-5 | W | AUBURN | CSSE |
| 3/26/00 | GEORGIA | 9-8 (10) | W | AUBURN | CSSE |
| 3/31/00 | LSU | 11-18 | L | AUBURN | CSSE |
| 4/2/00 | LSU | 10-12 | L | AUBURN | Guarantee |
| 4/4/00 | MERCER | 19-2 | W | AUBURN | CSSE |
| 4/23/00 | VANDERBILT | 10-8 | W | AUBURN | CSSE |
| 4/29/00 | Florida | 11-8 (10) | W | Gainesville, Fla. | Sunshine |
| 5/5/00 | Alabama | 2-3 | L | Tuscaloosa, Ala. | CSSE |
| 5/6/00 | Alabama | 6-3 | W | Tuscaloosa, Ala. | FSN South |
| 5/7/00 | Alabama | 4-13 | L | Tuscaloosa, Ala. | CSSE |
| 5/13/00 | MISS. STATE | 9-10 | L | AUBURN | FSN South |
| 5/17/00 | Florida | 2-7 | L | Hoover, Ala. (SEC) | CSSE |
| 5/18/00 | South Carolina | 4-11 | L | Hoover, Ala. (SEC) | CSSE |
| 3/16/01 | OLE MISS | 8-10 | L | AUBURN | CSSE |
| 3/18/01 | OLE MISS | 5-6 [11] | L | AUBURN | CSSE |
| 3/27/01 | Troy State | 7-0 | W | Montgomery, Ala. | CSSE |
| 4/1/01 | TENNESSEE | 5-2 | W | AUBURN | CSSE |
| 4/10/01 | SAMFORD | 6-5 | W | AUBURN | CSSE |
| 4/20/01 | ALABAMA | 5-4 [11] | W | AUBURN | CSSE |
| 4/21/01 | ALABAMA | 7-5 | W | AUBURN | FSN South |
| 4/22/01 | ALABAMA | 10-5 | W | AUBURN | CSSE |
| 5/4/01 | FLORIDA | 5-2 | W | AUBURN | Sunshine |

| DATE | OPPONENT | SCORE | W-L | SITE | NETWORK |
|---------|----------------------|----------|-----|-------------------------|---------------|
| 5/6/01 | FLORIDA | 2-5 | L | AUBURN | Sunshine/CSSE |
| 5/11/01 | LSU | 5-20 | L | Baton Rouge, La. | CSSE |
| 5/13/01 | LSU | 9-7 | W | Baton Rouge, La. | Guarantee |
| 5/16/01 | Georgia | 4-8 | L | Hoover, Ala. (SEC) | CSSE |
| 5/17/01 | South Carolina | 4-5 | L | Hoover, Ala. (SEC) | CSSE |
| 3/31/02 | Florida | 1-6 | L | Gainesville, Fla. | Sunshine |
| 4/7/02 | LSU | 5-9 | L | AUBURN | Jumbo/CSSE |
| 4/9/02 | GEORGIA TECH | 5-9 | L | AUBURN | FSN South |
| 4/12/02 | Ole Miss | 10-3 | W | Oxford, Miss. | CSS |
| 4/13/02 | Ole Miss | 1-2 | L | Oxford, Miss. | FSN South |
| 4/26/02 | Alabama | 6-8 | L | Tuscaloosa, Ala. | CSS |
| 4/27/02 | Alabama | 5-6 | L | Tuscaloosa, Ala. | FSN South |
| 5/22/02 | LSU | 1-2 | L | Hoover, Ala. (SEC) | CSS |
| 5/23/02 | Arkansas | 5-8 | L | Hoover, Ala. (SEC) | CSS |
| 5/31/02 | Florida Atlantic | 11-16 | L | Tuscaloosa, Ala. (NCAA) | CSS |
| 6/1/02 | Alabama | 3-6 | L | Tuscaloosa, Ala. (NCAA) | CSS |
| 3/16/03 | TENNESSEE | 3-2 | W | AUBURN | CSS |
| 3/18/03 | Georgia Tech | 7-5 | W | Atlanta, Ga. | CSS |
| 3/23/03 | Kentucky | 10-3 | W | Lexington, Ky. | CSS |
| 3/28/03 | Georgia | 4-3 [13] | W | Athens, Ga. | CSS |
| 3/30/03 | Georgia | 6-7 | L | Athens, Ga. | CSS |
| 4/6/03 | ALABAMA | 7-6 | W | AUBURN | CSS |
| 4/13/03 | Mississippi State | 7-3 | W | Starkville, Miss. | CSS |
| 4/27/03 | Vanderbilt | 0-3 | L | Nashville, Tenn. | CSS |
| 5/3/03 | FLORIDA | 6-8 | L | AUBURN | Sunshine |
| 5/4/03 | FLORIDA | 4-3 | W | AUBURN | CSS |
| 5/9/03 | LSU | 5-6 | L | Baton Rouge, La. | Cox |
| 5/11/03 | LSU | 14-8 | W | Baton Rouge, La. | CSS |
| 5/17/03 | OLE MISS | 5-2 | W | AUBURN | FSN South |
| 5/18/03 | OLE MISS | 6-2 | W | AUBURN | CSS |
| 5/22/03 | Vanderbilt | 3-1 | W | Hoover, Ala. (SEC) | CSS |
| 5/23/03 | Alabama | 5-7 | L | Hoover, Ala. (SEC) | CSS |
| 5/24/03 | South Carolina | 5-1 | W | Hoover, Ala. (SEC) | CSS |
| 5/24/03 | Alabama | 3-13 [7] | L | Hoover, Ala. (SEC) | CSS |
| 5/30/03 | PRINCETON | 5-2 | W | AUBURN (NCAA) | CSS |
| 5/31/03 | OHIO STATE | 5-7 | L | AUBURN (NCAA) | CSS |
| 5/31/03 | CLEMSON | 15-0 | W | AUBURN (NCAA) | CSS |
| 6/1/03 | OHIO STATE | 7-9 | L | AUBURN (NCAA) | CSS |
| 3/14/04 | Clemson | 9-6 | W | Clemson, S.C. | CSS |
| 3/27/04 | Tennessee | 6-7 | L | Knoxville, Tenn. | CSS |
| 3/28/04 | Tennessee | 7-3 | W | Knoxville, Tenn. | CSS |
| 3/30/04 | Georgia Tech | 5-20 | L | Atlanta, Ga. | CSS |
| 4/4/04 | LSU | 2-3 | L | AUBURN | CSS |
| 4/18/04 | Alabama | 0-19 | L | Tuscaloosa, Ala. | CSS |
| 4/25/04 | MISSISSIPPI STATE | 6-5 | W | AUBURN | CSS |
| 4/30/04 | Florida | 4-7 | L | Gainesville, Fla. | Sunshine |
| 5/1/04 | Florida | 8-11 | L | Gainesville, Fla. | Sunshine |
| 5/7/04 | SOUTH CAROLINA | 12-9 | W | AUBURN | CSS |
| 5/8/04 | SOUTH CAROLINA | 1-3 | L | AUBURN | CSS |
| 5/9/04 | SOUTH CAROLINA | 11-12 | L | AUBURN | CSS |
| 5/14/04 | GEORGIA | 2-11 | L | AUBURN | CSS |
| 5/15/04 | GEORGIA | 0-4 | L | AUBURN | FSN |
| 5/16/04 | GEORGIA | 4-3 | W | AUBURN | CSS |
| 3/19/05 | TENNESSEE | 7-1 | W | AUBURN | CSS |
| 4/5/05 | GEORGIA TECH | 2-3 | L | AUBURN | CSS |
| 4/9/05 | Mississippi State | 8-7 | W | Starkville, Miss. | FSN |
| 4/9/05 | FLORIDA | 2-4 | L | AUBURN | COX |
| 5/8/05 | OLE MISS | 1-9 | L | AUBURN | CSS |
| 5/13/05 | Georgia | 5-4 | W | Athens, Ga. | CSS |
| 5/14/05 | Georgia | 5-7 | L | Athens, Ga. | CSS |
| 5/22/05 | ALABAMA | 9-11 | L | AUBURN | CSS |
| 6/4/05 | Florida State (NCAA) | 3-4 | L | Tallahassee, Fla. | Sunshine |
| 6/5/05 | Florida State (NCAA) | 4-10 | L | Tallahassee, Fla. | Sunshine |
| 3/18/06 | SOUTH CAROLINA | 3-7 | L | AUBURN | CSS |
| 3/25/06 | Vanderbilt | 1-9 | L | Nashville, Tenn. | CSS |
| 4/22/06 | Florida | 1-4 | L | Gainesville, Fla. | FSN |
| 4/29/06 | Alabama | 7-6 | W | Tuscaloosa, Ala. | CSS |
| 4/30/06 | Alabama | 1-9 | L | Tuscaloosa, Ala. | CSS |
| 5/6/06 | LSU | 3-5 | L | AUBURN | CSS/Jumbo |
| 5/7/06 | LSU | 2-8 | L | AUBURN | CSS/Jumbo |
| 5/14/06 | GEORGIA | 4-9 | L | AUBURN | CSS |
| 3/23/07 | FLORIDA | 7-8 [10] | L | AUBURN | SUN |
| 3/24/07 | FLORIDA | 9-12 | L | AUBURN | SUN/CSSE |
| 3/25/07 | FLORIDA | 3-10 | L | AUBURN | CSS |
| 4/8/07 | LSU | 1-10 | L | Baton Rouge, La. | COX |
| 4/20/07 | ALABAMA | 12-5 | W | AUBURN | CSS |
| 4/21/07 | ALABAMA | 6-3 | W | AUBURN | FSN |
| 4/22/07 | ALABAMA | 4-12 | L | AUBURN | CSS |
| 5/5/07 | Mississippi State | 6-11 | L | Starkville, Miss. | CSS |
| 5/17/07 | Kentucky | 18-7 | W | Lexington, Ky. | FSN |
| 5/19/07 | Kentucky | 7-8 | L | Lexington, Ky. | FSN |
| 3/1/08 | Florida State | 3-4 | L | Tallahassee, Fla. | SUN |
| 3/16/08 | Florida | 2-6 | L | Gainesville, Fla. | SUN/FSN |
| 3/29/08 | TENNESSEE | 4-8 [11] | L | AUBURN | CSS |
| 4/13/08 | SOUTH CAROLINA | 6-7 | L | AUBURN | CSS |





AUBURN ON TV

| DATE | OPPONENT | SCORE | W-L | SITE | NETWORK |
|---------|-------------------|-----------|-----|------------------------|---------|
| 4/19/08 | Vanderbilt | 2-8 | L | Nashville, Tenn. | CSS |
| 4/26/08 | Alabama | 4-5 | L | Tuscaloosa, Ala. | FSN |
| 4/27/08 | Alabama | 7-17 | L | Tuscaloosa, Ala. | CSS |
| 5/15/08 | LSU | 4-6 | L | AUBURN | CSS |
| 5/16/08 | LSU | 5-15 | L | AUBURN | CSS |
| 4/18/09 | South Carolina | 6-4 | W | Columbia, S.C. | SS |
| 4/24/09 | LSU | 3-7 | L | Baton Rouge, La. | CSS |
| 4/26/09 | LSU | 6-7 | L | Baton Rouge, La. | CSS |
| 5/2/09 | OLE MISS | 2-8 | L | AUBURN | CSS |
| 5/3/09 | OLE MISS | 4-11 | L | AUBURN | CSS |
| 5/9/09 | Kentucky | 3-6 | L | Lexington, Ky. | BBSN |
| 5/10/09 | Kentucky | 7-5 | W | Lexington, Ky. | BBSN |
| 5/14/09 | ALABAMA | 3-2 [10] | W | AUBURN | CSS |
| 5/16/09 | ALABAMA | 3-13 | L | AUBURN | FSN |
| 3/27/10 | SOUTH CAROLINA | 0-2 | L | AUBURN | CSS |
| 4/2/10 | Alabama | 5-10 | L | Tuscaloosa, Ala. | CSS |
| 4/9/10 | LSU | 10-14 | L | AUBURN | CSS |
| 4/10/10 | LSU | 11-7 | W | AUBURN | SPSO |
| 4/18/10 | Vanderbilt | 2-3 | L | Nashville, Tenn. | ESPNU |
| 4/30/10 | Arkansas | 4-9 | L | Fayetteville, Ark. | CST |
| 5/2/10 | Arkansas | 13-2 | W | Fayetteville, Ark. | CST |
| 5/26/10 | Alabama | 1-7 | L | Hoover, Ala. | SPSO |
| 5/27/10 | South Carolina | 3-1 [12] | W | Hoover, Ala. | SPSO |
| 5/28/10 | Ole Miss | 7-10 [10] | L | Hoover, Ala. | FSN |
| 3/15/11 | Alabama | 2-1 | W | Montgomery, Ala. | CSS |
| 4/2/11 | VANDERBILT | 2-11 | L | AUBURN | CSS |
| 4/5/11 | Troy | 6-14 | L | Troy, Ala. | CSS |
| 4/10/11 | Kentucky | 8-2 | W | Lexington, Ky. | CSS |
| 4/21/11 | OLE MISS | 6-3 | W | AUBURN | ESPNU |
| 4/23/11 | OLE MISS | 9-7 | W | AUBURN | CSS |
| 4/29/11 | South Carolina | 1-2 | L | Columbia, S.C. | SPSO |
| 4/30/11 | South Carolina | 2-10 | L | Columbia, S.C. | SPSO |
| 5/1/11 | South Carolina | 3-7 | L | Columbia, S.C. | ESPN |
| 5/14/11 | ALABAMA | 8-7 | W | AUBURN | CSS |
| 5/25/11 | South Carolina | 3-7 | L | Hoover, Ala. | CSS |
| 5/26/11 | Georgia | 2-3 | L | Hoover, Ala. | SPSO |
| 3/6/12 | Alabama | 8-3 | W | Montgomery, Ala. | CSS |
| 4/6/12 | Alabama | 6-10 | L | Tuscaloosa, Ala. | FSSO |
| 4/7/12 | Alabama | 3-4 | L | Tuscaloosa, Ala. | CSS |
| 4/13/12 | Vanderbilt | 4-5 | L | Nashville, Tenn. | CSS |
| 4/21/12 | SOUTH CAROLINA | 3-5 | L | AUBURN | SPSO |
| 5/4/12 | Georgia | 2-5 | L | Athens, Ga. | SPSO |
| 5/5/12 | Georgia | 5-6 [11] | L | Athens, Ga. | CSS |
| 5/10/12 | Arkansas | 3-2 [10] | W | Fayetteville, Ark. | ESPNU |
| 5/22/12 | Florida | 1-6 | L | Hoover, Ala. | CSS |
| 5/23/12 | Georgia | 3-2 | W | Hoover, Ala. | CSS |
| 5/24/12 | South Carolina | 3-5 | L | Hoover, Ala. | CSS |
| 3/16/13 | VANDERBILT | 1-8 | L | AUBURN | SPSO |
| 3/24/13 | LSU | 2-8 | L | Baton Rouge, La. | CST |
| 3/30/13 | ALABAMA | 0-2 | L | AUBURN | CSS |
| 4/18/13 | Mississippi State | 3-6 | L | Starkville, Miss. | ESPNU |
| 4/19/13 | Mississippi State | 3-1 | W | Starkville, Miss. | CSS |
| 5/4/13 | OLE MISS | 8-5 | W | AUBURN | SPSO |
| 5/18/13 | ARKANSAS | 11-6 | W | AUBURN | CST |
| 5/21/13 | Alabama | 3-6 | L | Hoover, Ala. | FSN |
| 3/22/14 | Tennessee | 4-2 | W | Knoxville, Tenn. | CSS |
| 3/27/14 | MISSOURI | 3-4 | L | AUBURN | ESPNU |
| 3/29/14 | MISSOURI | 7-3 | W | AUBURN | SPSO |
| 4/19/14 | SOUTH CAROLINA-2 | 2-3 | L | AUBURN | CBSN |
| 4/20/14 | SOUTH CAROLINA | 3-4 | L | AUBURN | CSS |
| 4/25/14 | Arkansas | 2-1 | W | Fayetteville, Ark. | CST |
| 5/3/14 | MISSISSIPPI STATE | 0-3 | L | AUBURN | CSS |
| 5/10/14 | Kentucky | 8-1 | W | Lexington, Ky. | BBSN |
| 5/11/14 | Kentucky | 5-6 [10] | L | Lexington, Ky. | BBSN |
| 5/17/14 | LSU | 1-8 | L | AUBURN | SPSO |
| 3/14/15 | Texas A&M | 4-10 | L | College Station, Texas | SECN |
| 3/21/15 | VANDERBILT-2 | 6-7 [10] | L | AUBURN | ESPNU |
| 4/4/15 | ARKANSAS | 3-2 | W | AUBURN | SECN |
| 4/23/15 | GEORGIA | 5-1 | W | AUBURN | SECN |
| 4/24/15 | GEORGIA | 4-1 | W | AUBURN | SECN |
| 4/29/15 | KENNESAW STATE | 6-0 | W | AUBURN | SECN |
| 5/2/15 | South Carolina | 6-2 | W | Columbia, S.C. | SECN |
| 5/3/15 | South Carolina | 3-0 | W | Columbia, S.C. | ESPNU |
| 5/30/15 | Mercer | 1-0 | W | Tallahassee, Fla. | SECN |
| 3/5/16 | Michigan State | 0-3 | L | Pensacola, Fla. | COX |
| 3/29/16 | Alabama | 10-1 | W | Montgomery, Ala. | SECN |
| 4/7/16 | Missouri | 11-9 | W | Columbia, Mo. | ESPNU |
| 4/14/16 | TENNESSEE | 4-13 | L | AUBURN | SECN |
| 4/15/16 | TENNESSEE | 2-0 | W | AUBURN | SECN |
| 4/23/16 | Ole Miss | 4-7 | L | Oxford, Miss. | SECN |
| 4/24/16 | Ole Miss | 5-6 | L | Oxford, Miss. | SECN |
| 4/30/16 | KENTUCKY | 10-6 | W | AUBURN | SECN |
| 5/7/16 | Alabama | 3-4 [11] | L | Tuscaloosa, Ala. | SECN |
| 5/8/16 | Alabama | 8-1 | W | Tuscaloosa, Ala. | SECN |
| 5/14/16 | MISSISSIPPI STATE | 6-16 | L | AUBURN | SECN |

| DATE | OPPONENT | SCORE | W-L | SITE | NETWORK |
|---------|---------------------|------------|-----|--------------------|---------|
| 3/28/17 | Alabama | 4-3 | W | Montgomery, Ala. | ESPNU |
| 4/1/17 | SOUTH CAROLINA | 0-7 | L | AUBURN | ESPNU |
| 4/13/17 | Tennessee | 3-2 | W | Knoxville, Tenn. | SECN |
| 4/23/17 | ARKANSAS | 11-6 | W | AUBURN | SECN |
| 4/29/17 | Mississippi State-2 | 5-3 | W | Starkville, Miss. | SECN |
| 5/7/17 | ALABAMA | 9-11 | L | AUBURN | SECN |
| 5/11/17 | LSU | 0-4 | L | Baton Rouge, La. | ESPNU |
| 5/13/17 | LSU | 1-9 | L | Baton Rouge, La. | SECN |
| 5/23/17 | Ole Miss | 5-4 | W | Hoover, Ala. | SECN |
| 5/24/17 | Florida | 4-5 | L | Hoover, Ala. | SECN |
| 5/25/17 | Arkansas | 0-12 | L | Hoover, Ala. | SECN |
| 3/16/18 | TEXAS A&M | 4-1 | W | AUBURN | SECN |
| 3/31/18 | MISSOURI | 1-2 | L | AUBURN | SECN |
| 4/01/18 | MISSOURI | 0-5 | L | AUBURN | SECN |
| 4/08/18 | Arkansas | 4-5 | L | Fayetteville, Ark. | SECN |
| 4/13/18 | MISSISSIPPI STATE | 2-1 | W | AUBURN | SECN |
| 4/21/18 | Alabama-2 | 20-5 | W | Tuscaloosa, Ala. | SECN |
| 4/26/18 | Florida | 1-3 | L | Gainesville, Fla. | ESPNU |
| 5/10/18 | Ole Miss | 4-5 | L | Oxford, Miss. | ESPNU |
| 5/18/18 | LSU | 2-6 | L | AUBURN | ESPNU |
| 5/19/18 | LSU | 14-5 | W | AUBURN | SECN |
| 5/22/18 | Kentucky | 4-3 [11] | W | Hoover, Ala. | SECN |
| 5/23/18 | Ole Miss | 9-3 | W | Hoover, Ala. | SECN |
| 5/24/18 | Texas A&M | 2-4 | L | Hoover, Ala. | SECN |
| 5/25/18 | Ole Miss | 0-7 | L | Hoover, Ala. | SECN |
| 6/09/18 | Florida | 2-8 | L | Gainesville, Fla. | ESPN |
| 6/10/18 | Florida | 3-2 | W | Gainesville, Fla. | ESPN |
| 6/11/18 | Florida | 2-3 [11] | L | Gainesville, Fla. | ESPN |
| 3/16/19 | TENNESSEE | 5-2 | W | AUBURN | SECN |
| 3/26/19 | Alabama | 3-6 | L | Montgomery, Ala. | SECN |
| 3/30/19 | South Carolina | 0-4 | L | Columbia, S.C. | SECN |
| 3/31/19 | South Carolina | 7-5 | W | Columbia, S.C. | SECN |
| 4/25/19 | Vanderbilt | 6-12 | L | Nashville, Tenn. | ESPNU |
| 4/26/19 | Vanderbilt | 2-5 | L | Nashville, Tenn. | SECN |
| 5/4/19 | ALABAMA | 6-7 | L | AUBURN | SECN |
| 5/5/19 | ALABAMA | 17-7 | W | AUBURN | SECN |
| 5/21/19 | Tennessee | 5-3 | W | Hoover, Ala. | SECN |
| 5/22/19 | Vanderbilt | 1-11 [8] | L | Hoover, Ala. | SECN |
| 5/23/19 | LSU | 3-4 | L | Hoover, Ala. | SECN |
| 5/31/19 | Coastal Carolina | 16-7 | W | Atlanta, Ga. | ESPNU |
| 6/1/19 | Georgia Tech | 6-5 | W | Atlanta, Ga. | SECN |
| 6/8/19 | North Carolina | 11-7 | W | Chapel Hill, N.C. | ESPN2 |
| 6/9/19 | North Carolina | 0-2 | L | Chapel Hill, N.C. | ESPN |
| 6/10/19 | North Carolina | 14-7 | W | Chapel Hill, N.C. | ESPN2 |
| 6/16/19 | Mississippi State | 4-5 | L | Omaha, Neb. | ESPN2 |
| 6/19/19 | Louisville | 3-5 | L | Omaha, Neb. | ESPN |
| 3/10/20 | GEORGIA TECH | 2-6 | L | AUBURN | SECN |
| 3/13/21 | LITTLE ROCK | 6-0 | W | AUBURN | SECN |
| 3/27/21 | KENTUCKY-2 | 4-6 | L | AUBURN | SECN |
| 4/11/21 | MISSISSIPPI STATE | 10-19 | L | AUBURN | SECN |
| 4/13/21 | Georgia Tech | 7-3 | W | Atlanta, Ga. | ACCN |
| 4/15/21 | Alabama | 7-8 [10] | L | Tuscaloosa, Ala. | SECN |
| 4/29/21 | Georgia | 0-4 | L | Athens, Ga. | SECN |
| 5/1/21 | Georgia | 9-7 | W | Athens, Ga. | SECN |
| 5/6/21 | LSU | 3-8 | L | AUBURN | ESPNU |
| 5/7/21 | LSU | 6-9 | L | AUBURN | SECN |
| 5/25/21 | Ole Miss | 4-7 | L | Hoover, Ala. | SECN |
| 3/17/22 | OLE MISS | 6-13 | L | AUBURN | SECN |
| 3/31/22 | LSU | 6-5 | W | Baton Rouge, La. | SECN |
| 4/14/22 | Mississippi State | 6-7 | L | Starkville, Miss. | SECN |
| 4/29/22 | Tennessee | 4-17 | L | Knoxville, Tenn. | SECN |
| 4/30/22 | Tennessee | 8-6 | W | Knoxville, Tenn. | SECN |
| 5/7/22 | ARKANSAS | 5-3 | W | AUBURN | SECN |
| 5/13/22 | ALABAMA | 3-2 | W | AUBURN | SECN |
| 5/25/22 | Kentucky | 1-3 | L | Hoover, Ala. | SECN |
| 6/4/22 | FLORIDA STATE | 21-7 | W | AUBURN | ESPN2 |
| 6/11/22 | Oregon State | 7-5 | W | Corvallis, Ore. | ESPN2 |
| 6/12/22 | Oregon State | 3-4 | L | Corvallis, Ore. | ESPN2 |
| 6/13/22 | Oregon State | 4-3 | W | Corvallis, Ore. | ESPN2 |
| 6/18/22 | Ole Miss | 1-5 | L | Omaha, Neb. | ESPN2 |
| 6/20/22 | Stanford | 6-2 | W | Omaha, Neb. | ESPN |
| 6/21/22 | Arkansas | 1-11 | L | Omaha, Neb. | ESPN |
| 3/14/23 | GEORGIA TECH | 12-11 (12) | W | AUBURN | SECN |
| 3/23/23 | GEORGIA | 7-6 (11) | W | AUBURN | SECN |
| 4/6/23 | TEXAS A&M | 5-9 | L | AUBURN | SECN |
| 4/18/23 | SAMFORD | 13-3 (8) | W | AUBURN | SECN |
| 4/30/23 | South Carolina | 7-8 | L | Columbia, S.C. | SECN |
| 5/6/23 | LSU | 8-6 | W | AUBURN | SECN |
| 5/13/23 | Ole Miss | 13-5 | W | Oxford, Miss. | SECN |
| 5/23/23 | Missouri | 10-4 | W | Hoover, Ala. | SECN |
| 5/24/23 | Vanderbilt | 4-6 | L | Hoover, Ala. | SECN |
| 5/25/23 | Alabama | 4-7 | L | Hoover, Ala. | SECN |
| 6/3/23 | SOUTHERN MISS | 2-7 | L | AUBURN | ESPN |



SERIES RECORDS

Table with columns: Opponent, Overall, Home, Away, Neutral, First, Last. Lists series records for opponents from Alabama to Miami (Fla.).

Table with columns: Opponent, Overall, Home, Away, Neutral, First, Last. Lists series records for opponents from Miami (Ohio) to Yale.

* Home, Away, and Neutral Records do not include unknown sites. 2024 Opponents in Bold





RESULTS VS. OPPONENTS

ACME (AU leads, 1-0)

| YEAR | RESULT | LOCATION | DATE |
|------|--------|----------|------|
| 1943 | W, 4-2 | Acme | 5/6 |

ALABAMA (AU trails, 168-138)

| YEAR | RESULT | LOCATION | DATE |
|------|--------------|------------------|------|
| 1896 | W, 12-9 | Auburn, Ala. | 5/15 |
| 1896 | W, 14-8 | Auburn, Ala. | 5/15 |
| 1897 | PPD | Tuscaloosa, Ala. | 5/7 |
| 1897 | PPD | Tuscaloosa, Ala. | 5/8 |
| 1899 | W, 10-4 | Tuscaloosa, Ala. | 5/11 |
| 1899 | L, 5-6 | Tuscaloosa, Ala. | 5/12 |
| 1899 | W, 7-5 | Tuscaloosa, Ala. | 5/13 |
| 1900 | W, 10-4 | Montgomery, Ala. | 4/27 |
| 1900 | L, 5-9 | Montgomery, Ala. | 4/28 |
| 1900 | L, 4-5 | Montgomery, Ala. | 4/28 |
| 1901 | L, 1-5 | Tuscaloosa, Ala. | 4/26 |
| 1901 | L, 1-9 | Tuscaloosa, Ala. | 4/27 |
| 1901 | L, 2-5 | Tuscaloosa, Ala. | 4/27 |
| 1902 | L, 2-18 | Selma, Ala. | 4/11 |
| 1902 | L, 0-11 | Selma, Ala. | 4/12 |
| 1902 | L, 0-11 | Selma, Ala. | 4/12 |
| 1903 | W, 6-5 | Selma, Ala. | 5/1 |
| 1903 | L, 3-10 | Selma, Ala. | 5/2 |
| 1903 | L, 0-3 | Selma, Ala. | 5/2 |
| 1904 | L, 4-6 | Tuscaloosa, Ala. | 4/14 |
| 1904 | L, 1-8 | Tuscaloosa, Ala. | 4/15 |
| 1904 | W, 5-4 | Tuscaloosa, Ala. | 4/16 |
| 1905 | L, 2-3 | Auburn, Ala. | 4/13 |
| 1905 | W, 4-3 | Auburn, Ala. | 4/14 |
| 1905 | W, 6-5 | Auburn, Ala. | 4/15 |
| 1906 | W, 14-0 | Tuscaloosa, Ala. | 4/20 |
| 1906 | W, 7-4 | Tuscaloosa, Ala. | 4/21 |
| 1907 | L, 1-2 | Auburn, Ala. | 4/25 |
| 1907 | W, 12-4 | Auburn, Ala. | 4/26 |
| 1907 | L, 5-8 | Auburn, Ala. | 4/27 |
| 1908 | L, 1-3 | Tuscaloosa, Ala. | 4/23 |
| 1908 | L, 1-9 | Tuscaloosa, Ala. | 4/25 |
| 1908 | L, 0-1 | Tuscaloosa, Ala. | 4/25 |
| 1949 | L, 3-4 | Tuscaloosa, Ala. | 5/13 |
| 1949 | L, 7-20 | Tuscaloosa, Ala. | 5/14 |
| 1949 | L, 3-12 | Auburn, Ala. | 5/20 |
| 1949 | L, 0-4 | Auburn, Ala. | 5/21 |
| 1950 | L, 1-17 | Auburn, Ala. | 5/3 |
| 1950 | L, 0-17 | Auburn, Ala. | 5/4 |
| 1950 | L, 7-9 | Tuscaloosa, Ala. | 5/13 |
| 1951 | L, 4-5 | Tuscaloosa, Ala. | 4/18 |
| 1951 | L, 5-6 | Auburn, Ala. | 4/30 |
| 1951 | W, 2-0 | Auburn, Ala. | 5/1 |
| 1952 | L, 1-5 | Auburn, Ala. | 4/21 |
| 1952 | W, 8-4 | Auburn, Ala. | 4/22 |
| 1952 | W, 14-6 | Tuscaloosa, Ala. | 4/25 |
| 1952 | W, 10-8 (10) | Tuscaloosa, Ala. | 4/26 |
| 1953 | L, 1-7 | Auburn, Ala. | 4/3 |
| 1953 | L, 0-6 | Auburn, Ala. | 4/4 |
| 1953 | W, 9-4 | Tuscaloosa, Ala. | 5/8 |
| 1953 | L, 4-7 | Tuscaloosa, Ala. | 5/9 |
| 1954 | W, 4-1 | Auburn, Ala. | 4/2 |
| 1954 | W, 2-1 | Auburn, Ala. | 4/3 |
| 1954 | L, 2-5 | Tuscaloosa, Ala. | 5/4 |
| 1954 | L, 1-4 | Tuscaloosa, Ala. | 5/4 |
| 1955 | L, 1-3 | Tuscaloosa, Ala. | 5/2 |
| 1955 | L, 2-10 | Tuscaloosa, Ala. | 5/3 |
| 1955 | L, 6-14 | Auburn, Ala. | 5/6 |
| 1955 | L, 6-9 | Auburn, Ala. | 5/7 |
| 1956 | L, 11-13 | Auburn, Ala. | 4/16 |
| 1956 | L, 11-13 | Auburn, Ala. | 4/17 |
| 1956 | L, 1-6 | Tuscaloosa, Ala. | 1-6 |
| 1956 | L, 2-4 | Tuscaloosa, Ala. | 2-4 |
| 1957 | W, 11-8 | Tuscaloosa, Ala. | 4/30 |
| 1957 | L, 4-8 | Tuscaloosa, Ala. | 5/4 |
| 1957 | L, 6-16 | Auburn, Ala. | 5/6 |
| 1957 | L, 7-10 | Auburn, Ala. | 5/7 |
| 1958 | L, 5-7 | Tuscaloosa, Ala. | 4/18 |
| 1958 | L, 5-7 | Auburn, Ala. | 4/22 |
| 1958 | W, 9-3 | Auburn, Ala. | 4/25 |
| 1958 | W, 3-2 (14) | Tuscaloosa, Ala. | 5/14 |
| 1958 | W, 5-4 | Tuscaloosa, Ala. | 5/15 |
| 1959 | W, 8-6 | Auburn, Ala. | 4/6 |
| 1959 | W, 8-6 | Tuscaloosa, Ala. | 5/4 |
| 1960 | W, 11-10 | Auburn, Ala. | 4/5 |
| 1962 | L, 6-7 (10) | Tuscaloosa, Ala. | 5/2 |
| 1962 | L, 5-11 | Auburn, Ala. | 5/7 |
| 1967 | L, 0-3 | Auburn, Ala. | 3/28 |
| 1967 | W, 7-6 | Tuscaloosa, Ala. | 4/25 |
| 1968 | L, 1-2 | Tuscaloosa, Ala. | 4/2 |
| 1968 | L, 2-9 | Auburn, Ala. | 4/30 |
| 1969 | L, 1-2 | Tuscaloosa, Ala. | 4/15 |
| 1969 | W, 5-1 | Auburn, Ala. | 5/6 |
| 1970 | L, 1-8 | Tuscaloosa, Ala. | 4/21 |
| 1970 | W, 3-2 (11) | Auburn, Ala. | 5/5 |
| 1971 | W, 12-8 | Auburn, Ala. | 4/23 |

| | | | |
|------|--------------|------------------|------|
| 1971 | L, 5 | Tuscaloosa, Ala. | 5/4 |
| 1972 | W, 3-0 | Auburn, Ala. | 4/4 |
| 1972 | L, 6-8 | Auburn, Ala. | 4/4 |
| 1972 | W, 8-4 | Tuscaloosa, Ala. | 4/25 |
| 1972 | L, 1-9 | Tuscaloosa, Ala. | 4/25 |
| 1973 | W, 3-2 | Tuscaloosa, Ala. | 4/3 |
| 1973 | L, 3-6 | Tuscaloosa, Ala. | 4/3 |
| 1973 | W, 6-3 | Auburn, Ala. | 4/24 |
| 1973 | W, 7-4 | Auburn, Ala. | 4/24 |
| 1974 | W, 4-1 | Tuscaloosa, Ala. | 4/9 |
| 1974 | W, 2-1 | Tuscaloosa, Ala. | 4/9 |
| 1974 | W, 6-2 | Auburn, Ala. | 4/16 |
| 1974 | L, 0-6 | Auburn, Ala. | 4/16 |
| 1975 | L, 0-2 | Tuscaloosa, Ala. | 4/8 |
| 1975 | W, 12-0 | Tuscaloosa, Ala. | 4/8 |
| 1975 | W, 4-3 | Auburn, Ala. | 5/6 |
| 1975 | L, 2-6 | Auburn, Ala. | 5/6 |
| 1976 | W, 4-0 | Tuscaloosa, Ala. | 3/8 |
| 1976 | W, 5-2 | Tuscaloosa, Ala. | 3/8 |
| 1976 | W, 11-5 | Tuscaloosa, Ala. | 3/9 |
| 1977 | L, 5-11 | Tuscaloosa, Ala. | 4/9 |
| 1977 | W, 5-2 | Tuscaloosa, Ala. | 4/9 |
| 1977 | L, 5-12 | Tuscaloosa, Ala. | 4/10 |
| 1978 | L, 5-9 | Tuscaloosa, Ala. | 3/4 |
| 1978 | W, 5-3 | Tuscaloosa, Ala. | 3/5 |
| 1978 | W, 3-1 | Tuscaloosa, Ala. | 3/5 |
| 1978 | W, 13-5 | Auburn, Ala. | 4/8 |
| 1978 | W, 11-5 | Auburn, Ala. | 4/8 |
| 1978 | W, 12-2 (6) | Auburn, Ala. | 4/9 |
| 1979 | W, 10-2 (7) | Auburn, Ala. | 3/31 |
| 1979 | W, 3-2 (7) | Auburn, Ala. | 3/31 |
| 1979 | W, 9-4 | Auburn, Ala. | 4/1 |
| 1979 | W, 11-4 (7) | Tuscaloosa, Ala. | 5/5 |
| 1979 | L, 1-4 (7) | Tuscaloosa, Ala. | 5/5 |
| 1979 | L, 3-4 | Tuscaloosa, Ala. | 5/6 |
| 1980 | W, 1-0 (7) | Tuscaloosa, Ala. | 3/28 |
| 1980 | W, 3-2 (7) | Tuscaloosa, Ala. | 3/29 |
| 1980 | L, 3-8 | Tuscaloosa, Ala. | 3/30 |
| 1980 | W, 5-3 (7) | Auburn, Ala. | 5/3 |
| 1980 | W, 8-5 (7) | Auburn, Ala. | 5/4 |
| 1980 | W, 5-4 (7) | Auburn, Ala. | 5/4 |
| 1981 | L, 1-2 (7) | Auburn, Ala. | 3/28 |
| 1981 | L, 0-2 (7) | Auburn, Ala. | 3/28 |
| 1981 | L, 3-8 | Auburn, Ala. | 3/29 |
| 1981 | L, 3-10 (7) | Tuscaloosa, Ala. | 5/2 |
| 1981 | L, 5-6 (8) | Tuscaloosa, Ala. | 5/2 |
| 1981 | L, 3-13 | Tuscaloosa, Ala. | 5/3 |
| 1982 | L, 7-8 (10) | Tuscaloosa, Ala. | 3/27 |
| 1982 | L, 5-8 (7) | Tuscaloosa, Ala. | 3/28 |
| 1982 | L, 10-11 (8) | Tuscaloosa, Ala. | 3/28 |
| 1982 | W, 8-7 (8) | Auburn, Ala. | 5/2 |
| 1982 | W, 8-5 (8) | Auburn, Ala. | 5/1 |
| 1982 | L, 9-14 | Auburn, Ala. | 5/2 |
| 1983 | L, 3-12 | Birmingham, Ala. | 3/31 |
| 1983 | L, 5-6 | Tuscaloosa, Ala. | 4/2 |
| 1983 | L, 2-3 | Tuscaloosa, Ala. | 4/3 |
| 1983 | W, 7-6 | Tuscaloosa, Ala. | 4/3 |
| 1983 | L, 1-9 | Auburn, Ala. | 5/7 |
| 1983 | L, 4-6 | Auburn, Ala. | 5/7 |
| 1983 | L, 5-13 | Auburn, Ala. | 5/8 |
| 1984 | L, 0-6 (7) | Tuscaloosa, Ala. | 3/25 |
| 1984 | W, 6-4 (7) | Tuscaloosa, Ala. | 3/25 |
| 1984 | L, 13-15 | Birmingham, Ala. | 4/23 |
| 1984 | W, 3-2 (7) | Auburn, Ala. | 4/28 |
| 1984 | W, 2-1 (7) | Auburn, Ala. | 4/28 |
| 1984 | L, 2-6 | Auburn, Ala. | 4/29 |
| 1985 | W, 4-2 (7) | Auburn, Ala. | 3/2 |
| 1985 | L, 2-4 (7) | Auburn, Ala. | 3/2 |
| 1985 | W, 9-7 | Auburn, Ala. | 3/3 |
| 1985 | L, 2-3 (7) | Tuscaloosa, Ala. | 4/6 |
| 1985 | W, 17-8 (7) | Tuscaloosa, Ala. | 4/6 |
| 1985 | W, 10-6 | Tuscaloosa, Ala. | 4/7 |
| 1985 | W, 10-6 | Tuscaloosa, Ala. | 5/2 |
| 1986 | L, 6-12 | Mobile, Ala. | 4/9 |
| 1986 | L, 0-7 (7) | Auburn, Ala. | 4/19 |
| 1986 | L, 1-3 (7) | Tuscaloosa, Ala. | 4/19 |
| 1986 | L, 1-5 | Tuscaloosa, Ala. | 4/20 |
| 1986 | W, 10-1 | Tuscaloosa, Ala. | 4/20 |
| 1986 | L, 8-13 | Tuscaloosa, Ala. | 5/9 |
| 1986 | L, 7-8 (11) | Baton Rouge, La. | 5/9 |
| 1987 | W, 7-2 (7) | Auburn, Ala. | 4/25 |
| 1987 | L, 4-9 (7) | Auburn, Ala. | 4/25 |
| 1987 | W, 9-4 | Auburn, Ala. | 4/26 |
| 1987 | W, 6-0 | Huntsville, Ala. | 5/12 |
| 1988 | W, 3-1 (11) | Huntsville, Ala. | 4/12 |
| 1988 | L, 2-12 (7) | Tuscaloosa, Ala. | 4/23 |
| 1988 | L, 6-7 (7) | Tuscaloosa, Ala. | 4/24 |
| 1988 | L, 1-6 | Dothan, Ala. | 4/27 |
| 1989 | W, 21-9 | Huntsville, Ala. | 3/30 |
| 1989 | L, 5-7 (11) | Auburn, Ala. | 4/22 |
| 1989 | W, 2-0 (7) | Auburn, Ala. | 4/22 |
| 1989 | L, 7-9 | Auburn, Ala. | 4/23 |

| | | | |
|------|---------------|------------------|------|
| 1989 | L, 6-8 | Dothan, Ala. | 5/3 |
| 1990 | W, 7-6 | Auburn, Ala. | 4/21 |
| 1990 | W, 2-0 (7) | Auburn, Ala. | 4/21 |
| 1990 | W, 9-5 | Auburn, Ala. | 4/22 |
| 1990 | L, 2-9 | Montgomery, Ala. | 4/24 |
| 1990 | L, 8-11 | Huntsville, Ala. | 4/30 |
| 1991 | W, 19-11 | Tuscaloosa, Ala. | 4/20 |
| 1991 | W, 17-8 (7) | Tuscaloosa, Ala. | 4/20 |
| 1991 | L, 6-7 | Tuscaloosa, Ala. | 4/21 |
| 1991 | W, 11-2 | Montgomery, Ala. | 4/23 |
| 1992 | L, 1-7 | Montgomery, Ala. | 3/26 |
| 1992 | W, 7-5 | Dothan, Ala. | 4/7 |
| 1992 | L, 6-7 | Tuscaloosa, Ala. | 5/9 |
| 1992 | W, 5-2 (7) | Tuscaloosa, Ala. | 5/9 |
| 1992 | W, 9-7 | Tuscaloosa, Ala. | 5/10 |
| 1993 | L, 5-6 | Huntsville, Ala. | 3/24 |
| 1993 | W, 11-3 | Montgomery, Ala. | 5/14 |
| 1993 | L, 0-11 | Auburn, Ala. | 5/15 |
| 1993 | W, 2-1 | Auburn, Ala. | 5/16 |
| 1993 | W, 13-4 | Baton Rouge, La. | 5/20 |
| 1994 | W, 8-7 | Montgomery, Ala. | 5/4 |
| 1994 | L, 5-6 | Huntsville, Ala. | 5/12 |
| 1994 | W, 5-4 | Tuscaloosa, Ala. | 5/13 |
| 1994 | W, 6-3 | Tuscaloosa, Ala. | 5/14 |
| 1995 | W, 6-1 | Hoover, Ala. | 3/29 |
| 1995 | W, 10-8 | Huntsville, Ala. | 4/4 |
| 1995 | L, 5-10 | Montgomery, Ala. | 5/12 |
| 1995 | W, 3-1 | Auburn, Ala. | 5/13 |
| 1995 | L, 4-7 | Auburn, Ala. | 5/14 |
| 1996 | L, 0-2 | Montgomery, Ala. | 4/2 |
| 1996 | L, 0-1 | Tuscaloosa, Ala. | 5/10 |
| 1996 | L, 1-7 | Hoover, Ala. | 5/11 |
| 1996 | L, 0-4 | Tuscaloosa, Ala. | 5/12 |
| 1997 | W, 13-8 | Auburn, Ala. | 4/12 |
| 1997 | L, 7-22 | Auburn, Ala. | 4/13 |
| 1997 | L, 11-12 (11) | Auburn, Ala. | 4/14 |
| 1998 | L, 7-9 | Tuscaloosa, Ala. | 5/8 |
| 1998 | W, 15-4 (8) | Tuscaloosa, Ala. | 5/9 |
| 1998 | L, 4-10 | Tuscaloosa, Ala. | 5/10 |
| 1998 | W, 11-8 | Columbus, Ga. | 5/13 |
| 1998 | L, 3-4 | Columbus, Ga. | 5/16 |
| 1998 | W, 9-1 | Columbus, Ga. | 5/16 |
| 1999 | W, 15-4 | Auburn, Ala. | 3/26 |
| 1999 | W, 10-2 | Auburn, Ala. | 3/27 |
| 1999 | L, 4-10 | Auburn, Ala. | 3/28 |
| 2000 | L, 2-7 | New Orleans, La. | 2/20 |
| 2000 | L, 2-3 | Tuscaloosa, Ala. | 5/5 |
| 2000 | W, 6-3 | Tuscaloosa, Ala. | 5/6 |
| 2000 | L, 4-13 | Tuscaloosa, Ala. | 5/7 |
| 2001 | W, 5-4 (11) | Auburn, Ala. | 4/20 |
| 2001 | W, 7-5 | Auburn, Ala. | 4/21 |
| 2001 | W, 10-5 | Auburn, Ala. | 4/22 |
| 2002 | L, 6-8 | Tuscaloosa, Ala. | 4/26 |
| 2002 | L, 5-6 | Tuscaloosa, Ala. | 4/27 |
| 2002 | L, 0-7 | Tuscaloosa, Ala. | 4/28 |
| 2002 | L, 3-6 | Tuscaloosa, Ala. | 6/1 |
| 2003 | W, 10-2 | Auburn, Ala. | 4/4 |
| 2003 | L, 2-3 | Auburn, Ala. | 4/5 |
| 2003 | W, 7-6 | Auburn, Ala. | 4/6 |
| 2003 | L, 5-7 | Hoover, Ala. | 5/23 |
| 2003 | L, 3-13 (7) | Hoover, Ala. | 5/24 |
| 2004 | W, 8-2 | Tuscaloosa, Ala. | 4/16 |
| 2004 | W, 7-1 | Tuscaloosa, Ala. | 4/17 |
| 2004 | L, 0-19 | Tuscaloosa, Ala. | 4/18 |
| 2005 | W, 8-1 | Auburn, Ala. | 5/20 |
| 2005 | L, 6-8 | Auburn, Ala. | 5/21 |
| 2005 | L, 9-11 | Auburn, Ala. | 5/22 |
| 2006 | L, 5-6 (10) | Tuscaloosa, Ala. | 4/28 |
| 2006 | W, 7-6 | Tuscaloosa, Ala. | 4/29 |
| 2006 | L, 1-9 | Tuscaloosa, Ala. | 4/30 |
| 2007 | W, 12-5 | Auburn, Ala. | 4/20 |
| 2007 | W, 6-3 | Auburn, Ala. | 4/21 |
| 2007 | L, 4-12 | Auburn, Ala. | 4/22 |
| 2008 | W, 5-4 | Tuscaloosa, Ala. | 4/25 |
| 2008 | L, 4-5 | Tuscaloosa, Ala. | 4/26 |
| 2008 | L, 7-17 | Tuscaloosa, Ala. | 4/27 |
| 2009 | W, 8-7 | Montgomery, Ala. | 3/10 |
| 2009 | W, 3-2 (10) | Auburn, Ala. | 5/14 |
| 2009 | W, 3-1 | Auburn, Ala. | 5/15 |
| 2009 | L, 3-13 (7) | Auburn, Ala. | 5/16 |
| 2010 | W, 8-6 | Montgomery, Ala. | 3/24 |
| 2010 | L, 5-10 | Tuscaloosa, Ala. | 4/2 |
| 2010 | L, 5-6 | Tuscaloosa, Ala. | 4/3 |
| 2010 | W, 7-1 | Tuscaloosa, Ala. | 4/4 |
| 2010 | L, 1-7 | Hoover, Ala. | 5/26 |
| 2011 | W, 2-1 | Montgomery, Ala. | 3/15 |
| 2011 | W, 7-5 | Auburn, Ala. | 5/14 |
| 2011 | W, 8-7 | Auburn, Ala. | 5/14 |
| 2011 | L, 6-7 | Auburn, Ala. | 5/15 |
| 2012 | W, 8-3 | Montgomery, Ala. | 3/6 |
| 2012 | L, 6-10 | Tuscaloosa, Ala. | 4/6 |
| 2012 | L, 3-4 | Tuscaloosa, Ala. | 4/7 |



RESULTS VS. OPPONENTS

2008 L, 2-4 Auburn, Ala. 3/12

ARIZONA (Series tied, 2-2)

Table with columns: YEAR, RESULT, LOCATION, DATE. Rows for 1993-2012.

ARIZONA ST. (AU trails, 9-3)

Table with columns: YEAR, RESULT, LOCATION, DATE. Rows for 2006-2011.

ARKANSAS (AU trails, 49-54)

Table with columns: YEAR, RESULT, LOCATION, DATE. Rows for 1992-2011.

Table with columns: YEAR, RESULT, LOCATION, DATE. Rows for 2011-2023.

ARKANSAS-PB (AU leads, 1-0)

Table with columns: YEAR, RESULT, LOCATION, DATE. Row for 2014.

ARKANSAS ST. (AU leads, 1-0)

Table with columns: YEAR, RESULT, LOCATION, DATE. Row for 2011.

ARMY (AU leads, 2-0)

Table with columns: YEAR, RESULT, LOCATION, DATE. Rows for 2005 and 2018.

ATLANTA BAPTIST (AU leads, 3-0)

Table with columns: YEAR, RESULT, LOCATION, DATE. Rows for 1971-1972.

AU RAMBLERS (AU leads, 1-0)

Table with columns: YEAR, RESULT, LOCATION, DATE. Row for 1934.

AUSTIN PEAY (AU leads, 5-1)

Table with columns: YEAR, RESULT, LOCATION, DATE. Rows for 1972-1982.

BAYLOR (AU trails, 0-1)

Table with columns: YEAR, RESULT, LOCATION, DATE. Row for 2021.

BELMONT (AU leads, 2-1)

Table with columns: YEAR, RESULT, LOCATION, DATE. Rows for 2012.

BERRY COLLEGE (AU leads, 4-0)

Table with columns: YEAR, RESULT, LOCATION, DATE. Rows for 1989-1992.

BETHUNE-COOKMAN (AU leads, 3-1)

Table with columns: YEAR, RESULT, LOCATION, DATE. Rows for 2009-2011.

2014 W, 9-1 Auburn, Ala. 5/6

BILL WHITE'S TM (AU leads, 1-0)

Table with columns: YEAR, RESULT, LOCATION, DATE. Row for 1937.

BINGHAMTON (AU leads, 2-1)

Table with columns: YEAR, RESULT, LOCATION, DATE. Rows for 2015.

B'HAM SOUTHERN (AU leads, 31-10)

Table with columns: YEAR, RESULT, LOCATION, DATE. Rows for 1919-2006.

BONA ALLEN (AU trails, 0-4)

Table with columns: YEAR, RESULT, LOCATION, DATE. Rows for 1935-1936.

BOSTON COLLEGE (AU leads, 4-3)

Table with columns: YEAR, RESULT, LOCATION, DATE. Rows for 2004-2021.

BRADLEY (AU leads, 1-0)

Table with columns: YEAR, RESULT, LOCATION, DATE. Row for 1946.

BROWN (AU leads, 7-0)

Table with columns: YEAR, RESULT, LOCATION, DATE. Rows for 2009-2013.

BRYANT (AU leads, 3-0)

Table with columns: YEAR, RESULT, LOCATION, DATE. Rows for 2018.

BYU (AU leads, 3-0)

Table with columns: YEAR, RESULT, LOCATION, DATE. Rows for 2018.

CALIFORNIA (AU trails, 1-0)

Table with columns: YEAR, RESULT, LOCATION, DATE. Row for 2014.

CALLAWAY MILLS (AU leads, 2-0)

Table with columns: YEAR, RESULT, LOCATION, DATE. Rows for 1940.

CAMPBELL (AU leads, 5-1)

Table with columns: YEAR, RESULT, LOCATION, DATE. Rows for 1989-2001.

CAMP RUCKER (AU leads, 2-0)

Table with columns: YEAR, RESULT, LOCATION, DATE. Rows for 1954.

UCF (AU leads, 7-5)

Table with columns: YEAR, RESULT, LOCATION, DATE. Rows for 1993-2020.

CENTRE COLLEGE (AU leads, 4-0)

Table with columns: YEAR, RESULT, LOCATION, DATE. Rows for 1906-1908.

CHA. SOUTHERN (AU leads, 4-0)

Table with columns: YEAR, RESULT, LOCATION, DATE. Rows for 2001-2012.

CHARLOTTE (AU leads, 5-0)

Table with columns: YEAR, RESULT, LOCATION, DATE. Rows for 1998-2000.

CHATTAHOOCHEE (AU leads, 2-0)

Table with columns: YEAR, RESULT, LOCATION, DATE. Rows for 1943.

CHATTANOOGA (AU trails, 1-2)

Table with columns: YEAR, RESULT, LOCATION, DATE. Rows for 1934.

CHICAGO STATE (AU leads, 3-0)

Table with columns: YEAR, RESULT, LOCATION, DATE. Rows for 2020.

CINCINNATI (AU leads, 5-0)

Table with columns: YEAR, RESULT, LOCATION, DATE. Rows for 1921-2019.

CLEMSON (AU leads, 48-42-3)





RESULTS VS. OPPONENTS

| Year | Result | Location | Date |
|------|---------------|-------------------|------|
| 1901 | L, 0-8 | Clemson, S.C. | 3/29 |
| 1901 | L, 4-11 | Clemson, S.C. | 3/30 |
| 1903 | L, 0-3 | Auburn, Ala. | 4/13 |
| 1911 | W, 7-6 | Auburn, Ala. | 5/12 |
| 1911 | W, 5-4 | Auburn, Ala. | 5/13 |
| 1911 | W, 3-2 | Auburn, Ala. | 5/13 |
| 1912 | L, 1-2 | Clemson, S.C. | 5/7 |
| 1912 | L, 3-4 | Clemson, S.C. | 5/8 |
| 1912 | W, 4-0 | Clemson, S.C. | 5/9 |
| 1913 | W, 10-3 | Auburn, Ala. | 5/8 |
| 1913 | L, 4-18 | Auburn, Ala. | 5/9 |
| 1913 | L, 3-5 | Auburn, Ala. | 5/10 |
| 1914 | W, 5-4 | Clemson, S.C. | 5/14 |
| 1914 | L, 5-13 | Clemson, S.C. | 5/15 |
| 1914 | W, 6-2 | Clemson, S.C. | 5/16 |
| 1915 | W, 10-3 | Atlanta, Ga. | 5/8 |
| 1915 | W, 3-1 (7) | Auburn, Ala. | 5/8 |
| 1915 | W, 2-0 (7) | Auburn, Ala. | 5/8 |
| 1916 | L, 4-5 | Clemson, S.C. | 5/5 |
| 1916 | W, 9-1 | Clemson, S.C. | 5/6 |
| 1916 | W, 3-1 | Clemson, S.C. | 5/6 |
| 1917 | W, 7-0 | Auburn, Ala. | 5/4 |
| 1917 | W, 8-3 | Auburn, Ala. | 5/5 |
| 1917 | L, 4-7 | Auburn, Ala. | 5/5 |
| 1920 | W, 10-0 | Clemson, S.C. | 4/5 |
| 1920 | W, 15-2 | Clemson, S.C. | 4/6 |
| 1921 | W, 12-1 | Auburn, Ala. | 4/8 |
| 1921 | W, 12-1 | Auburn, Ala. | 4/9 |
| 1925 | L, 5-7 | Clemson, S.C. | 5/4 |
| 1926 | W, 10-7 | Auburn, Ala. | 4/6 |
| 1926 | W, 7-0 | Auburn, Ala. | 4/7 |
| 1927 | W, 11-5 | Clemson, S.C. | 4/20 |
| 1927 | W, 6-2 | Auburn, Ala. | 5/4 |
| 1927 | T, 3-3 (6) | Auburn, Ala. | 5/5 |
| 1928 | W, 6-2 | Auburn, Ala. | 4/2 |
| 1928 | T, 6-6 | Auburn, Ala. | 4/3 |
| 1928 | W, 11-3 | Clemson, S.C. | 5/2 |
| 1928 | W, 9-6 (6) | Clemson, S.C. | 5/3 |
| 1928 | L, 5-6 | Clemson, S.C. | 5/4 |
| 1929 | T, 6-6 | Auburn, Ala. | 4/15 |
| 1929 | L, 3-4 | Auburn, Ala. | 4/16 |
| 1930 | W, 4-3 | Clemson, S.C. | 5/5 |
| 1930 | W, 14-10 (10) | Clemson, S.C. | 5/6 |
| 1947 | L, 3-8 | Clemson, S.C. | 6/7 |
| 1967 | L, 2-3 | Gastonia, N.C. | 6/5 |
| 1967 | W, 6-5 | Gastonia, N.C. | 6/5 |
| 1975 | L, 4-5 | Auburn, Ala. | 3/19 |
| 1975 | L, 4-6 | Auburn, Ala. | 3/19 |
| 1976 | L, 4-9 | Omaha, Neb. | 6/11 |
| 1979 | W, 4-2 | Auburn, Ala. | 3/10 |
| 1979 | W, 10-1 | Auburn, Ala. | 3/11 |
| 1982 | W, 7-6 (11) | Auburn, Ala. | 5/8 |
| 1982 | L, 10-22 | Auburn, Ala. | 5/8 |
| 1982 | W, 9-0 (12) | Auburn, Ala. | 5/9 |
| 1986 | W, 5-1 | Auburn, Ala. | 3/21 |
| 1986 | W, 5-2 | Auburn, Ala. | 3/22 |
| 1986 | W, 9-8 | Auburn, Ala. | 3/22 |
| 1986 | L, 11-14 | Auburn, Ala. | 3/23 |
| 1987 | L, 5-18 | Clemson, S.C. | 3/25 |
| 1987 | W, 5-4 | Clemson, S.C. | 3/25 |
| 1987 | L, 2-3 | Clemson, S.C. | 3/26 |
| 1987 | L, 2-6 | Huntsville, Ala. | 5/23 |
| 1988 | L, 1-8 | Auburn, Ala. | 2/20 |
| 1988 | W, 5-2 | Auburn, Ala. | 2/21 |
| 1989 | L, 2-4 | Clemson, S.C. | 2/25 |
| 1989 | W, 7-6 | Clemson, S.C. | 2/26 |
| 1989 | W, 14-7 | Tallahassee, Fla. | 5/26 |
| 1989 | L, 1-11 | Tallahassee, Fla. | 5/27 |
| 1990 | L, 3-6 | Auburn, Ala. | 2/24 |
| 1990 | L, 0-6 | Auburn, Ala. | 2/25 |
| 1991 | L, 4-6 | Clemson, S.C. | 2/23 |
| 1991 | L, 3-7 | Clemson, S.C. | 2/24 |
| 1992 | L, 3-4 | Auburn, Ala. | 2/29 |
| 1992 | L, 3-9 | Auburn, Ala. | 3/1 |
| 1993 | L, 6-9 | Clemson, S.C. | 2/20 |
| 1994 | W, 11-5 | Clemson, S.C. | 5/28 |
| 1998 | L, 4-9 | Kissimmee, Fla. | 2/8 |
| 2002 | L, 4-7 | Clemson, S.C. | 2/22 |
| 2002 | L, 5-8 | Clemson, S.C. | 2/23 |
| 2002 | L, 5-6 | Clemson, S.C. | 2/24 |
| 2003 | W, 8-1 | Auburn, Ala. | 2/22 |
| 2003 | W, 7-3 | Auburn, Ala. | 2/23 |
| 2003 | W, 15-0 | Auburn, Ala. | 5/31 |
| 2004 | L, 9-14 | Clemson, S.C. | 3/12 |
| 2004 | W, 5-4 | Clemson, S.C. | 3/13 |
| 2004 | W, 9-6 | Clemson, S.C. | 3/14 |
| 2005 | W, 6-5 | Auburn, Ala. | 3/4 |
| 2005 | W, 8-4 | Auburn, Ala. | 3/5 |
| 2005 | L, 3-14 | Auburn, Ala. | 3/6 |
| 2010 | L, 2-5 | Auburn, Ala. | 6/5 |

| | | | |
|------|----------|--------------|-----|
| 2010 | W, 11-10 | Auburn, Ala. | 6/6 |
| 2010 | L, 7-13 | Auburn, Ala. | 6/7 |

CLEVELAND ST. (AU leads, 4-0)

| Year | Result | Location | Date |
|------|---------|--------------|------|
| 1973 | W, 13-2 | Auburn, Ala. | 3/21 |
| 1973 | W, 6-0 | Auburn, Ala. | 3/22 |
| 1974 | W, 5-0 | Auburn, Ala. | 3/23 |
| 1974 | W, 5-1 | Auburn, Ala. | 3/23 |

COASTAL CAROLINA (AU leads, 1-0)

| Year | Result | Location | Date |
|------|---------|--------------|------|
| 2019 | W, 16-7 | Atlanta, Ga. | 5/31 |

COLL. OF CHARLESTON (tied, 2-2)

| Year | Result | Location | Date |
|------|-------------|-------------------|------|
| 2011 | W, 7-4 | Charleston, S.C. | 3/5 |
| 2013 | W, 5-1 | Auburn, Ala. | 2/23 |
| 2015 | L, 6-7 (11) | Tallahassee, Fla. | 5/29 |
| 2015 | L, 2-3 | Tallahassee, Fla. | 5/31 |

COLUMBUS ST. (AU leads, 27-7)

| Year | Result | Location | Date |
|------|-------------|---------------|------|
| 1974 | W, 5-2 | Auburn, Ala. | 3/22 |
| 1974 | W, 10-4 | Auburn, Ala. | 3/22 |
| 1975 | W, 16-1 | Auburn, Ala. | 3/25 |
| 1975 | W, 9-6 | Auburn, Ala. | 3/25 |
| 1977 | L, 5-7 | Auburn, Ala. | 4/27 |
| 1977 | W, 15-3 | Columbus, Ga. | 5/2 |
| 1978 | W, 6-5 | Auburn, Ala. | 4/25 |
| 1978 | W, 14-4 | Columbus, Ga. | 5/4 |
| 1979 | W, 11-4 | Auburn, Ala. | 4/9 |
| 1979 | L, 3-6 | Columbus, Ga. | 5/1 |
| 1980 | L, 4-5 | Columbus, Ga. | 2/28 |
| 1980 | W, 9-4 | Auburn, Ala. | 3/11 |
| 1980 | W, 6-5 (10) | Auburn, Ala. | 4/10 |
| 1980 | L, 5-7 | Columbus, Ga. | 4/15 |
| 1981 | W, 5-1 | Columbus, Ga. | 3/3 |
| 1981 | W, 7-6 | Auburn, Ala. | 5/9 |
| 1982 | W, 9-7 | Auburn, Ala. | 4/1 |
| 1982 | W, 20-2 | Columbus, Ga. | 4/15 |
| 1983 | L, 7-8 (12) | Columbus, Ga. | 3/5 |
| 1983 | W, 6-4 | Auburn, Ala. | 4/10 |
| 1984 | W, 14-3 | Columbus, Ga. | 4/4 |
| 1984 | W, 5-2 | Auburn, Ala. | 5/2 |
| 1985 | L, 2-7 | Columbus, Ga. | 3/20 |
| 1985 | W, 2-1 | Auburn, Ala. | 4/30 |
| 1986 | L, 3-7 | Columbus, Ga. | 4/30 |
| 1987 | W, 9-8 | Auburn, Ala. | 3/28 |
| 1989 | W, 7-0 | Auburn, Ala. | 4/1 |
| 1991 | W, 11-2 | Auburn, Ala. | 4/16 |
| 1992 | W, 4-2 | Auburn, Ala. | 3/31 |
| 1993 | W, 5-3 | Auburn, Ala. | 4/7 |
| 1994 | W, 7-2 | Auburn, Ala. | 3/30 |
| 1995 | W, 9-4 | Auburn, Ala. | 4/12 |
| 1996 | W, 9-8 | Auburn, Ala. | 5/7 |
| 1997 | W, 9-2 | Auburn, Ala. | 5/6 |

CONNECTICUT (AU leads, 1-0)

| Year | Result | Location | Date |
|------|--------|----------------------|------|
| 2014 | W, 7-3 | Port Charlotte, Fla. | 2/16 |

COPPIN ST. (AU leads, 2-0)

| Year | Result | Location | Date |
|------|---------|--------------|------|
| 2014 | W, 10-0 | Auburn, Ala. | 3/18 |
| 2014 | W, 13-2 | Auburn, Ala. | 3/19 |

CORNELL (AU leads, 1-0)

| Year | Result | Location | Date |
|------|--------|--------------|------|
| 1991 | W, 6-1 | Auburn, Ala. | 3/19 |

CUMBERLAND (AU leads, 7-1)

| Year | Result | Location | Date |
|------|---------|--------------|------|
| 1906 | W, 5-4 | Auburn, Ala. | 3/26 |
| 1906 | W, 9-3 | Auburn, Ala. | 3/27 |
| 1906 | PPD | Auburn, Ala. | 3/28 |
| 1909 | W, 5-0 | Auburn, Ala. | 5/11 |
| 1909 | W, 17-3 | Auburn, Ala. | 5/12 |
| 1909 | W, 7-3 | Auburn, Ala. | 5/13 |
| 1914 | W | Auburn, Ala. | 5/7 |
| 1914 | W, 7-2 | Auburn, Ala. | 5/8 |
| 1986 | L, 2-4 | Auburn, Ala. | 3/5 |

DAYTONA BEACH (AU leads, 1-0)

| Year | Result | Location | Date |
|------|--------|--------------|------|
| 1940 | W, 9-1 | Auburn, Ala. | 4/1 |

DAVIDSON (AU leads, 15-0)

| Year | Result | Location | Date |
|------|---------|--------------|------|
| 1997 | W, 14-3 | Auburn, Ala. | 3/5 |
| 1998 | W, 20-7 | Auburn, Ala. | 3/3 |
| 1998 | W, 12-0 | Auburn, Ala. | 3/4 |

| | | | |
|------|-------------|--------------|------|
| 1999 | W, 16-0 (7) | Auburn, Ala. | 3/2 |
| 1999 | W, 16-2 (7) | Auburn, Ala. | 3/3 |
| 2000 | W, 10-5 | Auburn, Ala. | 3/7 |
| 2001 | W, 16-3 | Auburn, Ala. | 3/7 |
| 2006 | W, 8-6 | Auburn, Ala. | 2/28 |
| 2007 | W, 10-4 | Auburn, Ala. | 3/6 |
| 2008 | W, 10-2 | Auburn, Ala. | 3/4 |
| 2008 | W, 8-7 | Auburn, Ala. | 3/5 |
| 2009 | W, 7-2 | Auburn, Ala. | 3/3 |
| 2009 | W, 14-2 | Auburn, Ala. | 3/4 |
| 2010 | W, 7-6 | Auburn, Ala. | 3/3 |
| 2010 | W, 7-6 | Auburn, Ala. | 3/3 |

DOTHAN (AU leads, 1-0)

| Year | Result | Location | Date |
|------|--------|--------------|------|
| 1941 | W, 5-0 | Auburn, Ala. | 4/23 |

DUKE (AU trails, 1-2)

| Year | Result | Location | Date |
|------|---------|------------------|------|
| 1923 | W, 5-3 | Auburn, Ala. | 4/6 |
| 1923 | L, 7-10 | Montgomery, Ala. | 4/7 |
| 1924 | L, 2-4 | Auburn, Ala. | 4/21 |

DUQUESNE (AU leads, 3-0)

| Year | Result | Location | Date |
|------|---------|--------------|------|
| 1997 | W, 11-2 | Auburn, Ala. | 3/1 |
| 1997 | W, 11-0 | Auburn, Ala. | 3/2 |
| 1997 | W, 11-5 | Auburn, Ala. | 3/3 |

EAST CAROLINA (Series tied, 1-1)

| Year | Result | Location | Date |
|------|------------|--------------|------|
| 1990 | L, 4-5 (7) | Auburn, Ala. | 3/3 |
| 1990 | W, 9-6 (7) | Auburn, Ala. | 3/3 |

EASTERN ILLINOIS (AU leads, 2-1)

| Year | Result | Location | Date |
|------|----------|--------------|------|
| 2013 | L, 10-11 | Auburn, Ala. | 3/1 |
| 2013 | W, 14-7 | Auburn, Ala. | 3/2 |
| 2013 | W, 8-2 | Auburn, Ala. | 3/3 |

EASTERN KY. (AU trails, 1-0)

| Year | Result | Location | Date |
|------|--------|------------|------|
| 1991 | L, 1-2 | Macon, Ga. | 3/1 |

EASTERN MICH. (AU leads, 3-0)

| Year | Result | Location | Date |
|------|---------|--------------|------|
| 1995 | W, 19-3 | Auburn, Ala. | 3/17 |
| 1995 | W, 11-4 | Auburn, Ala. | 3/18 |
| 1995 | W, 7-4 | Auburn, Ala. | 3/19 |

E. TENNESSEE ST. (AU leads, 4-2)

| Year | Result | Location | Date |
|------|-------------|--------------|------|
| 1994 | L, 7-9 | Auburn, Ala. | 4/11 |
| 2008 | W, 6-3 | Auburn, Ala. | 2/22 |
| 2008 | W, 12-1 | Auburn, Ala. | 2/23 |
| 2008 | W, 12-4 | Auburn, Ala. | 2/24 |
| 2008 | W, 12-2 | Auburn, Ala. | 2/25 |
| 2014 | L, 2-3 (10) | Auburn, Ala. | 2/23 |

ELON (AU leads, 6-5)

| Year | Result | Location | Date |
|------|-------------|--------------|------|
| 2003 | W, 11-1 | Auburn, Ala. | 2/28 |
| 2003 | W, 3-1 | Auburn, Ala. | 3/1 |
| 2003 | W, 7-1 | Auburn, Ala. | 3/2 |
| 2005 | W, 8-7 (12) | Auburn, Ala. | 2/25 |
| 2005 | L, 4-6 | Auburn, Ala. | 2/26 |
| 2006 | L, 2-10 | Auburn, Ala. | 2/24 |
| 2006 | L, 2-3 | Auburn, Ala. | 2/26 |
| 2006 | W, 13-3 | Auburn, Ala. | 2/26 |
| 2009 | W, 5-3 | Auburn, Ala. | 2/20 |
| 2009 | L, 6-11 | Auburn, Ala. | 2/21 |
| 2009 | L, 8-9 | Auburn, Ala. | 2/22 |

FAIRFAX MILLS (AU leads, 1-0)

| Year | Result | Location | Date |
|------|--------|--------------|------|
| 1937 | W, 5-3 | Auburn, Ala. | 5/11 |

FAIRFIELD (Series tied, 1-1)

| Year | Result | Location | Date |
|------|---------|--------------|------|
| 1978 | L, 1-3 | Auburn, Ala. | 3/27 |
| 1979 | W, 21-6 | Auburn, Ala. | 3/21 |

FAULKNER (AU leads, 4-2)

| Year | Result | Location | Date |
|------|----------|------------------|------|
| 1983 | W, 13-6 | Auburn, Ala. | 3/22 |
| 1983 | W, 19-14 | Montgomery, Ala. | 4/13 |
| 1983 | L, 5-7 | Auburn, Ala. | 5/5 |
| 1984 | L, 6-9 | Auburn, Ala. | 4/2 |
| 1984 | W, 11-7 | Montgomery, Ala. | 4/5 |
| 1985 | W, 9-2 | Auburn, Ala. | 4/19 |

FERRIS ST. (AU leads, 2-0)

| Year | Result | Location | Date |
|------|------------|--------------|------|
| 1987 | W, 6-5 (7) | Auburn, Ala. | 3/3 |
| 1987 | W, 9-7 (7) | Auburn, Ala. | 3/3 |

FLORIDA (AU leads, 135-121-2)

| Year | Result | Location | Date |
|------|---------|-------------------|------|
| 1913 | W, 3-2 | Gainesville, Fla. | 4/10 |
| 1913 | W, 8-5 | Gainesville, Fla. | 4/11 |
| 1913 | W, 4-2 | Gainesville, Fla. | 4/12 |
| 1914 | W, 8-1 | Gainesville, Fla. | 4/9 |
| 1914 | W, 4-3 | Gainesville, Fla. | 4/10 |
| 1914 | L, 3-5 | Gainesville, Fla. | 4/11 |
| 1915 | W, 8-2 | Tallahassee, Fla. | 4/23 |
| 1915 | W, 7-2 | Tallahassee, Fla. | 4/24 |
| 1915 | T, 5-5 | Tallahassee, Fla. | 4/24 |
| 1916 | W, 7-0 | Auburn, Ala. | 5/12 |
| 1916 | W, 14-3 | Auburn, Ala. | 5/13 |
| 1916 | W, 7-1 | Auburn, Ala. | 5/13 |
| 1920 | W, 7-2 | Tallahassee, Fla. | 5/4 |
| 1920 | W, 1-0 | Tallahassee, Fla. | 5/5 |
| 1920 | T, 1-1 | Tallahassee, Fla. | 5/5 |
| 1924 | W, 10-3 | Gainesville, Fla. | 4/18 |
| 1924 | L, 3-4 | Gainesville, Fla. | 4/19 |
| 1926 | W, 2-1 | Gainesville, Fla. | 4/27 |
| 1926 | W, 4-3 | Gainesville, Fla. | 4/28 |
| 1927 | W, 2-1 | Auburn, Ala. | 4/4 |
| 1927 | L, 0-1 | Auburn, Ala. | 4/5 |
| 1927 | L, 8-9 | Gainesville, Fla. | 4/25 |
| 1927 | L, 3-4 | Gainesville, Fla. | 4/26 |
| 1927 | W, 5-0 | Gainesville, Fla. | 4/27 |
| 1928 | W, 4-1 | Auburn, Ala. | 4/11 |
| 1928 | W, 10-5 | Auburn, Ala. | 4/12 |
| 1928 | L, 5-6 | Gainesville, Fla. | 4/26 |
| 1928 | W, 2-0 | Gainesville, Fla. | 4/27 |
| | | | |



RESULTS VS. OPPONENTS

Table of game results from 1954 to 1988, including year, result, and opponent.

Table of game results from 1989 to 2023, including year, result, and opponent.

FLORIDA A&M (AU leads, 5-0)

Table of game results for Florida A&M from 2012 to 2023.

FAU (AU leads, 3-1)

Table of game results for FAU from 1998 to 2024.

Table of game results from 1998 to 2010, including year, result, and opponent.

FIU (AU leads, 4-2)

Table of game results for FIU from 1983 to 1984.

FLA. SOUTHERN (AU leads, 2-0)

Table of game results for Fla. Southern from 1950 to 1956.

FLORIDA ST. (AU trails, 75-45)

Table of game results for Florida State from 1904 to 1974.

Table of game results from 1975 to 2022, including year, result, and opponent.

FT. BENNING (AU leads, 26-13)

Table of game results for Ft. Benning from 1921 to 1955.

FURMAN (AU leads, 6-2)

Table of game results for Furman from 1975 to 1984.





RESULTS VS. OPPONENTS

| Year | Result | Location | Date |
|------|-------------|------------------|------|
| 1920 | L, 0-1 | Greenville, S.C. | 4/3 |
| 1920 | W, 2-0 | Greenville, S.C. | 4/4 |
| 1921 | W, 8-4 | Greenville, S.C. | 4/18 |
| 1921 | W, 19-4 | Greenville, S.C. | 4/19 |
| 1925 | L, 2-4 | Greenville, S.C. | 5/5 |
| 2000 | W, 19-7 (7) | Auburn, Ala. | 2/11 |
| 2000 | W, 22-4 (7) | Auburn, Ala. | 2/12 |
| 2000 | W, 10-4 | Auburn, Ala. | 2/13 |

GADSDEN (AU leads, 1-0)

| Year | Result | Location | Date |
|------|--------|---------------|------|
| 1940 | W, 6-5 | Godsden, Ala. | 4/17 |

GEORGE WASH. (AU leads, 3-1)

| Year | Result | Location | Date |
|------|--------|--------------|------|
| 2017 | W, 9-0 | Auburn, Ala. | 2/17 |
| 2017 | W, 2-0 | Auburn, Ala. | 2/18 |
| 2017 | L, 5-9 | Auburn, Ala. | 2/18 |
| 2017 | W, 4-3 | Auburn, Ala. | 2/19 |

GEORGIA (AU leads, 183-170-4)

| Year | Result | Location | Date |
|------|-------------|------------------|------|
| 1896 | L, 1-16 | Athens, Ga. | 5/16 |
| 1897 | L, 2-20 | Athens, Ga. | 4/24 |
| 1901 | W, 7-2 | Athens, Ga. | 5/7 |
| 1902 | L, 0-10 | Atlanta, Ga. | 4/25 |
| 1903 | L, 2-8 | Atlanta, Ga. | 4/21 |
| 1904 | L, 3-8 | Athens, Ga. | 4/25 |
| 1904 | L, 3-5 | Auburn, Ala. | 4/29 |
| 1904 | L, 0-5 | Auburn, Ala. | 4/29 |
| 1905 | W, 2-0 | Auburn, Ala. | 4/27 |
| 1905 | PPD | Auburn, Ala. | 4/28 |
| 1907 | L | Athens, Ga. | 5/2 |
| 1907 | W | Athens, Ga. | 5/3 |
| 1907 | W | Athens, Ga. | 5/4 |
| 1909 | L, 2-3 | Athens, Ga. | 4/9 |
| 1909 | W, 7-3 | Athens, Ga. | 4/10 |
| 1909 | L, 2-7 | Athens, Ga. | 4/10 |
| 1909 | T, 6-6 | Auburn, Ala. | 4/16 |
| 1909 | W, 10-1 | Auburn, Ala. | 4/17 |
| 1909 | W, 7-2 | Auburn, Ala. | 4/17 |
| 1910 | W, 5-0 | Athens, Ga. | 4/8 |
| 1910 | W, 4-2 | Athens, Ga. | 4/9 |
| 1910 | L, 2-7 | Athens, Ga. | 4/9 |
| 1910 | L, 3-4 | Auburn, Ala. | 5/13 |
| 1910 | L, 3-10 | Auburn, Ala. | 5/14 |
| 1911 | L, 0-2 | Athens, Ga. | 4/7 |
| 1911 | L, 0-1 | Athens, Ga. | 4/8 |
| 1911 | L, 0-1 | Auburn, Ala. | 4/14 |
| 1911 | L, 1-3 | Auburn, Ala. | 4/14 |
| 1911 | L, 5-7 | Auburn, Ala. | 4/15 |
| 1912 | L, 3-6 | Auburn, Ala. | 4/5 |
| 1912 | L, 0-6 | Auburn, Ala. | 4/6 |
| 1912 | L, 0-1 | Auburn, Ala. | 4/6 |
| 1913 | L, 1-5 | Athens, Ga. | 3/28 |
| 1913 | W, 4-3 | Athens, Ga. | 3/29 |
| 1913 | L, 0-11 | Athens, Ga. | 3/29 |
| 1914 | L, 2-11 | Auburn, Ala. | 4/3 |
| 1914 | L, 2-10 | Auburn, Ala. | 4/4 |
| 1914 | L, 3-6 | Auburn, Ala. | 4/4 |
| 1915 | W, 6-4 | Athens, Ga. | 3/26 |
| 1915 | W, 4-1 | Athens, Ga. | 3/27 |
| 1915 | L, 0-7 | Athens, Ga. | 3/27 |
| 1916 | W, 6-3 | Auburn, Ala. | 4/7 |
| 1916 | W, 9-6 | Auburn, Ala. | 4/8 |
| 1916 | W, 3-1 | Auburn, Ala. | 4/8 |
| 1917 | L, 0-10 | Athens, Ga. | 4/6 |
| 1917 | W, 3-0 | Athens, Ga. | 4/7 |
| 1917 | L, 0-2 | Athens, Ga. | 4/7 |
| 1918 | W, 12-2 | Athens, Ga. | 3/29 |
| 1918 | L, 1-3 | Athens, Ga. | 3/30 |
| 1918 | W, 4-2 | Auburn, Ala. | 5/3 |
| 1918 | W, 7-2 | Auburn, Ala. | 5/4 |
| 1919 | T, 0-0 (11) | Auburn, Ala. | 3/28 |
| 1919 | L, 0-6 | Auburn, Ala. | 3/29 |
| 1919 | L, 4-5 | Athens, Ga. | 4/4 |
| 1919 | L, 0-3 | Athens, Ga. | 4/5 |
| 1920 | W, 9-3 | Auburn, Ala. | 4/30 |
| 1920 | W, 3-0 | Auburn, Ala. | 5/1 |
| 1920 | W, 1-0 | Athens, Ala. | 5/10 |
| 1920 | W, 3-2 | Athens, Ala. | 5/11 |
| 1921 | W, 4-1 | Auburn, Ala. | 4/25 |
| 1921 | W, 2-0 | Columbus, Ga. | 4/26 |
| 1921 | W, 12-4 | Athens, Ga. | 5/6 |
| 1921 | W, 4-0 | Athens, Ga. | 5/7 |
| 1922 | L, 1-7 | Athens, Ga. | 5/5 |
| 1922 | L, 2-3 | Auburn, Ala. | 5/6 |
| 1922 | W, 2-0 | Auburn, Ala. | 5/12 |
| 1922 | L, 1-5 | Athens, Ga. | 5/13 |
| 1923 | PPD | Auburn, Ala. | 5/5 |
| 1923 | L, 5-7 (8) | Montgomery, Ala. | 5/6 |

| | | | |
|------|----------|--------------|------|
| 1923 | L, 1-9 | Athens, Ga. | 5/12 |
| 1923 | L, 0-3 | Athens, Ga. | 5/13 |
| 1924 | L, 3-5 | Auburn, Ala. | 5/9 |
| 1924 | W, 2-1 | Auburn, Ala. | 5/10 |
| 1924 | L, 0-9 | Athens, Ga. | 5/17 |
| 1925 | L, 2-5 | Auburn, Ala. | 4/3 |
| 1925 | L, 2-3 | Auburn, Ala. | 4/4 |
| 1925 | L, 1-4 | Athens, Ga. | 5/1 |
| 1925 | L, 0-8 | Athens, Ga. | 5/2 |
| 1926 | W, 6-2 | Auburn, Ala. | 3/24 |
| 1926 | PPD | Auburn, Ala. | 3/25 |
| 1926 | L, 1-9 | Athens, Ga. | 4/30 |
| 1926 | L, 2-3 | Athens, Ga. | 5/1 |
| 1927 | W, 7-6 | Auburn, Ala. | 3/30 |
| 1927 | W, 6-2 | Auburn, Ala. | 3/31 |
| 1928 | T, 3-3 | Auburn, Ala. | 4/9 |
| 1928 | W, 5-1 | Athens, Ga. | 5/8 |
| 1929 | L, 3-5 | Athens, Ga. | 4/8 |
| 1929 | L, 7-8 | Athens, Ga. | 5/2 |
| 1929 | L, 1-11 | Auburn, Ala. | 5/10 |
| 1929 | W, 6-2 | Auburn, Ala. | 5/11 |
| 1930 | L, 2-4 | Auburn, Ala. | 4/11 |
| 1930 | L, 3-7 | Auburn, Ala. | 4/12 |
| 1930 | L, 0-2 | Athens, Ga. | 5/2 |
| 1930 | W, 8-6 | Athens, Ga. | 5/3 |
| 1931 | W, 12-2 | Athens, Ga. | 4/22 |
| 1931 | W, 13-7 | Athens, Ga. | 4/23 |
| 1931 | W, 3-1 | Auburn, Ala. | 4/27 |
| 1931 | W, 7-6 | Auburn, Ala. | 4/28 |
| 1932 | W, 3-1 | Auburn, Ala. | 4/8 |
| 1932 | W, 9-0 | Auburn, Ala. | 4/9 |
| 1932 | L, 1-5 | Athens, Ga. | 4/18 |
| 1932 | L, 3-11 | Athens, Ga. | 4/19 |
| 1933 | T, 8-8 | Auburn, Ala. | 4/14 |
| 1933 | L, 1-8 | Athens, Ga. | 4/21 |
| 1934 | W, 9-8 | Auburn, Ala. | 4/13 |
| 1934 | L, 7-12 | Auburn, Ala. | 4/14 |
| 1934 | L, 6-10 | Athens, Ga. | 4/20 |
| 1934 | L, 0-5 | Athens, Ga. | 4/21 |
| 1935 | W, 4-3 | Auburn, Ala. | 4/5 |
| 1935 | L, 5-11 | Auburn, Ala. | 4/6 |
| 1935 | W, 7-2 | Athens, Ga. | 4/10 |
| 1935 | L | Athens, Ga. | 4/11 |
| 1936 | W, 3-2 | Athens, Ga. | 4/10 |
| 1936 | L, 3-8 | Athens, Ga. | 4/11 |
| 1936 | W, 6-2 | Athens, Ga. | 4/17 |
| 1936 | W, 3-0 | Athens, Ga. | 4/18 |
| 1936 | W, 7-4 | Athens, Ga. | 4/9 |
| 1937 | W, 12-7 | Athens, Ga. | 4/10 |
| 1937 | W, 2-1 | Auburn, Ala. | 4/16 |
| 1937 | W, 7-2 | Auburn, Ala. | 4/17 |
| 1938 | W, 3-2 | Auburn, Ala. | 4/22 |
| 1938 | L, 2-1 | Auburn, Ala. | 4/23 |
| 1938 | L, 7-11 | Athens, Ga. | 5/6 |
| 1938 | W, 12-10 | Athens, Ga. | 5/7 |
| 1939 | W, 5-2 | Auburn, Ala. | 4/21 |
| 1939 | L, 3-6 | Auburn, Ala. | 4/22 |
| 1939 | W, 10-7 | Athens, Ga. | 5/3 |
| 1939 | L, 3-5 | Athens, Ga. | 5/4 |
| 1940 | L, 0-4 | Auburn, Ala. | 4/12 |
| 1940 | L, 3-14 | Auburn, Ala. | 4/13 |
| 1940 | L, 5-6 | Athens, Ga. | 4/22 |
| 1940 | W, 11-6 | Athens, Ga. | 4/23 |
| 1941 | L, 4-30 | Athens, Ga. | 4/11 |
| 1941 | L, 3-8 | Athens, Ga. | 4/12 |
| 1941 | W, 3-2 | Auburn, Ala. | 4/18 |
| 1941 | W, 10-9 | Auburn, Ala. | 4/19 |
| 1942 | L, 4-8 | Athens, Ga. | 4/3 |
| 1942 | W, 8-3 | Athens, Ga. | 4/4 |
| 1942 | L, 13-17 | Auburn, Ala. | 4/17 |
| 1942 | L, 3-7 | Auburn, Ala. | 4/18 |
| 1943 | W, 14-3 | Athens, Ga. | 4/16 |
| 1943 | L, 5-6 | Athens, Ga. | 4/17 |
| 1943 | W, 6-4 | Auburn, Ala. | 4/23 |
| 1943 | W, 5-4 | Auburn, Ala. | 4/24 |
| 1946 | L | Athens, Ga. | 4/26 |
| 1946 | L, 5-6 | Athens, Ga. | 4/27 |
| 1946 | W, 5-2 | Auburn, Ala. | 5/27 |
| 1946 | W, 4-3 | Auburn, Ala. | 5/28 |
| 1947 | W, 11-7 | Athens, Ga. | 5/6 |
| 1947 | L, 9-10 | Athens, Ga. | 5/7 |
| 1947 | W, 3-0 | Auburn, Ala. | 5/22 |
| 1947 | W | Auburn, Ala. | 5/23 |
| 1948 | L, 2-10 | Auburn, Ala. | 4/10 |
| 1948 | W, 6-1 | Athens, Ga. | 5/7 |
| 1948 | W, 5-4 | Athens, Ga. | 5/8 |
| 1949 | W, 5-4 | Auburn, Ala. | 4/8 |
| 1949 | L, 2-4 | Auburn, Ala. | 4/9 |
| 1949 | L, 0-15 | Athens, Ga. | 4/19 |
| 1949 | W, 8-4 | Athens, Ga. | 4/20 |
| 1950 | L, 5-8 | Auburn, Ala. | 4/7 |
| 1950 | L, 3-5 | Auburn, Ala. | 4/8 |

| | | | |
|------|-------------|--------------|------|
| 1950 | L, 1-11 | Athens, Ga. | 4/21 |
| 1950 | W, 10-7 | Athens, Ga. | 4/22 |
| 1951 | L, 4-8 | Auburn, Ala. | 4/23 |
| 1951 | W, 15-5 | Auburn, Ala. | 4/24 |
| 1952 | W, 6-1 | Auburn, Ala. | 5/13 |
| 1952 | L, 4-10 | Auburn, Ala. | 5/14 |
| 1953 | L, 2-3 | Auburn, Ala. | 4/10 |
| 1953 | L, 3-8 | Auburn, Ala. | 4/11 |
| 1953 | L, 5-6 | Auburn, Ala. | 5/4 |
| 1953 | W, 7-5 | Auburn, Ala. | 5/5 |
| 1954 | W, 4-3 | Auburn, Ala. | 3/26 |
| 1954 | W, 4-3 | Athens, Ga. | 4/16 |
| 1954 | W, 7-5 | Athens, Ga. | 4/17 |
| 1955 | L, 8-10 | Auburn, Ala. | 4/11 |
| 1955 | L, 4-5 | Auburn, Ala. | 4/12 |
| 1955 | L, 8-4 | Athens, Ga. | 4/25 |
| 1955 | L, 6-16 | Athens, Ga. | 4/26 |
| 1956 | L, 3-8 | Athens, Ga. | 3/23 |
| 1956 | W, 3-1 | Athens, Ga. | 3/24 |
| 1956 | L, 1-2 | Athens, Ga. | 3/24 |
| 1957 | W, 7-3 | Auburn, Ala. | 3/23 |
| 1957 | W, 11-0 | Auburn, Ala. | 3/23 |
| 1958 | W, 5-1 | Athens, Ga. | 3/28 |
| 1958 | W, 5-3 | Athens, Ga. | 3/29 |
| 1958 | L, 7-14 | Auburn, Ala. | 5/2 |
| 1958 | W, 4-1 | Auburn, Ala. | 5/3 |
| 1959 | L, 3-9 | Auburn, Ala. | 3/27 |
| 1959 | W, 8-5 | Auburn, Ala. | 3/28 |
| 1959 | W, 13-3 | Auburn, Ala. | 5/1 |
| 1959 | W, 7-1 | Auburn, Ala. | 5/2 |
| 1960 | W, 8-5 | Athens, Ga. | 4/15 |
| 1960 | W, 15-4 | Athens, Ga. | 4/16 |
| 1960 | W, 7-3 | Auburn, Ala. | 5/9 |
| 1960 | W, 7-6 (11) | Auburn, Ala. | 5/10 |
| 1961 | W, 6-4 | Auburn, Ala. | 4/14 |
| 1961 | L, 0-2 (5) | Auburn, Ala. | 4/15 |
| 1961 | W, 2-1 | Athens, Ga. | 5/5 |
| 1961 | L, 4-9 | Athens, Ga. | 5/6 |
| 1962 | L, 4-6 | Athens, Ga. | 4/13 |
| 1962 | W, 4-1 | Athens, Ga. | 4/14 |
| 1962 | W, 5-3 | Auburn, Ala. | 5/4 |
| 1962 | W, 12-6 | Auburn, Ala. | 5/5 |
| 1963 | W, 11-0 | Auburn, Ala. | 3/22 |
| 1963 | W, 5-4 | Auburn, Ala. | 3/23 |
| 1963 | L, 4-6 | Auburn, Ala. | 5/1 |
| 1963 | W, 5-3 | Auburn, Ala. | 5/1 |
| 1964 | L, 5-6 | Auburn, Ala. | 3/27 |
| 1964 | W, 3-2 | Auburn, Ala. | 3/28 |
| 1964 | W, 6-1 | Auburn, Ala. | 4/17 |
| 1964 | W, 5-4 | Auburn, Ala. | 4/18 |
| 1965 | W, 4-3 | Auburn, Ala. | 3/27 |
| 1965 | W, 6-1 | Auburn, Ala. | 3/27 |
| 1965 | L, 3-5 | Auburn, Ala. | 4/23 |
| 1965 | W, 3-1 | Auburn, Ala. | 4/24 |
| 1966 | L, 3-4 | Athens, Ga. | 4/15 |
| 1966 | W, 5-2 | Athens, Ga. | 4/16 |
| 1966 | L, 2-3 | Auburn, Ala. | 5/6 |
| 1966 | L, 2-9 | Auburn, Ala. | 5/7 |
| 1967 | W, 6-0 | Auburn, Ala. | 3/31 |
| 1967 | W, 5-4 | Auburn, Ala. | 4/1 |
| 1967 | W, 10-0 | Athens, Ga. | 5/5 |
| 1967 | W, 19-0 | Athens, Ga. | 5/6 |
| 1968 | W, 8-2 | Athens, Ga. | 5/3 |
| 1968 | L, 3-4 | Athens, Ga. | 5/4 |
| 1968 | W, 7-6 | Auburn, Ala. | 5/10 |
| 1968 | W, 8-1 | Auburn, Ala. | 5/11 |
| 1969 | W, 7-3 | Auburn, Ala. | 4/18 |
| 1969 | L, 3-5 | Auburn, Ala. | 4/19 |
| 1969 | L, 2-7 | Athens, Ga. | 5/9 |
| 1969 | L, 7-10 | Athens, Ga. | 5/10 |
| 1970 | L, 0-1 | Athens, Ga. | 4/18 |
| 1970 | L, 4-5 (10) | Athens, Ga. | 4/18 |
| 1970 | W, 4-3 (13) | Auburn, Ala. | 5/8 |
| 1970 | W, 4-3 (11) | Auburn, Ala. | 5/9 |
| 1971 | W, 13-7 | Auburn, Ala. | 4/17 |
| 1971 | W, 8-7 | Auburn, Ala. | 4/19 |
| 1971 | L, 6-8 | Auburn, Ala. | 5/7 |
| 1971 | L, 2-4 | Auburn, Ala. | 5/8 |
| 1972 | L, 6-7 | Athens, Ga. | 4/14 |
| 1972 | W, 10-6 | Athens, Ga. | 4/15 |
| 1972 | L, 0-2 | Auburn, Ala. | 5/5 |
| 1972 | W, 2-1 | Auburn, Ala. | 5/6 |
| 1973 | L, 6-8 | Auburn, Ala. | 4/13 |
| 1973 | L, 9-12 | Auburn, Ala. | 4/14 |
| 1973 | L, 2-4 | Athens, Ga. | 5/4 |
| 1973 | L, 5-6 | Athens, Ga. | 5/5 |
| 1974 | W, 5-1 | Athens, Ga. | 4/12 |
| 1974 | W, 4-2 | Athens, Ga. | 4/13 |
| 1974 | W, 3-2 | Auburn, Ala. | 5/3 |
| 1974 | L, 5-7 | Auburn, Ala. | 5/4 |
| 1975 | W, 8-2 | Auburn, Ala. | 4/11 |
| 1975 | L, 1-2 | Auburn, Ala. | 4/12 |

| | | | |
|------|---------|-------------------|------|
| 1975 | L, 4-11 | Athens, Ga. | 5/2 |
| 1976 | W, 11-3 | Athens, Ga. | 4/2 |
| 1976 | L, 2-3 | Athens, Ga. | 4/3 |
| 1977 | W, 11-2 | Auburn, Ala. | 4/13 |
| 1978 | W, 8-7 | Gainesville, Fla. | 5/12 |
| 1982 | W, 10-7 | Auburn, Ala. | 3/23 |
| 1983 | L, 0-5 | Auburn, Ala. | 3/2 |



RESULTS VS. OPPONENTS

Table with columns: Year, Result, Location, Date. Rows for years 2015-2023.

GEORGIA COLLEGE (AU leads, 2-0)

Table with columns: Year, Result, Location, Date. Rows for years 1992-1993.

GA. SOUTHERN (AU leads, 4-1)

Table with columns: Year, Result, Location, Date. Rows for years 2000-2019.

GA. SOUTHWESTERN (AU leads, 12-0)

Table with columns: Year, Result, Location, Date. Rows for years 1978-2000.

GEORGIA ST. (AU leads, 16-1)

Table with columns: Year, Result, Location, Date. Rows for years 1979-2018.

GA. TECH (AU leads, 123-113-6)

Table with columns: Year, Result, Location, Date. Rows for years 1897-1910.

Main results table with columns: Year, Result, Location, Date. Rows for years 1910-1947.

Main results table with columns: Year, Result, Location, Date. Rows for years 1947-1985.

Main results table with columns: Year, Result, Location, Date. Rows for years 1985-2023.

GOODYEAR (AU trails, 1-3-1)

Table with columns: Year, Result, Location, Date. Rows for years 1935-1938.

GUNTER FIELD (AU trails 1-2)

Table with columns: Year, Result, Location, Date. Rows for years 1943-1943.

HAMILTON, ONT. (AU leads, 1-0)

Table with columns: Year, Result, Location, Date. Row for year 1940.

HIRAM (AU leads, 1-0)

Table with columns: Year, Result, Location, Date. Row for year 1973.

HOFSTRA (AU leads, 12-0)

Table with columns: Year, Result, Location, Date. Rows for years 2004-2007.

HOLY CROSS (AU leads, 3-0)

Table with columns: Year, Result, Location, Date. Rows for years 2017-2017.

HOUSTON (AU leads, 2-1)

Table with columns: Year, Result, Location, Date. Rows for years 1976-1989.

HUNTINGDON (AU leads, 16-5)

Table with columns: Year, Result, Location, Date. Rows for years 1964-1979.





RESULTS VS. OPPONENTS

| | | | |
|------|-------------|------------------|------|
| 1980 | L, 6-9 | Auburn, Ala. | 4/1 |
| 1980 | W, 5-0 | Montgomery, Ala. | 5/1 |
| 1981 | L, 1-2 (11) | Montgomery, Ala. | 4/20 |
| 1981 | W, 3-1 | Auburn, Ala. | 5/11 |
| 1982 | W, 20-4 | Montgomery, Ala. | 4/3 |
| 1982 | W, 12-4 | Auburn, Ala. | 4/15 |
| 1983 | L, 22-23 | Auburn, Ala. | 4/21 |
| 1984 | W, 2-1 | Montgomery, Ala. | 4/1 |
| 1984 | W, 10-1 | Auburn, Ala. | 5/5 |
| 1985 | L, 2-5 | Montgomery, Ala. | 4/12 |
| 1985 | L, 0-5 | Auburn, Ala. | 4/29 |
| 1986 | W, 5-4 | Auburn, Ala. | 2/26 |
| 1987 | W, 3-2 (11) | Auburn, Ala. | 2/18 |
| 1988 | W, 9-1 | Auburn, Ala. | 2/24 |
| 1989 | W, 18-13 | Auburn, Ala. | 2/15 |
| 1990 | W, 9-7 | Auburn, Ala. | 2/14 |
| 1992 | W, 8-3 | Auburn, Ala. | 3/11 |

ILLINOIS (Series tied, 2-2)

| YEAR | RESULT | LOCATION | DATE |
|------|---------|--------------|------|
| 1925 | L, 0-3 | Auburn, Ala. | 4/10 |
| 1925 | W, 4-3 | Auburn, Ala. | 4/11 |
| 1927 | W, 12-5 | Auburn, Ala. | 4/15 |
| 1927 | L, 8-10 | Auburn, Ala. | 4/16 |

ILLINOIS-CHICAGO (AU leads, 4-0)

| YEAR | RESULT | LOCATION | DATE |
|------|---------|--------------|------|
| 2020 | W, 5-3 | Auburn, Ala. | 2/14 |
| 2020 | W, 18-1 | Auburn, Ala. | 2/15 |
| 2020 | W, 7-3 | Auburn, Ala. | 2/15 |
| 2020 | W, 14-0 | Auburn, Ala. | 2/16 |

ILLINOIS ST. (AU trails, 3-2)

| Year | Result | Location | Date |
|------|------------|--------------|------|
| 1983 | L, 6-17 | Auburn, Ala. | 3/8 |
| 1991 | L, 6-11 | Auburn, Ala. | 3/5 |
| 1991 | W, 3-1 (7) | Auburn, Ala. | 3/6 |
| 1991 | L, 3-5 (7) | Auburn, Ala. | 3/6 |
| 1991 | W, 6-2 | Auburn, Ala. | 3/7 |

INDIANA (AU leads, 6-2)

| Year | Result | Location | Date |
|------|---------|------------------|------|
| 1921 | W, 10-4 | Auburn, Ala. | 4/4 |
| 1921 | W, 2-1 | Auburn, Ala. | 4/5 |
| 1941 | L, 7-11 | Auburn, Ala. | 4/3 |
| 1941 | W, 3-2 | Auburn, Ala. | 4/4 |
| 1996 | W, 6-3 | Montgomery, Ala. | 3/1 |
| 2023 | W, 8-4 | Auburn, Ala. | 2/17 |
| 2023 | W, 6-1 | Auburn, Ala. | 2/18 |
| 2023 | L, 2-11 | Auburn, Ala. | 2/19 |

IU-SOUTHEAST (AU leads, 1-0)

| Year | Result | Location | Date |
|------|----------|--------------|------|
| 1981 | W, 13-10 | Auburn, Ala. | 3/8 |

INDIANA ST. (AU leads, 5-0)

| Year | Result | Location | Date |
|------|---------|----------------------|------|
| 1968 | W, 10-1 | Auburn, Ala. | 4/9 |
| 1968 | W, 8-0 | Auburn, Ala. | 4/10 |
| 1969 | W, 17-1 | Auburn, Ala. | 4/1 |
| 2013 | W, 6-5 | Auburn, Ala. | 2/24 |
| 2014 | W, 4-0 | Port Charlotte, Fla. | 2/14 |

JACKSON ST. (Series tied, 1-1)

| Year | Result | Location | Date |
|------|--------------|--------------|------|
| 1981 | L, 8-10 (10) | Auburn, Ala. | 4/13 |
| 1982 | W, 4-1 | Auburn, Ala. | 4/29 |

JACKSONVILLE (AU leads, 11-8)

| Year | Result | Location | Date |
|------|-------------|--------------------|------|
| 1969 | W, 19-1 | Auburn, Ala. | 4/21 |
| 1969 | W, 2-0 | Auburn, Ala. | 4/22 |
| 1971 | W, 11-4 | | 3/22 |
| 1972 | L, 2-6 | Auburn, Ala. | 4/17 |
| 1972 | L, 2-5 | Auburn, Ala. | 4/18 |
| 1973 | W, 3-1 | Jacksonville, Fla. | 3/15 |
| 1973 | L, 6-7 | Jacksonville, Fla. | 3/16 |
| 1974 | W, 23-4 | Jacksonville, Fla. | 3/18 |
| 1974 | L, 5-6 | Jacksonville, Fla. | 3/19 |
| 1974 | L, 6-8 | Jacksonville, Fla. | 3/20 |
| 1974 | W, 2-1 | Auburn, Ala. | 4/22 |
| 1975 | L, 1-2 | Jacksonville, Fla. | 3/30 |
| 1975 | L, 3-4 | Jacksonville, Fla. | 4/1 |
| 1976 | W, 7-5 | Tallahassee, Fla. | 5/25 |
| 1977 | L, 0-1 | Jacksonville, Fla. | 2/24 |
| 1977 | W, 3-2 | Jacksonville, Fla. | 2/24 |
| 2001 | W, 8-7 (10) | Tallahassee, Fla. | 5/25 |
| 2001 | W, 3-2 | Tallahassee, Fla. | 5/26 |
| 2007 | W, 7-6 | Mobile, Ala. | 2/23 |

JAX STATE (AU leads, 25-18)

| Year | Result | Location | Date |
|------|--------|--------------|------|
| 1972 | L, 0-4 | Auburn, Ala. | 3/20 |

| | | | |
|------|-------------|--------------------|------|
| 1973 | W, 15-1 | Auburn, Ala. | 3/27 |
| 1973 | W, 6-1 | Auburn, Ala. | 3/27 |
| 1974 | W, 6-4 | Auburn, Ala. | 5/1 |
| 1975 | L, 4-5 | Auburn, Ala. | 4/30 |
| 1976 | W, 5-3 | Auburn, Ala. | 4/5 |
| 1976 | L, 6-7 | Auburn, Ala. | 4/5 |
| 1977 | W, 2-0 | Auburn, Ala. | 4/25 |
| 1978 | L, 6-8 | Auburn, Ala. | 4/19 |
| 1979 | L, 4-5 | Auburn, Ala. | 4/23 |
| 1980 | L, 2-10 | Auburn, Ala. | 3/10 |
| 1981 | W, 9-5 | Jacksonville, Ala. | 4/1 |
| 1981 | W, 5-4 (10) | Auburn, Ala. | 4/7 |
| 1982 | W, 6-4 (7) | Auburn, Ala. | 3/31 |
| 1982 | L, 6-7 (7) | Auburn, Ala. | 3/31 |
| 1983 | L, 1-11 | Jacksonville, Ala. | 3/29 |
| 1983 | W, 6-5 | Auburn, Ala. | 4/5 |
| 1984 | W, 6-3 (5) | Auburn, Ala. | 3/27 |
| 1985 | W, 12-8 | Jacksonville, Ala. | 3/27 |
| 1985 | W, 18-6 | Auburn, Ala. | 4/10 |
| 1985 | L, 7-8 | | 4/21 |
| 1986 | L, 0-8 | Auburn, Ala. | 3/24 |
| 1988 | W, 12-10 | Auburn, Ala. | 4/4 |
| 1992 | L, 3-5 | Auburn, Ala. | 2/27 |
| 1993 | W, 7-1 | Auburn, Ala. | 2/24 |
| 1994 | L, 6-11 | Auburn, Ala. | 3/5 |
| 1994 | W, 8-2 | Auburn, Ala. | 3/6 |
| 2010 | W, 9-7 | Auburn, Ala. | 5/18 |
| 2010 | W, 9-7 | Auburn, Ala. | 6/4 |
| 2011 | W, 9-4 | Auburn, Ala. | 2/22 |
| 2011 | L, 4-5 | Jacksonville, Ala. | 3/22 |
| 2012 | L, 7-8 | Auburn, Ala. | 5/15 |
| 2013 | W, 12-8 | Jacksonville, Ala. | 5/7 |
| 2013 | L, 1-6 | Auburn, Ala. | 5/14 |
| 2015 | W, 6-4 | Auburn, Ala. | 2/27 |
| 2015 | L, 9-10 | Auburn, Ala. | 3/1 |
| 2017 | W, 10-1 | Auburn, Ala. | 3/15 |
| 2019 | L, 6-11 | Auburn, Ala. | 4/9 |
| 2019 | W, 14-2 | Jacksonville, Ala. | 4/23 |
| 2021 | W, 8-7 (10) | Auburn, Ala. | 4/21 |
| 2022 | L, 2-5 | Auburn, Ala. | 3/29 |
| 2022 | W, 8-4 | Jacksonville, Ala. | 4/26 |
| 2023 | W, 6-3 | Jacksonville, Ala. | 3/8 |

KANSAS STATE (AU leads, 1-0)

| Year | Result | Location | Date |
|------|---------|------------------|------|
| 2022 | W, 12-1 | Arlington, Texas | 2/20 |

KENNESAW ST. (AU leads, 7-3)

| Year | Result | Location | Date |
|------|---------|---------------|------|
| 2013 | L, 2-9 | Auburn, Ala. | 2/26 |
| 2013 | W, 8-3 | Kennesaw, Ga. | 3/12 |
| 2014 | W, 6-1 | Kennesaw, Ga. | 3/11 |
| 2014 | W, 10-5 | Auburn, Ala. | 3/25 |
| 2015 | W, 6-0 | Auburn, Ala. | 4/29 |
| 2016 | L, 5-6 | Kennesaw, Ga. | 4/12 |
| 2016 | L, 3-7 | Auburn, Ala. | 5/11 |
| 2017 | W, 6-4 | Auburn, Ala. | 3/8 |
| 2017 | W, 15-7 | Kennesaw, Ga. | 4/18 |
| 2022 | W, 14-1 | Auburn, Ala. | 4/20 |

KENTUCKY (AU leads, 81-51)

| Year | Result | Location | Date |
|------|-------------|----------------|------|
| 1956 | W, 25-6 | Lexington, Ky. | 4/20 |
| 1956 | W, 19-10 | Lexington, Ky. | 4/21 |
| 1956 | W, 10-5 | Lexington, Ky. | 4/21 |
| 1957 | W, 12-5 | Auburn, Ala. | 4/19 |
| 1957 | W, 1-0 | Auburn, Ala. | 4/20 |
| 1957 | W, 10-8 | Auburn, Ala. | 4/20 |
| 1960 | W, 7-2 | Lexington, Ky. | 4/29 |
| 1960 | W, 7-5 | Lexington, Ky. | 4/30 |
| 1961 | W, 17-4 | Auburn, Ala. | 4/7 |
| 1961 | W, 7-5 (12) | Auburn, Ala. | 4/8 |
| 1962 | W, 5-0 | Lexington, Ky. | 4/29 |
| 1962 | L, 4-7 | Lexington, Ky. | 4/30 |
| 1963 | W, 13-6 | Auburn, Ala. | 4/12 |
| 1963 | W, 14-2 | Auburn, Ala. | 4/13 |
| 1964 | L, 1-2 | Auburn, Ala. | 4/24 |
| 1964 | L, 4-5 | | 4/25 |
| 1965 | W, 5-4 | Auburn, Ala. | 3/19 |
| 1965 | W, 11-6 | Auburn, Ala. | 3/20 |
| 1966 | L, 1-2 | Lexington, Ky. | 4/29 |
| 1967 | W, 2-0 | Auburn, Ala. | 4/10 |
| 1967 | L, 2-3 | Auburn, Ala. | 4/10 |
| 1967 | W, 4-1 | Auburn, Ala. | 4/11 |
| 1968 | L, 4-5 | Lexington, Ky. | 4/18 |
| 1968 | L, 9-16 | Lexington, Ky. | 4/18 |
| 1968 | L, 0-3 | Lexington, Ky. | 4/20 |
| 1969 | L, 2-4 | Auburn, Ala. | 4/28 |
| 1969 | W, 2-0 | Auburn, Ala. | 4/28 |
| 1969 | W, 12-2 | Auburn, Ala. | 4/29 |
| 1970 | W, 1-0 | Lexington, Ky. | 4/25 |
| 1970 | W, 4-2 | Lexington, Ky. | 4/25 |

| | | | |
|------|-------------|------------------|------|
| 1971 | L, 5-6 | Auburn, Ala. | 4/9 |
| 1971 | W, 2-0 | Auburn, Ala. | 4/10 |
| 1971 | L, 13-14 | Auburn, Ala. | 4/12 |
| 1972 | W, 5-2 | Lexington, Ky. | 4/8 |
| 1972 | L, 4-5 | Lexington, Ky. | 4/8 |
| 1973 | W, 5-1 | Auburn, Ala. | 4/6 |
| 1973 | W, 2-1 | Auburn, Ala. | 4/6 |
| 1974 | L, 6-7 | Lexington, Ky. | 4/5 |
| 1974 | W, 12-2 | Lexington, Ky. | 4/5 |
| 1974 | W, 5-2 | Lexington, Ky. | 4/6 |
| 1975 | L, 1-4 | Auburn, Ala. | 4/4 |
| 1975 | W, 9-4 | Auburn, Ala. | 4/4 |
| 1975 | W, 15-7 | Auburn, Ala. | 4/5 |
| 1976 | L, 6-7 | Lexington, Ky. | 5/13 |
| 1976 | W, 6-0 | Auburn, Ala. | 5/16 |
| 1976 | W, 14-6 | Auburn, Ala. | 5/16 |
| 1986 | W, 1-0 | Auburn, Ala. | 4/12 |
| 1986 | W, 16-5 | Auburn, Ala. | 4/13 |
| 1986 | W, 5-4 | Auburn, Ala. | 4/14 |
| 1987 | W, 12-7 (7) | Lexington, Ky. | 4/18 |
| 1987 | L, 5-6 (7) | Lexington, Ky. | 4/18 |
| 1987 | L, 4-11 | Lexington, Ky. | 4/19 |
| 1987 | W, 5-4 (10) | Athens, Ga. | 5/15 |
| 1988 | W, 9-1 (7) | Auburn, Ala. | 4/16 |
| 1988 | W, 2-0 (7) | Auburn, Ala. | 4/16 |
| 1988 | L, 1-2 | Auburn, Ala. | 4/17 |
| 1989 | L, 5-7 | Lexington, Ky. | 4/15 |
| 1989 | W, 5-3 (10) | Lexington, Ky. | 4/15 |
| 1989 | L, 4-9 | Lexington, Ky. | 4/16 |
| 1990 | W, 9-6 | Auburn, Ala. | 4/28 |
| 1990 | L, 1-5 (7) | Auburn, Ala. | 4/28 |
| 1990 | L, 4-7 | Auburn, Ala. | 4/29 |
| 1991 | L, 10-11 | Lexington, Ky. | 4/27 |
| 1991 | W, 10-3 (7) | Lexington, Ky. | 4/27 |
| 1991 | W, 3-1 | Lexington, Ky. | 4/28 |
| 1991 | W, 8-5 | Baton Rouge, La. | 5/17 |
| 1992 | L, 3-6 | Auburn, Ala. | 3/28 |
| 1992 | L, 4-8 (7) | Auburn, Ala. | 3/28 |
| 1992 | L, 8-11 | Auburn, Ala. | 3/29 |
| 1993 | W, 10-4 | Lexington, Ky. | 4/3 |
| 1993 | W, 7-3 (7) | Lexington, Ky. | 4/3 |
| 1993 | W, 16-8 | Lexington, Ky. | 4/4 |
| 1996 | W, 16-10 | Auburn, Ala. | 3/29 |
| 1996 | L, 4-7 | Auburn, Ala. | 3/30 |
| 1996 | W, 12-6 | Auburn, Ala. | 3/31 |
| 1997 | W, 5-0 (5) | Lexington, Ky. | 3/28 |
| 1997 | L, 5-6 (12) | Lexington, Ky. | 3/29 |
| 1997 | W, 18-3 | Lexington, Ky. | 3/30 |
| 1998 | L, 7-10 | Auburn, Ala. | 5/1 |
| 1998 | W, 14-3 | Auburn, Ala. | 5/2 |
| 1998 | W, 15-2 | Auburn, Ala. | 5/3 |
| 1999 | L, 1-10 | Lexington, Ky. | 5/7 |
| 1999 | W, 7-4 | Lexington, Ky. | 5/8 |
| 1999 | W, 5-4 | Lexington, Ky. | 5/9 |
| 2002 | L, 1-3 | Auburn, Ala. | 3/15 |
| 2002 | W, 4-3 | Auburn, Ala. | 3/16 |
| 2002 | W, 5-0 | Auburn, Ala. | 3/17 |
| 2003 | W, 14-10 | Lexington, Ky. | 3/21 |
| 2003 | W, 10-3 | Lexington, Ky. | 3/22 |
| 2003 | W, 10-3 | Lexington, Ky. | 3/23 |
| 2004 | L, 0-8 | Auburn, Ala. | 3/19 |
| 2004 | L, 3-4 | Auburn, Ala. | 3/20 |
| 2004 | W, 3-2 (10) | Auburn, Ala. | 3/21 |
| 2005 | W, 8-4 | Lexington, Ky. | 4/15 |
| 2005 | L, 2-6 | Lexington, Ky. | 4/16 |
| 2005 | W, 4-3 | Lexington, Ky. | 4/17 |
| 2006 | L, 7-8 | Auburn, Ala. | 3/31 |
| 2006 | W, 5-1 | Auburn, Ala. | 4/1 |
| 2006 | W, 12-6 | Auburn, Ala. | 4/2 |
| 2007 | W, 18-7 | Lexington, Ky. | 5/17 |
| 2007 | W, 13-6 | Lexington, Ky. | 5/18 |
| 2007 | L, 7-8 | Lexington, Ky. | 5/19 |
| 2008 | W, 2-0 | Auburn, Ala. | 3/21 |
| 2008 | W, 7-5 | Auburn, Ala. | 3/22 |
| 2008 | L, 8-9 | Auburn, Ala. | 3/23 |
| 2009 | L, 5-6 (10) | Lexington, Ky. | 5/9 |
| 2009 | L, 2-8 | Lexington, Ky. | 5/9 |
| 2009 | W, 7-5 | Lexington, Ky. | 5/10 |
| 2010 | W, 13-6 | Auburn, Ala. | 4/23 |
| 2010 | L, 7-8 | Auburn, Ala. | 4/24 |
| 2010 | W, 6-5 | Auburn, Ala. | 4/25 |
| 2011 | W, 12-9 | Lexington, Ky. | 4/8 |
| 2011 | W, 15-8 | Lexington, Ky. | 4/9 |
| 2011 | W, 8-2 | Lexington, Ky. | 4/10 |
| 2014 | L, 3-6 | Lexington, Ky. | 5/9 |
| 2014 | W, 8-1 | Lexington, Ky. | 5/10 |
| 2014 | L, 5-6 (10) | Lexington, Ky. | 5/11 |
| 2015 | W, 6-3 | Hoover, Ala. | 5/19 |
| 2016 | W, 5-2 | Auburn, Ala. | 4/29 |
| 2016 | W, 10-6 | Auburn, Ala. | 4/30 |
| 2016 | L, 6-9 | Auburn, Ala. | 5/1 |
| 2018 | L, 4-5 | Lexington, Ky. | 3/23 |

| | | | |
|------|-------------|----------------|------|
| 2018 | W, 4-3 (7) | Lexington, Ky. | 3/25 |
| 2018 | L, 3-13 (7) | Lexington, Ky. | 3/25 |



RESULTS VS. OPPONENTS

Table of game results for Auburn, Ala. from 1952 to 1994, including scores and opponents.

Table of game results for Auburn, Ala. from 1994 to 2023, including scores and opponents.

Summary tables for Louisville (AU leads, 3-1), Loyola (N.O.) (AU leads, 5-1), Maine (AU leads, 4-1), Marietta Coll. (AU leads, 1-0), Marion (AU leads, 7-1), Marshall (AU leads, 7-0), Maryland (AU leads, 2-1), Maxwell AFB (AU leads, 4-0), Memphis (AU leads, 7-4), and Mercer (AU leads, 103-47-1).

Table of game results for Macon, Ga. from 1906 to 1974, including scores and opponents.





RESULTS VS. OPPONENTS

| | | | |
|------|-------------|-------------------|------|
| 1974 | L, 2-9 | Macon, Ga. | 4/17 |
| 1974 | L, 2-3 | Macon, Ga. | 4/17 |
| 1975 | W, 9-2 | Macon, Ga. | 5/20 |
| 1975 | L, 2-4 | Macon, Ga. | 5/20 |
| 1976 | L, 4-10 | Macon, Ga. | 4/20 |
| 1976 | W, 6-2 | Macon, Ga. | 4/20 |
| 1976 | W, 9-4 | Auburn, Ala. | |
| 1976 | W, 4-3 | Auburn, Ala. | |
| 1977 | L, 7-10 | Macon, Ga. | 3/3 |
| 1977 | W, 17-7 | Auburn, Ala. | 4/11 |
| 1978 | W, 9-1 | Auburn, Ala. | 5/9 |
| 1989 | W, 10-3 (7) | Auburn, Ala. | 2/22 |
| 1989 | W, 5-4 (7) | Auburn, Ala. | 2/22 |
| 1990 | W, 2-0 (7) | Auburn, Ala. | 2/17 |
| 1990 | W, 4-2 (7) | Auburn, Ala. | 2/17 |
| 1991 | W, 8-1 | Auburn, Ala. | 4/2 |
| 1993 | W, 2-1 | Auburn, Ala. | 3/22 |
| 1993 | W, 6-3 | Auburn, Ala. | 3/23 |
| 1994 | L, 3-4 | Auburn, Ala. | 4/19 |
| 1994 | W, 7-6 | Auburn, Ala. | 4/20 |
| 1995 | W, 5-3 | Auburn, Ala. | 4/25 |
| 1995 | W, 12-3 | Auburn, Ala. | 4/26 |
| 1996 | W, 20-14 | Auburn, Ala. | 4/16 |
| 1996 | W, 13-6 | Auburn, Ala. | 4/17 |
| 1997 | W, 18-3 | Auburn, Ala. | 2/11 |
| 1997 | W, 10-3 | Auburn, Ala. | 4/15 |
| 1998 | W, 9-6 | Auburn, Ala. | 4/21 |
| 1998 | L, 4-5 | Auburn, Ala. | 4/29 |
| 1999 | W, 15-2 (7) | Auburn, Ala. | 4/28 |
| 2000 | W, 11-3 | Auburn, Ala. | 2/15 |
| 2000 | W, 19-2 (7) | Auburn, Ala. | 4/4 |
| 2001 | W, 13-3 | Auburn, Ala. | 2/20 |
| 2002 | W, 3-2 | Auburn, Ala. | 4/2 |
| 2003 | W, 7-0 | Auburn, Ala. | 5/13 |
| 2004 | L, 1-2 | Auburn, Ala. | 5/18 |
| 2005 | W, 6-5 | Auburn, Ala. | 2/15 |
| 2006 | W, 18-1 | Auburn, Ala. | 4/25 |
| 2007 | W, 5-1 | Macon, Ga. | 3/27 |
| 2007 | W, 22-6 | Auburn, Ala. | 4/10 |
| 2008 | W, 10-4 | Auburn, Ala. | 3/25 |
| 2008 | W, 18-6 | Macon, Ga. | 5/13 |
| 2014 | W, 9-5 | Auburn, Ala. | 3/7 |
| 2014 | W, 4-1 | Auburn, Ala. | 3/8 |
| 2014 | W, 6-5 | Auburn, Ala. | 3/9 |
| 2015 | W, 1-0 | Tallahassee, Fla. | 5/30 |

MERCER-ATLANTA (AU trails, 1-0)

| Year | Result | Location | Date |
|------|--------|----------|------|
| 1973 | L, 5-8 | | 3/21 |

MIAMI [FLA.] (AU leads, 7-1)

| Year | Result | Location | Date |
|------|---------|--------------|------|
| 1946 | W, 8-5 | Auburn, Ala. | 4/16 |
| 1946 | W, 1-0 | Miami, Fla. | 5/3 |
| 1946 | W, 11-7 | Miami, Fla. | 5/4 |
| 1966 | W, 7-1 | Auburn, Ala. | 4/11 |
| 1966 | W, 8-3 | Auburn, Ala. | 4/12 |
| 1968 | W, 7-5 | Auburn, Ala. | 4/15 |
| 1968 | W, 6-1 | Auburn, Ala. | 4/16 |
| 1994 | L, 5-7 | Omaha, Neb. | 6/6 |

MIAMI [OHIO] (AU leads, 5-2)

| Year | Result | Location | Date |
|------|---------|--------------|------|
| 1971 | W, 7-1 | | 3/19 |
| 1971 | W, 6-4 | | 3/20 |
| 1971 | L, 1-5 | | 3/21 |
| 1971 | L, 4-13 | | 3/23 |
| 2010 | W, 14-9 | Auburn, Ala. | 3/5 |
| 2010 | W, 13-5 | Auburn, Ala. | 3/6 |
| 2010 | W, 5-4 | Auburn, Ala. | 3/7 |

MICHIGAN (AU leads, 4-3-1)

| Year | Result | Location | Date |
|------|---------|------------------|------|
| 1920 | T, 1-1 | Auburn, Ala. | 4/12 |
| 1920 | W, 4-3 | Auburn, Ala. | 4/13 |
| 1923 | W, 8-1 | Montgomery, Ala. | 4/11 |
| 1923 | L, 2-9 | Auburn, Ala. | 4/12 |
| 1924 | L, 9-10 | Montgomery, Ala. | 4/16 |
| 1926 | W, 8-5 | Auburn, Ala. | 4/5 |
| 1991 | W, 12-4 | Mobile, Ala. | 3/9 |
| 1993 | L, 0-4 | Mobile, Ala. | 2/27 |

MICHIGAN ST. (AU leads, 4-3)

| Year | Result | Location | Date |
|------|---------|------------------|------|
| 1941 | W, 9-8 | Auburn, Ala. | 3/31 |
| 1941 | L | Montgomery, Ala. | 4/1 |
| 1942 | L | Auburn, Ala. | 3/27 |
| 1990 | W, 5-4 | Auburn, Ala. | 3/21 |
| 1996 | W, 10-9 | Mobile, Ala. | 2/25 |
| 2007 | W, 11-6 | Mobile, Ala. | 2/24 |
| 2016 | L, 0-3 | Pensacola, Fla. | 3/5 |

MIDDLE TENN. (AU leads, 16-6)

| Year | Result | Location | Date |
|------|-------------|---------------------|------|
| 1973 | W, 13-4 | | 3/16 |
| 1973 | L, 2-3 | | 3/17 |
| 1976 | W, 10-5 | Tallahassee, Fla. | 5/21 |
| 1977 | L, 2-5 | Auburn, Ala. | |
| 1979 | W, 6-5 | Auburn, Ala. | 2/26 |
| 1987 | W, 5-3 | Huntsville, Ala. | 5/22 |
| 1994 | W, 19-3 (7) | Auburn, Ala. | 2/26 |
| 1994 | W, 9-2 (7) | Auburn, Ala. | 2/26 |
| 1994 | W, 11-9 | Auburn, Ala. | 2/27 |
| 1994 | W, 6-1 | Murfreesboro, Tenn. | 3/22 |
| 1995 | W, 12-2 | Auburn, Ala. | 3/4 |
| 1995 | W, 6-1 | Murfreesboro, Tenn. | 4/10 |
| 1997 | W, 4-1 (7) | Auburn, Ala. | 2/22 |
| 1997 | W, 11-7 (7) | Auburn, Ala. | 2/22 |
| 1997 | W, 9-3 | Auburn, Ala. | 2/23 |
| 1999 | W, 8-2 | Auburn, Ala. | 2/19 |
| 1999 | L, 2-5 | Auburn, Ala. | 2/20 |
| 1999 | W, 7-3 | Auburn, Ala. | 2/21 |
| 2013 | L, 1-2 | Auburn, Ala. | 2/23 |
| 2022 | L, 8-10 | Auburn, Ala. | 3/11 |
| 2022 | W, 10-7 | Auburn, Ala. | 3/13 |
| 2022 | L, 3-4 (8) | Auburn, Ala. | 3/13 |

MIGNON MILLS (AU leads, 1-0)

| Year | Result | Location | Date |
|------|--------|--------------|------|
| 1948 | W, 6-3 | Auburn, Ala. | 4/20 |

MINNESOTA (AU leads, 2-0)

| Year | Result | Location | Date |
|------|---------|--------------|------|
| 1999 | W, 9-5 | Auburn, Ala. | 2/24 |
| 2001 | W, 14-6 | Mobile, Ala. | 2/16 |

MISS. COLLEGE (AU leads, 2-0)

| Year | Result | Location | Date |
|------|--------|--------------|------|
| 1937 | W, 7-6 | Auburn, Ala. | 3/31 |
| 1937 | W, 6-1 | Auburn, Ala. | 4/1 |

MISS. STATE (AU trails, 116-96-1)

| Year | Result | Location | Date |
|------|---------|-------------------|------|
| 1908 | W, 6-3 | Auburn, Ala. | 4/3 |
| 1908 | W, 7-0 | Auburn, Ala. | 4/4 |
| 1908 | W, 6-4 | Auburn, Ala. | 4/4 |
| 1911 | W, 5-3 | Starkville, Miss. | 4/3 |
| 1911 | L, 0-6 | Starkville, Miss. | 4/3 |
| 1911 | W, 2-1 | Starkville, Miss. | 4/5 |
| 1912 | W, 6-4 | Auburn, Ala. | 4/8 |
| 1912 | W, 10-9 | Auburn, Ala. | 4/10 |
| 1912 | W, 2-1 | Auburn, Ala. | 4/10 |
| 1915 | L, 0-3 | Meridian, Miss. | 5/14 |
| 1915 | L, 3-4 | Columbus, Miss. | 5/15 |
| 1915 | T, 1-1 | Columbus, Miss. | 5/15 |
| 1916 | W, 5-2 | Auburn, Ala. | 4/21 |
| 1916 | W, 3-1 | Auburn, Ala. | 4/22 |
| 1916 | W, 5-4 | Auburn, Ala. | 4/22 |
| 1924 | L, 0-4 | Montgomery, Ala. | 5/3 |
| 1939 | W, 5-1 | Starkville, Miss. | 4/18 |
| 1939 | W, 8-2 | Starkville, Miss. | 4/19 |
| 1947 | L, 0-4 | Starkville, Miss. | 4/16 |
| 1947 | L, 1-7 | Auburn, Ala. | 5/10 |
| 1947 | L, 6-9 | Auburn, Ala. | 5/11 |
| 1948 | L, 5-7 | Starkville, Miss. | 5/27 |
| 1948 | L, 3-4 | Starkville, Miss. | 5/28 |
| 1948 | L, 3-4 | Auburn, Ala. | 5/31 |
| 1966 | W, 4-2 | Tallahassee, Fla. | 3/21 |
| 1966 | L, 5-6 | Tallahassee, Fla. | 3/22 |
| 1975 | W, 9-8 | Starkville, Miss. | 3/21 |
| 1975 | W, 3-1 | Starkville, Miss. | 3/22 |
| 1975 | W, 3-0 | Starkville, Miss. | 3/22 |
| 1975 | W, 5-4 | Auburn, Ala. | 4/28 |
| 1975 | W, 6-0 | Auburn, Ala. | 4/28 |
| 1976 | L, 1-6 | Auburn, Ala. | 3/27 |
| 1976 | L, 1-3 | Auburn, Ala. | 3/27 |
| 1976 | W, 7-0 | Starkville, Miss. | 4/26 |
| 1976 | W, 2-1 | Starkville, Miss. | 4/27 |
| 1976 | W, 3-1 | Starkville, Miss. | 4/27 |
| 1977 | L, 0-3 | Starkville, Miss. | 3/18 |
| 1977 | L, 0-5 | Starkville, Miss. | 3/19 |
| 1977 | L, 1-12 | Starkville, Miss. | 3/19 |
| 1977 | W, 3-0 | Auburn, Ala. | 4/23 |
| 1977 | W, 6-4 | Auburn, Ala. | 4/24 |
| 1977 | W, 15-6 | Auburn, Ala. | 4/24 |
| 1978 | L, 1-7 | Auburn, Ala. | 3/18 |
| 1978 | L, 2-6 | Auburn, Ala. | 3/18 |
| 1978 | W, 11-8 | Auburn, Ala. | 3/19 |
| 1978 | L, 2-4 | Starkville, Miss. | 4/22 |
| 1978 | L, 3-12 | Starkville, Miss. | 4/22 |
| 1978 | W, 8-7 | Starkville, Miss. | 4/23 |
| 1978 | W, 10-7 | Gainesville, Fla. | 5/13 |
| 1978 | L, 2-3 | Gainesville, Fla. | 5/14 |
| 1978 | W, 8-5 | Gainesville, Fla. | 5/15 |

| | | | |
|------|--------------|-------------------|------|
| 1979 | L, 5-13 (7) | Starkville, Miss. | 3/17 |
| 1979 | L, 2-11 (7) | Starkville, Miss. | 3/17 |
| 1979 | L, 8-15 | Starkville, Miss. | 3/18 |
| 1979 | L, 1-4 (7) | Auburn, Ala. | 4/21 |
| 1979 | W, 3-0 (7) | Auburn, Ala. | 4/21 |
| 1979 | L, 1-7 | Auburn, Ala. | 4/22 |
| 1980 | W, 5-4 (13) | Auburn, Ala. | 3/8 |
| 1980 | W, 13-4 (7) | Auburn, Ala. | 3/9 |
| 1980 | W, 7-5 (11) | Auburn, Ala. | 3/9 |
| 1980 | L, 1-2 (7) | Starkville, Miss. | 4/12 |
| 1980 | W, 3-2 (7) | Starkville, Miss. | 4/12 |
| 1980 | L, 1-4 | Starkville, Miss. | 4/13 |
| 1981 | W, 8-7 (7) | Starkville, Miss. | 3/6 |
| 1981 | W, 4-3 (7) | Starkville, Miss. | 3/6 |
| 1981 | L, 3-8 | Starkville, Miss. | 3/7 |
| 1981 | W, 6-4 (7) | Auburn, Ala. | 4/11 |
| 1981 | L, 2-3 (7) | Auburn, Ala. | 4/11 |
| 1981 | L, 6-12 | Auburn, Ala. | 4/12 |
| 1982 | W, 6-5 (8) | Auburn, Ala. | 3/20 |
| 1982 | W, 7-4 (7) | Auburn, Ala. | 3/20 |
| 1982 | W, 4-3 (6) | Auburn, Ala. | 3/21 |
| 1982 | L, 2-9 (7) | Starkville, Miss. | 4/24 |
| 1982 | L, 0-6 (5) | Starkville, Miss. | 4/24 |
| 1982 | L, 0-10 | Starkville, Miss. | 4/25 |
| 1983 | L, 0-8 | Starkville, Miss. | 3/19 |
| 1983 | L, 1-5 | Starkville, Miss. | 3/19 |
| 1983 | L, 2-7 | Starkville, Miss. | 3/20 |
| 1983 | L, 5-8 | Auburn, Ala. | 4/24 |
| 1983 | L, 8-19 | Auburn, Ala. | 4/24 |
| 1984 | L, 0-6 | Starkville, Miss. | 3/17 |
| 1984 | L, 1-6 (7) | Starkville, Miss. | 3/18 |
| 1984 | L, 1-14 (7) | Starkville, Miss. | 3/18 |
| 1984 | L, 2-5 (7) | Auburn, Ala. | 4/21 |
| 1984 | L, 4-12 (7) | Auburn, Ala. | 4/21 |
| 1985 | L, 1-3 (7) | Starkville, Miss. | 3/9 |
| 1985 | L, 2-3 (7) | Starkville, Miss. | 3/9 |
| 1985 | L, 0-14 | Starkville, Miss. | 3/10 |
| 1985 | W, 3-2 (7) | Auburn, Ala. | 4/13 |
| 1985 | W, 3-1 (7) | Auburn, Ala. | 4/13 |
| 1985 | W, 8-1 | Auburn, Ala. | 4/14 |
| 1986 | W, 7-6 (7) | Auburn, Ala. | 3/15 |
| 1986 | L, 5-7 (7) | Auburn, Ala. | 3/15 |
| 1986 | W, 7-1 | Auburn, Ala. | 3/16 |
| 1987 | W, 8-4 (7) | Starkville, Miss. | 3/21 |
| 1987 | W, 9-3 (7) | Starkville, Miss. | 3/21 |
| 1987 | W, 10-8 (15) | Starkville, Miss. | 3/22 |
| 1987 | L, 3-4 | Athens, Ga. | 5/16 |
| 1988 | W, 3-2 (7) | Auburn, Ala. | 3/26 |
| 1988 | L, 3-11 (7) | Auburn, Ala. | 3/26 |
| 1988 | L, 1-5 | Auburn, Ala. | 3/27 |
| 1988 | L, 7-10 | Starkville, Miss. | 5/12 |
| 1989 | L, 0-7 | Starkville, Miss. | 3/25 |
| 1989 | L, 3-13 (7) | Starkville, Miss. | 3/25 |
| 1989 | L, 5-11 | Starkville, Miss. | 3/26 |
| 1989 | W, 5-3 | Gainesville, Fla. | 5/11 |
| 1990 | W, 15-5 | Auburn, Ala. | 4/7 |
| 1990 | L, 0-13 (7) | Auburn, Ala. | 4/7 |
| 1990 | W, 8-4 | Auburn, Ala. | 4/8 |
| 1990 | L, 2-16 | Hoover, Ala. | 5/17 |
| 1991 | L, 1-2 | Starkville, Miss. | 4/6 |
| 1991 | L, 4-5 (7) | Starkville, Miss. | 4/6 |
| 1991 | L, 7-9 | Starkville, Miss. | 4/7 |
| 1991 | L, 0-1 (7) | Baton Rouge, La. | 5/18 |
| 1992 | W, 6-5 (10) | Auburn, Ala. | 4/18 |
| 1992 | L, 1-4 (7) | Auburn, Ala. | 4/18 |
| 1992 | L, 3-8 | Auburn, Ala. | 4/19 |
| 1992 | L, 1-4 | New Orleans, La. | 5/14 |
| 1993 | L, 2-4 | Starkville, Miss. | 4/24 |
| 1993 | W, 6-1 (7) | Starkville, Miss. | 4/24 |
| 1993 | W, 1-2 | Starkville, Miss. | 4/25 |
| 1993 | L, 10-13 | Baton Rouge, La. | 5/23 |
| 1994 | L, 1-4 (10) | Auburn, Ala. | 4/22 |
| 1994 | W, 19-5 | Auburn, Ala. | 4/23 |
| 1994 | W, 4-2 | Auburn, Ala. | 4/24 |
| 1994 | W, 2-1 | Oxford, Miss. | 5/20 |
| 1994 | W, 9-5 | Oxford, Miss. | 5/21 |
| 1995 | W, 5-1 | Starkville, Miss. | 4/21 |
| 1995 | L, 3-6 | Starkville, Miss. | 4/22 |
| 1995 | W, 4-2 | Starkville, Miss. | 4/23 |
| 1995 | L, 0-1 | Starkville, Miss. | 5/18 |
| 1996 | L, 0-8 | Auburn, Ala. | 4/19 |
| 1996 | L, 3-10 | Auburn, Ala. | 4/20 |
| 1996 | W, 3-1 | Auburn, Ala. | 4/21 |
| 1997 | W, 12-4 | Starkville, Miss. | 5/3 |
| 1997 | W, 6-4 | Starkville, Miss. | 5/3 |
| 1997 | L, 6-8 | Starkville, Miss. | 5/4 |
| 1997 | W, 5-4 | Columbus, Ga. | 5/16 |
| 1998 | L, 4-13 | Auburn, Ala. | 4/17 |
| 1998 | L, 0-8 | Auburn, Ala. | 4/18 |
| 1999 | L, 3-13 | Starkville, Miss. | 4/2 |
| 1999 | L, 2-16 | Starkville, Miss. | 4/3 |
| 1999 | W, 8-2 | Starkville, Miss. | 4/4 |

| | | | |
|------|-------------|-------------------|------|
| 2000 | W, 6-3 | Auburn, Ala. | 5/12 |
| 2000 | L, 9-10 | Auburn, Ala. | 5/13 |
| 2000 | W, 9-5 | Auburn, Ala. | 5/14 |
| 2001 | L, 1-2 (10) | Starkville, Miss. | 3/9 |
| 2001 | L, 0-4 | Starkville, Miss. | 3/10 |
| 2001 | L, 2-8 | Starkville, Miss. | 3/11 |
| 2002 | W, 7-5 | Auburn, Ala. | 4/19 |
| 2002 | L, 1-12 | Auburn, Ala. | 4/20 |
| 2002 | W, 19-7 | Auburn, Ala. | 4/21 |
| 2003 | L, 2-4 | Starkville, Miss. | 4/11 |
| | | | |



RESULTS VS. OPPONENTS

Table with columns: Year, Result, Location, Date. Rows include 2018 (L, 0-5), 2018 (W, 15-6), 2021 (W, 3-0), 2021 (L, 6-7), 2023 (W, 4-0), 2023 (W, 7-2), 2023 (W, 9-7), 2023 (W, 10-4).

MONTEVALLO (AU leads, 12-0)

Table with columns: Year, Result, Location, Date. Rows include 1978 (W, 4-3), 1979 (W, 5-1), 1980 (W, 20-8), 1981 (W, 4-3), 1981 (W, 12-7), 1982 (W, 3-1), 1982 (W, 8-3), 1983 (W, 7-0), 1983 (W, 7-0), 1986 (W, 11-0), 1987 (W, 10-2), 1988 (W, 14-2).

MONTGOMERY (AU trails, 1-4)

Table with columns: Year, Result, Location, Date. Rows include 1900 (W, 17-5), 1949 (L, 0-8), 1951 (L, 2-8), 1952 (L, 7-10), 1952 (L, 4-17).

MOREHEAD ST. (AU leads, 7-0)

Table with columns: Year, Result, Location, Date. Rows include 1990 (W, 16-0), 1990 (W, 5-4), 1990 (W, 7-3), 1997 (W, 15-5), 1997 (W, 17-2), 1997 (W, 4-2), 2015 (W, 7-3).

MURRAY ST. (AU leads, 5-0)

Table with columns: Year, Result, Location, Date. Rows include 1994 (W, 10-1), 1994 (W, 10-1), 2002 (W, 5-3), 2002 (W, 9-0), 2002 (W, 12-2).

NAVY (AU leads, 1-0)

Table with columns: Year, Result, Location, Date. Row: 1971 (W, 6-1).

NEW ORLEANS (AU leads, 4-3)

Table with columns: Year, Result, Location, Date. Rows include 1976 (W, 5-1), 1978 (L, 0-5), 1978 (W, 6-4), 1981 (L, 4-9), 1994 (L, 1-3), 2000 (W, 4-3), 2010 (W, 13-1).

NYIT (AU leads, 1-0)

Table with columns: Year, Result, Location, Date. Row: 2011 (W, 6-3).

NORTH ALABAMA (AU leads, 7-0)

Table with columns: Year, Result, Location, Date. Rows include 1975 (W, 8-4), 1976 (W, 12-0), 1976 (W, 3-1), 2019 (W, 8-7), 2021 (W, 14-6), 2023 (W, 13-1), 2023 (W, 14-1).

N. CAROLINA (AU leads, 9-2-1)

Table with columns: Year, Result, Location, Date. Rows include 1923 (T, 3-3), 1978 (L, 2-3), 2001 (W, 11-1), 2002 (W, 6-5), 2002 (W, 7-5), 2002 (W, 11-5), 2003 (W, 8-7), 2003 (W, 7-3), 2003 (W, 13-5), 2019 (W, 11-7), 2019 (L, 0-2).

Table with columns: Year, Result, Location, Date. Row: 2019 (W, 14-7).

UNC-ASHEVILLE (AU leads, 3-0)

Table with columns: Year, Result, Location, Date. Rows include 1999 (W, 7-1), 1999 (W, 19-12), 1999 (W, 7-5).

UNC-GREENSBORO (AU leads, 8-0)

Table with columns: Year, Result, Location, Date. Rows include 1995 (W, 9-1), 1995 (W, 5-2), 1996 (W, 9-4), 1996 (W, 6-4), 1996 (W, 9-3), 2007 (W, 9-2), 2007 (W, 4-2), 2007 (W, 4-1).

NC STATE (AU leads, 2-1)

Table with columns: Year, Result, Location, Date. Rows include 1993 (L, 2-13), 1999 (W, 9-7), 2018 (W, 15-7).

UNC-WILMINGTON (AU leads, 5-0)

Table with columns: Year, Result, Location, Date. Rows include 1989 (W, 4-0), 1989 (W, 12-8), 1992 (W, 10-4), 1992 (W, 2-0), 1992 (W, 4-3).

N. GEORGIA (AU leads, 2-0-1)

Table with columns: Year, Result, Location, Date. Rows include 1908 (W, 6-3), 1908 (W, 15-4), 1908 (T, 6-6).

N. ILLINOIS (AU trails, 1-0)

Table with columns: Year, Result, Location, Date. Row: 1993 (L, 3-4).

NORTHEASTERN (AU leads, 3-1)

Table with columns: Year, Result, Location, Date. Rows include 2018 (W, 6-0), 2018 (W, 14-8), 2018 (L, 1-2), 2018 (W, 13-4).

NORTHWESTERN (AU leads, 1-0)

Table with columns: Year, Result, Location, Date. Row: 1999 (W, 6-2).

NOTRE DAME (AU leads, 4-0)

Table with columns: Year, Result, Location, Date. Rows include 1976 (W, 10-2), 1976 (W, 9-0), 1976 (W, 8-6), 1994 (W, 8-0).

OAKLAND (AU leads, 1-0)

Table with columns: Year, Result, Location, Date. Rows include 2000 (W, 8-4), 2020 (W, 17-1).

OGLETHORPE (AU leads, 37-21-2)

Table with columns: Year, Result, Location, Date. Rows include 1919 (W, 3-2), 1919 (W, 6-2), 1920 (W, 7-0), 1920 (W, 3-1), 1921 (W, 11-3), 1921 (L, 1-3), 1922 (PPD), 1922 (PPD), 1926 (L, 8-9), 1926 (W, 8-2), 1931 (W, 13-8), 1931 (W, 14-5), 1931 (L, 3-8), 1931 (W, 12-0), 1932 (W, 6-5), 1932 (W, 11-5), 1932 (W, 3-1), 1932 (W, 12-5), 1933 (W, 7-2), 1933 (W, 9-5), 1933 (L, 0-8), 1933 (L, 10-13), 1934 (L, 2-8), 1934 (W, 13-6).

Table with columns: Year, Result, Location, Date. Rows include 1934 (T, 6-6), 1934 (L, 3-9), 1935 (L, 1-3), 1935 (L, 5-7), 1935 (L, 3-9), 1935 (W, 2-0), 1935 (L, 5-7), 1936 (W, 7-6), 1936 (W, 8-4), 1936 (W, 10-4), 1936 (L, 2-3), 1937 (W, 11-10), 1937 (W, 12-10), 1937 (L, 4-6), 1937 (W, 4-1), 1938 (L, 2-3), 1938 (W, 5-3), 1938 (W, 5-4), 1939 (L, 3-5), 1939 (L, 3-5), 1939 (W), 1939 (W, 11-4), 1940 (W, 7-0), 1940 (W, 7-3), 1940 (L, 4-9), 1940 (W, 12-7), 1941 (L, 2-3), 1941 (T, 1-1), 1941 (W, 6-1), 1941 (W, 8-3), 1942 (W, 5-4), 1942 (L, 5-7), 1942 (W, 4-1), 1942 (L, 1-3), 1960 (W, 6-2), 1965 (W, 11-2), 1969 (L, 2-3), 1969 (W, 4-1).

OHIO (AU leads, 9-1)

Table with columns: Year, Result, Location, Date. Rows include 1976 (W, 6-4), 1976 (W, 7-4), 1976 (W, 2-1), 1976 (W, 6-4), 1977 (W, 10-3), 1977 (W, 9-3), 1977 (W, 5-3), 1977 (L, 7-8), 1990 (W, 8-3), 1990 (W, 7-4).

OHIO ST. (Series tied, 4-4)

Table with columns: Year, Result, Location, Date. Rows include 1924 (L, 4-7), 1924 (W, 3-1), 1967 (W, 1-0), 1995 (W, 9-5), 1995 (W, 8-6), 2003 (L, 2-6), 2003 (L, 7-9), 2014 (L, 0-1).

OKLAHOMA (AU trails, 6-1)

Table with columns: Year, Result, Location, Date. Rows include 1992 (L, 3-6), 1994 (L, 4-5), 1995 (L, 8-9), 1995 (L, 1-3), 1998 (W, 9-8), 2021 (L, 3-4), 2022 (L, 0-3).

OKLAHOMA ST. (Series tied, 1-1)

Table with columns: Year, Result, Location, Date. Rows include 1993 (L, 10-14), 2015 (W, 9-2).

OLD DOMINION (AU leads, 2-0)

Table with columns: Year, Result, Location, Date. Rows include 1986 (W, 7-5), 1994 (W, 11-8).

OLE MISS (AU trails, 97-92-1)

Table with columns: Year, Result, Location, Date. Rows include 1938 (W, 6-5), 1938 (L, 3-5), 1939 (W, 3-2), 1939 (W, 4-1), 1947 (W, 6-1), 1948 (W, 6-0), 1948 (L, 4-7).

Table with columns: Year, Result, Location, Date. Rows include 1952 (W, 6-5), 1952 (W, 10-6), 1963 (L, 6-7), 1963 (W, 7-4), 1963 (W, 6-2), 1964 (W, 10-9), 1964 (L, 0-7), 1964 (L, 0-5), 1966 (L, 3-5), 1967 (W, 2-1), 1967 (W, 9-6), 1976 (W, 3-2), 1976 (W, 6-4), 1976 (W, 1-0), 1976 (L, 1-3), 1976 (W, 5-2), 1976 (L, 2-9), 1977 (W, 3-1), 1977 (W, 9-4), 1977 (L, 7-14), 1977 (L, 4-6), 1977 (W, 5-1), 1977 (L, 4-7), 1978 (L, 3-8), 1978 (W, 6-5), 1978 (W, 11-6), 1978 (W, 3-1), 1978 (W, 1-0), 1979 (L, 4-5), 1979 (L, 3-4), 1979 (L, 2-4), 1980 (L, 1-4), 1980 (L, 3-7), 1980 (W, 4-3), 1980 (W, 5-4), 1980 (W, 4-0), 1980 (L, 4-5), 1980 (W, 7-4), 1981 (L, 2-5), 1981 (L, 2-7), 1981 (W, 16-2), 1981 (L, 0-17), 1981 (L, 2-4), 1981 (L, 2-6), 1982 (L, 3-4), 1982 (L, 4-5), 1982 (L, 1-4), 1982 (L, 0-1), 1982 (T, 3-3), 1983 (L, 8-12), 1983 (L, 5-6), 1983 (L, 6-12), 1983 (L, 4-12), 1983 (L, 9-10), 1983 (L, 7-10), 1984 (W, 6-5), 1984 (W, 9-7), 1984 (L, 4-10), 1984 (W, 7-5), 1984 (L, 5-16), 1984 (L, 5-7), 1985 (W, 11-2), 1985 (W, 7-5), 1985 (W, 14-6), 1985 (L, 7-16), 1985 (L, 5-6), 1986 (W, 4-2), 1986 (W, 7-5), 1986 (W, 15-2), 1987 (W, 8-6), 1987 (W, 2-1), 1987 (L, 2-10), 1988 (W, 5-0), 1988 (W, 10-11), 1988 (W, 14-1), 1989 (W, 8-5), 1989 (L, 2-4), 1989 (W, 7-4), 1990 (L, 2-3), 1990 (L, 3-9), 1990 (W, 4-2), 1991 (L, 3-6), 1991 (W, 3-2), 1991 (W, 8-4), 1992 (W, 8-7), 1992 (L, 0-1), 1992 (L, 5-15), 1993 (W, 11-3), 1993 (W, 1-0), 1993 (L, 7-9), 1994 (L, 0-2), 1994 (L, 3-8).





RESULTS VS. OPPONENTS

| | | | |
|------|--------------|-------------------|------|
| 1994 | W, 5-3 | Oxford, Miss. | 5/1 |
| 1995 | L, 5-11 | Auburn, Ala. | 4/28 |
| 1995 | W, 4-2 | Auburn, Ala. | 4/29 |
| 1995 | W, 3-1 | Auburn, Ala. | 4/30 |
| 1995 | W, 10-3 | Starkville, Miss. | 5/19 |
| 1996 | W, 15-4 | Oxford, Miss. | 4/26 |
| 1996 | L, 0-6 | Oxford, Miss. | 4/27 |
| 1996 | W, 10-5 | Oxford, Miss. | 4/28 |
| 1997 | L, 6-11 | Auburn, Ala. | 5/9 |
| 1997 | W, 13-6 | Auburn, Ala. | 5/10 |
| 1997 | L, 5-7 (11) | Auburn, Ala. | 5/11 |
| 1998 | L, 5-6 (10) | Oxford, Miss. | 3/6 |
| 1998 | W, 7-5 (8) | Oxford, Miss. | 3/8 |
| 1999 | W, 5-4 | Auburn, Ala. | 4/23 |
| 1999 | W, 9-8 | Auburn, Ala. | 4/24 |
| 1999 | L, 2-13 | Auburn, Ala. | 4/25 |
| 2000 | L, 3-8 | Oxford, Miss. | 4/7 |
| 2000 | W, 16-8 | Oxford, Miss. | 4/8 |
| 2000 | L, 2-7 | Oxford, Miss. | 4/9 |
| 2001 | L, 8-10 | Auburn, Ala. | 3/16 |
| 2001 | L, 2-3 (11) | Auburn, Ala. | 3/17 |
| 2001 | L, 5-6 | Auburn, Ala. | 3/18 |
| 2002 | W, 10-3 | Oxford, Miss. | 4/12 |
| 2002 | L, 1-2 | Oxford, Miss. | 4/13 |
| 2002 | L, 2-10 | Oxford, Miss. | 4/14 |
| 2003 | L, 4-7 | Auburn, Ala. | 5/16 |
| 2003 | W, 5-2 | Auburn, Ala. | 5/17 |
| 2003 | W, 6-2 | Auburn, Ala. | 5/18 |
| 2004 | L, 1-6 | Oxford, Miss. | 4/9 |
| 2004 | W, 2-1 (7) | Oxford, Miss. | 4/11 |
| 2004 | W, 3-2 (7) | Oxford, Miss. | 4/11 |
| 2005 | W, 4-3 | Auburn, Ala. | 5/6 |
| 2005 | W, 12-4 | Auburn, Ala. | 5/7 |
| 2005 | L, 1-9 | Auburn, Ala. | 5/8 |
| 2006 | L, 2-14 | Oxford, Miss. | 4/8 |
| 2006 | W, 6-2 | Oxford, Miss. | 4/8 |
| 2006 | L, 1-12 | Oxford, Miss. | 4/9 |
| 2007 | L, 2-4 | Auburn, Ala. | 3/30 |
| 2007 | L, 4-7 | Auburn, Ala. | 3/31 |
| 2007 | W, 3-2 | Auburn, Ala. | 4/1 |
| 2008 | L, 6-7 | Oxford, Miss. | 5/9 |
| 2008 | W, 11-1 | Oxford, Miss. | 5/10 |
| 2008 | L, 2-5 | Oxford, Miss. | 5/11 |
| 2009 | L, 2-9 | Auburn, Ala. | 5/1 |
| 2009 | L, 2-8 | Auburn, Ala. | 5/2 |
| 2009 | L, 4-11 | Auburn, Ala. | 5/3 |
| 2010 | W, 5-3 | Oxford, Miss. | 5/20 |
| 2010 | W, 18-4 | Oxford, Miss. | 5/21 |
| 2010 | W, 11-1 | Oxford, Miss. | 5/22 |
| 2010 | L, 7-10 (10) | Hoover, Ala. | 5/28 |
| 2011 | W, 6-3 | Auburn, Ala. | 4/21 |
| 2011 | L, 7-10 | Auburn, Ala. | 4/22 |
| 2011 | W, 9-7 | Auburn, Ala. | 4/23 |
| 2012 | L, 1-2 | Oxford, Miss. | 3/16 |
| 2012 | W, 10-4 | Oxford, Miss. | 3/17 |
| 2012 | W, 3-2 | Oxford, Miss. | 3/18 |
| 2013 | L, 1-6 | Auburn, Ala. | 5/3 |
| 2013 | W, 8-5 | Auburn, Ala. | 5/4 |
| 2013 | W, 5-4 | Auburn, Ala. | 5/5 |
| 2014 | L, 5-8 (13) | Oxford, Miss. | 4/4 |
| 2014 | L, 0-6 | Oxford, Miss. | 4/5 |
| 2014 | L, 1-5 | Oxford, Miss. | 4/5 |
| 2015 | W, 3-1 | Auburn, Ala. | 4/17 |
| 2015 | L, 2-7 | Auburn, Ala. | 4/18 |
| 2015 | W, 14-0 | Auburn, Ala. | 4/18 |
| 2016 | L, 4-6 | Oxford, Miss. | 4/22 |
| 2016 | L, 4-7 | Oxford, Miss. | 4/23 |
| 2016 | L, 5-6 | Oxford, Miss. | 4/24 |
| 2017 | W, 4-1 | Auburn, Ala. | 5/18 |
| 2017 | W, 9-1 | Auburn, Ala. | 5/19 |
| 2017 | L, 4-8 | Auburn, Ala. | 5/20 |
| 2017 | W, 5-4 | Hoover, Ala. | 5/23 |
| 2018 | L, 4-5 | Oxford, Miss. | 5/10 |
| 2018 | L, 3-8 | Oxford, Miss. | 5/11 |
| 2018 | L, 3-10 | Oxford, Miss. | 5/12 |
| 2018 | W, 9-3 | Hoover, Ala. | 5/23 |
| 2018 | L, 0-7 | Hoover, Ala. | 5/25 |
| 2019 | W, 7-4 | Auburn, Ala. | 4/18 |
| 2019 | L, 3-5 | Auburn, Ala. | 4/19 |
| 2019 | W, 6-5 (10) | Auburn, Ala. | 4/20 |
| 2021 | L, 0-1 | Oxford, Miss. | 3/19 |
| 2021 | L, 5-6 | Oxford, Miss. | 3/20 |
| 2021 | L, 11-19 | Oxford, Miss. | 3/21 |
| 2021 | L, 4-7 | Hoover, Ala. | 5/25 |
| 2022 | L, 6-13 | Auburn, Ala. | 3/17 |
| 2022 | W, 19-5 | Auburn, Ala. | 3/18 |
| 2022 | L, 2-15 | Auburn, Ala. | 3/19 |
| 2022 | L, 1-5 | Omaha, Neb. | 6/18 |
| 2023 | W, 16-4 (8) | Oxford, Miss. | 5/12 |
| 2023 | W, 8-2 | Oxford, Miss. | 5/12 |
| 2023 | W, 13-5 | Oxford, Miss. | 5/13 |

OPELIKA (AU leads, 4-1)

| Year | Result | Location | Date |
|------|---------|---------------|------|
| 1949 | W, 11-9 | Opelika, Ala. | 4/1 |
| 1950 | W, 8-4 | Opelika, Ala. | 4/12 |
| 1950 | L, 5-6 | Opelika, Ala. | 4/19 |
| 1951 | W, 17-8 | Opelika, Ala. | 4/11 |
| 1951 | W, 7-4 | Opelika, Ala. | 4/16 |

ORAL ROBERTS (AU leads, 2-1)

| Year | Result | Location | Date |
|------|----------|--------------|------|
| 2016 | L, 7-8 | Auburn, Ala. | 3/11 |
| 2016 | W, 10-1 | Auburn, Ala. | 3/12 |
| 2016 | W, 18-11 | Auburn, Ala. | 3/13 |

OREGON STATE (AU leads, 2-1)

| Year | Result | Location | Date |
|------|--------|-----------------|------|
| 2022 | W, 7-5 | Corvallis, Ore. | 6/11 |
| 2022 | L, 3-4 | Corvallis, Ore. | 6/12 |
| 2022 | W, 4-3 | Corvallis, Ore. | 6/13 |

PENN (Series tied, 1-1)

| Year | Result | Location | Date |
|------|-------------|----------------------|------|
| 1995 | W, 2-1 | Oklahoma City, Okla. | 5/25 |
| 2023 | L, 3-6 (11) | Auburn, Ala. | 6/2 |

PENN ST. (AU leads, 3-0)

| Year | Result | Location | Date |
|------|---------|--------------|------|
| 1995 | W, 9-2 | Auburn, Ala. | 3/10 |
| 1995 | W, 8-5 | Auburn, Ala. | 3/11 |
| 1995 | W, 14-0 | Auburn, Ala. | 3/12 |

PEPPERDINE (AU trails, 1-0)

| Year | Result | Location | Date |
|------|--------|---------------|------|
| 1993 | L, 1-7 | Orlando, Fla. | 2/5 |

PHENIX CITY (AU leads, 1-0)

| Year | Result | Location | Date |
|------|---------|-------------------|------|
| 1946 | W, 13-0 | Phenix City, Ala. | 5/11 |

PRESBYTERIAN (AU leads, 8-2)

| Year | Result | Location | Date |
|------|-------------|--------------|------|
| 2012 | W, 18-2 | Auburn, Ala. | 5/8 |
| 2014 | L, 6-10 | Auburn, Ala. | 2/28 |
| 2014 | W, 3-0 | Auburn, Ala. | 3/1 |
| 2014 | W, 12-5 | Auburn, Ala. | 3/2 |
| 2017 | L, 8-11 | Auburn, Ala. | 3/10 |
| 2017 | W, 7-5 | Auburn, Ala. | 3/11 |
| 2017 | W, 8-0 | Auburn, Ala. | 3/12 |
| 2021 | W, 14-3 | Auburn, Ala. | 2/19 |
| 2021 | W, 6-1 | Auburn, Ala. | 2/20 |
| 2021 | W, 2-1 (10) | Auburn, Ala. | 2/21 |

PRINCETON (AU leads, 1-0)

| Year | Result | Location | Date |
|------|--------|--------------|------|
| 2003 | W, 5-2 | Auburn, Ala. | 5/30 |

PURDUE (AU leads, 6-3)

| Year | Result | Location | Date |
|------|---------|--------------|------|
| 1940 | W, 7-2 | Auburn, Ala. | 3/28 |
| 1940 | L, 1-6 | Auburn, Ala. | 3/29 |
| 1941 | W, 13-1 | Auburn, Ala. | 3/27 |
| 1941 | L, 0-2 | Auburn, Ala. | 3/28 |
| 1941 | W, 8-3 | Auburn, Ala. | 3/30 |
| 2007 | W, 4-3 | Auburn, Ala. | 3/9 |
| 2007 | W, 11-0 | Auburn, Ala. | 3/10 |
| 2007 | W, 12-6 | Auburn, Ala. | 3/11 |
| 2012 | L, 8-9 | Auburn, Ala. | 3/2 |

RADFORD (AU leads, 12-1)

| Year | Result | Location | Date |
|------|-------------|--------------|------|
| 1994 | W, 4-2 (7) | Auburn, Ala. | 5/10 |
| 1994 | W, 7-3 (7) | Auburn, Ala. | 5/10 |
| 1998 | W, 19-3 | Auburn, Ala. | 3/10 |
| 1998 | W, 12-1 | Auburn, Ala. | 3/11 |
| 1999 | W, 8-3 | Auburn, Ala. | 2/26 |
| 1999 | W, 7-5 | Auburn, Ala. | 2/27 |
| 1999 | W, 15-0 (7) | Auburn, Ala. | 2/28 |
| 2011 | L, 6-8 (13) | Auburn, Ala. | 2/25 |
| 2011 | W, 3-2 | Auburn, Ala. | 2/26 |
| 2011 | W, 2-0 | Auburn, Ala. | 2/27 |
| 2015 | W, 3-2 (10) | Auburn, Ala. | 2/21 |
| 2015 | W, 6-1 | Auburn, Ala. | 2/21 |
| 2015 | W, 6-0 | Auburn, Ala. | 2/22 |

RHODE ISLAND (AU leads, 4-0)

| Year | Result | Location | Date |
|------|---------|--------------|------|
| 2022 | W, 7-2 | Auburn, Ala. | 3/4 |
| 2022 | W, 16-0 | Auburn, Ala. | 3/5 |
| 2022 | W, 12-0 | Auburn, Ala. | 3/5 |
| 2022 | W, 14-1 | Auburn, Ala. | 3/6 |

RICE (AU leads, 1-0)

| Year | Result | Location | Date |
|------|---------|-------------|------|
| 1997 | W, 10-1 | Omaha, Neb. | 6/1 |

RICHMOND (AU leads, 5-0)

| Year | Result | Location | Date |
|------|---------|--------------|------|
| 1986 | W, 12-6 | Auburn, Ala. | 3/10 |
| 1986 | W, 4-1 | Auburn, Ala. | 3/11 |
| 1987 | W, 9-3 | Auburn, Ala. | 3/5 |
| 1988 | W, 5-0 | Auburn, Ala. | 2/27 |
| 1988 | W, 7-0 | Auburn, Ala. | 2/28 |

RIDER (AU leads, 4-0)

| Year | Result | Location | Date |
|------|---------|--------------|------|
| 1967 | W, 4-3 | Omaha, NE | 6/14 |
| 1988 | W, 11-5 | Auburn, Ala. | 3/29 |
| 1988 | W, 8-7 | Auburn, Ala. | 3/30 |
| 1988 | W, 10-8 | Auburn, Ala. | 3/31 |

RIVERVIEW (AU leads, 1-0)

| Year | Result | Location | Date |
|------|---------|-----------|------|
| 1942 | W, 19-1 | Riverview | 5/1 |

RUTGERS (Series tied, 1-1)

| Year | Result | Location | Date |
|------|----------|-------------------|------|
| 1998 | L, 15-17 | Tallahassee, Fla. | 5/21 |
| 1998 | W, 7-4 | Tallahassee, Fla. | 5/23 |

SACRAMENTO ST. (AU trails, 2-1)

| Year | Result | Location | Date |
|------|---------|--------------|------|
| 2016 | W, 10-5 | Auburn, Ala. | 2/19 |
| 2016 | L, 5-6 | Auburn, Ala. | 2/20 |
| 2016 | L, 6-7 | Auburn, Ala. | 2/21 |

ST. LOUIS (NL) (AU trails, 0-1)

| Year | Result | Location | Date |
|------|--------|----------------|------|
| 1935 | L, 1-5 | St. Louis, Mo. | 4/4 |

SAMFORD (AU leads, 77-25-1)

| Year | Result | Location | Date |
|------|-------------|------------------|------|
| 1909 | W, 7-1 | Auburn, Ala. | 4/1 |
| 1909 | W, 19-5 | Auburn, Ala. | 4/2 |
| 1909 | W, 7-5 | Auburn, Ala. | 4/3 |
| 1911 | W | Auburn, Ala. | 5/4 |
| 1911 | W | Auburn, Ala. | 5/5 |
| 1911 | W | Auburn, Ala. | 5/6 |
| 1919 | L, 3-4 | Auburn, Ala. | 5/6 |
| 1919 | W, 5-4 | Auburn, Ala. | 5/6 |
| 1920 | T, 1-1 | Auburn, Ala. | 3/26 |
| 1920 | W, 9-3 | Auburn, Ala. | 3/27 |
| 1924 | L, 2-5 | Auburn, Ala. | 3/24 |
| 1924 | W, 2-1 | Auburn, Ala. | 3/25 |
| 1924 | W, 3-2 | Birmingham, Ala. | 4/25 |
| 1926 | W, 8-0 | Birmingham, Ala. | 4/14 |
| 1930 | W, 10-6 | Auburn, Ala. | 5/12 |
| 1930 | W, 8-6 | Birmingham, Ala. | 5/15 |
| 1952 | W, 8-3 | | 4/3 |
| 1952 | L, 7-8 | | 4/9 |
| 1953 | W, 4-3 | | 4/9 |
| 1954 | W, 16-7 | Auburn, Ala. | 3/22 |
| 1955 | W, 6-4 | Auburn, Ala. | 3/25 |
| 1955 | W, 10-6 | Birmingham, Ala. | 3/30 |
| 1957 | W, 8-1 | Auburn, Ala. | 4/2 |
| 1958 | L, 4-6 | Auburn, Ala. | 4/30 |
| 1959 | L, 1-2 | | 3/25 |
| 1959 | W, 8-3 | | 4/29 |
| 1961 | L, 3-4 | Auburn, Ala. | 3/16 |
| 1961 | W, 12-6 | Birmingham, Ala. | 4/10 |
| 1985 | W, 22-7 | Auburn, Ala. | 2/27 |
| 1986 | W, 16-2 | Birmingham, Ala. | 3/4 |
| 1986 | W, 6-1 | Birmingham, Ala. | 4/1 |
| 1986 | W, 11-8 | Auburn, Ala. | 4/15 |
| 1986 | W, 8-3 | Auburn, Ala. | |
| 1987 | L, 6-11 | Birmingham, Ala. | 3/19 |
| 1987 | W, 8-0 | Auburn, Ala. | 4/8 |
| 1987 | L, 2-4 | Auburn, Ala. | 4/8 |
| 1987 | W, 7-2 | Auburn, Ala. | 4/22 |
| 1988 | W, 14-1 | Birmingham, Ala. | 3/23 |
| 1988 | W, 8-3 (7) | Auburn, Ala. | 4/5 |
| 1988 | W, 14-0 (5) | Auburn, Ala. | 4/5 |
| 1989 | W, 10-0 | Auburn, Ala. | 4/13 |
| 1990 | W, 7-6 | Birmingham, Ala. | 2/28 |
| 1990 | W, 11-5 | Auburn, Ala. | 4/18 |
| 1991 | W, 6-1 | Hoover, Ala. | 3/21 |
| 1991 | W, 10-9 | Auburn, Ala. | 4/3 |
| 1992 | W, 8-5 | Birmingham, Ala. | 3/19 |
| 1992 | W, 6-4 | Auburn, Ala. | 4/8 |
| 1993 | W, 5-1 | Auburn, Ala. | 2/13 |
| 1993 | W, 13-3 | Auburn, Ala. | 2/14 |
| 1994 | W, 12-3 | Birmingham, Ala. | 3/8 |
| 1994 | W, 9-8 | Auburn, Ala. | 4/27 |
| 1995 | L, 3-4 (10) | Birmingham, Ala. | 2/22 |
| 1995 | W, 14-5 | Auburn, Ala. | 3/28 |

| | | | |
|------|--------|------------------|------|
| 1996 | L, 2-5 | Birmingham, Ala. | 2/28 |
| 1996 | W, 1-0 | Auburn, Ala. | 4/9 |
| 1997 | W, 7-0 | Vestavia, Ala. | 3/4 |
| 1997 | W, 9-3 | Auburn, Ala. | 4/2 |
| 1998 | W, 7-4 | Birmingham, Ala. | 2/26 |
| 1998 | W, | | |



RESULTS VS. OPPONENTS

Table of game results from 1971 to 2023, listing year, result, location, and date.

Table of game results from 1999 to 2023, listing year, result, location, and date.

Table of game results from 1913 to 1970, listing year, result, location, and date.

Table of game results from 1961 to 2005, listing year, result, location, and date.

SOUTH CAROLINA (AU trails, 48-32)

Table of game results for South Carolina from 1927 to 1998.

SE MISSOURI (AU leads, 2-1)

Table of game results for SE Missouri from 2010 to 2020.

SOUTHERN (AU leads, 2-1)

Table of game results for Southern from 2016 to 2016.

SOUTHERN (ALA) (AU leads, 7-3)

Table of game results for Southern (ALA) from 1900 to 1913.

TAMPA (AU leads, 3-1)

Table of game results for Tampa from 1950 to 1993.

TENNESSEE (AU leads, 97-41)

Table of game results for Tennessee from 1948 to 1960.





RESULTS VS. OPPONENTS

| | | | |
|------|-------------|------------------|------|
| 2005 | W, 7-1 | Auburn, Ala. | 3/19 |
| 2005 | L, 2-7 | Auburn, Ala. | 3/20 |
| 2008 | W, 12-6 | Auburn, Ala. | 3/28 |
| 2008 | L, 4-8 (11) | Auburn, Ala. | 3/29 |
| 2008 | W, 4-3 | Auburn, Ala. | 3/30 |
| 2009 | W, 4-2 | Knoxville, Tenn. | 3/13 |
| 2009 | W, 8-5 (7) | Knoxville, Tenn. | 3/15 |
| 2009 | L, 1-7 (7) | Knoxville, Tenn. | 3/15 |
| 2010 | L, 3-9 | Auburn, Ala. | 5/14 |
| 2010 | W, 18-0 | Auburn, Ala. | 5/15 |
| 2010 | W, 9-2 | Auburn, Ala. | 5/16 |
| 2011 | L, 2-5 | Knoxville, Tenn. | 5/19 |
| 2011 | W, 13-4 | Knoxville, Tenn. | 5/20 |
| 2011 | L, 3-4 | Knoxville, Tenn. | 5/21 |
| 2012 | W, 12-5 | Auburn, Ala. | 4/27 |
| 2012 | W, 12-3 | Auburn, Ala. | 4/28 |
| 2012 | W, 11-4 | Auburn, Ala. | 4/29 |
| 2014 | W, 3-2 | Knoxville, Tenn. | 3/21 |
| 2014 | W, 4-2 | Knoxville, Tenn. | 3/22 |
| 2014 | L, 6-8 | Knoxville, Tenn. | 3/23 |
| 2016 | L, 4-13 | Auburn, Ala. | 4/14 |
| 2016 | W, 2-0 | Auburn, Ala. | 4/15 |
| 2016 | W, 7-6 | Auburn, Ala. | 4/16 |
| 2017 | W, 3-2 | Knoxville, Tenn. | 4/13 |
| 2017 | L, 4-5 (10) | Knoxville, Tenn. | 4/14 |
| 2017 | W, 8-1 | Knoxville, Tenn. | 4/15 |
| 2019 | W, 2-0 | Auburn, Ala. | 3/15 |
| 2019 | W, 5-2 | Auburn, Ala. | 3/16 |
| 2019 | W, 5-3 | Auburn, Ala. | 3/17 |
| 2019 | W, 5-3 | Hoover, Ala. | 5/21 |
| 2022 | L, 4-17 | Knoxville, Tenn. | 4/29 |
| 2022 | W, 8-6 | Knoxville, Tenn. | 4/30 |
| 2022 | L, 3-5 | Knoxville, Tenn. | 5/1 |

TENNESSEE-MARTIN (AU leads, 2-0)

| Year | Result | Location | Date |
|------|---------|--------------|------|
| 2019 | W, 15-9 | Auburn, Ala. | 3/5 |
| 2019 | W, 2-0 | Auburn, Ala. | 3/6 |

TENNESSEE ST. (AU leads, 2-0)

| Year | Result | Location | Date |
|------|------------|--------------|------|
| 1993 | W, 8-1 (7) | Auburn, Ala. | 5/4 |
| 1993 | W, 3-0 (7) | Auburn, Ala. | 5/4 |

TENNESSEE TECH (AU leads, 2-0)

| Year | Result | Location | Date |
|------|--------|-------------------|------|
| 2017 | W, 5-3 | Tallahassee, Fla. | 6/3 |
| 2022 | W, 4-3 | Madison, Ala. | 3/9 |

TEXAS (AU leads, 2-0-1)

| Year | Result | Location | Date |
|------|--------|----------------------|------|
| 1912 | W, 4-3 | Auburn, Ala. | 4/22 |
| 1912 | T, 3-3 | Auburn, Ala. | 4/22 |
| 1995 | W, 4-2 | Oklahoma City, Okla. | 5/28 |

TEXAS A&M (AU trails, 17-14)

| Year | Result | Location | Date |
|------|-------------|------------------------|------|
| 2013 | W, 6-4 (10) | College Station, Texas | 4/5 |
| 2013 | W, 10-5 | College Station, Texas | 4/6 |
| 2013 | L, 1-4 | College Station, Texas | 4/7 |
| 2014 | W, 4-0 | Auburn, Ala. | 3/14 |
| 2014 | W, 5-2 | Auburn, Ala. | 3/15 |
| 2014 | L, 0-9 | Auburn, Ala. | 3/15 |
| 2015 | L, 2-6 | College Station, Texas | 3/13 |
| 2015 | L, 4-10 | College Station, Texas | 3/14 |
| 2015 | L, 1-6 | College Station, Texas | 3/15 |
| 2016 | L, 8-12 | Auburn, Ala. | 3/19 |
| 2016 | W, 9-7 | Auburn, Ala. | 3/19 |
| 2016 | L, 10-12 | Auburn, Ala. | 3/20 |
| 2017 | W, 2-1 | College Station, Texas | 4/7 |
| 2017 | L, 3-6 | College Station, Texas | 4/8 |
| 2017 | L, 1-3 | College Station, Texas | 4/9 |
| 2018 | W, 4-1 | Auburn, Ala. | 3/16 |
| 2018 | W, 11-5 | Auburn, Ala. | 3/17 |
| 2018 | L, 1-5 | Auburn, Ala. | 3/18 |
| 2018 | L, 2-4 | Hoover, Ala. | 5/24 |
| 2019 | L, 0-4 | College Station, Texas | 4/12 |
| 2019 | W, 7-0 | College Station, Texas | 4/13 |
| 2019 | L, 1-4 | College Station, Texas | 4/14 |
| 2021 | W, 6-1 | Round Rock, Texas | 2/28 |
| 2021 | W, 5-4 | Auburn, Ala. | 5/14 |
| 2021 | L, 9-11 | Auburn, Ala. | 5/15 |
| 2021 | W, 8-5 | Auburn, Ala. | 5/16 |
| 2022 | W, 6-5 (10) | College Station, Texas | 3/25 |
| 2022 | L, 4-5 (11) | College Station, Texas | 3/26 |
| 2022 | W, 13-9 | College Station, Texas | 3/27 |
| 2023 | L, 5-9 | Auburn, Ala. | 4/6 |
| 2023 | W, 10-9 | Auburn, Ala. | 4/7 |
| 2023 | L, 6-12 | Auburn, Ala. | 4/7 |

UTSA (AU leads, 3-0)

| Year | Result | Location | Date |
|------|--------|----------|------|
|------|--------|----------|------|

| | | | |
|------|--------|--------------|-----|
| 2019 | W, 6-0 | Auburn, Ala. | 3/8 |
| 2019 | W, 5-0 | Auburn, Ala. | 3/9 |
| 2019 | W, 8-3 | Auburn, Ala. | 3/9 |

TEXAS SOUTHERN (AU leads, 1-0)

| Year | Result | Location | Date |
|------|---------|--------------|------|
| 2011 | W, 11-1 | Auburn, Ala. | 4/27 |

TEXAS TECH (AU leads, 1-0)

| Year | Result | Location | Date |
|------|--------|------------------|------|
| 2022 | W, 2-1 | Arlington, Texas | 2/19 |

TROY (AU leads, 58-24)

| Year | Result | Location | Date |
|------|--------------|------------------|------|
| 1935 | W, 4-1 | Auburn, Ala. | 3/27 |
| 1935 | L, 6-7 | Troy, Ala. | 4/16 |
| 1935 | W, 10-7 | Troy, Ala. | 4/16 |
| 1936 | W, 10-4 | Auburn, Ala. | 3/26 |
| 1936 | W, 5-0 | Auburn, Ala. | 3/26 |
| 1936 | W, 2-1 | Auburn, Ala. | 5/1 |
| 1936 | W, 3-1 | Auburn, Ala. | 5/1 |
| 1937 | W, 17-2 | Auburn, Ala. | 4/2 |
| 1937 | L, 5-10 | Auburn, Ala. | 4/3 |
| 1937 | W, 2-1 (5) | Troy, Ala. | 4/21 |
| 1937 | W, 12-4 | Troy, Ala. | 4/22 |
| 1938 | W, 12-9 | Auburn, Ala. | 3/30 |
| 1938 | W, 15-9 | Auburn, Ala. | 3/31 |
| 1938 | W | Troy, Ala. | 4/13 |
| 1938 | W, 5-1 | Troy, Ala. | 4/14 |
| 1939 | W, 4-3 | | 3/31 |
| 1959 | W, 13-4 | | 4/24 |
| 1959 | W, 6-5 | | 4/24 |
| 1975 | L, 3-5 | Auburn, Ala. | 4/21 |
| 1976 | W, 12-0 | Auburn, Ala. | |
| 1977 | W, 4-1 | Auburn, Ala. | 4/18 |
| 1978 | W, 4-1 | Auburn, Ala. | 4/20 |
| 1979 | W, 3-2 | Auburn, Ala. | 4/30 |
| 1980 | W, 6-2 | Auburn, Ala. | 4/16 |
| 1981 | W, 6-5 | Troy, Ala. | 3/1 |
| 1981 | W, 15-10 | Auburn, Ala. | 4/16 |
| 1982 | L, 4-5 | Troy, Ala. | 3/3 |
| 1982 | W, 14-12 | Auburn, Ala. | 5/4 |
| 1983 | L, 5-6 | Troy, Ala. | 3/3 |
| 1983 | L, 0-1 | Auburn, Ala. | 4/27 |
| 1984 | W, 16-11 | Troy, Ala. | 3/30 |
| 1984 | L, 9-14 | Auburn, Ala. | 4/25 |
| 1985 | W, 12-6 | Troy, Ala. | 3/17 |
| 1985 | L, 5-9 | Auburn, Ala. | 4/23 |
| 1992 | W, 4-1 | Auburn, Ala. | 2/28 |
| 1993 | W, 7-3 | Auburn, Ala. | 3/11 |
| 1994 | W, 32-9 | Auburn, Ala. | 3/2 |
| 1994 | L, 3-6 | Montgomery, Ala. | 5/2 |
| 1995 | W, 11-7 | Auburn, Ala. | 3/1 |
| 1995 | W, 6-2 | Montgomery, Ala. | 5/3 |
| 1996 | W, 11-4 | Montgomery, Ala. | 3/2 |
| 1996 | L, 2-9 | Auburn, Ala. | 5/1 |
| 1997 | W, 10-7 | Auburn, Ala. | 2/20 |
| 1998 | W, 10-0 | Montgomery, Ala. | 5/5 |
| 1999 | L, 5-12 | Auburn, Ala. | 2/16 |
| 2000 | W, 14-7 | Auburn, Ala. | 2/29 |
| 2000 | W, 11-8 (10) | Montgomery, Ala. | 3/28 |
| 2001 | W, 4-3 | Auburn, Ala. | 2/13 |
| 2001 | W, 5-0 | Montgomery, Ala. | 3/27 |
| 2002 | W, 13-0 | Auburn, Ala. | 2/19 |
| 2002 | L, 6-11 | Montgomery, Ala. | 4/30 |
| 2003 | W, 5-1 | Auburn, Ala. | 2/25 |
| 2003 | W, 13-2 | Montgomery, Ala. | 4/2 |
| 2004 | W, 4-2 | Auburn, Ala. | 3/9 |
| 2004 | L, 3-4 | Montgomery, Ala. | 3/17 |
| 2005 | W, 12-2 | Auburn, Ala. | 2/22 |
| 2005 | W, 4-3 | Troy, Ala. | 5/3 |
| 2006 | W, 5-4 (10) | Auburn, Ala. | 2/21 |
| 2006 | L, 7-12 | Troy, Ala. | 3/28 |
| 2006 | L, 6-7 | Montgomery, Ala. | 4/19 |
| 2007 | W, 11-3 | Auburn, Ala. | 2/20 |
| 2007 | L, 4-5 (16) | Troy, Ala. | 4/25 |
| 2008 | W, 6-4 | Troy, Ala. | 3/18 |
| 2008 | L, 3-6 | Auburn, Ala. | 4/29 |
| 2009 | W, 26-6 | Auburn, Ala. | 4/28 |
| 2009 | W, 13-8 | Troy, Ala. | 4/29 |
| 2010 | L, 4-5 | Troy, Ala. | 3/31 |
| 2010 | W, 16-3 | Auburn, Ala. | 4/20 |
| 2011 | W, 6-1 | Auburn, Ala. | 3/29 |
| 2011 | L, 6-14 | Troy, Ala. | 4/5 |
| 2012 | W, 7-4 | Auburn, Ala. | 4/17 |
| 2012 | W, 7-0 | Troy, Ala. | 4/24 |
| 2013 | L, 2-11 | Troy, Ala. | 3/26 |
| 2014 | W, 6-0 | Auburn, Ala. | 4/8 |
| 2016 | L, 3-4 | Pensacola, Fla. | 3/4 |
| 2016 | W, 7-2 | Auburn, Ala. | 5/10 |
| 2017 | L, 2-5 | Auburn, Ala. | 4/25 |
| 2018 | W, 6-5 | Auburn, Ala. | 2/21 |

| | | | |
|------|---------|--------------|------|
| 2018 | L, 5-9 | Troy, Ala. | 5/15 |
| 2022 | W, 13-1 | Auburn, Ala. | 2/23 |
| 2022 | W, 11-4 | Troy, Ala. | 5/10 |
| 2023 | L, 7-8 | Auburn, Ala. | 4/25 |

TULANE (AU leads, 17-8-1)

| Year | Result | Location | Date |
|------|---------|-------------------|------|
| 1904 | PPD | Auburn, Ala. | 5/5 |
| 1904 | PPD | Auburn, Ala. | 5/6 |
| 1904 | PPD | Auburn, Ala. | 5/7 |
| 1914 | W, 8-3 | Auburn, Ala. | 4/17 |
| 1914 | W, 1-0 | Auburn, Ala. | 4/18 |
| 1914 | W, 8-6 | Auburn, Ala. | 4/18 |
| 1926 | L, 2-4 | New Orleans, La. | 4/2 |
| 1926 | W, 4-0 | New Orleans, La. | 4/3 |
| 1927 | W, 12-3 | Auburn, Ala. | 4/1 |
| 1927 | W, 6-0 | Auburn, Ala. | 4/2 |
| 1928 | W, 6-1 | Auburn, Ala. | 3/30 |
| 1928 | W, 9-3 | New Orleans, La. | 3/31 |
| 1929 | L, 4-10 | New Orleans, La. | 3/29 |
| 1929 | W, 17-1 | New Orleans, La. | 3/30 |
| 1930 | W, 11-2 | Auburn, Ala. | 3/29 |
| 1930 | W, 5-1 | Auburn, Ala. | 3/29 |
| 1951 | L, 5-7 | New Orleans, La. | 4/4 |
| 1951 | W, 8-4 | New Orleans, La. | 4/5 |
| 1952 | L, 7-10 | | 4/11 |
| 1952 | T, 7-7 | | 4/12 |
| 1953 | L, 2-8 | New Orleans, La. | 3/21 |
| 1968 | W, 4-2 | Auburn, Ala. | 4/12 |
| 1968 | W, 11-0 | Auburn, Ala. | 4/13 |
| 1970 | L, 1-3 | New Orleans, La. | 3/22 |
| 1992 | W, 3-1 | Mobile, Ala. | 3/8 |
| 1994 | W, 5-2 | New Orleans, La. | 2/20 |
| 1999 | L, 5-7 | Tallahassee, Fla. | 5/30 |
| 1999 | W, 13-9 | Tallahassee, Fla. | 5/30 |
| 2000 | L, 8-11 | New Orleans, La. | 2/18 |

TUSKEGEE (AU leads, 1-0)

| Year | Result | Location | Date |
|------|----------|--------------|------|
| 1978 | W, 19-10 | Auburn, Ala. | 5/2 |

UAB (AU leads, 54-12)

| Year | Result | Location | Date |
|------|-------------|------------------|------|
| 1979 | L, 4-5 (13) | Birmingham, Ala. | 4/19 |
| 1979 | W, 12-2 | Auburn, Ala. | 5/8 |
| 1980 | L, 1-5 | Auburn, Ala. | 4/24 |
| 1980 | L, 2-3 (10) | Birmingham, Ala. | 5/6 |
| 1981 | W, 6-5 | Birmingham, Ala. | 4/4 |
| 1981 | W, 4-3 | Auburn, Ala. | 4/22 |
| 1982 | W, 13-1 | Auburn, Ala. | 4/27 |
| 1983 | L, 5-6 | Birmingham, Ala. | 4/12 |
| 1983 | W, 17-6 | Auburn, Ala. | 4/26 |
| 1984 | L, 1-18 | Birmingham, Ala. | 4/24 |
| 1984 | W, 7-4 | Auburn, Ala. | 5/1 |
| 1985 | W, 14-11 | Birmingham, Ala. | 3/7 |
| 1985 | W, 9-8 | Auburn, Ala. | 4/9 |
| 1986 | W, 17-9 | Birmingham, Ala. | 3/12 |
| 1986 | W, 11-5 | Auburn, Ala. | 3/27 |
| 1987 | W, 23-6 | Birmingham, Ala. | 2/25 |
| 1987 | W, 8-2 | Auburn, Ala. | 4/29 |
| 1988 | W, 4-1 | Auburn, Ala. | 5/4 |
| 1989 | W, 4-1 | Auburn, Ala. | 4/26 |
| 1990 | W, 11-6 | Auburn, Ala. | 3/7 |
| 1990 | L, 1-2 | Birmingham, Ala. | 3/27 |
| 1991 | W, 6-5 (11) | Auburn, Ala. | 4/30 |
| 1991 | L, 4-5 | Hoover, Ala. | 5/1 |
| 1992 | W, 8-1 | Auburn, Ala. | 4/29 |
| 1992 | W, 5-2 | Birmingham, Ala. | 4/30 |
| 1993 | W, 20-1 | Auburn, Ala. | 4/13 |
| 1993 | W, 4-1 | Hoover, Ala. | 4/21 |
| 1993 | W, 5-1 | Auburn, Ala. | 4/28 |
| 1994 | L, 3-9 | Birmingham, Ala. | 3/23 |
| 1994 | W, 7-2 | Birmingham, Ala. | 4/26 |
| 1994 | W, 9-3 | Auburn, Ala. | 5/11 |
| 1995 | W, 9-6 | Birmingham, Ala. | 3/2 |
| 1995 | W, 16-2 | Birmingham, Ala. | 3/22 |
| 1995 | W, 10-3 | Auburn, Ala. | 4/18 |
| 1995 | W, 8-5 | Auburn, Ala. | 4/19 |
| 1996 | W, 2-1 (10) | Birmingham, Ala. | 3/20 |
| 1996 | L, 3-5 | Auburn, Ala. | 4/30 |
| 1997 | W, 9-7 | Birmingham, Ala. | 3/25 |
| 1997 | W, 9-8 | Auburn, Ala. | 4/16 |
| 1998 | W, 4-3 | Auburn, Ala. | 3/24 |
| 1998 | W, 8-4 | Birmingham, Ala. | 4/1 |
| 1999 | W, 17-5 | Auburn, Ala. | 4/6 |
| 2000 | W, 6-0 | Birmingham, Ala. | 2/9 |
| 2000 | W, 11-6 | Auburn, Ala. | 2/16 |
| 2001 | W, 15-3 | Auburn, Ala. | 4/25 |
| 2001 | W, 12-2 | Birmingham, Ala. | 5/1 |
| 2002 | W, 13-1 | Birmingham, Ala. | 3/5 |
| 2002 | W, 9-2 | Auburn, Ala. | 3/19 |
| 2003 | W, 4-2 | Auburn, Ala. | 4/15 |

| | | | |
|------|---------|------------------|------|
| 2004 | W, 13-6 | Birmingham, Ala. | 3/23 |
| 2004 | W, 5-2 | Auburn, Ala. | 4/6 |
| 2011 | W, 6-0 | Auburn, Ala. | 2/20 |
| 2014 | W, 6-5 | Auburn, Ala. | 5/13 |
| 2015 | W, 6-4 | Birmingham, Ala. | 3/17 |
| 2016 | W, 4-1 | Auburn, Ala. | 5/17 |
| 2017 | W, 4-0 | Auburn, Ala. | 3/14 |
| 2017 | L, 2-8 | Birmingham, Ala. | 5/9 |
| 2018 | W, 11-8 | Birmingham, Ala. | 3/6 |



RESULTS VS. OPPONENTS

Table of game results from 1968 to 2013, including year, result, location, and date.

Table of game results from 2013 to 2023, including year, result, location, and date.

VIRGINIA (AU leads, 9-5)

Table of game results for Virginia from 1920 to 2011.

VCU (AU leads, 23-2)

Table of game results for VCU from 1996 to 2005.

VMI (AU leads, 17-3)

Table of game results for VMI from 1920 to 2008.

VIRGINIA TECH (AU leads, 1-0)

Table of game results for Virginia Tech from 1994 to 1994.

WASH. & LEE (AU leads, 2-1)

Table of game results for Wash. & Lee from 1920 to 1921.

WAKE FOREST (AU leads, 2-0)

Table of game results for Wake Forest from 1966 to 1999.

WEST ALABAMA (AU leads, 7-0)

Table of game results for West Alabama from 1977 to 1985.

W. CAROLINA (AU leads, 19-6)

Table of game results for W. Carolina from 1988 to 2004.

WESTERN KENTUCKY (AU leads, 3-0)

Table of game results for Western Kentucky from 1979 to 2011.

WESTERN MICH. (AU trails, 0-2)

Table of game results for Western Mich. from 1971 to 1971.

WEST FLORIDA (AU trails, 0-4)

Table of game results for West Florida from 1991 to 1993.

WEST GEORGIA (AU leads, 12-0)

Table of game results for West Georgia from 1969 to 1993.

WEST VIRGINIA (AU leads, 3-2)

Table of game results for West Virginia from 1963 to 1999.

WV WESLEYAN (AU leads, 2-0)

Table of game results for WV Wesleyan from 1915 to 1915.

WILLIAM & MARY (AU leads, 1-0)

Table of game results for William & Mary from 1997 to 1997.

WINTHROP (AU leads, 7-2)

Table of game results for Winthrop from 1995 to 2000.

WOFFORD (AU leads, 2-1)

Table of game results for Wofford from 1920 to 2013.

WRIGHT STATE (AU leads, 3-0)

Table of game results for Wright State from 2020 to 2020.

XAVIER (AU leads, 3-0)

Table of game results for Xavier from 2015 to 2015.

YALE (AU leads, 3-2)

Table of game results for Yale from 1921 to 2022.





COACHING RECORDS SINCE 1949

COACHING RECORDS SINCE 1949

VICTORIES


| Coach | Years | Overall | | | Pct. |
|-------------------|--------------|---------|-----|---|------|
| | | W | L | T | |
| Hal Baird | (16) 1985-00 | 634 | 328 | 0 | .659 |
| Paul Nix | (22) 1963-84 | 515 | 376 | 0 | .578 |
| Butch Thompson | (8) 2016-23 | 256 | 187 | 1 | .577 |
| John Pawlowski | (5) 2009-13 | 167 | 126 | 0 | .570 |
| Steve Renfro | (4) 2001-04 | 145 | 92 | 0 | .612 |
| Tom Slater | (4) 2005-08 | 115 | 113 | 0 | .504 |
| Dick McGowen | (7) 1951-57 | 90 | 76 | 2 | .542 |
| Sunny Golloway | (2) 2014-15 | 64 | 54 | 0 | .542 |
| Erk Russell | (4) 1959-62 | 59 | 37 | 1 | .613 |
| Johnny Williamson | (2) 1949-50 | 21 | 23 | 0 | .477 |
| Joe Connally | (1) 1958 | 17 | 8 | 0 | .680 |

WINNING PERCENTAGE

| Coach | Years | Overall | | | Pct. |
|-------------------|--------------|---------|-----|---|------|
| | | W | L | T | |
| Joe Connally | (1) 1958 | 17 | 8 | 0 | .680 |
| Hal Baird | (16) 1985-00 | 634 | 328 | 0 | .659 |
| Erk Russell | (4) 1959-62 | 59 | 37 | 1 | .613 |
| Steve Renfro | (4) 2001-04 | 145 | 92 | 0 | .612 |
| Paul Nix | (22) 1963-84 | 515 | 376 | 0 | .578 |
| Butch Thompson | (8) 2016-23 | 256 | 187 | 1 | .577 |
| John Pawlowski | (5) 2009-13 | 167 | 126 | 0 | .570 |
| Dick McGowen | (7) 1951-57 | 90 | 76 | 2 | .542 |
| Sunny Golloway | (2) 2014-15 | 64 | 54 | 0 | .542 |
| Tom Slater | (4) 2005-08 | 115 | 113 | 0 | .504 |
| Johnny Williamson | (2) 1949-50 | 21 | 23 | 0 | .477 |

GAMES COACHED

| Coach | Years | Games | Overall | | |
|-------------------|--------------|-------|---------|-----|---|
| | | | W | L | T |
| Hal Baird | (16) 1985-00 | 962 | 634 | 328 | 0 |
| Paul Nix | (22) 1963-84 | 891 | 515 | 376 | 0 |
| Butch Thompson | (8) 2016-23 | 444 | 256 | 187 | 1 |
| John Pawlowski | (5) 2009-13 | 293 | 167 | 126 | 0 |
| Steve Renfro | (4) 2001-04 | 237 | 145 | 92 | 0 |
| Tom Slater | (4) 2005-08 | 228 | 115 | 113 | 0 |
| Dick McGowen | (7) 1951-57 | 168 | 90 | 76 | 2 |
| Sunny Golloway | (2) 2014-15 | 118 | 64 | 54 | 0 |
| Erk Russell | (4) 1959-62 | 97 | 59 | 37 | 1 |
| Johnny Williamson | (2) 1949-50 | 44 | 21 | 23 | 0 |
| Joe Connally | (1) 1958 | 25 | 17 | 8 | 0 |





YEAR-BY-YEAR STANDINGS

Table with columns: Year, Overall, Pct., SEC, Pct., SEC* Finish, Coach. Lists season-by-season performance from 1895 to 1984.

Table with columns: Year, Overall, Pct., SEC, Pct., SEC* Finish, Coach. Lists season-by-season performance from 1985 to 2023, including a TOTAL row.

- * Finish in SEC East (1959-1975) and SEC West from (1976-1985)
Won postseason SEC Tournament
! NCAA College World Series
S Season canceled after 18 games due to COVID-19

Below are Auburn's all-time end-of-season rankings (highest ranking listed)


Table with columns: YEAR, FINAL RANK, POLL(S), YEAR, FINAL RANK, POLL(S). Lists all-time end-of-season rankings from 1964 to 2023.

CB - Collegiate Baseball; BA - Baseball America;
BM - Baseball Magazine; ESPN - USA Today/
ESPN; NCBA - National Collegiate Baseball Writers
Association; PG - Perfect Game





COLLEGE WORLD SERIES




1967

Paul Nix, 32-10

Omaha, NE 3rd

| | | |
|-----------------------------|-----|---|
| Ohio State..... | 1-0 | W |
| Stanford..... | 3-6 | L |
| Rider..... | 4-3 | W |
| Stanford (7 inn./rain)..... | 3-5 | L |



1997

Hal Baird, 50-17

Omaha, NE T-5th

| | | |
|---------------|------|---|
| Stanford..... | 3-8 | L |
| Rice..... | 10-1 | W |
| Stanford..... | 4-11 | L |

CWS LINESCORES

1967

Auburn 1, Ohio State 0 • June 12

| | | | | | | | |
|----------|-----|-----|-----|---|---|---|---|
| OSU..... | 000 | 000 | 000 | - | 0 | 5 | 2 |
| AU..... | 100 | 000 | 00X | - | 1 | 5 | 3 |

W: Lowe (14-1), L: Boggs (4-1)

Stanford 6, Auburn 3 • June 13

| | | | | | | | |
|---------|-----|-----|-----|---|---|---|---|
| AU..... | 000 | 102 | 000 | - | 3 | 8 | 3 |
| SU..... | 310 | 000 | 20X | - | 6 | 7 | 1 |

W: Vance (11-0), L: Blauser (5-5)

Auburn 4, Rider 3 • June 14

| | | | | | | | |
|---------|-----|-----|-----|---|---|----|---|
| RC..... | 000 | 011 | 100 | - | 3 | 10 | 6 |
| AU..... | 000 | 102 | 001 | - | 4 | 6 | 2 |

W: Lowe (15-1), L: Mischik (7-3)

Stanford 5, Auburn 3 • June 15

| | | | | | | | |
|---------|-----|-----|---|---|---|---|---|
| AU..... | 010 | 001 | 1 | - | 3 | 7 | 3 |
| SU..... | 100 | 400 | 0 | - | 5 | 5 | 0 |

W: Hamm, L: Boverl

1976

Clemson 9, Auburn 4 • June 11

| | | | | | | | |
|---------|-----|-----|-----|---|---|----|---|
| AU..... | 000 | 111 | 001 | - | 4 | 10 | 2 |
| CU..... | 000 | 502 | 11X | - | 9 | 10 | 1 |

W: Porter (12-0), L: Hudson (10-5)

Maine 9, Auburn 8 • June 12

| | | | | | | | |
|---------|-----|-----|-----|---|---|----|---|
| AU..... | 410 | 030 | 000 | - | 8 | 13 | 2 |
| UM..... | 230 | 202 | 00X | - | 9 | 12 | 4 |

W: LaCasse (7-1), L: Leach (8-5)



1976

Paul Nix, 37-15

Omaha, NE T-7th

| | | |
|--------------|-----|---|
| Clemson..... | 4-9 | L |
| Maine..... | 8-9 | L |



2019

Butch Thompson, 38-28

Omaha, NE T-7th

| | | |
|------------------------|-----|---|
| Mississippi State..... | 4-5 | L |
| Louisville..... | 3-5 | L |

1994

Oklahoma 9, Auburn 4 • June 4

| | | | | | | | |
|---------|-----|-----|-----|---|---|----|---|
| AU..... | 000 | 000 | 031 | - | 4 | 12 | 1 |
| OU..... | 020 | 100 | 11X | - | 5 | 11 | 2 |

W: Redman (13-3), L: Powell (5-4), S: Buckles (13)

Miami 7, Auburn 5 • June 6

| | | | | | | | |
|---------|-----|-----|-----|---|---|----|---|
| UM..... | 400 | 000 | 300 | - | 7 | 8 | 6 |
| AU..... | 001 | 012 | 010 | - | 5 | 12 | 2 |

W: Westfall (3-0), L: Humphreys (13-4), S: Tessmer (3)

1997

Stanford 8, Auburn 3 • May 30

| | | | | | | | |
|---------|-----|-----|-----|---|---|----|---|
| AU..... | 000 | 201 | 000 | - | 3 | 6 | 3 |
| SU..... | 010 | 050 | 02X | - | 8 | 12 | 1 |

W: Hutchinson (8-3), L: Hebson (11-4), S: Austin (4)

Auburn 10, Rice 1 • June 1

| | | | | | | | |
|---------|-----|-----|-----|---|----|----|---|
| RU..... | 000 | 001 | 000 | - | 1 | 4 | 1 |
| AU..... | 014 | 203 | 00X | - | 10 | 11 | 0 |

W: Hudson (15-2), L: Bess (3-3)

Stanford 11, Auburn 4 • June 3

| | | | | | | | |
|---------|-----|-----|-----|---|----|----|---|
| SU..... | 300 | 104 | 102 | - | 11 | 13 | 2 |
| AU..... | 004 | 000 | 000 | - | 4 | 8 | 3 |

W: Austin (5-2), L: Dunham (5-2)



1994

Hal Baird, 44-21

Omaha, NE T-7th

| | | |
|-------------------|-----|---|
| Oklahoma..... | 4-5 | L |
| Miami (Fla.)..... | 5-7 | L |



2022

Butch Thompson, 43-22

Omaha, NE T-5th

| | | |
|------------------------|------|---|
| Mississippi State..... | 1-5 | L |
| Stanford..... | 6-2 | W |
| Arkansas..... | 1-11 | L |

2019

Mississippi State 5, Auburn 4 • June 16

| | | | | | | | |
|----------|-----|-----|-----|---|---|----|---|
| AU..... | 020 | 100 | 010 | - | 4 | 6 | 2 |
| MSU..... | 000 | 001 | 004 | - | 5 | 12 | 3 |

W: Gordon (5-0), L: Burns (4-4)

Louisville 5, Auburn 3 • June 16

| | | | | | | | |
|---------|-----|-----|-----|---|---|----|---|
| UL..... | 100 | 300 | 010 | - | 5 | 7 | 0 |
| AU..... | 010 | 000 | 101 | - | 3 | 13 | 2 |

W: Elliott (3-2), L: Horn (4-2), S: Kirian (5)

2022

Ole Miss 5, Auburn 1 • June 18

| | | | | | | | |
|---------|-----|-----|-----|---|---|----|---|
| OM..... | 201 | 002 | 000 | - | 5 | 11 | 1 |
| AU..... | 000 | 000 | 100 | - | 1 | 4 | 1 |

W: DeLucia (7-2), L: Gonzalez (7-4)

Auburn 6, Stanford 2 • June 20

| | | | | | | | |
|---------|-----|-----|-----|---|---|----|---|
| AU..... | 000 | 004 | 200 | - | 6 | 11 | 0 |
| SU..... | 110 | 000 | 000 | - | 2 | 8 | 0 |

W: Bright (5-4), L: Matthews (9-2), S: Burkhalter (16)

Arkansas 11, Auburn 1 • June 21

| | | | | | | | |
|---------|-----|-----|-----|---|----|----|---|
| UA..... | 103 | 401 | 002 | - | 11 | 16 | 1 |
| AU..... | 000 | 000 | 100 | - | 1 | 4 | 1 |

W: McEntire (2-2), L: Barnett (3-3)



COLLEGE WORLD SERIES

AUBURN COLLEGE WORLD SERIES RECORDS

GAMES PLAYED

Series: 4, by 8 players (1967)

AT BATS

Game: 5, 33 times,
Series: 17, Scotty Long (1967) [4 games]

RUNS SCORED

Game: 3, Josh Etheridge vs. Rice (6/1/97)
Series: 5, Josh Etheridge (1997) [3 games]

HITS

Game: 4, Mark Bellhorn vs. Miami (Fla.) (6/6/94)
Series: 7, Ray Cox (1967) [4 games]

RUNS BATTED IN

Game: 6, Tim Hudson vs. Rice (6/1/97)
Series: 8, Tim Hudson (1997) [3 games]

DOUBLES

Game: 2, two times, last by C. Foster vs. Stanford (6/20/2022)
Series: 3, Scotty Long (1967) [4 games]

HOME RUNS

Game: 1, 10 times, last by B. Peirce vs. Arkansas (6/21/2022)
Series: 2, Richie Howard (1976) [2 games]

STOLEN BASES

Game: 2, Rob Macrory vs. Stanford (5/30/97)
Series: 3, Rob Macrory (1997) [3 games]

GAMES PITCHED

Series: 3, Q.V. Lowe (1967)

GAMES STARTED

Series: 1, 16 times, last by M. Barnett vs. Arkansas (6/21/2022)

GAMES RELIEVED

Series: 2, seven times, last by Carson Skipper (2022)

WINS

Series: 2, Q.V. Lowe (1967)

LOSSES

Series: 1, 12 times, last by M. Barnett vs. Arkansas (6/21/2022)

SAVES

Series: 1, Blake Burkhalter vs. Stanford (6/20/2022)

INNINGS PITCHED

Game: 9.0, Q.V. Lowe vs. Ohio State (1967)
Series: 14.2, Q.V. Lowe (1967) [3 games]

STRIKEOUTS


Game: 8, Trace Bright vs. Stanford (6/20/2022)
Series: 8, Trace Bright [1 game], Carson Skipper [2 games] (2022)

BASES ON BALLS

Game: 4, George Simmons vs. Rider (6/14/78)
Series: 4, George Simmons vs. Rider (6/14/78)

AUBURN VS. CWS OPPONENTS

| | |
|---------------------------|-------------|
| Arkansas | 0-1 |
| Clemson | 0-1 |
| Louisville | 0-1 |
| Maine | 0-1 |
| Miami (Fla.) | 0-1 |
| Mississippi State | 0-1 |
| Ohio State | 1-0 |
| Oklahoma | 0-1 |
| Ole Miss | 0-1 |
| Rice | 1-0 |
| Rider | 1-0 |
| Stanford | 1-4 |
| 12 Opponents | 4-12 |





NCAA SUPER REGIONALS

SUPER REGIONAL RESULTS

| Year | Opponent | Score | Result | Location |
|------|----------------|----------|--------|-----------------|
| 1999 | Florida State | 2-10 | L | Tallahassee, FL |
| | Florida State | 3-6 | L | Tallahassee, FL |
| 2018 | Florida | 2-8 | L | Gainesville, FL |
| | Florida | 3-2 | W | Gainesville, FL |
| | Florida | 2-3 [11] | L | Gainesville, FL |
| 2019 | North Carolina | 11-7 | W | Chapel Hill, NC |
| | North Carolina | 0-2 | L | Chapel Hill, NC |
| | North Carolina | 14-7 | W | Chapel Hill, NC |
| 2022 | Oregon State | 7-5 | W | Corvallis, OR |
| | Oregon State | 3-4 | L | Corvallis, OR |
| | Oregon State | 4-3 | W | Corvallis, OR |

1999 SUPER REGIONAL AT TALLAHASSEE, FL

(2) Florida State 10, Auburn 2
 (2) Florida State 6, Auburn 3 (Auburn eliminated)

2018 SUPER REGIONAL AT GAINESVILLE, FL

(1) Florida 8, Auburn 2
 Auburn 3, (1) Florida 2
 (1) Florida 3, Auburn 2 [11 inn.] (Auburn eliminated)

2019 SUPER REGIONAL AT CHAPEL HILL, NC

Auburn 11, (14) North Carolina 7
 (14) North Carolina 2, Auburn 0
 Auburn 14, (14) North Carolina 7 (North Carolina eliminated)

2022 SUPER REGIONAL AT CORVALLIS, OR

(14) Auburn 7, (3) Oregon State 5
 (3) Oregon State 4, (14) Auburn 3
 (14) Auburn 4, (3) Oregon State 3

AUBURN SUPER REGIONAL RECORDS

BATTING

AT BATS

Game: 6, Rankin Woley at North Carolina (6/10/19)
 Series: 15, three times, last by three players at North Carolina (2019) [3 games]

RUNS

Game: 3, Ryan Bliss at North Carolina (6/10/19)
 Series: 5, Ryan Bliss at North Carolina (2019) [3 games]

HITS

Game: 3, four times, last by Brody Moore at Oregon State (6/11/22)
 Series: 6, Conor Davis at North Carolina (2019) [3 games]

RBI

Game: 3, five times, last by Judd Ward & Edouard Julien vs. North Carolina (6/10/19)
 Series: 6, Edouard Julien at North Carolina (2019) [3 games]

HOME RUNS

Game: 1, eight times, last by Sonny DiChiara at Oregon State (6/13/22)
 Series: 2, Sonny DiChiara at Oregon State (2022) [3 games]

STOLEN BASES

Game: 2, Mailon Kent at Florida State (6/4/99)

BATTING AVERAGE

Series [min. 7 AB]: .500, Conor Davis at North Carolina (2019) [6-for-12 in 3 games]

PITCHING

INNINGS PITCHED

Game: 8.1, Brent Schoening at Florida State (6/5/99)
 Series: 8.1, Brent Schoening at (1999)

STRIKEOUTS

Game: 11, Brent Schoening at Florida State (6/5/99)
 Series: 11, Brent Schoening at (1999)

BASE ON BALLS

Game: 6, Bailey Horn at North Carolina (6/9/19)
 Series: 6, Bailey Horn at North Carolina (2019) [3 games]





NCAA REGIONALS

REGIONAL RESULTS

Table with columns: Year, Opponent, Score, Result, Location. Lists regional game results from 1963 to 2019.

Table with columns: Year, Opponent, Score, Result, Location. Lists specific regional game results for 2022 and 2023.

REGIONAL RESULTS BY YEAR

Table with columns: Year, Regional, Result, W-L, Location. Summarizes regional performance by year from 1963 to 2023.

AUBURN VS. NCAA REGIONAL OPPONENTS

Table with columns: Opponent, W-L. Lists all regional opponents and their win-loss records against Auburn.





NCAA REGIONALS

1963 DISTRICT 3 AT GASTONIA, NC

Florida State 4, Auburn 3

Wake Forest 4, West Virginia 3

West Virginia 2, Auburn 1 (Auburn eliminated)

Florida State 12, Wake Forest 4

Wake Forest 12, West Virginia 8 (West Virginia eliminated)

Wake Forest 6, Florida State 5

Florida State 11, Wake Forest 5 (Wake Forest eliminated)

1967 DISTRICT 3 AT GASTONIA, NC

Florida State 5, Clemson 3

Auburn 8, West Virginia 3 [12]

Clemson 5, West Virginia 0 (West Virginia eliminated)

Auburn 13, Florida State 3

Clemson 6, Florida State 4 (Florida State eliminated)

Clemson 3, Auburn 2

Auburn 6, Clemson 5 [13] (Clemson eliminated)

1976 SOUTH REGIONAL AT TALLAHASSEE, FL

Auburn 10, Middle Tennessee State 5

Florida State 6, Jacksonville 1

Jacksonville 8, Middle Tennessee State 5 (MTSU eliminated)

Auburn 2, Florida State 1

Jacksonville 9, Florida State 7 (Florida State eliminated)

Auburn 7, Jacksonville 5 (Jacksonville eliminated)

1978 SOUTH REGIONAL AT AUBURN, AL

North Carolina 15, East Tennessee State 1

Auburn 14, Memphis 10

Memphis 5, East Tennessee State 0 (ETSU eliminated)

North Carolina 3, Auburn 2

Memphis 6, Auburn 5 (Auburn eliminated)

Memphis 8, North Carolina 6

North Carolina 11, Memphis 9 (Memphis eliminated)

1987 SOUTH I REGIONAL AT HUNTSVILLE, AL

Seton Hall 15, Auburn 6

Clemson 8, West Virginia 0

(1) Arkansas 10, Middle Tennessee State 7

Auburn 5, Middle Tennessee State 3 (MTSU eliminated)

Arkansas 7, West Virginia 2 (West Virginia eliminated)

Clemson 6, Seton Hall 3

Auburn 22, Seton Hall 1 (Seton Hall eliminated)

Arkansas 6, Clemson 5

Clemson 6, Auburn 3 (Auburn eliminated)

Arkansas 4, Clemson 2 (Clemson eliminated)

1989 ATLANTIC REGIONAL AT TALLAHASSEE, FL

(4) Auburn 9, (3) South Florida 3

(2) Clemson 6, (5) Stetson 2

(1) Florida State 13, (6) Rider 7

Stetson 13, Rider 6 (Rider eliminated)

Florida State 8, South Florida 1 (South Florida eliminated)

Auburn 14, Clemson 7

Clemson 13, Stetson 5 (Stetson eliminated)

Florida State 7, Auburn 6

Clemson 11, Auburn 1 (Auburn eliminated)

Florida State 8, Clemson 1 (Clemson eliminated)

1993 MIDWEST REGIONAL IN STILLWATER, OK

(1) North Carolina State 12, (6) Fordham 4

(4) Auburn 9, (3) Arizona 1

(2) Oklahoma State 9, (5) Connecticut 5

Fordham 5, Connecticut 0 (Connecticut eliminated)

Arizona 5, North Carolina State 2

Oklahoma State 14, Auburn 10

North Carolina State 13, Auburn 2 (Auburn eliminated)

Arizona 18, Fordham 7 (Fordham eliminated)

Oklahoma State 8, N.C. State 3 (N.C. State eliminated)

Arizona 4, Oklahoma State 0

Oklahoma State 11, Arizona 10 (Arizona eliminated)

1994 EAST REGIONAL IN CLEMSON, SC

(3) Old Dominion 9, (4) Notre Dame 5

(2) Auburn 7, (5) Virginia Tech 0

(1) Clemson 5, (6) The Citadel 1

The Citadel 4, Virginia Tech 3 (Virginia Tech eliminated)

Notre Dame 8, Clemson 1

Auburn 11, Old Dominion 8 [10]

Clemson 6, Old Dominion 1 (Old Dominion eliminated)

Notre Dame 5, The Citadel 1 (The Citadel eliminated)

Auburn 11, Clemson 5 (Clemson eliminated)

Auburn 8, Notre Dame 0 (Notre Dame eliminated)

1995 MIDWEST II REGIONAL IN OKLAHOMA CITY, OK

(1) Auburn 2, (6) Pennsylvania 1

(3) Texas 10, (4) Ohio State 5

(2) Oklahoma 9, (5) Indiana State 6

Indiana State 6, Pennsylvania 5 (Penn eliminated)

Auburn 8, Ohio State 6 (Ohio State eliminated)

Oklahoma 13, Texas 9

Oklahoma 9, Auburn 8

Texas 3, Indiana State 2 (Indiana State eliminated)

Auburn 4, Texas 2 (Texas eliminated)

Oklahoma 3, Auburn 1 (Auburn eliminated)

1997 EAST REGIONAL AT TALLAHASSEE, FL

(4) South Florida 5, (3) Central Florida 4

(2) Auburn 11, (5) Western Carolina 3

(1) Florida State 4, (6) Marist 2

Western Carolina 8, Marist 3 (Marist eliminated)

Florida State 16, Central Florida 2 (Central Florida eliminated)

Auburn 9, South Florida 0

Auburn 8, Florida State 7

South Florida 9, Western Carolina 4 (WCU eliminated)

Florida State 6, South Florida 5 (South Florida eliminated)

Florida State 9, Auburn 7

Auburn 5, Florida State 2 (Florida State eliminated)

1998 ATLANTIC II REGIONAL AT TALLAHASSEE, FL

(4) Oklahoma 6, (3) Delaware 3

(5) Rutgers 17, (2) Auburn 15

(1) Florida State 10, (6) Liberty 7

Auburn 3, Liberty 2 (Liberty eliminated)

Florida State 27, Delaware 6 (Delaware eliminated)

Oklahoma 9, Rutgers 7

Florida State 23, Oklahoma 2

Auburn 7, Rutgers 4 (Rutgers eliminated)

Auburn 9, Oklahoma 9 (Oklahoma eliminated)

Florida State 16, Auburn 10 (Auburn eliminated)

1999 AUBURN REGIONAL AT AUBURN, AL

(4) Winthrop 8, (1) Tulane 7

(2) Auburn 9, (3) NC State 7

Tulane 11, NC State 5 (NC State eliminated)

Auburn 8, Winthrop 6

Tulane 15, Winthrop 8 (Winthrop eliminated)

Tulane 7, Auburn 5

Auburn 13, Tulane 9 (Tulane eliminated)

2000 ATLANTA REGIONAL AT ATLANTA, GA

(1) Georgia Tech 11, (4) Georgia Southern 9

(3) Stetson 9, (2) Auburn 5

Auburn 11, Georgia Southern 5 (Ga. Southern eliminated)

Georgia Tech 24, Stetson 1

Stetson 13, Auburn 10 (Auburn eliminated)

Georgia Tech 16, Stetson 11 (Stetson eliminated)

2001 TALLAHASSEE REGIONAL AT TALLAHASSEE, FL

(1) Florida State 8, (4) Bethune-Cookman 1

(2) Auburn 8, (3) Jacksonville 7 [10 innings]

Jacksonville 3, Bethune-Cookman 0 (Bethune-Cookman eliminated)

Florida State 10, Auburn 6

Auburn 3, Jacksonville 2 (Jacksonville eliminated)

Florida State 9, Auburn 6 (Auburn eliminated)



NCAA REGIONALS

2002 TUSCALOOSA REGIONAL AT TUSCALOOSA, AL**(3) Florida Atlantic 16, (2) Auburn 11**

(4) Southeast Missouri State 7, (1) Alabama 4

Alabama 6, Auburn 3 (Auburn eliminated)

Florida Atlantic 12, Southeast Missouri State 6

Alabama 7, Southeast Missouri State 4 (SEMO eliminated)

Alabama 7, Florida Atlantic 2

Florida Atlantic 6, Alabama 5 (Alabama eliminated)

2003 AUBURN REGIONAL AT AUBURN, AL

(3) Ohio State 10, (2) Clemson 8

(1) Auburn 5, (4) Princeton 2

Clemson 7, Princeton 6 (Princeton eliminated)

Ohio State 6, Auburn 2**Auburn 15, Clemson 0 (Clemson eliminated)****Ohio State 9, Auburn 7 (Auburn eliminated)****2005 TALLAHASSEE REGIONAL AT TALLAHASSEE, FL****(2) Auburn 13, (3) South Alabama 5**

(1) Florida State 3, (4) Army 2

Army 8, South Alabama 5 (South Alabama eliminated)

Florida State 4, Auburn 3**Auburn 12, Army 3 (Army eliminated)****Florida State 10, Auburn 4 (Auburn eliminated)****2010 AUBURN REGIONAL AT AUBURN, AL**

(2) Clemson 10, (3) Southern Miss 1

(1) Auburn 9, (4) Jacksonville State 7

Southern Miss 19, Jacksonville State 6 (Jacksonville State eliminated)

Clemson 5, Auburn 2**Auburn 17, Southern Miss 8 (Southern Miss eliminated)****Auburn 11, Clemson 10****Clemson 13, Auburn 7 (Auburn eliminated)****2015 TALLAHASSEE REGIONAL AT TALLAHASSEE, FL****(2) College of Charleston 7, (3) Auburn 6 [11 inn.]**

(1) Florida State 5, (4) Mercer 4 [10 inn.]

(3) Auburn 1, (4) Mercer 0 (Mercer eliminated)

(1) Florida State 3, (2) College of Charleston 2

(2) College of Charleston 3, (3) Auburn 2 (Auburn eliminated)

(1) Florida State 8, (2) College of Charleston 1 (College of Charleston eliminated)

2017 TALLAHASSEE REGIONAL AT TALLAHASSEE, FL

(4) Tennessee Tech 3, (1) Florida State 1

(3) Auburn 7, (2) UCF 4

(1) Florida State 6, (2) UCF 1 (UCF eliminated)

(3) Auburn 5, (4) Tennessee Tech 3

(1) Florida State 5, (4) Tennessee Tech 3 (Tennessee Tech eliminated)

(1) Florida State 8, (3) Auburn 7 [10 inn.]**(1) Florida State 6, (3) Auburn 0 (Auburn eliminated)****2018 RALEIGH REGIONAL AT RALEIGH, NC****(2) Auburn 13, (3) Northeastern 4**

(4) Army 5, (1) N.C. State 1

(1) N.C. State 9, (3) Northeastern 3 (Northeastern eliminated)

(2) Auburn 12, (4) Army 1

(1) N.C. State 11, (4) Army 1 (Army eliminated)

(2) Auburn 15, (1) N.C. State 7 (N.C. State eliminated)**2019 ATLANTA REGIONAL AT ATLANTA, GA****(2) Auburn 16, (3) Coastal Carolina 7**

(1) Georgia Tech 13, (4) Florida A&M 2

(3) Coastal Carolina 9, (4) Florida A&M 4 (Florida A&M eliminated)

(2) Auburn 6, (1) Georgia Tech 5

(1) Georgia Tech 10, Coastal Carolina 8 (Coastal Carolina eliminated)

(2) Auburn 4, Georgia Tech 1 (Georgia Tech eliminated)**2022 AUBURN REGIONAL AT AUBURN, AL**

(3) Florida State 5, (2) UCLA 3

(1) Auburn 19, (4) Southeastern Louisiana 7

(2) UCLA 16, (4) Southeastern Louisiana 2 (Southeastern Louisiana eliminated)

(1) Auburn 21, (3) Florida State 7

(2) UCLA 2, (3) Florida State 1 (Florida State eliminated)

(1) Auburn 11, (2) UCLA 4 (UCLA eliminated)**2023 AUBURN REGIONAL AT AUBURN, AL**

(3) Samford 4, (2) Southern Miss 2

(4) Penn 6, (1) Auburn 3


(2) Southern Miss 7, (1) Auburn 2 (Auburn eliminated)

(4) Penn 5, (3) Samford 4

(2) Southern Miss 9, (3) Samford 4 (Samford eliminated)

(2) Southern Miss 11, (4) Penn 2

(2) Southern Miss 11, (4) Penn 7 (Penn eliminated)





NCAA REGIONALS

AUBURN NCAA REGIONAL RECORDS

BATTING

GAMES PLAYED

Game: 5, by 32 players (1995, 1997, 1998, 2010)
 Series: 16, Todd Faulkner (1998-2001)
 Career: 16, Mailon Kent (1998-2001)

AT BATS

Game: 6, by 36 players
 Series: 25, Rob Macrory (1997) [5 games]
 Career: 65, Todd Faulkner (1998-2001) [16 gms]

RUNS SCORED

Game: 5, Sonny DiChiara vs. Florida State (6/4/22)
 Series: 11, Adam Sullivan (1997) [5 games]
 Career: 19, Todd Faulkner (1998-2000) [16 gms]

HITS

Game: 5, Brody Moore vs. Florida State (6/4/22)
 5, Javon Moran vs. Fla. Atlantic 5/31/02
 5, Adam Sullivan vs. W. Car. (5/22/97)
 5, Mark Bellhorn vs. ODU (5/27/94)
 5, Cliff Shanks vs. Okla. St. (5/29/93)
 Series: 14, Adam Sullivan (1997) [5 games]
 Career: 30, Todd Faulkner (1998-2001) [16 gms]

RUNS BATTED IN

Game: 9, Cole Foster vs. Southeastern Louisiana (6/3/22)
 Series: 12, Cole Foster (2022) [3 games]
 Career: 22, Todd Faulkner (1998-2000) [16 gms]

SINGLES

Game: 5, Adam Sullivan vs. W. Car. (5/22/97)
 Series: 12, Adam Sullivan (1997) [5 games]
 Career: 17, Jay Waggoner (1993-95) [12 gms]

DOUBLES

Game: 3, Kason Howell vs. Florida State (6/4/22)
 Series: 5, Trent Mummey (2010) [5 games]
 5, Mark Bellhorn (1994) [4 games]
 Career: 7, Mailon Kent (1998-01) [16 games]

TRIPLES

Game: 1, 15 times, last by B. Moore, B. Ware vs Florida State (6/4/22)
 Series: 2, Javon Moran (2003) [4 games]
 Career: 2, Javon Moran (2001-03) [10 games]
 2, Mark Bellhorn (1993-95) [12 games]

HOME RUNS

Game: 3, Cole Foster vs. Southeastern Louisiana (6/3/22)
 Series: 4, Scotty Long (1967) [4 games]
 4, Todd Faulkner (1998) [5 games]
 Career: 5, Todd Faulkner (1998-01) [16 games]

STOLEN BASES

Game: 2, Javon Moran vs. Clemson (5/31/03)
 2, Pat Keedy vs. Memphis (5/20/78)
 2, Dom Fucci vs. Memphis (5/20/78)
 Series: 3, Javon Moran (2003) [4 games]
 Career: 4, Javon Moran (2001-03) [10 games]

BASES ON BALLS

Game: 4, Blake Rambusch vs. Florida State (6/4/22)
 Series: 5, Blake Rambusch (2022) [3 games]
 5, Kason Howell (2022) [3 games]
 5, Mitch Duke (1993) [3 games]
 5, Dominic Rich (1998) [5 games]

STRIKEOUTS

Game: 4, Kevin Chabot vs. Okla. (5/28/95)
 Series: 12, Kevin Chabot (1995) [5 games]
 Career: 15, Kevin Chabot (1993-95) [9 games]

BATTING AVERAGE

Series [min. 15 AB]: .667, Mark Bellhorn (1994)
 [12-for-18 in 4 games]
 Career [min. 25 AB]: .538, Steven Williams
 (2018-19) [14-for-26 in 6 games]

HITTING STREAK

Career: 15, Mailon Kent (1998-01)
 12, Todd Faulkner (1999-01)
 11, Gabe Gross (1999-01)

PITCHING

GAMES PITCHED

Series: 4, Finley Woodward (1995)
 Career: 7, Colter Bean (1996-2000)

GAMES STARTED

Series: 2, Hayden Gliemmo (1998)
 2, Tim Hudson (1997)
 2, Ryan Halla (1995)
 2, John Powell (1994)
 2, Stacy Jones (1987)
 2, Mark Chapman (1987)
 2, Q.V. Lowe (1967)
 Career: 4, Chris Bootcheck (1998-00)

GAMES RELIEVED

Series: 4, Finley Woodward (1995)
 Career: 7, Colter Bean (1996-00)

WINS

Series: 2, Tim Hudson (1997)
 2, John Powell (1994)
 2, Q.V. Lowe (1967)
 Career: 3, John Powell (1993-94)

LOSSES

Series: 2, Kevin Knorst (1998)
 2, Scott Roney (1978)
 Career: 2, Chris Bootcheck (1998-00)
 2, Kevin Knorst (1998-00)
 2, Ryan Halla (1993-95)
 2, Scott Roney (1978)

SAVES

Series: 2, Colter Bean (1998)
 2, Patrick Dunham (1997)
 2, Finley Woodward (1995)
 2, Joe Beckwith (1976)
 Career: 2, Colter Bean (1998)
 2, Patrick Dunham (1997)
 2, Finley Woodward (1995)
 2, Joe Beckwith (1976)

INNINGS PITCHED

Game: 13.0, Q.V. Lowe vs. Clemson (1967)
 Series: 25.0, Q.V. Lowe (1967) [2 games]
 Career: 27.1, Levale Speigner (2000-03) [6 games]

STRIKEOUTS

Game: 14, John Powell vs. Arizona (5/28/93) [9 IP]
 14, Q.V. Lowe vs. Clemson (1967) [13 IP]
 Series: 26, Q.V. Lowe (1967) [2 games]
 22, John Powell (1994) [2 games]
 Career: 36, John Powell (1993-94) [3 games]

BASES ON BALLS

Game: 6, Josh Sullivan vs. Florida State (6/4/05)
 6, Ryan Halla vs. Okla. State (5/29/93)
 Series: 6, Josh Sullivan (2005) [1 game]
 6, Ryan Halla (1993) [1 game]
 6, Tim Hudson (1997) [2 games]
 Career: 13, Ryan Halla (1993-95) [6 gms/23.1 IP]



SEC TOURNAMENT

SEC TOURNAMENT RESULTS

| Year | Opponent | Score | Result | Location |
|------|-------------------|------------|--------|-------------------|
| 1978 | Georgia | 8-7 [12] | W | Gainesville, Fla. |
| | Mississippi State | 10-7 | W | Gainesville, Fla. |
| | Mississippi State | 2-3 | L | Gainesville, Fla. |
| | Mississippi State | 8-5 | W | Gainesville, Fla. |
| 1980 | Vanderbilt | 3-2 | W | Gainesville, Fla. |
| | Ole Miss | 7-4 | W | Gainesville, Fla. |
| | Vanderbilt | 3-16 | L | Gainesville, Fla. |
| | Vanderbilt | 0-13 | L | Gainesville, Fla. |
| 1986 | Alabama | 7-8 [11] | L | Baton Rouge, La. |
| | Georgia | 7-11 | L | Baton Rouge, La. |
| 1987 | LSU | 9-8 | W | Athens, Ga. |
| | Kentucky | 5-4 [10] | W | Athens, Ga. |
| | Mississippi State | 3-4 | L | Athens, Ga. |
| | LSU | 2-4 | L | Athens, Ga. |
| 1988 | Mississippi State | 7-10 | L | Starkville, Miss. |
| | Florida | 3-4 | L | Starkville, Miss. |
| 1989 | Mississippi State | 5-3 | W | Gainesville, Fla. |
| | Georgia | 8-9 | L | Gainesville, Fla. |
| | LSU | 8-5 | W | Gainesville, Fla. |
| | Florida | 4-2 [10] | W | Gainesville, Fla. |
| | Georgia | 2-1 | W | Gainesville, Fla. |
| 1990 | Mississippi State | 2-16 | L | Hoover, Ala. |
| | Vanderbilt | 3-4 | L | Hoover, Ala. |
| 1991 | Florida | 7-8 | L | Baton Rouge, La. |
| | Kentucky | 8-5 | W | Baton Rouge, La. |
| | Miss. State | 0-1 [7] | L | Baton Rouge, La. |
| 1992 | Florida | 0-2 | L | New Orleans, La. |
| | Mississippi State | 1-4 | L | New Orleans, La. |
| 1993 | Alabama | 13-4 | W | Baton Rouge, La. |
| | Arkansas | 3-1 | W | Baton Rouge, La. |
| | LSU | 5-16 | L | Baton Rouge, La. |
| | Mississippi State | 10-13 [10] | L | Baton Rouge, La. |
| 1994 | Arkansas | 3-1 [17] | W | Oxford, Miss. |
| | Mississippi State | 2-1 | W | Oxford, Miss. |
| | LSU | 2-3 | L | Oxford, Miss. |
| | Mississippi State | 9-5 | W | Oxford, Miss. |
| | LSU | 4-5 | L | Oxford, Miss. |
| 1995 | Mississippi State | 0-1 | L | Starkville, Miss. |
| | Ole Miss | 10-3 | W | Starkville, Miss. |
| | LSU | 5-7 | L | Starkville, Miss. |
| 1997 | Arkansas | 7-3 | W | Columbus, Ga. |
| | LSU | 2-5 | L | Columbus, Ga. |
| | Mississippi State | 5-4 | W | Columbus, Ga. |
| | Florida | 5-17 | L | Columbus, Ga. |
| 1998 | Alabama | 11-8 | W | Hoover, Ala. |
| | Florida | 6-4 | W | Hoover, Ala. |
| | Alabama | 3-4 | L | Hoover, Ala. |
| | Alabama | 9-1 | W | Hoover, Ala. |
| | Arkansas | 7-5 | W | Hoover, Ala. |
| 1999 | LSU | 6-2 | W | Hoover, Ala. |
| | Arkansas | 3-2 | W | Hoover, Ala. |
| | Arkansas | 5-9 | L | Hoover, Ala. |
| | Arkansas | 6-9 | L | Hoover, Ala. |
| 2000 | Florida | 2-7 | L | Hoover, Ala. |
| | South Carolina | 4-11 | L | Hoover, Ala. |
| 2001 | Georgia | 4-8 | L | Hoover, Ala. |
| | South Carolina | 4-5 | L | Hoover, Ala. |
| 2002 | LSU | 1-2 | L | Hoover, Ala. |
| | Arkansas | 5-8 | L | Hoover, Ala. |
| 2003 | Vanderbilt | 3-1 | W | Hoover, Ala. |
| | Alabama | 5-7 | L | Hoover, Ala. |
| | South Carolina | 5-1 | W | Hoover, Ala. |
| | Alabama | 3-13 [7] | L | Hoover, Ala. |
| 2010 | Alabama | 1-7 | L | Hoover, Ala. |
| | South Carolina | 3-1 [12] | W | Hoover, Ala. |
| | Ole Miss | 7-10 [10] | L | Hoover, Ala. |
| 2011 | South Carolina | 3-7 | L | Hoover, Ala. |
| | Georgia | 2-3 | L | Hoover, Ala. |
| 2012 | Florida | 1-6 | L | Hoover, Ala. |
| | Georgia | 3-2 | W | Hoover, Ala. |
| | South Carolina | 3-5 | L | Hoover, Ala. |
| 2013 | Alabama | 3-6 | L | Hoover, Ala. |
| 2015 | Kentucky | 6-3 | W | Hoover, Ala. |
| | LSU | 9-8 | L | Hoover, Ala. |
| | Florida | 11-2 | L | Hoover, Ala. |
| 2017 | Ole Miss | 5-4 | W | Hoover, Ala. |
| | Florida | 4-5 | L | Hoover, Ala. |
| | Arkansas | 0-12 [7] | L | Hoover, Ala. |

| | | | | |
|------|------------|----------|---|--------------|
| 2018 | Kentucky | 4-3 [11] | W | Hoover, Ala. |
| | Ole Miss | 9-3 | W | Hoover, Ala. |
| | Texas A&M | 2-4 | L | Hoover, Ala. |
| 2019 | Ole Miss | 0-7 | L | Hoover, Ala. |
| | Tennessee | 5-3 | W | Hoover, Ala. |
| | Vanderbilt | 1-11 [8] | L | Hoover, Ala. |
| | LSU | 3-4 | L | Hoover, Ala. |
| 2021 | Ole Miss | 4-7 | L | Hoover, Ala. |
| 2022 | Kentucky | 1-3 | L | Hoover, Ala. |
| 2023 | Missouri | 10-4 | W | Hoover, Ala. |
| | Vanderbilt | 4-6 | L | Hoover, Ala. |
| | Alabama | 4-7 | L | Hoover, Ala. |

SEC TOURNAMENT RESULTS BY YEAR

| Year | Result | W-L | Location |
|------|--------------|-----|--------------------------|
| 1978 | CHAMPIONS | 3-1 | Gainesville, Fla. |
| 1980 | Second | 2-2 | Gainesville, Fla. |
| 1986 | Fourth | 0-2 | Baton Rouge, La. |
| 1987 | Third | 2-2 | Athens, Ga. |
| 1988 | Sixth | 0-2 | Starkville, Miss. |
| 1989 | CHAMPIONS | 4-1 | Gainesville, Fla. |
| 1990 | Tied Fifth | 0-2 | Hoover, Ala. |
| 1991 | Fourth | 1-2 | Baton Rouge, La. |
| 1992 | Tied Seventh | 0-2 | New Orleans, La. |
| 1993 | Third | 2-2 | Baton Rouge, La. (West) |
| 1994 | Second | 3-2 | Oxford, Miss. (West) |
| 1995 | Tied Fourth | 1-2 | Starkville, Miss. (West) |
| 1997 | Fourth | 2-2 | Columbus, Ga. |
| 1998 | CHAMPIONS | 4-1 | Hoover, Ala. |
| 1999 | Third | 2-2 | Hoover, Ala. |
| 2000 | Tied Seventh | 0-2 | Hoover, Ala. |
| 2001 | Tied Seventh | 0-2 | Hoover, Ala. |
| 2002 | Tied Seventh | 0-2 | Hoover, Ala. |
| 2003 | Tied Third | 2-2 | Hoover, Ala. |
| 2010 | Tied Fifth | 1-2 | Hoover, Ala. |
| 2011 | Tied Seventh | 0-2 | Hoover, Ala. |
| 2012 | Tied Seventh | 1-2 | Hoover, Ala. |
| 2013 | Tied Ninth | 0-1 | Hoover, Ala. |
| 2015 | Tied Eighth | 1-2 | Hoover, Ala. |
| 2017 | Tied Seventh | 1-2 | Hoover, Ala. |
| 2018 | Tied Fifth | 2-2 | Hoover, Ala. |
| 2019 | Tied Seventh | 1-2 | Hoover, Ala. |
| 2021 | Tied Ninth | 0-1 | Hoover, Ala. |
| 2022 | Tied Ninth | 0-1 | Hoover, Ala. |
| 2023 | Tied Seventh | 1-2 | Hoover, Ala. |

SEC TOURNAMENT RESULTS BY LOCATION

| Location | Years | Record | Titles |
|-------------------|-----------|--------------|----------|
| Athens, Ga. | 1 | 2-2 | 0 |
| Baton Rouge, La. | 3 | 3-6 | 0 |
| Columbus, Ga. | 1 | 2-2 | 0 |
| Gainesville, Fla. | 3 | 9-4 | 2 |
| Hoover, Ala. | 18 | 16-32 | 1 |
| New Orleans, La. | 1 | 0-2 | 0 |
| Oxford, Miss. | 1 | 3-2 | 0 |
| Starkville, Miss. | 2 | 1-4 | 0 |
| | 30 | 36-54 | 3 |

SEC TOURNAMENT RESULTS BY OPPONENT

| Opponent | W-L |
|-----------------------|--------------|
| Alabama | 3-7 |
| Arkansas | 5-4 |
| Florida | 2-8 |
| Georgia | 3-4 |
| Kentucky | 4-1 |
| LSU | 3-9 |
| Ole Miss | 4-3 |
| Mississippi State | 6-8 |
| Missouri | 1-0 |
| South Carolina | 2-4 |
| Tennessee | 1-0 |
| Texas A&M | 0-1 |
| Vanderbilt | 2-5 |
| 29 Tournaments | 36-54 |





SEC TOURNAMENT

AUBURN IN SEC CHAMPIONSHIP SERIES

1948

| | | |
|------------------------|-----|---|
| Mississippi State..... | 2-6 | L |
| Mississippi State..... | 5-8 | L |
| Mississippi State..... | 3-4 | L |

1958

| | | |
|-----------------|-----|---|
| at Alabama..... | 3-2 | W |
| at Alabama..... | 5-4 | W |

******* CHAMPIONS *******

1961

| | | |
|-------------|-----|---|
| LSU..... | 3-4 | L |
| at LSU..... | 5-6 | L |

1963

| | | |
|------------------|-----|---|
| at Ole Miss..... | 6-7 | L |
| OLE MISS..... | 7-4 | W |
| OLE MISS..... | 6-2 | W |

******* CHAMPIONS *******

1964

| | | |
|------------------|------|---|
| OLE MISS..... | 10-9 | W |
| at Ole Miss..... | 0-7 | L |
| at Ole Miss..... | 0-5 | L |

1965

| | | |
|---------------------|------|---|
| at Miss. State..... | 1-10 | L |
| MISS. STATE..... | 3-2 | W |
| MISS. STATE..... | 1-2 | L |

1967

| | | |
|------------------|-----|---|
| at Ole Miss..... | 2-1 | W |
| OLE MISS..... | 9-6 | W |

******* CHAMPIONS *******

1976

| | | |
|------------------|------|---|
| at Kentucky..... | 6-7 | L |
| KENTUCKY..... | 6-0 | W |
| KENTUCKY..... | 14-6 | W |

******* CHAMPIONS *******

Note: Auburn represented the SEC's Eastern Division in all of its championship series appearances except for 1976, when the Tigers were a member of the SEC West.

AUBURN SEC TOURNAMENT RECORDS

BATTING

GAMES PLAYED

Series: 5, by 27 players
 Career: 14, Jay Waggoner (1992-95)
 14, Mike Killimett (1991-94)
 14, Brandon Moore (1991-94)

AT BATS

Game: 8, Mike Killimett vs. Arkansas (5/19/94)
 8, Russell Whittenburg vs. Ark. (5/19/94)
 Series: 24, Chris Hart (1989) [5 games]
 Career: 59, Jay Waggoner (1992-95) [14 gms]
 59, Brandon Moore (1991-94) [14 gms]

RUNS

Game: 3, Tony Caldwell vs. Ole Miss (5/28/10)
 3, Heath Kelly vs. Arkansas (5/17/98)
 3, Andrew Albrecht vs. Ky. (5/17/91)
 3, Frank Thomas vs. Miss. St. (5/12/88)
 3, Dom Fucci vs. Miss. St. (5/15/78)
 Series: 7, Heath Kelly (1998) [5 games]
 Career: 11, Andrew Albrecht (1988-91) [12 gms]

HITS

Game: 4, Sean Gamble vs. Arkansas (5/23/02)
 4, Chad Wandall vs. Alabama (5/13/98)
 4, Shawn McNally vs. Ark. (5/19/94)
 4, Brandon Moore vs. Florida (5/13/92)
 4, Trey Gainous vs. Kentucky (5/15/87)
 Series: 11, Scott Pratt (1998) [5 games]
 Career: 19, Brandon Moore (1991-94) [14 gms]

RBI

Game: 5, Mark Bellhorn vs. LSU (5/20/95)
 Series: 8, Mitch Duke (1993) [4 games]
 Career: 13, Mark Bellhorn (1993-95) [12 gms]

DOUBLES

Game: 2, Heath Kelly vs. Alabama (5/16/98)
 2, Mailon Kent vs. Alabama (5/16/98)
 2, Brian Alyea vs. Miss. State (5/23/93)
 2, Tony Haney vs. LSU (5/14/87)
 2, Steve Renfroe vs. Vandy (5/13/80)
 2, J.B. Brown vs. Miss. State (5/13/78)
 Series: 4, Heath Kelly (1998) [5 games]
 Career: 6, Mailon Kent (1998-01) [12 games]

TRIPLES

Game: 1, Chris Christopher vs. Miss. St. (5/23/93)
 1, Jackson Burgreen vs. Kentucky (5/20/15)
 1, Anfernee Grier vs. Florida (5/21/15)
 1, Jonah Todd vs. Ole Miss (5/23/17)
 Series: 1, four times (most recently Todd in 2017, 3 gms)
 Career: 1, Chris Christopher (1991-93); Anfernee Grier (2014-16);
 Jackson Burgreen (2013-15); Jonah Todd (2017)

HOME RUNS

Game: 2, Frank Thomas vs. Georgia (5/12/89)
 2, Mark Bellhorn vs. LSU (5/20/95)
 Series: 3, Bryson Ware (2023) [3 games]
 2, Todd Faulkner (1998) [5 games]
 2, Mark Bellhorn (1995) [3 games]
 2, Mark Bellhorn (1994) [5 games]
 2, Cole Foster (2023) [3 games]
 2, Brandon Moore (1993) [4 games]
 2, Chris Hart (1989) [5 games]
 2, Frank Thomas (1989) [5 games]
 2, Dom Fucci (1978) [4 games]
 Career: 4, Frank Thomas (1987-89) [11 games]
 4, Mark Bellhorn (1993-95) [12 games]

STOLEN BASES

Game: 2, Jay Estes vs. Texas A&M (5/24/18)
 2, Jay Gonzalez vs. Georgia (5/23/12)
 2, Scott Pratt vs. Alabama (5/16/98)
 2, Shawn McNally vs. Ark. (5/19/94)
 Series: 3, Jay Estes (2018) [4 games]
 3, Melvin Gray (2015) [3 games]
 3, Chris Stanfield (2023) [3 games]

BASES ON BALLS

Game: 3, eight times, most recently by Ryan Bliss vs. Tennessee (5/21/19)
 Series: 9, Alan Mock (1980) [4 games]
 Career: 13, Mark Bellhorn (1993-95) [12 gms]

STRIKEOUTS

Game: 5, Russell Whittenburg vs. Ark. (5/19/94)
 Series: 8, Josh Etheredge (1997) [4 games]
 Career: 13, Josh Etheredge (1997-98) [9 games]

BATTING AVERAGE

Series [min. 15 AB]: .563, Brian Alyea (1993) [9-for-16 in 4 games]
 Career [min. 25 AB]: .481, Trey Gainous (1986-87) [13-for-27 in 6 games]

PITCHING

GAMES PITCHED

Series: 4, Scott Roney (1978)
 Career: 7, Scott Renner (1987-91)

GAMES STARTED

Series: 2, John Powell (1993)
 2, John Powell (1991)
 2, Phil Deriso (1980)
 Career: 6, John Powell (1991-94)

GAMES RELIEVED

Series: 4, Reid Roney (1978)
 Career: 6, Jon Hebel (1990-93)

WINS

Series: 2, Kevin Knorst (1998)
 2, Tommy Youngblood (1989)
 2, Gregg Olson (1987)
 Career: 2, Colter Bean (1996-00)
 2, Kevin Knorst (1997-98)
 2, Ryan Halla (1993-95)
 2, Mike Ferry (1989-90)
 2, Tommy Youngblood (1987-89)
 2, Gregg Olson (1986-88)
 2, Mark Shiflett (1978-80)

LOSSES

Series: 1, 52 times
 Career: 2, eight times

INNINGS PITCHED

Game: 9.0, Chris Morrison vs. Miss. (5/19/95)
 9.0, Kevin Humphreys vs. MSU (5/20/94)
 9.0, John Powell vs. Arkansas (5/19/94)
 Series: 11.0, Tommy Youngblood (1989)
 Career: 33.1, John Powell (1991-94)

STRIKEOUTS

Game: 13, John Powell vs. Ark. (5/19/94) [9 IP]
 Series: 14, John Powell (1991) [8.0 IP, 2 games]
 Career: 47, John Powell (1991-94) [33.1 IP]

BASES ON BALLS

Game: 5, six tied with
 Series: 8, Phil Deriso (1980) [9.0 IP, 2 games]
 Career: 15, Jon Hebel (1990-93) [13.0 IP]



HONORS AND AWARDS

ROTARY SMITH AWARD

1997 Tim Hudson, RHP-OF

ROTARY SMITH AWARD FINALIST

1997 Tim Hudson, RHP-OF
2000 Todd Faulkner, 1B

ALL-AMERICANS (33)

1958 Pat Duke, C (ABCA)
1962 Larry Nichols, CF (ABCA)
1964 Jimmy Barfield, 3B (ABCA)
1967 Q.V. Lowe, P (ABCA)
1978 Dom Fucci, 1B (ABCA)
1987 Gregg Olson, P (BA)
1988 Gregg Olson, P (ABCA, BA)
1989 Frank Thomas, 1B (Consensus)
1993 John Powell, P (ABCA, BA, CB)
1994 Jay Waggoner, 1B (NCBWA)
1995 Mark Bellhorn, SS (ABCA, BA)
Ryan Halla, P (ABCA, BA, CB)
Finley Woodward (ABCA, CB)
1997 Tim Hudson, UT (Consensus)
1999 Casey Dunn, C (ABCA, BA, CB)
Brent Schoening, P (ABCA, BA, CB)
Chris Bootcheck, P (CB)
2000 Todd Faulkner, 1B (Consensus)
Gabe Gross, OF (Consensus)
2003 Steven Register, P (CB)
2005 John Madden, RP (CB)
2010 Hunter Morris, 1B (ABCA, BA, CB, NCBWA)
Brian Fletcher, OF (ABCA, NCBWA)
2016 Anfernee Grier, OF (BA, NCBWA, D1, PG)
2017 Casey Mize, P (ABCA, BA, PG)
2018 Casey Mize, P (Consensus)
2019 Tanner Burns, P (PG)
2020 Ryan Bliss, SS (CB)
Tanner Burns, P (CB)
Rankin Woley, 3B (CB)
2021 Ryan Bliss, SS (ABCA, CB, D1, NCBWA, PG)
2022 Blake Burkhalter, RP (ABCA, NCBWA)
Sonny DiChiara, 1B (Consensus)

FRESHMEN ALL-AMERICANS (20)

1998 Todd Faulkner (CB)
Hayden Gliemmo (CB, BA, SN)
1999 Gabe Gross (CB, BA)
2000 Bobby Huddleston (BA)
Jonathan Schuerholz (CB-HM)
2001 Javon Moran (CB)
2002 Tug Hulett (CB-HM)
Chuck Jeroloman (CB-HM)
2006 Mike Bianucci (CB, BA)
Luke Greinke (CB)
2008 Grant Dayton (CB)
Brian Fletcher (CB, BA, NCBWA)
Hunter Morris (CB, BA, NCBWA)
2009 Casey McElroy (CB)
2014 Keegan Thompson (CB, BA, PG)
2018 Tanner Burns (BA, CB, D1, PG)
Cody Greenhill (CB, D1, NCBWA, PG)
Edouard Julien (BA, CB, D1, NCBWA, PG)
Steven Williams (CB, D1, PG)
2023 Ike Irish (CB, D1, NCBWA, PG)

ACADEMIC ALL-AMERICANS (13)

1972 Joe Haefner (1st Team)
1981 Robert Sorrell (2nd Team)
1982 Robert Sorrell (1st Team)
1987 David (Rock) Wilson (3rd Team)
1991 Jeff Letherman (1st Team)
1997 Adam Sullivan (2nd Team)
1999 Casey Dunn (1st Team)

2001 Gabe Gross (2nd Team)
2008 Ben Jones (2nd Team)
2015 Cole Lipscomb (2nd Team)
2017 Cole Lipscomb (1st Team)
2020 Rankin Woley (2nd Team)
2021 Rankin Woley (1st Team)

USA NATIONAL TEAM (11)

1987 Gregg Olson, P
1993 Mark Bellhorn, SS
1993 John Powell, P
1994 Mark Bellhorn, SS
2003 Steven Register, P
2006 Tom Slater, Assistant Coach
2008 Hunter Morris, IF
2015 Anfernee Grier, OF
2017 Casey Mize, P
2018 Tanner Burns, P
2022 Joseph Gonzalez, P

NATIONAL FRESHMAN OF THE YEAR

1998 Hayden Gliemmo, UT (BA)

ABCA SOUTH REGION
COACH OF THE YEAR

1994 Hal Baird

ABCA ALL-SOUTH REGION

1977 Joe Beckwith, P
1978 Dom Fucci, 1B
1982 Doug Gilcrease, SS (2nd)
1985 Paul Foster, OF
Bo Jackson, DH
1986 Paul Foster, OF
1987 Gregg Olson, P (2nd)
1988 Gregg Olson, P
1989 Clark Preble, OF
Frank Thomas, 1B
1990 Tim Edge, C (2nd)
1993 John Powell, P
Cliff Shanks, DH (2nd)
1994 Brandon Moore, SS (2nd)
Jay Waggoner, 1B (2nd)
1995 Mark Bellhorn, SS
Ryan Halla, P
Shawn McNally, OF
Finley Woodward, RP
Chris Morrison, P (2nd)
1997 Tim Hudson, P
Tim Hudson, OF
Casey Dunn, C (2nd)
2000 Todd Faulkner, 1B
Gabe Gross, OF
Chris Bootcheck, P (2nd)
2002 Bobby Huddleston, C
2003 Steven Register, P
Tug Hulett, 2B (2nd)
2005 John Madden, RP
2006 Mike Bianucci, DH
2007 Mike Bianucci, OF (2nd)
2010 Brian Fletcher, OF
Hunter Morris, 1B
Trent Mummey, OF (2nd)
2016 Anfernee Grier, OF (2nd)
2017 Casey Mize, P
Jonah Todd, OF (2nd)
2018 Casey Mize, P
Will Holland, SS
Edouard Julien, DH (2nd)
2021 Ryan Bliss, SS
Tyler Miller, 1B
2022 Blake Burkhalter, RP

2023 Sonny DiChiara, 1B
Bryson Ware, 3B
Cole Foster, SS (2nd)

NCBWA DISTRICT III
PLAYER OF THE YEAR

2000 Todd Faulkner, 1B
2018 Casey Mize, P

NATIONAL PLAYER OF THE WEEK

2000 Gabe Gross, OF (CB, 2/14)
2001 Gabe Gross, OF (NCBWA, 4/15)
2002 Eric Brandon, RHP (NCBWA, 3/4)
Eric Brandon, RHP (CB, 3/4)
Colby Paxton, RHP (CB, 3/18)
2007 Josh Donaldson, C (CB, 2/12)
2010 Brian Fletcher, OF (NCBWA, 3/1)
Hunter Morris, 1B (NCBWA, 3/22)
2018 Casey Mize, RHP (NCBWA, PG, CB 3/13)
Casey Mize, RHP (PG, CB, 5/8)
Will Holland, SS (NCBWA, CB, 5/23)
2019 Tanner Burns, RHP (NCBWA, PG, 3/5)
Steven Williams, OF (PG, 6/4)
2022 Sonny DiChiara, 1B (3/1)
Ryan Dyal, C (3/8)
2023 Cooper McMurray, 1B (4/25)

SEC PLAYER OF THE YEAR

1997 Tim Hudson, RHP-OF
2010 Hunter Morris, 1B
2022 Sonny DiChiara, 1B

SEC COACH OF THE YEAR

1937 Dell Morgan
1958 Joe Connally
1963 Paul Nix
1967 Paul Nix
1976 Paul Nix
1978 Paul Nix

SEC SCHOLAR-ATHLETE OF THE YEAR

2009 Ben Jones, OF
2010 Corey Luckie, LHP
2020 Rankin Woley, 3B

ALL-SEC

1951 Bill Letchworth, P
1952 Inman Veal, UT
1954 Jim Pyburn, 3B
Doug Dickey, CF
Paul Susce, P
1955 Doug Dickey, RF
1956 Alton Shell, RF
1957 Rex Frederick, RF
1958 L.F. Lanier, RF
Pat Duke, C
Red Roberts, P
1960 Jim Douglas, 2B
Alan Koch, P
1961 Jim Douglas, 2B
Larry Nichols, OF
1962 Larry Nichols, OF
1963 Jim Bachus, OF
Vic Svetlay, C
Joe Overton, P
1964 Jimmy Martin, 2B
Jim Barfield, 3B
Otis Bibb, UT
Harry Doles, C
Jimmy Crysel, P
1965 Pete McKenzie, 2B
Dink Haire, OF





HONORS AND AWARDS

- Harry Doles, C
- Monte Sharpe, P
- 1966** Scotty Long, SS
- Frank Fryer, OF
- Q.V. Lowe, P
- 1967** Greg Golden, 3B
- Rick Countryman, OF
- Q.V. Lowe, P
- 1968** Frank Baldasare, 1B
- George Simmons, OF
- 1969** John Shafer, SS
- 1970** Andy Merchant, C
- 1971** Joe Martin, OF
- Andy Merchant, C
- 1972** Joe Haefner, OF
- Andy Merchant, C
- 1974** Vick Sharek, 3B
- Davis May, P
- 1976** Richie Howard, 3B
- Curt Cope, OF
- Tommy Morton, C
- Joe Beckwith, P
- Robert Hudson, P
- 1977** Joe Beckwith, P
- 1978** Dom Fucci, 1B
- J.B. Brown, 2B
- 1982** Doug Gilcrease, SS
- 1985** Paul Foster, OF
- 1986** Paul Foster, OF
- 1987** Frank Thomas, 1B
- Gregg Olson, P
- Rock Wilson, OF
- Kevin Henry, 3B (2nd)
- 1988** Frank Thomas, 1B
- Clark Preble, OF
- Gregg Olson, P
- Kevin Henry, 3B (2nd)
- 1989** Frank Thomas, 1B
- Tommy Youngblood, P
- 1990** Tim Edge, C
- 1991** John Powell, P
- 1992** John Powell, P (2nd)
- 1993** Mitch Duke, C
- John Powell, P
- Cliff Shanks, DH (2nd)
- 1994** Jay Waggoner, 1B
- Kevin Chabot, DH (2nd)
- Mike Killmet, OF (2nd)
- Brandon Moore, SS (2nd)
- John Powell, P (2nd)
- 1995** Mark Bellhorn, SS
- Chris Morrison, P
- Kevin Chabot, OF (2nd)
- Ryan Halla, P (2nd)
- Jay Waggoner, 1B (2nd)
- 1996** Josh Etheredge, 1B (2nd)
- 1997** Casey Dunn, C
- Tim Hudson, P
- Tim Hudson, OF
- Adam Sullivan, OF (2nd)
- 1998** Todd Faulkner, DH
- Josh Etheredge, OF (2nd)
- Scott Pratt, SS (2nd)
- 1999** Casey Dunn, C
- Brent Schoening, P
- Mailon Kent, OF (2nd)
- 2000** Chris Bootcheck, P
- Todd Faulkner, 1B
- Gabe Gross, OF
- Colter Bean, P (2nd)
- Mailon Kent, OF (2nd)
- 2001** Gabe Gross, OF

- Mailon Kent, OF (2nd)
- 2002** Bobby Huddleston, DH (2nd)
- Trent Pratt, C (2nd)
- 2003** Steven Register, P
- Tug Hulett, 2B
- Karl Amonite, 1B (2nd)
- Bobby Huddleston, DH (2nd)
- Javon Moran, OF (2nd)
- 2004** Steven Register, P (2nd)
- 2005** Josh Bell, C
- John Madden, RP
- Clete Thomas, OF (2nd)
- 2006** Mike Bianucci, DH (1st & FR)
- Luke Greinke, OF (FR)
- 2007** Mike Bianucci, OF (2nd)
- Robert Brooks, 2B (FR)
- 2008** David Cunningham, 3B (FR)
- Grant Dayton, SP (FR)
- Brian Fletcher, OF (FR)
- Hunter Morris, 1B (2nd & FR)
- 2010** Grant Dayton, SP (2nd)
- Brian Fletcher, OF
- Ryan Jenkins, C (2nd)
- Hunter Morris 1B
- Trent Mummey, OF
- Kevin Patterson, DH
- 2011** Casey McElroy, SS
- Tony Caldwell, C (2nd)
- Ryan Tella, OF (2nd)
- 2013** Garrett Cooper, 1B (2nd)
- 2014** Keegan Thompson, SP (FR)
- 2015** Cole Lipscomb, SP (2nd)
- 2016** Anfernee Grier, OF (2nd)
- 2017** Jonah Todd, OF (2nd)
- 2018** Casey Mize, SP
- Will Holland, SS (2nd)
- Tanner Burns, SP (FR)
- Cody Greenhill, RP (FR)
- Edouard Julien, DH (FR)
- Steven Williams, OF (FR)
- Luke Jarvis, 2B (DEF)
- 2019** Ryan Bliss, 2B (FR)
- 2021** Ryan Bliss, SS (2nd)
- 2022** Sonny DiChiara, 1B (1st)
- Blake Burkhalter, RP (2nd)
- Blake Rambusch, 3B (DEF)
- 2023** Bryson Ware, 3B (2nd)
- Ike Irish, DH (FR)
- Kason Howell, OF (DEF)

SEC ALL-EASTERN DIVISION

- 1961** Jack Anderson, 1B
- Jim Douglas, 2B
- Larry Nichols, OF
- Jim Boyd, Pp
- 1962** Wayne Fowler, UT
- Larry Nichols, OF
- Joe Overton, P
- 1963** Otis Bibb, SS
- Jim Bachus, CF
- Vic Svetley, C
- Joe Overton, P
- 1964** Jimmy Martin, 2B
- Jim Barfield, 3B
- Otis Bibb, SS
- Jim Bachus, OF
- Dink Haire, OF
- Harry Doles, C
- Jim Crysel, P
- 1965** Pete McKenzie, 2B
- Dink Haire, OF

- Frank Fryer, OF
- Harry Doles, C
- Monte Sharpe, P
- 1966** Ralph Wells, 3B
- Scotty Long, SS
- Frank Fryer, OF
- Q.V. Lowe, P
- 1967** Pete McKenzie, 2B
- Greg Golden, 3B
- Scotty Long, UT
- Rick Countryman, OF
- Q.V. Lowe, P
- 1968** Frank Baldasare, 1B
- Greg Golden, 3B
- George Simmons, OF
- 1969** John Shafer, SS
- Andy Merchant, C
- 1970** Pete Rancont, SS
- Andy Merchant, C
- 1971** Pete Rancont, SS
- Joey Martin, OF
- Andy Merchant, C
- Earl Nance, P
- 1972** Joe Haefner, OF
- Andy Merchant, C
- 1973** Vic Sharek, 3B
- Mark Hatchett, OF
- 1974** Vic Sharek, 3B
- David May, P

SEC ALL-WESTERN DIVISION

- 1976** Dave Duffner, 1B
- Mickey Miller, 2B
- Richie Howard, 3B
- Curt Cope, OF
- Tommy Morton, C
- Joe Beckwith, P
- Robert Hudson, P
- 1977** John Trageser, C
- Joe Beckwith, P
- 1978** Dom Fucci, 1B
- J.B. Brown, 2B
- Pat Keedy, SS
- 1979** Dom Fucci, 1B
- Robert Sorrell, OF
- 1980** Steve Renfroe, OF
- 1981** Johnny Tutt, OF
- 1982** Doug Gilcrease, SS
- David Mogentale, OF
- 1985** Paul Foster, OF

SEC PLAYER OF THE WEEK

- 1987** Tony Haney (3/23)
- Frank Thomas (4/7)
- 1988** Jeff Livesey (3/22)
- 1989** Clark Preble (4/17)
- 1990** Todd O'Donnell (4/2)
- Tim Edge (4/10)
- 1991** Brannen Veal (3/18)
- Andrew Albrecht (3/25)
- 1995** Shawn McNally (5/8)
- 1996** Josh Etheredge (4/1)
- 1997** Josh Etheredge (5/5)
- 1999** Jamie Kersh (3/29)
- Casey Dunn (5/17)
- 2000** Gabe Gross (3/20)
- Todd Faulkner (5/15)
- 2001** Gabe Gross (2/12)
- Gabe Gross (4/16)
- Mailon Kent (4/23)
- Mailon Kent (5/14)
- 2002** Trent Pratt (5/13)



HONORS AND AWARDS

2003 Josh Bell (2/17)
Bobby Huddleston (3/3)
Tug Hulett (3/24)

2005 Josh Bell (3/28)

2006 Mike Bianucci (2/20)

2007 Mike Bianucci (2/26)

2010 Brian Fletcher (3/1)
Hunter Morris (3/22)
Justin Fradejas (4/12)
Hunter Morris (4/26)
Trent Mummey (5/3)

2011 Casey McElroy (3/21)

2012 Ryan Tella (3/26)
Blake Austin (4/29)

2013 Damek Tomscha (5/6)

2015 Anfernee Grier (3/2)

2017 Josh Anthony (4/24)
Jonah Todd (5/1)

2018 Will Holland (5/21)

2022 Sonny DiChiara (4/11)

SEC PITCHER OF THE WEEK

1989 Tommy Youngblood (5/8)

1991 John Powell (4/29)

1992 Mark Fuller (5/4)

1993 John Powell (4/19)

1994 John Powell (5/2)

1995 Ryan Halla (4/3)
Chris Morrison (4/24)

1997 Tim Hudson (3/31)

1998 Hayden Gliemmo (4/6)

2000 Colter Bean (3/27)
Colter Bean (4/17)

2001 Hayden Gliemmo (4/2)

2002 Eric Brandon (3/4)
Colby Paxton (3/18)

2005 Josh Sullivan (3/14)

2008 Bryan Woodall (3/24)

2012 Derek Varnadore (2/20)

2013 Conner Kendrick (5/20)

2015 Keegan Thompson (4/13)
Cole Lipscomb (4/20)

2016 Justin Camp (4/18)

2017 Keegan Thompson (3/6)

2018 Casey Mize (3/12)
Casey Mize (3/19)
Casey Mize (5/7)

2019 Tanner Burns (3/4)
Jack Owen (3/11)

2021 Trace Bright (3/1)
Richard Fitts (5/24)

2022 Josep Gonzalez (4/11)

2023 Cooper McMurray (4/24)

SEC FRESHMAN OF THE WEEK

2007 Taylor Thompson (4/9)

2008 Grant Dayton (5/5)

2011 Dillon Ortman (4/11)

2013 Jordan Ebert (5/13)

2014 Keegan Thompson (3/3)

2017 Will Holland (3/20)
Davis Daniel (3/27)

2018 Steven Williams (4/23)

2019 Ryan Bliss (5/6)

2023 Ike Irish (2/20, 2/27, 5/22)

NCAA REGIONAL TOURNAMENT MVP

1994 John Powell, P

1997 Tim Hudson, P-OF

1999 Mailon Kent, OF

2018 Josh Anthony, 1B

2019 Steven Williams, OF

2022 Brody Moore, SS

NCAA REGIONAL ALL-TOURNAMENT

1987 Rock Wilson, OF

1989 Joe Siwa, C
Frank Thomas, 1B

1993 John Powell, P
Cliff Shanks, DH

1994 Robert Lewis, C
Mark Bellhorn, 2B
Mike Killimett, OF
Dallan Ruch, DH
John Powell, P

1995 Mark Bellhorn, SS
Kirby Clark, C
Ryan Halla, P
Mark Weeks, 3B

1997 Josh Etheredge, DH
Bryan Hebson, P
Tim Hudson, P
Jamie Kersh, 1B
Rob Macrory, 2B
Adam Sullivan, OF
Chad Wandall, 3B

1998 Josh Etheredge, OF
Todd Faulkner, 1B
Heath Kelly, 2B
Scott Pratt, SS
Brent Schoening, P

1999 Casey Dunn, C
Todd Faulkner, 1B
Dominic Rich, 2B
Mailon Kent, OF
Hayden Gliemmo, P

2000 Todd Faulkner, 1B
Gabe Gross, OF

2001 Eric Brandon, P
Todd Faulkner, 1B
Gabe Gross, OF
Jonathan Schuerholz, SS

2003 Javon Moran, OF
Colby Paxton, OF
Scott Schade, 3B

2005 Karl Amonite, 1B
Josh Donaldson, 3B
Bruce Edwards, OF
Tyler Johnstone, 2B
Clete Thomas, OF

2010 Justin Fradejas, OF
Ryan Jenkins, C
Hunter Morris, 1B
Trent Mummey, DH

2015 Jackson BURGEE, OF

2018 Josh Anthony, 1B
Jay Estes, OF
Edouard Julien, DH
Casey Mize, SP
Brendan Venter, 3B
Steven Williams, OF

2019 Ryan Bliss, 2B
Richard Fitts, RP
Bailey Horn, SP
Edouard Julien, 3B
Judd Ward, OF
Steven Williams, OF

2022 Mason Barnett, SP
Mike Bello, OF
Brooks Carlson, DH
Sonny DiChiara, 1B
Cole Foster, 2B

Joseph Gonzalez, SP
Kason Howell, OF
Nate LaRue, C
Brody Moore, SS
Ike Irish, OF

2023

SEC ALL-TOURNAMENT

1978 Dom Fucci, 1B
J.B. Brown, 2B
Bo Fucci, DH

1980 Johnny Tutt, OF
Darrell Wilkes, OF
John Metasavage, DH

1986 Trey Gainous, OF
Pat Bailey, UT

1987 Kevin Henry, 3B
Trey Gainous, OF

1989 Chris Hart, OF
Jeff Leatherman, 2B
Clark Preble, OF
Frank Thomas, 1B
Tommy Youngblood, P

1993 Brian Alyea, 1B
Mitch Duke, C

1994 Mark Bellhorn, 2B
Ryan Halla, P
Shawn McNally, 3B
John Powell, P
Frank Sanders, OF

1995 Mark Bellhorn, SS

1997 Kevin Knorst, P

1998 Hayden Gliemmo, OF
Heath Kelly, 2B
Chad Wandall, 3B

1999 Mailon Kent, OF

2003 Bobby Huddleston, C
Arnold Hughey, P
Javon Moran, OF
Blake Logan, C

2017 Jay Estes, OF

2018 Edouard Julien, DH

2019 Edouard Julien, 3B

2023 Cole Foster, SS
Bryson Ware, 3B

ACADEMIC ALL-SEC

1971 Jack Baker, 1B
Pete Rancont, SS
Earl Nance, P

1972 Joe Haefner, LF

1973 Bill Lawrence, P

1974 Vic Sharek, 3B

1975 Dennis Bailey, CF

1976 Robert Hudson, P

1977 Robert Hudson, P

1979 Lynn Humphries, P

1981 Alan Mock, 2B
Robert Sorrell, OF

1982 Russell Smith, 2B
Robert Sorrell, OF
Sam Sasso, OF
Gary Smith, P

1983 Russell Smith, 2B

1985 Scott Tillery
Rock Wilson

1986 Tony Haney
Rock Wilson

1987 Tony Haney
Rock Wilson

1988 Tony Haney
Clark Preble

1989 Derek Crownover

Jeff Leatherman
Clark Preble
Tommy Youngblood

1990

Mickey Tomey, C
Jeff Leatherman
John Moorer
Todd O'Donnell

1991 Tommy Carter
Mark Fuller, P
Jon Hebel, P
Jeff Leatherman
Todd O'Donnell

1992 Mark Fuller, P
Todd O'Donnell
Mickey Tomey, C

1993 Jason Johnson, P
Jay Waggoner, 3B

1994 Jay Waggoner, 1B
Russell Whittenburg, OF

1995 Todd Gober, P
Jason LeBoeuf, P

1996 Elliot Brown, P
Kirby Clark, C
Adam Sullivan, OF

1997 Stephen Chambless, IF
Casey Dunn, C
Adam Sullivan, OF
Patrick Wootton, C

1998 Tucker Dearth, OF
Casey Dunn, C
George Jones, P
Kevin Knorst, P
Derek Reif, OF

1999 Tucker Dearth, OF
Casey Dunn, C
Todd Faulkner, 1B
Mailon Kent, OF
Derek Reif, OF
Joseph Zanthos, OF

2000 Tucker Dearth,
Todd Faulkner, 1B
Gabe Gross, OF
Mailon Kent, OF
Kevin Knorst, P
Lynn Shoop, OF
Joseph Zanthos, 1B

2001 Gabe Gross, OF
Mailon Kent, OF
Kevin Knorst, P
Lynn Shoop, OF
Joseph Zanthos, 1B

2002 Gabe Gross, OF
Mailon Kent, OF
Lynn Shoop, OF
Trent Wilson, OF
Colby Paxton, P
Scott Schade, 3B
Josh Todd, IF

2004 Grant Cardwell, P
Lee Carter, P
Arnold Hughey, P
Nick Hulling, C
Colby Paxton, P

2005 Ted Bryant, P
Grant Cardwell, P
Chris Dennis, P
Mike Hnytko, C
Derek Sain, OF

2006 Josh Blake, P
Grant Cardwell, P
Andrew Hall, P
Clarence Nicely, P





HONORS AND AWARDS

- 2007** Josh Blake, P
Blake Carver, P
Chris Dennis, P
Ben Jones, OF
Philip Stringer, IF
- 2008** Paul Burnside, P
Evan Crawford, P
Jamie Drinkard, OF
Michael Hurst, P
Ben Jones, OF
- 2009** Justin Hargett, IF
Austin Hubbard, P
Michael Hurst, P
Jon Luke Jacobs, P
Ryan Jenkins, C
Ben Jones, OF
Cory Luckie, P
Chris O'Neil, P
Kevin Patterson, OF
- 2010** Zach Blatt
Dan Gamache
Justin Hargett
Austin Hubbard
Jon Luke Jacobs
Cory Luckie
Hunter Morris
Chris O'Neil
Kevin Patterson
- 2011** Brooks Beisner
Zach Blatt
Caleb Bowen
Justin Hargett
Jon Luke Jacobs
Cory Luckie
Chris O'Neil
Kevin Patterson
Patrick Savage
Mitchell Self
Derek Varnadore
- 2012** Bobby Andrews
Zach Blatt
Jon Luke Jacobs
Cory Luckie
Patrick Savage
Mitchell Self
Creede Simpson
Derek Varnadore
- 2013** Bobby Andrews
Zach Blatt
Cameron Blinks
Trey Cochran-Gill
Jordan Ebert
Sam Gillikin
Cole Lipscomb
Michael O'Neal
Dillon Ortman
Kody Ortman
Patrick Savage
Mitchell Self
- 2014** Brett Binning
Trey Cochran-Gill
Kevin Davis
Jordan Ebert
Sam Gillikin
Damon Haecker
Cole Lipscomb
Blake Logan
Michael O'Neal
Patrick Savage
JJ Shaffer
Connor Short
Keegan Thompson

- 2015** Derek Varnadore
Robby Clements
Kevin Davis
Sam Gillikin
Anfernee Grier
Cole Lipscomb
Blake Logan
Sam Mason
Rocky McCord
Austin Murphy
Cody Nulph
JJ Shaffer
Keegan Thompson
Izaac Yarbrough
- 2016** Ryan Brymer
Justin Camp
Colton Campbell
Kevin Davis
Jordan Ebert
Marc Frazier
Sam Gillikin
Cole Lipscomb
Blake Logan
Sam Mason
Andrew Mitchell
Cody Nulph
JJ Shaffer
Keegan Thompson
Izaac Yarbrough
- 2017** Kevin Davis
Bo Decker
Sam Gillikin
Dylan Ingram
Luke Jarvis
Jeremy Johnson
Gabe Klobosits
Cole Lipscomb
Blake Logan
Andrew Mitchell
JJ Shaffer
Keegan Thompson
- 2018** Elliott Anderson
Davis Daniel
Conor Davis
Corey Herndon
Dylan Ingram
Luke Jarvis
Jeremy Johnson
Welby Malczewski
Andrew Mitchell
Ryan Watson
- 2019** Elliott Anderson
Tanner Burns
Davis Daniel
Conor Davis
Peyton Glavine
Chase Hall
Ford Luttrell
Brett Olson
Jack Owen
Blake Schilleci
- 2020** Tanner Burns
Conor Davis
Richard Fitts
Brooks Fuller
Peyton Glavine
Cody Greenhill
Chase Hall
Jack Owen
Matt Scheffler
John Samuel Shenker
Carson Skipper

- Garrett Wade
Judd Ward
Ryan Watson
Rankin Woley
- 2021** Mason Barnett
Trace Bright
Brayton Brown
Blake Burkhalter
Garrett Farquhar
Richard Fitts
Brooks Fuller
Cody Greenhill
Tyler Miller
Will Morrison
Hayden Mullins
Jack Owen
Garrett Wade
Rankin Woley
- 2022** Mason Barnett
Trace Bright
Blake Burkhalter
Garrett Farquhar
Brooks Fuller
Josh Hall
Hayden Mullins
Garrett Wade
Bryson Ware
Tanner Bauman
Ben Bosse
Elliott Bray
Caden Green
Josh Hall
Christian Herberholz
Cam Hill
Trevor Horne
Ike Irish
Gavin Miller
Drew Nelson
Ryan Olson
Caleb Pittman
Alex Wade
Bryson Ware
Carter Wright



AUBURN IN MLB

JACK BAKER

Table with columns: Year, Team, G, Avg, AB, R, H, RBI, 2B, 3B, HR. Rows for 1976, 1977, and Totals (2 years).

SAM BARNES

Table with columns: Year, Team, G, Avg, AB, R, H, RBI, 2B, 3B, HR. Row for 1921 Detroit.

COLTER BEAN

Table with columns: Year, Team, G/GS, W-L, SV, ERA, IP, H, BB, SO. Rows for 2005, 2006, 2007, and Totals (3 years).

JOE BECKWITH

Table with columns: Year, Team, G/GS, W-L, SV, ERA, IP, H, BB, SO. Rows for 1979, 1980, 1982, 1983, 1984, 1985, 1986, and Totals (7 years).

MARK BELLHORN

Table with columns: Year, Team, G, Avg, AB, R, H, RBI, 2B, 3B, HR. Rows for 1997, 1998, 2000, 2001, 2002, 2003, 2004, 2005, 2006, 2007, and Totals (10 years).

CHRIS BOOTCHECK

Table with columns: Year, Team, G/GS, W-L, SV, ERA, IP, H, BB, SO. Rows for 2003, 2005, 2006, 2007, 2008, 2009, 2013, and Totals (7 years).

BEN BRAYMER

Table with columns: Year, Team, G/GS, W-L, SV, ERA, IP, H, BB, SO. Row for 2020 Washington.

SOL CARTER

Table with columns: Year, Team, G/GS, W-L, SV, ERA, IP, H, BB, SO. Row for 1931 Philadelphia.

JUSTIN CHRISTIAN

Table with columns: Year, Team, G, Avg, AB, R, H, RBI, 2B, 3B, HR. Rows for 2008, 2011, 2012, and Totals (3 years).

GARRETT COOPER

Table with columns: Year, Team, G, Avg, AB, R, H, RBI, 2B, 3B, HR. Rows for 2017, 2018, 2019, 2020, 2021, 2022, 2023, and Totals (7 years).

EVAN CRAWFORD

Table with columns: Year, Team, G/GS, W-L, SV, ERA, IP, H, BB, SO. Row for 2012 Toronto.

Davis Daniel

Table with columns: Year, Team, G/GS, W-L, SV, ERA, IP, H, BB, SO. Row for 2023 L.A. (AL).

GRANT DAYTON

Table with columns: Year, Team, G/GS, W-L, SV, ERA, IP, H, BB, SO. Rows for 2016, 2017, 2018, 2019, 2020, 2021, and Totals (5 years).

JOSH DONALDSON

Table with columns: Year, Team, G, Avg, AB, R, H, RBI, 2B, 3B, HR. Rows for 2010, 2012, 2013, 2014, 2015, 2016, 2017, 2018, 2019, 2020, 2021, 2022, 2023, and Totals (13 years).

CHARLIE GIBSON

Table with columns: Year, Team, G, Avg, AB, R, H, RBI, 2B, 3B, HR. Row for 1924 Philadelphia.

GEORGE GRANT

Table with columns: Year, Team, G/GS, W-L, SV, ERA, IP, H, BB, SO. Rows for 1923, 1924, 1925, 1927, 1928, 1929, 1931, and Totals (7 years).

IVY GRIFFIN

Table with columns: Year, Team, G, Avg, AB, R, H, RBI, 2B, 3B, HR. Rows for 1919, 1920, 1921, and Totals (3 years).

GABE GROSS

Table with columns: Year, Team, G, Avg, AB, R, H, RBI, 2B, 3B, HR. Rows for 2004, 2005, 2006, 2007, 2008, 2009, 2010, and Totals (7 years).

JOSH HANCOCK

Table with columns: Year, Team, G/GS, W-L, SV, ERA, IP, H, BB, SO. Rows for 2002, 2003, 2004, 2005, 2006, 2007, and Totals (6 years).

BRYAN HEBSON

Table with columns: Year, Team, G/GS, W-L, SV, ERA, IP, H, BB, SO. Row for 2003 Montreal.

BILL HIGDON

Table with columns: Year, Team, G, Avg, AB, R, H, RBI, 2B, 3B, HR. Row for 1949 Chicago (AL).

BILLY HITCHCOCK (PLAYER)

Table with columns: Year, Team, G, Avg, AB, R, H, RBI, 2B, 3B, HR. Rows for 1942, 1946, 1947, 1948, 1949, 1950, 1951, 1952, 1953, and Totals (9 years).

BILLY HITCHCOCK (MANAGER)

Table with columns: Year, Team, W-L, Pct., Finish. Rows for 1960, 1962, 1963, 1966, 1967, and Totals (5 years).

JIMMY HITCHCOCK

Table with columns: Year, Team, G, Avg, AB, R, H, RBI, 2B, 3B, HR. Row for 1938 Boston (NL).

TIM HUDSON

Table with columns: Year, Team, G/GS, W-L, SV, ERA, IP, H, BB, SO. Rows for 1999, 2000, 2001, 2002, 2003, 2004, 2005, 2006, 2007, 2008, 2009, 2010, 2011, 2012, 2013, 2014, 2015, and Totals (17 yrs).

TUG HULETT

Table with columns: Year, Team, G, Avg, AB, R, H, RBI, 2B, 3B, HR. Rows for 2008, 2009, and Totals (2 years).

BO JACKSON

Table with columns: Year, Team, G, Avg, AB, R, H, RBI, 2B, 3B, HR. Rows for 1986, 1987, 1988, 1989, 1990, 1991, 1992, 1993, 1994, and Totals (8 years).

STACY JONES

Table with columns: Year, Team, G/GS, W-L, SV, ERA, IP, H, BB, SO. Rows for 1991, 1996, and Totals (2 years).

EDOUARD JULIEN

Table with columns: Year, Team, G, Avg, AB, R, H, RBI, 2B, 3B, HR. Row for 2023 Minnesota.

PAT KEEDY

Table with columns: Year, Team, G, Avg, AB, R, H, RBI, 2B, 3B, HR. Rows for 1985, 1987, 1989, and Totals (3 years).

GABE KLOBOSITS

Table with columns: Year, Team, G/GS, W-L, SV, ERA, IP, H, BB, SO. Row for 2021 Washington.

ALAN KOCH

Table with columns: Year, Team, G/GS, W-L, SV, ERA, IP, H, BB, SO. Rows for 1963, 1964, and Totals (2 years).

BILL LATHAM

Table with columns: Year, Team, G/GS, W-L, SV, ERA, IP, H, BB, SO. Rows for 1985, 1986, and Totals (2 years).

TERRY LEACH

Table with columns: Year, Team, G/GS, W-L, SV, ERA, IP, H, BB, SO. Rows for 1981, 1982, 1985, 1986, 1987, 1988, 1989, 1990, 1991, 1992, and Totals (10 years).

ERNIE MANNING

Table with columns: Year, Team, G/GS, W-L, SV, ERA, IP, H, BB, SO. Row for 1914 St. Louis.

ANDY MERCHANT

Table with columns: Year, Team, G, Avg, AB, R, H, RBI, 2B, 3B, HR. Rows for 1975, 1976, and Totals (2 years).





AUBURN IN MLB

CASEY MIZE

| Year | Team | G/GS | W-L | SV | ERA | IP | H | BB | SO | |
|-------------------------|---------|--------------|-------------|----------|-------------|--------------|------------|-----------|------------|--|
| 2020 | Detroit | 7/7 | 0-3 | 0 | 6.99 | 28.1 | 29 | 13 | 26 | |
| 2021 | Detroit | 30/30 | 7-9 | 0 | 3.71 | 150.1 | 130 | 41 | 118 | |
| 2022 | Detroit | 2/2 | 0-1 | 0 | 5.40 | 10.0 | 13 | 2 | 4 | |
| 2023 | Detroit | DNP-INJURED | | | | | | | | |
| Totals (3 years) | | 39/39 | 7-13 | 0 | 4.29 | 188.2 | 172 | 56 | 148 | |

GUS NIARHOS

| Year | Team | G | Avg | AB | R | H | RBI | 2B | 3B | HR |
|-------------------------|-------------------|------------|-------------|------------|------------|------------|-----------|-----------|----------|----------|
| 1946 | New York (AL) | 37 | .225 | 40 | 11 | 9 | 2 | 1 | 1 | 0 |
| 1948 | New York (AL) | 83 | .268 | 228 | 41 | 61 | 19 | 12 | 2 | 0 |
| 1949 | New York (AL) | 32 | .279 | 43 | 7 | 12 | 6 | 2 | 1 | 0 |
| 1950 | NYV/CHW | 42 | .324 | 105 | 17 | 34 | 16 | 4 | 0 | 0 |
| 1951 | Chicago (AL) | 41 | .256 | 168 | 27 | 43 | 10 | 6 | 0 | 1 |
| 1952 | Boston (AL) | 29 | .103 | 58 | 4 | 6 | 4 | 0 | 0 | 0 |
| 1953 | Boston (AL) | 16 | .200 | 35 | 6 | 7 | 2 | 1 | 1 | 0 |
| 1954 | Philadelphia (NL) | 3 | .200 | 5 | 0 | 1 | 0 | 0 | 0 | 0 |
| 1955 | Philadelphia (NL) | 7 | .111 | 9 | 1 | 1 | 0 | 0 | 0 | 0 |
| Totals (9 years) | | 315 | .252 | 691 | 114 | 174 | 59 | 26 | 5 | 1 |

WILLARD NIXON

| Year | Team | G/GS | W-L | SV | ERA | IP | H | BB | SO |
|-------------------------|-------------|----------------|--------------|----------|-------------|---------------|-------------|------------|------------|
| 1950 | Boston (AL) | 22/15 | 8-6 | 2 | 6.04 | 101.1 | 126 | 58 | 57 |
| 1951 | Boston (AL) | 33/14 | 7-4 | 1 | 4.90 | 125.0 | 136 | 56 | 70 |
| 1952 | Boston (AL) | 23/13 | 5-4 | 0 | 4.86 | 103.2 | 115 | 61 | 50 |
| 1953 | Boston | 23/15 | 4-8 | 0 | 3.93 | 116.2 | 114 | 59 | 57 |
| 1954 | Boston | 31/30 | 11-12 | 0 | 4.06 | 199.2 | 182 | 87 | 102 |
| 1955 | Boston | 31/31 | 12-10 | 0 | 4.07 | 208.0 | 207 | 85 | 95 |
| 1956 | Boston | 23/22 | 9-8 | 0 | 4.21 | 145.1 | 142 | 57 | 74 |
| 1957 | Boston | 29/29 | 12-13 | 0 | 3.68 | 191.0 | 207 | 56 | 96 |
| 1958 | Boston | 10/8 | 1-7 | 0 | 6.02 | 43.1 | 48 | 11 | 15 |
| Totals (9 years) | | 225/177 | 69-72 | 3 | 4.39 | 1234.0 | 1277 | 530 | 616 |

JOSH PALACIOS

| Year | Team | G | Avg | AB | R | H | RBI | 2B | 3B | HR |
|------------------------|------------|------------|-------------|------------|-----------|-----------|-----------|-----------|----------|-----------|
| 2021 | Toronto | 13 | .200 | 35 | 7 | 7 | 4 | 0 | 0 | 0 |
| 2022 | Washington | 29 | .213 | 47 | 8 | 10 | 2 | 2 | 0 | 0 |
| 2023 | Pittsburgh | 91 | .239 | 247 | 26 | 59 | 40 | 9 | 2 | 10 |
| Total (3 years) | | 133 | .231 | 329 | 41 | 76 | 46 | 11 | 2 | 10 |

GREGG OLSON

| Year | Team | G/GS | W-L | SV | ERA | IP | H | BB | SO |
|--------------------------|------------|--------------|--------------|------------|-------------|--------------|------------|------------|------------|
| 1988 | Baltimore | 10/0 | 1-1 | 0 | 3.27 | 11.0 | 10 | 10 | 9 |
| 1989 | Baltimore | 64/0 | 5-2 | 27 | 1.69 | 85.0 | 57 | 46 | 90 |
| 1990 | Baltimore | 64/0 | 6-5 | 37 | 2.42 | 74.1 | 57 | 31 | 74 |
| 1991 | Baltimore | 72/0 | 4-6 | 31 | 3.18 | 73.2 | 74 | 29 | 72 |
| 1992 | Baltimore | 60/0 | 1-5 | 36 | 2.05 | 61.1 | 46 | 24 | 58 |
| 1993 | Baltimore | 50/0 | 0-2 | 29 | 1.60 | 45.0 | 37 | 18 | 44 |
| 1994 | Atlanta | 16/0 | 0-2 | 1 | 9.20 | 14.2 | 19 | 13 | 10 |
| 1995 | Cle./K.C. | 23/0 | 3-3 | 3 | 4.09 | 33.0 | 28 | 19 | 21 |
| 1996 | Det./Hou. | 52/0 | 4-0 | 8 | 4.99 | 52.1 | 55 | 35 | 37 |
| 1997 | Minn./K.C. | 45/0 | 4-3 | 1 | 5.58 | 50.0 | 58 | 28 | 34 |
| 1998 | Arizona | 64/0 | 3-4 | 30 | 3.01 | 68.2 | 56 | 25 | 55 |
| 1999 | Arizona | 61/0 | 9-4 | 14 | 3.71 | 60.2 | 54 | 25 | 45 |
| 2000 | LA (N.L.) | 13/0 | 0-1 | 0 | 5.09 | 17.2 | 21 | 7 | 15 |
| 2001 | LA (N.L.) | 28/0 | 0-1 | 0 | 8.03 | 24.2 | 26 | 20 | 24 |
| Totals (14 years) | | 622/0 | 40-39 | 217 | 3.46 | 672.0 | 598 | 330 | 588 |

JIMMY OUTLAW

| Year | Team | G | Avg | AB | R | H | RBI | 2B | 3B | HR |
|--------------------------|-------------|------------|-------------|-------------|------------|------------|------------|-----------|-----------|----------|
| 1937 | Cincinnati | 49 | .273 | 165 | 18 | 45 | 11 | 7 | 3 | 0 |
| 1938 | Cincinnati | 4 | — | 0 | 1 | 0 | 0 | 0 | 0 | 0 |
| 1939 | Boston (NL) | 65 | .263 | 133 | 15 | 35 | 5 | 2 | 0 | 0 |
| 1943 | Detroit | 20 | .269 | 67 | 8 | 18 | 6 | 1 | 0 | 1 |
| 1944 | Detroit | 139 | .273 | 535 | 69 | 146 | 57 | 20 | 6 | 3 |
| 1945 | Detroit | 132 | .271 | 446 | 56 | 121 | 34 | 16 | 5 | 0 |
| 1946 | Detroit | 92 | .261 | 299 | 36 | 78 | 31 | 14 | 2 | 2 |
| 1947 | Detroit | 70 | .228 | 127 | 20 | 29 | 15 | 7 | 1 | 0 |
| 1948 | Detroit | 74 | .283 | 198 | 33 | 56 | 25 | 12 | 0 | 0 |
| 1949 | Detroit | 5 | .250 | 4 | 1 | 1 | 0 | 0 | 0 | 0 |
| Totals (10 years) | | 650 | .268 | 1974 | 257 | 529 | 184 | 79 | 17 | 6 |

RAY PRIM

| Year | Team | G/GS | W-L | SV | ERA | IP | H | BB | SO |
|-------------------------|--------------|---------------|--------------|----------|-------------|--------------|------------|-----------|------------|
| 1933 | Washington | 2/1 | 0-1 | 0 | 3.14 | 14.1 | 13 | 2 | 6 |
| 1934 | Washington | 8/1 | 0-2 | 0 | 6.75 | 14.2 | 19 | 8 | 3 |
| 1935 | Philadelphia | 29/6 | 3-4 | 0 | 5.77 | 73.1 | 110 | 15 | 27 |
| 1943 | Chicago (NL) | 29/5 | 4-3 | 1 | 2.55 | 60.0 | 67 | 14 | 27 |
| 1945 | Chicago (NL) | 34/19 | 13-8 | 2 | 2.40 | 165.1 | 142 | 23 | 88 |
| 1946 | Chicago (NL) | 14/2 | 2-3 | 1 | 5.79 | 23.1 | 28 | 10 | 10 |
| Totals (6 years) | | 116/34 | 22-21 | 4 | 3.56 | 351.0 | 379 | 72 | 161 |

JIM PYBURN

| Year | Team | G | Avg | AB | R | H | RBI | 2B | 3B | HR |
|-------------------------|-----------|------------|-------------|------------|-----------|-----------|-----------|----------|----------|----------|
| 1955 | Baltimore | 39 | .204 | 98 | 5 | 20 | 7 | 2 | 2 | 0 |
| 1956 | Baltimore | 84 | .173 | 156 | 23 | 27 | 11 | 3 | 3 | 2 |
| 1957 | Baltimore | 35 | .225 | 40 | 8 | 9 | 2 | 0 | 0 | 1 |
| Totals (3 years) | | 158 | .190 | 294 | 36 | 56 | 20 | 5 | 5 | 3 |

STEVEN REGISTER

| Year | Team | G/GS | W-L | SV | ERA | IP | H | BB | SO |
|-------------------------|--------------|-------------|------------|----------|-------------|-------------|-----------|----------|----------|
| 2008 | Colorado | 10/0 | 0-0 | 0 | 9.00 | 10.0 | 13 | 6 | 8 |
| 2009 | Philadelphia | 1/0 | 0-0 | 0 | 4.50 | 2.0 | 3 | 1 | 1 |
| Totals (2 years) | | 11/0 | 0-0 | 0 | 8.25 | 12.0 | 16 | 7 | 9 |

DAVID ROSS (PLAYER)

| Year | Team | G | Avg | AB | R | H | RBI | 2B | 3B | HR |
|--------------------------|------------------|------------|-------------|-------------|------------|------------|------------|------------|----------|------------|
| 2002 | Los Angeles (NL) | 8 | .200 | 10 | 2 | 2 | 1 | 0 | 1 | 0 |
| 2003 | Los Angeles (NL) | 40 | .258 | 124 | 19 | 32 | 18 | 7 | 0 | 10 |
| 2004 | Los Angeles (NL) | 70 | .170 | 165 | 13 | 28 | 15 | 3 | 1 | 5 |
| 2005 | Pitt./S.D. | 51 | .240 | 125 | 11 | 30 | 15 | 8 | 1 | 3 |
| 2006 | Cincinnati | 90 | .255 | 247 | 37 | 63 | 52 | 15 | 1 | 21 |
| 2007 | Cincinnati | 112 | .203 | 311 | 32 | 63 | 39 | 10 | 0 | 17 |
| 2008 | Cin./Boston | 60 | .225 | 142 | 18 | 32 | 13 | 9 | 0 | 3 |
| 2009 | Atlanta | 54 | .273 | 128 | 18 | 35 | 20 | 9 | 0 | 7 |
| 2010 | Atlanta | 59 | .289 | 121 | 15 | 35 | 28 | 13 | 2 | 2 |
| 2011 | Atlanta | 52 | .263 | 152 | 14 | 40 | 23 | 7 | 0 | 6 |
| 2012 | Atlanta | 62 | .256 | 176 | 18 | 45 | 23 | 7 | 0 | 9 |
| 2013 | Boston | 36 | .216 | 102 | 11 | 22 | 10 | 5 | 0 | 4 |
| 2014 | Boston | 50 | .184 | 152 | 16 | 28 | 15 | 7 | 0 | 7 |
| 2015 | Chicago (NL) | 72 | .176 | 159 | 6 | 28 | 9 | 9 | 0 | 1 |
| 2016 | Chicago (NL) | 67 | .229 | 166 | 24 | 38 | 32 | 6 | 0 | 10 |
| Totals (15 years) | | 883 | .229 | 2280 | 254 | 521 | 314 | 116 | 5 | 106 |

DAVID ROSS (MANAGER)

| Year | Team | W-L | Pct. | Finish |
|-------------------------|--------------|----------------|-------------|--------|
| 2020 | Chicago (NL) | 34-26 | .567 | 1st |
| 2021 | Chicago (NL) | 71-91 | .438 | 4th |
| 2022 | Chicago (NL) | 74-88 | .457 | 3rd |
| 2023 | Chicago (NL) | 83-79 | .512 | 2nd |
| Totals (4 years) | | 262-284 | .480 | |

BEN SANKEY

| Year | Team | G | Avg | AB | R | H | RBI | 2B | 3B | HR |
|-------------------------|------------|-----------|-------------|------------|-----------|-----------|-----------|----------|----------|----------|
| 1929 | Pittsburgh | 2 | .143 | 7 | 1 | 1 | 0 | 0 | 0 | 0 |
| 1930 | Pittsburgh | 13 | .167 | 30 | 6 | 5 | 0 | 0 | 0 | 0 |
| 1931 | Pittsburgh | 57 | .227 | 132 | 14 | 30 | 14 | 2 | 5 | 0 |
| Totals (3 years) | | 72 | .213 | 169 | 21 | 36 | 14 | 2 | 5 | 0 |

ED SHERLING

| Year | Team | G | Avg | AB | R | H | RBI | 2B | 3B | HR |
|------|--------------|---|------|----|---|---|-----|----|----|----|
| 1924 | Philadelphia | 4 | .500 | 2 | 2 | 1 | 0 | 1 | 0 | 0 |

RED SMITH

| Year | Team | G | Avg | AB | R | H | RBI | 2B | 3B | HR |
|------|-------------|-----|------|-----|----|-----|-----|----|----|----|
| 1911 | Brooklyn | 28 | .261 | 111 | 10 | 29 | 19 | 6 | 1 | 0 |
| 1912 | Brooklyn | 128 | .286 | 486 | 75 | 139 | 57 | 28 | 6 | 4 |
| 1913 | Brooklyn | 151 | .296 | 540 | 70 | 160 | 76 | 40 | 10 | 6 |
| 1914 | Brook./Bos. | 150 | .272 | 537 | 69 | 146 | 85 | 27 | 9 | 7 |
| 1915 | Boston | 157 | .264 | 549 | 66 | 145 | 65 | 34 | 4 | 2 |
| 19 | | | | | | | | | | |



AUBURN IN MLB

MLB HONORS & AWARDS

NATIONAL BASEBALL HALL OF FAME

2014 Frank Thomas (first ballot)

MOST VALUABLE PLAYER

1993 Frank Thomas, Chicago (AL)
1994 Frank Thomas, Chicago (AL)
2015 Josh Donaldson, Toronto (AL)

ROOKIE OF THE YEAR

1989 Gregg Olson, Baltimore (AL)

COMEBACK PLAYER OF THE YEAR

2010 Tim Hudson, Atlanta
2019 Josh Donaldson, Atlanta

ALL-STAR GAME MVP

1989 Bo Jackson, Kansas City

ALL-STAR GAME PARTICIPANTS

1989 BO JACKSON (MVP)
1990 Gregg Olson
1993 Frank Thomas
1994 FRANK THOMAS
1995 FRANK THOMAS
1996 Frank Thomas
1997 Frank Thomas*
2000 Tim Hudson
2004 Tim Hudson*
2010 Tim Hudson
2014 JOSH DONALDSON
Tim Hudson
2015 JOSH DONALDSON ^
2016 Josh Donaldson
2022 Garrett Cooper

All CAPS indicates starter / * Injured, DNP / ^ Leading vote getter

WORLD SERIES PARTICIPANTS

JOE BECKWITH

| Year | Team | G/GS | W-L | SV | ERA | IP | H | BB | SO |
|------|-------------|------|-----|----|------|-----|---|----|----|
| 1985 | Kansas City | 1/0 | 0-0 | 0 | 0.00 | 2.0 | 1 | 0 | 3 |

Joe Beckwith was also a part of the 1983 World Series Champion Los Angeles Dodgers but did not pitch in any of the games.

MARK BELLHORN

| Year | Team | G | Avg | AB | R | H | RBI | 2B | 3B | HR |
|------|--------|---|------|----|---|---|-----|----|----|----|
| 2004 | Boston | 4 | .300 | 10 | 3 | 3 | 4 | 1 | 0 | 1 |

JUSTIN CHRISTIAN

Christian was on the 2012 San Francisco Giants roster during the regular season but did not appear on the post-season roster

GRANT DAYTON

Dayton was on the 2017 Los Angeles Dodgers roster during the regular season but was placed on the disabled list prior to the post-season

GABE GROSS

| Year | Team | G | Avg | AB | R | H | RBI | 2B | 3B | HR |
|------|-----------|---|------|----|---|---|-----|----|----|----|
| 2008 | Tampa Bay | 1 | .000 | 3 | 0 | 0 | 2 | 0 | 0 | 0 |

JOSH HANCOCK

Hancock was on the 25-man roster for the 2006 World Series Champion St. Louis Cardinals but did not make an appearance in any of the games.

TIM HUDSON

| Year | Team | G/GS | W-L | SV | ERA | IP | H | BB | SO |
|------|---------------|------|-----|----|------|-----|---|----|----|
| 2014 | San Francisco | 2/2 | 0-1 | 0 | 6.14 | 7.1 | 7 | 2 | 3 |

TERRY LEACH

| Year | Team | G/GS | W-L | SV | ERA | IP | H | BB | SO |
|------|-----------|------|-----|----|------|-----|---|----|----|
| 1991 | Minnesota | 2/0 | 0-0 | 0 | 3.86 | 2.1 | 2 | 0 | 2 |

Leach was also on the 1986 New York Mets World Series team but did not appear on the post season roster

GUS NIARHOS

| Year | Team | G | Avg | AB | R | H | RBI | 2B | 3B | HR |
|------|---------------|---|------|----|---|---|-----|----|----|----|
| 1949 | New York (AL) | 1 | .000 | 0 | 0 | 0 | 0 | 0 | 0 | 0 |

JIMMY OUTLAW

| Year | Team | G | Avg | AB | R | H | RBI | 2B | 3B | HR |
|------|---------|---|------|----|---|---|-----|----|----|----|
| 1945 | Detroit | 7 | .179 | 28 | 1 | 5 | 3 | 0 | 0 | 0 |

RAY PRIM

| Year | Team | G/GS | W-L | SV | ERA | IP | H | BB | SO |
|------|--------------|------|-----|----|------|-----|---|----|----|
| 1945 | Chicago (NL) | 2/1 | 0-1 | 0 | 9.00 | 4.0 | 4 | 1 | 1 |

DAVID ROSS

| Year | Team | G | Avg | AB | R | H | RBI | 2B | 3B | HR |
|------|--------------|---|------|----|---|---|-----|----|----|----|
| 2013 | Boston | 4 | .188 | 16 | 1 | 3 | 1 | 1 | 0 | 0 |
| 2016 | Chicago (NL) | 3 | .400 | 5 | 1 | 2 | 2 | 0 | 0 | 1 |

FRANK THOMAS

Thomas was a member of the 2005 World Series Champion Chicago White Sox but did not play in the series due to injury.





AUBURN IN MLB DRAFT

| YEAR | PLAYER, POS. | ROUND | CLUB |
|------|-----------------------|-------|-------------------|
| 1965 | Monte Sharp, LHP | 22 | Milwaukee |
| | Scott Long, SS* | 52 | Houston |
| 1966 | Edward Long, SS* | 5 | NY Yankees |
| | Ralph Wells, 3B | 40 | Atlanta |
| 1967 | Ray Cox, C | 13 | Cleveland |
| | Q.V. Lowe, RHP | 19 | Chicago Cubs |
| | George McKenzie, 2B | 33 | Detroit |
| 1968 | Michael Peden, C | 18 | Oakland |
| | Thomas Smith, RHP | 2 | Oakland |
| 1970 | Richard Nance, LHP* | 2 | Milwaukee |
| | Rick Eisenacher, RHP* | 6 | Baltimore |
| 1971 | Earl Nance, LHP* | 3 | Chicago White Sox |
| | Rick Eisenacher, RHP* | 5 | Detroit |
| | Ken Dempsey, OF | 3 | Minnesota |
| | Earl Nance, LHP | 2 | Boston |
| | Rick Eisenacher, RHP* | 5 | Minnesota |
| 1975 | James Handley, RHP | 19 | Chicago White Sox |
| | Davis May, RHP | 24 | Minnesota |
| 1976 | Terry Leach, RHP* | 7 | Boston |
| | Joe Beckwith, RHP* | 12 | Cleveland |
| | Ritchie Howard, 3B | 28 | Pittsburgh |
| 1977 | Joe Beckwith, RHP | 2 | Los Angeles |
| 1978 | Dom Fucci, 1B-OF* | 6 | Chicago White Sox |
| 1979 | Dom Fucci, 1B | 5 | Chicago White Sox |
| | Pat Keedy, 2B | 5 | California |
| | Steve Renfro, OF* | 7 | California |
| 1980 | Phil Deriso, LHP* | 10 | Montreal |
| | Mark Shifflett, LHP* | 12 | San Francisco |
| 1981 | John Tutt, OF | 8 | Baltimore |
| | Phil Deriso, LHP | 18 | Cleveland |
| | Mark Shifflett, LHP | 27 | New York Yankees |
| 1982 | Doug Gilcrease, SS | 7 | Kansas City |
| | Darryl Wilks, OF-1B | 11 | Cincinnati |
| | John Metasavage, 3B | 25 | New York Mets |
| | Dave Heath, C | 26 | California |
| 1983 | Bob Berry, 3B | 36 | Atlanta |
| 1984 | Stu Tate, RHP | 8 | San Francisco |
| 1985 | Tim McLain, RHP | 7 | Seattle |
| | Tim Lemons, 1B-RHP | 13 | Kansas City |
| | Bo Jackson, OF* | 20 | California |
| 1986 | Bo Jackson, OF | 4 | Kansas City |
| | Paul Foster, OF | 26 | Detroit |
| | David Plumb, C | 26 | Atlanta |
| 1987 | Mark Chapman, RHP | 18 | Milwaukee |
| 1988 | Gregg Olson, RHP | 1 | Baltimore |
| | Stacy Jones, RHP | 3 | Baltimore |
| | Jeff Livesey, C | 13 | New York Yankees |
| | David Adams, RHP* | 29 | St. Louis |
| | Ed Ohman, RHP | 46 | Texas |
| 1989 | Frank Thomas, 1B | 1 | Chicago White Sox |
| 1990 | Mike Ferry, RHP | 4 | Cincinnati |
| | Chris Hart, OF | 5 | Oakland |
| | Tim Edge, C | 6 | Pittsburgh |
| | Brad Holman, RHP | 35 | Detroit |
| 1991 | Tommy Carter, LHP | 7 | New York Yankees |
| | Andy Albrecht, OF | 13 | New York Yankees |
| | Brad Parker, 3B | 34 | Oakland |
| | Jeff Leatherman, 1B | 47 | Pittsburgh |
| 1992 | Scott Sullivan, RHP* | 39 | Milwaukee |
| 1993 | Scott Sullivan, RHP | 2 | Cincinnati |
| | Chris Christopher, OF | 12 | St. Louis |
| | John Powell, RHP* | 13 | New York Mets |
| | Jason Johnson, RHP | 19 | Colorado |
| | Jon Hebel, RHP | 29 | Cincinnati |
| 1994 | John Powell, RHP | 9 | Texas |
| | Frank Sanders, OF* | 14 | Seattle |
| | Brandon Moore, SS | 17 | Chicago White Sox |
| | Shawn McNally, RHP* | 53 | NY Mets |

| YEAR | PLAYER, POS. | ROUND | CLUB |
|------|-------------------------|-------|-----------------------|
| 1995 | Mark Bellhorn, SS | 2 | Oakland |
| | Shawn McNally, OF | 13 | St. Louis |
| | Jay Waggoner, 1B | 23 | Detroit |
| | Chris Morrison, RHP | 34 | Oakland |
| 1996 | Elliot Brown, RHP | 6 | Tampa Bay |
| | Kirby Clark, C | 33 | Philadelphia |
| 1997 | Bryan Hebson, RHP | 1 | & (44th) Montreal |
| | Patrick Dunham, RHP | 3 | Seattle |
| | Tim Hudson, RHP | 6 | Oakland |
| | Finley Woodward, RHP | 10 | St. Louis |
| 1998 | Roh Macrony, 2B | 12 | St. Louis |
| | Scott Pratt, SS | 3 | Cleveland |
| | Heath Kelly, 2B | 15 | Florida |
| | Josh Etheredge, OF | 17 | Colorado |
| 1999 | Brent Schoening, RHP | 5 | Minnesota |
| | Casey Dunn, C | 15 | Kansas City |
| | Chad Wandall, SS | 21 | Minnesota |
| | Brad Weis, LHP | 28 | Minnesota |
| | Paul Turco, SS | 39 | San Francisco |
| 2000 | Chris Bootcheck, RHP | 1 | (20th) Anaheim |
| | Dominic Rich, 2B | 2 | Toronto |
| | Brandon Mayfield, RHP | 11 | Philadelphia |
| | Todd Faulkner, 1B* | 12 | New York Mets |
| | Maiilon Kent, OF* | 30 | St. Louis |
| 2001 | Gabe Gross, OF | 1 | (15th) Toronto |
| | Maiilon Kent, OF | 12 | Atlanta |
| | Todd Faulkner, 1B | 22 | New York Yankees |
| | Trent Pratt, C | 34 | Arizona |
| 2002 | Jonathan Schuerholz, SS | 8 | Atlanta |
| | Trent Pratt, C | 12 | Philadelphia |
| | Mike Mueller, RHP | 16 | Atlanta |
| 2003 | Javon Moran, OF | 5 | Philadelphia |
| | Levale Speigner, RHP | 14 | Minnesota |
| | Bobby Huddleston, C | 23 | Detroit |
| | Calby Paxton, RHP* | 32 | Texas |
| | Steven Register, RHP | 3 | Colorado |
| 2004 | Sean Gamble, OF | 6 | Philadelphia |
| | Tug Hulet, 2B | 14 | Texas |
| | Chuck Jeroloman, SS | 21 | Boston |
| | Josh Sullivan, RHP | 5 | Colorado |
| 2005 | Josh Bell, C | 6 | Toronto |
| | Clete Thomas, OF | 6 | Detroit |
| | John Madden, RHP | 8 | San Diego |
| | Michael Nix, RHP | 11 | Atlanta |
| | Arnold Hughey, LHP | 13 | San Diego |
| | Karl Amonite, 1B | 13 | New York Yankees |
| | Chris Dennis, RHP* | 40 | Texas |
| 2007 | Josh Donaldson, C | 1 | & (48th) Chicago Cubs |
| | Russell Dixon, OF | 7 | Houston |
| | Bruce Edwards, OF | 15 | San Francisco |
| | Brett Butts, RHP | 19 | Atlanta |
| | Mike Bianucci, OF* | 23 | Anaheim |
| 2008 | Philip Stringer, IF | 24 | Houston |
| | Josh Blake, LHP | 35 | Arizona |
| | Mike Bianucci, OF | 8 | Texas |
| | Evan Crawford, LHP | 8 | Toronto |
| | Matt Hall, IF | 10 | Tampa Bay |
| 2009 | Luke Greinke, UTIL | 12 | New York Yankees |
| | Bryan Woodall, RHP | 21 | Arizona |
| | Taylor Thompson, RHP* | 25 | Chicago White Sox |
| | Joseph Sanders, IF | 5 | Colorado |
| | Scott Shuman, RHP | 19 | Tampa Bay |
| 2010 | Paul Burnside, RHP | 39 | Chicago White Sox |
| | Taylor Thompson, RHP | 44 | Chicago White Sox |
| | Trent Mummey, OF | 4 | Baltimore |
| | Hunter Morris, IF | 4 | Milwaukee |
| | Cole Nelson, LHP | 10 | Detroit |
| | Grant Dayton, LHP | 11 | Florida |
| | Austin Hubbard, RHP | 14 | Tampa Bay |
| | Ryan Jenkins, C | 17 | Kansas City |
| | Brian Fletcher, OF | 18 | Kansas City |



AUBURN IN MLB DRAFT

| | | | |
|------|-------------------------|------------|------------------|
| | Kevin Patterson, OF/1B* | 23 | Tampa Bay |
| | Bradley Hendrix, RHP* | 30 | Cincinnati |
| | Justin Fradejas, OF* | 35 | Colorado |
| | Stephen Kohlscheen, RHP | 45 | Seattle |
| 2011 | Dan Gamache, IF | 6 | Pittsburgh |
| | Casey McElroy, IF | 11 | San Diego |
| | Derek Varnadore, RHP* | 17 | Florida |
| | Bradley Hendrix, RHP* | 22 | Tampa Bay |
| | Tony Caldwell, C | 24 | Florida |
| | Kevin Patterson, 1B/DH | 30 | Toronto |
| 2012 | Derek Varnadore, RHP | 9 | New York Yankees |
| | Ryan Tella, OF* | 11 | San Francisco |
| | Slade Smith, RHP | 17 | Detroit |
| | Creede Simpson, IF | 25 | Baltimore |
| 2013 | Garrett Cooper, 1B | 6 | Milwaukee |
| | Conner Kendrick, LHP | 9 | New York Yankees |
| | Will Kendall, LHP | 30 | Pittsburgh |
| | Jay Gonzalez, OF* | 39 | Texas |
| 2014 | Trey Cochran-Gill, RHP | 17 | Seattle |
| | Damek Tomscha, IF | 17 | Philadelphia |
| | Rocky McCord, RHP* | 31 | Kansas City |
| 2015 | Trey Wingenter, RHP | 17 | San Diego |
| | Rocky McCord, RHP | 26 | Baltimore |
| 2016 | Anfernee Grier, OF | 1 & (39th) | Arizona |
| | Joshua Palacios, OF | 4 | Toronto |
| | Niko Buentello, IF | 18 | Detroit |
| | Ben Braymer, LHP | 18 | Washington |
| | Keegan Thompson, RHP* | 33 | Detroit |
| | Justin Camp, RHP | 37 | Kansas City |
| 2017 | Keegan Thompson, RHP | 3 | Chicago Cubs |
| | Jonah Todd, OF | 6 | Los Angeles |
| | Daniel Robert, IF | 21 | Texas |
| | Gabe Klobosits, RHP | 36 | Washington |
| 2018 | Casey Mize, RHP | 1 (1st) | Detroit |
| | Davis Daniel, RHP* | 11 | Milwaukee |
| | Brendan Venter, IF | 13 | Atlanta |
| | Andrew Mitchell, LHP | 14 | New York (NL) |
| | Calvin Coker, RHP | 15 | Oakland |
| | Luke Jarvis, IF | 25 | Miami |
| | Brett Wright, C | 26 | Toronto |
| 2019 | Will Holland, IF | 5 | Minnesota |
| | Davis Daniel, RHP | 7 | Los Angeles (AL) |
| | Edouard Julien, IF | 18 | Minnesota |
| | Jack Owen, LHP* | 21 | St. Louis |
| | Elliott Anderson | 23 | Kansas City |
| 2020 | Tanner Burns, RHP | 1 & (36) | Cleveland |
| | Bailey Horn, LHP | 5 | Chicago (AL) |
| 2021 | Ryan Bliss, IF | 2 (42) | Arizona |
| | Richard Fitts, RHP | 6 | New York (AL) |
| | Tyler Miller, IF | 9 | Boston |
| | Steven Williams, C/OF | 18 | Washington |
| 2022 | Blake Burkhalter, RHP | 2 | Atlanta |
| | Mason Barnett, RHP | 3 | Kansas City |
| | Trace Bright, RHP | 5 | Baltimore |
| | Sonny DiChiara, IF | 5 | Los Angeles (AL) |
| | Carson Skipper, LHP | 11 | Colorado |
| | Hayden Mullins, LHP | 12 | Boston |
| | Blake Rambusch, IF | 15 | Seattle |
| | Brody Moore, IF | 17 | St. Louis |
| 2023 | Cole Foster, IF | 3 | San Francisco |
| | Bryson Ware, IF | 8 | Philadelphia |
| | Chase Isbell, RHP | 15 | Kansas City |

* - Did not sign; ^ - January Secondary Phase; % - June Regular Phase; \$ - June Secondary Phase; \$d - June Secondary Delayed; \$a - June Secondary Active; # - January Regular Phase; & - Supplemental; () - Draft Pick





LETTERWINNERS (1949-PRESENT)

• A-A-A •

| | |
|-------------------|-----------------|
| ADAMS, David | 1984-85, '87-88 |
| ALBERCHT, Andy | 1988-91 |
| ALLEN, Doug | 1983-84 |
| ALLSUP, Chase | 2022-23 |
| ALVORD, Zach | 2011-12 |
| ALYEA, Brian | 1993 |
| AMONITE, Karl | 2003, '05 |
| ANDERSON, Elliott | 2017-19 |
| ANDERSON, Jack | 1959-61 |
| ANDREWS, Bobby | 2011-13 |
| ANTHONY, Josh | 2017-18 |
| ARGENTI, Allen | 1989 |
| ARIALL, Gump | 1934 |
| ARMSTRONG, John | 2022-23 |
| ARMSTRONG, Jordan | 2022 |
| ATKINS, Stewart | 1990 |
| AUSTIN, Blake | 2011-14 |
| AUSTIN, Darren | 1989 |

• B-B-B •

| | |
|-------------------|-----------|
| BACHUS, Jim | 1963-64 |
| BAILEY, Dennis | 1974-75 |
| BAKER, Bob | 1959-60 |
| BAKER, Drew | 2020 |
| BAKER, Ernest | 1950, '52 |
| BAKER, Jack | 1971 |
| BALDASARE, Frank | 1967-69 |
| BANDY, Hugh | 1955 |
| BARFIELD, Jimmy | 1963-64 |
| BARNETT, Mason | 2020-22 |
| BASSO, Jamie | 1982-84 |
| BASSO, Sam | 1982 |
| BAUMAN, Tanner | 2023 |
| BAXTER, Fred | 1992 |
| BAYNES, Ronnie | 1964-65 |
| BEAN, Colter | 1998-00 |
| BECKWITH, Joe | 1974-77 |
| BECTION, Dana | 1979-81 |
| BEAIRD, Chris | 2000 |
| BEISNER, Brooks | 2011 |
| BELL, Josh | 2003-05 |
| BELLHORN, Mark | 1993-95 |
| BELLO, Mike | 2022-23 |
| BENNETT, Andy | 2006-07 |
| BERRY, Bob | 1981-83 |
| BIANUCCI, Mike | 2006-08 |
| BIBB, Otis | 1962-64 |
| BIESEL, Andy | 1988 |
| BINNING, Brett | 2014 |
| BIRCHFIELD, James | 1950 |
| BISHOP, Ken | 1971-72 |
| BLACK, Jim | 1976 |
| BLAKE, Josh | 2005, '07 |
| BLAKENEY, Larry | 1968-69 |
| BLATT, Zach | 2009-12 |
| BLAUSER, Jim | 1966-67 |
| BLINKA, Cameron | 2012 |
| BLISS, Ryan | 2019-21 |
| BLODGETT, David | 1971-73 |
| BLOUWORTH, Jack | 1960-61 |
| BOLLINGER, Allan | 1978 |
| BOOTCHECK, Chris | 1998-00 |
| BOOZER, Roger | 1966-68 |
| BOSSSE, Ben | 2022 |
| BOUTWELL, Jeff | 2005-06 |
| BOVERT, Paul | 1966-68 |
| BOWEN, Caleb | 2009-12 |
| BOX, Seth | 1953 |
| BOYD, Jim | 1960-62 |
| BRADBERRY, Buck | 1952-53 |
| BRANDON, Eric | 2001-02 |
| BRANSON, Dan | 1954 |
| BRAYMER, Ben | 2016 |
| BREAKFIELD, Bill | 1960-62 |

| | |
|-------------------|---------|
| BRIGHT, Trace | 2020-22 |
| BRISTOW, Justin | 2006-07 |
| BROOKS, Robert | 2007 |
| BROWN, Brad | 1990-91 |
| BROWN, Brayton | 2020-21 |
| BROWN, Dave | 1951-53 |
| BROWN, Elliot | 1996 |
| BROWN, J.B. | 1976-79 |
| BROWN, Mark | 1979 |
| BROWN, Todd | 1992 |
| BRYANT, Justin | 2010-12 |
| BRYANT, Norman | 1987 |
| BRYANT, Ted | 2005-07 |
| BUENTELLO, Niko | 2016 |
| BURBANK, Bill | 1955 |
| BURGREEN, Jackson | 2013-16 |
| BURK, Luke | 2022 |
| BURKETT, Jackie | 1957-59 |
| BURKHALTER, Blake | 2020-22 |
| BURNHAM, Brett | 2000-01 |
| BURNS, Tanner | 2018-20 |
| BURNSIDE, Paul | 2006-09 |
| BURROUGHS, Steve | 1986-88 |
| BURTON, Peter | 1978 |
| BUSH, Garrett | 2010 |
| BUTLER, Greg | 1971-73 |
| BUTLER, Ron | 1987 |
| BUTTS, Brett | 2006-07 |

• C-C-C •

| | |
|---------------------|---------|
| CALDWELL, Tony | 2008-11 |
| CAMACHO, Christian | 2017 |
| CAMERON, Bill | 1971-72 |
| CAMERON, Scott | 2005 |
| CAMP, Harvey | 1950-51 |
| CAMP, Justin | 2013-16 |
| CANNON, Will | 2023 |
| CARDENAS, Gordon | 2016 |
| CARDWELL, Grant | 2005-06 |
| CARLAN, Charlie | 1957-59 |
| CARTER, Reid | 2013 |
| CARLSON, Brooks | 2022 |
| CARLSON, Parker | 2022-23 |
| CARTER, Tommy | 1989-91 |
| CASON, Tommy | 1969-70 |
| CATCHINGS, Ben | 1959-61 |
| CAUTHEN, Dave | 1955 |
| CAWTHORNE, Bill | 1957-58 |
| CECCOLI, Johnny | 2020 |
| CHABOT, Kevin | 1993-96 |
| CHAMBERS, Jerry Joe | 1983 |
| CHAPMAN, Bruce | 1980 |
| CHAPMAN, Mark | 1984-87 |
| CHILDERS, Steve | 1981-84 |
| CHRISTIAN, Bill | 1950 |
| CHRISTIAN, Justin | 2001 |
| CHRISTOPHER, Chris | 1991-93 |
| CHWALIK, Jay | 1977 |
| CIMO, Tanner | 2012-13 |
| CLARK, Kirby | 1995-96 |
| CLARK, Ryan | 2005 |
| CLAYTON, Ken | 2002 |
| CLEMENTS, Barry | 1981-82 |
| CLEMENTS, Robby | 2014-15 |
| COBB, Joe | 1953 |
| COCHRAN-GILL, Trey | 2012-13 |
| COKER, Calvin | 2017-18 |
| COLE, Jimmy | 1950 |
| COLEMAN, Travis | 2005-06 |
| COLLINS, Gene | 1967-69 |
| COLLINS, Ricky | 1996 |
| COMER, Don | 1968 |
| CONSTAN, Phil | 1980-82 |
| COOPER, Garrett | 2012-13 |
| COPE, Curt | 1973-76 |
| COPELAND, Konner | 2022-23 |

| | |
|--------------------|---------|
| COPPINGER, Ty | 1967-69 |
| CORBIN, Ted | 1990-91 |
| COTTRELL, Al | 1979 |
| COUNTRYMAN, Rick | 1967-68 |
| COX, Ray | 1966-67 |
| CRAFT, Tony | 1972-73 |
| CRAFT, Ben | 2015 |
| CRAWFORD, Evan | 2006-08 |
| CROTCHFELT, Zach | 2023 |
| CROUCH, Jack | 1956-58 |
| CROWE, J.D. | 2013 |
| CROWNOVER, Derrick | 1988-89 |
| CRYSEL, Jimmy | 1963-65 |
| CUNNINGHAM, David | 2008 |
| CUNNINGHAM, Jim | 1983 |
| CURLEE, Jack | 1941-43 |
| CURTIS, Terry | 1971-73 |

• D-D-D •

| | |
|-------------------|-----------------|
| DAILEY, Gary | 1972-75 |
| DANIEL, Davis | 2017-18 |
| DANIEL, Harry | 1959-60 |
| DAVIDSON, Rick | 1989 |
| DAVIS, Bo | 1959, '61 |
| DAVIS, Bill | 1982-83 |
| DAVIS, Connor | 2017-20 |
| DAVIS, Joe | 1952-54 |
| DAVIS, Kevin | 2014-15 |
| DAYTON, Grant | 2008-10 |
| DEAN, Jake | 1992-93 |
| DEAN, Ray | 1950-51 |
| DEAN, Russ | 1973-75 |
| DEARTH, Tucker | 1996-97, '99 |
| DECKER, Bo | 2015, '17 |
| DEDRICK, Terrance | 2013-14 |
| DEESE, Kyler | 2015-16 |
| DEMPSEY, Ken | 1969-71 |
| DEMPSEY, Larry | 1961-63 |
| DENNIS, Chris | 2003-04, '06-07 |
| DERISO, Phil | 1978-81 |
| DiCHIARA, Sonny | 2022 |
| DICKEY, Doug | 1953-55 |
| DILKS, Ed | 1986-88 |
| DIXON, Russell | 2005-06 |
| DOLLAR, Rodney | 1981-82 |
| DOLES, Harry | 1964-66 |
| DOLSON, Ben | 1953-55 |
| DONALDSON, Don | 1969-70 |
| DONALDSON, Duke | 1985 |
| DONALDSON, Josh | 2005-07 |
| DOUGLAS, Jim | 1959-61 |
| DOUGHTERY, Mike | 1986 |
| DRABICK, Tyler | 2022 |
| DREADEN, Tom | 1987 |
| DUART, Fred | 1951 |
| DUEITT, Cory | 2001-04 |
| DUFFNER, David | 1973-76 |
| DUKE, Mitch | 1991, '93 |
| DUKE, Pat | 1956-58 |
| DUMAS, Henry | 1957-58 |
| DUNHAM, Patrick | 1997 |
| DUNN, Casey | 1996-99 |
| DYAL, Ryan | 2021-23 |

• E-E-E •

| | |
|------------------|---------|
| EATON, Jarrett | 2019 |
| EBERT, Jordan | 2013-16 |
| EDGE, Tim | 1988-90 |
| EDWARDS, Bruce | 2005-07 |
| EISENACHER, Rick | 1969-71 |
| ELLIS, Frank | 1934 |
| ELMORE, Verdo | 1950 |
| EMBLEAU, Scott | 1983 |
| ERWIN, Mugs | 1934 |
| ESTES, Jay | 2017-18 |

| | |
|-------------------|---------|
| ETHEREDGE, Josh | 1995-98 |
| ETHEREDGE, Judson | 1990 |
| EVANS, Cade | 2018 |

• F-F-F •

| | |
|-------------------|---------|
| FARQUHAR, Garrett | 2020-22 |
| FAULKNER, Scott | 2005 |
| FAULKNER, Todd | 1998-01 |
| FELIX, Mike | 2004-05 |
| FERRY, Mike | 1988-90 |
| FINLAYSON, Hubert | 1949-50 |
| FINNEY, Reuben | 1953-55 |
| FITTS, Richard | 2019-21 |
| FLAGLER, Andy | 1989-90 |
| FLEMMING, Billy | 1949-50 |
| FLETCHER, Brian | 2008-10 |
| FOSTER, Cole | 2021-23 |
| FOSTER, Jonathan | 2016 |
| FOSTER, Paul | 1983-86 |
| FOWLER, Paul | 1980 |
| FOWLER, Wayne | 1961-63 |
| FOXWELL, Steve | 1972 |
| FRADEJAS, Justin | 2010-11 |
| FRAZIER, Marc | 2016 |
| FRAZIER, Mike | 1976-77 |
| FREDERICK, Rex | 1957-59 |
| FRIEND, DeWayne | 1983-84 |
| FROMAN, Russ | 1985 |
| FRYER, Frank | 1964-66 |
| FUCCI, Bo | 1977-79 |
| FUCCI, Dom | 1976-79 |
| FULLER, Brooks | 2019-22 |
| FULLER, Mark | 1989-92 |

• G-G-G •

| | |
|------------------|--------------|
| GAINOUS, Trey | 1985-87 |
| GALLAGHER, Garry | 1988-89 |
| GAMACHE, Dan | 2009-11 |
| GAMBLE, Sean | 2002-04 |
| GARRISON, Bob | 1961 |
| GATEWOOD, George | 1957-58 |
| GEORGE, Gerald | 1957-59 |
| GERALDS, Tandy | 1962-64 |
| GILBERT, Charlie | 1949-51 |
| GILBERT, Porter | 1959, '61-62 |
| GILBERT, Reggie | 1963, '65-66 |
| GILCREASE, Doug | 1980-82 |
| GILLIKIN, Sam | 2013-15, '17 |
| GILMER, Wes | 2008-11 |
| GILMORE, Dan | 1950 |
| GIVENS, Don | 1979 |
| GLAVINE, Peyton | 2018-19, '21 |
| GLEVENYAK, Dan | 2012-14 |
| GLIEMMO, Hayden | 1998-01 |
| GOBER, Todd | 1995 |
| GOLDEN, Greg | 1967-68 |
| GONZALEZ, Jay | 2011-12 |
| GONZALEZ, Joseph | 2021-22 |
| GRANT, George | 1921-22 |
| GRANZOW, Cade | 2022 |
| GRAY, Kyle | 2019 |
| GRAY, Melvin | 2015-16 |
| GREEN, Caden | 2023 |
| GREENHILL, Cody | 2018-21 |
| GREER, Mason | 2020 |
| GREINKE, Luke | 2006-08 |
| GRIER, Anfernee | 2014-16 |
| GROOMS, Matt | 2002 |
| GROSS, Gabe | 1999-01 |
| GROTE, Jeff | 1982-83 |
| GURROSKY, Scott | 1990 |

• H-H-H •

| | |
|----------------|---------|
| HAECKER, Damon | 2014-17 |
|----------------|---------|



LETTERWINNERS (1949-PRESENT)

Table listing letterwinners from H to S, including names and years.

• I-I-I •

Table listing letterwinners starting with I.

• J-J-J •

Table listing letterwinners starting with J.

Table listing letterwinners starting with K.

• K-K-K •

Table listing letterwinners starting with L.

• L-L-L •

Table listing letterwinners starting with M.

Table listing letterwinners starting with N.

• M-M-M •

Table listing letterwinners starting with O.

• N-N-N •

Table listing letterwinners starting with P.

• O-O-O •

Table listing letterwinners starting with Q.

• P-P-P •

Table listing letterwinners starting with R.





LETTERWINNERS (1949-PRESENT)

| | |
|------------------------|---------|
| PHILIPS, Sterling..... | 1979-80 |
| PIRRO, Mike..... | 1987 |
| PLUMB, David..... | 1983-86 |
| POLSTON, Alex..... | 2015 |
| POWELL, Jeff..... | 1989-90 |
| POWELL, John..... | 1990-94 |
| POWELL, Jimmy..... | 1953-56 |
| PRATT, Scott..... | 1998 |
| PRATT, Trent..... | 2001-02 |
| PREBLE, Clark..... | 1988-89 |
| PRESCOTT, Trey..... | 2005 |
| PRICE, Dexter..... | 2009-10 |
| PYBURN, Jim..... | 1953-55 |
| PYLE, George..... | 1953 |

• R-R-R •

| | |
|--------------------------|-----------------|
| RAMBUSCH, Blake..... | 2022 |
| RAMSEY, Jack..... | 1953-55 |
| RANCONT, Pete..... | 1970-71 |
| RANDAZZA, Greg..... | 1988 |
| RASBERRY, Jonathan..... | 2006 |
| RAY, Bradley..... | 2008-09 |
| RAY, Sean..... | 2008-11 |
| REA, Steve..... | 1973-76 |
| REGISTER, Steven..... | 2003-04 |
| REID..... | 1952 |
| REIF, Derek..... | 1997-99 |
| RENFROE, Steve..... | 1977-80 |
| RENNER, Scott..... | 1987-88-89, '91 |
| RENTZ, Dalton..... | 2015 |
| REYNOLDS, Jackson..... | 2020 |
| RHODES, Bob..... | 1979 |
| RICH, Dominic..... | 1998-00 |
| RICKS, Russell..... | 1982-83 |
| ROBERSON, Billy Ray..... | 1953, '56-57 |
| ROBERT, Daniel..... | 2014-17 |
| ROBERTS, Quineth..... | 1958 |
| ROBINSON, Keith..... | 1985 |
| ROBINSON, Robbie..... | 1959 |
| ROBISON, Vince..... | 1951 |
| RODENHIZER, Sam..... | 1972-74 |
| RODRIGUEZ, Octavio..... | 2016 |
| ROGAN, Tom..... | 1977 |
| ROGERS..... | 1952 |
| ROJAS, Mike..... | 2017-18 |
| ROLLIN, Danny..... | 1977 |
| RONEY, Reid..... | 1981 |
| RONEY, Scott..... | 1978-80 |
| ROSENWALD, Matt..... | 2005 |
| ROSS, David..... | 1996-97 |
| ROSSI, Phil..... | 2010 |
| ROWELL, Tim..... | 1978-79 |
| RUCH, Dallan..... | 1994-96 |
| RUCKER, Jack..... | 1949, '51 |
| RUCKER, Rock..... | 2013 |
| RUSH, Chuck..... | 1971-73 |
| RUSHING, Rondey..... | 1977-80 |
| RUSSELL, Erskine..... | 1949 |
| RUSSELL, Hamp..... | 1971 |
| RYERSON, Jim..... | 1986-87 |

• S-S-S •

| | |
|-----------------------|---------|
| SAIA, Paul..... | 1975 |
| SAIN, Derek..... | 2003-06 |
| SANDERS, Frank..... | 1994 |
| SANDERS, Joseph..... | 2007-09 |
| SARMIENTO, Steve..... | 1985 |
| SAUCEDA, Marc..... | 1981-82 |
| SAVAGE, Morris..... | 1957-59 |
| SAVAGE, Patrick..... | 2010-13 |
| SAYERS, Mark..... | 1984-86 |
| SCHADE, Scott..... | 2001-02 |
| SCHARDT, Mitch..... | 1995 |
| SCHIEFFLER, Matt..... | 2019-20 |
| SCHILLECI, Blake..... | 2018-19 |

| | |
|---------------------------|--------------|
| SCHOENING, Brent..... | 1997-99 |
| SCHORR, Ben..... | 2022 |
| SCHREMSHER, Bob..... | 1962 |
| SCHROLL, Greg..... | 1979 |
| SCHUERHOLZ, Jonathan..... | 2000-02 |
| SCHULTZ, Matt..... | 2013 |
| SEAMAN, Richard..... | 1962-63 |
| SELF, Mitchell..... | 2010-13 |
| SENN, Brian..... | 1991-92 |
| SENN, Chris..... | 1983-84 |
| SHACKELFORD, Duke..... | 1964 |
| SHAFER, John..... | 1968-69 |
| SHAFFER, J.J..... | 2014-17 |
| SHALOUB, Rob..... | 1988 |
| SHANKS, Cliff..... | 1993 |
| SHAREK, Vic..... | 1973-74 |
| SHARPE, Monty..... | 1964-65 |
| SHEEHAN, Tommy..... | 2022-23 |
| SHELL, Alton..... | 1955-56 |
| SHENKER, John Samuel..... | 2020-21 |
| SHEPHERD, Scott..... | 1991 |
| SHERIDAN, Tim..... | 1991 |
| SHIFFLET, Mark..... | 1978-81 |
| SHIRLEY, Craig..... | 2013 |
| SHIRLEY, Jim..... | 1958-61 |
| SHOOP, Lynn..... | 2001 |
| SHORE, Jared..... | 2004-05 |
| SHORR, Adam..... | 1989 |
| SHORT, Connor..... | 2014 |
| SHUGART, Kim..... | 1972-74 |
| SHUMAN, Bennett..... | 1971-73 |
| SHUMAN, Scott..... | 2007-09 |
| SIMMONS, George..... | 1967-68 |
| SIMMONS, Johnny..... | 1972 |
| SIMPSON, Creede..... | 2010-12 |
| SIWA, Joe..... | 1987, '89 |
| SIWA, Ron..... | 1986 |
| SKINNER, Andrew..... | 2001-02 |
| SKINNER, Eric..... | 2007-08 |
| SKINNER, Kent..... | 1976 |
| SKIPPER, Carson..... | 2019-22 |
| SLATER, Andrew..... | 1999-00 |
| SLOCUM, Jake..... | 2005 |
| SMITH, Charlie..... | 1984-87 |
| SMITH, Dylan..... | 2013-15 |
| SMITH, Gary..... | 1981-82, 84 |
| SMITH, Jarred..... | 2012 |
| SMITH, Mark..... | 1990 |
| SMITH, Ross..... | 2007 |
| SMITH, Russell..... | 1981-83 |
| SMITH, Slade..... | 2010-12 |
| SMITH, Tommy..... | 1967 |
| SMITH, Tracy..... | 1991 |
| SNOW, Ernie..... | 1950, '52-53 |
| SNOW, Henry..... | 1951 |
| SOKOL, Jack..... | 2021 |
| SORRELL, Robert..... | 1979-82 |
| SPRAGUE, Ben..... | 2004-05 |
| SPRINKLE, Daniel..... | 2016-17 |
| SPEIGNER, Brent..... | 2000 |
| SPEIGNER, Levale..... | 2000-03 |
| SPIVEY, Ben..... | 1976-77 |
| SPRUILL, Dustin..... | 2007 |
| STACEY, Adam..... | 2005 |
| STANFIELD, Chris..... | 2023 |
| STANLEY, Ryan..... | 2006-07 |
| STAPLETON, Josh..... | 2006 |
| STAUB, Eddie..... | 1974, '76 |
| STERLING, Joe..... | 1949-50 |
| STRAITON, Johnny..... | 1966-68 |
| STRICKLAND, Bill..... | 1974 |
| STRINGER, Philip..... | 2005-07 |
| STURKIE, Henry..... | 1955 |
| SULLIVAN, Adam..... | 1996-97 |
| SULLIVAN, David..... | 1974-77 |
| SULLIVAN, Josh..... | 2004-05 |
| SULLIVAN, Scott..... | 1991-93 |

| | |
|-----------------------|-----------|
| SUNSERI, Dean..... | 1983 |
| SUSCE, Paul..... | 1953-56 |
| SWAIM, Mike..... | 1981-82 |
| SVETLAY, Vic..... | 1961-63 |
| SWIDERSKI, Jim..... | 1978, '80 |
| SWILLING, Carson..... | 2021-22 |
| SWORDSMA, Gordon..... | 1955-56 |

• T-T-T •

| | |
|-----------------------|----------------|
| TACKETT, Hunter..... | 2015 |
| TATE, Stuart..... | 1983-84 |
| TAYLOR, Danny..... | 1974-75 |
| TELLA, Ryan..... | 2012-14 |
| THOMAS, Clete..... | 2003-05 |
| THOMAS, Donnie..... | 1983-84 |
| THOMAS, Frank..... | 1987-89 |
| THOMAS, Seb..... | 2020-21 |
| THOMAS, Will..... | 2005 |
| THOMPSON, Johnny..... | 2006-07 |
| THOMPSON, Keegan..... | 2014-15, '17 |
| THOMPSON, Taylor..... | 2007-09 |
| THOMPSON, Will..... | 2015 |
| THORNLEY, Tim..... | 1977 |
| TIDWELL, Travis..... | 1949 |
| TIDWELL, Ray..... | 1969-70 |
| TILLERY, Scott..... | 1983-86 |
| TISDALE, John..... | 1950 |
| TODD, Jonah..... | 2017 |
| TODD, Josh..... | 2002 |
| TOKASEY, Matthew..... | 1978 |
| TOMEY, Mickey..... | 1989-92 |
| TOMSCHA, Damek..... | 2013-14 |
| TRAGESER, John..... | 1976-77 |
| TUBBS, Howell..... | 1953-56 |
| TUBERVILLE, Bill..... | 1963, '65 |
| TUCKER, Bill..... | 1950 |
| TUCKER, Ken..... | 1961 |
| TURNER, Austin..... | 2020 |
| TUTT, Johnny..... | 1980-81 |
| TYLER, John..... | 1999-2000, '02 |

• V-V-V •

| | |
|-----------------------|---------|
| VAIL, Tommy..... | 2023 |
| VAN YPEREN, Jack..... | 1971-73 |
| VARNADORE, Derek..... | 2011-12 |
| VEAL, Brannen..... | 1991-92 |
| VEAL, Inman..... | 1952 |
| VENTER, Brendan..... | 2018 |
| VINES, Doug..... | 2002 |
| VINES, Tim..... | 1986 |
| VISINTAINER, Pat..... | 1983-84 |

• W-W-W •

| | |
|----------------------|--------------|
| WACKER, Cullen..... | 2011-13 |
| WADE, Garrett..... | 2019-20, '22 |
| WADE, Jay..... | 2011-14 |
| WAGGONER, Jay..... | 1992-95 |
| WALKER, Brian..... | 1993 |
| WALKER, Russ..... | 1968-70 |
| WALL, Hindman..... | 1956 |
| WALLEN, Ethan..... | 2011-12 |
| WALLER, Matt..... | 1972-75 |
| WALLEY, Jim..... | 1951-53 |
| WALLACE, Rodney..... | 1967-69 |
| WALSH, Buz..... | 1975 |
| WANDALL, Chad..... | 1996-97, '99 |
| WARD, Bill..... | 1955 |
| WARD, Judd..... | 2018-21 |
| WARE, Bryson..... | 2021-23 |
| WARNER, Devin..... | 2019 |
| WARREN, Rob..... | 1993 |
| WARREN, Wick..... | 1968-69 |
| WATSON, Ryan..... | 2017-20 |
| WATTS, Tommy..... | 1957-58 |

| | |
|---------------------------|-----------|
| WEBB, Bert..... | 1960 |
| WEBB, Dick..... | 1949-51 |
| WEEKS, Mark..... | 1995-96 |
| WEINGARTEN, Dan..... | 1977-80 |
| WELLS, Ralph..... | 1965-66 |
| WEST, Bill..... | 1981 |
| WEST, Kris..... | 2008-09 |
| WESTBROOK, Sam..... | 1934 |
| WHEELER, George..... | 1972 |
| WHIGHAM, Byrd..... | 1954-55 |
| WHITE, Bruce..... | 1959 |
| WHITE, Ethan..... | 1987-88 |
| WHITE, Gayden..... | 1961-63 |
| WHITE, Lee..... | 2005 |
| WHITESSELL, Jack..... | 1986 |
| WHITSETT, Ed..... | 1949 |
| WHITTAKER, Mack..... | 1959-61 |
| WHITTENBURG, Russell..... | 1993-96 |
| WIEHE, Raymond..... | 1983 |
| THOMPSON, Johnny..... | 2006 |
| WILCOXSON, William..... | 1934 |
| WILKS, Darryl..... | 1980, '82 |
| WILLIAMS, Horace..... | 1957, '59 |
| WILLIAMS, Steven..... | 2018-21 |
| WILLIAMS, Tim..... | 1977-78 |
| WILLIAMSON, Chase..... | 2012-13 |
| WILLIAMSON, J.T..... | 2004 |
| WILSON, Darryl..... | 1964 |
| WILSON, Rock..... | 1984-87 |
| WILSON, Stuart..... | 1976 |
| WIMBERLY, Mark..... | 1976-77 |
| WINGARD, Lee..... | 1954-55 |
| WINGENTER, Trey..... | 2013-15 |
| WOLEY, Rankin..... | 2019-21 |
| WOMACK, Dennis..... | 1968-69 |
| WOOD, Eric..... | 1998 |
| WOOD, Richard..... | 1957 |
| WOODALL, Bryan..... | 2006-08 |
| WOODS, Joe..... | 1959-60 |
| WOODWARD, Finley..... | 1995-97 |
| WOOTTON, Patrick..... | 1997 |
| WORTHAM, Brady..... | 2023 |
| WRIGHT, Brett..... | 2018 |
| WRIGHT, Carter..... | 2023 |
| WYANDT, Jake..... | 2022 |
| WYATT, David..... | 1980 |

• Y-Y-Y •

| | |
|------------------------|---------|
| YARBROUGH, Izaac..... | 2015-16 |
| YERBY, Ward..... | 1982-83 |
| YOUNG, Guy..... | 1954-56 |
| YOUNGBLOOD, Tommy..... | 1987-90 |

• Z-Z-Z •

| | |
|-----------------------|---------|
| ZANTHOS, Joseph..... | 1998-99 |
| ZARBNISKY, Daryl..... | 1984 |