



TIGER RECORDS

Single-Game Scoring

Pts.	Player	Opponent	AU-Opp	Date	Site
60	John Mengelt	Alabama	121-78	2/14/70	H
48	John Mengelt	Vanderbilt	96-94	2/20/71	H
47	John Mengelt	Ole Miss	91-77	12/13/69	H
45	John Mengelt	N.C. State	91-85	12/5/70	H
44	Wesley Person	UAB	85-89	12/16/93	H
44	Keenan Carpenter	LSU	91-104	2/8/89	H
43	Ronnie Battle	Georgia	89-84	2/1/92	H
42	John Mengelt	Kentucky	93-105	2/3/69	A
41	John Mengelt	Kentucky	83-84	2/2/70	H
40	Chuck Person	Vanderbilt	79-65	3/1/86	A
40	Mike Mitchell	Georgia	95-71	1/10/77	A
40	John Mengelt	Georgia	79-58	1/4/71	A
40	John Mengelt	Vanderbilt	74-92	2/21/70	H
39	Chuck Person	Florida	81-78	2/6/85	A
39	Eddie Johnson	Tennessee	78-83	1/19/76	A
38	Toney Douglas*	Nicholls State	92-78	11/24/04	H
38	Marquis Daniels	Troy State	94-66	12/22/02	N
38	Mike Mitchell	LSU	95-101	2/20/78	H
38	Eddie Johnson*	Florida	77-85	2/16/74	A
38	John Mengelt	Kentucky	83-102	3/1/71	H
38	Joe Newton	Tulane	87-73	2/15/65	H
37	John Mengelt	Ole Miss	86-85	3/6/71	H
37	John Mengelt	Georgia	84-85	1/20/69	H
36	Lance Weems	Arkansas	101-76	1/6/96	H
36	Derrick Dennison	Vanderbilt	87-74	2/20/90	A
36	Chris Morris	Bradley	90-86	3/17/88	N
36	Chuck Person	Alabama	72-74	2/16/85	A
36	Chuck Person	Villanova	95-83	12/28/83	N
36	Bill Kirkpatrick	Howard	98-77	1/5/55	H
36	John Mengelt	Vanderbilt	85-107	1/23/71	A
36	John Mengelt	Florida	85-70	2/6/71	H
35	Charles Barkley	Tennessee	77-80	1/24/83	H
35	Stan Pietkiewicz	Tennessee	107-94	3/6/78	H
35	Eddie Johnson	LSU	87-78	1/25/75	A
35	John Mengelt	Ole Miss	97-103	12/12/70	A
35	Ronnie Quick	Louisiana Tech	88-77	12/6/66	H
35	Lee DeFore	Florida	86-66	2/9/66	A
35	Lee DeFore	Jacksonville State	78-50	12/7/65	H
35	Lee DeFore	Rice	91-74	12/2/65	H
34	Chris Porter	Navy	88-70	12/19/98	A
34	Wesley Person	Ole Miss	85-88 (20)	1/19/94	A
34	Derrick Dennison	LSU	78-76	3/9/90	N
34	Mike Mitchell	Iona	82-105	12/17/77	A
34	Gary England	Kentucky	79-91	3/3/73	H
34	Lee DeFore	Florida State	80-64	12/27/65	N
33	Toney Douglas*	Virginia	87-89	12/3/04	N
33	Mack McGadney	Toledo (2ot)	90-95	11/25/00	N
33	Wesley Person	Troy State	141-116	12/11/91	H
33	Keenan Carpenter	Florida	79-90	2/15/89	A
33	Chuck Person	Delaware	95-63	12/22/84	N
33	Myles Patrick	Mississippi State	75-89	3/7/77	A
33	Eddie Johnson*	Lamar	88-78	12/22/73	N
33	Ernie Magri	Florida	103-100	2/12/72	A
33	John Mengelt	Louisiana Tech	93-87	12/1/70	H
33	John Mengelt	Vanderbilt	84-75	1/24/70	A

Pts.	Player	Opponent	AU-Opp	Date	Site
32	Frank Tolbert	Vanderbilt	71-78	2/2/08	A
32	Toney Douglas*	Florida	78-84	1/12/05	H
32	Adam Harrington	Detroit	75-72	12/9/00	N
32	Aaron Swinson	Kentucky	74-91	1/30/94	H
32	Keenan Carpenter	Ole Miss	77-80	2/18/89	A
32	Jeff Moore	Eastern Kentucky	97-82	12/15/86	A
32	Mike Jones	Illinois	103-107	12/12/87	A
32	Chuck Person	West Virginia	59-58	12/29/84	A
32	Stan Pietkiewicz	Mississippi State	85-74	1/30/78	H
32	Mike Mitchell	Southern Cal	74-85	12/29/77	N
32	Eddie Johnson	Vanderbilt	78-85	2/17/75	A
32	Eddie Johnson*	Georgia	97-84	3/2/74	H
32	John Mengelt	LSU	94-114	2/15/71	A
32	John Mengelt	Houston	76-79	12/21/70	A
32	Lee DeFore	Houston	76-89	12/30/65	N
31	Quan Prowell	Mississippi State	78-89	2/27/08	A
31	Marquis Daniels	South Carolina	67-60	1/15/03	A
31	Ronnie Battle	Tennessee	88-75	1/20/93	H
31	Aaron Swinson	Troy State	141-116	12/11/91	H
31	Ronnie Battle	LSU	84-96	1/12/91	H
31	Wesley Person	Tulane	84-71	12/28/90	N
31	Chris Morris	Illinois	103-107	12/12/87	A
31	Chuck Person	Ole Miss	75-73	2/22/86	H
31	Chuck Person	Tennessee	75-60	2/9/85	H
30	Aaron Swinson	LSU	111-83	2/12/94	H
30	Wesley Person	Tennessee	85-92	1/22/94	A
30	Wesley Person	Old Dominion	101-87	12/18/93	A
30	Wesley Person	Nicholls State	76-79	11/30/93	H
30	Wesley Person	Old Dominion	96-85	12/28/92	H
30	Gary Redding	Ole Miss	103-88	3/8/76	H

Minimum of 30 points scored per game; *Freshman season

The scorebook from John Mengelt's record-setting 60-point performance.

Single-Game Rebounding


No.	Player	Opponent	AU-Opp	Date	Site
27	Rex Frederick	SMU	65-75	12/19/57	A
25	Rex Frederick	Ole Miss	71-51	1/6/58	A
24	Rex Frederick	Howard	101-70	1/2/57	H
24	Bob Miller	Florida	67-71	2/21/53	A
23	Mike Mitchell*	Mississippi State	78-74	2/22/75	A
22	Bill Alexander	Dartmouth	85-76	12/20/69	N
22	Al Leapheart	Alabama	121-78	2/14/70	H
22	Freddie Guy	Furman	107-86	12/29/64	N
22	Rex Frederick	Alabama	69-50	2/28/59	N
22	Dan Pridgen	Mississippi State	92-85	2/24/51	H
21	Pepto Bolden	Mississippi State	60-67	2/23/74	H

No.	Player	Opponent	AU-Opp	Date	Site
21	Jim Retseck	Mississippi State	92-68	2/10/71	H
21	Freddie Guy	Kentucky	79-99	2/22/64	N
21	Rex Frederick	Tulane	63-49	2/17/58	A
20	Kelvin Ardister	Tennessee	73-84	1/4/89	H
20	Mike Mitchell	LSU	102-86	1/3/76	A
20	Pepto Bolden*	Florida	77-85	2/16/74	A
20	Jim Retseck	Alabama	83-72	1/11/71	H
20	Rex Frederick	LSU	76-58	2/15/58	A
20	Rex Frederick	St. Joseph's	66-64	12/18/56	N
20	Jim Diamond	B'ham-Southern	90-77	12/4/54	H
20	Jim Martin	Mississippi State	68-61	1/18/52	A

* Freshman season

2008-09 Outlook
2008-09 Tigers
Coaching Staff
Coliseum
2007-08 Review
Tiger Records
AU Hoop History
Tiger Tracks
Administration


1,000-Point Club

1. Chuck Person • Forward, 6-8, 215, Brantley, AL (Brantley)



Year	G	FG-A	PCT.	3FG-A	PCT.	FT-A	PCT.	REB	AVG.	PF-DQ	AST	TO	BLK	STL	PTS	AVG.
1982-83	28	118-218	.541	--	--	25-33	.758	128	4.6	57-1	37	37	6	13	261	9.3
1983-84	31	255-470	.543	--	--	83-114	.728	249	8.0	62-3	38	82	8	38	593	19.1
1984-85	34	334-614	.544	--	--	79-107	.738	303	8.9	78-0	69	80	18	42	747	22.0
1985-86	33	310-597	.519	--	--	90-112	.804	260	7.9	83-3	30	73	12	27	710	21.5
Totals	126	1017-1899	.536	--	--	277-366	.757	940	7.5	280-7	174	277	44	120	2311	18.3

2. Mike Mitchell • Forward, 6-8, 215, Atlanta, GA (Price)


Year	G	FG-A	PCT.	3FG-A	PCT.	FT-A	PCT.	REB	AVG.	PF-DQ	AST	TO	BLK	STL	PTS	AVG.
1974-75	25	204-426	.479	--	--	53-98	.541	286	11.4	84-4	15	--	--	--	461	18.4
1975-76	26	210-431	.487	--	--	66-96	.688	249	9.6	76-2	27	--	--	--	486	18.7
1976-77	26	229-429	.534	--	--	47-69	.681	220	8.5	75-5	35	--	--	--	505	19.4
1977-78	27	283-544	.520	--	--	105-135	.778	241	8.9	69-2	50	--	--	--	671	24.9
Totals	104	926-1830	.506	--	--	271-398	.681	996	9.6	304-13	127	--	--	--	2123	20.4

3. Wesley Person • Forward/Guard, 6-6, 200, Brantley, AL (Brantley)



Year	G	FG-A	PCT.	3FG-A	PCT.	FT-A	PCT.	REB	AVG.	PF-DQ	AST	TO	BLK	STL	PTS	AVG.
1990-91	26	153-325	.471	42-118	.356	52-68	.765	147	5.7	49-0	48	49	31	35	400	15.4
1991-92	27	208-411	.506	69-141	.489	53-73	.726	183	6.8	45-1	55	45	24	28	538	19.9
1992-93	27	194-349	.556	58-125	.464	61-79	.772	192	7.1	46-0	102	46	17	21	507	18.8
1993-94	28	217-448	.484	93-210	.443	94-128	.734	179	6.4	45-1	79	45	11	28	621	22.2
Totals	108	772-1533	.497	262-594	.441	260-348	.747	701	6.5	185-2	284	185	88	112	2066	19.1

4. Eddie Johnson • Guard, 6-2, 175, Weirsdale, FL (Lake Weir)


Year	G	FG-A	PCT.	3FG-A	PCT.	FT-A	PCT.	REB	AVG.	PF-DQ	AST	TO	BLK	STL	PTS	AVG.
1973-74	26	231-538	.429	--	--	105-130	.807	105	4.0	85-0	75	--	--	--	567	21.8
1974-75	24	200-449	.445	--	--	102-116	.879	90	3.8	69-3	140	--	--	--	502	20.9
1975-76	26	204-428	.477	--	--	105-142	.739	101	3.9	74-0	149	--	--	--	513	19.7
1976-77	26	154-362	.425	--	--	98-124	.790	67	2.6	88-5	135	--	--	--	406	15.6
Totals	102	789-1777	.444	--	--	410-512	.800	363	3.6	316-8	499	--	--	--	1988	19.5

5. John Mengelt • Guard, 6-3, 190, Elwood, IN (Wendell Wilkie)


Year	G	FG-A	PCT.	3FG-A	PCT.	FT-A	PCT.	REB	AVG.	PF-DQ	AST	TO	BLK	STL	PTS	AVG.
1968-69	25	189-360	.525	--	--	108-138	.782	106	4.2	60	60	--	--	--	486	19.4
1969-70	26	258-554	.465	--	--	180-225	.800	156	6.0	77	54	--	--	--	696	26.8
1970-71	26	265-548	.484	--	--	208-256	.812	108	4.1	92	91	--	--	--	738	28.4
Totals	77	712-1462	.487	--	--	496-619	.801	370	4.7	229	205	--	--	--	1920	24.8

6. Ronnie Battle • Guard, 6-1, 160, Pittsview, AL (Chavala)


Year	G	FG-A	PCT.	3FG-A	PCT.	FT-A	PCT.	REB	AVG.	PF-DQ	AST	TO	BLK	STL	PTS	AVG.
1989-90	31	202-416	.486	64-164	.390	59-82	.720	104	3.4	78-2	79	88	5	38	527	17.0
1990-91	29	184-438	.420	50-122	.410	76-99	.768	75	2.6	68-1	62	83	7	27	494	17.0
1991-92	27	173-352	.491	71-139	.511	32-46	.696	50	1.9	70-1	66	64	9	36	449	16.6
1992-93	27	158-350	.451	51-133	.383	79-96	.823	38	1.4	53-0	86	70	4	24	446	16.5
Totals	114	717-1556	.461	236-558	.423	246-323	.762	267	2.3	269-4	293	305	25	125	1916	16.8


7. Chris Morris • Forward, 6-8, 210, Atlanta, GA (Douglass)


Year	G	FG-A	PCT.	3FG-A	PCT.	FT-A	PCT.	REB	AVG.	PF-DQ	AST	TO	BLK	STL	PTS	AVG.
1984-85	34	155-325	.477	0-1	.000	44-71	.620	169	5.0	81-5	57	87	45	43	354	10.4
1985-86	33	128-256	.500	--	--	69-103	.670	171	5.2	75-3	62	58	60	54	325	9.8
1986-87	31	170-304	.559	9-27	.333	69-97	.711	225	7.3	104-8	80	69	30	42	418	13.5
1987-88	30	241-501	.481	33-97	.340	105-132	.795	295	9.8	83-3	82	85	44	54	620	20.7
Totals	128	694-1386	.501	42-125	.336	287-403	.712	860	6.7	343-19	281	275	179	193	1717	13.4




8. Jeff Moore • Center, 6-7, 240, Birmingham, AL (Midfield)

Year	G	FG-A	PCT.	3FG-A	PCT.	FT-A	PCT.	REB	AVG.	PF-DQ	AST	TO	BLK	STL	PTS	AVG.
1984-85	34	119-242	.492	--	--	41-68	.603	240	7.1	98-3	17	55	13	14	279	8.2
1985-86	33	139-274	.507	--	--	82-108	.759	234	7.1	69-1	29	58	60	54	360	10.9
1986-87	31	208-383	.543	2-7	.286	120-150	.800	293	9.5	84-3	25	69	30	42	538	17.4
1987-88	20	142-286	.497	2-11	.182	86-103	.835	183	9.2	53-3	20	50	9	19	372	18.6
Totals	118	608-1185	.513	4-18	.222	329-429	.767	950	8.1	304-10	91	228	59	62	1549	13.1




9. Marquis Daniels • Forward, 6-6, 200, Orlando, FL (Mt. Zion Christian Academy, NC)

Year	G	FG-A	PCT.	3FG-A	PCT.	FT-A	PCT.	REB	AVG.	PF-DQ	AST	TO	BLK	STL	PTS	AVG.
1999-2000	17	32-72	.444	3-15	.200	10-20	.500	45	2.6	16-0	8	22	2	5	77	4.5
2000-01	32	206-395	.522	11-48	.229	80-124	.624	223	7.0	107-6	50	76	23	71	503	15.7
2001-02	28	115-260	.442	22-62	.355	73-115	.635	148	5.3	75-1	116	99	6	54	325	11.6
2002-03	34	244-476	.513	30-98	.306	107-159	.673	210	6.2	68-0	113	102	8	78	625	18.4
Totals	111	597-1203	.496	66-223	.296	270-418	.646	626	5.6	266-7	287	188	8	116	1530	13.8



10. Scott Pohlman • Guard, 6-2, 170, Roswell, GA (Roswell)

Year	G	FG-A	PCT.	3FG-A	PCT.	FT-A	PCT.	REB	AVG.	PF-DQ	AST	TO	BLK	STL	PTS	AVG.
1997-98	30	108-293	.369	53-162	.327	49-59	.831	78	2.6	66-3	44	71	1	35	318	10.6
1998-99	33	129-317	.407	62-160	.387	69-80	.863	72	2.2	61-0	53	31	0	31	389	11.8
1999-2000	34	117-326	.359	49-155	.316	52-68	.765	80	2.4	61-1	53	46	5	22	335	9.9
2000-01	32	144-338	.426	42-132	.318	70-86	.814	69	2.2	45-0	55	40	2	28	400	12.5
Totals	129	498-1274	.391	206-609	.339	240-293	.819	299	2.3	233-4	205	188	8	116	1442	11.2




11. Frank Ford • Guard/Forward, 6-4, 220, Kissimmee, FL (Osceola)

Year	G	FG-A	PCT.	3FG-A	PCT.	FT-A	PCT.	REB	AVG.	PF-DQ	AST	TO	BLK	STL	PTS	AVG.
1983-84	31	97-222	.437	--	--	38-55	.691	108	3.5	45-0	75	86	1	31	232	7.5
1984-85	34	161-291	.553	--	--	70-113	.619	163	4.8	58-1	59	59	7	37	392	11.5
1985-86	33	153-281	.544	--	--	60-83	.723	146	4.4	56-1	68	39	4	39	366	11.1
1986-87	31	148-309	.479	10-35	.286	93-135	.689	187	6.0	80-3	75	62	4	39	399	12.9
Totals	129	559-1103	.507	10-35	.286	261-386	.676	604	4.7	239-5	277	246	15	146	1389	10.8



12. Aaron Swinson • Forward/Center, 6-5, 230, Brunswick, GA (Brunswick)

Year	G	FG-A	PCT.	3FG-A	PCT.	FT-A	PCT.	REB	AVG.	PF-DQ	AST	TO	BLK	STL	PTS	AVG.
1991-92	27	157-267	.588	0-1	.000	72-127	.567	203	7.5	72-0	28	75	13	30	386	14.3
1992-93	27	183-305	.600	0-1	.000	55-93	.591	207	7.7	58-1	28	64	4	21	421	15.6
1993-94	28	234-371	.631	0-2	.000	111-161	.689	226	8.1	74-1	30	59	6	14	579	20.7
Totals	82	574-943	.609	0-4	.000	238-381	.625	636	7.8	204-2	86	198	23	65	1386	16.9



12. Lee DeFore • Forward, 6-6, 210, Atlanta, GA (Sylvan)

Year	G	FG-A	PCT.	3FG-A	PCT.	FT-A	PCT.	REB	AVG.	PF-DQ	AST	TO	BLK	STL	PTS	AVG.
1963-64	23	168-351	.478	--	--	72-90	.800	176	7.7	72	--	--	--	--	408	17.7
1964-65	23	145-326	.444	--	--	73-92	.793	144	6.3	70	--	--	--	--	363	15.8
1965-66	26	241-516	.467	--	--	133-156	.853	249	9.5	73	--	--	--	--	615	23.7
Totals	72	554-1193	.464	--	--	278-338	.822	569	7.8	215	--	--	--	--	1386	19.0



14. Gary Redding • Forward, 6-6, 185, Atlanta, GA (Price)


Year	G	FG-A	PCT.	3FG-A	PCT.	FT-A	PCT.	REB	AVG.	PF-DQ	AST	TO	BLK	STL	PTS	AVG.
1972-73	26	120-278	.432	--	--	58-90	.644	214	8.2	60	39	--	--	--	298	11.5
1973-74	26	117-297	.393	--	--	79-98	.806	246	9.4	56	30	--	--	--	313	12.0
1974-75	26	159-309	.515	--	--	63-80	.788	263	10.1	72	40	--	--	--	381	14.7
1975-76	26	139-265	.525	--	--	64-87	.736	213	8.2	64	29	--	--	--	342	13.2
Totals	104	535-1149	.466	--	--	264-355	.744	936	9.0	252	138	--	--	--	1334	12.8



15. Doc Robinson • Guard, 6-2, 180, Selma, AL (Selma)

Year	G	FG-A	PCT.	3FG-A	PCT.	FT-A	PCT.	REB	AVG.	PF-DQ	AST	TO	BLK	STL	PTS	AVG.
1996-97	31	70-189	.370	16-56	.286	35-46	.761	89	2.9	48-0	96	54	1	31	191	6.2
1997-98	30	140-358	.391	43-127	.339	49-64	.766	110	3.7	55-2	131	93	6	35	372	12.4
1998-99	33	137-303	.452	37-109	.339	67-86	.779	87	2.6	58-0	166	68	3	47	378	11.5
1999-2000	34	139-345	.403	50-142	.352	63-81	.778	103	3.0	48-0	175	66	4	40	391	11.5
Totals	128	486-1195	.407	146-434	.336	214-277	.773	389	3.0	209-2	568	281	14	153	1332	10.4




16. Stan Pietkiewicz • Guard, 6-5, 200, Winter Park, FL (Winter Park)



Year	G	FG-A	PCT.	3FG-A	PCT.	FT-A	PCT.	REB	AVG.	PF-DQ	AST	TO	BLK	STL	PTS	AVG.
1974-75	25	100-233	.429	--	--	41-52	.788	71	2.8	55-0	52	--	--	--	241	9.6
1975-76	25	112-243	.461	--	--	28-40	.700	67	2.7	56-1	86	--	--	--	252	10.1
1976-77	23	106-219	.484	--	--	44-51	.863	61	2.7	41-0	90	--	--	--	256	11.1
1977-78	27	194-380	.511	--	--	128-146	.877	96	3.6	64-2	128	--	--	--	516	19.1
Totals	100	512-1075	.476	--	--	241-289	.834	295	3.0	216-3	356	--	--	--	1265	12.7

17. Frank Tolbert • Guard, 6-6, 210, River Falls, AL (Red Level)


Year	G	FG-A	PCT.	3FG-A	PCT.	FT-A	PCT.	REB	AVG.	PF-DQ	AST	TO	BLK	STL	PTS	AVG.
2004-05	30	73-172	.424	18-55	.327	44-68	.647	90	3.0	110-8	29	60	15	22	208	6.9
2005-06	28	90-209	.431	27-75	.360	48-83	.578	99	3.5	90-7	35	73	23	37	255	9.1
2006-07	32	128-268	.478	38-101	.376	83-116	.716	155	4.8	118-8	49	73	20	42	377	11.8
2007-08	30	134-312	.429	32-102	.314	102-134	.761	155	5.2	109-5	67	76	14	46	402	13.4
Totals	120	425-961	.442	115-333	.345	277-401	.691	499	4.2	427-28	180	282	72	147	1242	10.4

18. Darrell Lockhart • Forward/Center, 6-9, 235, Thomaston, GA (Robert E. Lee)



Year	G	FG-A	PCT.	3FG-A	PCT.	FT-A	PCT.	REB	AVG.	PF-DQ	AST	TO	BLK	STL	PTS	AVG.
1979-80	28	99-211	.469	--	--	48-68	.706	151	5.4	69-2	38	--	8	16	246	8.8
1980-81	27	134-244	.549	--	--	34-47	.723	173	6.4	91-4	46	51	9	10	302	11.2
1981-82	28	142-256	.555	--	--	40-51	.784	160	5.7	89-5	25	64	21	22	324	11.6
1982-83	28	162-297	.545	--	--	40-53	.755	153	5.5	83-5	29	64	16	12	364	13.0
Totals	111	537-1008	.533	--	--	162-219	.740	637	5.7	332-16	138	179	54	60	1236	11.1

19. Wes Flanigan • Guard, 6-1, 180, Little Rock, AR (Parkview)



Year	G	FG-A	PCT.	3FG-A	PCT.	FT-A	PCT.	REB	AVG.	PF-DQ	AST	TO	BLK	STL	PTS	AVG.
1993-94	28	61-130	.469	1-13	.077	58-94	.617	47	1.7	72-5	137	22	1	9	181	6.5
1994-95	29	81-186	.435	15-57	.263	81-101	.802	68	2.3	56-0	84	58	3	24	258	8.9
1995-96	32	142-338	.420	26-97	.268	118-168	.702	100	3.1	73-2	214	41	2	18	428	13.4
1996-97	31	117-278	.421	26-97	.268	81-122	.664	76	2.5	65-3	138	93	2	39	341	11.0
Totals	120	401-952	.421	68-264	.258	338-485	.697	291	2.4	266-10	573	214	8	90	1208	10.1

20. Charles Barkley • Center, 6-6, 265, Leeds, AL (Leeds)


Year	G	FG-A	PCT.	3FG-A	PCT.	FT-A	PCT.	REB	AVG.	PF-DQ	AST	TO	BLK	STL	PTS	AVG.
1981-82	28	144-242	.595	--	--	68-107	.636	275	9.8	99-4	30	45	51	13	356	12.7
1982-83	28	161-250	.644	--	--	82-130	.631	266	9.5	102-9	49	80	45	32	404	14.4
1983-84	28	162-254	.638	--	--	99-145	.683	265	9.5	89-4	58	80	49	31	423	15.1
Totals	84	467-746	.626	--	--	249-382	.652	806	9.6	290-17	137	205	145	76	1183	14.1

21. Lance Weems • Guard, 6-3, 195, Ashland, AL (Clay County)


Year	G	FG-A	PCT.	3FG-A	PCT.	FT-A	PCT.	REB	AVG.	PF-DQ	AST	TO	BLK	STL	PTS	AVG.
1992-93	26	16-45	.356	9-26	.346	3-4	.750	25	1.0	27-0	26	23	0	8	44	1.7
1993-94	24	82-208	.394	45-126	.357	40-46	.870	60	2.5	52-1	67	20	0	8	249	10.4
1994-95	29	127-292	.435	78-195	.400	50-64	.781	97	3.3	67-1	70	77	1	32	382	13.2
1995-96	32	149-370	.403	108-279	.387	24-34	.706	116	3.6	70-0	55	19	0	11	430	13.4
Totals	111	374-915	.409	240-626	.383	117-148	.791	298	2.7	216-2	218	139	1	59	1105	10.0

22. Bryant Smith • Forward, 6-5, 195, Huntsville, AL (Butler)


Year	G	FG-A	PCT.	3FG-A	PCT.	FT-A	PCT.	REB	AVG.	PF-DQ	AST	TO	BLK	STL	PTS	AVG.
1995-96	29	34-79	.430	19-40	.475	16-28	.571	58	2.0	24-1	12	3	2	6	103	3.6
1996-97	31	83-206	.403	37-126	.294	47-69	.681	131	4.2	56-2	33	44	1	53	250	8.1
1997-98	28	130-257	.506	12-57	.211	99-149	.664	185	6.6	58-0	64	51	10	67	371	13.3
1998-99	33	134-295	.454	19-70	.271	76-125	.608	203	6.2	57-0	43	49	2	53	363	11.0
Totals	121	381-837	.455	87-293	.297	238-371	.642	577	4.8	195-3	152	147	15	179	1087	9.0

23. Bubba Price • Guard, 6-3, 175, Birmingham, AL (Carver)


Year	G	FG-A	PCT.	3FG-A	PCT.	FT-A	PCT.	REB	AVG.	PF-DQ	AST	TO	BLK	STL	PTS	AVG.
1976-77	25	50-113	.442	--	--	20-35	.571	32	1.3	46-2	23	--	--	--	120	4.8
1977-78	26	81-181	.448	--	--	29-49	.592	57	2.2	83-5	109	--	--	--	191	7.3
1978-79	29	181-390	.464	--	--	97-123	.789	99	3.4	93-5	120	--	--	--	459	15.8
1979-80	28	123-267	.461	--	--	59-83	.711	72	2.6	64-3	72	--	--	--	305	10.9
Totals	108	435-951	.457	--	--	205-290	.707	260	2.4	286-15	324	--	--	--	1075	10.0



2008-09 Outlook
 2008-09 Tigers
 Coaching Staff
 Coliseum
 2007-08 Review
 Tiger Records
 AU Hoop History
 Tiger Tracks
 Administration

24. Derrick Dennison • Forward/Guard, 6-3, 190, Atlanta, GA (Douglass)

Year	G	FG-A	PCT.	3FG-A	PCT.	FT-A	PCT.	REB	AVG.	PF-DQ	AST	TO	BLK	STL	PTS	AVG.
1986-87	18	17-28	.607	6-10	.600	4-4	1.000	10	0.6	11-0	11	14	3	1	44	2.4
1987-88	30	78-158	.494	16-45	.356	25-35	.714	78	2.6	62-1	35	47	10	25	197	6.6
1988-89	28	138-313	.441	26-84	.310	47-66	.712	117	4.2	82-3	119	108	15	44	349	12.5
1989-90	30	182-392	.464	27-79	.342	89-117	.761	131	4.4	94-2	73	107	11	54	480	16.0
Totals	106	415-891	.466	75-218	.344	165-222	.743	336	3.2	249-6	238	276	39	124	1070	10.1




25. Rasheem Barrett • Guard, 6-5, 220, Atlanta, GA (Marist)

Year	G	FG-A	PCT.	3FG-A	PCT.	FT-A	PCT.	REB	AVG.	PF-DQ	AST	TO	BLK	STL	PTS	AVG.
2005-06	28	110-237	.464	39-100	.390	52-69	.754	84	3.0	66-2	43	67	2	23	311	11.1
2006-07	32	132-349	.378	46-155	.297	41-61	.672	125	3.9	57-2	73	66	6	36	351	11.0
2007-08	30	164-369	.444	46-137	.336	33-47	.702	121	4.0	58-0	66	58	4	25	407	13.6
2008-09																
Totals	90	406-955	.425	131-392	.334	126-177	.712	330	3.7	181-4	182	191	12	84	1069	11.9




26. Pat Burke • Center, 6-11, 250, Cape Coral, FL (Mariner)

Year	G	FG-A	PCT.	3FG-A	PCT.	FT-A	PCT.	REB	AVG.	PF-DQ	AST	TO	BLK	STL	PTS	AVG.
1993-94	28	48-100	.480	0-1	.000	16-32	.500	82	2.9	55-4	14	18	8	2	112	4.0
1994-95	29	107-201	.532	3-9	.333	43-67	.642	139	4.8	53-0	29	53	29	27	260	9.0
1995-96	32	138-287	.481	13-54	.241	63-97	.649	278	8.7	86-3	28	39	11	8	352	11.0
1996-97	31	128-270	.474	4-26	.154	80-124	.645	216	7.0	76-1	88	88	33	28	340	11.0
Totals	120	421-858	.491	20-90	.222	202-320	.631	715	6.0	270-8	159	198	81	65	1064	8.9




27. Marco Killingsworth • Forward, 6-7, 235, Montgomery, AL (Central Park Christian Academy)

Year	G	FG-A	PCT.	3FG-A	PCT.	FT-A	PCT.	REB	AVG.	PF-DQ	AST	TO	BLK	STL	PTS	AVG.
2001-02	28	90-170	.529	1-5	.299	38-73	.521	117	4.2	81-4	24	49	11	8	219	7.8
2002-03	34	170-309	.550	13-36	.361	98-143	.685	219	6.4	97-4	33	98	10	18	451	13.3
2003-04	27	145-247	.587	4-10	.400	77-120	.642	187	6.9	74-1	28	68	16	21	371	13.7
Totals	89	405-726	.558	18-48	.375	213-336	.634	523	5.9	252-9	85	215	37	47	1041	11.7




28. Franklin Williams • Forward, 6-6, 215, Headland, AL (Headland)

Year	G	FG-A	PCT.	3FG-A	PCT.	FT-A	PCT.	REB	AVG.	PF-DQ	AST	TO	BLK	STL	PTS	AVG.
1994-95	29	75-142	.528	9-27	.333	66-89	.742	127	4.4	86-4	33	62	4	16	225	7.8
1995-96	32	115-17	.530	32-68	.471	71-106	.670	154	4.8	70-1	35	29	0	6	333	10.4
1996-97	31	80-179	.447	33-86	.384	53-77	.688	131	4.2	61-1	25	57	3	21	246	7.9
1997-98	30	73-182	.401	31-91	.341	46-74	.622	113	3.8	71-2	35	71	6	21	223	7.4
Totals	122	343-720	.476	105-272	.386	236-346	.682	525	4.3	288-8	128	219	13	64	1027	8.4



29. Bill Alexander • Center, 6-6, 215, Cherokee, AL (Cherokee Vocational)

Year	G	FG-A	PCT.	3FG-A	PCT.	FT-A	PCT.	REB	AVG.	PF-DQ	AST	TO	BLK	STL	PTS	AVG.
1967-68	25	125-257	.486	--	--	85-143	.594	186	7.4	84	26	--	--	--	335	13.4
1968-69	25	126-238	.529	--	--	85-132	.644	184	7.4	91	22	--	--	--	337	13.4
1969-70	26	141-271	.520	--	--	72-134	.537	316	12.1	78	19	--	--	--	354	13.6
Totals	76	392-766	.511	--	--	242-409	.591	686	8.9	253	67	--	--	--	1026	13.4



30. Earl Banks • Forward, 6-7, 220, Birmingham, AL (Holy Family)

Year	G	FG-A	PCT.	3FG-A	PCT.	FT-A	PCT.	REB	AVG.	PF-DQ	AST	TO	BLK	STL	PTS	AVG.
1977-78	27	64-138	.464	--	--	36-54	.667	173	6.4	98-11	4	--	--	--	164	6.1
1978-79	29	141-284	.496	--	--	35-56	.625	205	7.1	105-7	11	--	--	--	317	10.9
1979-80	28	86-173	.497	--	--	31-55	.564	164	5.9	90-3	13	--	--	--	203	7.3
1980-81	27	140-248	.565	--	--	40-69	.580	188	7.0	95-4	17	--	--	--	320	11.9
Totals	111	431-843	.511	--	--	142-234	.607	730	6.6	388-25	45	--	--	--	1004	9.0



Statistical Trends

	G	FG-FGA	PCT.	FT-FTA	PCT.	REB-AVG.	PF-FO	A	TO	PTS	AVG.
1949-50											
Auburn	23	533-1536	.346	371-547	.677		409-na			1437	62.4
Opponents	23	475-1605	.296	311-513	.606		438-na			1261	54.8
1950-51											
Auburn	21	539-1746	.309	353-525	.672	927-42.1				1431	65.0
Opponents	21	558-na		343-547	.626					1460	66.3
1951-52											
Auburn	25	616-1992	.309	372-587	.634	1212-48.5				1604	64.1
Opponents	25	553-na		388-624	.622					1491	59.6
1952-53											
Auburn	21	532-1571	.345	420-667	.629	1042-49.6	490-na			1484	70.7
Opponents	21	440-na		466-759	.614		437-na			1361	64.9
1953-54											
Auburn	24	622-1785	.348	532-787	.675	1045-43.0	596-na			1776	72.0
Opponents	24									1644	68.5
1954-55											
Auburn	20	561-1371	.396	455-660	.689	829-41.5	368-na			1577	78.9
Opponents	20									1552	77.6
1955-56											
Auburn	21	586-1447	.405	469-681	.689	989-47.1	426-na			1641	78.1
Opponents	21	566-na		464-698	.663		407-na			1596	76.0
1956-57											
Auburn	21	590-1386	.426	479-648	.739	1028-49.0	400-na			1659	79.0
Opponents	21									1506	71.7
1957-58											
Auburn	22	605-1478	.409	376-535	.703	1161-52.8	379-na			1586	72.1
Opponents	22	551-1614	.341	331-508	.653	991-45.0	398-na			1433	65.1
1958-59											
Auburn	22	593-1216	.487	514/707	.727	1004-45.6	385-na			1700	77.3
Opponents	22	494-1429	.346	330/492	.668	828-37.2	404-na			1318	59.9
1959-60											
Auburn	22	532-1022	.521	424-549	.772	802-36.5	307-na			1488	67.6
Opponents	22	490-1230	.397	298-423	.704	678-30.8	399-na			1278	58.1
1960-61											
Auburn	22	500-1018	.491	407-544	.748	791-33.0	334-na			1407	62.1
Opponents	22	483-1217	.397	312-441	.707	734-30.6	387-na			1278	58.1
1961-62											
Auburn	24	542-1190	.456	415-573	.724	954-39.8	350-na			1499	62.5
Opponents	24	487-1354	.353	280-410	.683	749-31.2	436-na			1254	52.3
1962-63											
Auburn	22	601-1191	.504	356-501	.710	911-41.4	369-na			1558	70.8
Opponents	22									1312	59.6
1963-64											
Auburn	23	629-1348	.467	384-558	.688	1028-44.7	466-26			1642	71.3
Opponents	23	593-1431	.414	417-614	.687	899-39.1	445-20			1603	69.7
1964-65											
Auburn	25	699-1488	.469	479-645	.743	1111-44.4	553-na			1877	75.1
Opponents	25	599-1441	.415	489-719	.621	916-36.6	481-na			1685	67.4
1965-66											
Auburn	26	749-1606	.465	476-601	.792	1085-41.7	545-na	325		1974	75.9
Opponents	26	695-1618	.428	494-701	.704	1027-39.5	465-na	224		1884	72.4
1966-66											
Auburn	25	651-1322	.492	478-657	.727	1001-40.0	493-na	304		1780	71.2
Opponents	25	598-1446	.413	468-655	.711	884-35.4	491-na	178		1664	66.5
1967-68											
Auburn	26	649-1370	.473	454-661	.686	983-37.8	497-na	404		1752	67.3
Opponents	26	653-1491	.437	453-610	.742	940-36.1	516-na	282		1759	67.7
1968-69											
Auburn	25	734-1461	.502	470-648	.725	989-39.5	421-na	428		1938	77.4
Opponents	25	730-1629	.448	382-517	.738	950-38.0	504-na	331		1842	73.6



	G	FG-FGA	PCT.	3FG-A	PCT.	FT-FTA	PCT.	REB-AVG.	PF-FO	A	TO	BLK	STL	PTS	AVG.
1970-71															
Auburn	26	817-1766	.462			502-673	.745	1207-46.4	532-na	275				2136	82.1
Opponents	26	837-1842	.454			555-766	.724	1129-43.8	522-na	284				2229	85.7
1971-72															
Auburn	26	772-1633	.473			485-672	.722	1114-42.8	532-na	282				2029	78.0
Opponents	26	789-1752	.450			523-720	.726	1092-42.1	495-na	328				2101	80.8
1972-73															
Auburn	26	741-1707	.434			370-569	.650	1157-44.5	518-26	314				1852	71.2
Opponents	26	866-1888	.459			327-483	.677	1186-45.6	564-21	404				2059	79.2
1973-74															
Auburn	26	824-1951	.422			395-559	.706	1269-48.7	581-29	290				2043	78.5
Opponents	26	869-1907	.456			446-609	.732	1159-44.5	549-17	346				2184	84.0
1974-75															
Auburn	26	870-1916	.454			385-532	.724	1292-49.7	557-20	319				2125	81.7
Opponents	26	829-1946	.426			377-551	.684	1109-42.7	529-21	340				2035	78.3
1975-76															
Auburn	26	862-1774	.486			391-558	.701	1156-44.5	543-18	349				2115	81.3
Opponents	26	819-1806	.453			373-514	.726	976-37.5	445-25	377				2011	77.3
1976-77															
Auburn	26	862-1792	.481			368-509	.723	1152-44.3	517-17	357				2092	80.5
Opponents	26	827-1780	.465			299-459	.651	949-36.5	506-18	448				1953	75.1
1977-78															
Auburn	27	887-1818	.488			441-582	.758	1113-41.2	608-33	402				2215	82.0
Opponents	27	889-1855	.479			442-638	.693	1024-37.9	555-17	437				2220	82.2
1978-79															
Auburn	29	842-1734	.486			377-530	.711	1014-35.0	588-27	381				2061	71.1
Opponents	29	838-1711	.490			425-599	.710	980-33.8	540-26	411				2101	72.4
1979-80															
Auburn	28	746-1570	.475			362-532	.680	940-33.6	605-17	375		44	142	1854	66.2
Opponents	28	716-1513	.473			446-645	.691	933-33.3	497-12	367				1878	67.1
1980-81															
Auburn	27	727-1505	.483			317-481	.659	912-33.8	592-19	338	392	47	145	1771	65.6
Opponents	27	650-1400	.464			473-660	.717	871-32.3	519-17	311				1773	65.7
1981-82															
Auburn	28	789-1553	.508			356-500	.712	937-33.5	589-24	413	425	100	151	1934	69.1
Opponents	28	712-1493	.477			436-630	.692	824-29.4	498-13	335	345	46	155	1860	66.4
1982-83															
Auburn	28	818-1641	.498			349-510	.684	1024-36.6	563-24	444	502	88	158	1985	70.9
Opponents	28	764-1630	.469			421-619	.680	917-32.8	520-20	368	408	82	213	1949	69.6
1983-84															
Auburn	31	908-1752	.518			442-649	.681	1145-36.9	531-15	481	532	85	216	2258	72.8
Opponents	31	847-1818	.481			357-512	.697	882-28.5	602-24	462	436	66	233	2105	67.9
1984-85															
Auburn	34	1016-2040	.498			358-556	.644	1301-38.3	554-13	464	479	118	224	2390	70.3
Opponents	34	938-2003	.468			342-530	.645	1061-31.2	580-15	361	408	54	217	2218	65.2
1985-86															
Auburn	33	977-1934	.505			425-567	.750	1156-35.0	489-8	526	439	94	191	2379	72.1
Opponents	33	953-2005	.475			288-411	.701	1021-30.9	529-8	466	396	45	198	2194	66.5
1986-87															
3-point line is 19'-9" this year through 2007-08; moved to 20'-9" in 2008-09															
Auburn	31	955-1927	.496	107-284	.475	460-632	.728	1228-39.6	553-18	501	398	114	210	2477	79.9
Opponents	31	883-1919	.460	168-431	.382	390-546	.714	992-32.0	531-12	378	438	79	227	2324	75.0
1987-88															
Auburn	30	884-1863	.475	148-416	.356	406-527	.770	1203-40.1	479-12	518	478	83	208	2322	77.4
Opponents	30	843-1877	.449	166-435	.382	308-481	.640	977-32.6	527-10	399	389	58	264	2160	72.0
1988-89															
Auburn	28	813-1749	.465	130-375	.347	370-564	.656	1138-40.6	554-21	452	513	83	203	2126	75.9
Opponents	28	838-1791	.468	138-352	.392	412-593	.695	1008-36.0	536-10	428	400	95	275	2226	79.5
1989-90															
Auburn	31	865-1863	.464	139-383	.363	541-776	.697	1171-37.8	675-23	430	525	74	258	2410	77.7
Opponents	31	900-1889	.476	150-402	.373	525-782	.671	1148-37.0	670-12	455	496	152	274	2475	79.8
1990-91															
Auburn	29	799-1791	.446	174-462	.377	412-626	.658	1083-37.3	635-23	425	516	90	212	2184	75.3
Opponents	29	811-1726	.470	116-336	.345	564-812	.695	1085-37.4	578-15	401	470	133	267	2302	79.4
1991-92															
Auburn	27	877-1715	.511	182-403	.452	401-612	.655	978-36.2	545-13	463	438	82	189	2337	86.6
Opponents	27	849-1744	.487	135-407	.332	468-675	.693	985-36.5	510-8	432	426	99	202	2301	85.2

	G	FG-FGA	PCT.	3FG-A	PCT.	FT-FTA	PCT.	REB-AVG.	PF-FO	A	TO	BLK	STL	PTS	AVG.
1992-93															
Auburn	27	815-1627	.501	161-413	.390	380-540	.704	969-35.9	478-12	423	433	75	166	2171	80.4
Opponents	27	784-1696	.462	136-399	.341	353-508	.695	922-34.1	518-14	374	398	70	180	2057	76.2
1993-94															
Auburn	28	854-1689	.506	182-479	.380	398-610	.652	1069-38.2	544-23	457	489	69	129	2288	81.7
Opponents	28	843-1830	.461	161-446	.361	419-611	.686	964-34.4	548-13	394	376	75	162	2266	80.9
1994-95															
Auburn	29	784-1662	.472	222-606	.366	440-615	.715	1049-35.2	513-14	493	495	70	216	2230	76.9
Opponents	29	794-1808	.439	214-622	.344	322-530	.608	1046-36.1	543-19	454	454	94	230	2124	73.2
1995-96															
Auburn	32	814-1868	.436	287-806	.356	463-686	.675	1188-37.1	536-10	482	551	88	251	2378	74.3
Opponents	32	853-1958	.436	195-581	.336	382-560	.682	1166-36.4	614-20	503	503	105	256	2283	71.3
1996-97															
Auburn	31	730-1759	.415	212-703	.302	384-596	.644	1150-37.1	569-13	387	506	103	245	2056	66.3
Opponents	31	718-1742	.412	159-470	.338	422-611	.691	1093-35.3	562-19	352	504	80	215	2017	65.1
1997-98															
Auburn	30	743-1766	.421	197-608	.324	385-596	.646	1183-39.4	560-20	372	492	152	215	2068	68.9
Opponents	30	698-1735	.402	201-579	.347	422-605	.698	1054-35.1	569-5	381	465	94	214	2019	67.3
1998-99															
Auburn	33	974-2245	.434	234-672	.348	498-766	.650	1452-44.0	628-10	461	425	112	327	2680	81.2
Opponents	33	714-1803	.396	188-577	.326	417-667	.625	1150-34.8	672-26	370	657	98	180	2033	61.6
1999-2000															
Auburn	34	874-2118	.413	227-695	.327	448-684	.655	1335-39.3	582-16	438	452	110	247	2423	71.3
Opponents	34	785-1915	.410	210-662	.317	408-596	.685	1205-35.4	648-13	390	556	113	189	2188	64.4
2000-01															
Auburn	32	917-2043	.449	198-642	.308	445-684	.651	1243-38.8	629-26	495	450	155	265	2477	77.4
Opponents	32	816-1930	.423	218-660	.330	488-714	.683	1217-38.0	646-17	489	526	99	219	2338	73.1
2001-02															
Auburn	28	659-1575	.418	163-517	.315	354-597	.593	1011-36.1	571-10	371	503	152	229	1835	65.5
Opponents	28	653-1624	.402	151-500	.302	408-599	.681	1055-37.7	542-10	349	473	74	239	1865	66.6
2002-03															
Auburn	34	879-1890	.465	198-573	.346	452-685	.660	1200-35.3	561-9	461	540	178	269	2408	70.8
Opponents	34	809-1939	.417	230-702	.328	387-571	.678	1131-33.3	661-17	422	539	101	269	2235	65.7
2003-04															
Auburn	28	700-1598	.438	185-543	.341	375-566	.663	1040-37.1	472-3	427	446	134	244	1960	70.0
Opponents	28	663-1529	.434	195-534	.365	315-474	.665	911-32.5	555-12	363	459	78	228	1836	65.6
2004-05															
Auburn	31	757-1794	.422	259-755	.343	418-576	.726	1027-33.1	624-26	402	449	60	228	2191	70.7
Opponents	31	837-1788	.468	227-636	.357	431-653	.660	1166-37.6	520-10	456	469	117	235	2332	75.2
2005-06															
Auburn	28	654-1509	.433	194-545	.356	334-529	.631	924-33.0	552-16	378	446	118	226	1836	65.6
Opponents	28	654-1480	.442	193-553	.349	395-585	.675	959-34.2	484-15	378	450	108	210	1896	67.7
2006-07															
Auburn	32	851-1876	.454	235-701	.335	403-639	.631	1164-36.4	613-26	532	526	130	270	2340	73.1
Opponents	32	827-1853	.446	253-678	.373	400-624	.641	1140-35.6	574-0	459	513	106	252	2307	72.1
2007-08															
Auburn	30	777-1698	.458	229-674	.340	358-535	.669	971-32.4	492-15	453	408	74	259	2141	71.4
Opponents	30	804-1672	.481	257-685	.375	318-469	.678	1004-33.5	502-10	452	453	109	174	2183	72.8



The 1993-94 Tigers were ranked No. 1 in the nation in field goal pct. (.506) and were led by Aaron Swinson's 63.1 percent shooting from the field, which ranked fifth in the NCAA.



The 1960 SEC Champion Tigers led the nation in two categories: field goal pct. (.521) and free throw pct. (.772). Henry Hart (pictured here) and Jimmy Fibbe both shot 53.7 percent from the field.



TIGER RECORDS

Single-Season Team Leaders

Wins

1.	29	1998-99
2.	24	1999-2000
3.	22	2002-03
	22	1985-86
	22	1984-85
6.	20	1983-84
	20	1958-59
	20	1927-28
9.	19	1995-96
	19	1987-88
	19	1959-60
12.	18	2000-01, 1986-87
	18	1974-75, 1962-63
	18	1961-62

Winning Percentage

1.	.909 (20-2)	1958-59
	.909 (20-2)	1927-28
3.	.878 (29-4)	1998-99
4.	.864 (19-3)	1959-60
5.	.818 (18-4)	1962-63
6.	.750 (18-6)	1961-62
7.	.727 (16-6)	1957-58
	.727 (16-6)	1938-39
9.	.722 (13-5)	1941-42
	.722 (13-5)	1936-37
11.	.708 (17-7)	1953-54
	.708 (17-7)	1949-50
13.	.706 (24-10)	1999-2000

Games Played

1.	34	2002-03
	34	1999-2000
	34	1984-85
4.	33	1998-99
	33	1985-86
6.	32	2006-07
	32	2000-01
	32	1995-96
8.	31	2004-05
	31	1996-97
	31	1989-90
	31	1986-87
	31	1983-84

Field Goals Made

1.	1016	1984-85
2.	977	1985-86
3.	974	1998-99
4.	955	1986-87
5.	917	2000-01
6.	908	1983-84
7.	887	1977-78
8.	884	1987-88
9.	879	2002-03
10.	877	1991-92
11.	874	1999-2000

Field Goals Attempted

1.	2245	1998-99
2.	2118	1999-2000
3.	2043	2000-01
4.	2040	1984-85
5.	1992	1951-52
6.	1951	1973-74
7.	1934	1985-86
8.	1927	1986-87

9.	1916	1974-75
10.	1890	2002-03

Field Goal Percentage

1.	.521 (ranked #1 in NCAA Div. I)	1959-60
2.	.518	1983-84
3.	.511	1991-92
4.	.508	1981-82
5.	.506 (ranked #1 in NCAA Div. I)	1993-94
6.	.505	1985-86
7.	.504	1962-63
8.	.502	1968-69
9.	.501	1992-93
10.	.498	1984-85
	.498	1982-83

3-Point Field Goals Made

1.	287	1995-96
2.	259	2004-05
3.	235	2006-07
4.	234	1998-99
5.	229	2007-08
6.	227	1999-2000
7.	222	1994-95
8.	212	1996-97
9.	198	2002-03
	198	2000-01

Season records kept since 1986-87.

3-Point Field Goals Attempted

1.	806	1995-96
2.	755	2004-05
3.	703	1996-97
4.	701	2006-07
5.	695	1999-2000
6.	674	2007-08
7.	672	1998-99
8.	642	2000-01
9.	608	1997-98
10.	606	1994-95

Season records kept since 1986-87.

3-Point Field Goal Percentage

1.	.452	1991-92
2.	.390	1992-93
3.	.380	1993-94
4.	.377	1990-91
	.377	1986-87
6.	.366	1994-95
7.	.363	1989-90
8.	.356	1987-88
	.356	2005-06
10.	.348	1998-99

Season records kept since 1986-87.

Free Throws Made

1.	541	1989-90
2.	532	1953-54
3.	514	1958-59
4.	502	1970-71
5.	499	1969-70
6.	498	1998-99
7.	485	1971-72
8.	479	1964-65
	479	1956-57
10.	478	1966-67

Free Throws Attempted

1.	787	1953-54
2.	776	1989-90

3.	707	1958-59
4.	703	1969-70
5.	686	1995-96
6.	685	2002-03
7.	684	2000-01
	684	1999-2000
9.	681	1955-56
10.	673	1970-71

Free Throw Percentage

1.	.792 (ranked #1 in NCAA Div. I)	1965-66
2.	.772	1959-60
3.	.770	1987-88
4.	.758	1977-78
5.	.750	1985-86
6.	.748	1960-61
7.	.745	1970-71
8.	.743	1964-65
9.	.739	1956-57
10.	.728	1986-87

Rebounds

1.	1452	1998-99
2.	1335	1999-2000
3.	1301	1984-85
4.	1292	1974-75
5.	1269	1973-74
6.	1243	2000-01
7.	1228	1986-87
8.	1212	1951-52
9.	1209	1969-70
10.	1207	1970-71

Rebound Average

1.	52.8	1957-58
2.	49.7	1974-75
3.	49.6	1952-53
4.	49.0	1956-57
5.	48.7	1973-74
6.	48.5	1951-52
7.	47.1	1955-56
8.	46.5	1969-70
9.	46.4	1970-71
10.	45.6	1958-59

Rebound Margin

1.	+9.2	1998-99
2.	+8.6	1961-62
3.	+8.4	1983-84
	+8.4	1958-59
5.	+7.8	1976-77
	+7.8	1964-65
7.	+7.6	1986-87
8.	+7.5	1987-88
9.	+7.1	1984-85
10.	+7.0	1974-75, 1975-76

Personal Fouls

1.	675	1989-90
2.	635	1990-91
3.	629	2000-01
4.	628	1998-99
5.	624	2004-05
6.	613	2006-07
7.	608	1977-78
8.	605	1979-80
8.	596	1953-54
9.	592	1980-81
10.	589	1981-82

Administration
Tiger Tracks
AU Hoop History
Tiger Records
2007-08 Review
Coliseum
Coaching Staff
2008-09 Tigers
2008-09 Outlook

Fouled Out

1.	33	1977-78
2.	29	1973-74
3.	27	1978-79
4.	26	2006-07
	26	2004-05
	26	2000-01
	26	1972-73
7.	24	1982-83
	24	1981-82
9.	23	1993-94
	23	1989-90, 1990-91

Assists

1.	532	2006-07
2.	526	1985-86
3.	518	1987-88
4.	501	1986-87
5.	495	2000-01
6.	493	1994-95
7.	482	1995-96
8.	481	1983-84
9.	464	1984-85
10.	463	1991-92

Season records kept only since 1965-66.

Blocked Shots

1.	178	2002-03
2.	155	2000-01
3.	152	2001-02
	152	1997-98

5.	134	2003-04
6.	118	1984-85
6.	118	2005-06
8.	114	1986-87
9.	112	1998-99
10.	110	1999-2000

Note: Figures not available prior to 1978-79 season.

Steals

1.	327	1998-99
2.	270	2006-07
3.	269	2002-03
4.	265	2000-01
5.	259	2007-08
6.	258	1989-90
7.	251	1995-96
8.	247	1999-2000
9.	245	1996-97
10.	244	2003-04

Note: Figures not available prior to 1978-79 season.

Points

1.	2680	1998-99
2.	2477	2000-01
	2477	1986-87
4.	2423	1999-2000
5.	2410	1989-90
6.	2408	2002-03
7.	2390	1984-85
8.	2379	1985-86
9.	2378	1995-96

10.	2337	1991-92
-----	------	---------

Scoring Average

1.	86.6	1991-92
2.	82.1	1970-71
3.	82.0	1977-78
4.	81.73	1974-75
5.	81.71	1993-94
6.	81.3	1975-76
7.	81.2	1998-99
8.	80.5	1976-77
9.	80.4	1992-93
10.	79.9	1986-87

Scoring Margin

1.	+19.6	1998-99
2.	+17.4	1958-59
3.	+11.2	1962-63
4.	+10.2	1961-62
5.	+9.5	1959-60
6.	+7.7	1964-65
7.	+7.3	1956-57
8.	+7.0	1957-58
9.	+6.9	1999-2000

All-Time Win Streaks

- 30..... Began with an 80-72 win over Georgia Tech at Georgia Tech on Jan. 22, 1958, and ended with a 75-56 loss to Kentucky at Kentucky on Feb. 21, 1959.
- 17..... Began with a 114-60 win over Southeastern Louisiana in Auburn on Nov. 13, 1998, and ended with a 72-62 loss to Kentucky at Kentucky on Jan. 20, 1999.
- 15..... Began with a 55-54 win over Vanderbilt at Auburn on Jan. 30, 1960, and ended with a 56-48 loss to Miss. State at Miss. State on Jan. 7, 1961.
- 14..... First 14 games of 1927-28 season. Began with a 38-12 win over Montgomery YMCA and ended with a 43-42 loss to Ole Miss.
- 14..... Began with a 65-56 win over Belmont in Auburn Dec. 1, 1999, and ended with a 79-77 loss at Ole Miss Jan. 22, 2000.
- 11..... Began with a 27-24 win over Miss. State in the third

- game of the 1926-27 season and ended with a 25-23 loss to Tennessee in February of 1927.
- 10..... Began with a 60-50 win over Alabama at Alabama on Jan. 20, 1962, and ended with a 63-60 loss to Kentucky at Auburn on Feb. 26, 1962.
- 9..... Began with an 83-58 win over Troy State at Auburn on Nov. 27, 1951, and ended with a 79-62 loss to Georgia Tech at Georgia Tech on Dec. 29, 1952.
- 9..... Began with an 80-56 win over Georgia Tech at Auburn on Jan. 20, 1954, and ended with a 109-79 loss to Kentucky at Kentucky on Feb. 27, 1954.
- 9..... Began with a 62-49 win over Alabama at Alabama on Mar. 4, 1962, and ended with a 62-53 loss to Miss. State at Auburn on Jan. 5, 1963.
- 9..... Began with a 94-64 win at Puerto-Rico Mayaguez on Dec. 20, 2002, and ended with a 67-51 loss at #8 Kentucky on Jan. 22, 2003

Homecourt Win Streaks

- 36..... Began with a 73-66 win over Georgia on Jan. 26, 1957, and ended with a 56-48 loss to Miss. State on Jan. 7, 1961.
- 30..... Began with a 77-62 win over Southern Miss in the first round of the NIT and last home game of the 1997-98 season and ended with a 55-53 loss to #12 LSU Mar. 1, 2000.
- 17..... Began with a 27-24 win over Miss. State in the third game of the 1926-27 season and ended with a 43-42 loss to Ole Miss in the 15th game of the 1927-28 season.

- 15..... Began with a 92-70 win over Georgia Tech on Feb. 27, 1974, and ended with a 63-62 loss to Alabama on Jan. 10, 1976.
- 10..... Began with a 79-44 win over Ole Miss on Jan. 7, 1963, and ended with a 62-57 loss to Georgia Tech on Feb. 3, 1964.



TIGER RECORDS

The Last Time ...

BY TEAM

All Five Starters Scored in Double Figures:

By Auburn—Toney Douglas 18, Daniel Hayles 17, Ian Young 17, Nathan Watson 12, Quinzel Brown 10 at vs. Middle Tennessee State in the San Juan Shootout, Dec. 21, 2004, at Carolina, P.R.

By Opponent—Charles Rhodes 30, Jamont Gordon 20, Jarvis Varnado 14, Ben Hansbrough 11, Barry Stewart 11 for Mississippi State, Feb. 27, 2008, at Starkville, Miss.

Six Players Scored in Double Figures:

By Auburn—Korvotney Barber 12, Frank Tolbert 12, DeWayne Reed 12, Rasheem Barrett 12, Quantez Robertson 12 and Lucas Hargrove 10 vs. Kennesaw State, Nov. 13, 2007, at Auburn, Ala.

By Opponent—Chris Lofton 25, JaJuan Smith 19, C.J. Watson 18, Andre Patterson 15, Major Wingate 12 and Stanley Asumnu 10 at #8 Tennessee, Feb. 15, 2006, at Knoxville, Tenn.

Scored 100 Points:

By Auburn—105 vs. Grambling (56), Nov. 29, 2003, at Huntsville, Ala..

By Opponent—105 at #8 Tennessee (AU 89), Feb. 15, 2006, at Knoxville, Tenn.

Scored 100 Points Away from Home:

By Auburn—105 vs. Grambling (56), Nov. 29, 2003, at Huntsville, Ala.

By Opponent—116 by Troy State (AU 141), Dec. 11, 1991, at Auburn

Scored 100 Points and Lost:

By Auburn—105 vs. #3 Arkansas (117), Jan. 15, 1994, at Auburn

By Opponent—116 by Troy State (AU 141), Dec. 11, 1991, at Auburn

Scored 120 Points:

By Auburn—141 vs. Troy State (116), Dec. 11, 1991, at Auburn

By Opponent—Never been accomplished.

50-Point Victory in an SEC Game:

By Auburn—+54 vs. Alabama, Jan. 18, 1998, at Auburn (Auburn 94, Alabama 40)

By Opponent—+66 by Kentucky, Feb. 28, 1947, at Louisville, Ky. (SEC Tournament) (Kentucky 84, Auburn 18)

Made 50 Field Goals:

By Auburn—55 vs. Troy State (84 attempted), Dec. 11, 1991, at Auburn

By Opponent—Never been accomplished.

Shot 65 Percent from the Field:

By Auburn—.652 (30-46) at Ole Miss, Feb. 22, 2003, at Oxford, Miss.

By Opponent—.667 (26-39) by Kentucky, Feb. 6, 2008, at Auburn, Ala.

Shot 90 Percent from the Foul Line:

By Auburn—.933 (14-15) vs. LSU, Jan. 30, 2008, at Auburn, Ala.

By Opponent—1.000 (10-10) by Xavier, Jan. 6, 2008, at Auburn, Ala.

Shot 100 Percent from the Foul Line:

By Auburn—1.000 (4-4) at Florida, Jan. 12, 2008, at Gainesville, Fla.; 1.000 (11-11) vs. Alabama, Feb. 18, 1995, at Auburn

By Opponent—1.000 (10-10) by Xavier, Jan. 6, 2008, at Auburn; 1.000 (2-2) by Murray State, Dec. 14, 2002, at Auburn

Had +20 Rebound Margin:

By Auburn—+21 (51-30) vs. Temple, Dec. 18, 2005, at Auburn

By Opponent—+21 (41-20) by Pittsburgh, Dec. 4, 2005, at Pittsburgh, Pa.

Had 30 Assists:

By Auburn—31 vs. Grambling, Dec. 5, 2000, at Auburn

By Opponent—31 by Oklahoma, Mar. 19, 1988, at Atlanta, Ga. (NCAA Tournament Second Round)

Attempted 40 Free Throws:


By Auburn—44 vs. Grambling State (28 made), Nov. 29, 2003, at Huntsville, Ala.

By Opponent—40 by Georgia (29 made), Feb. 17, 2007, at Athens, Ga.

Made 30 Free Throws:

By Auburn—32 vs. #10 Florida (32 made), Mar. 10, 2000, at Atlanta, Ga. in the SEC Tournament

By Opponent—30 by Alabama (38 attempted), Mar. 5, 1994, at Tuscaloosa, Ala.



Wesley Person was the last Tiger to score 40 points in a single game. His 44-point effort against UAB on Dec. 16, 1994, accounted for 67.7 percent of Auburn's scoring.

BY INDIVIDUAL

Scored 30 Points:

By Auburn—31, Quan Prowell at Mississippi State, Feb. 27, 2008, in Starkville, Miss.

By Opponent—30, Charles Rhodes for Mississippi State, Feb. 27, 2008, at Starkville, Miss.

Scored 35 Points:

By Auburn—38, Marquis Daniels vs. Troy State, Dec. 12, 2002, in San Juan Shootout at Championship Caguas, P.R.

By Opponent—38, Marcus Thornton for LSU, Jan. 30, 2008, at Auburn

Scored 40 Points:

By Auburn—44, Wesley Person vs. UAB, Dec. 16, 1993, at Auburn

By Opponent—44, Hersey Hawkins for Bradley, March 17, 1988, at Atlanta, Ga. (NCAA First Round)

Made 15 Field Goals:


By Auburn—15, Ronnie Battle (20 attempted) vs. Georgia, Feb. 1, 1992, at Auburn

By Opponent—16, Joe Harvell (28 att.) for Ole Miss, Feb. 29, 1992, at Auburn

Attempted 25 Field Goals:

By Auburn—28, Mack McGadney (13 made) vs. Toledo, Nov. 25, 2000, at Kansas City, Mo.

By Opponent—25, Jerald Honeycutt (10 made) for Tulane in NIT, Mar. 13, 1996, at Auburn



Aaron Swinson, who finished No. 1 in the SEC in field goal percentage (.600 and .631) for two consecutive years.

Made 15 Free Throws:

By Auburn—15, Eddie Johnson (15 attempted) vs. Miss. State, Jan. 20, 1975, at Auburn

By Opponent—15, Terry Reynolds (19 attempted) for Toledo, Nov. 25, 2000, at Kansas City, Mo.

Collected 20 Rebounds:

By Auburn—20, Kelvin Ardister vs. Tennessee, Jan. 4, 1989, at Auburn

By Opponent—22, Louis Amundson for UNLV, Feb. 12, 2004, at Auburn, Ala.

Collected 12 Assists:

By Auburn—12, Jamison Brewer vs. Jacksonville State, Nov. 19, 2000, at Auburn

By Opponent—12, Doug Gottlieb for Oklahoma State, Mar. 13, 1999, at Indianapolis, Ind., in the NCAA Tournament Second Round

20 Points and 20 Rebounds:

By Auburn—22 points and 20 rebounds, Kelvin Ardister vs. Tennessee, Jan. 4, 1989, at Auburn

By Opponent—30 points and 20 rebounds, Shaquille O'Neal for LSU, Feb. 22, 1992, at Baton Rouge, La.

Triple-Double

By Auburn—Never been accomplished.

By Opponent—30 points, 20 rebounds and 11 blocks, Shaquille O'Neal for LSU, Feb. 22, 1992, at Baton Rouge, La.



Marquis Daniels led Auburn to the 2003 NCAA Tournament Sweet 16. He was named All-East Regional, averaging 23.3 points, 7 rebounds, 3 assists and 2.3 steals in three NCAA Tournament games.



TIGER RECORDS

Tiger Single-Game Superlatives

MOST POINTS SCORED BY AUBURN

1. 141 vs. Troy State (116), Dec. 11, 1991, at Auburn
2. 121 vs. Alabama (78), Feb. 14, 1970, at Auburn
3. 120 vs. South Alabama (67), Nov. 27, 1987, at Birmingham, Ala.
4. 117 vs. VCU (72), Mar. 3, 1975, at Auburn
5. 115 vs. LSU (67), Feb. 14, 1959, at Auburn
6. 114 vs. Southeastern Louisiana (60), Nov. 13, 1998, at Auburn
7. 113 vs. Troy State (86), Dec. 9, 1993, at Auburn
8. 112 vs. Oklahoma St. (94), Dec. 10, 1977, at Huntington, W. Va.
9. 111 vs. Jacksonville State (54), Dec. 2, 1958, at Auburn
10. 110 vs. LSU (94), Feb. 24, 1975, at Auburn

FEWEST POINTS SCORED BY AUBURN

1. 3 vs. Columbus YMCA (74), Jan. 9, 1914, at Columbus, Ga.
2. 4 vs. Talladega Athletic Club (31), Feb. 3, 1916, at Talladega, Ala.
3. 6 vs. Georgia Tech (12), Feb. 23, 1914, at Auburn
4. 7 vs. Mercer (31), Jan. 13, 1922, at Macon, Ga.
5. 8 vs. Columbus YMCA (44), 1909-10 season, at Columbus, Ga.
6. 9 vs. Birmingham Athletic Club (27), 1911-12 season
9 vs. Bessemer Athletic Club (31), Feb. 5, 1913, at Bessemer, Ala.
8. 10 vs. Washington & Lee (34), 1919-20 season, Lexington, Va.
9. 11 vs. Columbus YMCA (41), Feb. 14, 1914, at Auburn
11 vs. Mississippi State (32), Jan. 23, 1915, at Starkville, Miss.
11 vs. Camp Benning (19), Jan. 17, 1921, at Columbus, Ga.

MOST POINTS ALLOWED BY AUBURN

1. 119 by Kentucky (Auburn 76), Feb. 10, 1975, at Lexington, Ky.
2. 117 by Arkansas (Auburn 105), Jan. 15, 1994, at Auburn
3. 116 by Troy State (Auburn 141), Dec. 11, 1991, at Auburn
4. 115 by Kentucky (Auburn 78), Jan. 29, 1966, at Lexington, Ky.
5. 114 by Kentucky (Auburn 76), Feb. 1, 1971, at Lexington, Ky.
114 by Kentucky (Auburn 93), Mar. 2, 1991, at Lexington, Ky.
7. 110 by Arkansas (Auburn 92), Jan. 4, 1992, at Fayetteville, Ark.
8. 109 by Kentucky (Auburn 79), Feb. 27, 1954, at Montgomery, Ala.
9. 108 by Ole Miss (Auburn 96), Dec. 12, 1970, at Oxford, Miss.
10. 107 by Louisiana Tech (Auburn 82), Dec. 16, 1971, at Ruston, La.

FEWEST POINTS ALLOWED BY AUBURN

1. 6 by Georgia Tech (Auburn 26), Feb. 17, 1906, at Atlanta, Ga.
6 by Marion (Auburn 38), Feb. 5, 1916, at Marion
3. 7 by Tulane (Auburn 27), Jan. 19, 1906, at Auburn
7 by Vanderbilt (Auburn 27), Jan. 28, 1921, at Nashville, Tenn.
5. 8 by Georgia Tech (Auburn 24), Feb. 4, 1909, at Atlanta, Ga.
8 by Birmingham H.S. (Auburn 31), 1911-12 season
8 by West Point Athletic Club (Auburn 38), 1919-20 season
8. 9 by Mercer (Auburn 48), 1906-07 season
9 by Augusta Athletic Assoc. (Auburn 37), Jan. 27, 1909, at Auburn
9 by Camp Benning (Auburn 68), Jan. 25, 1919, at Auburn

Biggest Wins

Margin	Date	Team (Site)	AU-Opp.
79 pts.	1927-28 season	White's Business College	92-13
65 pts.	Jan. 17, 1914	Wetumpka Ath. Club (H)	82-17
59 pts.	Dec. 30, 1957	Howard College (H)	106-47
59 pts.	Jan. 25, 1919	Camp Benning	68-9
58 pts.	Dec. 3, 1963	Howard College (H)	102-44
57 pts.	Dec. 20, 1999	Puerto Rico-Mayaguez (A)	109-52
57 pts.	Dec. 2, 1958	Jacksonville State (H)	111-54
56 pts.	Feb. 15, 1906	Mercer	64-8
56 pts.	Nov. 21, 1999	Arkansas-Pine Bluff (H)	100-44

Margin	Date	Team (Site)	AU-Opp.
55 pts.	Jan. 2, 2000	Stony Brook (H)	100-45
54 pts.	Jan. 18, 1998	Alabama (H)	94-40
54 pts.	Nov. 13, 1998	Southeastern Louisiana (H)	114-60
53 pts.	Dec. 29, 1998	Bethune-Cookman (H)	99-46
53 pts.	Nov. 27, 1987	South Alabama (BHAM)	120-67
50 pts.	Dec. 16, 1976	VCU (A)	109-59
49 pts.	Nov. 29, 2003	Grambling State (HUNTS)	105-56
49 pts.	Dec. 3, 1957	Jacksonville State (H)	89-50
49 pts.	Jan. 29, 1928	Tennessee (H)	63-14
49 pts.	Jan. 11, 1919	Montgomery YMCA	59-10

Biggest Losses

Margin	Date	Team (Site)	AU-Opp.
80 pts.	Jan. 10, 1913	Georgia (A)	12-92
72 pts.	Jan. 19, 1917	Georgia	18-90
71 pts.	Jan. 9, 1914	Columbus YMCA (A)	3-74
67 pts.	Feb. 7, 1916	Georgia (A)	14-81
66 pts.	Feb. 28, 1947	Kentucky (LOU*)	18-84
64 pts.	Jan. 16, 1914	Georgia (A)	16-80
50 pts.	Jan. 10, 1914	Atlanta Ath. Club (A)	20-70
48 pts.	Dec. 30, 1953	Vanderbilt (A)	48-96
47 pts.	Feb. 21, 1914	Mercer (A)	13-60

Margin	Date	Team (Site)	AU-Opp.
46 pts.	Jan. 10, 1913	Georgia (H)	21-67
45 pts.	Jan. 19, 1974	Vanderbilt (A)	51-96
45 pts.	Feb. 28, 1946	Kentucky (LOU*)	24-69
44 pts.	Jan. 5, 1951	Kentucky (A)	35-79
43 pts.	Feb. 10, 1975	Kentucky (A)	76-119
43 pts.	Dec. 18, 1972	Dayton (A)	63-106
42 pts.	Mar. 7, 1997	Kentucky (MEM*)	50-92
41 pts.	Mar. 2, 2005	Alabama (A)	53-94

*SEC Tournament: Louisville, Ky.; Memphis, Tenn.

2008-09 Outlook
2008-09 Tigers
Coaching Staff
Coliseum
2007-08 Review
Tiger Records
AU Hoop History
Tiger Tracks
Administration