



BASEBALL

2021 MEDIA GUIDE



2021 AUBURN BASEBALL INFORMATION

Table of Contents/Quick Facts	1
2021 Roster	2
2021 Schedule	3
TV/Radio Chart	4-5
Plainsman Park	6
Plainsman Park Facts & Records	7
Head Coach Butch Thompson	8-9
Assistant Coach Karl Nonemaker	10
Assistant Coach Gabe Gross	11
Volunteer Assistant Tim Hudson	12
Support Staff	13
Administration	14
2021 Player Profiles	15-50

2020 YEAR IN REVIEW

2020 Auburn Team Stats	51
2020 Notes	52-53
2020 Game-By-Game Hitting	54
2020 Game-By-Game Results	55
2020 Superlatives & Miscellaneous Stats	56
2020 Starting Lineups & Starters	57-58
2021 SEC Tournament	59

HISTORY & RECORDS

Auburn Records	60-61
Single-Season Top 10 Hitting	62
Career Top 10 Hitting	63
Single-Season Top 10 Pitching	64
Career Top 10 Pitching	65
Team Top 10	66
Year-By-Year Team Stats (1949-Pres.)	67-68
Streaks & Sweeps	69
Year-By-Year Leaders	70-72
SEC & NCAA Leaders/No-Hitters & Perfect Games	73
Home Run Records	74-75
Five-Hit Games/20-Run Games	75
The Last Time	76
Year-By-Year Results (1895-1948)	77-80
Year-By-Year Results & Team Stats (1949-Pres.)	81-109
Auburn On Television	110-111
Series Records	112
Results vs. Opponents	113-125
Coaching Records	126
Year-By-Year Standings	127
Auburn at the College World Series	128
Auburn in NCAA Regionals/Super Regionals	129-132
Auburn in SEC Tournaments	133-134
All-Time Honors & Awards	135-137
Auburn in MLB	138-139
MLB Honors/World Series History	139
All-Time Draft Picks	140
Letterwinners (1949-Pres.)	141-143

KEY POSITION PLAYERS RETURNING (8)

Player	Cl.	Pos.	Ht.	Wt.	2020 Statistics
*Ryan Bliss	Jr.	IF	5-9	165	.377, 21 R, 29 H, 7 2B, 2 HR, 17 RBI
*Garrett Farquhar	Sr.	IF	5-11	185	.263, 15 R, 10 H, 2 2B, 10 RBI
*Kason Howell	Jr.	OF	6-0	185	.359, 8 R, 14 H, 7 2B, 6 RBI
*Brady Moore	Jr.	UTL	6-0	185	.339, 11 R, 19 H, 1 2B, 1 3B, 9 RBI
*Tyler Miller	Jr.	IF/OF	6-2	193	.229, 9 R, 8 H, 1 3B, 5 RBI
*Judd Ward	Sr.	OF	6-1	195	.315, 16 R, 23 H, 6 2B, 2 HR, 17 RBI
*Steven Williams	Sr.	OF	6-3	216	.275, 7 R, 11 H, 4 2B, 2 HR, 12 RBI
*Rankin Woley	Gr.	IF	6-0	210	.412, 13 R, 28 H, 8 2B, 2 HR, 22 RBI

* - 2020 starter

KEY PITCHERS RETURNING (8)

Player	Cl.	Ht.	Wt.	2020 Statistics
Mason Barnett	So.	6-1	205	0-0, 3.52 ERA, 6 APP, 7.2 IP, 3 BB, 16 K
Trace Bright	So.	6-4	185	1-1, 8.38 ERA, 3 GS, 9.2 IP, 7 BB, 12 K
Richard Fitts	Jr.	6-3	215	1-0, 2.77 ERA, 6 APP, 1 GS, 13.0 IP, 5 BB, 16 K
Brooks Fuller	Jr.	6-2	215	1-1, 2.25 ERA, 3 APP, 2 GS, 8.0 IP, 1 BB, 7 K
Cody Greenhill	Sr.	6-4	216	0-0, 0.00 ERA, 4 APP, 2 SV, 12.2 IP, 1 BB, 17 K
Hayden Mullins	So.	6-0	185	1-0, 3.68 ERA, 5 APP, 7.1 IP, 6 BB, 10 K
Jack Owen	Sr.	6-2	204	3-1, 3.43 ERA, 4 GS, 21.0 IP, 5 BB, 25 K
Carson Skipper	Jr.	6-3	210	0-0, 1.00 ERA, 7 APP, 9.0 IP, 3 BB, 12 K

TABLES OF CONTENTS/QUICKFACTS

RADIO INFORMATION

Primary Stations	WTGZ-FM (93.9), WQSI-FM (95.9)
Radio Network	Auburn Sports Network
Primary Contact	Andy Burcham
Play-by-Play Announcers	Andy Burcham, Brad Law & Paul Ellen

GENERAL INFORMATION

Location	Auburn, Ala.
Founded	October 1, 1856
Enrollment	30,440
Nickname	Tigers
Colors	Burnt Orange and Navy Blue
Affiliation	NCAA Division I
Conference	Southeastern (SEC West)
President	Dr. Jay Gogue (Auburn)
Athletic Director	Allen Greene (Notre Dame)

KEY NUMBERS

Media Relations Office	(334) 844-9800
Media Relations FAX	(334) 844-9807
Plainsman Park Press Box	(334) 844-4138
Athletic Department Phone	(334) 844-4750
Baseball Office	(334) 844-4975
Ticket Office	(855) 282-2010
Website	www.AuburnTigers.com
Twitter	@AuburnBaseball

STADIUM INFORMATION

Stadium	Samford Stadium-Hitchcock Field at Plainsman Park
First Year/Renovated	1950/1996
Capacity	4,096
All-Time Record	1,244-556 (.691)
Dimensions	LF- 315; CF- 385; RF- 331
Alleys	LC- 335/385; RC- 360

HISTORY

All-Time Record (since 1895)	2,494-1,682-33 (.596)
Record since 1949 (Modern Era)	1,963-1,348-4 (.593)
All-Time Conference Record	915-861-3 (.515)
All-Time SEC Tournament Record	35-50 (.412)
NCAA Tournament Appearances	22
NCAA Regional Record	51-45 (.531)
Last NCAA Regional	2019 (Atlanta, Ga.)
Last NCAA Super Regional	2019 (Chapel Hill, N.C.)
College World Series Appearances	5
College World Series Record	3-10 (.231)
Last College World Series	2019

COACHING/SUPPORT STAFF

Head Coach	Butch Thompson (Birmingham-Southern)
Record at Auburn	154-115 (.572), Sixth year
Career Record	193-136 (.587), Seventh year
Assistant Coach	Karl Nonemaker (Vanderbilt)
Assistant Coach	Gabe Gross (Auburn)
Volunteer Assistant Coach	Tim Hudson (Auburn)
Student Assistant Coach	Dan Gamache (Auburn)
Director of Operations	Greg Drye (Southern Miss)
Athletic Administrator	Brant Ust (Notre Dame)
Special Assistant to the Head Coach	Randall Dickey (Quachita Baptist)
Strength and Conditioning	Chris Joyner (Minnesota State, Mankato)
Athletic Trainer	Anthony Sandersen (South Dakota St.)
Player Development & Data Analyst	Blake Logan (Auburn)

TEAM INFORMATION

2020 Overall Record	Total 13-5	Home 13-5	Away 0-0	Neut. 0-0
2020 SEC Record	0-0	0-0	0-0	0-0
Conference Finish	N/A			
2020 Postseason	N/A			
2020 Final Ranking	No. 13 (Perfect Game)			
Letterwinners Returning/Lost	19/10			
Position Starters Returning/Lost	7/2			
Pitchers Returning/Lost	10/4			
Newcomers	16			

ATHLETIC COMMUNICATIONS

Baseball SID	George Nunnelley
SID FAX Number	(334) 844-9807
Nunnelley's Cell Phone	(502) 609-9982
Nunnelley's Email	gnunnelley@auburn.edu
Assoc. AD/Communications	Kirk Sampson
Sampson's Email	kirk@auburn.edu
SID Mailing Address	P.O. Box 351; Auburn, AL 36830-0351
SID Overnight Address	Athletic Complex
	392 S. Donahue Dr., Auburn, AL 36849





2021 AUBURN BASEBALL ROSTER

BY POSITION

PITCHERS

No.	Name	B/T	Pos.	Cl.	Ht.	Wt.	Hometown (Previous School)
18	Mason Barnett	R/R	RHP	So.	6-1	205	Cartersville, Ga. (Cartersville)
21	Trace Bright	R/R	RHP	So.	6-4	185	Montgomery, Ala. (Trinity Presbyterian)
40	Blake Burkhalter	R/R	RHP	So.	6-0	185	Dothan, Ala. (Northview)
43	Richard Fitts	R/R	RHP	Jr.	6-3	215	Helena, Ala. (Helena)
14	Brooks Fuller	L/L	LHP	Jr.	6-2	215	Auburn, Ala. (Auburn)
23	Peyton Glavine	R/L	LHP	Sr.	5-11	180	Alpharette, Ga. (Blessed Trinity Catholic)
45	Joseph Gonzalez	R/R	RHP	Fr.	6-4	215	Humacao, P.R. (Leadership Christian Academy)
20	Cody Greenhill	R/R	RHP	Sr.	6-4	216	Russellville, Ala. (Russellville)
16	Cam Hill	L/L	LHP/IF	Fr.	6-3	210	Madison, Ala. (Bob Jones)
33	Will Morrison	R/R	RHP	R-So.	6-2	190	Cullman, Ala. (Cullman)
26	Hayden Mullins	L/L	LHP	So.	6-0	185	Gallatin, Tenn. (Hendersonville)
44	Jack Owen	L/L	LHP	Sr.	6-2	204	Aliso Viejo, Calif. (JSerra)
29	Carson Skipper	L/L	LHP	Jr.	6-3	210	Trussville, Ala. (Hewitt-Trussville)
11	Kade Snell	L/L	LHP	Fr.	6-1	225	Dothan, Ala. (Wicksburg)
36	Jack Sokol	R/R	RHP	Fr.	6-4	192	New Albany, Ohio (New Albany)
32	Carson Swilling	R/R	RHP	Fr.	6-1	185	Smiths Station, Ala. (Smiths Station)
27	Seb Thomas	R/R	RHP	So.	6-5	250	Brookhaven, Ga. (Marist)
22	Garrett Wade	L/L	LHP	Jr.	6-2	205	Hartselle, Ala. (Hartselle)

CATCHERS

No.	Name	B/T	Pos.	Cl.	Ht.	Wt.	Hometown (Previous School)
17	Ryan Dyal	L/R	C	R-Fr.	6-0	190	Senoia, Ga. (East Coweta)
28	Nate LaRue	R/R	C	So.	6-3	210	Mobile, Ala. (McGill-Toolen)
13	Ben Schorr	R/R	C	Fr.	6-1	205	Columbus, Ga. (Columbus)
24	Peyton Sybrandt	L/R	C	Fr.	6-3	210	Baton Rouge, La. (Episcopal School)

INFELDERS

No.	Name	B/T	Pos.	Cl.	Ht.	Wt.	Hometown (Previous School)
9	Ryan Bliss	R/R	IF	Jr.	5-9	165	LaGrange, Ga. (Troup)
25	Johnny Ceccoli	L/R	IF/OF	So.	6-2	210	Tyler, Texas (All Saints Episcopal)
47	Garrett Farquhar	R/R	IF	Sr.	5-11	185	Hoover, Ala. (Shelton State)
7	Cole Foster	S/R	IF	Fr.	6-1	190	Plano, Texas (Plano Senior)
10	Tyler Miller	L/R	IF/OF	Jr.	6-2	193	Spanish Fort, Ala. (East Mississippi)
19	Brody Moore	R/R	IF/UTL	Jr.	6-0	185	Oneonta, Ala. (Oneonta)
34	John Samuel Shenker	R/R	IF	R-Jr.	6-3	250	Albany, Ga. (Colquitt County)
8	Bryson Ware	R/R	IF	So.	6-2	195	Madison, Miss. (Pearl River)
4	Rankin Woley	R/R	IF	Gr.	6-0	210	Atlanta, Ga. (Chattahoochee Valley)

OUTFIELDERS

No.	Name	B/T	Pos.	Cl.	Ht.	Wt.	Hometown (Previous School)
3	Brayton Brown	R/R	OF	So.	5-9	190	Selma, Ala. (Morgan Academy)
12	Carter Frederick	R/R	OF/RHP	Fr.	6-4	225	Chelsea, Ala. (Chelsea)
2	Josh Hall	L/R	OF	R-So.	5-9	185	Homewood, Ala. (Ole Miss)
5	Kason Howell	R/R	OF	Jr.	6-0	185	Argyle, Texas (Liberty Christian)
6	Bobby Peirce	R/R	OF	R-So.	6-2	195	Scottsdale, Ariz. (South Mountain)
1	Judd Ward	L/R	OF	Sr.	6-1	195	Russellville, Ala. (Russellville)
41	Steven Williams	L/R	OF	Sr.	6-3	216	Albany, Ga. (Deerfield-Windsor)

COACHES & STAFF

No.	Name	Title	Experience
30	Butch Thompson	Head Coach	Sixth Year
35	Karl Nonemaker	Assistant Coach & Recruiting Coordinator	Fourth Year
39	Gabe Gross	Assistant Coach	Fourth Year
15	Tim Hudson	Volunteer Assistant Coach	Second Year
	Dan Gamache	Student Assistant Coach	Second Year
	Greg Drye	Director of Operations	Sixth Year
	Chris Joyner	Strength & Conditioning Coach	Third Year
	Anthony Sandersen	Athletic Trainer	Fourth Year
	Blake Logan	Player Development & Data Analyst	Second Year

NUMERICAL

No.	Name	Pos.
1	Judd Ward	OF
2	Josh Hall	OF
3	Brayton Brown	OF
4	Rankin Woley	IF
5	Kason Howell	OF
6	Bobby Peirce	OF
7	Cole Foster	IF
8	Bryson Ware	IF
9	Ryan Bliss	IF
10	Tyler Miller	IF/OF
11	Kade Snell	LHP
12	Carter Frederick	OF/RHP
13	Ben Schorr	C
14	Brooks Fuller	LHP
16	Cam Hill	LHP/IF
17	Ryan Dyal	C
18	Mason Barnett	RHP
19	Brody Moore	IF/UTL
20	Cody Greenhill	RHP
21	Trace Bright	RHP
22	Garrett Wade	LHP
23	Peyton Glavine	LHP
24	Peyton Sybrandt	C
25	Johnny Ceccoli	IF/OF
26	Hayden Mullins	LHP
27	Seb Thomas	RHP
28	Nate LaRue	C
29	Carson Skipper	LHP
32	Carson Swilling	RHP
33	Will Morrison	RHP
34	John Samuel Shenker	IF
36	Jack Sokol	RHP
40	Blake Burkhalter	RHP
41	Steven Williams	OF
43	Richard Fitts	RHP
44	Jack Owen	LHP
45	Joseph Gonzalez	RHP
47	Garrett Farquhar	IF

BREAKDOWN BY CLASS

Seniors (6)

Garrett Farquhar, Cody Greenhill, Jack Owen, Judd Ward, Steven Williams, Rankin Woley (Graduate)

Juniors (10)

Ryan Bliss, Richard Fitts, Brooks Fuller, Peyton Glavine, Kason Howell, Tyler Miller, Brody Moore, John Samuel Shenker, Carson Skipper, Garrett Wade

Sophomores (12)

Mason Barnett, Trace Bright, Brayton Brown, Blake Burkhalter, Johnny Ceccoli, Josh Hall, Nate LaRue, Will Morrison, Hayden Mullins, Bobby Peirce, Seb Thomas, Bryson Ware

Freshmen (10)

Ryan Dyal, Cole Foster, Carter Frederick, Joseph Gonzalez, Cam Hill, Ben Schorr, Kade Snell, Jack Sokol, Carson Swilling, Peyton Sybrandt

*Returners retained year of eligibility due to COVID-19 but have been advanced a year on roster per SEC recommendations



2021 AUBURN BASEBALL SCHEDULE

DATE	DAY	OPPONENT	LOCATION	TIME
FEB. 19	FRIDAY	PRESBYTERIAN	AUBURN	4 PM
FEB. 20	SATURDAY	PRESBYTERIAN	AUBURN	2 PM
FEB. 21	SUNDAY	PRESBYTERIAN	AUBURN	1 PM
FEB. 23	TUESDAY	ALABAMA A&M	AUBURN	4 PM
FEB. 24	WEDNESDAY	ALABAMA A&M	AUBURN	4 PM
Feb. 26	Friday	vs. Oklahoma\$	Round Rock, TX	12 pm
Feb. 27	Saturday	vs. Baylor\$	Round Rock, TX	12 pm
Feb. 28	Sunday	vs. Texas A&M\$	Round Rock, TX	11 am
MAR. 2	TUESDAY	JACKSONVILLE STATE	AUBURN	4 PM
MAR. 5	FRIDAY	XAVIER	AUBURN	4 PM
MAR. 6	SATURDAY	XAVIER (DH)	AUBURN	2 PM
MAR. 7	SUNDAY	XAVIER	AUBURN	1 PM
Mar. 9	Tuesday	at UAB^	Birmingham, AL	6 pm
MAR. 12	FRIDAY	LITTLE ROCK	AUBURN	4 PM
MAR. 13	SATURDAY	LITTLE ROCK	AUBURN	2 PM
MAR. 14	SUNDAY	LITTLE ROCK	AUBURN	1 PM
MAR. 16	TUESDAY	LIPSCOMB	AUBURN	4 PM
Mar. 19	Friday	at Ole Miss*	Oxford, MS	6:30 pm
Mar. 20	Saturday	at Ole Miss*	Oxford, MS	1:30 pm
Mar. 21	Sunday	at Ole Miss*	Oxford, MS	1:30 pm
Mar. 23	Tuesday	vs. South Alabama#	Montgomery, AL	6 pm
MAR. 26	FRIDAY	KENTUCKY*	AUBURN	6 PM
MAR. 27	SATURDAY	KENTUCKY*	AUBURN	6 PM
MAR. 28	SUNDAY	KENTUCKY*	AUBURN	1 PM
Apr. 1	Thursday	at Arkansas*	Fayetteville, AR	6:30 pm
Apr. 2	Friday	at Arkansas*	Fayetteville, AR	6:30 pm
Apr. 3	Saturday	at Arkansas*	Fayetteville, AR	2 pm
APR. 6	TUESDAY	KENNESAW STATE	AUBURN	6 PM
APR. 9	FRIDAY	MISSISSIPPI STATE*	AUBURN	6 PM
APR. 10	SATURDAY	MISSISSIPPI STATE*	AUBURN	2 PM
APR. 11	SUNDAY	MISSISSIPPI STATE*	AUBURN	2 PM
Apr. 13	Tuesday	at Georgia Tech	Atlanta, GA	5 pm
Apr. 15	Thursday	at Alabama*	Tuscaloosa, AL	6 pm
Apr. 16	Friday	at Alabama*	Tuscaloosa, AL	6 pm
Apr. 17	Saturday	at Alabama*	Tuscaloosa, AL	1 pm
APR. 20	TUESDAY	SAMFORD	AUBURN	6 PM
APR. 23	FRIDAY	FLORIDA*	AUBURN	6 PM
APR. 24	SATURDAY	FLORIDA*	AUBURN	11 AM
APR. 25	SUNDAY	FLORIDA*	AUBURN	1 PM
Apr. 29	Thursday	at Georgia*	Athens, GA	6 pm
Apr. 30	Friday	at Georgia*	Athens, GA	6 pm
May 1	Saturday	at Georgia*	Athens, GA	11 am
MAY 4	TUESDAY	UAB	AUBURN	6 PM
MAY 6	THURSDAY	LSU*	AUBURN	6:30 PM
MAY 7	FRIDAY	LSU*	AUBURN	7 PM
MAY 8	SATURDAY	LSU*	AUBURN	2 PM
May 11	Tuesday	at Samford%	Hoover, AL	6 pm
MAY 14	FRIDAY	TEXAS A&M*	AUBURN	6 PM
MAY 15	SATURDAY	TEXAS A&M*	AUBURN	2 PM
MAY 16	SUNDAY	TEXAS A&M*	AUBURN	1 PM
MAY 18	TUESDAY	NORTH ALABAMA	AUBURN	6 PM
May 20	Thursday	at Missouri*	Columbia, MO	TBA
May 21	Friday	at Missouri*	Columbia, MO	TBA
May 22	Saturday	at Missouri*	Columbia, MO	TBA
POSTSEASON				
May 25-30		SEC Tournament	Hoover, Ala.	TBA
June 4-7		NCAA Regionals	TBA	TBA
June 11-14		NCAA Super Regionals	TBA	TBA
June 19-30		College World Series	Omaha, Neb.	TBA

LEGEND

* SEC game | \$ Round Rock Classic played at Dell Diamond (Round Rock, TX) | ^ Game played at Regions Field (Birmingham, AL)

Game played at Riverwalk Stadium (Montgomery, AL) | % Game played at Hoover Met (Hoover, AL)

All times central and subject to change | Home games in **BOLD**



TV/RADIO SPOTTING CHART




#1 Judd Ward
Sr. • OF • L-R
6-1 • 195
Russellville, Ala.



#2 Josh Hall
R-So. • OF • L-R
5-9 • 185
Homewood, Ala.



#3 Brayton Brown
So. • OF • R-R
5-9 • 190
Selma, Ala.



#4 Rankin Woley
Gr. • IF • R-R
6-0 • 210
Atlanta, Ga.



#5 Kason Howell
Jr. • OF • R-R
6-0 • 185
Argyle, Texas



#6 Bobby Peirce
R-So. • OF • R-R
6-2 • 195
Scottsdale, Ariz.



#7 Cole Foster
Fr. • IF • S-R
6-1 • 190
Plano, Texas



#8 Bryson Ware
So. • IF • R-R
6-2 • 195
Madison, Miss.



#9 Ryan Bliss
Jr. • IF • R-R
5-9 • 165
LaGrange, Ga.



#10 Tyler Miller
Jr. • IF • L-R
6-2 • 193
Spanish Fort, Ala.




#11 Kade Snell
Fr. • LHP • L-L
6-1 • 225
Dothan, Ala.



#12 Carter Frederick
Fr. • OF/RHP • R-R
6-4 • 225
Chelsea, Ala.



#13 Ben Schorr
Fr. • C • R-R
6-1 • 205
Columbus, Ga.




#14 Brooks Fuller
Jr. • LHP • L-L
6-2 • 215
Auburn, Ala.



#16 Cam Hill
Fr. • LHP/IF • L-L
6-3 • 210
Madison, Ala.



#17 Ryan Dyal
R-Fr. • C • L-R
6-0 • 190
Senolia, Ga.



#18 Mason Barnett
So. • RHP • R-R
6-1 • 205
Cartersville, Ga.



#19 Brody Moore
Jr. • IF/UTL • R-R
6-0 • 185
Oneonta, Ala.



#20 Cody Greenhill
Sr. • RHP • R-R
6-4 • 216
Russellville, Ala.



#21 Trace Bright
So. • RHP • R-R
6-4 • 185
Montgomery, Ala.



TV/RADIO SPOTTING CHART



#22 Garrett Wade
Jr. • LHP • L-L
6-2 • 205
Hartselle, Ala.



#23 Peyton Glavine
R-Jr. • LHP • R-L
5-11 • 176
Alpharetta, Ga.



#24 Peyton Sybrandt
Fr. • C • L-R
6-3 • 210
Baton Rouge, La.




#25 Johnny Ceccoli
So. • IF • L-R
6-2 • 210
Tyler, Texas



#26 Hayden Mullins
So. • LHP • L-L
6-0 • 185
Gallatin, Tenn.




#27 Seb Thomas
So. • RHP • R-R
6-5 • 250
Brookhaven, Ga.



#28 Nate LaRue
So. • C • R-R
6-3 • 210
Mobile, Ala.



#29 Carson Skipper
Jr. • LHP • L-L
6-3 • 210
Trussville, Ala.



#32 Carson Swilling
Fr. • RHP • R-R
6-1 • 185
Smiths Station, Ala.



#33 Will Morrison
R-So. • RHP • R-R
6-2 • 190
Cullman, Ala.



#34 John Samuel Shenker
R-Jr. • IF • R-R
6-3 • 250
Albany, Ga.



#36 Jack Sokol
Fr. • RHP • R-R
6-4 • 192
New Albany, Ohio



#40 Blake Burkhalter
So. • RHP • R-R
6-0 • 185
Dothan, Ala.



#41 Steven Williams
Sr. • OF • L-R
6-3 • 216
Albany, Ga.



#43 Richard Fitts
Jr. • RHP • R-R
6-3 • 215
Helena, Ala.



#44 Jack Owen
Sr. • LHP • L-L
6-2 • 204
Aliso Viejo, Calif.



#45 Joseph Gonzalez
Fr. • RHP • R-R
6-4 • 215
Humacao, P.R.



#47 Garrett Farquhar
Sr. • IF • R-R
5-11 • 185
Hoover, Ala.





PLAINSMAN PARK - HOME OF THE TIGERS

Auburn's baseball home for the past 71 seasons, Samford Stadium-Hitchcock Field at Plainsman Park seats 4,096, including 3,227 chairback seats. The design combines the look of old-time ballparks with academic buildings on the Auburn campus to create a facade of brick and painted steel.

A 1998 facelift transformed Auburn's baseball field into a renaissance of Camden Yard proportions. The park offers the brick backstop of Wrigley Field, the dark green chairback seats of Camden Yards and the Green Monster of Fenway Park, each timeless elements borrowed and melded together to create a timeless atmosphere for college baseball.

In 2016, Samford Stadium-Hitchcock Field at Plainsman Park was named one of the top venues in the country for college baseball by D1Baseball.com. Baseball America voted the facility the best in college baseball prior to the 2003 season.

The intimacy of the park extends to the position of the spectators. The front row box seats are located close to the infield action, just four feet off the ground and only 40 feet from the first and third base bags. The backstop is just 60 feet from home plate.

Down the left field line perched above the box seats, a terraced area allows for another 750 fans to enjoy Auburn baseball.

Besides the playing field and grand stands, the structure also houses the Tigers' clubhouse, which features a locker room, training and equipment areas, an indoor hitting tunnel, a team lounge area, coaches' offices and umpire dressing room.

The commitment to excellence of Auburn's baseball program is evident by the continuing efforts to keep Plainsman Park on the forefront of college baseball. Those efforts have included three additions and numerous upgrades to the facility since its initial renovations in 1996.

The most recent additions for the ballpark include the completion of a player development center that includes a 7,100 square foot facility that can be separated between anywhere from one to four hitting or pitching tunnels. Ground was broken in the fall of 2019, and the construction was completed in Jan. 2021. Cosmetic updates to the outfield wall and the replacement of premium seats behind home plate were also completed prior to 2021.

Upgrades prior to the development center were completed prior to the 2018 season and included the laying of artificial turf in foul territory and around the outfield warning track. Additionally, one of the largest video boards in the country, measuring 24'0" x 62'4", and a new state-of-the-art sound system were installed along with a MUSCO LED lighting system before the 2017 season.

Auburn baseball also partnered with TrackMan to implement a data analytic system that brings the Tigers to the forefront nationally in next-level player development. TrackMan incorporates video and uses 3D Doppler radar to measure extension, spin rate, speed, exit velocity and more. TrackMan allows the coaching staff to dive deeper and help Auburn players take the next step to develop and strengthen their identities on the field.

Key renovations and additions came in both 2013 and 2014. First, former Auburn All-American Tim Hudson and his wife Kim donated \$1 million for upgrades to the Auburn clubhouse, locker room, equipment room and athletic training room inside Plainsman Park that were completed in late 2013. Additionally as part of the renovation, new coach's offices, meeting rooms and an alumni room were added.

In 2014 both the home and away dugouts were extended 10 feet and new benches were added complete with permanent camera wells. The dugouts also received new floor matting and LINE-X coating prior to the 2019 season.

Beginning in 2010, the outfield wall was padded and represents a Wall of Fame for Auburn baseball, recognizing former greats of the program. The first class of inductees included Bo Jackson, Gregg Olson, Frank Thomas and Tim Hudson on February 27, 2010.

The Plainsman Park Strength and Rehabilitation Center was completed in January of 2004. It houses an x-ray lab, rehabilitation center, physical therapy area, offices for Auburn Sports Medicine Clinic and Andrews Sports Medicine and Orthopedic Center — a research institute

directed by Dr. James Andrews, which serves nationally acclaimed professional athletes as well as Auburn's student-athletes.

Rehabilitation services are also available to the public. Physical therapist Dave Walsh also operates on the second floor and is dedicated to addressing the needs of Auburn's student-athletes.

In the summer of 2001, construction began on a \$2.3 million renovation to Plainsman Park that included the addition of 630 chairback box seats down the right and left field foul lines. The bullpens, which once existed where the seats down the foul line are now, were relocated during the renovation. Auburn's bullpen is located behind the Green Monster in left field, while the visiting bullpen rests beyond the right-center field fence, next to the K Corner.

Although the grandstand was constructed prior to the 1996 season, one part of the project was already in place for the 1995 season. Auburn installed a dark green asymmetrically designed outfield wall, which provided a distinct change in the playing dynamics of Plainsman Park.

The most unique feature of that fence is still in place with the 30-foot "Green Monster" in left field, which provides an aesthetically pleasing view to spectators in the grandstand. Rather than the left field foul pole being 345 feet from home plate, as in the past, the wall is just 315 feet from the batter.

Beginning at the left field power alley and continuing around to the right field foul pole, the top of the wall drops down from 30 to eight feet.

Auburn baseball moved its home to the present location in time for the 1950 season. Prior to that, all home games were played on what is now a campus green behind the east side of Jordan-Hare Stadium.

Plainsman Park was host to the 1978 NCAA South Regional and NCAA Regionals in 1999, 2003 and 2010. It has also witnessed the budding baseball careers of Bo Jackson, Tim Hudson, Gregg Olson, Scott Sullivan, Frank Thomas, Gabe Gross and Josh Donaldson. In 1994, John Powell struck out LSU's Warren Morris at Plainsman Park to set the NCAA career strikeout record. Powell also set the SEC all-time strikeout mark at Plainsman Park, against Arkansas in 1993.

Plainsman Park also has had the privilege of hosting President George W. Bush. Approximately 14,000 people gathered on October 24, 2002, to listen to Bush speak. Bush's visit marked the first time since Franklin D. Roosevelt in 1939 that a United States President visited Auburn while in office.

The field is named in honor of Billy and Jimmy Hitchcock, brothers who became two of Auburn's most noteworthy athletic performers during the 1930s. In 1997, Plainsman Park was renamed Hitchcock Field at Plainsman Park.

The university renamed the facility Samford Stadium-Hitchcock Field at Plainsman Park in May of 2003, naming the stadium after longtime Auburn Board of Trustee Member W. James "Jimmy" Samford, Jr.

Jimmy Samford, who passed away in December of 2003, worked tirelessly in spearheading the efforts for the renovations of Plainsman Park in the late 1990s. It was his work that has made Samford Stadium-Hitchcock Field at Plainsman Park one of the top collegiate baseball facilities in the country. Samford graduated from Auburn in political science in 1972 and was appointed to the board in 1987.

The late Jimmy Hitchcock was Auburn's first All-American in both baseball and football and was known as the "Phantom of Union Springs" for his overall athletic ability. Following a career in Major League Baseball, Jimmy Hitchcock coached the Auburn baseball team in the 1940s before being elected to the Public Service Commission of Auburn on three different occasions.

Billy Hitchcock led Auburn to its first SEC baseball title in 1937 and to its first football bowl game later that fall. Following a nine-year Major League playing career with five teams, "Mr. Billy" earned the title of "The Dignified War Eagle" as manager of the Detroit Tigers, Baltimore Orioles and Atlanta Braves and as commissioner of the Southern League. Hitchcock passed away at the age of 89 in April 2006.



PLAINSMAN PARK FACTS & RECORDS



PLAINSMAN PARK FACTS

GENERAL INFORMATION

First Year	1950
Years	Entering 71st
Surface	Natural Grass/Artificial Turf
All-Time Record	1,231-551 (.691)
Most Wins, Season	30 (1997 & 2010)
Capacity	4,096

SEATING BREAKDOWN

Chairback Seats	3,227
Terrace Seats	750
Wheelchair Spaces	60
Press Box Seats	59

DIMENSIONS

Left Field	315 ft.
Left-Center	335/385 ft.
Center Field	385 ft.
Right-Center	360 ft.
Right Field	331 ft.

FENCE HEIGHT

Left Field	30 feet
LC to RF Foul Pole	8 feet

FIRST NIGHT GAME

March 27, 1977 vs. LSU, 2-0, 10-2

EVENTS HOSTED

- 1978 NCAA South Regional
- 1999 NCAA Regional
- 2002 President George W. Bush Visit
- 2003 NCAA Regional
- 2010 NCAA Regional

RENOVATIONS/ADDITIONS

- 1995 New outfield wall
- 1996 Renovation of Plainsman Park
- 1998 Existing Scoreboard
- 2002 Addition of 620 chair-back seats down right and left field lines
- 2003 Drainage system and new playing surface
- 2004 Strength and Rehabilitation Center
- 2008 Renovation of team meeting room
- 2009 Original video board installed
- 2010 Wall of Fame added
- 2013 Clubhouse renovated
 - Alumni Room
 - New coaches' offices in Strength/Rehab Center
 - Open fence for home bullpen
 - Flagpoles on plaza honoring CWS teams
 - Expanded dugouts
- 2014 New video board, sound system, LED lights and chairback seating
- 2017 Complete resurfacing, including artificial turf installation
- 2018 New floor matting and LINE-X coating in dugouts
- 2019 Ground breaking on player development facility
- 2020 Completion of the player development facility, aesthetic updates to outfield wall, concourse and seats

ATTENDANCE RECORDS

SINGLE GAME

Att.	Date	Opponent	Result
4,715	4/6/2002	LSU	W, 11-3
4,673	4/5/2003	Alabama	L, 2-3
4,503	4/4/2003	Alabama	W, 10-2
4,491	4/5/2002	LSU	L, 4-9
4,471	4/12/1997	Alabama	W, 13-8
4,428	4/6/2003	Alabama	W, 7-6
4,415	5/29/1999	NC State	W, 9-7
4,409	3/11/2003	Georgia Tech	L, 2-4
4,360	2/22/2014	California	L, 0-5
4,220	3/29/2008	Tennessee	L, 4-8

THREE GAME SERIES

Att.	Opponent	Dates
13,606	Alabama	April 4-6, 2003
13,320	LSU	April 5-7, 2002
11,914	South Carolina	Mar. 31-Apr. 2, 2017
11,723	Alabama	May 6-7, 2017
11,514	Auburn Tournament	Feb. 18-20, 2011

SINGLE SEASON

Att.	Year	Dates	Avg.
111,627	2004	33	3,382
109,778	1999	38	2,888
107,500	2014	34	3,161
106,225	2019	32	3,319
105,720	2005	35	3,020

PLAINSMAN PARK YEAR-BY-YEAR RECORDS

1950.....	4-7	1986.....	23-7
1951.....	7-4	1987.....	26-7
1952.....	5-5	1988.....	27-8
1953.....	1-5	1989.....	29-7
1954.....	9-2	1990.....	27-11
1955.....	6-5	1991.....	25-11
1956.....	5-6	1992.....	22-12
1957.....	9-4	1993.....	27-7
1958.....	9-6	1994.....	25-8
1959.....	2-1	1995.....	28-5
1960.....	7-3	1996.....	22-11
1961.....	6-3	1997.....	30-6
1962.....	9-1	1998.....	26-8
1963.....	6-0	1999.....	27-5
1964.....	4-1	2000.....	27-8
1965.....	7-0	2001.....	25-4
1966.....	10-3	2002.....	26-7
1967.....	13-4	2003.....	25-12
1968.....	14-3	2004.....	21-12
1969.....	15-7	2005.....	21-14
1970.....	10-6	2006.....	17-17
1971.....	11-6	2007.....	22-13
1972.....	11-12	2008.....	20-15
1973.....	12-7	2009.....	22-13
1974.....	20-4	2010.....	30-9
1975.....	16-11	2011.....	19-14
1976.....	20-8	2012.....	22-13
1977.....	18-7	2013.....	22-12
1978.....	19-8	2014.....	19-16
1979.....	19-4	2015.....	25-11
1980.....	20-8	2016.....	19-16
1981.....	17-12	2017.....	23-13
1982.....	22-8	2018.....	29-6
1983.....	10-16	2019.....	22-10
1984.....	19-10	2020.....	13-5
1985.....	19-6		





HEAD COACH BUTCH THOMPSON



BUTCH THOMPSON

30

Butch Thompson was named Auburn's head baseball coach on October 22, 2015 and enters his sixth season with the Tigers in 2021.

Thompson, who spent three seasons as an assistant coach and recruiting coordinator at Auburn from 2006-08, returned to The Plains after seven seasons at Mississippi State as both associate head coach and pitching coach.

A native of Amory, Miss., Thompson has coached 30 Division I All-Americans and 39 all-conference performers. He has seen 16 of his former pitchers make their Major League Baseball debuts, including 10 since 2014. Thompson has also turned 32 pitchers who went undrafted out of high school into MLB draft picks.

Thompson had three pitchers drafted in the first 11 rounds in 2014 and five pitchers drafted, including three in the top 10 rounds, in 2013. He added a first-round selection in the 2016 draft, a third-round pick in Keegan Thompson in 2017 and the first No. 1 overall pick in program history in Casey Mize in 2018. With Tanner Burns also going as a supplemental first round pick in 2020, Auburn became one of four programs with a pair of pitchers drafted in the first round in the last three years.

Along with his pitching pedigree, Thompson is also considered one of the top recruiters in the country. Since 2003, he has secured 13 recruiting classes that were ranked in the top 10 by either Baseball America or Perfect Game, including the No. 5 signing class in 2017 and a program record No. 4 class in 2018. His classes signed from 2006-08 at Auburn each ranked in the top 18 nationally, including the No. 5 class in 2008, which included All-American and SEC Player of the Year Hunter Morris.

In 28 years of coaching at the collegiate level, including 19 in the Southeastern Conference, Thompson has coached eight College World Series participants, including leading the Tigers to the program's first trip to the College World Series in 22 years in 2019. Thompson has also coached one national champion and a national runner-up, won nine conference championships and made 17 postseason appearances. He has also served as an assistant under three National Coach of the Year recipients.

Thompson was named the 2006 Fellowship of Christian Athletes SEC Coach of the Year while at Auburn and the 2014 Baseball America and American Baseball Coaches Association (ABCA) National Assistant Coach of the Year while at Mississippi State.

Thompson has returned the Tigers to prominence in five seasons on The Plains as he has guided the team to a 154-115 overall record and three straight NCAA Tournament appearances for the first time since 2001-03, including back-to-back super regionals for the first time in program history. After advancing to the College World Series in 2019 and a winner-take-all game three in the Gainesville Super Regional in 2018, the Tigers have finished each of the last two full seasons ranked as high as No. 8 and No. 9, respectively. It marked the third time in program history the team has finished back-to-back seasons in the top 10.

Entering the 2019 postseason as the No. 2 seed in the Atlanta Regional, Auburn became the only program to sweep a regional on the road in each of the last two potseasons before also becoming the first team to defeat North Carolina in a Chapel Hill Super Regional in 2019, punching its ticket to Omaha for the first time since 1997.

PERSONAL

Hometown Aberdeen, Mississippi
 Wife Robin
 Children daughters: Anna, Olivia and Madelyn Gail

EDUCATION

College Birmingham-Southern College (1992)
 UAB (Master's, 1996)

PLAYING EXPERIENCE

1989-90 Itawamba CC
 1991-92 Birmingham-Southern College

COACHING EXPERIENCE

1993 Huntingdon College
 Assistant Coach
 1994-96 Birmingham-Southern College
 Assistant Coach
 1997 Jefferson State (Ala.) CC
 Head Coach
 1998-2001 Birmingham-Southern College
 Assistant Coach
 2002-05 Georgia
 Assistant Coach
 2006-08 Auburn
 Assistant Coach
 2009-15 Mississippi State
 Assistant Coach (2009-12)
 Associate Head Coach (2012-15)
 2015-pres Auburn
 Head Coach

HIGHLIGHTS

- Eight CWS appearances/17 postseason appearances
- Has led Auburn to three straight NCAA Tournaments for the first time since 2001-03
- Guided the Tigers to the team's first College World Series since 1997 in 2019
- Became the fourth coach in program history to win 100+ games in his first three seasons in 2018
- 2014 Baseball America/ABCA National Asst. Coach of the Year
- 2013 National Runner-up (Mississippi State)
- 2006 FCA Coach of the Year
- 2001 National Champion (Birmingham-Southern)
- Coached 16 pitchers who have gone on to pitch in MLB, including 10 since 2014
- Recruited/Coached 32 pitchers who were drafted out of college after going undrafted out of high school



HEAD COACH BUTCH THOMPSON

In seven seasons at MSU, Thompson made four NCAA regional trips, two Super Regionals, won the SEC Tournament and advanced to the College World Series finishing as NCAA runner-up in 2013. In three of his last four seasons in Starkville, the Bulldogs' staff ERA finished no higher than 3.06. Thompson's 2013 pitching staff was one of two nationally to finish in the top 15 in ERA, strikeouts per nine innings and hits allowed per nine innings.

In addition to his experience at Auburn and Mississippi State, Thompson also spent four seasons at Georgia from 2002-05, including a trip to the College World Series in 2004. While there, he guided the development of future Major Leaguers Josh Fields, Mitchell Boggs and Brooks Brown.

Thompson launched his coaching career as pitching coach and top assistant at Huntingdon College (Ala.) in 1993, before returning to his alma mater in Birmingham, where he helped lead the Panthers to back-to-back Southern States Conference Championships and in 1995 coached BSC to its first NAIA World Series berth.

Thompson left BSC briefly to serve as head coach at Jefferson State Community College in Birmingham in 1997. While at JSCC, he was honored as the Regional Tournament Coach of the Year, the ABCA Alabama Junior College Coach of the Year and the Southeast Region Coach of the Year after guiding JSCC to a 39-21 mark, the NJCAA Region 22 State Championship and a third-place finish in the NJCAA Division II World Series.

He returned to Birmingham-Southern as top assistant the following season, beginning a four-year run during the most successful span in BSC baseball history. The Panthers won 196 games and four TranSouth Conference Championships and made three-consecutive appearances in the NAIA World Series. BSC's 2001 team posted a school-best 55-11 mark and captured the NAIA National Championship.

In 2002, Thompson joined the SEC baseball coaching fraternity as a pitching coach and recruiting coordinator at Georgia and has been a part of the league for the past 17 seasons.

Thompson currently serves as the large-school representative for the Alabama Baseball Coaches Association and is an All-American committee member representing the South region for the ABCA.

Thompson prepped at Amory (Miss.) High School and later starred as a pitcher at Itawamba (Miss.) Community College from 1989-90. On Oct. 25, 2014, Thompson was inducted into the ICC Athletic Hall of Fame.

He earned a Bachelor's Degree in History at BSC in 1992 and completed a Master's Degree in Sports Administration at UAB in 1996. He is married to the former Robin Ashe of Birmingham, Ala., and they are the parents of three daughters – Anna, Olivia and Madelyn Gail.

"Butch is the epitome of an Auburn man. He cares deeply about the young men in his program and the Auburn community at large. The recent successes of Auburn baseball over the past few years indicate that Coach Thompson is one of the best skippers in the country, and we're fortunate to have him. I'm excited to lock arms with Butch as he continues to build a program that galvanizes the Auburn fan base and captures national acclaim."

- Auburn Athletics Director Allen Greene

Coaching Record

Year	School	Title	Record
2020	Auburn	Head Coach	13-5
2019	Auburn [^]	Head Coach	38-28
2018	Auburn	Head Coach	43-23
2017	Auburn	Head Coach	37-26
2016	Auburn	Head Coach	23-33
2015	Miss. State	Assoc. HC	24-30
2014	Miss. State	Assoc. HC	39-24
2013	Miss. State [^]	Assoc. HC	51-20
2012	Miss. State	Assoc. HC	41-24
2011	Miss. State	Asst. Coach	38-25
2010	Miss. State	Asst. Coach	23-33
2009	Miss. State	Asst. Coach	25-29
2008	Auburn	Asst. Coach	28-28
2007	Auburn	Asst. Coach	31-25
2006	Auburn	Asst. Coach	22-34
2005	Georgia	Asst. Coach	30-25
2004	Georgia [^]	Asst. Coach	45-23
2003	Georgia	Asst. Coach	29-26
2002	Georgia	Asst. Coach	33-29
2001	BSC ^{^*}	Asst. Coach	55-11
2000	BSC [^]	Asst. Coach	46-20
1999	BSC [^]	Asst. Coach	49-18
1998	BSC	Asst. Coach	46-13-1
1997	Jeff. St. CC [^]	Head Coach	39-21
1996	BSC	Asst. Coach	49-12
1995	BSC [^]	Asst. Coach	46-16
1994	BSC	Asst. Coach	45-17
1993	Huntingdon	Asst. Coach	27-27

* National Champions

[^] World Series Appearance





ASSISTANT COACH



KARL NONEMAKER



PERSONAL

Hometown Roxbury, N.J.
 Wife Katie
 Children daughters: Ellie and Ainsley

EDUCATION

College Vanderbilt (2002)

PLAYING EXPERIENCE

1999-02 Vanderbilt
 2002-03 Philadelphia Phillies Organization

COACHING EXPERIENCE

2005-07 Auburn
 Assistant Coach
 2010-11 Monmouth
 Assistant Coach and Recruiting Coordinator
 2012-17 Old Dominion
 Assistant Coach and Recruiting Coordinator
 2018-pres Auburn
 Assistant Coach and Recruiting Coordinator

HIGHLIGHTS

- Has had four Auburn infielders drafted in the last two seasons
- Helped lead ODU to four 30-win seasons and a NCAA Regional appearance in 2014 - its first in 14 seasons
- Mentored the 2017 C-USA Newcomer of the Year in Jared Young and the 2017 C-USA Defensive Player of the Year in Zach Rutherford
- Won the 2011 Northeast Conference regular season title at Monmouth
- Coached NEC Player of the Year and All-American Ryan Terry, who was drafted by the Tampa Bay Rays
- Drafted by the Philadelphia Phillies in the 20th round in 2002
- Ranks second in Vanderbilt history in career hits (283) and tied for second in career batting average (.369)
- Freshman All-American (1999) and First Team All-SEC (2000)



Karl Nonemaker enters his fourth season on The Plains after being named an assistant coach and recruiting coordinator for the Tigers' baseball program in the fall of 2018.

Nonemaker spent the previous six seasons as an assistant and recruiting coordinator at Old Dominion University. He served in the same position at Monmouth from 2010-11 and was on Auburn's staff from 2005-07, helping the program to a NCAA Regional final.

Nonemaker has not only brought in top-10 recruiting classes in two of his four seasons, but also works with the Auburn infielders and has led the group to two of the top fielding percentages in program history. He has helped a quartet of Auburn infielders get drafted - two in each of the 2018 and 2019 drafts - including Will Holland, who became the highest Auburn infielder drafted since 2010 with his fifth round selection in 2019.

Nonemaker also assists Gabe Gross with the Auburn offense, which turned in its best season in nearly a decade in 2018 and played an instrumental role in the Tigers historic postseason run that ended in Omaha in 2019. The Tigers appearance in the College World Series was the team's first since 1997 and fifth all-time.

Nonemaker's career includes playing professionally in the Phillies organization (2002-03) and coaching at three universities; Old Dominion (2012-17), Monmouth (2010-11) and Auburn. He also spent two years (2008-09) working for Louisville Slugger.

A four-year starter at Vanderbilt from 1999-02, Nonemaker was a freshman All-American in 1999 and first-team All-SEC outfielder in 2000. His .415 batting average as a freshman in 1999 is the 15th best single-season average in SEC history (min. 200 AB) and ninth-best mark in the conference in the last 20 years (min. 200 AB). Nonemaker ranks second in career batting average (.369) and hits (283) for the Commodores.

ODU was 162-124 during his six years, winning 30+ games four times and making an appearance in a NCAA Regional in 2014. During his time at ODU, he was responsible for coaching the hitters, base runners, and outfielders.

In 2017, Nonemaker helped the Monarchs to a 37-21 record, including a 19-11 mark in Conference USA, the best conference win total in the program's four years in C-USA. The program cracked the national polls for the first time in 10 years in 2017.

Nonemaker helped tutor three freshman All-Americans and C-USA Newcomer of the Year in infielder Jared Young in 2017. He also helped coach shortstop Zach Rutherford, the C-USA Defensive Player of the Year and 2016 Cape Cod League MVP.

Nonemaker saw 11 of his former players taken in the MLB Draft during his tenure at ODU. Among those drafted were LHP Ryan Yarbrough (4th Rd, 2014), RHP Nick Hartman (9th Rd, 2016) and Rutherford (6th Rd, 2017).

Prior to Old Dominion, Nonemaker served as an assistant coach and recruiting coordinator at Monmouth University for two years. Monmouth won the 2011 NEC regular season title, and Nonemaker tutored NEC Player of the Year and Louisville Slugger/TPX Third Team All-American Ryan Terry, who was drafted by the Tampa Bay Rays.

A native of Roxbury, N.J., Nonemaker was a four-time SEC Academic Honor Roll selection, graduating from Vanderbilt with a degree in Human and Organizational Development in 2002. He and his wife Katie have two daughters, Ellie and Ainsley.



ASSISTANT COACH



GABE GROSS

39

PERSONAL

Hometown Baltimore, Md.
Wife Kelly
Children daughter: Allie; son: Jake

EDUCATION

College Auburn (2012)

PLAYING EXPERIENCE

1999-01 Auburn
2001-05 Toronto Blue Jays Organization
2006-08 Milwaukee Brewers Organization
2008-09 Tampa Bay Rays Organization
2010 Oakland Athletics Organization

COACHING EXPERIENCE

2012 Auburn Student Assistant Coach
2013 Auburn Volunteer Assistant Coach
2018-pres Auburn Assistant Coach

HIGHLIGHTS

- Auburn's 2016 SEC Baseball Legend
- Guided Auburn to the most runs (854) and home runs (123) in 2018-19, marking the most in back-to-back seasons since 2009-10
- Coached an Auburn offense that finished the 2018 season ranked in the top 20 in runs, home runs, scoring, hits, walks and doubles
- Led Auburn to the national lead in batting average (.330) in the COVID-19 shortened 2020 season
- 2008 World Series appearance with Tampa Bay Rays
- First-round pick of the Toronto Blue Jays in 2001
- Freshman All-American (1999), First Team All-American (2000) and Academic All-American (2001)
- Led the SEC in hitting in 2000 (.430)

Former Auburn All-American Gabe Gross enters his fourth season as an assistant coach and hitting coach after re-joining the Tigers' coaching staff prior to the 2018 season.

A three-year starter in the Auburn outfield from 1999-01, Gross was a first-team All-American in 2000 after he led the Southeastern Conference in hitting with a blistering .430 average. A two-time All-SEC performer, Gross was a freshman All-American in 1999 and a second-team Academic All-American in 2001.

Before Gross' third season with the program in 2020 was cut short due to COVID-19, the Tigers boasted one of the most prolific offenses in the country, leading the NCAA with a .330 average. The Tigers also ranked second in the country in hits (210), third in doubles (51), sixth in runs (158), ninth in on-base percentage (.421) and 10th in scoring (8.8).

In the two full seasons with Gross as the hitting coach, the Tigers have turned in back-to-back years with the highest run totals since 2009-10, scoring 467 runs in 2018 and 387 runs in 2019. The Tigers have also hit 235 doubles and 123 home runs in the two seasons under Gross. It marks the first time Auburn has hit 50 or more home runs in back-to-back seasons since 2009-10.

Gross helped lead the Tigers to the program's first College World Series appearance since 1997 as the offense played a major role in the historic postseason run. The Tigers hit .304 and scored 58 runs on 89 hits in eight NCAA Tournament games, highlighted by a walk-off, three-run home run from Steven Williams in the Atlanta Regional and 13-run first inning in the decisive game three of the Chapel Hill Super Regional.

In his first season on The Plains as a full-time assistant in 2018, Gross oversaw the Tigers' offense and led the unit to its best season since shattering records in 2010. The team finished the season ranked in the top 10 in single-season history in home runs (73, 5th), walks (309, 5th), runs (467, 8th), RBI (423, 8th) and extra-base hits (201, 10th). Auburn also ranked in the top 20 in the NCAA in a number of offensive categories including runs (10th), home runs (16th), scoring (7.1 rpg, 17th), hits (626, 18th), walks (19th) and doubles (124, 19th).

Named Auburn's 2016 SEC Baseball Legend, Gross remains in the school's top 10 in 12 statistical categories, including batting average, hits, doubles, runs, home runs and RBI, among other career lists.

A first round pick of the Toronto Blue Jays in 2001, Gross enjoyed a seven-year big league career and was a member of the 2008 Tampa Bay Rays team that made a World Series appearance. He totaled 78 doubles, eight triples, 40 home runs and 186 RBI while playing for four different teams.

Following his career in professional baseball, Gross enrolled back in Auburn in August 2011 and served as a student assistant (2012) and volunteer assistant (2013) with the program.

In his previous stint with the Auburn coaching staff, Gross was a major contributor to an Auburn offense that hit .290, collectively, during the 2012-13 seasons. Auburn finished the 2012 season leading the SEC in batting average (.304), on-base percentage (.386), triples (19) and stolen bases (113).

Gross moved on from coaching and started broadcasting with ESPN and CSS during the 2014 season. He then joined the SEC Network as a baseball analyst when it launched and has served in the capacity from 2015-17.

Gross is married to the former Kelly Gesch, also an Auburn graduate. The couple has two children, Allie and Jake.





VOLUNTEER ASSISTANT



TIM HUDSON



PERSONAL

Hometown Columbus, Ga.
 Wife Kim
 Children daughters: Kennedie and Tess; son: Kade

EDUCATION

College Chattahoochee Valley (1994-95)
 Auburn (1996-97)

PLAYING EXPERIENCE

1994-95 Chattahoochee Valley
 1996-97 Auburn
 1999-2004 Oakland Athletics
 2005-13 Atlanta Braves
 2014-15 San Francisco Giants

COACHING EXPERIENCE

2020-pres Auburn
 Volunteer Assistant

HIGHLIGHTS

- Won the 1997 SEC Player of the Year and Rotary Smith Award
- Was a consensus First Team All-American and ABCA All-Region
- 17-year MLB veteran and four-time MLB All-Star
- Led the American League in wins with a 20-6 record in 2000
- Named the 2010 NL Comeback Player of the Year
- Member of the 2014 World Series Champion San Francisco Giants
- Retired in 2015 as the winningest active MLB pitcher
- Posted a 222-133 career record and 3.49 ERA
- One of 21 pitchers in MLB history with 200+ wins, 2,000+ strikeouts and a .600+ winning percentage
- Inducted into the Atlanta Braves Hall of Fame and Alabama Sports Hall of Fame as a member of the class of 2018

Former Auburn great and 17-year MLB veteran Tim Hudson enters his second season as the volunteer assistant and pitching coach for the Auburn baseball program in 2020.

Although Hudson's first season on staff in 2020 was cut short due to COVID-19, he guided the pitching staff to a historic start as the team struck out 10 or more batters in a record 14 straight games to start the season and in 16 of 18 games played. The Tigers also led the SEC and ranked third in the country with five shutouts and turned in a 2.81 ERA. The Tigers' hurlers struck out 209 batters, good for the 12th highest rate per 9.0 innings in the nation, and issued 63 walks in 160.0 innings pitched. The 3.32 K-BB ratio was also a top-25 mark in the country.

With Hudson on board, Auburn's coaching staff has not only made nine trips to the College World Series, but also has a combined 62 years of experience in professional baseball, including 32 years at the major league level.

In two years as a player in an Auburn uniform, Hudson turned in the best two-way season in program history and helped lead the team to the College World Series. During the 1997 season, the Columbus, Georgia, native posted a 15-2 record with a 2.97 ERA and 165 strikeouts while also hitting .396 with 18 home runs and 95 RBI. Hudson led the NCAA in wins while his strikeout total was the highest in the SEC. He went on to be named the 1997 Rotary Smith Award winner, First Team All-America and the SEC Player of the Year.

Following his Auburn career, Hudson was selected by the Oakland Athletics in the sixth round of the 1997 MLB Draft and went on to spend 17 years in the big leagues with Oakland (1999-2004), Atlanta (2005-13) and San Francisco (2014-15). He posted a 222-133 career record with a 3.49 ERA, was a four-time MLB All-Star and won a World Series. Hudson also finished fifth in the Rookie of the Year race in 1999, placed in the top six of Cy Young voting on four occasions and was named the 2010 Comeback Player of the Year with Atlanta.

Hudson, who was inducted into the Braves Hall of Fame in 2018, ranked ninth in wins, 17th in innings pitched and 30th in wins above replacement among qualified major league pitchers during his time with the club. His .611 win percentage is the third-best mark in Braves history, and he ranks fifth in the organization in wins (113), ERA (3.56), strikeouts (997) and innings pitched (1,573.0). At the time of his Braves Hall of Fame induction, the right-hander was one of only 21 pitchers in MLB history to win at least 200 games, post 2,000 strikeouts and have a .600-or-higher career winning percentage.

Along with his Braves Hall of Fame nod, Hudson also went on to be inducted into the Alabama Sports Hall of Fame as a member of the 50th anniversary class in 2018.

Hudson went onto the National Baseball Hall of Fame ballot for 2021 and received enough votes to remain on the ballot for 2022.


A native of Columbus, Ga., Hudson is married to the former Kim Bruner. The couple have two daughters, Kennedie and Tess, and one son, Kade. Residing in Auburn, Tim and Kim are very active with their philanthropy for children, the Hudson Family Foundation.





SUPPORT STAFF

Support Staff



Brant Ust
Sport
Administrator



Cody Baker
Creative Video
Director



Matt Ball
Assistant AD
of Compliance



Greg Drye
Director of
Operations




Dan Gamache
Student
Assistant



Alex Gordon
Marketing
Director



Bob Grant
Event
Manager




Riley Hubbard
Assistant Data
Analyst




Dr. Kirsten Ingalls
Academic
Counselor




Chris Joyner
Strength &
Conditioning




Corbin Lawver
Ticketing
Director




Blake Logan
Player Dev. &
Data Analyst




Brian Maddox
Equipment
Manager



George Nunnolley
Communications
Director



Marie Pesacreta
Sports
Dietician



Adrian Pina
Director of
Annual Giving

Athletic Training Staff



Scott Shepherd
Team
Chaplain



Morgan Smith
Graphic
Design



Sarah Stallkamp
Facility
Manager




Anna Thompson
Special
Events



Joe-Joe Petrone
Director of
Sports Medicine



Anthony Sandersen
Senior Assistant
Athletic Trainer



Evan Rochat
Athletic Trainer
Intern

Grounds Crew



Jon Bailey
Baseball
Groundskeeper




Zach Willard
Turf
Manager



Dr. Michael Goodlett
Team
Physician




Dr. James Andrews
Orthopaedic
Surgeon



Dr. Jos Edison
Associate Primary
Care Team
Physician



Dr. Benton Emblom
Associate Team
Orthopaedic
Surgeon



Dr. Adrian Ferrera
Director of Sport
Psychology

Medical Staff (cont.)



Dr. Brett Sprouse
Doctor of
Osteopathic
Medicine




David Walsh
Manager of Physical
Therapy



Houston Barker
Manager



Bailey Decker
Manager



Trenton Reynolds
Manager

Student Managers





ADMINISTRATION



Jay Gogue

Auburn University President

Jay Gogue returned to his alma mater on July 16, 2007, as Auburn University's 18th president and retired as president emeritus on July 1, 2017. He was appointed by the university's Board of Trustees to serve as interim president effective July 8, 2019, and appointed the university's 20th president effective Feb. 7, 2020. The Waycross, Ga., native earned bachelor's and master's degrees from Auburn and a doctorate in horticulture from Michigan State.

During his tenure as president, the academic strength of Auburn's student population increased, a new research center was established in Huntsville, Ala., a common book program that generates a shared academic experience was instituted, and outreach partnerships with underserved schools in surrounding communities were established. His leadership during a period of sharp reductions in state support for the university budget protected Auburn's academic quality and prevented elimination of academic programs. During his retirement, Dr. Gogue remained engaged in the realm of academia, advising colleagues at numerous universities and teaching a course on higher education leadership to Auburn students.

Dr. Gogue was selected in 2013 for the Michigan State University Distinguished Alumni Award. In 2012, he was inducted into the Alabama Academy of Honor, a group of 100 Alabamians "chosen for accomplishment or service greatly benefitting or reflecting great credit on the State."

Before returning to Auburn, Dr. Gogue served as president of New Mexico State University beginning in 2000 and, in 2003, he was named president of the University of Houston and chancellor of the University of Houston System. He started his higher education administration career in 1986 at Clemson University as vice president for research and vice president/vice provost for agriculture and natural resources. Utah State University selected him as provost in 1995.

Dr. Gogue is a member of the Phi Kappa Phi and Golden Key honor societies, Sigma Chi Fraternity, Sigma Xi scientific research society and the National Society of Scabbard and Blade, the honorary military society for all branches of service. He met his wife, Susie, in the 8th grade, and they married during their undergraduate years at Auburn. Like Dr. Gogue, Mrs. Gogue also earned two Auburn degrees. They are the parents of three children and have one grandchild.



Allen Greene

Athletics Director

Allen Greene, known as a dynamic and energetic leader, is in his third year at Auburn after being named the program's 15th director of athletics on Jan. 18, 2018. He served in the same capacity at the University at Buffalo from November 2015 until his arrival at Auburn.

One of the youngest athletics directors in the NCAA Power Five ranks, at 43, Allen is highly regarded by his peers. He is actively engaged in the National Association of Collegiate Directors of Athletics (NACDA), in which he was recently nominated to serve as an Executive Committee member, Minority Opportunities Athletics Association (MOAA), and LEAD1.

Under Allen's leadership 30 programs have finished ranked in the top 25 nationally, including 10 programs in the top 10. The Auburn equestrian program has won a pair of national championships since his arrival and the men's and women's golf programs each advanced to the national semifinals.

The 2018-19 academic year was historic as the men's basketball program made its first-ever trip to the Final Four, while the baseball program returned to the College World Series for the first time in 22 years. It marked just the fourth time in Division I history a program sent a team to the Final Four and CWS while winning a football bowl game in the same academic year.

Allen's tenure as director of athletics at the University at Buffalo is noted for success on the field and in the classroom, as well as donor and corporate development efforts that led to an array of facility enhancements. Prior to being named AD at Buffalo, Allen served as the senior associate athletic director for administration and deputy director of athletics at UB. He previously worked in fundraising at Ole Miss for three years and Notre Dame for two years as fundraiser and five years in compliance.

A graduate of Notre Dame with a degree in finance, Allen was a three-year starter for the Fighting Irish baseball team and played three years in the New York Yankees minor league system. He later received his master's degree from Indiana University's South Bend campus.

Allen and his wife, Christy, have three children, daughters Rian and Seneca, and son Samuel.





MASON BARNETT

18

BARNETT AT A GLANCE

CAREER RECORD

at Plainsman Park.....	0-0
On Road/Neutral.....	0-0
vs. SEC.....	0-0
vs. SEC West.....	0-0
vs. SEC East.....	0-0

CAREER HIGHS

Innings.....	2.2, vs. Georgia Tech (3/10/20)
Hits.....	4, vs. Illinois-Chicago (2/15/20)
Runs.....	3, vs. Illinois-Chicago (2/15/20)
Earned Runs.....	3, vs. Illinois-Chicago (2/15/20)
Walks.....	1, three times
Strikeouts.....	5, vs. Georgia Tech (3/10/20)
Pitches.....	35, vs. Georgia Tech (3/10/20)

POSITION
Right-handed pitcher

CLASS
Sophomore

BATS / THROWS
R/R

HEIGHT - WEIGHT
6-1 - 205

EXPERIENCE
1L

HOMETOWN
Cartersville, Ga.

HIGH SCHOOL
Cartersville

2021 – SOPHOMORE YEAR

Rated by Perfect Game as the No. 32 overall prospect and No. 20 college prospect for the 2022 MLB Draft.

2020 – FRESHMAN YEAR

Made six relief appearances and led the team with six games finished ... didn't not factor into a decision but finished the game in three of the team's five shutouts ... posted a 3.52 ERA and didn't allow an earned run in his final five appearances and 7.0 innings pitched ... struck out 16 batters and issued three walks in 7.2 innings of work ... made his Auburn debut against Illinois-Chicago (Feb. 15) ... turned in three straight scoreless and hitless outings from Feb. 19 – Mar. 1 and struck out two batters in each appearance ... struck out the side to end the series finale vs. Chicago State (Mar. 8) ... pitched a season-high 2.2 innings and struck out a season-high five batters without allowing a hit against Georgia Tech (Mar. 10).

HIGH SCHOOL

Rated by Perfect Game as the No. 155 overall player in the 2019 class ... was also tabbed the No. 16 player and No. 9 right-hander in the state by the publication ... 2019 Perfect Game Preseason Third Team All-American ... 2018 Perfect Game Preseason Underclass Second Team All-American ... 2017 Perfect Game Preseason Underclass High Honorable

Mention All-American ... named to the Top Prospect Team at the 2017 Underclass All-American Games and 2018 National Showcase ... 2017 and 2018 WWBA National Championship All-Tournament Team ... went 8-2 with a 1.29 ERA and struck out 68 batters in 49.0 innings as a junior ... also hit .368 with 11 doubles, three triples, one home run and 31 RBI ... two-time Class 5-4A All-Region honoree and Cartersville High School Pitcher of the Year ... 2017 All-County Pitcher of the Year and 2018 All-County Hitter of the Year ... 2018 Class 4A First Team All-State ... member of the National Honor Society and National Beta Club.

PERSONAL

Son of Greg and Merrie Barnett ... has two siblings, Miller and Andy.

MASON BARNETT'S CAREER APPEARANCES

2020 - FRESHMAN YEAR

Date	Opp (Res.)	DEC	QS	IP	H	R	ER	BB	SO	HR	ERA	NP
2/15	ILLINOIS-CHICAGO (W, 7-3)	-	-	1.0	4	3	3	1	2	0	27.00	32
2/19	OAKLAND (W, 17-1)	-	-	1.0	0	0	0	0	2	0	13.50	10
2/25	ALABAMA A&M (W, 10-0)	-	-	1.0	0	0	0	1	2	0	9.00	17
3/1	WRIGHT STATE (W, 6-0)	-	-	1.0	0	0	0	1	2	0	6.75	21
3/8	CHICAGO STATE (W, 9-0)	-	-	1.0	1	0	0	0	3	0	5.40	19
3/10	GEORGIA TECH (L, 2-6)	-	-	2.2	0	1	0	0	5	0	3.52	35



ALL GAMES

Year	ERA	W	L	App	GS	CG	SHO	CBO	SV	IP	H	R	ER	BB	SO	2B	3B	HR	BF	B/Avg	WP	HBP	BK	SFA	SHA
2020	3.52	0	0	6	0	0	0	3	0	7.2	5	4	3	3	16	1	1	0	31	.192	1	1	0	1	0

SEC GAMES ONLY

Year	ERA	W	L	App	GS	CG	SHO	CBO	SV	IP	H	R	ER	BB	SO	2B	3B	HR	BF	B/Avg	WP	HBP	BK	SFA	SHA
2020	-	-	-	-	-	-	-	-	-	-	-	-	-	-	-	-	-	-	-	-	-	-	-	-	-





RYAN BLISS



POSITION
Infielder

CLASS
Junior

BATS / THROWS
R/R

HEIGHT - WEIGHT
5-9 - 165

EXPERIENCE
2L

HOMETOWN
LaGrange, Ga.

HIGH SCHOOL
Troup County

2021 – JUNIOR YEAR

Named Third Team Preseason All-America by Baseball America, Collegiate Baseball and Perfect Game/Rawlings ... earned First Team Preseason All-SEC honors ... rated by Baseball America as the No. 76 overall prospect for the 2021 MLB Draft ... also tabbed by Perfect Game as the No. 146 overall prospect and No. 81 college prospect.

2020 – SOPHOMORE YEAR

Played and started in all 18 games at shortstop ... led the team while ranking second in the SEC and sixth in the NCAA with 29 hits ... led the team with nine multi-hit efforts, including three games with three or more hits ... turned in a .377 average and led the team with 21 runs scored ... added seven doubles, two triples, two home runs and 17 RBI ... turned in multiple hits in five of the first six games of the season, including each of the first three ... matched a career high with four RBI in the second game of the season vs. Illinois-Chicago (Feb. 15) — was one of three games with four RBI ... turned in his first career four-hit game by going 4-for-6 and driving in four more runs vs. Oakland (Feb. 19) ... went 3-for-4 the following game vs. UCF (Feb. 21) ... turned in his first multi-HR effort in the middle game vs. Wright State (Feb. 29) ... went 3-for-5 with three runs and another four-RBI effort vs. the Raiders ... recorded his ninth and final multi-hit game in the series finale vs. Chicago State (Mar. 8) ... tied for the team lead with five stolen bases ... didn't commit an error in 58 chances at shortstop.

2019 – FRESHMAN YEAR

Was the only Auburn player to start in all 66 games, also becoming the first Auburn freshman to do so since 2014

... ranked second on the team with a .281 average ... also ranked second in runs (50), third in RBI (37) and stolen bases (11) and tied for third in hits (70) ... was one of three position players named to the SEC All-Freshman Team after leading the team with a .288 average in SEC games ... turned in 20 multi-hit efforts and 11 multi-RBI performances ... tied for the team lead with a 10-game hitting streak from Feb. 17 — Mar. 5 ... led the team with a .313 average since the start of April (final 38 games) ... hit a RBI triple and drove in a pair while also scoring a run in his Auburn debut vs. Georgia Southern (Feb. 15) ... collected his first multi-hit effort and drove in a pair in the series finale at UCF (Feb. 24) ... hit his first career home run in the series finale vs. Cincinnati (Mar. 2) ... went 2-for-4 with two runs and two RBI vs. UT Martin (Mar. 5) ... turned in a season-high three hits at UAB (Mar. 19) ... went 3-for-5 with two runs and two RBI at Mississippi State (Mar. 24) ... drove in three runs and collected two hits vs. Arkansas (Apr. 5) ... turned in seven multi-hit efforts in a span of 12 games from Apr. 20 — May 11 ... was named the SEC Freshman of the Week after going 6-for-12 and reaching base in eight of 14 plate appearances vs. Alabama (May 3-5) ... collected two hits in all three contests and drove in a season-high four runs in the series finale ... also led the team with five runs scored in the series ... went 6-for-12 and scored five more runs against Georgia the following weekend (May 10-11) ... matched a season-high with three hits and scored a team high four runs in the finale against the Bulldogs ... capped off the regular season

CAREER HIGHS

At Bats: 6, vs. Oakland (2/19/20)
 Runs: 4, vs. Georgia (5/11/19)
 Hits: 4, vs. Oakland (2/19/20)
 RBI: 4, vs. Alabama (5/5/19)
 Doubles: 2, vs. Illinois-Chicago (2/14/20)-
 Triples: 1, three times
 HR: 2, vs. Wright State (2/29/20)
 Hit Streak: 10 (2019)
 Reach Base: 10, two times

MULTI-HIT GAMES

Year	2	3	4	5+	Total
2019	18	4	-	-	22
2020	6	2	1	-	9
Totals	24	6	1	--	31

MULTI-RBI GAMES

Year	2	3	4	5+	Total
2019	8	2	1	-	11
2020	1	-	3	-	4
Totals	9	2	4	--	15





by hitting .417 in the final three SEC series ... hit his second home run and scored the game-winner in the regular season finale at LSU (May 18) ... hit .361 (13-for-36) with nine runs, one double, one home run and five RBI in eight NCAA Tournament games ... went 3-for-5 with two runs and three RBI in his first career NCAA Tournament game vs. Coastal Carolina (May 31) ... homered against Georgia Tech the following day (Jun. 1) ... named to the Atlanta Regional All-Tournament Team after going 6-for-13 with three runs, a home run and five RBI in the regional ... went 5-for-14 and scored five runs in the Chapel Hill Super Regional ... capped off the season by going 2-for-5 with a run in the College World Series vs. Louisville (Jun. 19).

HIGH SCHOOL

Played at Troup County High School for coach Craig Garner ... rated the second best shortstop and 15th best overall player in Georgia ... also ranked the 96th best player in the country by Perfect Game ... named a 2018 Rawlings-Perfect Game 2nd Team All-American ... has stolen 64-of-66 bases in his high school career ... named a 2017 First Team Preseason Underclass All-American by Perfect Game ... also named 2017 Second Team All-State and the Troup High School Team MVP ... three-time First Team All-Region honoree ... competed in the 2016 USA Baseball Tournament of Stars ... drafted in the 30 round by the Boston Red Sox.


PERSONAL

Troup High School Senior Class President ... member of the National Honor Society ... also played one year of varsity basketball ... son of Isiah and Rhonda Bliss ... enrolled in the College of Education.



ALL GAMES																									
Year	Avg	GP	GS	AB	R	H	2B	3B	HR	RBI	TB	SLG%	BB	HBP	SO	GDP	OB%	SF	SH	SB	ATT	PO	A	E	FLD%
2019	.281	66	66	249	50	70	11	1	3	37	92	.369	36	2	46	5	.367	7	2	11	13	111	179	7	.976
2020	.377	18	18	77	21	29	7	2	2	17	46	.597	5	1	5	0	.412	2	0	5	7	27	31	0	1.000
TOTAL	.304	84	84	326	71	99	18	3	5	54	138	.423	41	3	51	5	.377	9	2	16	20	138	210	7	.980
SEC GAMES ONLY																									
Year	Avg	GP	GS	AB	R	H	2B	3B	HR	RBI	TB	SLG%	BB	HBP	SO	GDP	OB%	SF	SH	SB	ATT	PO	A	E	FLD%
2019	.288	30	30	111	24	32	4	0	1	17	39	.351	13	2	17	4	.364	3	1	6	7	55	93	4	.974
2020	-.288	-	-	-	-	-	-	-	-	-	-	-	-	-	-	-	-	-	-	-	-	-	-	-	-
TOTAL	.288	30	30	111	24	32	4	0	1	17	39	.351	13	2	17	4	.364	3	1	6	7	55	93	4	.974





TRACE BRIGHT



POSITION
Right-handed pitcher

CLASS
Sophomore

BATS / THROWS
R/R

HEIGHT - WEIGHT
6-4 - 185

EXPERIENCE
1L

HOMETOWN
Montgomery, Ala.

HIGH SCHOOL
Trinity Presbyterian

2021 – SOPHOMORE YEAR

Rated by Perfect Game as the No. 123 overall prospect and No. 84 college prospect for the 2022 MLB Draft.

2020 – FRESHMAN YEAR

Made three starts and posted a 1-1 record with a 8.38 ERA ... struck out 12 batters and issued seven walks in 9.2 innings ... made his Auburn debut and earned the win vs. Oakland (Feb. 19) ... allowed one run on two hits with one walk and six strikeouts in 3.0 innings ... matched a season high with six strikeouts in 4.2 innings vs. Alabama A&M (Feb. 26) ... suffered the loss in his final start vs. Wofford (Mar. 11).

HIGH SCHOOL

Rated a top-350 player nationally by Perfect Game ... tabbed the No. 1 right-handed pitcher and No. 5 overall player in Alabama ... named a 2018 and 2019 Perfect Game Preseason High Honorable Mention All-American ... made the 2018 WWBA National Championship All-Tournament Team ... hit .358 with nine doubles, three home runs and 30 RBI as a junior at Trinity Presbyterian ... went 4-4 with a 4.51 ERA on the mound ... struck out 46 batters in 35.2 innings ... named 2018 1A-4A First Team All-Metro and 4A ASWA Second Team All-State ... 2018 AHSAA Baseball All-Star ...

posted a 7-2 record with a 1.81 ERA as a senior ... struck out 86 batters in 58 innings ... named 2019 1A-4A First Team All-Metro and 4A ASWA Second Team All-State for the second straight season ... played quarterback for Trinity Presbyterian from 2015-17.

PERSONAL

Son of Lynn and Ike Bright.

BRIGHT AT A GLANCE

CAREER RECORD

at Plainsman Park.....	1-1
On Road/Neutral.....	0-0
vs. SEC.....	0-0
vs. SEC West.....	0-0
vs. SEC East.....	0-0

CAREER HIGHS

Innings.....	4.2, vs. Alabama A&M (2/26/20)
Hits.....	5, vs. Wofford (3/11/20)
Runs.....	4, two times
Earned Runs.....	4, two times
Walks.....	3, two times
Strikeouts.....	6, two times
Pitches.....	75, vs. Alabama A&M (2/26/20)

TRACE BRIGHT'S CAREER APPEARANCES

*-Starter

2020 - FRESHMAN YEAR

Date	Opp. (Res.)	DEC	QS	IP	H	R	ER	BB	SO	HR	ERA	NP
2/19	*OAKLAND (W, 17-1)	W	-	3.0	2	1	1	1	6	1	3.00	59
2/26	*ALABAMA A&M (W, 12-6)	-	-	4.2	3	4	4	3	6	0	5.87	75
3/11	*WOFFORD (L, 3-4)	L	-	2.0	5	4	4	3	0	0	8.38	50




ALL GAMES

Year	ERA	W	L	App	GS	CG	SHO	CBO	SV	IP	H	R	ER	BB	SO	2B	3B	HR	BF	B/Avg	WP	HBP	BK	SFA	SHA
2020	8.38	1	1	3	3	0	0	0	0	9.2	10	9	9	7	12	3	0	1	46	.278	2	1	0	0	2

SEC GAMES ONLY

Year	ERA	W	L	App	GS	CG	SHO	CBO	SV	IP	H	R	ER	BB	SO	2B	3B	HR	BF	B/Avg	WP	HBP	BK	SFA	SHA
2020	-	-	-	-	-	-	-	-	-	-	-	-	-	-	-	-	-	-	-	-	-	-	-	-	-



BRAYTON BROWN



POSITION
Outfielder

CLASS
Sophomore

BATS / THROWS
R/R

HEIGHT - WEIGHT
5-9 - 190

EXPERIENCE
1L

HOMETOWN
Selma, Ala.

HIGH SCHOOL
Morgan Academy

2020 – FRESHMAN YEAR

Played in 14 games and made seven starts in left field and as the designated hitter ... hit .267 (8-for-30) with two doubles, one home run and four RBI ... made his Auburn debut in the second game of the season vs. Illinois-Chicago (Feb. 15) and ripped a pinch-hit, RBI double in his first career at-bat ... finished the season 5-for-5 with a walk and three RBI in pinch-hit opportunities ... made his first start in left field vs. Oakland (Feb. 19) and went 1-for-3 with two walks, a double and RBI ... hit his first career home run vs. Alabama A&M (Feb. 25) ... led the team with two outfield assists.

HIGH SCHOOL

Rated by Perfect Game as the No. 4 shortstop and No. 21 overall player in Alabama in the 2019 signing class ... also rated a top-500 player nationally ... 2018 and 2019 Perfect Game Preseason High Honorable Mention All-American ... named to the 2017 WWBA National Championship All-Tournament Team ... hit .422 with 13 doubles, six

CAREER HIGHS

At Bats: 5, vs. Alabama A&M (2/26/20)
Runs: 3, vs. Oakland (2/19/20)
Hits: 1, eight times
RBI: 1, four times
Doubles: 1, two times
Triples: None
HR: 1, vs. Alabama A&M (2/25/20)
Hit Streak: 3 (2020)
Reach Base: 4 (2020)

MULTI-HIT GAMES

Year	2	3	4	5+	Total
2020	-	-	-	-	-

MULTI-RBI GAMES

Year	2	3	4	5+	Total
2020	-	-	-	-	-

triples, five home runs and 38 RBI as a junior at Morgan Academy ... named 2018 AISA First Team All-State by the Alabama Sports Writers Association ... three-time high school offensive MVP.

PERSONAL

Son of Rhonda and Sam Brown ... has one sibling, Bailey.



ALL GAMES

Year	Avg	GP	GS	AB	R	H	2B	3B	HR	RBI	TB	SLG%	BB	HBP	SO	GDP	OB%	SF	SH	SB	ATT	PO	A	E	FLD%
2020	.267	14	7	30	6	8	2	0	1	4	13	.433	5	1	10	1	.389	0	0	0	0	6	2	0	1.000

SEC GAMES ONLY

Year	Avg	GP	GS	AB	R	H	2B	3B	HR	RBI	TB	SLG%	BB	HBP	SO	GDP	OB%	SF	SH	SB	ATT	PO	A	E	FLD%
2020	-	-	-	-	-	-	-	-	-	-	-	-	-	-	-	-	-	-	-	-	-	-	-	-	-





BLAKE BURKHALTER

40

POSITION
Right-handed pitcher

CLASS
Sophomore

BATS / THROWS
R/R

HEIGHT - WEIGHT
6-0 - 185

EXPERIENCE
1L

HOMETOWN
Dothan, Ala.

HIGH SCHOOL
Northview

2020 – FRESHMAN YEAR

Made four relief appearances and posted a 2.08 ERA ... struck out three batters and issued three walks in 4.1 innings ... pitched a scoreless inning in his Auburn debut vs. Illinois-Chicago (Feb. 15) ... allowed his lone run of the season vs. UCF (Feb. 23) ... pitched a season-high 1.1 innings and struck out a pair vs. Alabama A&M (Feb. 26) ... tossed a scoreless inning in his final appearance of the season vs. Chicago State (Mar. 8) ... named to the 2019-20 AD Honor Roll.

HIGH SCHOOL

Rated a top-500 player nationally by Perfect Game ... also tabbed the No. 3 right-hander and No. 12 overall player in Alabama ... 2018 and 2019 Perfect Game Preseason High Honorable Mention All-American ... posted a 4-0 record with a 0.75 ERA as a sophomore ... recorded eight saves and struck out 24 batters in 18.2 innings ... went 3-1 with a 1.05 ERA as a junior ... struck out 56 batters in 40.0 innings.

PERSONAL

Son of Jack and Jill Burkhalter ... has two siblings, Chase and Leah.

BURKHALTER AT A GLANCE

CAREER RECORD


at Plainsman Park.....	0-0
On Road/Neutral.....	0-0
vs. SEC.....	0-0
vs. SEC West.....	0-0
vs. SEC East.....	0-0

CAREER HIGHS

Innings.....	1.1, vs. Alabama A&M (2/26/20)
Hits.....	3, vs. UCF (2/23/20)
Runs.....	1, vs. UCF (2/23/20)
Earned Runs.....	1, vs. UCF (2/23/20)
Walks.....	1, three times
Strikeouts.....	2, vs. Alabama A&M (2/26/20)
Pitches.....	23, vs. Alabama A&M (2/26/20)

BLAKE BURKHALTER'S CAREER APPEARANCES

2020 - FRESHMAN YEAR		DEC	QS	IP	H	R	ER	BB	SO	HR	ERA	NP
Date	Opp (Res.)											
2/15	ILLINOIS-CHICAGO (W, 7-3)	-	-	1.0	1	0	0	1	1	0	0.00	14
2/23	UCF (L, 2-12)	-	-	1.0	3	1	1	1	0	0	4.50	20
2/26	ALABAMA A&M (W, 12-6)	-	-	1.1	1	0	0	1	2	0	2.70	23
3/8	CHICAGO STATE (W, 9-0)	-	-	1.0	1	0	0	0	0	0	2.08	8



ALL GAMES

Year	ERA	W	L	App	GS	CG	SHO	CBO	SV	IP	H	R	ER	BB	SO	2B	3B	HR	BF	B/Avg	WP	HBP	BK	SFA	SHA
2020	2.08	0	0	4	0	0	0	1	0	4.1	6	1	1	3	3	0	0	0	18	.462	0	0	0	1	1

SEC GAMES ONLY

Year	ERA	W	L	App	GS	CG	SHO	CBO	SV	IP	H	R	ER	BB	SO	2B	3B	HR	BF	B/Avg	WP	HBP	BK	SFA	SHA
2020	-	-	-	-	-	-	-	-	-	-	-	-	-	-	-	-	-	-	-	-	-	-	-	-	-



JOHNNY CECCOLI

25

POSITION
Infielder/Outfielder

CLASS
Sophomore

BATS / THROWS
L/R

HEIGHT - WEIGHT
6-2 - 210

EXPERIENCE
1L

HOMETOWN
Tyler, Texas

HIGH SCHOOL
All Saints Episcopal

2020 – FRESHMAN YEAR

Played in eight games and made a pair of starts ... hit .231 (3-for-13) with a home run and four RBI ... made his Auburn debut and first career start in the second game of the season vs. Illinois-Chicago (Feb. 15) ... went 1-for-4 with a run and two RBI in the contest ... hit a pinch-hit home run vs. Oakland (Feb. 19) and came around later in the inning to hit a RBI single ... reached on a walk and scored a run in the series-clinching win vs. Wright State (Feb. 29).

HIGH SCHOOL

Reclassified from the class of 2020 to the class of 2019 ... was originally rated the No. 31 overall player and the top-rated first baseman in Texas by Perfect Game ... also originally tabbed the 15th best first baseman in the country by Perfect Game ... 2019 Perfect Game High Honorable Mention Preseason All-American ... participated in the 2018 Perfect Game Underclass All-American Games and was named to the Top Prospect Team at the 2018 Junior National Showcase ... earned All-Tournament Team honors at the 2017 and 2018 WWBA 15U and 16U National Championships ... 2018 Second Team All-State.

PERSONAL

Son of Karla and Hector Ceccoli ... has two brothers, Robert and Paul.

CAREER HIGHS

At Bats:	4, two times
Runs:	1, three times
Hits:	2, vs. Oakland (2/19/20)
RBI:	2, two times
Doubles:	None
Triples:	None
HR:	1, vs. Oakland (2/19/20)
Hit Streak:	2 (2020)
Reach Base:	3 (2020)

MULTI-HIT GAMES

Year	2	3	4	5+	Total
2020	1	-	-	-	1

MULTI-RBI GAMES

Year	2	3	4	5+	Total
2020	2	-	-	-	2



ALL GAMES

Year	Avg	GP	GS	AB	R	H	2B	3B	HR	RBI	TB	SLG%	BB	HBP	SO	GDP	OB%	SF	SH	SB	ATT	PO	A	E	FLD%
2020	.231	8	2	13	3	3	0	0	1	4	6	.462	2	0	5	0	.333	0	0	0	0	0	0	0	.000

SEC GAMES ONLY

Year	Avg	GP	GS	AB	R	H	2B	3B	HR	RBI	TB	SLG%	BB	HBP	SO	GDP	OB%	SF	SH	SB	ATT	PO	A	E	FLD%
2020	-	-	-	-	-	-	-	-	-	-	-	-	-	-	-	-	-	-	-	-	-	-	-	-	-





GARRETT FARQUHAR

47

POSITION
Infielder

CLASS
Senior

BATS / THROWS
R/R

HEIGHT - WEIGHT
5-11 - 185

EXPERIENCE
1L

HOMETOWN
Hoover, Ala.

HIGH SCHOOL
Hoover

PREVIOUS SCHOOL
Shelton State

2020 – JUNIOR YEAR

Played in 13 games and made 10 starts at second base ... hit .263 (10-for-38) with two doubles and 10 RBI ... was one of five players with 15 or more runs scored ... ranked second on the team with 10 walks ... made his Auburn debut and first career start vs. Illinois-Chicago (Feb. 15) ... went 1-for-3 with two runs and two RBI in the contest ... turned in his first multi-hit game and drove in four runs the following day against the Flames (Feb. 16) ... drove in a run in his third straight game to start his Auburn career vs. Oakland (Feb. 19) ... scored a season-high three runs in back-to-back games vs. Alabama A&M (Feb. 26) and Wright State (Feb. 29) ... went 2-for-2 with three walks against the Raiders ... collected his third and final multi-hit game of the season vs. Chicago State (Mar. 7) ... drove in his 10th run of the season vs. Georgia Tech (Mar. 10).

JUNIOR COLLEGE

Two-year starter at shortstop for Shelton State ... career .347 hitter with 19 doubles, four triples, three home runs and 63 RBI ... also drew 66 walks compared to 46 strikeouts and stole 24-of-29 bases ... named 2019 Alabama Community College First Team All-North Division after hitting .363 as a senior ... earned NJCAA Academic honors.

HIGH SCHOOL

Hit .350 with 14 doubles, three home runs and 30 RBI as a senior at Hoover High School ... named 2017 Perfect Game Preseason Southeast Region Honorable Mention and ASWA Honorable Mention All-State ... also a four-time state champion in football (2014-17) ... member of the National Honor Society.

PERSONAL

Son of Evelyn and Lynn Farquhar ... has on sibling, Emily ... studying in the College of Business.

CAREER HIGHS	
At Bats:	5, two times
Runs:	3, two times
Hits:	2, three times
RBI:	4, vs. Illinois-Chicago (2/16/20)
Doubles:	1, two times
Triples:	None
HR:	None
Hit Streak:	3 (2020)
Reach Base:	4 (2020)

MULTI-HIT GAMES	
Year	2 3 4 5+ Total
2020	3 - - - 3

MULTI-RBI GAMES	
Year	2 3 4 5+ Total
2020	1 - 1 - 2




ALL GAMES

Year	Avg	GP	GS	AB	R	H	2B	3B	HR	RBI	TB	SLG%	BB	HBP	SO	GDP	OB%	SF	SH	SB	ATT	PO	A	E	FLD%
2020	.263	13	10	38	15	10	2	0	0	10	12	.316	10	2	5	2	.440	0	1	1	1	17	19	3	.923

SEC GAMES ONLY

Year	Avg	GP	GS	AB	R	H	2B	3B	HR	RBI	TB	SLG%	BB	HBP	SO	GDP	OB%	SF	SH	SB	ATT	PO	A	E	FLD%
2020	-	-	-	-	-	-	-	-	-	-	-	-	-	-	-	-	-	-	-	-	-	-	-	-	-



RICHARD FITTS

43

POSITION
Right-handed pitcher

CLASS
Junior

BATS / THROWS
R/R

HEIGHT - WEIGHT
6-3 - 215

EXPERIENCE
2L

HOMETOWN
Helena, Ala.

HIGH SCHOOL
Helena

2021 – JUNIOR YEAR

Earned a plethora of preseason attention after a strong performance in the fall ... named Second Team Preseason All-America by D1 Baseball, Third Team Preseason All-America by Baseball America and a member of the USA Baseball Golden Spikes Award Preseason Watch List ... has been ranked the No. 8 college draft prospect by Perfect Game and No. 9 college draft prospect by D1 Baseball ... is tabbed the No. 13 overall draft prospect by Perfect Game, No. 15 overall prospect by Baseball America and No. 17 overall prospect by MLB.com ... also regarded as the No. 5 breakout candidate by Baseball America.

2020 – SOPHOMORE YEAR

Made six appearances, including one start ... turned in a 1-0 record and 2.77 ERA ... pitched in a pair of the team's shutouts ... struck out 16 batters and issued five walks in 13.0 innings ... earned the win in his season debut and lone start of the season vs. Illinois-Chicago (Feb. 15) ... pitched 5.0 scoreless innings and allowed just two hits with three walks and seven strikeouts ... didn't allow a run in three combined appearances and 4.1 innings against Alabama A&M, Wright State and Chicago State (Feb. 25 – Mar. 7) ... faced the minimum and struck out three batters in 2.1 innings vs. Wright State ... pitched 2.2 innings and struck out four against Georgia Tech (Mar. 10).

2019 – FRESHMAN YEAR

Ranked second among Auburn freshmen with 21 appearances and five starts ... posted a 5-3 record and 5.31 ERA ... his five wins were the second most on the team ... struck out 47 batters in 62.2 innings pitched ...

went 5-0 with a 3.47 ERA in 16 relief appearances ... made his Auburn debut and allowed one run in 2.1 innings vs. Georgia Southern (Feb. 17) ... picked up his first



FITTS AT A GLANCE	
CAREER RECORD	
at Plainsman Park.....	3-1
On Road/Neutral.....	3-2
vs. SEC.....	2-3
vs. SEC West.....	1-2
vs. SEC East.....	1-1
CAREER HIGHS	
Innings.....	6.1, vs. North Alabama (5/14/19)
Hits.....	7, three times
Runs.....	6, at North Carolina (6/10/19)
Earned Runs.....	6, at North Carolina (6/10/19)
Walks.....	3, three times
Strikeouts.....	8, vs. North Alabama (5/14/19)
Pitches.....	93, at North Carolina (6/10/19)

RICHARD FITTS' CAREER APPEARANCES

*Starter												
2019 - FRESHMAN YEAR												
Date	Opp (Res.)	DEC	QS	IP	H	R	ER	BB	SO	HR	ERA	NP
2/17	GEORGIA SOUTHERN (W, 4-3)	-	-	2.1	2	1	1	1	0	0	3.86	47
2/24	at UCF (W, 13-9)	-	-	2.0	2	1	1	0	2	1	4.15	27
3/5	UT MARTIN (W, 15-9)	W	-	2.0	2	1	1	0	1	0	4.26	26
3/9	UTSA (W, 8-3)	-	-	0.1	2	1	1	0	1	0	5.40	9
3/17	TENNESSEE (W, 5-3)	-	-	0.1	1	0	0	0	0	0	5.14	7
3/19	at UAB (W, 13-5)	-	-	1.1	2	0	0	2	2	0	4.32	31
3/23	at Mississippi State (L, 2-15)	-	-	1.0	4	3	3	0	1	1	6.75	22
3/26	vs. Alabama (L, 3-6)	-	-	3.2	3	0	0	1	1	0	4.85	65
3/31	at South Carolina (W, 7-5)	W	-	5.0	3	0	0	2	2	0	3.50	64
4/6	*ARKANSAS (L, 0-8)	L	-	4.1	5	5	5	3	2	1	4.84	74
4/14	*at Texas A&M (L, 1-4)	L	-	3.0	5	3	3	0	2	0	5.33	56
4/18	OLE MISS (W, 7-4)	W	-	4.1	4	0	0	0	4	0	4.55	57
4/26	*at Vanderbilt (L, 2-5)	L	-	2.1	6	4	4	1	3	1	5.34	77
5/5	*ALABAMA (W, 17-7)	-	-	3.2	7	3	3	0	3	1	5.55	64
5/11	*GEORGIA (L, 8-10)	-	-	0.0	3	3	3	0	0	1	6.31	13
5/14	NORHT ALABAMA (W, 8-7)	-	-	6.1	4	1	1	2	8	0	5.57	82
5/22	vs. Vanderbilt (L 1-11)	-	-	4.0	7	3	3	1	5	1	5.67	75
6/1	at Georgia Tech (W, 6-5)	W	-	6.0	4	0	0	0	4	0	5.02	84
6/10	at North Carolina (W, 14-7)	W	-	5.1	7	6	6	3	4	2	5.49	93
6/16	vs. Mississippi State (L, 4-5)	-	-	2.0	1	1	1	0	0	0	5.46	22
6/19	vs. Louisville (L, 3-5)	-	-	3.1	4	1	1	1	2	0	5.31	48
2020 - SOPHOMORE YEAR												
Date	Opp (Res.)	DEC	QS	IP	H	R	ER	BB	SO	HR	ERA	NP
2/15	*ILLINOIS-CHICAGO (W, 7-3)	W	-	5.0	2	0	0	3	7	0	0.00	85
2/22	UCF (L, 3-7)	-	-	1.0	4	3	3	1	1	0	4.50	24
2/25	ALABAMA A&M (W, 10-0)	-	-	1.0	1	0	0	0	0	0	3.86	13
3/1	WRIGHT STATE (W, 6-0)	-	-	2.1	0	0	0	0	3	0	2.89	32
3/7	CHICAGO STATE (W, 16-2)	-	-	1.0	0	0	0	0	1	0	2.61	6
3/10	GEORGIA TECH (L, 2-6)	-	-	2.2	2	1	1	1	4	1	2.77	51





career win in 2.0 innings of relief vs. UT Martin (Mar. 5) ... made his SEC debut in the series finale vs. Tennessee (Mar. 17) ... pitched 3.2 scoreless innings of relief in the Capital City Classic vs. Alabama (Mar. 26) ... followed it up by turning in 5.0 scoreless innings and earning the win in the decisive series finale at South Carolina (Mar. 31) ... made his first career start vs. Arkansas (Apr. 6) ... pitched 4.1 scoreless inning of relief and earned his third win of the season vs. Ole Miss (Apr. 18) ... made three straight starts at Vanderbilt (Apr. 26), vs. Alabama (May 5) and vs. Georgia (May 11) ... turned in a season-high 6.1 innings and struck out eight batters in relief vs. North Alabama (May 14) ... struck out five batters in 4.0 innings vs. Vanderbilt in the SEC Tournament (May 22) ... was named to the Atlanta Regional All-Tournament Team after pitching 6.0 scoreless innings and earning the win vs. Georgia Tech (Jun. 1) ... pitched 5.1 innings and picked up the win in the decisive game three of the Chapel Hill Super Regional (Jun. 10) ... made a pair of appearances in the College World Series, allowing one run in 2.0 innings vs. Mississippi State (Jun. 16) and one run in 3.1 innings vs. Louisville (Jun. 19).

HIGH SCHOOL

Played for P.J. Guy at Helena (Ala.) High School ... rated the No. 27 player and No. 11 right-hander in Alabama by Perfect Game ... 2018 Rawlings-Perfect Game Honorable Mention All-American ... has 102 strikeouts as a senior with an ERA of 1.68 ... also named a 2017 Perfect Game Underclass High Honorable Mention All-American ... missed most of the 2017 season with an injury, but Helena won the AHSAA 6A State Championship and finished No. 1 in a national poll ... was named All-Shelby County Honorable Mention as a sophomore.

PERSONAL

Served as the SGA President of Helena High School ... son of Danny and Angie Fitts ... has two brothers, Trevor and Nathan ... Trevor played baseball at Mississippi State and is currently an assistant coach at Austin Peay ... enrolled in College of Business.




ALL GAMES

Year	ERA	W	L	App	GS	CG	SHO	CBO	SV	IP	H	R	ER	BB	SO	2B	3B	HR	BF	B/Avg	WP	HBP	BK	SFA	SHA
2019	5.31	5	3	21	5	0	0	0	0	62.2	78	37	37	17	47	15	0	9	276	.305	4	2	0	0	1
2020	2.77	1	0	6	1	0	0	2	0	13.0	9	4	4	5	16	2	0	1	52	.200	1	1	1	1	0
TOTAL	4.88	6	3	27	6	0	0	2	0	75.2	87	41	41	22	63	17	0	10	328	.289	5	3	1	1	1

SEC GAMES ONLY

Year	ERA	W	L	App	GS	CG	SHO	CBO	SV	IP	H	R	ER	BB	SO	2B	3B	HR	BF	B/Avg	WP	HBP	BK	SFA	SHA
2019	7.88	2	3	9	5	0	0	0	0	24.0	38	21	21	6	17	6	0	5	105	.362	4	0	0	0	0
2020	-	-	-	-	-	-	-	-	-	-	-	-	-	-	-	-	-	-	-	-	-	-	-	-	-
TOTAL	7.88	2	3	9	5	0	0	0	0	24.0	38	21	21	6	17	6	0	5	105	.362	4	0	0	0	0



BROOKS FULLER

14

POSITION
Left-handed pitcher

CLASS
Junior

BATS / THROWS
L/L

HEIGHT - WEIGHT
6-2 - 215

EXPERIENCE
2L

HOMETOWN
Auburn, Ala.

HIGH SCHOOL
Auburn

HIGH SCHOOL

Played at Auburn High School for coach Matt Cimo ... rated by Perfect Game as the 10th best left-handed pitcher in the state ... 2018 Rawlings-Perfect Game Southeast Region Honorable Mention All-American ... 2018 ASWA Pitcher and Player of the Year ... went 8-2 with a 1.27 ERA as a senior ... struck out 59 batters in 55.1 innings and held opponents to a .178 batting average ... also hit two homers, drove in 20 runs, stole 15 bases and finished with a .440 OBP ... named to AL.com's 2018 Super All-State Team and 2018 ASWA 7A First Team All-State ... made 13 appearances as a junior and went 8-1 with a 2.70 ERA ... helped lead team to 2018 AHSAA 7A state baseball title ... was also a four-year member of the Auburn High football team and was the team's starting quarterback.

PERSONAL

Son of Mark and Lori Fuller ... his dad, Mark, is a former Auburn baseball player and pitching coach from 2001-04 ... has one brother, Brady ... enrolled in College of Human Sciences.

2020 - SOPHOMORE YEAR

Made three appearances and two starts ... posted a 1-1 record with a 2.25 ERA ... took the mound in a pair of the team's shutouts ... struck out seven batters and issued one walk in 8.0 innings of work ... pitched 2.0 scoreless innings of relief and struck out three in his season debut vs. Illinois-Chicago (Feb. 16) ... made the start and earned the win in the midweek vs. Alabama A&M (Feb. 25) ... tossed 4.0 scoreless and struck out three ... made his second midweek starts and suffered the loss vs. Georgia Tech (Mar. 10).

2019 - FRESHMAN YEAR

Ranked sixth on the team and third among Auburn freshman with 20 appearances on the season, including eight starts ... went 2-2 with two saves and a 4.50 ERA ... earned both wins during SEC play and ranked second on the team with a 3.82 ERA in league action ... made his Auburn debut against Georgia Southern (Feb. 16), allowing one run on one hit in an inning or work ... made his first career start and pitched 3.0 innings vs. Alabama A&M (Feb. 20) ... notched his first collegiate save by tossing 1.2 scoreless innings vs. Cincinnati (Mar. 2) ... picked up his first collegiate win vs. Tennessee (Mar. 16), going 3.2 innings and striking out three ... allowed one run in 3.2 innings with three walks and three strikeouts at Mississippi State (Mar. 23) ... made back-to-back starts in SEC play at South Carolina (Mar. 30) and vs. Arkansas (Apr. 5) ... threw a season-high 6.0 scoreless innings en route to his second win at Texas A&M (Apr. 13) ... struck out a season-high six vs. Ole Miss in his next start (Apr. 20) ... recorded the final out in the regular season finale at LSU to earn his second save (May 18) ... made a pair of appearances at the SEC Tournament ... named to the SEC First-Year Academic Honor Roll.

FULLER AT A GLANCE

CAREER RECORD	
at Plainsman Park.....	2-1
On Road/Neutral.....	1-2
vs. SEC.....	2-2
vs. SEC West.....	1-0
vs. SEC East.....	1-2

CAREER HIGHS

Innings.....	6.0, at Texas A&M (4/13/19)
Hits.....	5, two times
Runs.....	4, two times
Earned Runs.....	4, vs. North Alabama (5/14/19)
Walks.....	4, at South Carolina (3/30/19)
Strikeouts.....	6, vs. Ole Miss (4/20/19)
Pitches.....	93, at Texas A&M (4/13/19)

BROOKS FULLER'S CAREER APPEARANCES

*Starter												
2019 - FRESHMAN YEAR												
Date	Opp (Res.)	DEC	QS	IP	H	R	ER	BB	SO	HR	ERA	NP
2/16	GEORGIA SOUTHERN (L, 5-7)	-	-	1.0	1	1	1	1	0	1	9.00	21
2/20	*ALABAMA A&M (W, 10-2)	-	-	3.0	2	2	0	2	3	0	2.25	46
3/2	CINCINNATI (W, 9-5)	-	-	1.2	0	0	0	0	1	0	1.59	14
3/5	UT MARTIN (W, 15-9)	-	-	2.2	2	3	0	3	0	0	1.08	42
3/9	UTSA (W, 8-3)	-	-	1.0	0	0	1	0	0	0	0.96	17
3/16	TENNESSEE (W, 5-2)	W	-	3.2	2	1	1	2	3	0	1.38	63
3/23	at Mississippi State (L, 2-15)	-	-	3.2	4	1	1	3	3	0	1.62	67
3/30	*at South Carolina (L, 0-4)	L	-	5.0	3	2	2	4	4	1	2.08	88
4/5	*ARKANSAS (L, 6-9)	-	-	3.1	3	3	2	2	4	0	2.52	76
4/9	JACKSONVILLE STATE (L, 6-11)	-	-	0.0	0	1	1	2	0	0	2.88	15
4/13	*at Texas A&M (W, 4-0)	W	X	6.0	4	0	0	3	4	0	2.32	93
4/20	*OLE MISS (W, 6-5)	-	-	4.2	5	3	3	2	6	2	2.78	79
4/27	*at Vanderbilt (L, 5-9)	L	-	1.2	4	4	2	2	1	1	3.13	37
5/4	*ALABAMA (L, 6-7)	-	-	3.0	3	2	2	2	3	0	3.35	61
5/11	GEORGIA (L, 8-10)	-	-	0.2	0	0	0	0	1	0	3.29	4
5/14	*NORTH ALABAMA (W, 8-7)	-	-	1.1	3	4	4	3	1	0	4.04	36
5/17	at LSU (L, 1-5)	-	-	1.0	1	1	1	1	1	0	4.15	16
5/18	at LSU (W, 5-4)	-	-	0.1	0	0	0	0	0	0	4.12	3
5/22	vs. Vanderbilt (L, 1-11)	-	-	0.1	2	2	2	0	1	0	4.50	17
5/23	vs. LSU (L, 3-4)	-	-	0.0	0	0	0	0	0	0	4.50	1
2020 - SOPHOMORE YEAR												
Date	Opp (Res.)	DEC	QS	IP	H	R	ER	BB	SO	HR	ERA	NP
2/16	ILLINOIS-CHICAGO (W, 14-0)	-	-	2.0	2	0	0	0	3	0	0.00	34
2/25	*ALABAMA A&M (W, 10-0)	W	-	4.0	5	0	0	0	3	0	0.00	60
3/10	*GEORGIA TECH (L, 2-6)	L	-	2.0	4	3	2	1	1	0	2.25	42

ALL GAMES

Year	ERA	W	L	App	GS	CG	SHO	CBO	SV	IP	H	R	ER	BB	SO	2B	3B	HR	BF	B/Avg	WP	HBP	BK	SFA	SHA
2019	4.50	2	2	20	8	0	0	1	2	44.0	39	30	22	35	36	4	1	5	206	.239	8	3	0	1	4
2020	2.25	1	1	3	2	0	0	2	0	8.0	11	3	2	1	7	1	0	0	35	.333	1	1	0	0	0
TOTAL	4.15	3	3	23	10	0	0	3	2	52.0	50	33	24	36	43	5	1	5	241	.255	9	4	0	1	4

SEC GAMES ONLY

Year	ERA	W	L	App	GS	CG	SHO	CBO	SV	IP	H	R	ER	BB	SO	2B	3B	HR	BF	B/Avg	WP	HBP	BK	SFA	SHA
2019	3.82	2	2	11	6	0	0	1	1	33.0	29	17	14	23	30	3	1	4	122	.238	6	2	0	1	3
2020	-	-	-	-	-	-	-	-	-	-	-	-	-	-	-	-	-	-	-	-	-	-	-	-	-
TOTAL	3.82	2	2	11	6	0	0	1	1	33.0	29	17	14	23	30	3	1	4	122	.238	6	2	0	1	3





PEYTON GLAVINE

23

GLAVINE AT A GLANCE

CAREER RECORD

at Plainsman Park.....	0-0
On Road/Neutral.....	1-0
vs. SEC.....	0-0
vs. SEC West.....	0-0
vs. SEC East.....	0-0

CAREER HIGHS

Innings.....	1.2, two times
Hits.....	5, vs. Northeastern (3/10/18)
Runs.....	6, vs. Northeastern (3/10/18)
Earned Runs.....	6, vs. Northeastern (3/10/18)
Walks.....	2, two times
Strikeouts.....	3, vs. Longwood (2/17/18)
Pitches.....	34, at Mississippi State (3/23/19)

POSITION
Left-handed pitcher

CLASS
Redshirt Junior

BATS / THROWS
R/L

HEIGHT - WEIGHT
5-11 - 176

EXPERIENCE
2L

HOMETOWN
Alpharetta, Ga.

HIGH SCHOOL
Blessed Trinity Catholic

2020 – JUNIOR YEAR

Did not play.

2019 – SOPHOMORE YEAR

Appeared in nine games and posted a 1-0 record with a 5.62 ERA ... did not allow a run in his first five appearances of the year, four of which were also hitless ... tossed a scoreless inning and struck out a pair vs. Alabama A&M (Feb. 20) and UTSA (Mar. 9) ... turned in his third straight hitless outing and struck out a pair in an inning at UAB (Mar. 19) ... picked up his first collegiate win after throwing 1.2 scoreless innings at Jacksonville State (Apr. 23) ... struck out a pair of batters in five of his nine appearances ... made a pair of appearances vs. Vanderbilt, one in the regular season (Apr. 26) and one in the SEC Tournament (May 22) ... named to the Spring SEC Academic Honor Roll.

2018 - FRESHMAN YEAR

Made five appearances in his first year with the Tigers ... made his collegiate debut in the second game of the season vs. Longwood (Feb. 17) and struck out the side in a scoreless inning ... also recorded the final three outs in scoreless fashion and struck out a batter vs. Bryant (Feb. 23) ... made appearances in back-to-back weeks vs. BYU (Mar. 3) and Northeastern (Mar. 10) ... got his first taste of SEC play by striking out a batter at Kentucky (Mar. 25).

HIGH SCHOOL

Played for Andy Harlin at Blessed Trinity Catholic High School in Roswell, Ga. ... went 6-0 with a 0.80 ERA as a junior ... posted a 12-1 record with a 1.01 ERA in 15 starts as a senior ... struck out 75 batters in 69.1 innings pitched ... rated the eighth best left-handed pitcher in Georgia ... helped his team to a state title in 2015 and state runner-up finish in 2016 ... 2017 Collegiate Baseball Second Team All-American ... selected in the 37th round of the 2017 MLB Draft by the Los Angeles Angels of Anaheim.

PERSONAL

Son of Tom (MLB Hall of Famer) and Chris Glavine ... has four siblings — Jonathan, Amber, Mason and Kieran ... Pre-Business major.

PEYTON GLAVINE'S CAREER APPEARANCES

2018 - FRESHMAN YEAR

Date	Opp (Res.)	DEC	QS	IP	H	R	ER	BB	SO	HR	ERA	NP
2/17	LONGWOOD (W, 25-1)	-	-	1.0	0	0	0	0	3	0	0.00	15
2/23	BRYANT (W, 15-7)	-	-	1.0	0	0	0	1	1	0	0.00	26
3/3	BYU (W, 9-5)	-	-	0.2	4	3	3	0	0	0	10.12	18
3/10	NORHEASTERN (W, 14-8)	-	-	0.0	5	6	6	1	0	0	30.38	19
3/25	at #8 Kentucky (L, 3-13)	-	-	0.1	1	0	0	0	1	0	27.00	9

2019 - SOPHOMORE YEAR


Date	Opp (Res.)	DEC	QS	IP	H	R	ER	BB	SO	HR	ERA	NP
2/16	GEORGIA SOUTHERN (L, 5-7)	-	-	0.2	0	0	0	0	0	0	0.00	11
2/20	ALABAMA A&M (W, 10-2)	-	-	1.0	3	0	0	2	2	0	0.00	35
3/9	UTSA (W, 8-3)	-	-	1.0	0	0	0	0	2	0	0.00	12
3/17	TENNESSEE (W, 5-3)	-	-	0.1	0	0	0	1	0	0	0.00	8
3/19	at UAB (W, 13-5)	-	-	1.0	0	0	0	0	2	0	0.00	14
3/23	at Mississippi State (L, 2-15)	-	-	1.2	3	1	1	1	2	0	1.59	34
4/23	at Jacksonville State (W, 14-2)	W	-	1.2	1	0	0	1	2	0	1.23	29
4/26	at Vanderbilt (L, 2-5)	-	-	0.0	1	1	1	2	0	0	2.45	18
5/22	vs. Vanderbilt (L, 1-11)	-	-	0.2	2	3	3	1	1	0	5.62	22

ALL GAMES

Year	ERA	W	L	App	GS	CG	SHO	CBO	SV	IP	H	R	ER	BB	SO	2B	3B	HR	BF	B/Avg	WP	HBP	BK	SFA	SHA
2018	27.00	0	0	5	0	0	0	0	0	3.0	10	9	9	2	5	4	0	0	23	.526	0	2	0	0	0
2019	5.62	1	0	9	0	0	0	0	0	8.0	10	5	5	8	12	1	0	0	42	.294	1	0	0	0	0
2020	-	-	-	-	-	-	-	-	-	-	-	-	-	-	-	-	-	-	-	-	-	-	-	-	-
TOTAL	11.45	1	0	14	0	0	0	0	0	11.0	20	14	14	10	17	5	0	0	65	.377	1	2	0	0	0

SEC GAMES ONLY

Year	ERA	W	L	App	GS	CG	SHO	CBO	SV	IP	H	R	ER	BB	SO	2B	3B	HR	BF	B/Avg	WP	HBP	BK	SFA	SHA
2018	0.00	0	0	1	0	0	0	0	0	0.1	1	0	0	0	1	0	0	0	2	.500	0	0	0	0	0
2019	9.00	0	0	3	0	0	0	0	0	2.0	4	2	2	4	2	0	0	0	14	.400	0	0	0	0	0
2020	-	-	-	-	-	-	-	-	-	-	-	-	-	-	-	-	-	-	-	-	-	-	-	-	-
TOTAL	7.71	0	0	4	0	0	0	0	0	2.1	5	2	2	4	3	0	0	0	16	.417	0	0	0	0	0



CODY GREENHILL

20

2020 – JUNIOR YEAR

Named Second Team Preseason All-SEC, Second Team Preseason All-America by NCBWA and to the NCBWA Stopper of the Year watch list for the second straight season ... rated by Baseball America as the No. 128 player in college baseball entering the season ... made four appearances and didn't allow a run in 12.2 innings ... made a pair of saves ... struck out 17 batters and issued one walk while allowing just five hits, good for a 0.47 WHIP ... help opponents to a .122 average against ... pitched a season-high 4.0 innings and struck out a career high six batters in his season debut vs. Illinois-Chicago (Feb. 14) ... tossed 3.2 scoreless innings vs. UCF (Feb. 21) ... struck out five batters in 3.0 scoreless innings vs. Wright State (Feb. 28) ... pitched 2.0 perfect innings with three strikeouts in a shutout vs. Chicago State (Mar. 6) ... finished the season sixth in program history with 19 career saves.

2019 – SOPHOMORE YEAR

Led the team with 12 saves over 28 relief appearances ... his 12 saves were tied for the most by an Auburn player since 2005 and tied for second in the SEC ... eight of his saves came on the road or in a neutral site game ... posted a 2-3 record with a 3.45 ERA over 57.1 innings ... threw 2.2 innings vs. Georgia Southern in his first appearance of the season (Feb. 16) ... earned his first save of the year at UCF (Feb. 22), throwing 1.1 scoreless innings in the series opener ... earned the save by throwing 2.0 scoreless innings vs. Cincinnati (Mar. 2) ... pitched 2.0 scoreless innings and struck out four batters en route to the save in the series and SEC opener vs. Tennessee (Mar. 15) ... earned a pair of saves in scoreless

outings in the series opener (Mar. 29) and finale (Mar. 31) at South Carolina ... earned his third straight save in the series opener vs. Arkansas (Apr. 5) ... made his second appearance of the day and tossed 3.0 scoreless in the nightcap against the Razorbacks ... earned his eighth save of the season in the middle game at Texas A&M (Apr. 13) ... pitched 2.0 scoreless inning and struck out three in the series opener vs. Ole Miss (Apr. 18) ... did not allow a run over six straight appearances and 10.2 innings from Mar. 29 – Apr. 18, notching five saves during the stretch ... earned the win in the series finale against the Rebels (Apr. 20) ... matched a career-high with five strikeouts in 4.0 scoreless innings and the win vs. Georgia (May 11) ... tossed a career-high 5.1 innings in the regular season finale at LSU (May 18) ... closed the final 3.0 innings of the Atlanta Regional Final vs. Georgia Tech (Jun. 2), striking out four ... collected his final save of the season in the opening win of the Chapel Hill Super Regional against North Carolina (Jun. 8) ... recorded the final five outs in the decisive game three against the Tar Heels (Jun. 10), sending Auburn to its first College World Series since 1997.

GREENHILL AT A GLANCE

CAREER RECORD

at Plainsman Park.....	4-1
On Road/Neutral.....	4-5
vs. SEC.....	6-6
vs. SEC West.....	2-5
vs. SEC East.....	4-1

CAREER HIGHS

Innings.....	5.1, at LSU (5/18/19)
Hits.....	7, at Mississippi State (3/24/19)
Runs.....	5, at Mississippi State (3/24/19)
Earned Runs.....	5, at Mississippi State (3/24/19)
Walks.....	3, three times
Strikeouts.....	6, vs. Illinois-Chicago (2/14/20)
Pitches.....	90, at LSU (5/18/19)





2018 - FRESHMAN YEAR

Led the team with a 2.30 ERA and posted a 6-3 record in 21 relief appearances ... turned in five saves and struck out 55 batters in 58.2 innings pitched ... held opponents to a .242 batting average ... was named SEC All-Freshman and a Freshman All-American by Collegiate Baseball, D1 Baseball, NCBWA and Perfect Game/Rawlings ... held a 0.49 ERA through his first seven appearances and 18.1 innings pitched ... made his Auburn debut and turned in a scoreless inning vs. Longwood in the season opener (Feb. 16) ... picked up his first collegiate win in his next outing vs. Georgia State (Feb. 20), throwing 3.1 hitless innings and striking out four ... notched his first collegiate save in 2.0 scoreless inning at South Alabama (Feb. 27), starting a stretch of three straight saves from Feb. 27-Mar. 6 ... pitched 4.2 scoreless innings and struck out four vs. Northeastern (Mar. 10) before being sidelined for nearly a month with a sickness ... earned his first SEC win and struck out a season-high five batters in 4.1 innings of relief vs. Mississippi State (Apr. 15) ... pitched 5.0 innings of relief and earned his second conference win at top-ranked Florida (Apr. 27) ... recorded the final 10 outs vs. Vanderbilt (May 5) in scoreless fashion and earned his first SEC save ... pitched 3.0 scoreless innings vs. LSU (May 17) to pick up his second conference save and fifth of the season ... earned the win after throwing 3.0 hitless innings and striking out a pair in the SEC Tournament opener vs. Kentucky (May 22) ... matched a season-high with five strikeouts and earned the win in Auburn's NCAA regional championship win vs. N.C. State (June 3) ... picked up the win in the program's first ever super regional win vs. Florida (June 10).

HIGH SCHOOL

Four-year letterwinner and three-time 5A state champion for Chris Heaps at Russellville High School ... rated the eighth best player and fourth best right-handed pitcher in Alabama by Perfect Game ... also ranked a top 160 player nationally ... hit .336 with 16 home runs his senior year ... posted a 12-2 record with a 0.74 ERA on the mound ... led the state with 144 strikeouts and issued only 18 walks ... went 13-3 as a junior with a 1.14 ERA ... struck out 118 in 92.1 innings pitched ... posted a 4-0 record as a sophomore with 33 strikeouts in 35.1 innings ... pitched in six games as a freshman ... named the 2017 5A Player of the Year, Times Daily Pitcher of the Year and a Collegiate Baseball First Team All-American ... also earned 2017 Rawlings/Perfect Game Third Team All-American honors ... member of the National Honor Society.

PERSONAL

Son of Kevin and Melissa Greenhill ... has one sister, Kyra ... Forestry and Wildlife Management major.

CODY GREENHILL'S CAREER APPEARANCES

2018 - FRESHMAN YEAR		DEC	QS	IP	H	R	ER	BB	SO	HR	ERA	NP
2/16	LONGWOOD (W, 6-0)	-	-	1.0	1	0	0	1	0	0	0.00	23
2/20	GEORGIA STATE (W, 3-2)	W	-	3.1	0	0	0	3	4	0	0.00	66
2/24	BRYANT (W, 13-4)	-	-	2.0	3	0	0	0	4	0	0.00	39
2/27	at South Alabama (W, 7-6)	-	-	2.0	2	0	0	1	1	0	0.00	26
3/3	BYU (W, 9-5)	-	-	3.1	5	1	1	1	4	0	0.77	48
3/6	at UAB (W, 11-8)	-	-	2.0	0	0	0	0	3	0	0.66	14
3/10	NORTHEASTERN (L 1-2)	-	-	4.2	1	0	0	1	4	0	0.49	59
4/3	ALABAMA A&M (W, 19-5)	-	-	1.0	1	0	0	0	1	0	0.47	15
4/8	at #5 Arkansas (L, 4-5)	L	-	1.2	1	1	1	2	1	0	0.86	33
4/15	MISSISSIPPI STATE (W, 7-5)	W	-	4.1	5	2	2	0	5	0	1.42	78
4/21	at Alabama (W, 5-0)	-	-	2.0	2	0	0	1	4	0	1.32	38
4/27	at #1 Florida (W, 11-5)	W	-	5.0	6	2	2	2	3	0	1.67	81
5/5	#17 VANDERBILT (W, 11-5)	-	-	3.1	1	0	0	2	3	0	1.51	44
5/12	at #5 Ole Miss (L, 3-10)	L	-	4.2	3	1	1	1	3	1	1.56	69
5/17	LSU (W, 11-4)	-	-	3.0	3	0	0	0	2	0	1.45	39
5/19	LSU (W, 14-5)	-	-	2.0	3	3	1	1	3	1	1.59	38
5/22	vs. Kentucky (W, 4-3)	W	-	3.0	3	0	0	0	2	0	1.49	36
5/25	vs. #4 Ole Miss (L, 0-7)	-	-	2.2	4	2	2	0	2	2	1.76	48
6/3	at #11 N.C. State (W, 15-7)	W	-	4.1	6	3	3	2	5	1	2.11	86
6/10	vs #1 Florida (W, 3-2)	W	-	3.0	2	1	1	1	1	1	2.16	42
6/11	at #1 Florida (L, 2-3)	L	-	0.1	1	1	1	0	0	1	3.20	8
2019 - SOPHOMORE YEAR		DEC	QS	IP	H	R	ER	BB	SO	HR	ERA	NP
2/16	GEORGIA SOUTHERN (L, 5-7)	-	-	2.2	4	1	1	1	0	0	3.38	34
2/22	at UCF (W, 4-1)	-	-	1.1	0	0	0	0	1	0	2.25	18
2/24	at UCF (W, 13-9)	-	-	1.0	0	0	0	0	0	0	1.80	16
3/2	CINCINNATI (W, 5-0)	-	-	2.0	0	0	0	1	1	0	1.29	27
3/5	UT MARTIN (W, 15-9)	-	-	2.0	1	1	1	0	0	0	2.00	15
3/9	UTSA (W, 8-3)	-	-	2.0	3	2	1	0	4	0	2.45	36
3/15	TENNESSEE (W, 2-0)	-	-	2.0	0	0	0	0	4	0	2.08	26
3/17	TENNESSEE (W, 5-3)	-	-	2.2	3	1	1	2	0	1	2.30	37
3/22	at Mississippi State (W, 6-5)	-	-	2.0	1	0	0	0	2	0	2.04	23
3/24	at Mississippi State (L, 15-20)	L	-	2.1	7	5	5	0	2	0	4.05	42
3/29	at South Carolina (W, 4-2)	-	-	1.0	0	0	0	0	1	0	3.86	20
3/31	at South Carolina (W, 7-5)	-	-	1.1	2	0	0	0	0	0	3.63	24
4/5	ARKANSAS (W, 6-3)	-	-	1.0	0	0	0	0	2	0	3.47	14
4/5	ARKANSAS (L, 6-9)	-	-	3.0	3	0	0	2	4	0	3.08	54
4/13	at Texas A&M (W, 7-0)	-	-	2.1	0	0	0	1	2	0	2.83	31
4/18	OLE MISS (W, 7-4)	-	-	2.0	0	0	0	0	3	0	2.64	31
4/20	OLE MISS (W, 6-5)	W	-	3.0	3	2	2	0	0	1	2.94	25
4/27	at Vanderbilt (L, 5-9)	-	-	1.2	5	3	3	0	2	0	3.57	32
5/3	ALABAMA (W, 5-1)	-	-	1.0	0	0	0	0	2	0	3.47	13
5/4	ALABAMA (L, 6-7)	L	-	1.0	3	2	0	1	0	0	3.38	18
5/11	GEORGIA (W, 4-3)	W	-	4.0	1	0	0	1	5	0	3.05	48
5/18	at LSU (W, 5-4)	-	-	5.1	6	3	2	3	1	0	3.09	90
5/21	vs. Tennessee (W, 5-3)	-	-	0.2	0	0	0	0	1	0	3.04	16
5/23	vs. LSU (L, 3-4)	L	-	2.2	3	3	2	1	1	0	3.24	42
6/2	at Georgia Tech (W, 4-1)	-	-	3.0	1	1	1	0	4	1	3.23	39
6/8	at North Carolina (W, 11-7)	-	-	2.0	3	2	2	3	1	0	3.44	46
6/10	at North Carolina (W, 14-7)	-	-	1.2	3	1	1	1	0	1	3.49	43
6/16	vs. Mississippi State (L, 4-5)	-	-	0.2	1	0	0	1	1	0	3.45	17
2019 - JUNIOR YEAR		DEC	QS	IP	H	R	ER	BB	SO	HR	ERA	NP
2/14	ILLINOIS-CHICAGO (W, 5-3)	-	-	4.0	0	0	0	1	6	0	0.00	60
2/21	UCF (L, 1-3)	-	-	3.2	3	0	0	0	3	0	0.00	44
2/28	WRIGHT STATE (W, 7-2)	-	-	3.0	2	0	0	0	5	0	0.00	42
3/6	CHICAGO STATE (W, 6-0)	-	-	2.0	0	0	0	0	3	0	0.00	27

ALL GAMES

Year	ERA	W	L	App	GS	CG	SHO	CBO	SV	IP	H	R	ER	BB	SO	2B	3B	HR	BF	B/Avg	WP	HBP	BK	SFA	SHA
2018	2.30	6	3	21	0	0	0	2	5	58.2	53	17	15	19	55	10	1	7	246	.242	3	4	0	0	4
2019	2.45	2	3	28	0	0	0	3	12	57.1	53	27	22	18	44	10	1	4	249	.243	4	9	0	3	1
2020	0.00	0	0	4	0	0	0	1	2	12.2	5	0	0	1	17	0	0	0	43	.122	0	1	0	0	0
TOTAL	2.59	8	6	53	0	0	0	6	19	128.2	111	44	37	38	116	20	2	11	538	.232	7	14	0	3	5

SEC GAMES ONLY

Year	ERA	W	L	App	GS	CG	SHO	CBO	SV	IP	H	R	ER	BB	SO	2B	3B	HR	BF	B/Avg	WP	HBP	BK	SFA	SHA
2018	2.42	2	2	8	0	0	0	1	2	26.0	24	9	7	9	24	6	0	2	110	.245	1	2	0	0	1
2019	3.28	2	2	16	0	0	0	2	7	35.2	34	16	13	10	30	7	1	2	155	.248	3	5	0	2	1
2020	-	-	-	-	-	-	-	-	-	-	-	-	-	-	-	-	-	-	-	-	-	-	-	-	-
TOTAL	2.92	4	4	24	0	0	0	3	9	61.2	58	25	20	19	54	13	1	4	265	.247	4	7	0	2	2



KASON HOWELL



POSITION
Outfielder

CLASS
Junior

BATS / THROWS
R/R

HEIGHT - WEIGHT
6-0 - 185

EXPERIENCE
2L

HOMETOWN
Argyle, Texas

HIGH SCHOOL
Liberty Christian

2020 – SOPHOMORE YEAR

Played in 11 games and made 10 starts in center field and as designated hitter ... hit .359 (14-for-39) with seven doubles and six RBI ... ranked tied for second on the team and tied for sixth in the league in doubles despite missing seven games with an injury ... finished the season on a six-game hitting streak ... went 11-for-24 with six runs, five doubles and five RBI during the span ... collected multiple hits in four of the last five contests ... matched a career high with three hits, three runs and three RBI in the series-clinching win vs. Chicago State (Mar. 7) ... didn't commit an error in 15 chances in center field.

2019 – FRESHMAN YEAR

Played and started in 63 games in center field ... ranked fifth on the team with a .262 average ... collected 59 hits, including 10 doubles, and drove in 28 runs ... also scored 31 runs and ranked second on the team with 14 stolen bases in 16 attempts ... went 1-for-4 with a RBI in his Auburn debut in the season opener vs. Georgia Southern (Feb. 15) ... collected a pair of hits in game two and drew a bases-loaded, walk-off walk in the series finale against the Eagles ... went 5-for-8 with five runs in two games against Alabama A&M (Feb. 19-20) ... went 2-for-3 with a season-high three RBI in the series finale vs. UTSA (Mar. 9) ... drove in the game-winning run in the eighth inning of the team's comeback win in the series opener at Mississippi State (Mar. 22) ... matched a season high with three hits in the finale against the Bulldogs (Mar. 24) ... turned in three straight two-hit games and went 6-for-13 in the series at South Carolina (Mar. 29-31) ... went 2-for-4 in the series opener vs. Arkansas (Apr. 5), capping off a stretch of multiple hits in six of seven SEC games ... went 2-for-4 with two runs and a RBI in the middle game at Texas A&M (Apr. 13) ... went 2-for-4 with two runs and two RBI in the series finale vs. Alabama (May 5) ... hit .300 with two doubles and two RBI in eight NCAA Tournament games ... totaled four hits and scored four runs in the Atlanta Regional ... turned in his 15th multi-hit game of the season in the decisive game three of the Chapel Hill Super Regional (Jun. 10) ... turned in a hit in both College World Series games, also driving in a run against Louisville (Jun. 19) ... turned in a .983 fielding percentage and threw out a pair of runners from center field.

CAREER HIGHS

At Bats:	6, at Mississippi State (3/24/19)
Runs:	3, two times
Hits:	3, three times
RBI:	3, two times
Doubles:	1, 17 times
Triples:	None
HR:	None
Hit Streak:	6 (2020)
Reach Base:	17 (2019)

MULTI-HIT GAMES

Year	2	3	4	5+	Total
2019	13	2	-	-	15
2020	3	1	-	-	4
Totals	16	3	--	--	19

MULTI-RBI GAMES

Year	2	3	4	5+	Total
2019	1	1	-	-	2
2020	-	1	-	-	1
Totals	1	2	--	--	3

HIGH SCHOOL

Played at Liberty Christian School for coach Johnny Isom ... rated the No. 24 outfielder in the state and a top-500 player nationally ... hit .462 with six home runs and 39 RBI as a senior ... set the school record for most doubles (16) in a season as a sophomore and most hits (63) in a season as a junior ... named TAPPS First Team All-State in 2017 and 2018 and Second Team All-State in 2016 ... also a two-time All-District I honoree and the 2017 District I Offensive Player of the Year ... helped lead team to 2018 TAPPS Division I State Championship ... drafted in the 20th round by the Boston Red Sox ... also a four-year starter at free safety on the football team, where he was a two-time TAPPS All-District and All-State performer ... state champion in the long jump.

PERSONAL

Son of Eric and Kristy Howell ... his dad served on the Auburn football staff under Tommy Tuberville in 2006 and went on to become the defensive coordinator at Faulkner University ... has three siblings, Jon Aaron, Kyleb and Julia ... enrolled in College of Agriculture.

ALL GAMES

Year	Avg	GP	GS	AB	R	H	2B	3B	HR	RBI	TB	SLG%	BB	HBP	SO	GDP	OB%	SF	SH	SB	ATT	PO	A	E	FLD%
2019	.262	63	63	225	31	59	10	0	0	28	69	.307	22	7	49	3	.340	5	4	14	16	169	2	3	.983
2020	.359	11	10	39	8	14	7	0	0	6	21	.538	3	1	6	0	.419	0	0	0	0	15	0	0	1.000
TOTAL	.277	74	73	264	39	73	17	0	0	34	90	.341	25	8	55	3	.351	5	4	14	16	184	2	3	.984

SEC GAMES ONLY

Year	Avg	GP	GS	AB	R	H	2B	3B	HR	RBI	TB	SLG%	BB	HBP	SO	GDP	OB%	SF	SH	SB	ATT	PO	A	E	FLD%	
2019	.238	29	29	105	11	25	5	0	0	8	30	.286	7	4	29	2	.310	0	2	4	5	81	1	1	.988	
2020	-	-	-	-	-	-	-	-	-	-	-	-	-	-	-	-	-	-	-	-	-	-	-	-	-	-
TOTAL	.238	29	29	105	11	25	5	0	0	8	30	.286	7	4	29	2	.310	0	2	4	5	81	1	1	.988	





NATE LARUE

28

POSITION
Catcher

CLASS
Sophomore

BATS / THROWS
R/R

HEIGHT - WEIGHT
6-3 - 210

EXPERIENCE
1L

HOMETOWN
Mobile, Ala.

HIGH SCHOOL
McGill-Toolen

2021 – SOPHOMORE YEAR

Rated by Perfect Game as the No. 71 overall prospect and No. 49 college prospect for the 2022 MLB Draft.

2020 – FRESHMAN YEAR

Played in eight games and made three starts behind the plate ... hit .294 (5-for-17) with six runs, one double and two RBI ... made his Auburn debut and went 1-for-5 with a run vs. Illinois-Chicago (Feb. 15) ... came off the bench and went 1-for-1 the following day ... made his second start vs. Alabama A&M (Feb. 26) and went 1-for-3 with a walk and two runs ... drove in his first career run on a sac fly vs. Wright State (Feb. 29) ... went 1-for-3 with a double and run vs. Chicago State (Mar. 7) ... made his final start and went 1-for-3 with a walk and RBI vs. Wofford (Mar. 11) ... caught three of nine would-be base stealers.

HIGH SCHOOL

Rated the No. 118 overall player and No. 11 catcher in the 2019 class according to Perfect Game ... tabbed the No. 2 catcher and No. 3 overall player in Alabama ... named a 2018 Perfect Game Preseason Underclass Second Team All-American and 2019 Perfect Game Preseason Third Team All-American ... invited to the 2018 Perfect Game National Showcase, where he was named to the Top Prospect Team

... took home Tournament MVP honors at the 2017 WWBA Labor Day Classic at LakePoint ... named to the All-Tournament Team at the 2017 WWBA National Championship as well as the 2018 WWBA National and World Championships ... earned 2018 ASWA Second Team All-State honors at McGill-Toolen ... career .365 hitter with a 1.41 ERA at the high school level ... tabbed by Baseball America as the No. 148 overall prospect entering the 2019 MLB Draft ... was selected by the Toronto Blue Jays in the 25th round by chose to come to school.

PERSONAL

Son of Cheril and Barry McAleer ... has one sibling, Cole LaRue, who plays basketball at Kennesaw State.

CAREER HIGHS	
At Bats:	5, vs. Illinois-Chicago (2/15/20)
Runs:	2, vs. Alabama A&M (2/26/20)
Hits:	1, five times
RBI:	1, two times
Doubles:	1, vs. Chicago State (3/7/20)
Triples:	None
HR:	None
Hit Streak:	2 (2020)
Reach Base:	2 (2020)

MULTI-HIT GAMES					
Year	2	3	4	5+	Total
2020	-	-	-	-	-

MULTI-RBI GAMES					
Year	2	3	4	5+	Total
2020	-	-	-	-	-



ALL GAMES

Year	Avg	GP	GS	AB	R	H	2B	3B	HR	RBI	TB	SLG%	BB	HBP	SO	GDP	OB%	SF	SH	SB	ATT	PO	A	E	FLD%
2020	.294	8	3	17	6	5	1	0	0	2	6	.353	2	0	1	0	.350	1	0	0	0	44	6	1	.980

SEC GAMES ONLY

Year	Avg	GP	GS	AB	R	H	2B	3B	HR	RBI	TB	SLG%	BB	HBP	SO	GDP	OB%	SF	SH	SB	ATT	PO	A	E	FLD%
2020	-	-	-	-	-	-	-	-	-	-	-	-	-	-	-	-	-	-	-	-	-	-	-	-	-



TYLER MILLER



POSITION
Infielder/Outfielder

CLASS
Junior

BATS / THROWS
L/R

HEIGHT - WEIGHT
6-2 - 193

EXPERIENCE
1L

HOMETOWN
Spanish Fort, Ala.

HIGH SCHOOL
Spanish Fort

PREVIOUS SCHOOL
East Mississippi

2020 – SOPHOMORE YEAR

Saw action in 12 games and earned a start in nine contests ... started in three different positions – LF, RF and DH ... hit .229 (8-for-35) with nine runs, one triple and five RBI ... hit a RBI triple off the wall in right center in his first career at-bat vs. Illinois-Chicago (Feb. 14) ... recorded a hit in each of the first four games ... drove in a season-high two runs in the second games vs. UIC (Feb. 15) and finished the series 4-for-12 with six runs and four RBI ... also drove in a run against Wright State (Feb. 29).

JUNIOR COLLEGE

Led East Mississippi CC in batting average (.336), slugging percentage (.599), hits (51), doubles (nine), triples (five), home runs (seven), RBI (36) and stolen bases (eight) while tying for the team lead in runs (29) as a freshman ... was the only EMCC player to start all 41 games ... named MACJC All-Region and the MACJC Player of the Week during the season.

HIGH SCHOOL

Rated a top-500 player nationally and a top-50 player in Alabama coming out of Spanish Fort High School ... was a career .430 hitter who collected 72 extra-base hits, including 26 home runs, in three seasons ... two-time 6A All-State honoree and the 2018 ASWA Hitter of the Year after batting .403 with 13 home runs and 34 RBI ... drafted by the Pittsburgh Pirates in the 23rd round of the 2018 MLB Draft.

PERSONAL

Son of Meredith and Malery Miller ... has two siblings, Hayes Miller and Kimberly Claire Slaton ... studying in the College of Business.

CAREER HIGHS

At Bats: 5, vs. UCF (2/22/20)
Runs: 2, two times
Hits: 1, eight times
RBI: 2, vs. Illinois-Chicago (2/15/20)
Doubles: None
Triples: 1, vs. Illinois-Chicago (2/15/20)
HR: None
Hit Streak: 4 (2020)
Reach Base: 4 (2020)

MULTI-HIT GAMES

Year	2	3	4	5+	Total
2020	-	-	-	-	-

MULTI-RBI GAMES

Year	2	3	4	5+	Total
2020	1	-	-	-	1



ALL GAMES

Year	Avg	GP	GS	AB	R	H	2B	3B	HR	RBI	TB	SLG%	BB	HBP	SO	GDP	OB%	SF	SH	SB	ATT	PO	A	E	FLD%
2020	.229	12	9	35	9	8	0	1	0	5	10	.286	6	0	7	0	.333	1	0	0	0	5	1	0	1.000

SEC GAMES ONLY

Year	Avg	GP	GS	AB	R	H	2B	3B	HR	RBI	TB	SLG%	BB	HBP	SO	GDP	OB%	SF	SH	SB	ATT	PO	A	E	FLD%
2020	-	-	-	-	-	-	-	-	-	-	-	-	-	-	-	-	-	-	-	-	-	-	-	-	-





BRODY MOORE

19

POSITION
Infielder/Utility

CLASS
Junior

BATS / THROWS
R/R

HEIGHT - WEIGHT
6-0 - 185

EXPERIENCE
2L

HOMETOWN
Oneonta, Ala.

HIGH SCHOOL
Oneonta

2020 – SOPHOMORE YEAR

Played in 17 contests and earned starts in 14 games at second base and in right field ... hit .339 (19-for-56) with 11 runs, one double, one triple and nine RBI ... started at second base in the season opener vs. Illinois-Chicago (Feb. 14) ... came off the bench and hit a two-RBI single in game two against the Flames (Feb. 15) ... turned in his first of six multi-hit games in game three (Feb. 15) ... went on a career-best eight-game hitting streak from Feb. 23 – Mar. 7 ... went 13-for-30 with seven runs and six RBI during the span ... matched a career high with three hits against UCF (Feb. 23) ... went 2-for-4 with a run and RBI the following game vs. Alabama A&M (Feb. 25) ... recorded two hits and two RBI in games vs. Wright State (Feb. 29) and Chicago State (Mar. 7) ... went 2-for-3 and drew a walk in the midweek vs. Georgia Tech (Mar. 10) ... stole 5-of-5 bases ... played six different positions – 1B, 2B, 3B, SS, LF, RF – and didn't commit an error in 50 chances.

2019 – FRESHMAN YEAR

Played in 13 games and earned four starts ... hit .333 (9-for-27) with six runs scored, one double, one triple and four RBI ... made his Auburn debut as a defensive replacement and went 1-for-1 with a triple against Alabama A&M (Feb. 19) ... made his first career start at first base and went 1-for-3 with a run and RBI vs. Jacksonville State (Apr. 9) ... entered the game as a defensive replacement at first base and went 2-for-2 with two runs, a double and a RBI at Jacksonville State (Apr. 23) ... earned the start in the series finale vs. Alabama and went 3-for-5 with two runs and a RBI ... started back-to-back games in left field and went 1-for-4 against both Georgia (May 11) and North Alabama (May 14) ... recorded the final out to strand a runner in scoring position after entering the regular season finale at LSU (May 18) as a defensive replacement at third ... didn't record an error in 32 chances ... named to the SEC First-Year Academic Honor Roll.

CAREER HIGHS

At Bats:	5, vs. Alabama (5/5/19)
Runs:	2, four times
Hits:	3, two times
RBI:	2, three times
Doubles:	1, two times
Triples:	1, two times
HR:	None
Hit Streak:	8 (2020)
Reach Base:	10 (2020)

MULTI-HIT GAMES

Year	2	3	4	5+	Total
2019	1	1	-	-	2
2020	5	1	-	-	6
Totals	6	2	--	--	8

MULTI-RBI GAMES

Year	2	3	4	5+	Total
2019	-	-	-	-	-
2020	3	-	-	-	3
Totals	3	--	--	--	3

HIGH SCHOOL

Played at Oneonta High School for his dad, Brandon Moore ... rated the fourth best shortstop and 31th best player in Alabama by Perfect Game ... also tabbed a top 500 player in the class of 2018 ... went 10-1 with a 1.16 ERA as a senior ... struck out 71 batters and issued five walks in 66.1 innings ... 2018 ASWA 4A Pitcher of the Year and First Team All-State ... hit .577 with 71 hits and 30 RBI ... made AL.com's 2018 Super All-State Team as a utility player ... two-time Honorable Mention All-State honoree by the Alabama Sports Writers Association ... 2018 Rawlings-Perfect Game Honorable Mention All-American ... one of nine Alabamians named to Collegiate Baseball High School All-American Team ... was a member of the North Team in the 2017 Alabama High School All-Star Games and was also selected to the 2017 Alabama Baseball Coaches Association All-Star Team ... also played high school basketball and is a member of the 1,000-point club.

PERSONAL

Son of Brandon and Kerri Moore ... his dad was an All-SEC player at Auburn (1991-94) and a member of the 1994 College World Series team ... has one brother, Braden ... majoring in Kinesiology.

ALL GAMES

Year	Avg	GP	GS	AB	R	H	2B	3B	HR	RBI	TB	SLG%	BB	HBP	SO	GDP	OB%	SF	SH	SB	ATT	PO	A	E	FLD%
2019	.333	13	4	27	6	9	1	1	0	4	12	.444	2	0	5	2	.379	0	0	0	1	26	6	0	1.000
2020	.339	17	14	56	11	19	1	1	0	9	22	.393	7	1	7	1	.415	1	0	5	5	31	19	0	1.000
TOTAL	.337	30	18	83	17	28	2	2	0	13	34	.410	9	1	12	3	.404	1	0	5	6	57	25	0	1.000

SEC GAMES ONLY

Year	Avg	GP	GS	AB	R	H	2B	3B	HR	RBI	TB	SLG%	BB	HBP	SO	GDP	OB%	SF	SH	SB	ATT	PO	A	E	FLD%
2019	.235	7	2	17	2	4	0	0	0	1	4	.235	0	0	4	2	.235	0	0	0	1	9	3	0	1.000
2020	-	-	-	-	-	-	-	-	-	-	-	-	-	-	-	-	-	-	-	-	-	-	-	-	-
TOTAL	.235	7	2	17	2	4	0	0	0	1	4	.235	0	0	4	2	.235	0	0	0	1	9	3	0	1.000



WILL MORRISON

33

POSITION

Right-handed pitcher

CLASS

Redshirt Sophomore

BATS / THROWS

R/R

HEIGHT - WEIGHT

6-2 - 190

EXPERIENCE

1L

HOMETOWN

Cullman, Ala.

HIGH SCHOOL

Cullman

2020 – SOPHOMORE YEAR

Did not play.

2019 – FRESHMAN YEAR

Led Auburn freshmen and ranked tied for third on the team with 24 appearances ... turned in a 4.56 ERA in 25.2 innings of work ... made 10 appearances in SEC play and turned in a 2.45 ERA ... made his Auburn debut in the second game of the season vs. Georgia Southern (Feb. 16) ... pitched 2.0 scoreless innings and struck out a season-high five batters vs. Alabama A&M (Feb. 19) ... didn't allow more than one run in seven straight outings from Feb. 19 – Apr. 2 ... four of those outings were scoreless efforts ... pitched a season-high 3.0 innings in back-to-back appearances vs. Arkansas (Apr. 6) and Jacksonville State (Apr. 9) ... turned in a scoreless inning with a strikeout at Texas A&M (Apr. 12) ... made an appearance in back-to-back days at Vanderbilt (Apr. 25-26), tossing a combined 3.0 scoreless innings with two strikeouts and no walks ... also turned in a pair of scoreless efforts the following weekend vs. Alabama (May 4-5) ... didn't allow a run in his fifth straight appearance vs. UAB (May 7), striking out a pair in 1.1 innings ... posted a 2.08 ERA in his last 11 appearances of the season.

HIGH SCHOOL

Played for Brent Patterson at Cullman High School ... posted a 28-7 career record with

three saves and a 1.28 ERA ... went 8-3 with a 0.64 ERA and struck out 101 batters in 77 innings as a senior ... was named the 2018 6A Pitcher of the Year and First Team All-State ... also named to AL.com's 2018 Super All-State Team ... went 10-1 with a 0.81 ERA his junior season ... two-time Collegiate Baseball First Team High School All-American ... was named the 2017 Cullman Times Pitcher of the Year and the 2018 Cullman Times Player of the Year ... led his team to the 2015 6A State Championship and back-to-back runner-up finishes in 2016-17.

PERSONAL

Son of Greg and Brooke Morrison ... has one brother, Grant ... two great uncles, Joe Roy and Larry Adams, played baseball at Mississippi State ... enrolled in College of Business.

MORRISON AT A GLANCE**CAREER RECORD**

at Plainsman Park.....	0-0
On Road/Neutral.....	0-0
vs. SEC.....	0-0
vs. SEC West.....	0-0
vs. SEC East.....	0-0

CAREER HIGHS

Innings.....	3.0, two times
Hits.....	4, vs. Arkansas (4/6/19)
Runs.....	3, at Georgia Tech (4/16/19)
Earned Runs.....	3, at Georgia Tech (4/16/19)
Walks.....	2, vs. UAB (5/7/19)
Strikeouts.....	5, vs. Alabama A&M (2/19/29)
Pitches.....	50, vs. Arkansas (4/6/19)

WILL MORRISON'S CAREER APPEARANCES**2019 - FRESHMAN YEAR**

Date	Opp (Res.)	DEC	QS	IP	H	R	ER	BB	SO	HR	ERA	NP
2/16	GEORGIA SOUTHERN (L, 5-7)	-	-	0.1	2	2	2	0	0	0	54.00	8
2/19	ALABAMA A&M (W, 10-1)	-	-	2.0	1	0	0	1	5	0	7.71	40
2/24	at UCF (W, 13-9)	-	-	2.0	1	1	1	0	0	1	6.23	23
3/6	UT MARTIN (W, 2-0)	-	-	0.2	1	0	0	1	1	0	5.40	21
3/19	at UAB (W, 13-5)	-	-	2.0	2	1	1	0	1	0	5.14	22
3/24	at Mississippi State (L, 15-20)	-	-	0.1	0	0	0	0	0	0	4.91	1
3/26	vs. Alabama (L, 3-6)	-	-	0.0	0	1	1	1	0	0	6.14	4
4/2	GEORGIA TECH (L, 3-9)	-	-	1.1	2	0	0	1	1	0	5.19	24
4/6	ARKANSAS (L, 0-8)	-	-	3.0	4	2	2	1	1	0	5.40	50
4/9	JACKSONVILLE STATE (L, 6-11)	-	-	3.0	0	0	0	0	0	0	4.30	28
4/12	at Texas A&M (L, 0-4)	-	-	1.0	0	0	0	0	1	0	4.02	9
4/16	at Georgia Tech (L, 6-11)	-	-	0.2	2	3	3	0	0	0	5.51	12
4/23	at Jacksonville State (W, 14-2)	-	-	0.2	2	1	1	1	0	0	5.82	15
4/25	at Vanderbilt (L, 6-12)	-	-	1.1	1	0	0	0	2	0	5.40	17
4/26	at Vanderbilt (L, 2-5)	-	-	1.2	2	0	0	0	0	0	4.95	18
5/4	ALABAMA (L, 6-7)	-	-	0.2	1	0	0	1	1	0	4.79	14
5/5	ALABAMA (W, 17-7)	-	-	1.0	1	0	0	0	1	0	4.57	14
5/7	UAB (L, 4-6)	-	-	1.1	0	0	0	2	0	0	4.30	20
5/10	GEORGIA (L, 2-11)	-	-	0.2	1	1	1	0	0	1	4.56	9
5/11	GEORGIA (L, 8-10)	-	-	0.2	0	0	0	0	0	0	4.44	5
5/14	NORTH ALABAMA (W, 8-7)	-	-	0.1	1	1	1	1	1	0	4.74	14
5/16	at LSU (L, 1-7)	-	-	0.2	0	0	0	0	0	0	4.62	6
5/21	vs. Tennessee (W, 5-3)	-	-	0.1	0	0	0	0	0	0	4.56	1
5/22	vs. Vanderbilt (L, 1-11)	-	-	0.0	0	0	0	1	0	0	4.56	6

ALL GAMES

Year	ERA	W	L	App	GS	CG	SHO	CBO	SV	IP	H	R	ER	BB	SO	2B	3B	HR	BF	B/Avg	WP	HBP	BK	SFA	SHA
2019	4.56	0	0	24	0	0	0	1	0	25.2	24	13	13	11	15	7	0	2	111	.264	2	6	0	2	1
2020	-	-	-	-	-	-	-	-	-	-	-	-	-	-	-	-	-	-	-	-	-	-	-	-	-
TOTAL	4.56	0	0	24	0	0	0	1	0	25.2	24	13	13	11	15	7	0	2	111	.264	2	6	0	2	1

SEC GAMES ONLY

Year	ERA	W	L	App	GS	CG	SHO	CBO	SV	IP	H	R	ER	BB	SO	2B	3B	HR	BF	B/Avg	WP	HBP	BK	SFA	SHA
2019	2.45	0	0	10	0	0	0	0	0	11.0	10	3	3	2	6	3	0	1	-	.263	0	1	0	1	0
2020	-	-	-	-	-	-	-	-	-	-	-	-	-	-	-	-	-	-	-	-	-	-	-	-	-
TOTAL	2.45	0	0	10	0	0	0	0	0	11.0	10	3	3	2	6	3	0	1	--	.263	0	1	0	1	0





HAYDEN MULLINS

26

POSITION
Left-handed pitcher

CLASS
Sophomore

BATS / THROWS
L/L

HEIGHT - WEIGHT
6-0 - 185

EXPERIENCE
1L

HOMETOWN
Gallatin, Tenn.

HIGH SCHOOL
Hendersonville

2021 – SOPHOMORE YEAR

Rated by Perfect Game as the No. 125 overall prospect and No. 86 college prospect for the 2022 MLB Draft.

2020 – FRESHMAN YEAR

Made five relief appearances and posted a 1-0 record with a 3.68 ERA ... pitched in a pair of shutouts ... struck out 10 batters and issued six walks in 7.1 innings ... made his Auburn debut and pitched a scoreless inning with a strikeout vs. Illinois-Chicago (Feb. 16) ... struck out a season-high four batters in 1.2 innings vs. UCF (Feb. 23) ... earned the win after throwing 1.1 perfect innings with a pair of strikeouts vs. Alabama A&M (Feb. 26) ... didn't allow a run in his next two outings vs. Wright State (Mar. 1) and Wofford (Mar. 11) ... pitched a season-high 2.2 innings against the Terriers.

HIGH SCHOOL

Rated the No. 38 overall player and No. 4 left-handed pitcher in the 2019 class by Perfect Game ... tabbed the top southpaw and No. 2 overall player in Tennessee ... ranked the No. 58 overall prospect for the 2019 MLB Draft according to Perfect Game ... listed as the No. 36 high school prospect for the 2019 MLB Draft by Prep Baseball Report and the No. 53 overall prospect in the 2019 MLB Draft by Baseball America ... participated in the 2018 Perfect Game All-American Classic and National Showcase ... named a 2018 Perfect

Game Preseason Underclass Second Team All-American and a 2019 Perfect Game Preseason First Team All-American ... competed for USA Baseball 17U team at the 2018 Tournament of Stars ... four-time member of the WWBA National Championship All-Tournament Team ... named to the 2017 WWBA World Championship All-Tournament Team ... threw a no-hitter and struck out 15 batters for Hendersonville High School last spring.

PERSONAL

Son of Rachel and Chris Mullins ... has one sibling, Taylor Veal.

MULLINS AT A GLANCE

CAREER RECORD

at Plainsman Park.....	1-0
On Road/Neutral.....	0-0
vs. SEC.....	0-0
vs. SEC West.....	0-0
vs. SEC East.....	0-0

CAREER HIGHS

Innings.....	2.2, vs. Wofford (3/11/20)
Hits.....	2, vs. UCF (2/23/20)
Runs.....	3, vs. UCF (2/23/20)
Earned Runs.....	3, vs. UCF (2/23/20)
Walks.....	3, vs. Wofford (3/11/20)
Strikeouts.....	4, vs. UCF (2/23/20)
Pitches.....	52, vs. Wofford (3/11/20)

HAYDEN MULLINS' CAREER APPEARANCES

2020 - FRESHMAN YEAR		DEC	QS	IP	H	R	ER	BB	SO	HR	ERA	NP
Date	Opp (Res.)											
2/16	ILLINOIS-CHICAGO (W, 14-0)	-	-	1.0	1	0	0	0	1	0	0.00	13
2/23	UCF (L, 2-12)	-	-	1.2	2	3	3	1	4	1	10.12	38
2/26	ALABAMA A&M (W, 12-6)	W	-	1.1	0	0	0	0	2	0	6.75	14
3/1	WRIGHT STATE (W, 6-0)	-	-	0.2	0	0	0	2	1	0	5.79	18
3/11	WOFFORD (L, 3-4)	-	-	2.2	1	0	0	3	2	0	3.68	52



ALL GAMES

Year	ERA	W	L	App	GS	CG	SHO	CBO	SV	IP	H	R	ER	BB	SO	2B	3B	HR	BF	B/Avg	WP	HBP	BK	SFA	SHA
2020	3.68	1	0	5	0	0	0	2	0	7.1	4	3	3	6	10	0	0	1	31	.174	1	0	0	1	1

SEC GAMES ONLY

Year	ERA	W	L	App	GS	CG	SHO	CBO	SV	IP	H	R	ER	BB	SO	2B	3B	HR	BF	B/Avg	WP	HBP	BK	SFA	SHA
2020	-	-	-	-	-	-	-	-	-	-	-	-	-	-	-	-	-	-	-	-	-	-	-	-	-



JACK OWEN



POSITION
Left-Handed Pitcher

CLASS
Senior

BATS / THROWS
L/L

HEIGHT - WEIGHT
6-2 - 204

EXPERIENCE
3L

HOMETOWN
Aliso Viejo, Calif.

HIGH SCHOOL
JSerra Catholic

2020 – JUNIOR YEAR

Rated by Baseball America as the No. 96 player in college baseball entering the season ... made four starts and posted a 3-1 record with a 3.43 ERA ... struck out 25 batters and issued five walks in 21.0 innings ... ranked third on the team in strikeouts ... allowed one run and struck out a season-high eight batters in 5.0 innings in his season debut vs. Illinois-Chicago (Feb. 15) ... suffered a tough-luck loss vs. UCF (Feb. 22) but bounced back to earn the win the following weekend vs. Wright State (Feb. 29) ... struck out six batters and didn't issue a walk against the Raiders ... pitched a season-high 6.0 innings and allowed two runs on four hits with one walk and six strikeouts vs. Chicago State (Mar. 7).

2019 – SOPHOMORE YEAR

Made 14 appearances and 10 starts in a breakout sophomore season ... posted a 4-2 record with a team-best 2.75 ERA ... ranked third on the team in innings (68.2) and strikeouts (59) ... started the year in the bullpen but entered the starting rotation in week three ... pitched 4.2 scoreless innings and struck out four batters while earning the win in his season debut vs. Georgia Southern (Feb. 17) ... allowed one unearned run and struck out eight batters in 4.1 innings of relief at UCF (Feb. 23) ... made his first career start on the weekend and turned in 7.0 scoreless innings with 10 strikeouts vs. Cincinnati (Mar. 2) ... turned in a complete-game shutout with seven strikeouts the following weekend vs. UTSA (Mar. 9) ... was named the SEC Pitcher of the Week for his effort ... allowed one run on two hits in 4.0 innings vs. Tennessee (Mar. 16) ... didn't issue a walk in four straight appearances and struck out 29 during the span ... didn't allow an earned run in a record 28.2 innings dating back to 2018 ... missed four weekends with an injury before making a pair of relief appearances vs. Ole Miss (Apr. 20) and at Vanderbilt (Apr. 27) ... returned to the starting rotation and improved to 4-0 by allowing one run in 5.0 innings vs. Alabama (May 3) ... pitched 7.0 innings and struck out six batters at LSU (May 17) ... allowed one run and struck out five in 5.2 innings in the SEC Tournament vs. LSU (May 23) ... earned the start in the regional opener vs. Coastal Carolina (May 31) ... also earned the start and turned in 5.0 innings in the Chapel Hill Super Regional opener (Jun. 8) ... allowed one run in 5.0 innings in the College World Series vs. Mississippi State (Jun. 16) ... was drafted by the St. Louis Cardinals in the 21st round of the MLB Draft but elected to return to school for his junior season ... named to the Spring SEC Academic Honor Roll.

8) ... allowed one run in 5.0 innings in the College World Series vs. Mississippi State (Jun. 16) ... was drafted by the St. Louis Cardinals in the 21st round of the MLB Draft but elected to return to school for his junior season ... named to the Spring SEC Academic Honor Roll.

2018 - FRESHMAN YEAR

Made 14 appearances with seven starts ... turned in a 2-2 record and 5.97 ERA ... struck out 35 batters in 34.2 innings pitched ... made his collegiate debut in the second game of the season vs. Longwood (Feb. 17) ... picked up his first collegiate save after throwing 3.0 scoreless innings vs. BYU (Mar. 3) ... also turned in 3.0 scoreless innings and struck out five batters en route to picking up his second straight save vs. Georgia Tech (Mar. 13) ... made his first collegiate start a week later at Georgia Tech (Mar. 20) ... earned his first win after throwing 4.0 scoreless innings and striking out four in the Capital City Classic vs. Alabama (Mar. 27) ... turned in a scoreless inning of relief in his SEC debut vs. Missouri (Apr. 1) ... pitched a season-high 5.1 innings and struck out five while earning the win vs. Samford (Apr. 24) ... struck out a season-high six batters in back-to-back midweek starts vs. South Alabama (Feb. 24) and Troy (May 15) ... turned in a scoreless inning of relief at Ole Miss (May 11) ... started the SEC Tournament opener vs. Kentucky (May 22) ... turned in a 3.12 ERA in his last five trips to the bump.

HIGH SCHOOL

Played for Brett Kay at JSerra Catholic High School in San Juan Capistrano, Calif. ... appeared in 26 games and made 16 starts during his freshman and sophomore seasons ... posted a 17-1 record over the two seasons and registered ERAs of 1.81 and 1.84 ... struck out 94 batters in 100 innings pitched ... Second Team All-State as a sophomore ... two-time First Team All-Trinity ... 2015 Perfect Game

OWEN AT A GLANCE	
CAREER RECORD	
at Plainsman Park.....	8-2
On Road/Neutral.....	1-3
vs. SEC.....	2-2
vs. SEC West.....	2-1
vs. SEC East.....	0-1
CAREER HIGHS	
Innings.....	9.0, vs. UTSA (3/9/19)
Hits.....	9, two times
Runs.....	6, two times
Earned Runs.....	6, two times
Walks.....	3, four times
Strikeouts.....	10, vs. Cincinnati (3/2/19)
Pitches.....	102, vs. LSU (5/23/19)





JACK OWEN'S CAREER APPEARANCES

*-Starter

2018 - FRESHMAN YEAR

Date	Opp (Res.)	DEC	QS	IP	H	R	ER	BB	SO	HR	ERA	NP
2/17	LONGWOOD (W, 25-1)	-	-	1.0	1	1	1	2	1	0	9.00	29
3/3	BYU (W, 21-4)	-	-	3.0	2	0	0	0	1	0	2.25	33
3/13	GEORGIA TECH (W, 12-7)	-	-	3.0	2	0	0	1	5	0	1.29	45
3/20	*at Georgia Tech (L, 4-6)	L	-	3.1	9	6	6	2	3	1	6.10	56
3/27	*vs Alabama (W, 5-2)	W	-	4.0	1	0	0	2	4	0	4.40	73
4/1	#24 MISSOURI (L, 0-5)	-	-	1.0	1	0	0	0	1	0	4.11	18
4/3	ALABAMA A&M (W, 19-5)	-	-	1.0	4	2	2	0	1	1	4.96	26
4/7	at #5 Arkansas (L, 2-13)	-	-	0.0	1	4	4	3	0	0	7.16	20
4/10	*at Samford (L, 3-12)	L	-	1.0	5	4	4	0	0	1	8.83	23
4/24	*SAMFORD (W, 7-2)	W	-	5.1	6	2	2	0	5	0	7.54	77
5/8	*SOUTH ALABAMA (W, 10-4)	-	-	4.0	3	3	2	1	6	0	7.09	66
5/11	at Ole Miss (L, 3-8)	-	-	1.0	1	0	0	0	1	0	6.83	10
5/15	*at Troy (L, 5-9)	-	-	4.1	5	1	1	2	6	0	6.19	93
5/22	*vs. Kentucky (W, 4-3)	-	-	2.2	2	1	1	3	1	1	5.97	43

2019 - SOPHOMORE YEAR

Date	Opp (Res.)	DEC	QS	IP	H	R	ER	BB	SO	HR	ERA	NP
2/17	GEORGIA SOUTHERN (W, 4-3)	W	-	4.2	4	0	0	2	0	0	0.00	67
2/23	at UCF (L, 1-6)	-	-	4.1	3	1	0	0	8	0	0.00	70
3/2	*CINCINNATI (W, 5-0)	W	X	7.0	3	0	0	0	10	0	0.00	88
3/9	*UTSA (W, 5-0)	W	X	9.0	4	0	0	0	7	0	0.00	98
3/16	*TENNESSEE (W, 5-2)	-	-	4.0	2	1	1	0	4	1	0.31	55
4/20	OLE MISS (W, 6-5)	-	-	2.1	0	0	0	1	1	0	0.29	29
4/27	at Vanderbilt (L, 5-9)	-	-	2.1	3	1	1	1	3	0	0.53	43
5/3	*ALABAMA (W 5-1)	W	-	5.0	5	1	1	2	0	0	0.70	63
5/10	*GEORGIA (L, 2-11)	L	-	3.2	7	6	6	1	3	1	1.91	65
5/17	*at LSU (L, 1-5)	L	-	7.0	8	4	4	1	6	0	2.37	97
5/23	*vs. LSU (L, 3-4)	-	-	5.2	5	1	1	1	5	0	2.29	102
5/31	*vs. Coastal Carolina (W, 16-7)	-	-	3.2	6	2	2	1	4	1	2.45	86
6/8	*at North Carolina (W, 11-7)	-	-	5.0	8	4	4	1	3	0	2.83	77
6/16	*vs. Mississippi State (L, 4-5)	-	-	5.0	6	1	1	3	1	0	2.75	88

2020 - JUNIOR YEAR

Date	Opp (Res.)	DEC	QS	IP	H	R	ER	BB	SO	HR	ERA	NP
2/15	*ILLINOIS-CHICAGO (W, 18-1)	W	-	5.0	3	1	1	3	8	1	1.80	71
2/22	*UCF (L, 3-7)	L	-	5.0	1	3	2	1	5	1	2.70	62
2/29	*WRIGHT STATE (W, 20-6)	W	-	5.0	9	4	3	0	6	1	3.60	91
3/7	*CHICAGO STATE (W, 16-2)	W	X	6.0	4	2	2	1	6	0	3.42	74

Pitcher of the Year ... 2015 Perfect Game Underclass National Championship Most Valuable Pitcher ... posted a 4-0 record with one save and a 0.00 ERA in the event ... second team Louisville Slugger High School All-American 2016 ... 2016 Underclass 2nd team All-American ... 2017 West Coast League Pitcher of the Year and Summer Collegiate Second Team All-American ... rated the No. 2 left-handed pitcher in California and a top-200 player nationally ... member of the Academic Honor Roll from 2013-17.

PERSONAL

Son of Robert and Lauren Owen ... has three siblings, Charlotte, Molly and Harry ... born May 26, 1998 in Miami, Fla.

ALL GAMES

Year	ERA	W	L	App	GS	CG	SHO	CBO	SV	IP	H	R	ER	BB	SO	2B	3B	HR	BF	B/Avg	WP	HBP	BK	SFA	SHA
2018	5.97	2	2	14	7	0	0	0	2	34.2	43	24	23	16	35	5	0	4	161	.312	4	5	0	0	2
2019	2.75	4	2	14	10	1	1	1	0	68.2	64	22	21	14	59	9	0	3	279	.247	3	2	0	1	3
2020	3.43	3	1	4	4	0	0	0	0	21.0	17	10	8	5	25	5	0	3	87	.215	1	0	0	1	1
TOTAL	3.76	9	5	32	21	1	1	1	2	124.1	124	56	52	35	119	19	0	10	527	.261	8	7	0	2	6

SEC GAMES ONLY

Year	ERA	W	L	App	GS	CG	SHO	CBO	SV	IP	H	R	ER	BB	SO	2B	3B	HR	BF	B/Avg	WP	HBP	BK	SFA	SHA
2018	18.00	0	0	3	0	0	0	0	0	2.0	3	4	4	3	2	0	0	0	11	.375	0	0	0	0	0
2019	4.81	1	2	6	4	0	0	0	0	24.1	25	13	13	6	17	3	0	2	103	.266	1	2	0	1	0
2020	-	-	-	-	-	-	-	-	-	-	-	-	-	-	-	-	-	-	-	-	-	-	-	-	-
TOTAL	5.81	1	2	9	4	0	0	0	0	26.1	28	17	17	9	19	3	0	2	114	.275	1	2	0	1	0



JOHN SAMUEL SHENKER

34

POSITION
Infielder

CLASS
Redshirt Junior

BATS / THROWS
R/R

HEIGHT - WEIGHT
6-3 - 250

EXPERIENCE
1L

HOMETOWN
Albany, Ga.

HIGH SCHOOL
Colquitt County

2020 – REDSHIRT SOPHOMORE YEAR

Joined the team in January 2020 ... played in 11 games and made six starts as the designated hitter ... hit .318 (7-for-22) with five runs, one double and six RBI ... reached base at a .516 clip ... made his Auburn debut and scored a run vs. Illinois-Chicago (Feb. 15) ... made his first start in game two of the doubleheader and went 1-for-4 with a RBI double ... went 2-for-3 with a walk, two runs and a RBI in the series finale against the Flames (Feb. 16) ... drew a pair of walks and scored a run vs. Oakland (Feb. 19) ... drove in two runs in back-to-back games vs. Wright State (Mar. 1) and Chicago State (Mar. 6) ... came off the bench to go 1-for-1 in the finale against the Cougars (Mar. 8) ... saw action at first base and recorded six putouts in six chances with a double play.

AUBURN FOOTBALL

Played in every game and earned nine starts at tight end in 2020 ... caught a career high nine passes for 97 yards ... has totaled 15 receptions for 158 yards and two touchdowns in his career ... has appeared in every game during the last two seasons ... member of the SEC Academic Honor Roll.

HIGH SCHOOL

Two-time all-state in both baseball and football ... stand-out infielder on 2015 and 2016 state champion baseball teams at Deerfield-Windsor ... USA Baseball U17 national team development program roster ... rated a top 500 player nationally and the No. 3 third basemen in Georgia by Perfect Game ... as a senior, had 30 receptions for 451

yards and two touchdowns ... a top 100 tight end according to 247 Sports and the third best tight end in Georgia via Scout ... regional special teams player of year.

PERSONAL

Son of Tom and Melody Shenker ... father played football at Harding University ... has one brother, Garrison ... enjoys playing golf and fishing ... studying in the College of Business.

CAREER HIGHS

At Bats: 5, vs. Wright State (2/29/20)
Runs: 2, Illinois-Chicago (2/16/20)
Hits: 2, Illinois-Chicago (2/16/20)
RBI: 2, two times
Doubles: 1, Illinois-Chicago (2/15/20)
Triples: None
HR: None
Hit Streak: 4 (2020)
Reach Base: 10 (2020)

MULTI-HIT GAMES

Year	2	3	4	5+	Total
2020	1	-	-	-	1

MULTI-RBI GAMES

Year	2	3	4	5+	Total
2020	2	-	-	-	2




ALL GAMES

Year	Avg	GP	GS	AB	R	H	2B	3B	HR	RBI	TB	SLG%	BB	HBP	SO	GDP	OB%	SF	SH	SB	ATT	PO	A	E	FLD%
2020	.318	11	6	22	5	7	1	0	0	6	8	.364	6	3	8	0	.516	0	0	0	0	6	0	0	1.000

SEC GAMES ONLY

Year	Avg	GP	GS	AB	R	H	2B	3B	HR	RBI	TB	SLG%	BB	HBP	SO	GDP	OB%	SF	SH	SB	ATT	PO	A	E	FLD%
2020	-	-	-	-	-	-	-	-	-	-	-	-	-	-	-	-	-	-	-	-	-	-	-	-	-





CARSON SKIPPER

29

POSITION
Left-Handed Pitcher

CLASS
Junior

BATS / THROWS
L/L

HEIGHT - WEIGHT
6-3 - 210

EXPERIENCE
2L

HOMETOWN
Trussville, Ala.

HIGH SCHOOL
Hewitt-Trussville

2020 – SOPHOMORE YEAR

Tied for the team lead with seven appearances ... posted a 0-0 record with a 1.00 ERA ... struck out 12 batters and issued three walks in 9.0 innings ... didn't allow a run in his first six appearances ... made his season debut and pitched a perfect inning with two strikeouts vs. Illinois-Chicago (Feb. 15) ... pitched a season-high 2.0 innings vs. Oakland (Feb. 19) ... allowed just one hit with two walks and seven strikeouts in four appearances and a combined 4.1 innings pitched from Feb. 22 – Mar. 8 ... pitched 1.2 innings and allowed his first and only run of the season vs. Georgia Tech (Mar. 10).

2019 – FRESHMAN YEAR

Made 17 appearances with eight starts in his first season on the Plains ... posted a 3-3 record with two saves and a 7.46 ERA ... made his Auburn debut and picked up the save by tossing the final 3.0 innings in the season opener vs. Georgia Southern (Feb. 15) ... earned the win in his first career start vs. Alabama A&M (Feb. 19), striking out a season-high eight in 4.0 innings ... threw 2.0 innings en route to the win in the series finale at UCF (Feb. 24) ... made his first career start on the weekend vs. Cincinnati (Mar. 2) ... did not allow a hit and struck out five batters over 2.1 innings en route to his second save of the season vs. UT Martin (Mar. 6) ... threw a season-high 4.2 scoreless innings and struck out five batters en route to the win vs. UTSA (Mar. 9) ... made his first career SEC start in the series finale vs. Tennessee (Mar. 17) ... turned in scoreless outings in relief vs. Arkansas (Apr. 5) and at Jacksonville State (Apr. 23) ... earned two more midweek starts at Georgia Tech (Apr. 16) and vs. UAB (May 7).

HIGH SCHOOL

Played at Hewitt-Trussville (Ala.) High School for coach Jeff Mauldin ... rated the No. 7 left-handed pitcher and No. 28 overall player in the state by Perfect Game ... also tabbed the No. 90 southpaw nationally ... posted a 9-3 record with a 1.50 ERA as a senior ... struck out 133 batters in 88.2 innings ... hit .406 with 16 doubles, eight triples, four homers, and 49 RBI ... posted an 8-1 record with a 1.31 ERA and 91 strikeouts as a junior ... his 11 wins on the mound as a sophomore are a school record ... led Hewitt-Trussville to its first AHSAA State Championship in 2016 and earned Tournament MVP honors ... three-time ASWA 7A First Team All-State honoree ... named the 2018 All-Birmingham Player of the Year by AL.com and also made AL.com's 2018 Super All-State Team ... 2018 Rawlings-Perfect Game Honorable Mention All-American ... 2016 and 2017 Underclass High Honorable Mention.

PERSONAL

Son of Scott and Tammy Skipper ... has one sister, Katelyn, who also attends Auburn ... his father, grandfather and great-grandfather were all collegiate athletes ... great-grandfather, William Henry Cuppett, played professional baseball for the Buffalo Bisons ... enrolled in College of Business.

OWEN AT A GLANCE

CAREER RECORD

at Plainsman Park.....	2-2
On Road/Neutral.....	1-1
vs. SEC.....	0-2
vs. SEC West.....	0-2
vs. SEC East.....	0-0

CAREER HIGHS

Innings.....	4.2, vs. UTSA (3/9/19)
Hits.....	5, four times
Runs.....	5, two times
Earned Runs.....	5, vs. Arkansas (4/5/19)
Walks.....	4, at Georgia Tech (4/16/19)
Strikeouts.....	8, vs. Alabama A&M (2/19/19)
Pitches.....	78, vs. Arkansas (4/5/19)

CARSON SKIPPER'S CAREER APPEARANCES

*-Starter

2019 - FRESHMAN YEAR		DEC	QS	IP	H	R	ER	BB	SO	HR	ERA	NP
2/15	GEORGIA SOUTHERN (W, 11-2)	-	-	3.0	3	0	0	1	1	0	0.00	48
2/19	*ALABAMA A&M (W, 10-1)	W	-	4.0	2	1	0	0	8	0	0.00	67
2/24	at UCF (W, 13-9)	W	-	2.0	3	3	3	3	1	1	3.00	58
3/2	*CINCINNATI (W, 9-5)	-	-	3.0	5	4	3	0	4	1	4.50	59
3/6	UT MARTIN (W, 2-0)	-	-	2.1	0	0	0	0	5	0	3.77	31
3/9	*UTSA (W, 8-3)	W	-	4.2	5	0	0	0	5	0	2.84	70
3/17	*TENNESSEE (W, 5-3)	-	-	3.0	3	2	1	1	1	0	2.86	46
3/23	*at Mississippi State (L, 2-15)	L	-	0.2	5	5	4	2	1	0	4.37	35
3/24	at Mississippi State (L, 15-20)	-	-	0.1	2	3	3	1	0	1	5.48	9
3/31	*at South Carolina (W, 7-5)	-	-	1.0	4	3	3	2	1	0	6.38	43
4/5	ARKANSAS (W, 6-3)	-	-	0.2	1	0	0	0	1	0	6.20	8
4/5	ARKANSAS (L, 6-9)	L	-	3.0	3	5	5	3	3	2	7.16	78
4/9	JACKSONVILLE STATE (L, 6-11)	-	-	0.0	0	0	0	2	0	0	7.16	10
4/16	*at Georgia Tech (L, 6-11)	-	-	2.2	1	1	1	4	3	0	6.82	53
4/23	at Jacksonville State (W, 14-2)	-	-	1.0	0	0	0	1	0	0	6.61	17
4/25	at Vanderbilt (L, 6-12)	-	-	1.1	3	2	2	3	1	0	6.89	43
5/7	*UAB (L, 4-6)	L	-	2.1	5	4	4	0	3	0	7.46	48

2020 - SOPHOMORE YEAR		DEC	QS	IP	H	R	ER	BB	SO	HR	ERA	NP
2/15	ILLINOIS-CHICAGO (W, 7-3)	-	-	1.0	0	0	0	0	2	0	0.00	16
2/19	OAKLAND (W, 17-1)	-	-	2.0	2	0	0	0	2	0	0.00	28
2/22	UCF (L, 3-7)	-	-	1.1	1	0	0	0	2	0	0.00	20
2/25	ALABAMA A&M (W, 10-0)	-	-	1.0	0	0	0	0	2	0	0.00	11
2/28	WRIGHT STATE (W, 7-2)	-	-	1.0	0	0	0	1	1	0	0.00	14
3/8	CHICAGO STATE (W, 9-0)	-	-	1.0	0	0	0	1	2	0	0.00	16
3/10	GEORGIA TECH (L, 2-6)	-	-	1.2	2	1	1	1	1	0	1.00	37

ALL GAMES

Year	ERA	W	L	App	GS	CG	SHO	CBO	SV	IP	H	R	ER	BB	SO	2B	3B	HR	BF	B/Avg	WP	HBP	BK	SFA	SHA
2019	7.46	3	3	17	8	0	0	1	2	35.0	45	33	29	23	38	7	3	5	147	.306	2	2	1	0	1
2020	1.00	0	0	7	0	0	0	2	0	9.0	5	1	1	3	12	2	0	0	34	.167	1	0	0	0	0
TOTAL	6.14	3	3	24	8	0	0	3	2	44.0	50	34	30	26	50	9	3	5	207	.282	3	2	1	0	1

SEC GAMES ONLY

Year	ERA	W	L	App	GS	CG	SHO	CBO	SV	IP	H	R	ER	BB	SO	2B	3B	HR	BF	B/Avg	WP	HBP	BK	SFA	SHA
2019	16.20	0	2	7	3	0	0	0	0	10.0	21	20	18	12	8	4	2	3	51	.412	1	0	1	0	0
2020	-	-	-	-	-	-	-	-	-	-	-	-	-	-	-	-	-	-	-	-	-	-	-	-	-
TOTAL	16.20	0	2	7	3	0	0	0	0	10.0	21	20	18	12	8	4	2	3	51	.412	1	0	1	0	0



SEB THOMAS

27

POSITION
Right-handed pitcher

CLASS
Sophomore

BATS / THROWS
R/R

HEIGHT - WEIGHT
6-5 - 250

EXPERIENCE
1L

HOMETOWN
Brookhaven, Ga.

HIGH SCHOOL
Marist

2020 – FRESHMAN YEAR

Tied for the team lead with seven appearances ... posted a 0-0 record with a 1.17 ERA ... struck out six batters and issued four walks while allowing only four hits in 7.2 innings ... made his Auburn debut and pitched a scoreless inning with a walk and strikeout vs. Illinois-Chicago (Feb. 15) ... needed only six pitches to get through an inning vs. Oakland (Feb. 19) ... pitched a perfect inning and matched a season high with two strikeouts vs. Alabama A&M (Feb. 25) ... turned in a pair of perfect innings vs. Wright State (Feb. 29) and Chicago State (Mar. 7) ... pitched a season-high 2.0 innings vs. Wofford (Mar. 11).

HIGH SCHOOL

Rated a top-500 player nationally and top-80 player in Georgia by Perfect Game ... 2017 and 2018 Perfect Game Preseason Underclass High Honorable Mention All-American ... 2019 Perfect Game Southeast Region Honorable Mention ... named the Most Valuable Pitcher at the 2018 Perfect Game Summer Showdown in Cartersville, Georgia ... four-time WWBA National Championship All-Tournament Team honoree ... helped lead Marist to the 2016 GHSA Class 4A State Championship ... named Class 4A Second Team All-State by Georgia Dugout Preview.

PERSONAL

Son of Richard and Maria Thomas ... has three siblings, Ben, Mariana and John Abraham.

THOMAS AT A GLANCE

CAREER RECORD

at Plainsman Park.....	0-0
On Road/Neutral.....	0-0
vs. SEC.....	0-0
vs. SEC West.....	0-0
vs. SEC East.....	0-0

CAREER HIGHS

Innings.....	2.0, vs. Wofford (3/11/20)
Hits.....	2, two times
Runs.....	1, vs. UCF (2/22/20)
Earned Runs.....	1, vs. UCF (2/22/20)
Walks.....	3, vs. Wofford (3/11/20)
Strikeouts.....	2, two times
Pitches.....	49, vs. Wofford (3/11/20)

SEB THOMAS' CAREER APPEARANCES

2020 - FRESHMAN YEAR		DEC	QS	IP	H	R	ER	BB	SO	HR	ERA	NP
2/15	ILLINOIS-CHICAGO (W, 18-1)	-	-	1.0	0	0	0	1	1	0	0.00	14
2/19	OAKLAND (W, 17-1)	-	-	1.0	0	0	0	0	0	0	0.00	6
2/22	UCF (L, 3-7)	-	-	0.2	2	1	1	0	2	0	3.38	11
2/25	ALABAMA A&M (W, 10-0)	-	-	1.0	0	0	0	0	2	0	2.45	10
2/29	WRIGHT STATE (W, 20-6)	-	-	1.0	0	0	0	0	1	0	1.93	12
3/7	CHICAGO STATE (W, 16-2)	-	-	1.0	0	0	0	0	0	0	1.59	9
3/11	WOFFORD (L, 3-4)	-	-	2.0	2	0	0	3	0	0	1.17	49



ALL GAMES

Year	ERA	W	L	App	GS	CG	SHO	CBO	SV	IP	H	R	ER	BB	SO	2B	3B	HR	BF	B/Avg	WP	HBP	BK	SFA	SHA
2020	1.17	0	0	7	0	0	0	1	0	7.2	4	1	1	4	6	2	0	0	29	.160	0	0	0	0	0

SEC GAMES ONLY

Year	ERA	W	L	App	GS	CG	SHO	CBO	SV	IP	H	R	ER	BB	SO	2B	3B	HR	BF	B/Avg	WP	HBP	BK	SFA	SHA
2020	-	-	-	-	-	-	-	-	-	-	-	-	-	-	-	-	-	-	-	-	-	-	-	-	-





GARRETT WADE

22

POSITION
Left-Handed Pitcher

CLASS
Junior

BATS / THROWS
L/L

HEIGHT - WEIGHT
6-2 - 205

EXPERIENCE
2L

HOMETOWN
Hartselle, Ala.

HIGH SCHOOL
Hartselle

2020 – SOPHOMORE YEAR

Made four relief appearances and didn't allow a run in 4.0 innings pitched ... struck out five batters and issued four walks while allowing just one hit ... made his season debut and pitched a scoreless inning vs. Oakland (Feb. 19) ... struck out a pair of batters in an inning vs. UCF (Feb. 23) ... didn't allow a hit and issued a strikeout in his last two appearances vs. Alabama A&M (Feb. 25) and Wright State (Feb. 29).

2019 – FRESHMAN YEAR

Made 15 appearances and seven starts in his first season ... posted a 3-0 record with a 4.86 ERA ... struck out 41 batters in 33.1 innings pitched ... made his Auburn debut and recorded a strikeout vs. Georgia Southern (Feb. 16) ... pitched 4.0 scoreless innings with four strikeouts and earned his first career win vs. Alabama A&M (Feb. 20) ... made his first career start and earned the win after throwing 5.0 scoreless and striking out a season-high eight batters vs. UT Martin (Mar. 6) ... picked up his third straight win and struck out eight batters while allowing one run in 5.0 innings at South Alabama (Mar. 12) ... made a start vs. Alabama in the Capital City Classic (Mar. 26) ... turned in a scoreless inning of relief with a pair of strikeouts vs. Arkansas (Apr. 5) ... made his first start in SEC play vs. Ole Miss (Apr. 18) ... made a pair of appearances and allowed one run in 1.2 innings at Vanderbilt (Apr. 26-27) ... pitched 1.2 scoreless innings and struck out three batters vs. Alabama (May 4) ... pitched a perfect inning with a strikeout vs. UAB (May 7) ... named to the SEC First-Year Academic Honor Roll.

HIGH SCHOOL

Played at Hartselle (Ala.) High School for coach William Booth ... ranked the No. 1 left-hander in Alabama and No. 7 lefty in the country by Perfect Game ... also tabbed the No. 2 overall player in the state and No. 71 player in the nation ... was named a 2017 Under Armour All-American and got an inning of action in the game played at Wrigley Field last summer ... 2018 Rawlings-Perfect Game 2nd Team All-American ... named the 2018 Gatorade Player of the Year in Alabama ... MaxPreps 2nd Team All-American ... went 7-2 on the mound with a 0.90 ERA and struck out 103 batters in 54.2 innings ... hit .391 with nine doubles, two homers and 27 RBI while reaching base at a .485 clip ... named the 2018 All-Huntsville Player of the Year by AL.com and made AL.com's 2018 Super All-State Team ... 2018 ASWA 6A First Team All-State ... drafted in the 38th round by the Tampa Bay Rays.

PERSONAL

Son of Michael and Kelly Wade ... has two siblings, Jordan and Brody ... enrolled in College of Education.

OWEN AT A GLANCE

CAREER RECORD	
at Plainsman Park.....	2-0
On Road/Neutral.....	1-0
vs. SEC.....	0-0
vs. SEC West.....	0-0
vs. SEC East.....	0-0

CAREER HIGHS

Innings.....	5.0, two times
Hits.....	6, vs. Jacksonville State (4/9/19)
Runs.....	5, vs. Jacksonville State (4/9/19)
Earned Runs.....	5, vs. Jacksonville State (4/9/19)
Walks.....	5, vs. Alabama (3/26/19)
Strikeouts.....	8, two times
Pitches.....	91, at South Alabama (3/12/19)

GARRETT WADE'S CAREER APPEARANCES

*-Starter

2019 - FRESHMAN YEAR

Date	Opp (Res.)	DEC	QS	IP	H	R	ER	BB	SO	HR	ERA	NP
2/16	GEORGIA SOUTHERN (L, 5-7)	-	-	0.0	0	0	0	0	1	0	0.00	4
2/20	ALABAMA A&M (W, 10-2)	W	-	4.0	3	0	0	1	4	0	0.00	61
3/6	*UT MARTIN (W, 2-0)	W	-	5.0	1	0	0	2	8	0	0.00	72
3/12	*at South Alabama (W, 6-2)	W	-	5.0	2	1	1	4	8	1	0.64	91
3/19	*at UAB (W, 13-5)	-	-	1.2	3	4	3	4	2	0	2.30	40
3/24	at Mississippi State (L, 15-20)	-	-	0.0	1	2	2	1	0	0	3.45	8
3/26	*vs. Alabama (L, 3-6)	-	-	3.2	4	3	2	5	4	0	3.72	69
4/2	*GEORGIA TECH (L, 3-9)	-	-	3.0	5	3	3	3	3	0	4.43	60
4/5	ARKANSAS (L, 6-9)	-	-	1.0	1	0	0	1	2	0	4.24	17
4/9	*JACKSONVILLE STATE (L, 6-11)	-	-	3.0	6	5	5	3	2	0	5.47	66
4/18	*OLE MISS (W, 7-4)	-	-	2.2	5	4	1	1	2	0	5.28	63
4/26	at Vanderbilt (L, 2-5)	-	-	0.1	0	0	0	0	0	0	5.22	1
4/27	at Vanderbilt (L, 5-9)	-	-	1.1	2	1	1	0	1	0	5.28	19
5/4	ALABAMA (L, 6-7)	-	-	1.2	0	0	0	2	3	0	5.01	31
5/7	UAB (L, 4-6)	-	-	1.0	0	0	0	0	1	0	4.86	15

2020 - SOPHOMORE YEAR

Date	Opp (Res.)	DEC	QS	IP	H	R	ER	BB	SO	HR	ERA	NP
2/19	OAKLAND (W, 17-1)	-	-	1.0	0	0	0	2	1	0	0.00	19
2/23	UCF (L, 2-12)	-	-	1.0	1	0	0	1	2	0	0.00	14
2/25	ALABAMA A&M (W, 10-0)	-	-	1.0	0	0	0	0	1	0	0.00	15
2/29	WRIGHT STATE (W, 20-6)	-	-	1.0	0	0	0	1	1	0	0.00	20

ALL GAMES

Year	ERA	W	L	App	GS	CG	SHO	CBO	SV	IP	H	R	ER	BB	SO	2B	3B	HR	BF	B/Avg	WP	HBP	BK	SFA	SHA
2019	4.86	3	0	15	7	0	0	1	0	33.1	33	23	18	27	41	5	0	1	127	.260	5	2	1	1	3
2020	0.00	0	0	4	0	0	0	1	0	4.0	1	0	0	4	5	0	0	0	14	.100	0	0	0	0	0
TOTAL	4.34	3	0	19	7	0	0	2	0	37.1	34	23	18	31	46	5	0	1	174	.248	5	2	1	1	3

SEC GAMES ONLY

Year	ERA	W	L	App	GS	CG	SHO	CBO	SV	IP	H	R	ER	BB	SO	2B	3B	HR	BF	B/Avg	WP	HBP	BK	SFA	SHA
2019	5.14	0	0	6	1	0	0	0	0	7.0	9	7	4	5	8	2	0	0	30	.300	1	1	0	1	0
2020	-	-	-	-	-	-	-	-	-	-	-	-	-	-	-	-	-	-	-	-	-	-	-	-	-
TOTAL	5.14	0	0	6	1	0	0	0	0	7.0	9	7	4	5	8	2	0	0	30	.300	1	1	0	1	0



JUDD WARD



POSITION
Outfielder

CLASS
Senior

BATS / THROWS
L/R

HEIGHT - WEIGHT
6-1 - 195

EXPERIENCE
3L

HOMETOWN
Russellville, Ala.

HIGH SCHOOL
Russellville

2020 – JUNIOR YEAR

Started in the leadoff spot and left or center field in all 18 games ... hit .315 (23-for-16) with six doubles, one triple, two home runs and 17 RBI ... ranked tied for second on the team in RBI and fourth in runs (16) ... went 4-for-6 and hit for the cycle vs. Illinois-Chicago (Feb. 15) ... became the first Auburn player since Clete Thomas in 2005 to hit for the cycle ... scored four runs and drove in two in the contest ... drove in a career and league-high seven runs vs. Alabama A&M (Feb. 26) ... went 4-for-4 with two runs, two doubles and a homer in the game ... his seven RBI were the most since Steven Williams also drove in seven runs vs. Longwood in the season opening series in 2018 ... Ward was the first Auburn player with multiple four-hit games in a span of 10 game since Jonah Todd in 2017 ... record multiple hits, runs and RBI in the series-clinching win vs. Wright State (Feb. 29) ... went 3-for-4 with two runs, a double and RBI in the series finale vs. Chicago State (Mar. 8) ... led the team with three sac bunts and tied for the team lead with four sac flies ... stole 2-of-3 bases ... didn't commit an error in 16 chances.

2019 – SOPHOMORE YEAR

Played in all 66 games and earned 65 starts, primarily in left field ... led the SEC with nine outfield assists, the most by an Auburn player since 2005 ... ranked second on the team with a .286 average in SEC play ... turned in career highs in every offensive category including batting average (.272), runs (42), hits (70), doubles (12), triples (two), home runs (five), RBI (34), walks

(37), total bases (101), slugging percentage (.393), on-base percentage (.377) and stolen bases (five) ... ranked in the top five on the team in each category except RBI ... turned in 20 multiple-hit games, including seven career-high-matching three-hit efforts ... went on a season-high seven game hitting streak from Mar. 19-30 and reached base in 18 straight games from Apr. 16 – May 17 ... collected his first three-hit game in the second game of the season vs. Georgia Southern (Feb. 16) ... hit the first home run of his career vs. Alabama A&M (Feb. 20) ... reached base four times, scored a pair of runs and drove in three in the series finale at UCF (Feb. 24) ... threw out his third runner of the season to keep Auburn's deficit at one before the team scored the game-tying and go-ahead run in its next at-bat vs. Tennessee (Mar. 17) ... hit his second home run and drove in a career-high four runs in the series finale at Mississippi State (Mar. 24) ... matched a season-high with three hits vs. Arkansas (Apr. 5), starting a stretch of eight multi-hit games in 16 contests ... turned in a pair of three-hit efforts and went 7-for-13 with three runs, two doubles and two RBI at Vanderbilt (Apr. 25-27) ... homered in the series opener vs. Georgia (May 10) ... went 5-for-13 with a double, home run and four RBI in three games at the SEC Tournament ... broke a 2-2 tie with a RBI bunt single and later hit a two-run home run to extend the advantage in the opening round of the conference tournament vs. Tennessee (May 21) ... was named to the Atlanta Regional All-Tournament Team after going 5-for-12 with two runs, a double and a RBI

CAREER HIGHS

At Bats: 7, vs. Arkansas (4/5/19)
Runs: 4, vs. Illinois-Chicago (2/15/20)
Hits: 4, two times
RBI: 7, vs. Alabama A&M (2/26/20)
Doubles: 2, two times
Triples: 1, four times
HR: 1, seven times
Hit Streak: 7 (2019)
Reach Base: 18 (2019)

MULTI-HIT GAMES

Year	2	3	4	5+	Total
2018	5	-	-	-	5
2019	13	7	-	-	20
2020	2	1	2	-	5
Totals	20	8	2	--	30

MULTI-RBI GAMES

Year	2	3	4	5+	Total
2018	2	-	-	-	2
2019	3	3	1	-	7
2020	3	-	-	1	4
Totals	8	3	1	1	13





... opened the NCAA Tournament by going 3-for-5 with a walk, two runs and a RBI vs. Coastal Carolina (May 31) ... turned in his final three-hit game and hit a three-run home run in the team's 13-run first inning of the winner-take-all game three at the Chapel Hill Super Regional (Jun. 10).

2018 - FRESHMAN YEAR

Made 21 starts and played in 37 games during his freshman campaign ... hit .250 with nine runs scored and eight RBI ... made 12 starts and saw action in 18 of 30 SEC games ... came off the bench and went 2-for-2 with two RBI at Georgia Tech (Mar. 20) ... drove in a run in a come-from-behind win at Kentucky (Mar. 25) ... went 2-for-4 with a run, double, triple and RBI in comeback win vs. Mississippi State (Apr. 15) ... went 2-for-5 with a RBI in the series opener at Alabama (Apr. 20) ... matched a season high with two RBI at Troy (May 15) ... went 1-for-3 in the Gainesville Super Regional opener vs. Florida (June 9) ... made a diving catch on the left-field line to preserve a tie game vs. Florida in the decisive third game.

HIGH SCHOOL

Was a three-time 5A state champion for Chris Heaps at Russellville High School ... turned in a .468 career average and totaled 11 home runs with 114 RBI ... stole 81 bases and scored 189 runs in 144 games ... rated the 11th best player and fifth best outfielder in Alabama ... three-time First Team All-State performer ... turned in a career-best year as a sophomore, hitting .511 with five home runs and 49 RBI ... named the 2016 5A Player of the Year and Times Daily Hitter of the Year after collecting 80 hits – 30 for extra bases – and driving in 41 runs while turning in a .488 average ... earned 2017 Collegiate Baseball First Team All-American honors after hitting .407 with four home runs as a senior ... also named a MaxPreps All-American ... played basketball.

PERSONAL

Son of David and Tracy Ward ... has three siblings, Channing Wright and Jake and Jaret Ward ... Exercise Science major ... his dad, David, and brother, Jake, played baseball at North Alabama.



ALL GAMES

Year	Avg	GP	GS	AB	R	H	2B	3B	HR	RBI	TB	SLG%	BB	HBP	SO	GDP	OB%	SF	SH	SB	ATT	PO	A	E	FLD%
2018	.250	37	21	84	9	21	2	1	0	8	25	.298	9	3	20	0	.344	0	1	0	2	53	2	1	.982
2019	.272	66	65	257	42	70	12	2	5	34	101	.393	37	7	61	2	.377	1	6	5	7	132	9	5	.966
2020	.315	18	18	73	16	23	6	1	2	17	37	.507	8	0	17	0	.365	4	3	2	3	16	0	0	1.000
TOTAL	.275	121	104	414	67	114	20	4	7	59	163	.394	54	10	98	2	.368	5	10	7	12	201	11	6	.972

SEC GAMES ONLY

Year	Avg	GP	GS	AB	R	H	2B	3B	HR	RBI	TB	SLG%	BB	HBP	SO	GDP	OB%	SF	SH	SB	ATT	PO	A	E	FLD%
2018	.195	18	12	41	5	8	1	1	0	3	11	.268	7	1	7	0	.327	0	1	0	1	37	1	0	1.000
2019	.286	30	30	119	15	34	7	0	2	14	47	.395	13	2	27	0	.366	0	4	1	1	72	5	3	.963
2020	-	-	-	-	-	-	-	-	-	-	-	-	-	-	-	-	-	-	-	-	-	-	-	-	-
TOTAL	.263	48	42	160	20	42	8	1	2	17	58	.363	20	3	34	0	.355	0	5	1	2	109	6	3	.975



STEVEN WILLIAMS

41

POSITION
Outfielder

CLASS
Senior

BATS / THROWS
L/R

HEIGHT - WEIGHT
6-3 - 216

EXPERIENCE
3L

HOMETOWN
Albany, Ga.

HIGH SCHOOL
Deerfield-Windsor

2020 – JUNIOR YEAR

Rated by Baseball America as the No. 92 player in college baseball entering the season ... played in 13 contests and made 12 starts in right field and as the designated hitter ... missed some time with a hamstring injury ... hit .275 (11-for-40) with seven runs, four doubles, two home runs and 12 RBI ... went 2-for-4 with a RBI in the season opener vs. Illinois-Chicago (Feb. 14) ... drove in a pair of runs in the series-clinching win vs. the Flames (Feb. 15) ... went a combined 2-for-5 with three RBI in his return to the lineup vs. Alabama A&M (Feb. 25-26) ... homered in back-to-back games vs. Chicago State (Mar. 6-7) ... went a combined 4-for-9 with three runs and five RBI in the contests against the Cougars ... ranked third on the team with nine walks ... didn't commit an error in six chances in right field.

2019 – SOPHOMORE YEAR

Played in 65 games and earned 64 starts in right field ... ranked tied for second on the team with nine home runs ... went 2-for-4 with two runs, a double and a RBI vs. Alabama A&M (Feb. 19) ... collected multiple hits in five straight games from Feb. 24 – Mar. 5, going 12-for-22 during the span ... started the streak by going 3-for-5 with two runs, a home run and three RBI in the series finale at UCF (Feb. 24) ... homered in his second straight game vs. Cincinnati (Mar. 1) ... turned in three more hits in the middle game (Mar. 2) and ultimately went 7-for-12 with five runs in the three games against the Bearcats, scoring a season-high three runs in the series finale (Mar. 3) ... hit a pair of home runs and drove in four in the series at Mississippi State (Mar. 22-24) ... collected multiple hits in

back-to-back games at Texas A&M (Apr. 12-13) ... went 2-for-4 with two runs and a three-run home run in the series finale vs. Alabama (May 5), marking his first home run since Mar. 24 ... went 2-for-4 and drove in three runs with a triple and home run vs. North Alabama (May 14) ... hit .375 (12-for-32) in eight NCAA Tournament games ... led the team with three home runs and 13 RBI in the tournament ... went 4-for-5 with two runs, a home run and five RBI in the tournament opener vs. Coastal Carolina (May 31) ... his four hits matched a career high and his five RBI were the most since his Auburn debut a season ago ... hit a three-run, walk-off home run with two outs and two strikes in the bottom of the ninth inning vs. Georgia Tech (Jun. 1) ... the walk-off homer was Auburn's first in the NCAA Tournament since David Ross vs. Florida State in 1997 ... hit a game-winning, two-RBI double the following day to lead Auburn to its second straight regional championship (Jun. 2) ... was named the Atlanta Regional Most Valuable Player and Perfect Game National Player of the Week ... went 1-for-4 with a two-run homer in the first game of the Chapel Hill Super Regional (Jun. 8) ... collected a pair of hits in the second game (Jun. 9) and scored a pair of runs in the decisive game three (Jun. 10) ... went 3-for-7 in two College World Series games ... turned in two hits, including a double, in the College World Series vs. Louisville (Jun. 19).

CAREER HIGHS

At Bats:6, two times
Runs:4, three times
Hits:4, five times
RBI:7, vs. Longwood (2/17/18)
Doubles:2, vs. BYU (3/3/18)
Triples:1, three times
HR:1, 24 times
Hit Streak:6 (2018)
Reach Base:19 (2019)

MULTI-HIT GAMES

Year	2	3	4	5+	Total
2018	7	6	3	-	16
2019	14	2	1	-	17
2020	3	-	-	-	3
Totals	24	8	4	--	36

MULTI-RBI GAMES

Year	2	3	4	5+	Total
2018	8	4	2	1	15
2019	4	4	-	1	9
2020	3	1	-	-	4
Totals	15	9	2	2	28





2018 - FRESHMAN YEAR


Played and started in 65 games as a freshman ... ranked tied for second on the team with 12 home runs and third with 51 RBI ... his 12 home runs were the fourth most by an Auburn freshman and his 51 RBI were sixth ... hit .291 and led the team with a .409 on-base percentage ... was named to the SEC All-Freshman Team ... earned Freshman All-American honors from Collegiate Baseball, D1 Baseball and Perfect Game/Rawlings ... homered in his first collegiate at-bat and went 4-for-4 with three runs scored and seven RBI in his Auburn debut ... his seven RBI were the most by an Auburn player since 2011 ... turned in three hits and drove in three runs vs. Bryant (Feb. 23) ... went 7-for-12 with three runs, four doubles and four RBI in the series vs. BYU (Mar. 2-3) ... hit his third home run and went 3-for-5 with three RBI vs. Northeastern (Mar. 10) ... homered in back-to-back games vs. Texas A&M (Mar. 17-18), including a grand slam in a come-from-behind win Saturday ... turned in three multi-hit efforts in a spa of five games from Mar. 20-27 ... was named the SEC Freshman of the Week after going 6-for-10 with a home run, seven runs scored and eight RBI in a three-game sweep at Alabama (Apr. 20-21) ... went 4-for-4 with a double and home run vs. Samford (Apr. 24) ... homered in the series opener against Ole Miss (May 10) and LSU (May 17) ... was named to the Raleigh Regional All-Tournament Team after going 8-for-13 with a double, triple, home run and five RBI in three games ... went 4-for-4 with four runs scored, a double, home run and four RBI in the regional opening win vs. Northeastern (June 1) ... collected three hits and scored a pair of runs in the regional championship win vs. N.C. State (June 3) ... homered in the program's first super regional win vs. Florida (June 10) ... went 1-for-3 with a RBI in the decisive third game in Gainesville.

HIGH SCHOOL

Played for Jonathan Davis at Deerfield-Windsor High School in Albany, Ga. ... three-time All-State honoree ... 2017 Collegiate Baseball and Rawlings-Perfect Game First Team All-American ... 2016 Under Armour All-American ... rated the No. 2 catcher in Georgia and No. 3 catcher in the country by Perfect Game ... led Deerfield-Windsor to back-to-back state championships in 2015-16 ... hit .474 or higher in each of his final three seasons ... turned in a .504 average and hit 11 home runs as a junior ... hit .493 with seven home runs during his senior season ... set the Deerfield-Windsor single-season and career home run record ... member of Team USA 15U national team and 17U national team development program ... rated the No. 114 overall prospect heading into the draft ... was selected in the 35th round of the 2017 MLB Draft by the New York Yankees ... also starred in football ... All-State and All-Region running back/linebacker.

PERSONAL

Son of Steve and Melissa Williams ... has one sibling, Tesie ... studying in the College of Business.



ALL GAMES

Year	Avg	GP	GS	AB	R	H	2B	3B	HR	RBI	TB	SLG%	BB	HBP	SO	GDP	OB%	SF	SH	SB	ATT	PO	A	E	FLD%
2018	.291	65	65	244	54	71	10	1	12	51	119	.488	45	5	50	3	.409	2	0	1	1	147	15	3	.982
2019	.247	65	64	235	40	58	8	2	9	36	97	.413	38	3	64	2	.355	3	4	3	3	122	3	4	.969
2020	.275	13	12	40	7	11	4	0	2	12	21	.525	9	0	10	0	.400	1	0	0	0	6	0	0	1.000
TOTAL	.270	143	141	519	101	140	22	3	23	99	237	.457	92	8	124	5	.384	6	4	4	4	275	18	7	.977

SEC GAMES ONLY

Year	Avg	GP	GS	AB	R	H	2B	3B	HR	RBI	TB	SLG%	BB	HBP	SO	GDP	OB%	SF	SH	SB	ATT	PO	A	E	FLD%
2018	.255	30	30	106	23	27	0	0	6	20	45	.425	25	2	22	1	.403	1	0	1	1	54	4	2	.967
2019	.190	30	30	105	12	20	2	1	3	9	33	.314	15	1	32	1	.293	2	2	1	1	57	3	2	.968
2020	-	-	-	-	-	-	-	-	-	-	-	-	-	-	-	-	-	-	-	-	-	-	-	-	-
TOTAL	.223	60	60	211	35	47	2	1	9	29	78	.370	40	3	54	2	.350	3	2	2	2	111	7	4	.967



RANKIN WOLEY



POSITION
Infielder

CLASS
Graduate

BATS / THROWS
R/R

HEIGHT - WEIGHT
6-0 - 210

EXPERIENCE
2L

HOMETOWN
Atlanta, Ga.

HIGH SCHOOL
The Westminster School

PREVIOUS SCHOOL
Chattahoochee Valley

2021 – GRADUATE YEAR

Tabbed Second Team Preseason All-America by NCBWA and Third Team Preseason All-America by Collegiate Baseball ... earned First Team Preseason All-SEC honors, marking the second straight season to earn preseason attention from the conference.

2020 – SENIOR YEAR

Played and started in all 18 games at third base ... led the team in doubles (eight) and RBI (22) and was tied for the team lead with a .412 batting average ... ranked second on the team in hits (28) and tied for second in home runs (two) ... ranked tied for second in the league in doubles, third in hits, tied for third in RBI and tied for eighth in average and total bases ... also ranked in the top 20 in the NCAA in hits, doubles and RBI ... turned in a career-high four hits with two doubles in the second game of the season vs. Illinois-Chicago (Feb. 15) ... matched a career high with four RBI and turned in two more doubles vs. Oakland (Feb. 19) ... six of his eight doubles came in the first five games of the season ... turned in multiple hits in five straight games (Feb. 28 – Mar. 7) and went 11-for-19 with seven runs, two doubles, two home runs and 12 RBI during the span ... capped off his multi-hit performances by going 3-for-4 with three runs, a double, homer and four RBI in the series clincher vs. Chicago State (Mar. 7) ... drove in two or more runs in his third straight game in the series finale against the Cougars (Mar. 8) ... named the SEC Scholar Athlete of the Year and CoSIDA Academic All-America ... tabbed Third Team All-America by Collegiate Baseball ... became the second player in program history to be named All-America and Academic All-America in the same season (Casey Dunn, 1999).

2019 – JUNIOR YEAR

Played in 64 games and earned 64 starts at first base in his first season on The Plains ... led the team with 17 doubles and while ranking second in hits (71) and RBI (45) and third in average (.277) ... collected 20 multi-hit efforts and 13 multi-RBI performances ... reached base in 17 straight games to start the season and led the team with a .348 average ... drove in 18 runs in his first 16 games in an Auburn uniform ... turned in three-straight multi-hit games on back-to-back occasions from Feb. 17-20 and Mar. 1-2 ... led everyday position players with a .996 fielding percentage at first base ... went 1-for-3 with two runs, a walk, double and two RBI in his Auburn debut in the season opener vs. Georgia Southern (Feb. 15) ... went 3-for-3 with a run, double, triple and two RBI vs. Alabama A&M (Feb. 19) ... hit his first home run as an Auburn Tiger in the series finale at UCF (Feb. 24) ... went 6-for-13 with three runs, three doubles and six RBI vs. Cincinnati (Mar. 1-2) ... hit a pair of doubles and matched a season-high with three RBI in the middle game against the Bearcats ... collected four hits and drove in five runs in three games vs. UTSA (Mar. 8-9) ... went 2-for-3 with two runs, a walk and a home run in the series opener at Mississippi State (Mar. 22) ... matched a season-high with three hits at Georgia Tech (Apr. 16) ... went 3-for-4 with two doubles and three RBI in the series opener vs. Alabama (May 3) ... hit .314 and drove in nine runs in eight NCAA Tournament games ... went 2-for-5 with two runs and two RBI in the tournament opener vs. Coastal Carolina (May 31) ... hit a RBI single with two outs in the ninth to keep the game alive before Steven Williams' walk-off home run vs. Georgia Tech (Jun. 1) ... delivered the go-ahead, bases-clearing double in the eighth inning of Auburn's come-from-behind win in the super

CAREER HIGHS


At Bats: 7, vs. Arkansas (4/5/19)
Runs: 3, two times
Hits: 4, vs. Illinois-Chicago (2/15/20)
RBI: 4, two times
Doubles: 2, four times
Triples: 1, vs. Alabama A&M (2/19/19)
HR: 1, 5 times
Hit Streak: 10 (2020)
Reach Base: 17 (2019)

MULTI-HIT GAMES

Year	2	3	4	5+	Total
2019	16	4	-	-	20
2020	5	2	1	-	8
Totals	21	6	1	--	28

MULTI-RBI GAMES

Year	2	3	4	5+	Total
2018	9	4	-	-	13
2020	4	1	2	-	7
Totals	13	5	2	--	20





regional opener at North Carolina (Jun. 8), marking fourth straight game with a RBI ... went 3-for-6 with two more RBI in the decisive game three in Chapel Hill (Jun. 10) ... went 1-for-3 with a walk and run in the College World Series opener vs. Mississippi State (Jun. 16) ... has appeared in three straight world series — 2017 at LSU, 2018 at Chattahoochee Valley, 2019 at Auburn ... named to the SEC First-Year Academic Honor Roll and earned the NCAA Elite 90 Award for holding the highest GPA on the team.

2018 - JUNIOR COLLEGE

Played for Adam Thomas at Chattahoochee Valley ... hit .460 with 27 doubles, 11 home runs, 93 RBI and 58 runs scored ... set the single-season record for hits (93), doubles and RBI ... had multiple hits in 31 of 60 games played and drove in multiple runs in 26 contests ... was named NJCAA First Team All-American and the Alabama Community College Conference Player of the Year ... led his team to the ACCC Championship and was named to the ACCC All-Tournament Team ... earned All-Region Southeastern District First Team honors ... made the NJCAA Academic Honor Roll.

2017 - FRESHMAN AT LSU

Played in 26 games and earned eight starts for the national runner-up Tigers ... hit .267 with four doubles, one triple, five RBI and eight runs ... collected a double and two RBI in win vs. Grambling (Apr. 4) ... went 2-for-5 with a triple and RBI vs. Maryland (Feb. 25) ... doubled, drove in a run and scored two runs the following day against the Terrapins ... was a member of the 2017 SEC Academic Honor Roll.

HIGH SCHOOL

Four-year starter and two-way player for Chad Laney at The Westminster School ... completed his career as the school's all-time leader in every offensive category, including 30 home runs ... was rated as the No. 141 player in the country by Perfect Game ... recorded 10 homers, a .941 slugging percentage and a .578 on-base percentage ... also posted a 1.05 ERA with 32 strikeouts and five saves in 20 innings pitched ... led Westminster to its first baseball state championship in 41 years in 2016 ... named 2016 3A Player of the Year, First Team All-State, Louisville Slugger All-American and to the USA today All-USA Team ... also led the school to its first football state championship in 37 years as a two-way starter at quarterback and safety ... was a member of the National Honor Society.

PERSONAL

Son of Darrin and Rena Woley ... has three siblings, Grayson, Turner and Hayes ... comes from a line of athletes — father, Darrin was on the swimming and diving team at Arizona State; grandfather, Paul, was a record-setting track & field athlete at Missouri-Rolla; great grandfather, Lewis Critchlow, played in the St. Louis Cardinals organization ... enrolled in College of Business.



ALL GAMES

Year	Avg	GP	GS	AB	R	H	2B	3B	HR	RBI	TB	SLG%	BB	HBP	SO	GDP	OB%	SF	SH	SB	ATT	PO	A	E	FLD%
2019	.277	64	64	256	36	71	17	1	3	45	99	.387	19	5	68	10	.336	3	0	2	2	514	42	2	.996
2020	.412	18	18	68	13	28	8	0	2	22	42	.618	8	2	14	0	.487	0	0	0	0	6	33	4	.907
TOTAL	.306	82	82	324	49	99	25	1	5	67	141	.435	27	7	82	10	.368	3	0	2	2	520	75	6	.990

SEC GAMES ONLY

Year	Avg	GP	GS	AB	R	H	2B	3B	HR	RBI	TB	SLG%	BB	HBP	SO	GDP	OB%	SF	SH	SB	ATT	PO	A	E	FLD%
2019	.231	29	29	117	9	27	4	0	2	13	37	.316	6	2	28	3	.280	0	0	1	1	231	20	0	1.000
2020	-	-	-	-	-	-	-	-	-	-	-	-	-	-	-	-	-	-	-	-	-	-	-	-	-
TOTAL	.231	29	29	117	9	27	4	0	2	13	37	.316	6	2	28	3	.280	0	0	1	1	231	20	0	1.000



RYAN #17
DYAL C
 6-0 • 190 • R-Fr. • HS
 Senoia, Ga. (East Coweta)
 L/R

2020 – FRESHMAN YEAR

Did not play due to injury.

HIGH SCHOOL

Rated the No. 226 overall player in the 2019 class according to Perfect Game ... tabbed the No. 23 overall player and No. 3 catcher in Georgia ... named a 2018 Perfect Game Preseason Underclass Second Team All-American and 2019 Perfect Game Preseason All-American Honorable Mention ... named to the Top Prospect List at the 2018 Perfect Game National Showcase and 2017 Jr. National Showcase ... competed in the 2016 and 2017 Perfect Game Underclass All-American Games ... earned All-Tournament Team honors at the 2016 WWBA World Championship as well as the 2017 and 2018 WWBA National Championships ... three-time First Team All-Region and All-State honoree at East Coweta.

PERSONAL

Son of Sandy and Mike Dyal ... has three siblings, Matthew and Steven Dyal and Jessica Vizcarra.



COLE #7
FOSTER IF
 6-1 • 190 • Fr. • HS
 Plano, Texas (Plano Senior)
 S/R

2021 – FRESHMAN YEAR

Rated by Perfect Game as the No. 7 overall prospect and No. 4 college prospect for the 2023 MLB Draft.

HIGH SCHOOL

Product of Plano Senior High School and the Dallas Tigers ... rated by Prep Baseball Report as the No. 26 overall player in the class, including the No. 5 player in Texas ... tabbed the No. 71 rated high school prospect by Baseball America, including the sixth-best player in Texas, and the No. 169 player in the class by Perfect Game, including the 14th best in his home state ... ranked the No. 166 overall prospect in the 2020 MLB Draft by Baseball America ... named a 2019 Perfect Game Preseason First Team All-American ... competed for the Texas Rangers Area Code Team ... named the District Newcomer of the Year after hitting .405 as a freshman at Plano ... went on to be named Second Team All-District as a sophomore and hit .305 with a .452 on-base percentage as a junior.

PERSONAL

Son of Toby and Kathy Foster ... has two siblings, Corbin and Caden.




CARTER #12
FREDERICK OF/RHP
 6-4 • 225 • Fr. • HS
 Chelsea, Ala. (Chelsea)
 R/R

HIGH SCHOOL

Product of Chelsea High School and Dulin's Dodgers ... rated by Perfect Game as a top 350 player nationally and the No. 13 player in the state ... named a 2019 Perfect Game Preseason Third Team All-American and to the 2019 WWBA World Championship All-Tournament Team ... won a BCS or WWBA Championship in each of the last three seasons ... a two-way player at Chelsea, he earned 2019 ASWA Class 6A Honorable Mention All-State honors after hitting .387 with 15 doubles, four home runs and 38 RBI as a junior346 career hitter at the high school level and also made 16 appearances on the mound ... two-time all-county honoree and was named the 2019 Shelby County Offensive Player of the Year ... made the 2019 AL.com All-Birmingham Team and competed in the AHSAA North/South All-Star Game.

PERSONAL

Son of Scott and Janet Frederick ... has one sister, Lauren.



JOSEPH #45
GONZALEZ RHP
 6-4 • 215 • Fr. • HS
 Humacao, P.R. (Leadership Christian Academy)
 R/R

HIGH SCHOOL

Product of Leadership Christian Academy and the San Diego Padres Scout Team ... rated by Perfect Game as a top-500 prospect and the No. 12 player in his country, including the No. 4 right-hander ... member of the National roster in the 2019 Under Armour All-America Game played a Wrigley Field and pitched a scoreless inning of relief with a strikeout ... named a 2019 Perfect Game Preseason Honorable Mention All-American and a 2020 Perfect Game Preseason First Team All-Region.

PERSONAL

Son of Jose Gonzalez and Luz Silva ... has one brother, Jaycob.



JOSH HALL #2 OF
 5-9 • 185 • R-So. • 1L
 Homewood, Ala. (Ole Miss)
 L/R

2020 - SOPHOMORE YEAR

Transferred to Auburn in January 2020 ... sat out the season due to transfer restrictions.

2019 - FRESHMAN AT OLE MISS

Appeared in 54 games, starting nine (seven in CF, two in RF) ... hit .171 with one triple and one home run ... scored 12 runs and drove in seven ... was 10-for-11 on stolen bases, finishing two shy of the Rebels' single-season freshman mark ... made Rebel debut and scored one run 2019 season opener against Wright State (2/15) ... stole first career base at Tulane (2/22) ... stole a base and scored a run in series finale at Tulane (2/24) ... scored runs in wins over Long Beach State (3/1, 3/2) and Little Rock (3/5) ... recorded first career hit, a home run, going 1-for-1 with two runs scored and two RBI against Arkansas-Pine Bluff (3/20) ... picked up second career hit against Southern Miss, going 1-for-1 with a run scored (4/9) ... made first career start against Memphis, going 1-for-2 with a walk and an RBI (4/16) ... notched first career triple at Auburn (4/19) ... recorded game-winning hit, driving in two runs and scoring a run in extra innings in series finale at LSU (5/5).

HIGH SCHOOL

Lettered all four years at Homewood High School in under head coach Lee Hall ... played center field for the Patriots ... holds the record for most stolen bases in the United States after a career that saw him swipe 224 bags ... batted over .400 all four years of high school ... named First Team-All American in 2016, 2018 and Second Team All-American in 2017 (Collegiate Baseball) ... was honored with the Alabama 6A Player of the Year Award in 2018 after a senior campaign that saw Hall hit .500 with 16 RBI, four home runs, and a nation-best 82 stolen bases ... broke his own single-season record of 81 stolen bases his sophomore year with 82 his senior year ... honored with First Team All-State honors in 2016 and 2018, USA Today First Team All-Alabama in 2018 and Second team in 2016, Second Team All-State in 2017, Super All-State in 2018, and ABCA All-Region Team in 2018.

PERSONAL

Son of Lee and Leanne Hall ... Has two brothers, Carson and Jay, and one sister, Abby.



CAM HILL #16 LHP/IF
 6-3 • 210 • Fr. • HS
 Madison, Ala. (Bob Jones)
 L/L

2021 - FRESHMAN YEAR

Rated by Perfect Game as the No. 36 college prospect for the 2023 MLB Draft.

HIGH SCHOOL

Product of Bob Jones High School and Team Georgia National ... top-rated southpaw in Alabama and the No. 8 overall player in the state, according to Perfect Game ... is a top-300 player nationally and was named a 2019 Perfect Game Preseason Third Team All-American ... participated in the 2019 Perfect Game National Showcase and helped lead Team Georgia to a WWBA 18U National Championship ... named ASWA First Team All-State in each of the last two seasons ... turned in a combined 14-4 record and 1.96 ERA while also hitting 32 doubles, 22 home runs and 95 RBI at the plate during his final three campaigns ... 2019 AL.com Super All-State Team selection and competed in the 2019 AHSAA North vs. South All-Star Game ... earned Preseason All-America honors from Collegiate Baseball Newspaper in 2019.

PERSONAL

Son of Jamie and Denise Hill ... has one brother, Cole .. his dad pitched at Middle Tennessee State against Auburn and Tim Hudson on February 22, 1997 and got the no-decision ... he spent three seasons in the Texas Rangers organization ... his brother was a walk-on wide receiver on the Alabama football team in 2019.



BOBBY PEIRCE #6 OF
 6-2 • 195 • R-So. • JC
 Scottsdale, Ariz. (South Mountain)
 R/R

JUNIOR COLLEGE

Played two seasons at South Mountain ... went 3-for-11 with a double and two RBI prior to getting injured his sophomore season ... played in 56 games as a freshman and turned in a .315 average with eight doubles, four triples, eight home runs and 44 RBI, leading the team in home runs and RBI ... also drew 27 walks, stole seven bases and scored 34 runs en route to being named Second Team All-Conference ... rated by Perfect Game as the No. 38 junior college prospect in the country.

HIGH SCHOOL

Product of Arcadia High School and the Canyon Thunder ... turned in a .388 average in his final two seasons at Arcadia ... totaled 12 doubles, six triples, four home runs and 38 RBI in 42 games as a junior and senior ... was also a four-year letterwinner on the Arcadia golf team ... was the low freshman at state for all D1 and D2 teams and helped lead the team to a state championship while finishing in the top five individually as a senior.

PERSONAL

Son of Bob and Wendy Peirce ... has one sister, Kelly.



BEN #13
SCHORR C
 6-1 • 205 • Fr. • HS
 Columbus, Ga. (Columbus)
 R/R

HIGH SCHOOL

Product of Columbus High School and the East Coast Sox Select ... rated by Perfect Game as the No. 3 catcher in Georgia ... participated in the Perfect Game National Showcase on a pair of occasions and was named to the 2018 Jr. National Showcase Top Prospect Team ... competed in the 2018 Perfect Game Underclass All-American Game and was named a 2019 Preseason Third Team All-American ... played and started in 68 games while turning in nine home runs and 53 RBI as a sophomore and junior ... two-time Columbus Ledger-Enquirer All-Bi City and Georgia Dugout All-State honoree ... helped lead his team to the 4A Regional Final in three straight seasons and the state quarterfinals twice.

PERSONAL

Son of Doug and Ainslie Schorr ... has two siblings, Stanton and Gigi ... his brother, Staton, is a professional golfer and his sister, Gigi, is a senior on the Alabama women's soccer team.



KADE #11
SNELL LHP
 6-1 • 225 • Fr. • HS
 Dothan, Ala. (Wicksburg)
 R/R

HIGH SCHOOL

Product of Wicksburg High School and the Duluth Noles ... rated by Perfect Game as the No. 3 southpaw in the state and the No. 29 overall player ... named a 2019 Perfect Game Preseason High Honorable Mention All-American ... went 8-3 on the mound during his sophomore and junior season, including a 5-0 mark as a sophomore ... posted ERAs of 1.57 and 2.18, respectively ... struck out a combined 160 batters in 94.1 innings during the span ... two-time Class 3A All-State honoree was also a threat at the plate for Wicksburg, turning in averages of .438 as a sophomore and .453 as a junior ... drove in 37 runs as a sophomore and struck out just two times in 78 at-bats as a junior.

PERSONAL

Son of Marty and Kelley Snell ... has one brother, Tucker, who also attends Auburn.



JACK #36
SOKOL RHP
 6-4 • 192 • Fr. • HS
 New Albany, Ohio (New Albany)
 R/R

HIGH SCHOOL

Product of New Albany High School and the Ohio Elite ... rated the No. 4 player in Ohio according to Prep Baseball Report and the No. 6 player in the state according to Perfect Game ... named a 2019 Perfect Game Preseason High Honorable Mention All-American ... posted a career 19-1 record and 1.50 ERA ... posted an 8-1 record and 1.04 ERA as a junior in 2019 and went on to earn a number of awards, including being named the Ohio Capital Conference Player of the Year, This Week Ohio News Player of the Year and All-Metro Columbus Ohio Player of the Year ... also a two-time All-Conference and All-District honoree ... helped lead his team to back-to-back conference and district championships ... broke the New Albany High School record for wins in a season by going 9-0 as a sophomore in 2018 ... success continued with Ohio Elite as he posted a 5-1 record and 1.36 ERA while leading his team to four of seven tournament championships.

PERSONAL

Son of Tim and Jackie Sokol ... has three siblings, Lauren, Mike and Joe ... his twin brother, Mike, is a freshman pitcher on the Ohio State baseball team.



CARSON #32
SWILLING RHP
 6-1 • 185 • Fr. • HS
 Smiths Station, Ala. (Smiths Station)
 R/R

HIGH SCHOOL

Product of Smiths Station High School and the East Cobb Astros ... rated by Perfect Game as the No. 166 player in the country and the No. 2 player in Alabama ... named a 2019 Perfect Game Preseason Third Team All-American and a member of the 2019 Perfect Game National Showcase Top Prospect Team ... hit .396 with six doubles, a homer and 10 RBI in his shortened senior season at Smiths Station ... went 2-1 with a 1.27 ERA in 22 innings pitched and four starts ... hit .367 with 11 doubles, two home runs, 27 RBI and 15 stolen bases as a junior ... also saw some time on the mound and turned in a 1.00 ERA with 15 strikeouts and four saves in 9.0 innings pitched ... one of 80 high school players selected to participate in the Prospect Development Pipeline League ... went on to earn a roster spot for the first-ever MLB High School All-Star Game and threw a scoreless inning at the Cleveland Indians' Progressive Field.

PERSONAL

Son of Eric and Cindy Swilling ... has two siblings, Lori Bowers and Hunter Swilling ... his brother, Hunter, played baseball at Samford and spent two seasons in the Detroit Tigers organization.





PEYTON #24

SYBRANDT C

6-3 • 210 • Fr. • HS
 Baton Rouge, La. (Episcopal School)
 L/R

HIGH SCHOOL

Product of Episcopal School of Baton Rouge and the Louisiana Knights ... rated a top-500 recruit and the No. 3 catcher in Louisiana according to Perfect Game ... hit .400 with two home runs and 12 RBI before COVID-19 halted his senior season after eight games ... earned All-District and All-State honors as a junior ... also lettered in basketball in 2019.

PERSONAL

Son of Mark and Melissa Sybrandt ... Has one brother, Austin.



BRYSON #8

WARE IF

6-2 • 195 • So. • JC
 Madison, Miss. (Pearl River)
 R/R

2021 – FRESHMAN YEAR

Rated by Perfect Game as the No. 111 overall prospect and No. 77 college prospect for the 2022 MLB Draft.

JUNIOR COLLEGE

Played in 16 games and hit .321 with five home runs and 17 RBI during his COVID-shortened freshman season ... also scored 14 runs and stole four bases ... listed as the No. 9 JUCO draft prospect by Perfect Game and Baseball America.

HIGH SCHOOL

Product of Germantown High School and the Mississippi Rays ... hit .477 with nine doubles, four triples, eight home runs and 26 RBI as a senior at Germantown ... drew 25 walks and struck out just seven times ... set the Germantown single-season records for runs (45), home runs, batting average and OPS (1.541) ... also holds the Germantown career record for home runs ... named First Team All-State by the Mississippi Coaches Association and the Clarion Ledger ... also named a MHSAA 5A All-Star.

PERSONAL

Son of Nelson and Teresa Ware ... has two siblings, Conner Ware and Jessica Hollingsworth.



2020 Auburn Baseball
Overall Statistics for Auburn (as of Mar 11, 2020)
(All games Sorted by Batting avg)



Record: 13-5 Home: 13-5 Away: 0-0 SEC: 0-0

Player	avg	gp-gs	ab	r	h	2b	3b	hr	rbi	tb	slg%	bb	hp	so	gdp	ob%	sf	sh	sb-att	po	a	e	fld%	
4 Woley, Rankin	.412	18-18	68	13	28	8	0	2	22	42	.618	8	2	14	0	.487	0	0	0-0	6	33	4	.907	
6 Scheffler, Matt	.412	16-16	51	18	21	4	0	1	14	28	.549	8	4	4	0	.516	1	1	1-1	159	15	2	.989	
9 Bliss, Ryan	.377	18-18	77	21	29	7	2	2	17	46	.597	5	1	5	0	.412	2	0	5-7	27	31	0	1.000	
5 Howell, Kason	.359	11-10	39	8	14	7	0	0	6	21	.538	3	1	6	0	.419	0	0	0-0	15	0	0	1.000	
19 Moore, Brody	.339	17-14	56	11	19	1	1	0	9	22	.393	7	1	7	1	.415	1	0	5-5	31	19	0	1.000	
24 Davis, Conor	.339	18-18	59	17	20	6	0	3	14	35	.593	13	1	9	1	.442	4	0	0-1	125	7	0	1.000	
1 Ward, Judd	.315	18-18	73	16	23	6	1	2	17	37	.507	8	0	17	0	.365	4	3	2-3	16	0	0	1.000	
41 Williams, Steven	.275	13-12	40	7	11	4	0	2	12	21	.525	9	0	10	0	.400	1	0	0-0	6	0	0	1.000	
3 Brown, Brayton	.267	14-7	30	6	8	2	0	1	4	13	.433	5	1	10	1	.389	0	0	0-0	6	2	0	1.000	
47 Farquhar, Garrett	.263	13-10	38	15	10	2	0	0	10	12	.316	10	2	5	2	.440	0	1	1-1	17	19	3	.923	
10 Miller, Tyler	.229	12-9	35	9	8	0	1	0	5	10	.286	6	0	7	0	.333	1	0	0-0	5	1	0	1.000	

34 Shenker, John Sam	.318	11-6	22	5	7	1	0	0	6	8	.364	6	3	8	0	.516	0	0	0-0	6	0	0	1.000	
13 Greer, Mason	.300	7-0	10	2	3	2	0	0	4	5	.500	1	0	0	0	.364	0	0	0-0	2	1	1	.750	
28 LaRue, Nate	.294	8-3	17	6	5	1	0	0	2	6	.353	2	0	1	0	.350	1	0	0-0	44	5	1	.980	
25 Ceccoli, Johnny	.231	8-2	13	3	3	0	0	1	4	6	.462	2	0	5	0	.333	0	0	0-0	0	0	0	.000	
16 Turner, Austin	.125	10-1	8	1	1	0	0	0	1	1	.125	1	0	4	0	.222	0	0	0-0	7	0	0	1.000	
11 Hall, Chase	.000	3-0	0	0	0	0	0	0	1	0	.000	1	0	0	0	.500	1	0	0-0	3	0	0	1.000	
Totals	.330	18	636	158	210	51	5	14	148	313	.492	95	16	112	5	.421	16	5	14-18	480	149	11	.983	
Opponents	.224	18	567	56	127	27	1	9	50	183	.323	63	8	209	9	.307	7	6	12-20	444	136	25	.959	

LOB - Team (166), Opp (117). DPs turned - Team (12), Opp (8). CI - Team (2), Scheffler, M 2. IBB - Team (2), Davis, Co. 1, Bliss, R. 1, Opp (1). Picked off - Williams, S. 1.

(All games Sorted by Earned run avg)

Player	era	w-l	app	gs	cg	sho	sv	ip	h	r	er	bb	so	2b	3b	hr	b/avg	wp	hp	bk	sfa	sha		
20 Greenhill, Cody	0.00	0-0	4	0	0	0/1	2	12.2	5	0	0	1	17	0	0	0	.122	0	1	0	0	0		
8 Horn, Bailey	2.08	3-1	4	4	0	0/3	0	17.1	17	4	4	5	27	3	0	1	.266	0	1	0	0	1		
32 Burns, Tanner	2.42	3-1	4	4	0	0/1	0	22.1	15	8	6	7	32	5	0	2	.188	2	0	0	0	0		
43 Fitts, Richard	2.77	1-0	6	1	0	0/2	0	13.0	9	4	4	5	16	2	0	1	.200	1	1	1	1	0		
44 Owen, Jack	3.43	3-1	4	4	0	0/0	0	21.0	17	10	8	5	25	5	0	3	.215	1	0	0	1	1		

22 Wade, Garrett	0.00	0-0	4	0	0	0/1	0	4.0	1	0	0	4	5	0	0	0	.100	0	0	0	0	0		
29 Skipper, Carson	1.00	0-0	7	0	0	0/2	0	9.0	5	1	1	3	12	2	0	0	.167	1	0	0	0	0		
27 Thomas, Seb	1.17	0-0	7	0	0	0/1	0	7.2	4	1	1	4	6	2	0	0	.160	0	0	0	0	0		
37 Watson, Ryan	1.23	0-0	5	0	0	0/0	0	7.1	4	1	1	1	7	1	0	0	.160	2	1	0	1	0		
40 Burkhalter, Blake	2.08	0-0	4	0	0	0/1	0	4.1	6	1	1	3	3	0	0	0	.462	0	0	0	1	1		
14 Fuller, Brooks	2.25	1-1	3	2	0	0/2	0	8.0	11	3	2	1	7	1	0	0	.333	1	1	0	0	0		
46 Reynolds, Jackson	3.00	0-0	3	0	0	0/0	0	3.0	3	1	1	2	3	0	0	0	.273	1	1	0	0	0		
18 Barnett, Mason	3.52	0-0	6	0	0	0/3	0	7.2	5	4	3	3	16	1	1	0	.192	1	1	0	1	0		
26 Mullins, Hayden	3.68	1-0	5	0	0	0/2	0	7.1	4	3	3	6	10	0	0	1	.174	1	0	0	1	1		
21 Bright, Trace	8.38	1-1	3	3	0	0/0	0	9.2	10	9	9	7	12	3	0	1	.278	2	1	0	0	2		
38 Baker, Drew	9.53	0-0	6	0	0	0/0	0	5.2	11	6	6	6	11	2	0	0	.423	4	0	0	1	0		
Totals	2.81	13-5	18	18	0	5/5	2	160.0	127	56	50	63	209	27	1	9	.224	17	8	1	7	6		
Opponents	7.72	5-13	18	18	0	0/0	3	148.0	210	158	127	95	112	51	5	14	.330	29	16	4	16	5		

PB - Team (5), Scheffler, M 5, Opp (2). Pickoffs - Team (7), Scheffler, M 3, Owen, J. 1, Burkhalter 1, Bright, T. 1, Fitts, R. 1, Opp (1). SBA/ATT - Scheffler, M (6-9), LaRue, N. (6-9), Bright, T. (4-5), Burns, T. (2-3), Thomas, S. (1-2), Fitts, R. (1-2), Reynolds, J. (0-1), Horn, B. (0-1), Greenhill, C (1-1), Fuller, B. (1-1), Watson, R. (1-1), Baker, D. (0-1), Burkhalter (1-1), Mullins, H. (0-1).



2020 PITCHING NOTES

2020 BULLPEN BY NUMBERS

Total App.....	57
Saves/Opp.....	2/2
IR/IRS.....	18/8
BA Against.....	.215
ERA.....	2.40

SAVES/OPP

Cody Greenhill.....	2/2
---------------------	-----

INHERITED RUNNERS/SCORED

Drew Baker.....	0/0
Mason Barnett.....	2/0
Blake Burkhalter.....	3/2
Richard Fitts.....	3/2
Brooks Fuller.....	0/0
Cody Greenhill.....	0/0
Hayden Mullins.....	5/4
Jackson Reynolds.....	0/0
Carson Skipper.....	1/0
Seb Thomas.....	1/0
Ryan Watson.....	2/0

1ST BATTER FACED/RETIRED

Drew Baker.....	6/1
Mason Barnett.....	6/4
Blake Burkhalter.....	4/2
Brooks Fuller.....	1/1
Richard Fitts.....	5/2
Cody Greenhill.....	4/4
Hayden Mullins.....	5/4
Jackson Reynolds.....	3/1
Carson Skipper.....	7/5
Seb Thomas.....	7/6
Garrett Wade.....	4/2
Ryan Watson.....	5/3

RELIEF ERA

Brooks Fuller.....	0.00
Cody Greenhill.....	0.00
Garrett Wade.....	0.00
Carson Skipper.....	1.00
Seb Thomas.....	1.17
Ryan Watson.....	1.23
Blake Burkhalter.....	2.08
Jackson Reynolds.....	3.00
Mason Barnett.....	3.52
Hayden Mullins.....	3.68
Richard Fitts.....	4.50
Drew Baker.....	9.53

BP SCORELESS IP (current/long)

Drew Baker.....	1.1	2.1
Mason Barnett.....	7.0	7.0
Blake Burkhalter.....	2.1	2.1
Tanner Burns.....	--	0.1
Richard Fitts.....	--	11.1
Brooks Fuller.....	2.0	5.0
Peyton Glavine.....	--	4.1
Cody Greenhill.....	14.0	14.0
Bailey Horn.....	--	6.2
Hayden Mullins.....	4.2	4.2
Jack Owen.....	1.2	7.1
Jackson Reynolds.....	1.1	1.1
Carson Skipper.....	--	9.0
Seb Thomas.....	5.0	5.0
Garrett Wade.....	7.1	7.1
Ryan Watson.....	3.2	8.0

2020 Auburn Baseball
Team Game-by-Game for Auburn (as of Jan 28, 2021)
Pitching (All games)

Date	Opponent	ip	h	r	er	bb	so	2b	3b	hr	wp	bk	hbp	dp	ibb	score	w-l	sv	era
Feb 14	ILLINOIS-CHICAGO	9.0	4	3	3	2	13	1	0	1	1	0	0	0	0	5-3	1-0	1	3.00
Feb 15	ILLINOIS-CHICAGO	9.0	7	1	1	6	11	0	0	1	0	0	0	2	0	18-1	2-0	1	2.00
Feb 15	ILLINOIS-CHICAGO	9.0	8	3	3	5	14	1	1	0	2	0	0	1	0	7-3	3-0	1	2.33
Feb 16	ILLINOIS-CHICAGO	7.0	4	0	0	2	11	0	0	0	0	0	0	1	0	14-0	4-0	1	1.85
Feb 19	OAKLAND	9.0	6	1	1	4	13	1	0	1	2	0	0	0	0	17-1	5-0	1	1.67
Feb 21	UCF	9.0	9	3	2	1	10	1	0	1	1	0	1	2	0	1-3	5-1	1	1.73
Feb 22	UCF	9.0	8	7	6	2	11	4	0	1	1	0	0	0	0	3-7	5-2	1	2.36
Feb 23	UCF	9.0	17	12	12	5	12	4	0	2	3	0	0	0	0	2-12	5-3	1	3.60
Feb 25	ALABAMA A&M	9.0	6	0	0	1	10	1	0	0	0	0	0	1	0	10-0	6-3	1	3.19
Feb 26	ALABAMA A&M	9.0	7	6	6	5	12	2	0	0	2	0	1	0	0	12-6	7-3	1	3.48
Feb 28	WRIGHT STATE	9.0	6	2	1	3	14	3	0	0	0	0	0	1	0	7-2	8-3	2	3.25
Feb 29	WRIGHT STATE	9.0	11	6	5	2	13	4	0	1	0	0	1	0	0	20-6	9-3	2	3.40
Mar 01	WRIGHT STATE	9.0	6	0	0	5	13	1	0	0	0	0	0	1	0	6-0	10-3	2	3.13
Mar 06	CHICAGO STATE	9.0	1	0	0	3	13	0	0	0	0	0	0	0	0	6-0	11-3	2	2.90
Mar 07	CHICAGO STATE	9.0	5	2	2	3	8	2	0	0	1	0	0	0	0	16-2	12-3	2	2.84
Mar 08	CHICAGO STATE	9.0	6	0	0	1	16	0	0	0	0	0	1	1	0	9-0	13-3	2	2.66
Mar 10	GEORGIA TECH	9.0	8	6	4	3	11	1	0	1	1	1	3	2	0	2-6	13-4	2	2.74
Mar 11	WOFFORD	9.0	8	4	4	10	4	1	0	0	3	0	1	0	1	3-4	13-5	2	2.81
Totals		160.0	127	56	50	63	209	27	1	9	17	1	8	12	1	158-56	13-5	2	2.81

AUBURN STARTING PITCHER BREAKDOWN

Starter	GS	Quality Starts	Run Support	RS/Start	Auburn Record
T. Burns	4	1	18	4.5	3-1
B. Horn	4	1	25	6.3	3-1
J. Owen	4	1	36	9.0	3-1
T. Bright	3	0	11	3.7	2-1
B. Fuller	2	0	5	2.5	1-1
R. Fitts	1	0	6	6.0	1-0

Auburn Overall Rankings

Category	Rank	No.
ERA	17th	2.81
Opp BA	10th	.224
Hits Allowed	10th	127
Walks	T-11th	63
Strikeouts	3rd	209

Auburn SEC-Only Rankings

Category	Rank	No.
ERA	--	--
Opp BA	--	--
Hits Allowed	--	--
Walks	--	--
Strikeouts	--	--

AUBURN PITCHING BREAKDOWN

	W-L	ERA	IP	H	R	ER	BB	K	HR	AVG	W-L	ERA	IP	H	R	ER	BB	K	HR	AVG	
STARTERS	12-5	3.21	81.1	70	34	29	28	107	7	.232	HOME	13-5	2.81	160.0	127	56	50	63	209	9	.224
RELIEVERS	1-0	2.40	78.2	57	22	21	35	102	2	.215	ROAD	--	--	--	--	--	--	--	--	--	--
TOTALS	13-5	2.81	160.0	127	56	50	63	209	9	.224	NEUT.	--	--	--	--	--	--	--	--	--	--



2020 HITTING NOTES

2020 MULTI-HIT GAMES

Table with columns 2, 3, 4, 5+, Total. Rows include Ryan Bliss, Rankin Woley, Matt Scheffler, Brody Moore, Judd Ward, Conor Davis, Kason Howell, Garrett Farquhar, Steven Williams, Johnny Ceccoli, J.S. Shenker.

CAREER MULTI-HIT GAMES

Table with columns 2, 3, 4, 5+, Total. Rows include Conor Davis, Steven Williams, Ryan Bliss, Judd Ward, Rankin Woley, Matt Scheffler, Kason Howell, Brody Moore, Garrett Farquhar, Johnny Ceccoli, J.S. Shenker.

2020 MULTI-RBI GAMES

Table with columns 2, 3, 4, 5+, Total. Rows include Rankin Woley, Ryan Bliss, Conor Davis, Judd Ward, Steven Williams, Brody Moore, Johnny Ceccoli, Garrett Farquhar, Matt Scheffler, J.S. Shenker, Mason Greer, Kason Howell, Tyler Miller.

CAREER MULTI-RBI GAMES

Table with columns 2, 3, 4, 5+, Total. Rows include Conor Davis, Steven Williams, Rankin Woley, Ryan Bliss, Judd Ward, Matt Scheffler, Kason Howell, Brody Moore, Johnny Ceccoli, Garrett Farquhar, J.S. Shenker, Mason Greer, Chase Hall, Tyler Miller.

CAREER STARTS

Table with columns Career, Consec. Rows include Conor Davis, Steven Williams, Judd Ward, Ryan Bliss, Rankin Woley, Matt Scheffler, Kason Howell, Brody Moore, Garrett Farquhar, Tyler Miller, Brayton Brown, Chase Hall, J.S. Shenker, Nate LaRue, Johnny Ceccoli, Austin Turner.

TEAM NOTES

Table comparing Auburn Overall SEC Rankings and Auburn SEC-Only Rankings for Avg., Hits, 2B, HR, BB.

2020 AUBURN HOME RUNS

Table with columns No., Player (#), Opponent (Date), On Outs Inn., Pitcher. Lists home runs by player and opponent.

AUBURN CAREER HOME RUN BREAKDOWN

Table with columns 1R, 2R, 3R, GS, Career, Home, Road, Last. Breakdown of career home runs by player.

HITTING STREAKS

Table with columns Current, '20, Career. Lists hitting streaks for Rankin Woley, Conor Davis, Ryan Bliss, Brody Moore, Matt Scheffler, Kason Howell, Judd Ward, Tyler Miller, J.S. Shenker, Steven Williams, Brayton Brown, Garrett Farquhar, Johnny Ceccoli, Nate LaRue, Mason Greer, Austin Turner, Chase Hall.

REACHED BASE STREAKS

Table with columns Current, '20, Career. Lists reached base streaks for Conor Davis, Rankin Woley, Steven Williams, Ryan Bliss, Brody Moore, J.S. Shenker, Judd Ward, Kason Howell, Matt Scheffler, Brayton Brown, Garrett Farquhar, Tyler Miller, Johnny Ceccoli, Mason Greer, Nate LaRue, Chase Hall, Austin Turner.

BUNT HITS

Table with columns Player, No. Lists bunt hits for Ryan Bliss and a total of 2.

SAC BUNTS

Table with columns Player, No. Lists sac bunts for Judd Ward, Garrett Farquhar, Matt Scheffler and a total of 5.

SAC FLIES

Table with columns Player, No. Lists sac flies for Conor Davis, Judd Ward, Ryan Bliss, Chase Hall, Nate LaRue, Tyler Miller, Brody Moore, Matt Scheffler, Steven Williams and a total of 16.

OUTFIELD ASSISTS

Table with columns Player, No. Lists outfield assists for Brayton Brown, Brody Moore and a total of 3.

PINCH HITS

Table with columns Player, No. Lists pinch hits for Brayton Brown, Mason Greer, Johnny Ceccoli, Tyler Miller, J.S. Shenker and a total of 11.





2020 GAME-BY-GAME HITTING

2020 Auburn Baseball
Team Game-by-Game for Auburn (as of Jan 28, 2021)
Batting (All games)

Date	Opponent	ab	r	h	rbi	2b	3b	hr	tb	bb	ibb	sb	cs	hbp	sac	sf	gdp	k	po	a	e	lob	avg
Feb 14	ILLINOIS-CHICAGO	29	5	9	5	4	1	0	15	4	0	0	1	1	1	1	0	2	27	3	0	7	.310
Feb 15	ILLINOIS-CHICAGO	41	18	17	18	5	1	1	27	3	0	0	0	5	0	1	0	5	27	10	1	8	.371
Feb 15	ILLINOIS-CHICAGO	33	7	11	7	4	0	0	15	3	0	1	0	0	0	2	0	10	27	4	1	7	.359
Feb 16	ILLINOIS-CHICAGO	33	14	13	13	4	0	0	17	9	0	1	0	1	0	2	0	2	21	6	0	10	.368
Feb 19	OAKLAND	40	17	16	16	5	0	1	24	9	0	1	2	2	0	1	0	10	27	10	0	11	.375
Feb 21	UCF	33	1	6	1	0	0	1	9	2	0	2	0	1	0	0	0	11	27	12	1	8	.344
Feb 22	UCF	36	3	8	3	1	1	0	11	3	1	0	0	1	0	1	0	12	27	8	3	11	.327
Feb 23	UCF	32	2	7	2	1	0	0	8	5	0	1	0	0	0	1	1	10	27	8	0	9	.314
Feb 25	ALABAMA A&M	35	10	11	9	1	0	2	18	3	0	1	0	1	0	1	0	3	27	8	1	6	.314
Feb 26	ALABAMA A&M	36	12	14	10	4	0	2	24	7	0	3	0	0	0	1	1	4	27	9	2	8	.322
Feb 28	WRIGHT STATE	33	7	10	7	3	0	2	19	4	0	0	0	0	0	0	1	4	27	9	0	6	.320
Feb 29	WRIGHT STATE	41	20	19	19	2	0	2	27	11	1	0	0	1	2	3	0	5	27	7	1	14	.334
Mar 01	WRIGHT STATE	30	6	8	5	3	0	0	11	5	0	0	1	0	0	0	1	7	27	6	0	5	.330
Mar 06	CHICAGO STATE	36	6	13	6	2	0	1	18	2	0	0	0	1	1	0	0	6	27	12	0	10	.332
Mar 07	CHICAGO STATE	45	16	18	15	7	1	2	33	6	0	0	0	1	0	0	0	4	27	10	0	12	.338
Mar 08	CHICAGO STATE	37	9	17	8	2	0	0	19	6	0	3	0	0	1	1	1	1	27	5	0	12	.346
Mar 10	GEORGIA TECH	31	2	4	1	1	0	0	5	8	0	1	0	0	0	0	0	10	27	9	1	10	.334
Mar 11	WOFFORD	35	3	9	3	2	1	0	13	5	0	0	0	1	0	1	0	6	27	13	0	12	.330
Totals		636	158	210	148	51	5	14	313	95	2	14	4	16	5	16	5	112	480	149	11	166	.330



2020 GAME-BY-GAME RESULTS



2020 Auburn Baseball
Game Results for Auburn (as of Jan 28, 2021)
(All games)



Date	Opponent	Score	Inns	Overall	SEC	Pitcher of record	Attend	Time
Feb 14, 2020	ILLINOIS-CHICAGO	w 5-3	9	1-0-0	0-0-0	Burns, T. (W 1-0)	3753	2:37
Feb 15, 2020	ILLINOIS-CHICAGO-1	w 18-1	9	2-0-0	0-0-0	Owen, J. (W 1-0)	3850	3:02
Feb 15, 2020	ILLINOIS-CHICAGO-2	w 7-3	9	3-0-0	0-0-0	Fitts, R. (W 1-0)	4061	3:02
Feb 16, 2020	ILLINOIS-CHICAGO	w 14-0	7	4-0-0	0-0-0	Horn, B. (W 1-0)	2083	2:42
Feb 19, 2020	OAKLAND	w 17-1	9	5-0-0	0-0-0	Bright, T. (W 1-0)	2595	3:26
Feb 21, 2020	UCF	L 1-3	9	5-1-0	0-0-0	Burns, T. (L 1-1)	3056	2:44
Feb 22, 2020	UCF	L 3-7	9	5-2-0	0-0-0	Owen, J. (L 1-1)	3732	2:49
Feb 23, 2020	UCF	L 2-12	9	5-3-0	0-0-0	Horn, B. (L 1-1)	2976	3:17
Feb 25, 2020	ALABAMA A&M	w 10-0	9	6-3-0	0-0-0	Fuller, B. (W 1-0)	2583	2:27
Feb 26, 2020	ALABAMA A&M	w 12-6	9	7-3-0	0-0-0	Mullins, H. (W 1-0)	2575	3:01
Feb 28, 2020	WRIGHT STATE	w 7-2	9	8-3-0	0-0-0	Burns, T. (W 2-1)	2956	2:40
Feb 29, 2020	WRIGHT STATE	w 20-6	9	9-3-0	0-0-0	Owen, J. (W 2-1)	3607	3:41
Mar 01, 2020	WRIGHT STATE	w 6-0	9	10-3-0	0-0-0	Horn, B. (W 2-1)	2995	2:55
Mar 06, 2020	CHICAGO STATE	w 6-0	9	11-3-0	0-0-0	Burns, T. (W 3-1)	2783	2:29
Mar 07, 2020	CHICAGO STATE	w 16-2	9	12-3-0	0-0-0	Owen, J. (W 3-1)	3213	2:40
Mar 08, 2020	CHICAGO STATE	w 9-0	9	13-3-0	0-0-0	Horn, B. (W 3-1)	2950	2:34
Mar 10, 2020	GEORGIA TECH	L 2-6	9	13-4-0	0-0-0	Fuller, B. (L 1-1)	2814	3:21
Mar 11, 2020	WOFFORD	L 3-4	9	13-5-0	0-0-0	Bright, T. (L 1-1)	2591	3:47

* = Conference game

() extra inning game





2020 SUPERLATIVES & MISCELLANEOUS STATS

STARTS BY POSITION

STARTING PITCHER

Tanner Burns	4	3-1
Jack Owen	4	3-1
Bailey Horn	4	3-1
Trace Bright	3	2-1
Brooks Fuller	2	1-1
Richard Fitts	1	1-0

CATCHER

Matt Scheffler	15	11-4
Nate LaRue	3	2-1

FIRST BASE

Conor Davis	18	13-5
-------------	----	------

SECOND BASE

Garrett Farquhar	10	7-3
Brody Moore	8	6-2

THIRD BASE

Rankin Woley	18	13-5
--------------	----	------

SHORTSTOP

Ryan Bliss	18	13-5
------------	----	------

LEFT FIELD

Judd Ward	10	7-3
Brayton Brown	5	3-2
Tyler Miller	3	3-0

CENTER FIELD

Kason Howell	9	7-2
Judd Ward	8	6-2
Austin Turner	1	0-1

RIGHT FIELD

Steven Williams	7	6-1
Brody Moore	6	4-2
Tyler Miller	5	3-2

DESIGNATED HITTER

J.S. Shenker	6	4-2
Steven Williams	5	4-1
Brayton Brown	2	2-0
Johnny Ceccoli	2	1-1
Kason Howell	1	1-0
Tyler Miller	1	1-0
Matt Scheffler	1	0-1

2020 AUBURN & OPPONENT HIGHS

TEAM BATTING

AUBURN	OPPONENT
Runs in a game	20, vs. WSU (2/29)
Runs in an inning	11, [4th] vs. UIC (2/16)
Most Hits in a game	19, vs. WSU (2/29)
Fewest Hits in a game	4, vs. GT (3/10)
Hits in an inning	7, two times
2B in a game	7, vs. CSU (3/7)
3B in a game	1, five times
HR in a game	2, five times
SB in a game	3, two times
LOB in a game	14, vs. WSU (2/29)
K in a game	12, vs. UCF (2/22)
BB in a game	12, vs. WSU (2/29)

TEAM PITCHING

AUBURN	OPPONENT
K in a game	16, vs. CSU (3/8)
BB in a game	11, vs. Wofford (3/11)
Pitchers used	7, vs. UCF (2/23 - G3)
Total Quality Starts	3

TEAM FIELDING

AUBURN	OPPONENT
Errors in a game	3, vs. UCF (2/22 - G2)
DP turned in a game	2, three times

IND. BATTING

AUBURN	OPPONENT
Hits in a game	4, four times
Runs in a game	4, Ward vs. UIC (2/15 - G1)
2B in a game	2, four times
3B in a game	1, four times
HR in a game	2, Bliss vs. WSU (2/29)
RBI in a game	7, Ward vs. AAMU (2/26)
XBH in a game	3, Ward, two times
SB in a game	2, two times
BB in a game	3, three times
HBP in a game	2, two times
K in a game	4, Ward vs. GT (3/10)
Hitting Streak	10 g, Woley (2/22-3/10)
Consec. G w/HR	Williams vs. CSU (3/6-7)

IND. PITCHING

AUBURN	OPPONENT
K by a starter	11, Horn vs. CSU (3/8)
K by a reliever	6, Greenhill vs. UIC (2/14)
BB by a starter	3, four times
BB by a reliever	3, two times
IP by a starter	7.0 Burns vs. CSU (3/6)
IP by a reliever	4.0, Greenhill vs. UIC (2/14)

MISCELLANEOUS

AUBURN	OPPONENT
Biggest comeback win	None
Biggest blown lead loss	None
Largest margin of victory	17, vs. UIC (2/15 - G1)
Largest margin of defeat	10, vs. UCF (2/23 - G3)
Longest game, Time	3:47, vs. Wofford (3/11)
Longest game, Time (9 inn)	3:47, vs. Wofford (3/11)
Shortest game, Time (9 inn)	2:27, vs. AAMU (2/25)
Longest game, Innings	9, 17 times
Largest crowd, Home	4,061, vs. UIC (2/15 - G2)
Largest crowd, Road	None
Largest crowd, Neutral	None

STARTS BY ORDER

LEADOFF

Judd Ward	18	13-5
-----------	----	------

2ND SPOT

Ryan Bliss	18	13-5
------------	----	------

3RD SPOT

Steven Williams	12	10-2
Conor Davis	4	2-2
Matt Scheffler	2	1-1

CLEANUP

Conor Davis	14	11-3
Rankin Woley	2	0-2
Tyler Miller	1	1-0
Matt Scheffler	1	1-0

5TH SPOT

Matt Scheffler	7	5-2
Tyler Miller	6	4-2
Kason Howell	2	2-0
Rankin Woley	2	1-1
Brayton Brown	1	1-0

6TH SPOT

Kason Howell	7	5-2
Rankin Woley	5	5-0
J.S. Shenker	2	1-1
Tyler Miller	1	1-0
Brody Moore	1	1-0
Garrett Farquhar	1	0-1
Matt Scheffler	1	0-1

7TH SPOT

Rankin Woley	9	7-2
J.S. Shenker	3	2-1
Johnny Ceccoli	2	1-1
Matt Scheffler	2	1-1
Garrett Farquhar	1	1-0
Tyler Miller	1	1-0

8TH SPOT

Brody Moore	11	8-3
Matt Scheffler	3	3-0
Garrett Farquhar	2	1-1
Nate LaRue	1	1-0
Brayton Brown	1	0-1

9TH SPOT

Garrett Farquhar	6	5-1
Brayton Brown	5	4-1
Nate LaRue	2	1-1
Brody Moore	2	1-1
Kason Howell	1	1-0
J.S. Shenker	1	1-0
Austin Turner	1	0-1



2020 STARTING LINEUPS

DATE	OPP	1	2	3	4	5	6	7	8	9	SP
2/14	Illinois-Chicago	Ward	Bliss	Williams	Davis	Miller	Woley	Scheffler	Moore	Howell	Burns
2/15	Illinois-Chicago	Ward	Bliss	Williams	Davis	Miller	Woley	Ceccoli	LaRue	Farquhar	Owen
2/15	Illinois-Chicago	Ward	Bliss	Williams	Davis	Miller	Woley	Shenker	Scheffler	Moore	Fitts
2/16	Illinois-Chicago	Ward	Bliss	Williams	Davis	Miller	Woley	Shenker	Scheffler	Farquhar	Horn
2/19	Oakland	Ward	Bliss	Davis	Miller	Woley	Shenker	Farquhar	Scheffler	Brown	Bright
2/21	UCF	Ward	Bliss	Davis	Woley	Miller	Shenker	Scheffler	Moore	Brown	Burns
2/22	UCF	Ward	Bliss	Davis	Woley	Miller	Scheffler	Ceccoli	Farquhar	Turner	Owen
2/23	UCF	Ward	Bliss	Scheffler	Davis	Woley	Farquhar	Shenker	Brown	Moore	Horn
2/25	Alabama A&M	Ward	Bliss	Scheffler	Davis	Howell	Miller	Woley	Moore	Brown	Fuller
2/26	Alabama A&M	Ward	Bliss	Williams	Davis	Brown	Moore	Woley	Farquhar	LaRue	Bright
2/28	Wright State	Ward	Bliss	Williams	Davis	Scheffler	Howell	Woley	Moore	Brown	Burns
2/29	Wright State	Ward	Bliss	Williams	Davis	Scheffler	Howell	Woley	Moore	Shenker	Owen
3/1	Wright State	Ward	Bliss	Davis	Scheffler	Howell	Woley	Miller	Moore	Brown	Horn
3/6	Chicago State	Ward	Bliss	Williams	Davis	Scheffler	Howell	Woley	Moore	Farquhar	Burns
3/7	Chicago State	Ward	Bliss	Williams	Davis	Scheffler	Howell	Woley	Moore	Farquhar	Owen
3/8	Chicago State	Ward	Bliss	Williams	Davis	Scheffler	Howell	Woley	Moore	Farquhar	Horn
3/10	Georgia Tech	Ward	Bliss	Williams	Davis	Scheffler	Howell	Woley	Moore	Farquhar	Fuller
3/11	Wofford	Ward	Bliss	Williams	Davis	Scheffler	Howell	Woley	Moore	LaRue	Bright
3/13	Texas A&M*										
3/14	Texas A&M*										
3/15	Texas A&M*										
3/17	Alabama State										
3/20	at Missouri*										
3/21	at Missouri*										
3/22	at Missouri*										
3/26	at Alabama*										
3/27	at Alabama*										
3/28	at Alabama*										
3/31	at UAB										
4/3	Mississippi State*										
4/4	Mississippi State*										
4/5	Mississippi State										
4/7	at Georgia Tech										
4/9	at Georgia*										
4/10	at Georgia*										
4/11	at Georgia*										
4/14	at Samford										
4/16	Kentucky*										
4/17	Kentucky*										
4/18	Kentucky*										
4/21	Florida A&M										
4/24	at Arkansas*										
4/25	at Arkansas*										
4/26	at Arkansas*										
5/1	Florida*										
5/2	Florida*										
5/3	Florida*										
5/5	UAB										
5/8	at Ole Miss*										
5/9	at Ole Miss*										
5/10	at Ole Miss*										
5/12	Samford										
5/14	LSU*										
5/15	LSU*										
5/16	LSU*										

* - SEC Game





2020 STARTERS

DATE	OPP	SP	C	1B	2B	3B	SS	LF	CF	RF	DH
2/14	Illinois-Chicago	Burns	Scheffler	Davis	Moore	Woley	Bliss	Ward	Howell	Williams	Miller
2/15	Illinois-Chicago	Owen	LaRue	Davis	Farquhar	Woley	Bliss	Miller	Ward	Williams	Ceccoli
2/15	Illinois-Chicago	Fitts	Scheffler	Davis	Moore	Woley	Bliss	Miller	Ward	Williams	Shenker
2/16	Illinois-Chicago	Horn	Scheffler	Davis	Farquhar	Woley	Bliss	Miller	Ward	Williams	Shenker
2/19	Oakland	Bright	Scheffler	Davis	Farquhar	Woley	Bliss	Brown	Ward	Miller	Shenker
2/21	UCF	Burns	Scheffler	Davis	Moore	Woley	Bliss	Brown	Ward	Miller	Shenker
2/22	UCF	Owen	Scheffler	Davis	Farquhar	Woley	Bliss	Ward	Turner	Miller	Ceccoli
2/23	UCF	Horn	Scheffler	Davis	Farquhar	Woley	Bliss	Brown	Ward	Moore	Shenker
2/25	Alabama A&M	Fuller	Scheffler	Davis	Moore	Woley	Bliss	Brown	Ward	Moore	Howell
2/26	Alabama A&M	Bright	LaRue	Davis	Farquhar	Woley	Bliss	Brown	Ward	Moore	Williams
2/28	Wright State	Burns	Scheffler	Davis	Moore	Woley	Bliss	Ward	Howell	Williams	Brown
2/29	Wright State	Owen	Scheffler	Davis	Moore	Woley	Bliss	Ward	Howell	Williams	Shenker
3/1	Wright State	Horn	Scheffler	Davis	Moore	Woley	Bliss	Ward	Howell	Miller	Brown
3/6	Chicago State	Burns	Scheffler	Davis	Farquhar	Woley	Bliss	Ward	Howell	Moore	Williams
3/7	Chicago State	Owen	Scheffler	Davis	Farquhar	Woley	Bliss	Ward	Howell	Moore	Williams
3/8	Chicago State	Horn	Scheffler	Davis	Farquhar	Woley	Bliss	Ward	Howell	Moore	Williams
3/10	Georgia Tech	Fuller	Scheffler	Davis	Farquhar	Woley	Bliss	Ward	Howell	Moore	Williams
3/11	Wofford	Bright	LaRue	Davis	Moore	Woley	Bliss	Ward	Howell	Williams	Scheffler
3/11	Wofford										
3/13	Texas A&M*										
3/14	Texas A&M*										
3/15	Texas A&M*										
3/17	Alabama State										
3/20	at Missouri*										
3/21	at Missouri*										
3/22	at Missouri*										
3/26	at Alabama*										
3/27	at Alabama*										
3/28	at Alabama*										
3/31	at UAB										
4/3	Mississippi State*										
4/4	Mississippi State*										
4/5	Mississippi State										
4/7	at Georgia Tech										
4/9	at Georgia*										
4/10	at Georgia*										
4/11	at Georgia*										
4/14	at Samford										
4/16	Kentucky*										
4/17	Kentucky*										
4/18	Kentucky*										
4/21	Florida A&M										
4/24	at Arkansas*										
4/25	at Arkansas*										
4/26	at Arkansas*										
5/1	Florida*										
5/2	Florida*										
5/3	Florida*										
5/5	UAB										
5/8	at Ole Miss*										
5/9	at Ole Miss*										
5/10	at Ole Miss*										
5/12	Samford										
5/14	LSU*										
5/15	LSU*										
5/16	LSU*										

* - SEC Game



After being canceled in 2020 due to COVID-19, the Southeastern Conference Baseball Tournament returns to the Hoover Metropolitan Stadium in the south-Birmingham city of Hoover, Ala., May 25-30, 2021.

The 2021 SEC Baseball Tournament will continue to feature 12 teams and will begin on Tuesday, May 25. Seeds 5-12 will meet in a single elimination format on the opening day of the tournament, followed by traditional double-elimination play Wednesday-Friday. The tournament will return to single elimination play on Saturday. A total of 17 games will be played throughout the tournament.

The 12 teams are seeded 1-12 with the two divisional champions, and the top four seeds guaranteed opening-round byes, with the possibility of earning another later in the bracket. The tournament field will include the top teams from the SEC's Eastern and Western Divisions plus 10 at-large bids seeded 3-12 based on conference winning percentage.

In 2019, Vanderbilt defeated Ole Miss 11-10 in the championship game to give the Commodores their third SEC Tournament title.

The Hoover Met formerly served as home of the Double-A Birmingham Barons (Chicago White Sox) of the Southern League. The stadium also has served as host of the NCAA Men's Soccer Final Four, as well as home to the nationally renowned Hoover Buccaneer high school football program.

Located eight miles south of Birmingham, the Met seats 10,800 for baseball, but can accommodate over 16,000 when the patio, banquet and side grassy areas are used. The stadium also houses 12 suites and state-of-the-art dressing and training rooms. Wireless internet access was added in 2004, concourse and signage renovation was done in 2005 and a second-level pressbox expansion, new stadium seating and an exterior facelift in 2007 completed a \$6 million renovation project. A new HD video scoreboard was added in 2008, while the SEC introduced the nation to a 'pitch clock' in 2010. A new sound systems and concourse amenities such as refurbished restrooms big screen HDTVs at concessions stands were added in 2012.

The SEC is currently scheduled to keep its baseball tournament in Hoover at The Hoover Met through a time to be determined.

The Finley Center, a new 155,000 square foot entertainment facility, opened in 2017 as part of the first phase of an \$80 million Hoover Metropolitan Complex that also includes outdoor fields and event space.



2021 Stadium Information

Hoover Metropolitan Stadium — Hoover, Ala.
Capacity: 10,800 (Grandstand)

Field Dimensions

Foul Lines: 340
Power Alleys: 385
Center: 405
Playing Surface: Natural Grass
Year Built: 1988/Renovated 2006-07

2021 SEC BASEBALL TOURNAMENT

2019 SEC TOURNAMENT

May 21-26, 2019

Hoover Metropolitan Stadium - Hoover, Ala.

TUESDAY, MAY 21

Game 1 (6) Texas A&M 8, (11) Florida 7
Game 2 (7) Ole Miss 2, (10) Missouri 1
Game 3 (8) Auburn 5, (9) Tennessee 3
Game 4 (5) LSU 8, (12) South Carolina 6

WEDNESDAY, MAY 22

Game 5 (3) Georgia 2, (6) Texas A&M 0
Game 6 (2) Arkansas 5, (7) Ole Miss 3
Game 7 (1) Vanderbilt 11, (8) Auburn 1 [8 innings]
Game 8 (4) Mississippi State 6, (5) LSU 5 [17 innings]

THURSDAY, MAY 23

Game 9 (7) Ole Miss 1, (6) Texas A&M 0
Game 10 (5) LSU 4, (8) Auburn 3
Game 11 (3) Georgia 3, (2) Arkansas 1
Game 12 (1) Vanderbilt 1, (4) Mississippi State 0

FRIDAY, MAY 24

Game 13 (7) Ole Miss 3, (2) Arkansas 2
Game 14 (5) LSU 12, (4) Mississippi State 2 [7 innings]

SATURDAY, MAY 25

Game 15 (7) Ole Miss 5, (3) Georgia 3
Game 16 (1) Vanderbilt 13, (5) LSU 4

SUNDAY, MAY 26

Game 17 (1) Vanderbilt 11, (7) Ole Miss 10

ALL-TOURNAMENT TEAM

P: John Doxakis, Texas A&M
P: Parker Caracci, Ole Miss
C: Saul Garza, LSU
DH: Matt Goodheart, Arkansas
1B: Tanner Allen, Mississippi State
2B: Brandt Broussard, LSU
3B: Edouard Julien, Auburn
SS: Josh Smith, LSU
OF: JJ Bleday, Vanderbilt
OF: Thomas Dillard, Ole Miss
OF: Pat DeMarco, Vanderbilt

Tournament MVP: JJ Bleday, Vanderbilt





INDIVIDUAL & TEAM RECORDS

INDIVIDUAL HITTING

GAMES PLAYED

Season: 67, Heath Kelly (1997); Jamie Kersh (1997)
 Career: 246, Jay Waggoner (1992-95)

AT BATS

Game: 9, Trey Gainous at Miss. State (3/22/87);
 Rock Wilson at Miss. State (3/22/87);
 Johnny Simmons at Florida (4/22/72);
 Wayne Hall at Florida (4/22/72)
 Season: 291, Jay Waggoner (1994)
 Career: 998, Jay Waggoner (1992-95)

RUNS

Game: 5, by several players,
 last by Edouard Julien vs. Alabama A&M (4/3/18)
 Season: 83, Gabe Gross (2000)
 Career: 232, Mailon Kent (1998-2001)

HITS

Game: 6, Tyler Johnstone vs. Elon (2/25/05);
 Josh Etheredge at S. Carolina (3/9/97);
 Andy Merchant at Florida (4/22/72)
 Season: 119, Jay Waggoner (1994)
 Career: 341, Jay Waggoner (1992-95)

RUNS BATTED IN

Game: 10, Bob Berry vs. Huntingdon (4/15/82)
 Season: 103, Todd Faulkner (2000)
 Career: 269, Josh Etheredge (1995-98)

SINGLES

Season: 88, Jay Waggoner (1994)
 Career: 266, Jay Waggoner (1992-95)

DOUBLES

Inning: 2, Jamie Kersh vs. Mercer (4/15/97, 2nd);
 Tim Hudson vs. Morehead St. (2/8/97, 5th);
 Jay Waggoner vs. Troy (3/2/94, 1st)
 Game: 4, Ken Dempsey vs. Georgia (1971)
 Season: 27, Todd Faulkner (2000)
 Career: 71, Todd Faulkner (1998-2001)

TRIPLES

Game: 2, Jay Gonzalez vs. Alabama State (2/28/12);
 Dominic Rich vs. UNCC (3/4/00-G. 2);
 Todd Faulkner vs. Tennessee (4/11/99);
 Todd O'Donnell at Alabama (4/20/91, G.2);
 Tony Haney vs. Jacksonville St. (4/10/85);
 Frank Fryer at Florida (4/2/65)
 Season: 10, Trey Gainous (1986)
 Career: 20, Rock Wilson (1984-87)

HOME RUNS

Game: 3, by several players,
 last by Tony Caldwell at Kentucky (4/9/11)
 Season: 23, Hunter Morris (2010)
 Career: 59, Josh Etheredge (1995-98)

EXTRA-BASE HITS

Season: 49, Todd Faulkner (2000)
 Career: 125, Todd Faulkner (1998-2001)

TOTAL BASES

Game: 14, Tony Caldwell at Kentucky (4/9/11);
 Bo Jackson at Georgia (4/2/85);
 Bob Berry vs. Huntingdon (4/3/82)
 Season: 202, Hunter Morris (2010)
 Career: 532, Todd Faulkner (1998-2001)

STOLEN BASES

Game: 3, by 13 players including five times by Mailon Kent,
 last by Anfernee Grier vs. Southern (2/6/16)
 Season: 40, Mailon Kent (1999)
 Career: 90, Mailon Kent (1998-01)

BASES ON BALLS

Game: 4, by several players,
 last by Dylan Ingram at Georgia Tech (3/20/18)
 Season: 73, Frank Thomas (1989)
 Career: 160, Jeff Leatherman (1988-91)

STRIKEOUTS

Game: 5, Kevin Patterons vs. Charleston Southern (3/17/09);
 Ross Smith vs. Troy (4/25/07);
 Russell Whittenburg vs. Arkansas (5/19/94)
 Season: 79, Edouard Julien (2018)
 Career: 199, Josh Etheredge (1995-98)

HIT BY PITCH

Game: 4, Dan Glevenyak at Alabama (4/11/14)
 Season: 20, Robert Lewis (1994)
 Career: 34, Damon Haecker (2014-17)

SACRIFICES

Season: 21, Rob Macrory (1996)
 Career: 58, Rob Macrory (1994-97)

SACRIFICE FLIES

Season: 9, Casey Dunn (1998)

BATTING AVERAGE

Season: .433, Paul Foster (1985)
 Career: .385, Jimmy Barfield (1963-64)

SLUGGING PERCENTAGE

Season: .864, Bo Jackson (1985)
 Career: .722, Frank Thomas (1987-89)

ON-BASE PERCENTAGE (Since 1984)

Season: .568, Frank Thomas (1989)
 Career: .527, Frank Thomas (1987-89)

HOME RUN PERCENTAGE (at bats per HR)

Season: 7.75 (16 in 124 ABs), Kevin Patterson (2010)
 Career: 10.14 (28 in 284 ABs), Bo Jackson (1983, 85-86)

MULTI-HOME RUN GAMES (Since 1979)

Season: 5, Brian Fletcher (2010)
 Career: 9, Brian Fletcher (2008-10)

MULTI-HIT GAMES (Since 1979)

Season: 38, Jay Waggoner (1994)
 Career: 101, Jay Waggoner (1992-95)

MULTI-RBI GAMES (Since 1979)

Season: 29, Tim Hudson (1997)
 Career: 74, Josh Etheredge (1995-98)

HITTING STREAK

Season: 31 games, Casey Dunn (2/22[G1]-4/15/97)
 27 games, Justin Fradejas (3/23-5/7/10)
 26 games, Scott Pratt (3/21-5/5/98)
 25 games, Mailon Kent (3/11-4/29/00)
 23 games, Steve Renfro (1977)
 22 games, Anfernee Grier (5/31/15-3/22/16)

INDIVIDUAL PITCHING

EARNED RUN AVERAGE

Season: 0.99, Paul Susce (1954)
 Career: 1.69, Q.V. Lowe (1966-67)

GAMES PITCHED

Season: 44, John Madden (2005)
 Career: 108, Colter Bean (1997-2000)

GAMES STARTED

Season: 24, Ryan Halla (1995)
 Career: 77, John Powell (1990-94)

GAMES RELIEVED (Since 1975)

Season: 44, John Madden (2005)
 Career: 106, Colter Bean (1997-2000)

WINS

Season: 16, Ryan Halla (1995)
 Career: 43, John Powell (1990-94)

LOSSES

Season: 10, Mike Ferry (1990)
 Career: 20, John Powell (1990-94)

WINNING PERCENTAGE

Season: 1.000, Levale Speigner, 10-0 (2003);
 Jimmy Crysel, 9-0 (1964); Terry Leach, 9-0 (1974);
 Ed Ohman, 7-0 (1988); Lloyd Nix, 6-0 (1959);
 Phil Constan, 5-0 (1980); Elliott Anderson, 5-0 (2018);
 Welby Malczewski, 4-0 (2018)
 Career (10 or more decisions):
 .885, Q.V. Lowe, 23-3 (1966-67)
 Career (20 or more decisions):
 .885, Q.V. Lowe, 23-3 (1966-67)

SAVES

Season: 19, Finley Woodward (1995)
 Career: 29, Finley Woodward (1995-97)

COMPLETE GAMES

Season: 10, Joe Beckwith (1977); Q.V. Lowe (1967)
 Career: 20, Joe Beckwith (1974-77)

SHUTOUTS

Season: 3, Tommy Youngblood (1989); Joe Beckwith (1976)
 Career: 6, Joe Beckwith (1974-77)

INNINGS PITCHED

Game: 14.0, Quineth Red Roberts vs. ALA (SEC Playoff, 1958)
 Season: 146.2, Ryan Halla (1995)
 Career: 477.0, John Powell (1990-94)

RUNS ALLOWED

Season: 73, Ward Yerby (1983)
 Career: 232, Mark Chapman (1984-87)

EARNED RUNS ALLOWED

Season: 61, Ward Yerby (1983)
 Career: 185, Mark Chapman (1984-87)

HITS ALLOWED

Season: 137, Kevin Humphreys (1994)
 Career: 406, John Powell (1990-94)

**STRIKEOUTS**

Game: 15, Tanner Burns vs. Cincinnati (3/1/19) [9.0 IP]
Casey Mize vs. Vanderbilt (5/4/18) [9.0 IP]
Chris Bootcheck vs. W. Virginia (3/6/99) [8.0 IP];
Tim Hudson vs. Winthrop (2/26/97) [7.0 IP];
John Powell at Ole Miss (4/29/94) [7.1 IP];
Mark Chapman vs. Clemson (3/21/86) [9.0 IP]

Season: 191, John Powell (1993)
Career: 602, John Powell (1990-94)

BASES ON BALLS

Season: 77, Quineth Roberts (1958)

WILD PITCHES

Season: 15, Jason Johnson (1993)
Career: 29, Jon Hebel (1990-93); Scott Tillery (1983-86)

HIT BATSMEN

Season: 13, Eric Brandon (2002)

STRIKEOUTS PER NINE INNINGS

Season: 14.13 (113 in 72 IP), Gregg Olson (1988)
Career: 11.89 (255 in 193.0 IP), Tim Hudson (1996-97)
11.36 (602 in 477.0 IP), John Powell (1990-94)

HITS PER NINE INNINGS

Season: 5.40 (51 in 85 IP), Q.V. Lowe (1966)
Career: 5.87 (139 in 213 IP), Q.V. Lowe (1966-67)

TEAM HITTING**AT BATS**

Game: 66 at Florida (4/22/72) [20 inn.]
Season: 2,428 in 1997

RUNS

Inning: 16 vs. Troy (3/2/94) [1st]
Game: 32 vs. Troy (3/2/94)
Season: 613 in 1997

HITS

Game: 27 vs. Troy (3/2/94)
Season: 828 in 1997

RUNS BATTED IN

Game: 30 vs. Troy (3/2/94)
Season: 577 in 1997

SINGLES

Season: 560 in 1997

DOUBLES

Season: 165 in 1997, 1998

TRIPLES

Season: 26 in 1986

HOME RUNS

Season: 131 in 2010

EXTRA-BASE HITS

Season: 293 in 2010

TOTAL BASES

Season: 1,385 in 2010

STOLEN BASES

Season: 116 in 1974

BASE ON BALLS

Season: 349 in 1989

STRIKEOUTS

Game: 18 vs. South Carolina (3/17/06)
Season: 553 in 2019

HIT BY PITCH

Season: 84 in 2018

BATTING AVERAGE

Season: .348 in 2010

SLUGGING PERCENTAGE

Season: .591 in 2010

ON-BASE PERCENTAGE

Season: .428 in 1998

TEAM PITCHING**EARNED RUN AVERAGE**

Season: 2.09 in 1967

SAVES

Season: 23 in 1995

COMPLETE GAMES

Season: 21 in 1967

SHUTOUTS

Season: 9 in 1988

INNINGS PITCHED

Game: 20.0 at Florida (4/22/72)
Season: 591.2 in 1997

STRIKEOUTS

Game: 25 vs. Arkansas (5/19/94)
Season: 629 in 1997

INDIVIDUAL & TEAM RECORDS**MISCELLANEOUS RECORDS**

Games: 67 in 1997
Wins: 50 in 1997, 1995
Losses: 34 in 2006, 1983
Winning Percentage: .794 in 1995 (50-13)
Consecutive Wins: 17 in 1997
Consecutive Losses: 10 in 2006
SEC Wins: 20 in 2010
SEC Losses: 22 in 2016
SEC Winning Percentage: .882 in 1967 (15-2)
Consecutive SEC Wins: 10 in 1987, 1967
Consecutive SEC Losses: 10 in 2006
Consecutive Winning Seasons: 23, 1956-77
Consec. home games without being shutout: 190, 4/18/98-3/9/04
Consec. non-conference home wins: 41, 2/7/97-4/22/98
Consecutive one-run victories: 7, 1984
Consecutive one-run games: 6 (5-1), May 3-12, 2002
Most one-run wins, season: 12, 1967, 1981
Most one-run losses, season: 14, 2005
Most one-run games, season: 21, 1991, 2005





SINGLE SEASON TOP 10 - HITTING

GAMES PLAYED	G
1. Heath Kelly (1997)	67
Jamie Kersh (1997)	67
3. Ryan Bliss (2019)	66
Judd Ward (2019)	66
Jay Estes (2018)	66
Will Holland (2018)	66
Brendan Venter (2018)	66
8. Edouard Julien (2019)	65
Steven Williams (2019)	65
Steven Williams (2018)	65
Casey Dunn (1999)	65
Todd Faulkner (1999)	65
Mailon Kent (1999)	65
Dominic Rich (1999)	65
Chad Wandall (1999)	65
Tim Hudson (1997)	65
Rob Macrory (1997)	65
Chad Wandall (1997)	65
Shawn McNally (1994)	65
Brandon Moore (1994)	65
Jay Waggoner (1994)	65

AT BATS	AB
1. Jay Waggoner (1994)	291
2. Casey Dunn (1998)	275
3. Tim Hudson (1997)	273
4. Hunter Morris (2010)	272
Javon Moran (2003)	272
6. Casey Dunn (1999)	269
Mailon Kent (1999)	269
Rob Macrory (1997)	269
Brandon Moore (1994)	269
10. Jay Waggoner (1995)	268

RUNS	R
1. Gabe Gross (2000)	83
2. Scott Pratt (1998)	82
3. Adam Sullivan (1997)	81
4. Mailon Kent (2000)	80
5. Mailon Kent (1999)	79
Josh Etheredge (1997)	79
7. Rob Macrory (1997)	77
8. Dominic Rich (2000)	72
9. Josh Etheredge (1998)	71
Tim Hudson (1997)	71
Rock Wilson (1987)	71

HITS	H
1. Jay Waggoner (1994)	119
2. Tim Hudson (1997)	108
3. Hunter Morris (2010)	105
Todd Faulkner (2000)	105
Scott Pratt (1998)	105
6. Adam Sullivan (1997)	103
7. Gabe Gross (2000)	102
Casey Dunn (1999)	102
Mailon Kent (1999)	102
10. Rob Macrory (1997)	99

RUNS BATTED IN	RBI
1. Todd Faulkner (2000)	103
2. Tim Hudson (1997)	95
3. Josh Etheredge (1998)	90
4. Gabe Gross (2000)	86
Casey Dunn (1999)	86
6. Frank Thomas (1989)	83
7. Josh Etheredge (1997)	82
8. Josh Etheredge (1996)	78
9. Hunter Morris (2010)	76
10. Paul Foster (1985)	74

SINGLES	1B
1. Jay Waggoner (1994)	88
2. Javon Moran (2002)	81
Mailon Kent (1999)	81
4. Adam Sullivan (1997)	80
5. Brandon Moore (1994)	71
Clark Preble (1989)	71
7. Tyler Johnstone (2005)	70
8. Tim Hudson (1997)	69
Rob Macrory (1997)	69
10. Jay Waggoner (1993)	68

DOUBLES	2B
1. Todd Faulkner (2000)	27
2. Gabe Gross (2000)	26
3. Karl Amonite (2005)	25
Tug Hulett (2003)	25
Tony Haney (1986)	25
6. Rob Macrory (1997)	24
Kevin Chabot (1995)	24
8. Gabe Gross (1999)	23
Jamie Kersh (1999)	23
Jay Waggoner (1995)	23
Jay Waggoner (1994)	23
Chad Wandall (1998)	23

TRIPLES	3B
1. Trey Gainous (1986)	10
2. Javon Moran (2003)	7
Dominic Rich (2000)	7
Adam Sullivan (1996)	7
Jim Pyburn (1954)	7
Rock Wilson (1984)	7
Rock Wilson (1987)	7
8. Clete Thomas (2005)	6
Clete Thomas (2004)	6
Jimmy Barfield (1964)	6
Frank Fryer (1965)	6
Bo Jackson (1985)	6
Scott Pratt (1998)	6

HOME RUNS	HR
1. Hunter Morris (2010)	23
2. Brian Fletcher (2010)	22
Todd Faulkner (2000)	22
4. Josh Etheredge (1998)	21
Frank Thomas (1987)	21
6. Josh Etheredge (1997)	20
Todd Faulkner (1998)	20
8. Joseph Sanders (2009)	19
Frank Thomas (1989)	19
10. Tim Hudson (1997)	18
Tim Lemons (1985)	18

EXTRA BASE HITS	XBH
1. Todd Faulkner (2000)	49
2. Hunter Morris (2010)	46
3. Doug Gilcrease (1982)	41
Frank Thomas (1989)	41
Josh Etheredge (1998)	41
6. Brian Fletcher (2010)	40
Gabe Gross (2000)	40
8. Tim Hudson (1997)	39
9. Josh Etheredge (1997)	38
Scott Pratt (1998)	38

TOTAL BASES	TB
1. Hunter Morris (2010)	202
2. Todd Faulkner (2000)	198
3. Tim Hudson (1997)	183
4. Brian Fletcher (2010)	175
5. Casey Dunn (1999)	171
Scott Pratt (1998)	171
7. Gabe Gross (2000)	169
8. Josh Etheredge (1998)	168
9. Frank Thomas (1989)	165
10. Jay Waggoner (1994)	161

MULTI-HIT GAMES	G
1. Jay Waggoner (1994)	38
2. Tim Hudson (1997)	35
Brandon Moore (1994)	35
4. Scott Pratt (1998)	33
Rob Macrory (1997)	33
Gabe Gross (2000)	33
7. Tug Hulett (2003)	32
Todd Faulkner (2000)	32
Adam Sullivan (1997)	32
10. Mailon Kent (1999)	31
Javon Moran (2002)	31

MULTI-RBI GAMES	G
1. Tim Hudson (1997)	29
2. Todd Faulkner (2000)	27
3. Josh Etheredge (1998)	26
4. Gabe Gross (2000)	25
5. Brian Fletcher (2010)	23
Casey Dunn (1999)	23
Josh Etheredge (1997)	23
8. Josh Etheredge (1996)	21
Frank Thomas (1989)	21
10. Gabe Gross (1999)	20
Casey Dunn (1998)	20

STOLEN BASES	SB
1. Mailon Kent (1999)	40
2. Scott Pratt (1998)	33
3. Jay Gonzalez (2012)	30
4. Bruce Edwards (2007)	28
Dom Fucci (1978)	28
6. Mailon Kent (2000)	27
7. Javon Moran (2003)	26
Rob Macrory (1997)	26
Curt Cope (1974)	26
Rock Wilson (1987)	26

BASES ON BALLS	BB
1. Frank Thomas (1989)	73
2. Gabe Gross (2000)	59
3. Gabe Gross (2001)	57
Mark Bellhorn (1995)	57
5. Dominic Rich (1999)	55
Dominic Rich (1998)	55
7. Kevin Chabot (1995)	51
Scott Pratt (1998)	51
9. Josh Etheredge (1997)	47
Jeff Leatherman (1991)	47

STRIKEOUTS	K
1. Edouard Julien (2018)	79
2. Kevin Chabot (1995)	77
3. Edouard Julien (2019)	76
Brian Fletcher (2009)	76
5. Rankin Waley (2019)	68
6. Brian Fletcher (2010)	67
7. Conor Davis (2019)	65
Josh Bell (2004)	65
9. Steven Williams (2019)	64
Luke Jarvis (2018)	64

HIT BY PITCH	HBP
1. Robert Lewis (1994)	20
2. Jeff Powell (1989)	19
3. Trent Mummey (2009)	17
4. Robert Brooks (2007)	16
5. Brendan Venter (2018)	15
Damek Tomscha (2014)	15
7. Will Holland (2019)	14
Brett Burnham (2001)	14
9. Will Holland (2018)	13
Damon Haecker (2014)	13
Garrett Cooper (2012)	13
Brett Burnham (2000)	13

BATTING AVERAGE	BA
1. Paul Foster (1985)	.433
2. Jim Pyburn (1954)	.432
3. Gabe Gross (2000)	.430
4. Todd Faulkner (2000)	.423
5. Alan Koch (1959)	.419
6. Joey Martin (1971)	.417
7. Larry Nichols (1962)	.412
8. Jay Waggoner (1994)	.409
9. Scott Pratt (1998)	.407
10. Andy Merchant (1969)	.403

SLUGGING PCT	PCT
1. Bo Jackson (1985)	.864
2. Frank Thomas (1989)	.801
3. Todd Faulkner (2000)	.798
4. Trent Mummey (2010)	.797
5. Jim Pyburn (1954)	.784
6. Kevin Patterson (2010)	.782
Doug Gilcrease (1982)	.782
8. Hunter Morris (2010)	.743
9. Paul Foster (1985)	.741
10. Joseph Sanders (2009)	.737

ON BASE PCT	OBP
1. Frank Thomas (1989)	.568
2. Gabe Gross (2000)	.536
3. Frank Thomas (1988)	.509
4. Scott Pratt (1998)	.503
5. Todd Faulkner (2000)	.502
6. Bo Jackson (1985)	.500
7. Tim Edge (1990)	.498
8. Adam Sullivan (1997)	.482
9. Jeff Leatherman (1991)	.476
10. Paul Foster (1985)	.473



CAREER TOP 10 - HITTING

AT BATS AB
1. Jay Waggoner (1992-95)998
2. Brandon Moore (1991-94)917
3. Casey Dunn (1996-99)905
4. Chad Wandall (1996-99)901
5. Mailon Kent (1998-01)879
6. Todd Faulkner (1998-01)868
7. Jamie Kersh (1996-99)838
8. Rock Wilson (1984-87)801
9. Javon Moran (2001-03)793
10. Jordan Ebert (2013-16)784

GAMES PLAYED GP
1. Jay Waggoner (1992-95)246
2. Chad Wandall (1996-99)245
3. Brandon Moore (1991-94)242
4. Mailon Kent (1998-01)232
5. Casey Dunn (1996-99)231
6. Mike Killimett (1991-94)230
7. Jamie Kersh (1996-99)228
8. Jeff Leatherman (1988-91)227
9. Josh Etheredge (1995-98)222
10. Andrew Albrecht (1988-91)221

RUNS R
1. Mailon Kent (1998-01)232
2. Jay Waggoner (1992-95)208
3. Dominic Rich (1998-00)207
4. Josh Etheredge (1995-98)207
5. Rock Wilson (1984-87)201
6. Todd Faulkner (1998-01)197
7. Casey Dunn (1996-99)197
8. Chad Wandall (1996-99)194
9. Rob Macrory (1994-97)194
10. Gabe Gross (1999-01)184

HITS H
1. Jay Waggoner (1992-95)341
2. Mailon Kent (1998-01)309
3. Casey Dunn (1996-99)307
4. Brandon Moore (1991-94)304
5. Todd Faulkner (1998-01)303
6. Chad Wandall (1996-99)280
7. Javon Moran (2001-03)267
8. Jamie Kersh (1996-99)261
9. Gabe Gross (1999-01)259
10. Rock Wilson (1984-87)258

RUNS BATTED IN RBI
1. Josh Etheredge (1995-98)269
2. Todd Faulkner (1998-01)255
3. Casey Dunn (1996-99)232
4. Gabe Gross (1999-01)218
5. Frank Thomas (1987-89)205
6. Jamie Kersh (1996-99)197
7. Paul Foster (1983-86)173
8. Brian Fletcher (2008-10)171
9. Kevin Chabot (1993-95)171
10. Mailon Kent (1998-01)170
Chad Wandall (1996-99)170

SINGLES 1B
1. Jay Waggoner (1992-95)266
2. Brandon Moore (1990-94)245
3. Mailon Kent (1998-01)232
4. Casey Dunn (1996-99)212
5. Jordan Ebert (2013-16)207
6. Javon Moran (2001-03)203
7. Chad Wandall (1996-99)193
8. Jeff Leatherman (1988-91)192
9. Rob Macrory (1994-97)190
10. Rock Wilson (1984-87)190

DOUBLES 2B
1. Todd Faulkner (1998-01)71
2. Gabe Gross (1999-00)68
3. Chad Wandall (1996-99)61
4. Casey Dunn (1996-99)60
5. Tony Haney (1985-88)60
6. Bobby Huddleston (2000-03)56
7. Mailon Kent (1998-01)56
8. Jamie Kersh (1996-99)55
9. Josh Etheredge (1995-98)55
10. Jay Waggoner (1992-95)55

TRIPLES 3B
1. Rock Wilson (1984-87)20
2. Clete Thomas (2003-05)16
3. Trey Gainous (1985-87)15
4. Javon Moran (2001-03)13
5. Andrew Albrecht (1988-91)13
6. Dominic Rich (1998-00)12
7. Jay Waggoner (1992-95)10
8. Mark Hatchett (1972-75)10
9. Adam Sullivan (1996-97)9
10. Jimmy Barfield (1963-64)9
Chris Christopher (1991-93)9
Jim Pyburn (1953-55)9
Johnny Tutt (1980-81)9

HOME RUNS HR
1. Josh Etheredge (1995-98)59
2. Todd Faulkner (1998-01)50
3. Brian Fletcher (2008-10)49
4. Frank Thomas (1987-89)49
5. Hunter Morris (2008-10)46
6. Trent Mummey (2008-10)36
7. Kevin Chabot (1993-95)36
8. Kevin Patterson (2008-11)35
9. Mike Bianucci (2006-08)35
10. Gabe Gross (1999-01)35
Paul Foster (1983-86)35

EXTRA-BASE HITS EBH
1. Todd Faulkner (1998-01)125
2. Josh Etheredge (1995-98)119
3. Gabe Gross (1999-01)108
4. Frank Thomas (1987-89)104
5. Brian Fletcher (2008-10)98
6. Casey Dunn (1996-99)95
7. Hunter Morris (2008-10)93
8. Jamie Kersh (1996-99)92
9. Chad Wandall (1996-99)87
10. Kevin Chabot (1993-96)85

TOTAL BASES TB
1. Todd Faulkner (1998-01)532
2. Josh Etheredge (1995-98)490
3. Casey Dunn (1996-99)470
4. Jay Waggoner (1992-95)446
5. Gabe Gross (1999-01)442
6. Frank Thomas (1987-89)434
7. Hunter Morris (2008-10)426
8. Mailon Kent (1998-01)421
9. Jamie Kersh (1996-99)420
10. Chad Wandall (1996-99)414

MULTI-HR GAMES G
1. Brian Fletcher (2008-10)9
2. Josh Etheredge (1995-98)8
3. Frank Thomas (1987-89)8
4. Hunter Morris (2008-10)5
5. Trent Mummey (2008-10)4
6. Josh Bell (2003-05)4
7. Tim Lemons (1984-85)4
8. Bob Berry (1981-83)4
9. Eight tied at3

MULTI-HIT GAMES G
1. Jay Waggoner (1992-95)101
2. Mailon Kent (1998-01)93
3. Todd Faulkner (1998-01)92
4. Brandon Moore (1991-94)89
5. Casey Dunn (1996-99)87
6. Rob Macrory (1994-97)86
7. Javon Moran (2001-03)85
8. Gabe Gross (1999-01)80
9. Chad Wandall (1996-99)80
10. Dominic Rich (1998-00)77

MULTI-RBI GAMES G
1. Josh Etheredge (1995-98)74
2. Todd Faulkner (1998-01)68
3. Casey Dunn (1996-99)66
4. Gabe Gross (1999-01)63
5. Jamie Kersh (1996-99)51
6. Frank Thomas (1987-89)49
7. Kevin Chabot (1993-95)47
8. Brian Fletcher (2008-10)46
9. Five tied at42

STOLEN BASES SB
1. Mailon Kent (1998-01)90
2. Curt Cope (1973-76)79
3. Dom Fucci (1976-79)69
4. Javon Moran (2001-03)68
5. Clete Thomas (2003-05)58
6. Bruce Edwards (2004-07)57
7. Rob Macrory (1994-97)55
8. Mickey Miller (1973-76)52
9. Dominic Rich (1998-00)47
10. Ryan Tella (2012-14)44
Trey Gainous (1985-87)44

BASE ON BALLS BB
1. Jeff Leatherman (1988-91)160
2. Frank Thomas (1987-89)153
3. Gabe Gross (1999-01)145
4. Kevin Chabot (1993-95)142
5. Dominic Rich (1998-00)141
6. Rock Wilson (1984-87)134
7. Josh Etheredge (1995-98)134
8. Jay Waggoner (1992-95)127
9. Mark Bellhorn (1993-95)121
10. Rob Macrory (1994-97)118

STRIKEOUTS K
1. Kevin Chabot (1993-96)206
2. Brian Fletcher (2008-10)196
3. Josh Etheredge (1995-98)199
4. Kevin Patterson (2008-11)192
5. Jamie Kersh (1996-99)181
6. Chad Wandall (1996-99)165
7. Scott Schade (2001-03)158
8. Daniel Robert (2014-17)158
9. Edouard Julien (2018-19)155
10. Josh Bell (2003-05)154

HIT BY PITCH HBP
1. Damon Haecker (2014-17)34
2. Will Holland (2017-19)31
3. Trent Mummey (2008-10)29
4. Tony Caldwell (2008-11)27
5. Brett Burnham (2000-01)27
6. Josh Etheredge (1995-97)27
7. Brian Fletcher (2008-10)26
8. Jeff Powell (1989-90)26
9. Dan Glevenyak (2012-14)24
10. Jonathan Schuerholz (2000-02)24
Rob Macrory (1994-97)24

BATTING AVERAGE BA
1. Jimmy Barfield (1963-64)385
2. Frank Thomas (1987-89)382
3. Gabe Gross (1999-01)375
4. Andy Merchant (1969-72)363
5. Jim Pyburn (1953-55)360
6. Scott Sullivan (1993, '96-97)359
7. Jay Waggoner (1993-95)355
8. Frank Fryer (1964-66)353
9. Mailon Kent (1998-01)352
10. Paul Foster (1983-86)352

SLUGGING PCT PCT
1. Frank Thomas (1987-89)722
2. Bo Jackson (1983, '85-86)715
3. Brian Fletcher (2008-10)649
4. Gabe Gross (1999-01)641
5. Hunter Morris (2008-10)628
6. Jimmy Barfield (1963-64)626
7. Josh Etheredge (1993-95)635
8. Karl Aronite (2003-05)616
9. Mike Bianucci (2006-08)613
10. Todd Faulkner (1998-01)613





SINGLE-SEASON TOP 10 - PITCHING

GAMES PITCHED		G
1. John Madden (2005)	44	
2. Gregg Olson (1987)	42	
3. Gregg Olson (1988)	36	
4. Jared Shore (2005)	35	
5. Colter Bean (1999)	34	
6. Steven Register (2003)	33	
Brandon Mayfield (2000)	33	
Finley Woodward (1995)	33	
Ryan Halla (1994)	33	
10. Michael Nix (2005)	32	
Cory Dueitt (2003)	32	

EARNED RUN AVERAGE		ERA
1. Paul Susce (1954)	0.99	
2. George Simmons (1968)	1.26	
3. Gregg Olson (1987)	1.26	
4. Terry Leach (1974)	1.31	
5. Beal Lazenby (1969)	1.43	
6. Jimmy Crysel (1964)	1.46	
7. Tom McClendon (1953)	1.48	
8. Herbie Pearce (1954)	1.49	
9. Quineth Roberts (1958)	1.56	
10. Jim Blouser (1967)	1.56	

GAMES STARTED (since 1975)		GS
1. Ryan Halla (1995)	24	
2. John Powell (1993)	23	
3. Brent Schoening (1999)	21	
Chris Bootcheck (1999)	21	
Kevin Humphreys (1994)	21	
Mark Chapman (1987)	21	
7. Chris Bootcheck (2000)	19	
Bryan Hebson (1997)	19	
9. Seven tied at	18	

GAMES RELIEVED (since 1975)		GR
1. John Madden (2005)	44	
2. Gregg Olson (1987)	42	
3. Gregg Olson (1988)	35	
4. Colter Bean (1999)	34	
5. Steven Register (2003)	33	
Brandon Mayfield (2000)	33	
Finley Woodward (1995)	33	
8. Michael Nix (2005)	32	
9. Calvin Coker (2017)	31	
Bryan Woodall (2008)	31	

WINS		
1. Ryan Halla (1995)	16	
2. Tim Hudson (1997)	15	
Q. V. Lowe (1967)	15	
John Powell (1993)	15	
5. Tommy Youngblood (1989)	14	
6. Brent Schoening (1999)	13	
Hayden Gliemmo (1999)	13	
Hayden Gliemmo (1998)	13	
Kevin Humphreys (1994)	13	
10. Chris Morrison (1995)	12	

LOSSES		L
1. Mike Ferry (1990)	10	
2. Evan Crawford (2006)	8	
Jon Hebel (1992)	8	
Ward Yerby (1983)	8	
5. Derek Varnadore (2012)	7	
Chris Dennis (2006)	7	
Hayden Gliemmo (1999)	7	
John Powell (1992)	7	
Phil Deriso (1981)	7	
Phil Deriso (1980)	7	
Jack Van Yperen (1972)	7	

WINNING PERCENTAGE		PCT	(W-L)
1. Levale Speigner (2003)	1.000	(10-0)	
Jimmy Crysel (1964)	1.000	(9-0)	
Terry Leach (1974)	1.000	(9-0)	
Steven Register (2004)	1.000	(7-0)	
Ed Ohman (1988)	1.000	(7-0)	
Lloyd Nix (1959)	1.000	(6-0)	
Elliott Anderson (2018)	1.000	(5-0)	
Steven Register (2002)	1.000	(5-0)	
Phil Constan (1980)	1.000	(5-0)	
John Powell (1990)	1.000	(5-0)	
Welby Malczewski (2018)	1.000	(4-0)	
Cole Lipscomb (2017)	1.000	(4-0)	
13. Q. V. Lowe (1967)	.938	(15-1)	
14. Brent Schoening (1999)	.928	(13-1)	
15. Gregg Olson (1987)	.917	(11-1)	

SAVES		SV
1. Finley Woodward (1995)	19	
2. Steven Register (2003)	16	
3. Michael Nix (2005)	13	
4. Cody Greenhill (2019)	12	
Austin Hubbard (2009)	12	
6. Bryan Woodall (2008)	11	
7. Terrance Dedrick (2013)	10	
Austin Hubbard (2010)	10	
Gregg Olson (1988)	10	
Gregg Olson (1987)	10	

COMPLETE GAMES		CG
1. Joe Beckwith (1977)	10	
Q. V. Lowe (1967)	10	
3. Bill Letchworth (1951)	9	
4. John Powell (1993)	7	
John Powell (1992)	7	
Ward Yerby (1983)	7	
Jim Blouser (1967)	7	
8. Mark Chapman (1987)	6	
Mark Chapman (1986)	6	
Robert Hudson (1977)	6	
Robert Hudson (1976)	6	
Terry Leach (1976)	6	
Davis May (1975)	6	

INNINGS PITCHED		IP
1. Ryan Halla (1995)	146.2	
2. Kevin Humphreys (1994)	142.2	
3. John Powell (1993)	141.0	
4. Brent Schoening (1999)	138.1	
5. Q.V. Lowe (1967)	128.0	
6. Chris Bootcheck (1999)	127.2	
7. Hayden Gliemmo (1999)	123.1	
8. Chris Bootcheck (2000)	122.0	
9. Scott Renner (1989)	120.0	
10. Tim Hudson (1997)	118.1	
Hayden Gliemmo (1998)	118.1	

STRIKEOUTS		K
1. John Powell (1993)	191	
2. Tim Hudson (1997)	165	
3. Casey Mize (2018)	156	
4. Brent Schoening (1999)	151	
5. Ryan Halla (1995)	148	
6. John Powell (1994)	130	
7. Chris Bootcheck (1999)	125	
8. Q.V. Lowe (1967)	123	
9. Bryan Hebson (1997)	121	
John Powell (1991)	121	
10. John Powell (1992)	120	



CAREER TOP 10 - PITCHING/DEFENSE

GAMES PITCHED	GP
1. Colter Bean (1997-00)	108
2. Cory Dueitt (2001-04)	107
3. Gregg Olson (1986-88)	97
4. John Powell (1990-94)	96
5. Ryan Halla (1993-96)	89
6. Levale Speigner (2000-03)	87
Mark Fuller (1989-92)	87
8. Finley Woodward (1995-97)	85
9. Mark Shiflett (1978-81)	84
10. Mike Ferry (1988-90)	77

EARNED RUN AVERAGE	FRA
1. Q.V. Lowe (1966-67)	1.69
2. Joe Overton (1962-63)	1.77
3. Joe Beckwith (1974-77)	1.92
4. Tommy Smith (1967-68)	2.07
5. Monti Sharpe (1964-65)	2.25
6. Keegan Thompson (2014-15, '17)	2.46
Rick Eisenacher (1969-71)	2.46
8. Jim Blausler (1966-67)	2.52
9. Terry Leach (1973-76)	2.53
10. Cody Greenhill (2018-pres)	2.59
John Powell (1993-94)	2.59

GAMES STARTED (since 1975)	GS
1. John Powell (1990-94)	77
2. Hayden Gliemmo (1998-00)	63
Mark Chapman (1984-87)	63
4. Ryan Halla (1993-96)	58
5. Arnold Hughey (2002-05)	55
6. Brent Schoening (1997-99)	52
7. Levale Speigner (2000-03)	51
8. Colby Paxton (2001-04)	49
Chris Bootcheck (1998-00)	49
10. Bryan Hebson (1995-97)	44

GAMES RELIEVED (since 1975)	GR
1. Colter Bean (1997-00)	106
2. Cory Dueitt (2001-04)	89
3. Gregg Olson (1986-88)	82
4. John Madden (2004-05)	73
5. Finley Woodward (1995-97)	69
6. Bradley Hendrix (2008-11)	68
Steven Register (2002-04)	68
8. Mike Ferry (1989-90)	67
9. Elliott Anderson (2017-19)	65
10. Jason LeBoeuf (1992-95)	64

WINS	W
1. John Powell (1990-94)	43
2. Ryan Halla (1993-96)	39
3. Hayden Gliemmo (1998-01)	37
4. Joe Beckwith (1974-77)	31
5. Brent Schoening (1997-99)	29
6. Levale Speigner (2000-03)	28
7. Mark Shiflett (1978-81)	27
Mark Chapman (1984-87)	26
9. Chris Bootcheck (1998-00)	25
Bryan Hebson (1995-97)	25
Gregg Olson (1986-88)	25

LOSSES	L
1. John Powell (1990-94)	20
2. Phil Deriso (1978-81)	19
3. Arnold Hughey (2002-05)	17
Jack Van Yperen (1971-73)	17
Mark Shiflett (1978-81)	17
Mark Chapman (1984-87)	17
7. Jon Luke Jacobs (2009-12)	16
Ryan Halla (1993-96)	16
Jon Hebel (1990-93)	16
Bill Latham (1978-81)	16

WINNING PCT (10+ Dec.)	PCT	(W-L)
1. Q.V. Lowe (1966-67)	.885	(23-3)
2. Elliott Anderson (2017-19)	.867	(13-2)
3. Chris Morrison (1994-95)	.840	(21-4)
4. Steven Register (2002-04)	.833	(15-3)
5. Joe Overton (1962-63)	.824	(14-3)
6. Jerry Lewter (1963-65)	.818	(9-2)
7. Tim Hudson (1996-97)	.800	(20-5)
Jimmy Crysel (1963-65)	.800	(12-3)
9. Kevin Humphreys (1994-95)	.786	(22-6)
10. Gregg Olson (1986-88)	.781	(25-7)

WINNING PCT (20+ Dec.)	PCT	(W-L)
1. Q.V. Lowe (1966-67)	.885	(23-3)
2. Chris Morrison (1994-95)	.840	(21-4)
3. Tim Hudson (1996-97)	.800	(20-5)
4. Kevin Humphreys (1994-95)	.786	(22-6)
5. Gregg Olson (1986-88)	.781	(25-7)
6. Hayden Gliemmo (1998-01)	.775	(37-12)
6. Brent Schoening (1997-99)	.763	(29-9)
7. Tommy Youngblood (1987-90)	.739	(17-6)
9. Chris Bootcheck (1998-00)	.714	(25-10)
10. Ryan Halla (1993-96)	.709	(39-16)

SAVES	S
1. Finley Woodward (1995-97)	29
2. Steven Register (2002-04)	25
3. Austin Hubbard (2007-10)	22
4. Colter Bean (1997-00)	20
Gregg Olson (1986-88)	20
6. Cody Greenhill (2018-pres)	19
7. Terrance Dedrick (2013-14)	14
8. Michael Nix (2004-05)	13
Mike Ferry (1988-90)	13
10. Justin Camp (2013-16)	11
Bryan Woodall (2006-08)	11

COMPLETE GAMES	CG
1. Joe Beckwith (1974-77)	20
2. John Powell (1990-94)	18
3. Mark Chapman (1984-87)	17
4. Robert Hudson (1975-77)	14
5. Terry Leach (1973-76)	13
6. Q.V. Lowe (1966-67)	10
7. Ward Yerby (1982-83)	9
8. Phil Deriso (1978-81)	8
9. Stacy Jones (1986-88)	7
Bill Latham (1978-81)	7
Jim Blausler (1966-67)	7

INNINGS PITCHED	IP
1. John Powell (1990-94)	477.0
2. Ryan Halla (1993-96)	400.0
3. Levale Speigner (2000-03)	369.2
4. Hayden Gliemmo (1998-01)	359.0
5. Arnold Hughey (2002-05)	345.1
6. Mark Chapman (1984-87)	343.1
7. Joe Beckwith (1974-77)	338.0
8. Brent Schoening (1997-99)	325.0
9. Chris Bootcheck (1998-00)	304.1
10. Mark Fuller (1989-92)	288.2

STRIKEOUTS	K
1. John Powell (1990-94)	602
2. Ryan Halla (1993-96)	392
3. Brent Schoening (1997-99)	327
4. Casey Mize (2016-18)	324
5. Hayden Gliemmo (1998-01)	290
6. Arnold Hughey (2002-05)	272
7. Gregg Olson (1986-88)	271
8. Chris Bootcheck (1998-00)	270
9. Tim Hudson (1996-97)	255
10. Bryan Hebson (1995-97)	251

CAUGHT STEALING BY	CS
1. Tony Caldwell (2008-11)	59
2. Casey Dunn (1996-99)	57
3. Blake Austin (2011-2014)	48
4. Josh Bell (2003-05)	39
5. Bobby Huddleston (2000-03)	35
6. Blake Logan (2014-17)	33
7. Josh Donaldson (2005-07)	29
Trent Pratt (2001-02)	29
9. Ryan Jenkins (2006-10)	28
10. Kirby Clark (1995-96)	26





TEAM TOP 10

TEAM BATTING

GAMES

- 67 (1997)
- 66 (2019)
- 66 (2018)
- 65 (1999)
- 65 (1994)
- 64 (2010)
- 64 (1989)
- 64 (1998)
- 63 (2017)
- 63 (2003)
- 63 (1995)
- 63 (1993)

AT BATS

- 2,428 (1997)
- 2,344 (2010)
- 2,327 (1994)
- 2,324 (1998)
- 2,323 (1999)
- 2,281 (2019)
- 2,244 (2003)
- 2,223 (2018)
- 2,174 (1995)
- 2,169 (2000)

RUNS

- 613 (1997)
- 595 (1998)
- 584 (2010)
- 558 (2000)
- 546 (1999)
- 503 (1994)
- 480 (1995)
- 467 (2018)
- 464 (1989)
- 426 (1993)

HITS

- 828 (1997)
- 816 (2010)
- 789 (1998)
- 769 (1999)
- 744 (1994)
- 702 (2000)
- 687 (2003)
- 679 (1993)
- 673 (1995)
- 659 (1989)

RBI

- 577 (1997)
- 549 (2010)
- 541 (1998)
- 507 (2000)
- 495 (1999)
- 444 (1994)
- 435 (1995)
- 423 (2018)
- 414 (1989)
- 385 (1993)

SINGLES

- 560 (1997)
- 548 (1994)
- 542 (1999)
- 523 (2010)
- 518 (1998)
- 511 (1993)
- 498 (2018)
- 488 (1989)
- 480 (2000)
- 477 (2003)
- 463 (2002)

DOUBLES

- 165 (1997)
- 165 (1998)
- 157 (1999)
- 152 (1995)
- 148 (2010)
- 144 (2000)
- 139 (2003)
- 135 (2008)
- 133 (1994)
- 128 (2002)

TRIPLES

- 26 (1986)
- 23 (1980)
- 22 (1985)
- 21 (2003)
- 21 (1994)
- 20 (1999)
- 19 (2012)
- 19 (1996)
- 19 (1998)
- 18 (2015)
- 18 (1997)
- 18 (1964)

HOME RUNS

- 131 (2010)
- 103 (2009)
- 87 (1998)
- 85 (1997)
- 73 (2018)
- 72 (1985)
- 63 (2000)
- 61 (1983)
- 60 (1984)
- 58 (2008)

EXTRA-BASE HITS

- 293 (2010)
- 271 (1998)
- 268 (1997)
- 227 (1999)
- 222 (2000)
- 219 (1995)
- 218 (2009)
- 210 (2003)
- 208 (2008)
- 201 (2018)

TOTAL BASES

- 1,385 (2010)
- 1,284 (1997)
- 1,253 (1998)
- 1,116 (1999)
- 1,065 (2000)
- 1,050 (2018)
- 1,045 (1994)
- 1,018 (2003)
- 1,009 (1995)
- 983 (2009)

STOLEN BASES

- 116 (1974)
- 113 (2012)
- 105 (2007)
- 101 (1971)
- 97 (2000)
- 90 (1978)
- 84 (2001)
- 83 (1999)
- 80 (2014)
- 76 (2005)
- 76 (1998)

BASE ON BALLS

- 349 (1989)
- 346 (1998)
- 340 (2000)
- 320 (1995)
- 309 (2018)
- 308 (1994)
- 288 (2001)
- 280 (2019)
- 280 (2017)
- 278 (1997)

STRIKEOUTS

- 553 (2019)
- 501 (2018)
- 484 (2009)
- 465 (2010)
- 445 (2017)
- 416 (2016)
- 416 (2005)
- 416 (2004)
- 412 (2015)
- 409 (2003)

HIT BY PITCH

- 84 (2018)
- 76 (2014)
- 73 (2010)
- 70 (1997)
- 65 (2007)
- 65 (2000)
- 64 (1989)
- 63 (2009)
- 62 (2016)
- 61 (2006)

BATTING AVG.

- .348 (2010)
- .341 (1997)
- .340 (1998)
- .331 (1999)
- .325 (1964)
- .324 (2000)
- .323 (1985)
- .320 (1994)
- .316 (1982)
- .315 (1993)

SLUGGING PCT.

- .591 (2010)
- .539 (1998)
- .529 (1997)
- .516 (2009)
- .514 (1985)
- .495 (1982)
- .491 (2000)
- .480 (1999)
- .476 (1978)
- .475 (2008)

ON-BASE PCT.

- .428 (1998)
- .425 (2000)
- .423 (2010)
- .419 (1997)
- .417 (1999)
- .417 (1989)
- .410 (1994)
- .407 (1995)
- .399 (1988)
- .397 (1987)
- .397 (1985)

TEAM PITCHING

ERA

- 2.09 (1967)
- 2.19 (1964)
- 2.19 (1954)
- 2.32 (1976)
- 2.48 (1958)
- 2.49 (1969)
- 2.50 (1962)
- 2.54 (1968)
- 3.13 (1975)
- 3.13 (1988)

WINS

- 50 (1997)
- 50 (1995)
- 46 (1999)
- 46 (1998)
- 44 (1994)
- 44 (1989)
- 43 (2018)
- 43 (2010)
- 42 (2003)
- 42 (1987)

LOSSES

- 34 (2006)
- 34 (1983)
- 33 (2016)
- 29 (2011)
- 28 (2019)
- 28 (2014)
- 28 (2012)
- 28 (2008)
- 26 (2017)
- 26 (2015)
- 26 (2005)
- 26 (2002)
- 26 (1981)

SAVES

- 23 (1995)
- 21 (2005)
- 21 (2003)
- 18 (2015)
- 18 (2013)
- 18 (1997)
- 17 (2018)
- 16 (2019)
- 16 (2010)
- 15 (2011)

WINNING PCT.

- .794 (1995)
- .773 (1954)
- .762 (1967)
- .750 (1964)
- .746 (1997)
- .719 (1998)
- .712 (1976)
- .709 (1988)
- .708 (1999)
- .705 (1974)

SHUTOUTS

- 9 (1988)
- 8 (2015)
- 8 (1989)
- 8 (1976)
- 7 (2019)
- 7 (2017)
- 7 (1967)
- 5 (2018)
- 5 (2014)
- 5 (1992)
- 5 (1990)
- 5 (1974)

INNINGS PITCHED

- 598.1 (2019)
- 591.2 (1997)
- 579.0 (2018)
- 572.1 (2010)
- 570.0 (1999)
- 570.0 (1994)
- 565.1 (1995)
- 562.0 (2017)
- 561.2 (1998)
- 559.0 (2003)

STRIKEOUTS

- 629 (1997)
- 595 (2018)
- 568 (2019)
- 558 (1993)
- 554 (1999)
- 512 (1994)
- 489 (1996)
- 485 (2017)
- 484 (2010)
- 481 (1991)

COMPLETE GAMES

- 21 (1967)
- 19 (1977)
- 18 (1976)
- 16 (1975)
- 13 (1985)
- 13 (1981)
- 11 (1992)
- 11 (1989)
- 11 (1983)
- 9 (1993)
- 9 (1986)



YEAR-BY-YEAR TEAM HITTING

Year	G	AVG	SLG	OBP	AB	R	H	2B	3B	HR	RBI	SB	SBA	BB	SO	HBP	SAC	SF
1949	19	.277			590	74	134	20	8	4	52	22		12			12	
1950	25	.294			878	150	258	32	8	3	121	64		116			21	
1951	25	.295			916	212	270	40	12	16	163							
1952	26	.256			927	187	237	36	12	8	149	27		167	171			
1953	21	.234			697	114	163	21	9	10	88							
1954	22	.281			740	154	208	32	14	11	150							
1955	25	.288			890	172	256	42	7	9	153							
1956	23	.270			756	165	204	25	12	12	141	54						
1957	26	.294			889	176	261	29	13	10	154	24						
1958	27	.274			951	198	261	42	13	15	174	40						
1959	27	.271			929	155	252	38	8	4	130	44						
1960	23	.268			817	159	219	32	9	12	126	28						
1961	25	.289			863	190	249	37	13	22	176	14		151				
1962	22	.268			758	146	203	32	8	17	142	1		129				
1963	25	.268			822	156	220	36	16	8	130	55						
1964	28	.307			933	174	286	42	19	8	134	56						
1965	20	.280			656	129	184	33	17	10	104	35						
1966	23	.271			790	117	214	27	9	21	107	24						
1967	42	.289			1279	219	369	47	12	32	198	36		146				
1968	34	.291			1091	182	318	44	9	19	150	18						
1969	37	.278			1178	189	328	49	10	8	160	65						
1970																		
1971	39	.303			1225	242	371	67	8	32	223	101						
1972	35	.268			1128	185	302	44	14	18	159	58						
1973	39	.248			1221	185	303	45	15	9	166	78						
1974	44	.274			1332	252	365	58	15	14	201	116		241	186		17	20
1975	45	.261			1378	231	360	77	6	21	210	56		204	263		18	25
1976	52	.283			1506	286	426	66	8	28	251	75		236	246		40	16
1977	46	.284			1395	285	396	71	12	34	251	78		239	300		30	16
1978	54	.293			1707	372	501	109	16	57	298	90		238	324	25	29	24
1979	42	.275			1238	245	341	58	11	33	201	67		216	231	19	40	18
1980	51	.248			1542	237	382	60	23	20	189	69		231	327	23	58	20
1981	53	.273			1691	292	461	80	8	49	248	46		203	278	14	28	13
1982	48	.316			1569	348	496	93	8	57	307	29		222	222	18	23	18
1983	50	.262	.436		1597	315	418	81	7	61	268	33	54	277	314	21	30	
1984	51	.270	.439		1611	313	435	75	10	60	275	49	63	231	312	23	28	12
1985	52	.323	.514		1796	404	580	83	22	72	372	23	33	213	287	21	10	20
1986	55	.291	.431		1821	364	530	75	26	42	322	28	34	276	294	22	17	17
1987	59	.306	.469	.397	1931	412	590	123	15	54	365	59	74	271	304	31	16	15
1988	55	.308	.415	.399	1785	373	549	96	15	27	332	21	33	258	275	31	10	24
1989	64	.309	.433	.413	2132	464	659	116	16	39	414	32	42	349	275	64	24	24
1990	58	.291	.409	.382	1880	372	548	99	14	31	323	21	38	253	246	37	20	23
1991	59	.299	.444	.390	1985	411	593	110	11	52	381	25	41	271	274	39	24	20
1992	55	.281	.352	.370	1812	258	510	70	12	11	225	34	50	238	294	31	28	17
1993	63	.315	.435	.396	2158	426	679	116	13	39	385	59	83	255	348	34	37	18
1994	65	.320	.449	.410	2327	503	744	133	21	42	444	64	85	308	379	48	52	26
1995	63	.310	.464	.407	2174	480	673	152	17	50	435	48	76	320	399	38	55	27
1996	56	.287	.428	.373	1951	374	559	115	19	41	345	67	78	222	330	48	51	16
1997	67	.341	.529	.419	2428	613	828	165	18	85	577	67	82	278	382	70	49	30
1998	64	.340	.539	.428	2324	595	789	165	19	87	541	76	95	346	408	43	26	37
1999	65	.331	.480	.417	2323	546	769	157	20	50	495	83	93	324	368	48	45	40
2000	61	.324	.491	.425	2169	558	702	144	15	63	507	97	118	340	314	65	44	30
2001	58	.291	.417	.393	1981	406	576	118	14	35	365	84	102	288	320	60	43	25
2002	60	.302	.427	.373	2116	399	639	128	7	41	358	56	66	215	356	41	43	25
2003	63	.306	.454	.374	2244	399	687	138	21	50	374	50	67	212	409	43	34	21
2004	56	.279	.398	.358	1935	318	540	105	16	31	291	39	50	218	416	33	39	22
2005	60	.293	.434	.377	2069	356	607	118	17	46	326	76	96	243	416	49	19	25
2006	56	.276	.389	.351	1945	283	536	104	6	35	255	41	55	174	397	61	31	15
2007	56	.295	.411	.382	1978	395	583	104	6	38	350	105	127	234	394	65	37	29
2008	56	.301	.475	.383	1949	387	586	135	15	58	346	74	106	228	386	51	30	30
2009	56	.286	.516	.381	1906	391	546	102	13	103	371	40	55	239	484	63	32	20
2010	64	.348	.591	.423	2344	584	816	148	14	131	549	61	94	261	465	73	58	38
2011	58	.296	.421	.380	2013	335	596	120	7	39	311	44	71	228	399	60	45	24
2012	59	.304	.432	.386	2005	351	610	113	19	35	311	113	151	232	372	52	60	27
2013	56	.275	.385	.359	1848	272	508	101	5	31	246	33	55	214	353	40	35	23
2014	56	.270	.340	.360	1838	235	497	65	9	15	212	80	119	192	298	76	51	19
2015	62	.273	.371	.359	2029	301	553	109	18	18	272	62	100	232	412	57	45	25
2016	56	.294	.416	.384	1976	346	581	102	14	37	310	61	89	241	416	62	9	21
2017	63	.274	.387	.367	2115	363	579	124	13	30	327	55	77	280	445	52	17	32
2018	66	.282	.439	.386	2223	467	626	124	4	73	423	50	75	309	501	84	17	26
2019	66	.266	.388	.357	2281	387	606	111	9	50	351	63	76	280	553	59	23	27
2020	18	.330	.492	.421	636	158	210	51	5	14	148	14	18	95	112	16	5	16





YEAR-BY-YEAR TEAM PITCHING

Year	G	W-L	Pct.	SV	CG	SHO	ERA	IP	H	R	ER	BB	SO	PO	A	E	Pct.	DP
1949	19	9-10	.473				5.48	166.0	156	144	101	79	103	482	177	69	.905	18
1950	25	12-13	.480					217.2	180	104		142	156	524	290	65	.926	--
1951	25	14-11	.560					225.0	204	156		145	170	--	--	--	--	--
1952	26	13-11	.542				4.14	235.0	193	162	108	158	139	698	264	59	.942	--
1953	21	9-12	.429				3.84	173.1	161	120	74	131	132	629	199	66	.926	--
1954	22	17-5	.773				2.19	189.0	148	86	46	94	122	538	212	43	.946	--
1955	25	9-16	.360					215.2	249	191		119	133	641	230	83	.913	--
1956	23	12-11	.522				4.06	170.2	191	123	77	111	118	560	239	53	.938	--
1957	26	16-10	.615				3.24	222.0	228	132	80	106	144	665	288	53	.947	--
1958	27	19-8	.704				2.48	290.0	219	118	80	115	214	--	--	--	--	40
1959	27	15-11	.577				3.21	230.0	232	123	82	108	173	--	--	80	--	22
1960	23	15-8	.652				5.31	207.0	209	148	122	128	158	1265	601	105	.947	37
1961	25	14-11	.560				4.21	220.0	235	150	103	120	129					
1962	22	15-7	.682				2.50	205.0	186		57	108	160					
1963	25	17-8	.680				3.46	213.0	158	98	82	103	189					
1964	28	21-7	.750				2.45	246.1	177	91	67	136	179					
1965	20	13-7	.650				4.66	152.2	140	89	79	91	121					
1966	23	14-9	.609				2.65	180.0	133	77	53	79	132					
1967	42	32-10	.762		21		2.09	374.0	271	145	87	168	312					
1968	34	22-12	.647				2.52	289.0	226	109	81	154	232					
1969	37	20-17	.541				2.49	318.0	270	128	88	155	265					
1970																		
1971	39	23-16	.590				4.65	325.1	323	212	168	161	257					
1972	35	18-17	.514				3.15	303.0	305	174	106	106	186					
1973	39	20-19	.513			3	3.71	329.2	288	184	136	178	188					
1974	44	31-13	.705			5	2.88	362.1	287	154	116	206	171					
1975	45	24-21	.533		16	4	3.13	371.1	306	186	129	174	240					
1976	52	37-15	.712		18	8	2.32	399.1	318	175	103	177	299					
1977	46	28-18	.609		19	4	3.94	367.2	360	227	161	184	262					
1978	54	33-21	.611		6	2	4.13	442.0	413	294	203	257	284					
1979	42	21-21	.500	8	8	2	3.84	339.2	284	195	145	207	257					
1980	51	27-24	.529	9	6		3.84	421.2	412	252	180	256	221					
1981	53	27-26	.509	11	13		4.95	438.0	501	289	241	210	257					
1982	48	27-20	.573	8	5		5.90	386.0	450	312	253	231	226	--	--	89	--	42
1983	50	16-34	.320	2	11	2	6.89	407.2	524	394	312	272	265	1193	456	101	.942	35
1984	51	27-24	.529	6	7	2	6.21	409.0	411	341	282	261	321	1226	517	99	.946	36
1985	52	30-22	.577	7	13	0	5.44	426.2	515	322	258	221	254	1259	522	97	.948	41
1986	55	31-24	.564	10	9	2	5.13	447.1	508	313	255	193	292	1353	572	100	.951	40
1987	59	42-18	.700	11	7	2	4.47	483.0	514	279	240	204	385	1452	567	69	.967	49
1988	55	39-16	.709	14	6	9	3.13	451.1	402	205	157	181	425	1352	545	74	.962	40
1989	64	44-20	.668	13	11	8	3.33	540.2	545	304	235	236	424	1622	626	77	.967	61
1990	58	34-24	.586	8	7	5	5.09	468.1	488	321	265	265	419	1405	566	98	.953	44
1991	59	35-24	.593	7	7	2	4.18	495.2	495	285	230	239	481	1487	641	83	.962	56
1992	55	30-25	.545	13	11	5	3.43	469.0	448	226	179	219	453	1407	546	72	.964	35
1993	63	40-23	.635	11	9	4	3.98	538.2	518	292	238	233	558	1616	625	82	.965	67
1994	65	44-21	.677	14	4	3	3.85	570.0	558	291	244	211	512	1710	705	93	.963	50
1995	63	50-13	.794	23	7	2	3.53	565.1	541	276	222	171	448	1696	725	94	.963	61
1996	56	32-24	.571	8	0	3	4.74	497.0	488	318	262	235	489	1491	584	104	.952	39
1997	67	50-17	.746	18	4	4	4.30	591.2	568	354	283	246	629	1775	685	109	.958	66
1998	64	46-18	.719	8	3	4	4.74	561.2	603	342	296	202	472	1685	672	93	.962	69
1999	65	46-19	.708	11	4	3	4.94	570.0	634	380	313	206	554	1710	548	103	.956	44
2000	61	41-20	.672	8	4	1	5.31	536.0	611	381	316	227	394	1608	582	101	.956	42
2001	57	37-21	.638	11	2	4	4.05	509.1	538	284	229	177	292	1528	627	90	.960	53
2002	60	34-26	.600	9	5	4	4.85	525.1	564	324	283	165	361	1576	627	68	.970	59
2003	63	42-21	.667	21	2	3	4.22	559.0	564	305	262	173	446	1677	652	77	.968	54
2004	56	32-24	.571	11	1	3	4.81	498.0	510	320	266	203	411	1494	574	81	.962	32
2005	60	34-26	.567	21	1	2	3.89	535.0	547	291	231	169	389	1605	679	83	.965	46
2006	56	22-34	.393	9	0	1	5.15	494.2	562	354	283	214	375	1484	557	90	.958	43
2007	56	31-25	.554	14	1	3	4.59	506.0	550	325	258	208	392	1518	606	91	.959	46
2008	56	28-28	.500	13	2	2	4.86	494.1	550	316	267	167	394	1483	556	64	.970	44
2009	56	31-25	.554	12	0	0	6.12	497.1	648	387	338	228	411	1492	526	65	.969	55
2010	64	43-21	.672	16	3	2	5.00	572.1	636	386	318	220	484	1717	616	93	.962	46
2011	58	29-29	.500	15	2	3	5.09	518.0	599	341	293	226	412	1554	572	71	.968	43
2012	59	31-28	.525	14	0	3	3.92	521.1	513	276	227	184	322	1564	661	84	.964	52
2013	56	33-23	.589	18	2	2	3.40	492.2	458	242	186	189	318	1478	616	66	.969	50
2014	56	28-28	.500	8	4	5	3.34	501.2	482	228	186	167	333	1503	592	65	.970	51
2015	62	36-26	.581	18	3	8	3.42	547.2	517	254	208	212	465	1643	610	61	.974	46
2016	56	23-33	.411	5	2	4	4.57	496.1	525	304	252	196	397	1489	581	85	.961	46
2017	63	37-26	.587	14	2	7	4.36	562.0	559	303	272	181	485	1686	649	59	.975	52
2018	66	43-23	.651	17	3	5	4.13	579.0	545	299	266	223	595	1737	593	61	.971	35
2019	66	38-28	.576	16	2	7	4.45	598.1	601	343	296	267	568	1795	626	67	.973	42
2020	18	13-5	.722	2	0	5	2.81	160.0	127	56	50	63	209	480	149	11	.983	12



STREAKS & SWEEPS

BEST OVERALL RECORD AFTER

Games	Record	Year
1	1-0	54 times
2	2-0	35 times
3	3-0	26 times
4	4-0	19 times
5	5-0	15 times
6	6-0	11 times
7	7-0	8 times
8	8-0	6 times
9	9-0	6 times
10	10-0	4 times
11	11-0	4 times
12	12-0	1997/2001/2018
13	13-0	1997/2001/2018
14	14-0	1997/2018
15	15-0	1997/2018
16	16-0	1997
17	17-0	1997
18	17-1	1997/2018
19	18-1	1997/2018
20	19-1	1997/2018
21	20-1	1997
22	20-2	1997/1999/2019
23	21-2	1997/1999
24	22-2	1997
25	23-2	1997
26	24-2	1997
27	25-2	1997
28	26-2	1997
29	27-2	1997
30	27-3	1997/1999
31	28-3	1997
32	29-3	1997
33	29-4	1995/1997
34	30-4	1995/1997
35	31-4	1995/1997
36	32-4	1995/1997
37	33-4	1995/1997
38	34-4	1995/1997
39	35-4	1995
40	36-4	1995
41	37-4	1995
42	37-5	1995
43	38-5	1995
44	39-5	1995
45	40-5	1995
46	40-6	1995
47	41-6	1995
48	42-6	1995
49	43-6	1995
50	44-6	1995
51	44-7	1995
52	45-7	1995
53	45-8	1995
54	46-8	1995
55	46-9	1995
56	46-10	1995
57	47-10	1995
58	47-11	1995
59	48-11	1995
60	49-11	1995
61	49-12	1995
62	50-12	1995
63	50-13	1995
64	49-15	1997
65	49-16	1997
66	50-16	1997
67	50-17	1997

BEST SEC RECORD AFTER

Games	Record	Year
1	1-0	14 times
2	2-0	10 times
3	3-0	5 times
4	4-0	2019
5	4-1	7 times
6	5-1	4 times
7	6-1	1995/1999/2003
8	7-1	1995/1999/2003
9	8-1	1995
10	9-1	1995
11	10-1	1995
12	11-1	1995
13	12-1	1995
14	12-2	1995
15	13-2	1995
16	13-3	1995
17	14-3	1995
18	15-3	1995
19	16-3	1995
20	16-4	1995
21	17-4	1995
22	17-5	1995
23	18-5	1995
24	18-6	1995
25	18-7	1995
26	19-7	1995
27	19-8	1995
28	18-10	2010
29	19-10	2010
30	20-10	2010

WINNING STREAKS

ALL GAMES		
1	17	1997
2	16	1976
3	15	2019
	15	2018
	15	1967
6	14	1995
	14	1995
8	13	2001
	13	1998
	13	1978
	13	1999

SEC GAMES		
1	10	1987
2	9	1985
	9	1958
4	8	1988
	8	1967
	8	1963
7	7	four times, most recently 1975-76

PLAINSMAN PARK		
1	21	1964-66
2	17	1996-97
3	14	2019
	14	1998
	14	1979
6	13	2018
	13	1986-87
	13	1985
	13	1974
10	12	2001
	12	1999-00

PLAINSMAN PARK-SEC

1	13	1962-63
2	12	1978-79
	12	1964-66
4	10	2001
5	8	1982
	8	1980
7	7	four times, most recently 1987

ROAD GAMES

1	14	1995
	14	1967
3	10	1999
4	8	1976
	8	1964
	8	1959
7	7	1998
	7	1988
	7	1987
10	6	1974, 1964

SEC ROAD GAMES

1	9	1994-95
2	7	1964
3	6	1998
	6	1976
	6	1967-68
6	5	seven times, most recently 2011

LOSING STREAKS

ALL GAMES		
1	10	2006
2	9	2001
	9	1983
	9	1973-74
5	8	1955
6	7	2017
7	6	4 times, 2007, 1986 (2x), 1982

SEC GAMES

1	18	2006-07
2	9	2009
	9	2001
4	8	1981-82
	8	1949-50
6	7	2013
	7	1991
	7	1982-83
9	6	7 times, 2017, 2016, 2011, 2007, 1992, 1983, 1979

PLAINSMAN PARK

1	6	2008
	6	2006
3	5	2007
	5	2005
	5	1983
	5	1973-74
	5	1949-50
8	4	12 times, most recently 2017

PLAINSMAN PARK-SEC

1	8	2014
2	6	2006
3	5	2009
	5	2007
	5	1983
	5	1949-50

ROAD GAMES

1	15	1978-79
2	12	1982-83
3	11	1981-82
4	9	2006
	9	1979-80
6	8	2016

8	8	2002
	7	2011
	7	1999
	7	1986
	7	1981
	7	1955

SEC ROAD GAMES

1	13	1981-1982
2	9	1984-1985
	9	1979
4	8	1982-1983
5	7	2016
	7	2000-2001
	7	1999
8	6	six times, last in 2009

SEC SWEEPS

AUBURN HOME SWEEP VS.

Alabama	April 20-22, 2001
Arkansas	April 13-15, 2001
Florida	March 17-19, 2017
Georgia	April 23-25, 2015
Kentucky	April 12-14, 1986
LSU	April 10-11, 1982
Ole Miss	March 12-13, 1988
Miss. State	May 7-9, 2010
Missouri	Never
S. Carolina	April 4-5, 1992
Tennessee	March 15-17, 2019
Texas A&M	Never
Vanderbilt	May 4-6, 2018

AUBURN ROAD SWEEP VS.

Alabama	Apr. 20-21, 2018
Arkansas	March 17-19, 2000
Florida	Never
Georgia	March 19-21, 2010
Kentucky	April 8-10, 2011
LSU	May 7-8, 1988
Ole Miss	May 20-22, 2010
Miss. State	March 21-22, 1987
Missouri	Never
S. Carolina	Never
Tennessee	April 14-16, 2000
Texas A&M	Never
Vanderbilt	March 19-21, 1999

AUBURN SWEPT AT HOME

Alabama	May 6-7, 2017
Arkansas	March 20-22, 2009
Florida	March 23-25, 2007
Georgia	May 12-14, 2006
Kentucky	March 28-29, 1992
LSU	May 15-17, 2014
Ole Miss	May 1-3, 2009
Miss. State	May 13-15, 2016
Missouri	Never
S. Carolina	April 20-22, 2012
Tennessee	Not after 1950
Texas A&M	Never
Vanderbilt	March 15-17, 2013

AUBURN SWEPT ON ROAD

Alabama	April 6-8, 2012
Arkansas	Apr. 6-8, 2018
Florida	March 14-16, 2008
Georgia	May 4-6, 2012
Kentucky	April 19-20, 1968
LSU	May 11-13, 2017
Ole Miss	May 10-12, 2018
Miss. State	March 25-27, 2011
Missouri	Never
S. Carolina	April 29-May 1, 2011
Tennessee	Not after 1950
Texas A&M	March 13-15, 2015
Vanderbilt	April 25-27, 2019





YEAR-BY-YEAR LEADERS

AT BATS		
Year	Player	AB
1949	Dick Webb	74
1950	Ray Dean	109
1951	Ray Dean	106
	Dick Webb	106
1952	Bobby Jordan	107
1953	Bobby Jordan	92
1954	Jim Pyburn	88
1955	Guy Young	112
1956	Guy Young	97
1957	Lloyd Nix	112
1958	L.F. Lanier	118
1959	Benny Catchings	107
1960	Benny Catchings	104
1961	Jim Douglas	102
1962	Otis Bibb	90
	Wayne Fowler	90
1963	Otis Bibb	99
1964	Jimmy Martin	120
1965	Dink Haire	81
	Pete McKenzie	81
1966	Ralph Wells	100
1967	Pete McKenzie	175
1968	Frank Baldasare	125
1969	John Shafer	123
1970	Russ Walker	132
1971	Ken Dempsey	140
1972	Joe Haefner	130
1973	Gary Dailey	141
1974	Gary Dailey	152
	Vic Sharek	152
1975	Mickey Miller	167
1976	David Duffner	173
1977	Dom Fucci	154
	Steve Renfro	154
1978	Steve Montgomery	203
1979	Steve Montgomery	139
1980	Steve Renfro	174
1981	John Metasavage	182
1982	Doug Gilcrease	197
1983	DeWayne Friend	186
1984	Rock Wilson	193
1985	Paul Foster	201
1986	Paul Foster	217
1987	Rock Wilson	229
1988	Clark Preble	221
1989	Clark Preble	258
1990	Ted Corbin	168
1991	Brad Parker	224
1992	Brandon Moore	206
1993	Jay Waggoner	247
1994	Jay Waggoner	291
1995	Jay Waggoner	268
1996	Adam Sullivan	222
1997	Tim Hudson	273
1998	Casey Dunn	275
1999	Casey Dunn	269
	Mailon Kent	269
2000	Dominic Rich	265
2001	Javon Moran	255
2002	Javon Moran	266
2003	Javon Moran	272
2004	Josh Bell	226
2005	Tyler Johnstone	259
2006	Tyler Johnstone	229
2007	Robert Brooks	217
2008	Hunter Morris	211
2009	Trent Mummey	218
2010	Hunter Morris	272
2011	Casey McElroy	234
2012	Ryan Tella	236
2013	Ryan Tella	216
2014	Jordan Ebert	204
2015	Anfernee Grier	254
2016	Anfernee Grier	238
2017	Jonah Todd	242
2018	Brendan Venter	251
2019	Judd Ward	257
2020	Ryan Bliss	*77

RUNS		
Year	Player	R
1949	Charlie Gilbert	10
	Jack Rucker	10
1950	Ray Dean	22

1951	Ray Dean	33
1952	George Reid	20
1953	Joe Davis	17
1954	Jim Pyburn	22
1955	Byrd Whigham	31
1956	Billy Roberson	29
1957	L.F. Lanier	25
1958	L.F. Lanier	27
1959	Jim Douglas	23
1960	Jim Douglas	29
1961	Jim Douglas	32
1962	Otis Bibb	27
	Larry Nichols	27
1963	Jim Bachus	27
1964	Otis Bibb	*32
1965	Reggie Gilbert	21
1966	Pete McKenzie	22
1967	Greg Golden	31
	Scotty Long	31
1968	Rick Countryman	25
	Greg Golden	25
1969	Frank Baldasare	30
1970	NA	
1971	Ken Dempsey	37
1972	Joe Haefner	27
1973	Curt Cope	25
	Mickey Miller	25
	Vic Sharek	25
1974	Vic Sharek	40
1975	Mickey Miller	30
1976	Curt Cope	45
1977	Pat Keedy	37
1978	Dom Fucci	*58
1979	J.B. Brown	32
1980	Johnny Tuff	31
1981	Johnny Tuff	44
1982	Doug Gilcrease	58
1983	DeWayne Friend	39
1984	Rock Wilson	42
1985	Bo Jackson	55
1986	Trey Gainous	54
1987	Rock Wilson	71
1988	Clark Preble	47
1989	Chris Hart	62
	Frank Thomas	62
1990	Ted Corbin	38
1991	Andrew Albrecht	61
1992	Chris Christopher	41
1993	Jay Waggoner	54
1994	Jay Waggoner	69
1995	Mark Bellhorn	66
1996	Adam Sullivan	62
1997	Adam Sullivan	81
1998	Scott Pratt	82
1999	Mailon Kent	79
2000	Gabe Gross	83
2001	Javon Moran	54
2002	Javon Moran	59
2003	Javon Moran	53
2004	Clete Thomas	58
2005	Clete Thomas	66
2006	Tyler Johnstone	43
2007	Josh Donaldson	63
2008	Mike Bianucci	54
2009	Trent Mummey	66
2010	Hunter Morris	66
2011	Casey McElroy	46
2012	Jay Gonzalez	48
2013	Ryan Tella	42
2014	Damek Tomscha	37
2015	Anfernee Grier	41
2016	Anfernee Grier	56
2017	Jonah Todd	56
2018	Will Holland	61
2019	Edouard Julien	52
2020	Ryan Bliss	21

HITS		
Year	Player	H
1949	Jack Rucker	16
	Dick Webb	16
1950	Ray Dean	37
1951	Dick Webb	38
1952	Inman Veal	32
1953	Bobby Jordan	24
1954	Jim Pyburn	38

1955	Doug Dickey	40
1956	Alton Shell	35
1957	L.F. Lanier	35
1958	L.F. Lanier	39
1959	Alan Koch	36
1960	Benny Catchings	37
1961	Jim Douglas	36
1962	Larry Nichols	35
1963	Jimmy Barfield	29
1964	Jimmy Barfield	43
1965	Frank Fryer	28
1966	Frank Fryer	35
1967	Scotty Long	49
	George Simmons	49
1968	Frank Baldasare	*45
1969	John Shafer	39
1970	Russ Walker	40
1971	Joey Martin	55
1972	Andy Merchant	47
1973	Mark Hatchett	43
	Mickey Miller	43
1974	Vic Sharek	56
1975	Mickey Miller	54
1976	Mickey Miller	53
1977	Steve Renfro	53
1978	Dom Fucci	71
1979	Robert Sorrell	53
1980	Johnny Tuff	50
	Darryl Wilks	50
1981	Johnny Tuff	63
1982	Doug Gilcrease	76
1983	DeWayne Friend	54
1984	Rock Wilson	62
1985	Paul Foster	87
1986	Paul Foster	86
1987	Rock Wilson	85
1988	Clark Preble	78
1989	Clark Preble	88
1990	Tim Edge	62
1991	Jeff Leatherman	78
1992	Brannen Veal	68
1993	Brandon Moore	84
	Cliff Shanks	84
1994	Jay Waggoner	*119
1995	Jay Waggoner	87
1996	Adam Sullivan	70
1997	Tim Hudson	108
1998	Scott Pratt	105
1999	Casey Dunn	102
	Mailon Kent	102
2000	Todd Faulkner	105
2001	Mailon Kent	84
2002	Javon Moran	97
2003	Tug Hulett	93
2004	Clete Thomas	71
2005	Tyler Johnstone	85
2006	Tyler Johnstone	76
2007	Josh Donaldson	75
2008	Hunter Morris	74
2009	Trent Mummey	63
2010	Hunter Morris	105
2011	Casey McElroy	87
2012	Ryan Tella	85
2013	Garrett Cooper	67
2014	Jordan Ebert	72
2015	Anfernee Grier	82
2016	Anfernee Grier	87
2017	Jonah Todd	91
2018	Jay Estes	78
	Will Holland	78
2019	Conor Davis	73
2020	Ryan Bliss	29

BATTING AVERAGE		
Year	Player	AVG
1949	Emmett McAfee	.306
1950	Ray Dean	.339
1951	Dick Webb	.358
1952	Gene Hoehle	.345
1953	Jimmy Powell	.322
1954	Jim Pyburn	.432
1955	Doug Dickey	.381
1956	Alton Shell	.380
1957	L.F. Lanier	.372
1958	Pat Duke	.347
1959	Alan Koch	.419

1960	Benny Catchings	356
1961	Jim Douglas	353
1962	Larry Nichols	412
1963	Jimmy Barfield	363
1964	Jimmy Barfield	374
1965	Frank Fryer	373
1966	Frank Fryer	361
1967	Greg Golden	346
1968	Frank Baldasare	360
1969	John Shafer	317
1970	Russ Walker	303
1971	Joey Martin	*417
1972	Andy Merchant	376
1973	Mickey Miller	331
1974	Vic Sharek	368
1975	Mickey Miller	323
1976	Richie Howard	383
1977	Steve Renfro	344
1978	Dom Fucci	401
1979	Robert Sorrell	398
1980	Johnny Tuff	313
1981	Johnny Tuff	371
1982	Doug Gilcrease	386
1983	DeWayne Friend	290
1984	Rock Wilson	321
1985	Paul Foster	*433
1986	Paul Foster	396
1987	Rock Wilson	371
1988	Frank Thomas	*385
1989	Frank Thomas	*403
1990	Tim Edge	*387
1991	Andrew Albrecht	361
1992	Brannen Veal	332
1993	Cliff Shanks	391
1994	Jay Waggoner	409
1995	Shawn McNally	396
1996	Dallon Ruch	369
1997	Adam Sullivan	396
1998	Scott Pratt	407
1999	Casey Dunn	379
	Mailon Kent	379
2000	Gabe Gross	*430
2001	Mailon Kent	350
2002	Javon Moran	365
2003	Tug Hulett	373
2004	Clete Thomas	329
2005	Karl Amonite	365
2006	Mike Bianucci	359
2007	Josh Donaldson	349
2008	Hunter Morris	351
2009	Justin Hargett	330
2010	Hunter Morris	386
2011	Casey McElroy	372
2012	Ryan Tella	360
2013	Garrett Cooper	354
2014	Jordan Ebert	353
2015	Anfernee Grier	323
2016	Joshua Palacios	385
2017	Jonah Todd	376
2018	Jay Estes	329
2019	Conor Davis	290
2020	Rankin Woley	412
	Matt Scheffler	412

HOME RUNS		
Year	Player	HR
1949	Charlie Gilbert	2
1950	Charlie Gilbert	1
	Gene Hoehle	1
	Bill Logan	1
1951	Charlie Gilbert	5
1952	Bill McMurry	3
1953	Billy Ray Roberson	2
	Howell Tubbs	2
1954	Jim Pyburn	4
1955	Guy Young	3
1956	Howell Tubbs	5
1957	Jackie Burkett	2
	Pat Duke	2
	Rex Frederick	2
	Lloyd Nix	2
1958	Pat Duke	3
	Rex Frederick	3
	Shot Johnston	3
1959	Morris Savage	2
1960	Bill Breakfield	4



YEAR-BY-YEAR LEADERS

Table of Year-by-Year Leaders for RBIs, listing years from 1961 to 2020 and corresponding player names and RBI counts.

RUNS BATTED IN

Table of Year-by-Year Leaders for RBIs, listing years from 1949 to 1955 and corresponding player names and RBI counts.

Table of Year-by-Year Leaders for Stolen Bases (SB), listing years from 1956 to 2020 and corresponding player names and SB counts.

STOLEN BASES

Table of Year-by-Year Leaders for Stolen Bases (SB), listing years from 1949 to 1955 and corresponding player names and SB counts.

Table of Year-by-Year Leaders for Wins, listing years from 1959 to 2020 and corresponding player names and win counts.

WINS

Table of Year-by-Year Leaders for Wins, listing years from 1949 to 1955 and corresponding player names and win counts.

Table of Year-by-Year Leaders for ERA, listing years from 1960 to 2020 and corresponding player names and ERA values.

ERA

Table of Year-by-Year Leaders for ERA, listing years from 1949 to 1955 and corresponding player names and ERA values.





YEAR-BY-YEAR LEADERS

1953	Tom McClendon	1.48
1954	Paul Susce	0.99
1955	Herbie Pearce	6.17
1956	Paul Susce	2.44
1957	Fred McDuffy	2.08
1958	Red Roberts	1.56
1959	Bob Baker	2.70
1960	Alan Koch	3.00
1961	Jim Boyd	3.55
1962	Larry Dempsey	1.80
1963	Joe Overton	*1.60
1964	Montie Sharpe	2.16
1965	Montie Sharpe	*2.49
1966	Q.V. Lowe	1.69
1967	Jim Blausler	1.56
1968	George Simmons	*1.26
1969	Ben Lazenby	1.43
1970	Rick Eisenacher	2.16
1971	Rick Eisenacher	3.47
1972	Jack Van Yperen	1.97
1973	Bill Lawrence	3.03
1974	Terry Leach	*1.30
1975	Joe Beckwith	1.97
1976	Robert Hudson	1.74
1977	Joe Beckwith	1.69
1978	Scott Roney	2.56
1979	Dana Becton	3.19
1980	Phil Constan	1.84
1981	Phil Deriso	3.79
1982	Gary Smith	3.33
1983	Ward Yerby	5.11
1984	Mark Chapman	3.44
1985	Greg Jacobson	4.73
1986	Stacy Jones	4.16
1987	Gregg Olson	*1.26
1988	Gregg Olson	*2.00
1989	Tommy Youngblood	2.62
1990	Mark Fuller	3.76
1991	Brian Senn	2.62
1992	John Powell	2.54
1993	Scott Sullivan	2.55
1994	John Powell	2.22
1995	Chris Morrison	2.70
1996	Tim Hudson	3.25
1997	Tim Hudson	2.97
1998	Colter Bean	3.56
1999	Brent Schoening	3.32
2000	Colter Bean	3.29
2001	Hayden Gliemmo	2.77
2002	Arnold Hughey	3.91
2003	Levale Speigner	2.42
2004	Chris Dennis	2.61
2005	John Madden	*1.77
2006	Johnny Thompson	2.95
2007	Scott Shuman	2.00
2008	Evan Crawford	2.42
2009	Austin Hubbard	4.20
2010	Austin Hubbard	2.44
2011	Derek Varnadore	3.68
2012	Daniel Koger	3.19
2013	Conner Kendrick	2.13
2014	Keegan Thompson	2.01
2015	Justin Camp	2.33
2016	Casey Mize	3.52
2017	Casey Mize	2.04
2018	Cody Greenhill	2.30
2019	Jack Owen	2.75
2020	Cody Greenhill	0.00

STRIKEOUTS

Year	Player	SO
1949	George Hill	41
1950	Bill Letchworth	46
1951	Bill Letchworth	78
1952	Buck Bradberry	85
1953	Paul Susce	53
1954	Paul Susce	57
1955	Paul Susce	70
1956	Paul Susce	56
1957	Wynton Overstreet	34
1958	Alan Koch	35
1959	Porter Gilbert	54
1960	Alan Koch	88
1961	Jim Boyd	44
1962	Jim Boyd	54
1963	Jim Overton	101

1964	Duke Shackelford	54
1965	Montie Sharpe	67
1966	Q.V. Lowe	65
1967	Q.V. Lowe	*123
1968	Tommy Smith	*89
1969	Rick Eisenacher	90
1970	NA	
1971	Earl Nance	65
1972	Jack Van Yperen	60
1973	Jim Handley	41
	Bill Lawrence	41
1974	Davis May	58
1975	Davis May	72
1976	Robert Hudson	73
1977	Joe Beckwith	99
1978	Mark Shiflett	61
1979	Mark Shiflett	61
1980	Mark Shiflett	45
1981	Phil Deriso	58
1982	Ward Yerby	44
1983	Ward Yerby	60
1984	Terry Leach	73
1985	Mark Chapman	51
1986	Mark Chapman	78
1987	Gregg Olson	96
1988	Gregg Olson	113
1989	Scott Renner	92
1990	Mike Ferry	88
1991	John Powell	121
1992	John Powell	120
1993	John Powell	*191
1994	John Powell	130
1995	Ryan Halla	148
1996	Bryan Hebson	91
1997	Tim Hudson	*165
1998	Brent Schoening	111
1999	Brent Schoening	151
2000	Chris Bootcheck	101
2001	Eric Brandon	61
2002	Levale Speigner	61
2003	Arnold Hughey	85
2004	Arnold Hughey	79
2005	Chris Morrison	80
2006	Evan Crawford	55
2007	Brett Butts	54
	Paul Burnside	54
	Taylor Thompson	54
2008	Grant Dayton	79
2009	Grant Dayton	69
2010	Grant Dayton	69
2011	Derek Varnadore	74
2012	Derek Varnadore	63
2013	Conner Kendrick	75
2014	Keegan Thompson	73
2015	Cole Lipscomb	91
2016	Casey Mize	59
2017	Casey Mize	109
2018	Casey Mize	*156
2019	Tanner Burns	101
2020	Tanner Burns	32

INNINGS PITCHED

Year	Player	IP
1949	George Hill	57.2
1950	George Hill	56.2
1951	Bill Letchworth	92.2
1952	Buck Bradberry	83.0
1953	Paul Susce	54.0
1954	Paul Susce	64.0
1955	Paul Susce	74.0
1956	Paul Susce	73.2
1957	Henry Dumas	44.0
1958	Alan Koch	81.0
	Red Roberts	81.0
1959	Porter Gilbert	58.0
	Lloyd Nix	58.0
1960	Alan Koch	81.0
1961	Jim Boyd	71.0
1962	Jim Boyd	63.0
1963	Jim Overton	101.1
1964	Jimmy Crysel	74.2
1965	Montie Sharpe	72.1
1966	Q.V. Lowe	85.0
1967	Q.V. Lowe	128.0
1968	Tommy Smith	81.1
1969	Rick Eisenacher	82.0

1970	NA	
1971	Earl Nance	75.0
1972	Jack Van Yperen	87.0
1973	Bill Lawrence	92.0
1974	Davis May	97.0
1975	Davis May	85.1
1976	Robert Hudson	114.0
1977	Joe Beckwith	101.1
1978	Scott Roney	95.0
1979	Mark Shiflett	62.0
1980	Phil Deriso	78.2
1981	Phil Deriso	90.1
1982	Lance Long	67.1
1983	Ward Yerby	107.1
1984	Charlie Smith	71.1
1985	Mark Chapman	83.2
1986	Mark Chapman	99.0
1987	Stacy Jones	110.1
1988	Scott Renner	87.1
1989	Scott Renner	120.0
1990	Jason Harkins	91.0
1991	John Powell	101.0
1992	John Powell	109.7
1993	John Powell	141.0
1994	Kevin Humphreys	142.2
1995	Ryan Halla	146.2
1996	Bryan Hebson	100.1
1997	Tim Hudson	118.1
1998	Hayden Gliemmo	118.1
1999	Brent Schoening	138.1
2000	Chris Bootcheck	122.0
2001	Levale Speigner	113.1
2002	Levale Speigner	104.1
2003	Arnold Hughey	102.0
2004	Arnold Hughey	96.1
2005	Arnold Hughey	98.2
2006	Evan Crawford	78.2
2007	Bryan Woodall	70.2
2008	Grant Dayton	81.0
2009	Grant Dayton	73.0
2010	Grant Dayton	95.0
2011	Derek Varnadore	88.0
2012	Derek Varnadore	87.2
2013	Michael O'Neal	89.0
2014	Dillon Ortman	100.0
2015	Cole Lipscomb	92.2
2016	Justin Camp	81.1
2017	Keegan Thompson	93.1
2018	Casey Mize	*114.2
2019	Tanner Burns	79.2
2020	Tanner Burns	22.1

SAVES

Year	Player	SV
1978	Scott Roney	4
1979	Phil Deriso	3
	Bill Latham	3
1980	Mark Shiflett	5
1981	Phil Deriso	6
1982	Lance Long	3
	Marc Saucedo	3
1983	Lance Long	2
1984	Tim McClain	4
1985	Greg Jacobson	3
1986	Stacy Jones	3
	Ron Siwa	3
1987	Gregg Olson	10
1988	Gregg Olson	10
1989	Mike Ferry	8
1990	Mike Ferry	4
1991	Scott Sullivan	4
1992	Alec Newi	3
	Brian Senn	3
1993	Scott Sullivan	5
1994	Ryan Halla	7
1995	Finley Woodward	*19
1996	Tim Hudson	3
1997	Finley Woodward	8
1998	Colter Bean	7
1999	Colter Bean	8
2000	Colter Bean	5
2001	Eric Brandon	5
2002	Cory Dueitt	4
2003	Steven Register	*16
2004	Steven Register	8
2005	Michael Nix	*13

2006	Luke Greinke	6
2007	Brett Butts	6
2008	Bryan Woodall	11
2009	Austin Hubbard	12
2010	Austin Hubbard	10
2011	Ethan Wallen	5
2012	Justin Bryant	7
2013	Terrance Dedrick	10
2014	Terrance Dedrick	4
2015	Justin Camp	8
2016	Gordon Cardenas	2
2017	Cole Lipscomb	6
2018	Calvin Coker	7
2019	Cody Greenhill	12
2020	Cody Greenhill	2

* SEC Leader

AUBURN TRIPLE CROWN WINNERS

1962	Larry Nichols
1965	Frank Fryer
1968	Frank Baldasare
1976	Richie Howard
1983	DeWayne Friend
1988	Frank Thomas
1989	Frank Thomas
1990	Tim Edge
1992	Brannen Veal
1999	Casey Dunn
2005	Karl Amonite
2010	Hunter Morris
2011	Casey McElroy
2013	Garrett Cooper

AUBURN PITCHING TRIPLE CROWN WINNERS

1951	Bill Letchworth
1952	Buck Bradberry
1954	Paul Susce
1956	Paul Susce
1960	Alan Koch
1961	Jim Boyd
1963	Joe Overton
1965	Monty Sharpe
1966	QV Lowe
1972	Jack Van Yperen
1973	Bill Lawrence
1976	Robert Hudson
1977	Joe Beckwith
1981	Phil Deriso
1987	Gregg Olson
1997	Tim Hudson
1999	Brent Schoening
2011	Derek Varnadore
2017	Casey Mize



TEAM & INDIVIDUAL SUPERLATIVES

AUBURN'S SEC/NCAA LEADERS

SEC BATTING			SEC PITCHING		
AVERAGE			WINS		
1971	Joey Martin	.417	1963	Joe Overton	8
1985	Paul Foster	.433	1964	Jimmy Crysel	9
1988	Frank Thomas	.385	1967	Q.V. Lowe	15
1989	Frank Thomas	.403	1993	John Powell	15
1990	Tim Edge	.387	1995	Ryan Halla	16
2000	Gabe Gross	.430	1997	Tim Hudson	15
			1998	Hayden Gliemmo	13
			1999	Hayden Gliemmo	13
				Brent Schoening	13
HITS			EARNED RUN AVERAGE		
1968	Frank Baldasare	45	1963	Joe Overton	1.26
1994	Jay Waggoner	119	1965	Mike Sharpe	1.79
			1968	George Simmons	1.25
			1974	Terry Leach	1.30
			1987	Gregg Olson	1.27
			1988	Gregg Olson	2.00
			2005	John Madden	1.77
RUNS			STRIKEOUTS		
1964	Otis Bibb	30	1967	Q.V. Lowe	123
1978	Dom Fucci	58	1968	Tony Smith	81
			1993	John Powell	191
			1997	Tim Hudson	165
			2018	Casey Mize	156
HOME RUNS			SAVES		
1967	Scotty Long	11	1995	Finley Woodard	19
1982	Doug Gilcrease	17	2003	Steven Register	16
1987	Frank Thomas	*21	2005	Michael Nix	13
2010	Hunter Morris	23	* - Tied for SEC lead		
TRIPLES			INDIVIDUAL NCAA LEADERS		
1964	Jimmy Barfield	6	TRIPLES PER GAME		
1965	Frank Fryer	5	1965	Frank Fryer	0.26
1973	Mark Hatchett	5	TOTAL BASES		
1980	Johnny Tutt	*5	2010	Hunter Morris	202
1984	Rock Wilson	*7	EARNED RUN AVERAGE		
1986	Trey Gainous	10	1987	Gregg Olson	1.26
1987	Rock Wilson	7	STRIKEOUT-TO-WALK RATIO		
1998	Scott Pratt	8	2017	Casey Mize	12.11
2005	Clete Thomas	6	STRIKEOUT RATIO (k/9 inn.)		
2017	Jonah Todd	*5	1965	Frank Fryer	0.26
DOUBLES			VICTORIES		
1961	Ben Catchings	*6	1997	Tim Hudson	15
1962	Larry Nichols	11	SAVES		
1964	Jimmy Barfield	9	2003	Steven Register	16
1971	Ken Dempsey	*12	TEAM NCAA LEADERS		
1987	Tony Haney	25	BATTING AVERAGE		
2005	Karl Amonite	25	2020		.330
RUNS BATTED IN			HOME RUNS		
1962	Larry Nichols	32	2010		131
1999	Casey Dunn	86	HOME RUNS PER GAME		
2010	Hunter Morris	76	2010		2.05
2018	Edouard Julien	69	SLUGGING PERCENTAGE		
STOLEN BASES			2010		.591
1978	Dom Fucci	28			
2012	Jay Gonzalez	30			

NO-HITTERS & PERFECT GAMES

MARCH 9, 2018

Score	Auburn 6, Northeastern 0
Feat	No-hitter
Individuals	Casey Mize [9.0]
Notes	The no-hitter came with 13 strikeouts and no walks.

MARCH 19, 2002

Score	Auburn 9, UAB 2
Feat	Combined No-hitter
Individuals	Mike Mueller [2.0], Lee Carter [1.0], Brandon Channell [1.0], Reid Price [1.0], Andrew Skinner [1.0], Arnold Hughey [1.0], Ken Clayton [1.0], Cory Dueitt [0.2], Sean Jones [0.1]
Notes	NCAA Division I record nine pitchers combined to no-hit UAB ... Six base runners on the evening ... One hit batter in the second inning along with two walks and three Auburn errors in the ninth inning ... Only four balls hit out of the infield.

MARCH 2, 2002

Score	Auburn 9, Murray State 0
Feat	Perfect Game
Individual	Eric Brandon [9.0]
Notes	Retires all 27 batters faced, while striking out a career-high 12 batters ... First Auburn pitcher and first Southeastern Conference pitcher since 1963 (39 years) to toss a nine-inning perfect game ... Threw 94 pitches, including 69 for strikes ... Brandon's parents both hail from Murray, Ky., and graduated from Murray State.

APRIL 30, 1991

Score	Auburn 14, LaGrange 0 [7 inn.]
Feat	Perfect Game
Individual	Jason Johnson [7.0]

MARCH 11, 1979

Score	Auburn 10, Clemson 1
Feat	Combined No-Hitter
Individuals	Dan Becton [6.0], Phil Deriso [3.0]

FEBRUARY 26, 1976

Score	Auburn 5, Houston 0 [7 inn.]
Feat	No-hitter
Individual	Joe Beckwith [7.0]
Notes	No-hitter came in the season opener.

APRIL 4, 1948

Score	Auburn 6, Tennessee 0
Feat	No-hitter

APRIL 2, 1937

Score	Auburn 17, Troy 2
Feat	No-hitter

APRIL 18, 1936

Score	Auburn 3, Georgia 0
Feat	No-hitter
Notes	First known no-hitter in Auburn history.





HOME RUN RECORDS

GRAND SLAMS (since 1979)

Date	Player	Opponent	Pitcher (R/L)	Inn.
4/7/79	Pat Keedy	Alabama	Ben Flagler	7th
1979	Tim Rowell	Fairfield	Joe Cizynski	1st
4/10/82	John Metasauage	LSU	Bill Donathon	2nd
4/14/82	Magentale	at Columbus College	Givens	1st
5/11/982	Bob Berry	at Georgia State	Tracy Dean	5th
4/6/85	Tim Lemmons	at Alabama	Greg Hibbard (L)	7th
4/7/85	Tim Lemmons	at Alabama	Mike Sodder (L)	3rd
5/2/85	Paul Foster	Alabama (Dothan)	Jeff Oyster (R)	5th
3/1086	Paul Foster	RICHMOND	Jim Merritt (R)	7th
3/12/86	Mark Sayers	at UAB	Chris Murdock (R)	6th
3/29/86	Mark Sayers	at Vanderbilt [Gm 1]	John Parke (R)	2nd
5/1/86	Tony Haney	Alabama (Dothan)	Todd Poelstra (L)	6th
2/25/87	Frank Thomas	at UAB	Chris Murdock (R)	6th
3/8/87	Frank Thomas	at Samford	Rex Tuckler (L)	3rd
5/2/87	T. Youngblood	at Tennessee	Ron Marton (R)	9th
3/6/88	Jeff Livesey	at Vanderbilt	Mike McLochlin (R)	9th
3/20/88	Jeff Livesey	at Georgia	Phil Willis (R)	5th
3/31/88	Jeff Livesey	RIDER	Kenny Kremer (L)	8th
5/20/89	Joe Siwa	W. CAROLINA	Paul Menhart (R)	3rd
4/1/90	Mickey Tomey	at LSU	Jason Wall (L)	7th
2/8/91	Andrew Albrecht	W. CAROLINA	Jeff Graham (R)	2nd
3/4/91	Jeff Leatherman	APPALACHIAN ST.	Gary Davis (R)	8th
4/12/92	Chris Holland (ITP)	at Arkansas	Brent Birch (L)	3rd
3/5/93	Mark Bellhorn	TAMPA	Keith LeBrecque (R)	6th
3/5/94	Kevin Chabot	JACKSONVILLE ST.	Tony Shaver (R)	1st
4/11/94	Ken Key	ETSU	Todd Anderson (R)	3rd
3/17/95	Mark Bellhorn	E. MICHIGAN	Tim Tessmar (L)	8th
3/19/95	Kevin Chabot	E. MICHIGAN	Mark Rutherford (R)	3rd
2/17/96	Josh Etheredge	VMI [Gm. 1]	Danny Hughes (R)	3rd
3/5/96	Josh Etheredge	UNC-G'BORO	Jonathan Jackson (R)	5th
4/26/96	Josh Etheredge	at Ole Miss	Charles Barbour (R)	7th
3/4/97	Josh Etheredge	Samford (Vestavia)	Glen Criswell (R)	6th
3/21/97	Adam Sullivan	GEORGIA	Chris Hall (R)	7th
3/2397	Josh Etheredge	GEORGIA	Dough Bridges (L)	1st
3/25/97	Casey Dunn	at UAB	Scott Beyer (R)	5th
5/9/97	Tim Hudson	OLE MISS	Dan DeYoung (R)	9th
2/1098	Jamie Kersh	WINTHROP	Aaron Sundsma (R)	9th
3/22/98	Josh Etheredge	at Georgia	Matt Hanson (R)	6th
5/9/98	Casey Dunn	at Alabama	Matt Bernard (R)	9th
2/11/00	Mailon Kent	FURMAN	Mike Dugan (L)	7th
3/12/00	Todd Faulkner	SOUTH CAROLINA	Jamie Paston (R)	8th
3/19/00	Jonathan Schuerholz	at Arkansas	Mitch Tisher (R)	7th
4/2/00	Brett Burnham	LSU	Heath McMurray (R)	5th
4/29/00	Mailon Kent	at Florida	Eddie Rojas (L)	6th
5/6/00	Jonathan Schuerholz	at Alabama	Brice Heath (R)	8th
5/27/00	Mailon Kent	vs. Stetson	Charles Aulef (R)	4th
2/10/01	Gabe Gross	CAMPBELL [Gm. 1]	Rob Finch (R)	3rd
5/11/01	Gabe Gross	at LSU	Billy Brian (R)	6th
5/31/02	Sean Gamble	vs. Florida Atlantic	Travis NeSmith (R)	2nd
3/22/03	Karl Amonite	at Kentucky	Galvin (R)	7th
4/13/03	Josh Bell	at Mississippi State	Ramsey (R)	5th
5/31/03	Scott Schade	CLEMSON	Walker (R)	8th
4/23/05	Jeff Boutwell (ITP)	FLORIDA	Alan Horne (R)	1st
2/26/06	Mike Bianucci	ELON	Justin Bors (R)	4th
4/15/06	Jeff Boutwell	MISSISSIPPI STATE	Josh Johnson (R)	4th
2/11/07	Eric Skinner	at South Alabama	Nabors (R)	1st
4/6/07	Robert Brooks	at LSU	Furbush (L)	3rd
5/17/07	Joseph Sanders	at Kentucky	Rusin (L)	4th
3/25/08	Joseph Sanders	SAMFORD	Vanfleteren (R)	4th
3/18/09	Trent Mummey	CHAS. SOUTHERN	Deighan (R)	8th
3/24/09	Joseph Sanders	at Samford	Vanderheiden (R)	6th
4/28/09	Ben Jones	TROY	Mathers (L)	5th
3/21/10	Hunter Morris	at Georgia	Tanner (R)	6th
4/9/10	Trent Mummey	LSU	Bradshaw (R)	8th
5/15/10	Trent Mummey	TENNESSEE	Blount (R)	3rd
2/22/11	Tony Caldwell	JACKSONVILLE STATE	Watts (L)	1st
3/19/11	Kevin Patterson	ARKANSAS	Moore (R)	4th
5/20/11	Tony Caldwell	at Tennessee	Saberhagen (L)	9th
3/17/12	Zach Alvord	at Ole Miss	Ellis (R)	8th
5/8/12	Zach Alvord	Presbyterian	White (L)	6th
4/11/17	Dylan Ingram	at Samford	Greer (R)	2nd
4/18/17	Luke Jarvis	at Kennesaw State	Wilkes (R)	4th
4/29/17	Dylan Ingram	at Mississippi State [Gm. 1]	Plumlee (R)	4th
3/3/18	Edouard Julien	BYU [Gm. 1]	Burrup (L)	7th
3/17/18	Steven Williams	TEXAS A&M	Roa (R)	8th
4/20/18	Brendan Venter	at Alabama	Vainer (R)	6th
5/5/18	Edouard Julien	VANDERBILT	Raby (R)	2nd
5/23/18	Edouard Julien	vs. Ole Miss	Roth (R)	9th
3/21/19	Conor Davis	at UAB	Wesson (R)	5th

ITP - Inside-the-park HR

LEADOFF HOME RUNS (since 1979)

Date	Player	Opponent
4/27/81	Barry Panter	Montevallo
3/20/82	Neal Mitchell	Mississippi St.
4/15/82	Neal Mitchell	Columbus College
3/30/84	Rock Wilson	Troy State
2/22/86	Bo Jackson	Clemson
3/14/87	Rock Wilson	Georgia
4/25/87	Rock Wilson	Alabama
4/26/89	Chris Hart	UAB
4/30/89	Chris Hart	Tennessee
5/14/89	Chris Hart	Georgia
2/11/90	Chris Hart	Western Carolina
2/10/91	Mike Killimett	Western Carolina
3/31/96	Adam Sullivan	Kentucky
4/23/96	Adam Sullivan	Marshall
4/22/97	Adam Sullivan	Marshall
2/16/00	Mailon Kent	UAB
3/17/02	Javon Moran	Kentucky
3/4/08	Luke Greinke	Davidson
3/18/08	Trent Mummey	at Troy
4/13/08	Trent Mummey	South Carolina
3/6/09	Trent Mummey	Brown
3/7/09 [G2]	Trent Mummey	Brown
3/11/09	Trent Mummey	Western Kentucky
3/18/09	Trent Mummey	Charleston Southern
5/17/14	Anfernee Grier	LSU
4/19/16	Anfernee Grier	Alabama St.
5/12/18	Will Holland	Ole Miss
5/22/18	Will Holland	Kentucky

WALK-OFF HOME RUNS (since 1979)

Date	Player	Opponent
3/8/80 [13th]	Doug Gilcrease	Mississippi St.
3/9/80 [11th]	Steve Renfro	Mississippi St.
4/26/80	Steve Renfro	Ole Miss
5/3/80	Rodney Rushing	Alabama
3/18/82	Rodney Dallar (10th)	Austin Peay
5/4/82	Bob Berry	Troy State
4/5/83 [11th]	DeWayne Friend	Jacksonville St.
4/12/85 [G2]	Bo Jackson	Mississippi St.
3/13/85	Tim Lemons	Virginia
2/18/87 [11th]	Tony Haney	Huntington
5/24/97	David Ross	at Florida State
2/10/98	Jamie Kersh	Winthrop
2/7/03	Sean Gamble	VCU
2/20/04	Josh Bell (10th)	Boston College
2/6/05	Clete Thomas	Hofstra
2/17/06	Mike Bianucci	Hofstra
3/14/07	Josh Donaldson	VMI
2/20/09	Justin Hargett	Elon
4/10/09 [11th]	Justin Hargett	Florida
2/26/10 [10th]	Brian Fletcher	Boston College
2/15/13	Damek Tomscha	Maine
4/2/17	Conor Davis	South Carolina
6/1/19	Steven Williams	Georgia Tech

BACK-TO-BACK HOME RUNS (since 1979)

Date	Players	Opponent	Inn.
3/17/79	J.B. Brown-Steve Montgomery	at Mississippi St.	5th
3/24/81	Bob Berry-Dav. Magentale-Mike Swaim	at SE Louisiana	7th
5/5/82	Bob Berry-Rodney Dallar	Livingston	5th
4/13/83	Paul Foster-Bo Jackson	at Ala. Christian	5th
4/14/83	David Miller-Bob Berry	at Georgia Tech	1st
3/30/84	Kevin Henry-Kevin Jordan	at Troy State	4th
3/30/84	Donnie Thomas-DeWayne Friend	at Troy State	5th
4/19/84	Donnie Thomas-DeWayne Friend	Fla. Int'l	2nd
3/1985	Bo Jackson-Mark Sayer	at Troy State	8th
3/23/85	Paul Foster-Bo Jackson	Ole Miss	3rd
4/2/85	Paul Foster-Bo Jackson	at Georgia	8th
3/29/86	Mark Sayers-Paul Foster	at Vanderbilt	2nd
5/16/87	Kevin Henry-Frank Thomas	Mississippi St.	4th
3/31/91	Brad Parker-Brannen Veal	LSU	3rd
2/26/94	Dallan Ruch-Kevin Chabot	MTSU	6th
3/2/94	Mark Bellhorn-Brandon Moore	Troy State	1st
3/22/95	Jay Waggoner-Mark Bellhorn	at UAB	6th
4/10/95	Kirby Clark-Josh Etheredge	at MTSU	3rd
4/15/95	Dallan Ruch-Kirby Clark	Arkansas	4th
5/6/95	Mark Bellhorn-Shawn McNally	at LSU	4th
3/25/97	Tucker Dearth-Jamie Kersh	at UAB	6th
4/9/97	Tim Hudson-Jamie Kersh	VMI	7th



TEAM & INDIVIDUAL SUPERLATIVES

Table listing individual superlatives with columns for date and player name.

Table listing individual superlatives with columns for opponent, rank, and date.

20-RUN GAMES

AUBURN'S

Table listing Auburn's 20-run games with columns for score, opponent, and date.

OPPONENT'S

Table listing opponent's 20-run games with columns for score, opponent, and date.

FIVE-HIT GAMES (Since 1974)

Table listing five-hit games with columns for player, AB, opponent, and date.





THE LAST TIME...

BATTING SUPERLATIVES

5 hits in a game Anfernee Grier at Kennesaw St. [5-for-6] (4/12/16)
 6 hits in a game Tyler Johnstone vs. Elon [6-for-7, 2B, 3B] (2/25/05)

Reached base 6 times Edouard Julien vs. Alabama A&M [3-3, 1 BB, 2 HBP] (4/3/18)

4 runs in a game Judd Ward vs. Illinois-Chicago (2/15/20 [G1])
 5 runs in a game Edouard Julien vs. Alabama A&M (4/3/18)
 6 runs in a game never

10-game hitting streak Rankin Woley, 10 games (2/22-3/8/20)
 15-game hitting streak Jonah Todd, 16 games, (4/8-5/7/17)
 20-game hitting streak A. Grier, 22 games, (5/31/15-3/22/16)
 25-game hitting streak Justin Fradejas, 27 games (3/23-5/7/10)
 30-game hitting streak Casey Dunn, 31 games (2/22 [G1]-4/15/97)

3 doubles in a game Jordan Ebert vs. Southern (2/26/16)
 4 doubles in a game Ken Dempsey vs. Georgia (1971)

2 triples in a game Jay Gonzalez vs. Alabama State (2/28/12)
 3 triples in a game never

2 home runs in one game Ryan Bliss vs. Wright State (2/29/20)
 3 home runs in one game Tony Caldwell at Kentucky (4/9/11)

7 RBI in a game Judd Ward vs. Alabama A&M (2/26/20)
 8 RBI in a game Justin Bryant at Georgia (3/19/10)
 9 RBI in a game Hunter Morris at Georgia (3/21/10)
 10 RBI in a game Bob Berry vs. Huntington (4/15/82)

Grand slam home run Connor Davis at UAB (3/20/19)
 Inside-the-park home run Edouard Julien vs. Georgia Southern (2/17/19)
 HR to begin game Will Holland at #5 Ole Miss (5/12/18)
 Two HR in one inning Dan Glevenyak at Jacksonville State (8th) (5/7/13)
 HR in consecutive at-bats Connor Davis vs. Alabama A&M / Wright State (2/26-28/20)
 HR in three consecutive at-bats Edouard Julien vs. Alabama A&M / at UCF (2/20-22/19)
 HR in consecutive games Connor Davis vs. Alabama A&M / Wright State (2/26-28/20)
 HR in three consecutive games Connor Davis vs. Alabama A&M / Wright State (2/26-28/20)
 HR in three consecutive SEC games Trent Mummy (4/17-23/10)
 HR in four consecutive games Joseph Sanders (5/10-15/08)
 HR in four consecutive SEC games Mike Bianucci (5/2-9/08)
 HR in five consecutive games Tim Lemons (4/6-10/85)
 Walk-off HR Steven Williams at #7 Georgia Tech (6/1/19)
 Pinch-hit HR Johnny Ceccoli vs. Oakland (2/19/20)
 Pinch-hit grand slam Edouard Julien vs. BYU (3/3/18 [G1])
 HR in first at-bat of season Steven Williams vs. Longwood (2/17/18)
 HR in both games of DH Dylan Ingram at #7 Mississippi St. (4/29/17)

Hit for the cycle Judd Ward [3B, 1B, HR, 2B] vs. Illinois-Chicago (2/15/20 [G1])

Hit from both sides of plate Damon Haecker [5th inn.]
 in same inning vs. Jacksonville St. (3/15/17)
 Two hits in same inning Ryan Bliss [1B, HR] vs. Wright State [4th] (2/29/20)

Stole home Justin Hargett vs. Davidson (6m 2) [4th] (G1 - 3/3/10)
 Stole two bases in a game Brady Moore vs. Alabama A&M (2/26/20)
 Stole three bases in a game Anfernee Grier vs. Southern (2/26/16)

Hit by a pitch 2 times in a game G. Farquhar & J.S. Shenker vs. Illinois-Chicago (2) (2/15/20 [G1])
 Hit by a pitch 3+ times in a game Dan Glevenyak at Alabama (4) (4/11/14)

Scored 20 or more runs 20 vs. Wright State (2/29/20)
 Scored 25 or more runs 25 vs. Longwood (2/17/18)
 Scored 30 or more runs 32 vs. Troy (3/2/94)

Scored 5 runs in an Inning 5, vs. Coastal Carolina [8th] (5/31/19)
 Scored 6 runs in an Inning 6, vs. Oakland [8th] (2/19/20)
 Scored 7 runs in an Inning 7, vs. Chicago State [3rd] (3/8/20)
 Scored 8 runs in an Inning 8, at UAB [5th] (3/19/19)
 Scored 9 runs in an Inning 9, vs. Alabama [9th] (5/5/19)
 Scored 10+ runs in an Inning 10, vs. Wright State [4th] (2/29/20)
 Recorded 10+ hits in an Inning 11, vs. Furman [5th] (2/12/00)
 Scored in every inning vs. Coppin State (3/18/14)

Recorded 15-19 hits 17, vs. Chicago State (3/8/20)
 Recorded 20 or more hits 21, at #4 Mississippi State (3/24/19)

Hit 3 or more home runs in an inning 3, vs. Northeastern [6th] (G1 - 3/10/18)
 Hit 3 or more home runs in a game 3, vs. #17 Ole Miss (4/19/19)
 Hit 5 or more home runs in a game 6, vs. Northeastern (G1 - 3/10/18)
 Hit 7 or more home runs in a game 7, vs. Mississippi State (5/8/10)
 Hit back-to-back home runs S. Williams & R. Woley at #4 Mississippi State [6th] (3/22/19)
 Hit back-to-back-to-back home runs B. Fletcher, H. Morris & K. Patterson vs. Mississippi State [5th] (5/8/10)

Had 5 doubles 5, vs. Oakland (2/19/20)
 Had 6 doubles 6, vs. Georgia Tech (3/13/18)
 Had 7 doubles 7, vs. Chicago State (3/8/20)
 Had 8 doubles 8, vs. BYU (3/3/18 [G1])
 Had 9+ doubles 10, vs. Tennessee (5/15/10)

Stole 5 bases in a game 5, vs. Bethune-Cookman (5/6/14)
 Stole 6 bases in a game 6, vs. #21 Tennessee (3/17/19)
 Stole 7 bases in a game 7, vs. Presbyterian (5/8/12)
 Stole 8 bases in a game 8, vs. Alcorn State (2/22/12)

Walked 10+ times 12, vs. Wright State (2/29/20)
 Did not strike out in a game vs. Belmont (3/11/12)

PITCHING SUPERLATIVES

INDIVIDUAL
 Nine-inning no-hitter Casey Mize vs. Northeastern (3/9/18)
 Nine-inning no-hitter (combined) Mike Mueller [2.0], Lee Carter [1.0],
 Brandon Channell [1.0], Reid Price [1.0], Andrew Skinner [1.0], Arnold
 Hughey [1.0], Ken Clayton [1.0], Cory Duettt [0.2], Sean Jones [0.1]
 vs. UAB (3/19/02)

Seven-inning no-hitter Jason Johnson vs. LaGrange College (4/30/91)

Nine-inning perfect game Eric Brandon vs. Murray State (3/2/02)
 Seven-inning perfect game Jason Johnson vs. LaGrange College (4/30/91)

Nine-inning one-hitter (individual) Keegan Thompson vs. Presbyterian (3/1/14)
 Nine-inning one-hitter (combined) Tanner Burns [7.0], Cody Greenhill [2.0] vs. Chicago State (3/6/20)
 Five-inning one-hitter Kevin Davis [3.2], Jacob Millman [1.1], vs. Radford (2/22/15)

Nine-inning two-hitter Tanner Burns [9.0] vs. Cincinnati (3/1/19)

Complete game Jack Owen vs. UTSA (3/9/19)
 Complete game shutout Jack Owen vs. UTSA (3/9/19)
 Consecutive complete games K. Thompson vs. Arkansas & LSU (4/4 & 4/11/15)

Struck out 10 batters 10 by Tanner Burns vs. Chicago State (3/6/20)
 Struck out 11 batters 11 by Bailey Horn vs. Chicago State (3/8/20)
 Struck out 12 batters 12 by Casey Mize at Kentucky (3/23/18)
 Struck out 13 batters 13 by Casey Mize vs. Texas A&M (3/16/18)
 Struck out 15 batters 15 by Tanner Burns vs. Cincinnati (3/1/19)

TEAM
 Struck out 15+ batters Bailey Horn [11], Carson Skipper [2], Mason Barnett [3]
 vs. Chicago State (3/8/20)
 Struck out 20+ batters Brooks Fuller [4], Ryan Watson [4], Elliott Anderson [3],
 Cody Greenhill [4], Carson Skipper [3], Garrett Wade [2] vs. #9 Arkansas (4/5/19)
 vs. Ga State, at Missouri (4/5-7/16)
 Struck out 15 batters consecutive games 9-0 vs. Chicago State (3/8/20)
 Shut out an opponent 6-0 vs. Wright State / 6-0 vs. Chicago State (3/1-6/20)
 Consecutive shutouts 2-0 vs. UT Martin / 6-0 vs. UTSA / 5-0 vs. UTSA (3/6-9/19)
 Three straight shutouts 7-0 at #12 Texas A&M (4/13/19)
 Shut out an SEC opponent 7-0 at #12 Texas A&M (4/13/19)
 Shut out an SEC opponent on the road 5-0 and 4-0 at Miss. State (3/27-28/15)
 Consecutive SEC shutouts 5-0 and 4-0 at Miss. State (3/27-28/15)
 Consecutive SEC shutouts on the road 4-0 at #12 Texas A&M (4/12/19)
 Was shut out vs. #24 Missouri (4/1/18)
 Was held to one hit vs. #13 Arkansas (5/25/17)
 Was no hit

FIELDING SUPERLATIVES
 2 errors in a game Ryan Bliss vs. #7 Louisville (6/19/19)
 3 errors in a game Luke Jarvis vs. Presbyterian (3/11/17)
 4 errors in a game Brett Burnham at Alabama (4/5/00)
 3 double plays turned in a game vs. Alabama (5/3/19)
 4 double plays turned in a game vs. Georgia Tech (4/4/17)
 5 double plays turned in a game never
 Triple play (Auburn) vs. Memphis (5/22/78)
 Triple play (Opponent) at Florida [4th] (3/15/08)

Threw a runner out at HP to end game Will Holland vs. Presbyterian (3/12/17)

MISC. SUPERLATIVES
 Won 10 or more consecutive games 15 (2/24-3/22)
 Won 15 or more consecutive games 15 (2/24-3/22)
 Won 8 or more consecutive SEC games 9 (4/1-21/95)
 Lost 5 or more consecutive games 7 (5/6-5/13/17)

Home winning streak 21 (1964-66)
 Road winning streak 14 (1967/1995)
 Season-opening winning streak 17 (2/7-3/5/97)

Swept a 3-game series vs. Chicago State (3/6-8/20)
 Swept a road series at Alabama (4/20-21/18)
 Swept a road SEC series at Alabama (4/20-21/18)
 Swept a SEC series vs. #21 Tennessee (3/15-17/19)
 Swept a 4-game series vs. Illinois-Chicago (2/14-16/20)
 Swept a doubleheader vs. Illinois-Chicago (2/15/20)

Allowed 3 runs or fewer in a series 2, vs. Chicago State (3/6-8/20)
 Allowed 3 runs or fewer in a SEC series 3 vs. Miss. State (3/27-29/15)
 Allowed 4 runs or fewer in a series 3 vs. UTSA (3/8-9/19)
 Allowed 4 runs or fewer in a SEC series 4 vs. Georgia (4/23-25/15)
 Allowed 3 runs or fewer in a road series 3 vs. Miss. State (3/27-29/15)
 Allowed 3 runs or fewer in a SEC road series 3 vs. Miss. State (3/27-29/15)

Overcome a deficit of 7+ runs 7 runs, [7-0, 12-8] vs. Florida A&M (2/22/17)

Won a 1-0 game vs. Mercer (5/30/15) [NCAA Regional]
 Lost a 1-0 game vs. Ohio State (2/15/14)

Walk-off win at #7 Georgia Tech (9 inn.) (6/1/19)
 Walk-off loss vs. #6 Mississippi State (9 inn.) (6/16/19)



YEAR-BY-YEAR RESULTS (1895-1948)

1895 (0-1)

Table with columns: Date, Opponent, Score, W/L. Row: 4/1 at Mercer L

1896 (2-2)

Table with columns: Date, Opponent, Score, W/L. Rows: 5/15 ALABAMA 12-9 W, 5/15 ALABAMA 14-8 W, 5/16 at Georgia 16-1 L

1897 (1-4)

Table with columns: Date, Opponent, Score, W/L. Rows: 4/10 GEORGIA TECH 6-4 W, 4/24 Georgia 20-2 L, 4/30 Sewanee 4-1 L, 5/1 Sewanee 4-1 L, 5/7 Alabama PPD, 5/8 Alabama PPD, 5/15 Mercer 19-4 L

1898 (0-2)

Table with columns: Date, Opponent, Score, W/L. Rows: 4/15 GEORGIA TECH 4-3 L, 4/16 Mercer 7-3 L

1899 (2-5)

Table with columns: Date, Opponent, Score, W/L. Rows: 4/8 GEORGIA TECH 10-8 L, 4/15 at Mercer 11-2 L, 4/22 at Georgia Tech 6-4 L, 5/11 at Alabama 10-4 W, 5/12 at Alabama 6-5 L, 5/13 at Alabama 7-5 W, 5/15 MERCER 19-4 L

1900 (3-3)

Table with columns: Date, Opponent, Score, W/L. Rows: 4/14 MONTGOMERY 17-5 W, 4/27 vs. Alabama (Montgomery) 9-7 W, 4/28 vs. Alabama (Montgomery) 9-5 L, 4/28 vs. Alabama (Montgomery) 5-4 L, 5/5 GEORGIA TECH 9-4 W, 5/12 at Mercer 11-4 L, 5/17 vs. Southern (Ala.) University PPD, 5/18 vs. Southern (Ala.) University PPD

1901 (1-7)

Table with columns: Date, Opponent, Score, W/L. Rows: 3/29 at Clemson 8-0 L, 3/30 at Clemson 11-4 L, 4/26 Alabama 5-1 L, 4/27 Alabama 9-1 L, 4/27 Alabama 5-2 L, 5/4 at Georgia Tech 15-12 L, 5/5 at Georgia Tech L, 5/7 at Georgia 7-2 W

1902 (0-5)

Table with columns: Date, Opponent, Score, W/L. Rows: 4/11 vs. Alabama (Selma, Ala.) 18-2 L, 4/12 vs. Alabama (Selma, Ala.) 0-11 L, 4/12 vs. Alabama (Selma, Ala.) 0-11 L, 4/19 at Mercer 6-4 L, 4/25 vs. Georgia (Atlanta, Ga.) 10-0 L

1903 (1-6)

Table with columns: Date, Opponent, Score, W/L. Rows: 4/11 at Mercer 8-6 L, 4/13 CLEMSON 3-0 L, 4/21 vs. Georgia (Atlanta, Ga.) 8-2 L, 4/25 at Georgia Tech 8-7 L, 5/1 vs. Alabama (Selma, Ala.) 6-5 W, 5/2 vs. Alabama (Selma, Ala.) 10-3 L, 5/2 vs. Alabama (Selma, Ala.) 3-0 L

1904 (2-9)

Table with columns: Date, Opponent, Score, W/L. Rows: 4/4 FLORIDA STATE 6-3 W, 4/9 at Mercer 8-1 L, 4/14 at Alabama 6-4 L, 4/15 at Alabama 8-1 L, 4/16 at Alabama 5-4 W, 4/23 at Georgia Tech 4-3 L, 4/25 at Georgia 8-3 L, 4/29 vs. Georgia 5-3 L, 4/29 vs. Georgia 5-0 L, 5/5 TULANE PPD, 5/6 TULANE PPD, 5/7 TULANE PPD

1905 (9-3)

SIAA CHAMPIONS

Table with columns: Date, Opponent, Score, W/L. Rows: 3/30 at Mercer 3-1 L, 4/1 at Mercer 5-2 W, 4/6 at Southern (Ala.) University 6-3 W, 4/7 at Southern (Ala.) University 4-2 L, 4/8 at Southern (Ala.) University 5-2 W, 4/13 ALABAMA 3-2 L, 4/14 ALABAMA 4-3 W, 4/15 ALABAMA 6-5 W, 4/24 MERCER 12-7 W, 4/27 GEORGIA 2-0 W, 4/28 GEORGIA PPD, 5/5 GEORGIA TECH 1-0 W, 5/6 GEORGIA TECH 4-2 W

1906 (11-3)

Table with columns: Date, Opponent, Score, W/L. Rows: 3/26 CUMBERLAND 5-4 W, 3/27 CUMBERLAND 9-3 W, 3/28 CUMBERLAND PPD, 4/6 at Mercer 10-3 W, 4/7 at Mercer 7-4 W, 4/20 at Alabama 14-0 W, 4/21 at Alabama 7-4 W, 5/4 SOUTHERN (ALA.) UNIVERSITY 1-0 W, 5/5 SOUTHERN (ALA.) UNIVERSITY 3-1 L, 5/7 CENTRE COLLEGE 5-3 W, 5/11 GEORGIA TECH 2-1 W, 5/12 GEORGIA TECH 5-0 L, 5/12 GEORGIA TECH 4-0 L, 5/14 at Mercer 10-8 W, 5/15 at Mercer 8-7 W

1907 (10-6-1)

Table with columns: Date, Opponent, Score, W/L. Rows: 3/28 at LSU 4-0 W, 3/29 at LSU 5-3 W, 3/30 at LSU 4-3 L, 4/4 MARION 7-1 W, 4/5 MARION W, 4/6 MARION 4-0 L, 4/19 at Mercer 6-6 (11 inn.) T, 4/20 at Mercer 3-0 W, 4/25 ALABAMA 2-1 L, 4/26 ALABAMA 12-4 W, 4/27 ALABAMA 8-5 L, 5/2 at Georgia L, 5/3 at Georgia W, 5/4 at Georgia W, 5/10 GEORGIA TECH 3-2 W, 5/11 GEORGIA TECH 2-0 L, 5/11 GEORGIA TECH 4-1 W

1908 (14-5-1)

Table with columns: Date, Opponent, Score, W/L. Rows: 3/26 NORTH GEORGIA 6-3 W, 3/27 NORTH GEORGIA 15-4 W, 3/28 NORTH GEORGIA 6-6 T, 4/3 MISSISSIPPI STATE 6-3 W, 4/4 MISSISSIPPI STATE 7-0 W, 4/4 MISSISSIPPI STATE 6-4 W, 4/17 at Mercer 2-1 W, 4/18 at Mercer 3-1 W, 4/23 at Alabama 3-1 L, 4/25 at Alabama 9-1 L, 4/25 at Alabama 1-0 L, 4/27 vs. Mercer (Columbus, Ga.) 10-0 W, 4/27 vs. Mercer (Columbus, Ga.) 6-2 W, 5/1 at Georgia Tech 1-0 W, 5/2 at Georgia Tech 7-2 L, 5/7 CENTRE COLLEGE 13-2 W, 5/8 CENTRE COLLEGE 6-4 W, 5/9 CENTRE COLLEGE 10-0 W, 5/11 GEORGIA TECH 6-0 L, 5/12 GEORGIA TECH 8-3 W

1909 (14-6-1)

Table with columns: Date, Opponent, Score, W/L. Rows: 3/26 at Mercer 4-3 W, 3/27 at Mercer 1-0 W, 4/1 SAMFORD 7-1 W, 4/2 SAMFORD 19-5 W, 4/3 SAMFORD 7-5 W, 4/9 at Georgia 3-2 L, 4/10 at Georgia 7-3 W, 4/10 at Georgia 9-2 L, 4/16 GEORGIA 6-6 T, 4/17 GEORGIA 10-1 W, 4/17 GEORGIA 7-2 W, 4/19 at Sewanee 8-3 L, 4/20 at Sewanee 2-1 L, 4/20 at Sewanee 7-1 W, 4/29 GEORGIA TECH 6-0 W, 4/30 GEORGIA TECH 8-2 L, 5/7 at Georgia Tech 2-0 W, 5/8 6-5 L, 5/11 CUMBERLAND 5-0 W, 5/12 CUMBERLAND 17-3 W, 5/13 CUMBERLAND 7-3 W

1910 (8-6)

Table with columns: Date, Opponent, Score, W/L. Rows: 4/1 at Alabama Presbyterian 3-1 W, 4/2 at Alabama Presbyterian 12-1 W, 4/8 at Georgia 5-0 W, 4/9 at Georgia 4-2 W, 4/9 at Georgia 7-2 L, 4/15 GEORGIA TECH 16-1 W, 4/16 GEORGIA TECH PPD, 4/25 at Mercer 8-3 L, 4/26 at Mercer 3-1 L, 4/26 at Mercer 2-1 W, 5/6 at Georgia Tech 3-1 L, 5/7 at Georgia Tech PPD, 5/9 MERCER 6-5 W, 5/10 MERCER 7-2 W, 5/13 GEORGIA 4-3 L, 5/14 GEORGIA 10-3 L

1911 (8-11)

Table with columns: Date, Opponent, Score, W/L. Rows: 4/3 at Mississippi State 5-3 W, 4/3 at Mississippi State 6-0 L, 4/5 at Mississippi State 2-1 W, 4/7 at Georgia 2-0 L, 4/8 at Georgia 1-0 L, 4/14 GEORGIA 1-0 L, 4/14 GEORGIA 3-1 L, 4/15 GEORGIA 7-5 L, 4/17 at Georgia Tech 4-1 L, 4/18 at Georgia Tech 9-4 L, 4/24 at Mercer 1-0 L, 4/25 at Mercer 8-1 L, 4/26 at Mercer 9-1 L, 5/4 SAMFORD W, 5/5 SAMFORD W, 5/6 SAMFORD W, 5/12 CLEMSON 7-6 W, 5/13 CLEMSON 5-4 W, 5/13 CLEMSON 3-2 W

1912 (7-9-1)

Table with columns: Date, Opponent, Score, W/L. Rows: 3/29 VANDERBILT 7-6 W, 3/30 VANDERBILT 7-6 (11 inn.) L, 4/5 GEORGIA 6-3 L, 4/6 GEORGIA 6-0 L, 4/6 GEORGIA 1-0 L, 4/8 MISSISSIPPI STATE 6-4 W, 4/10 MISSISSIPPI STATE 10-9 W, 4/10 MISSISSIPPI STATE 2-1 W, 4/22 TEXAS 4-3 W, 4/22 TEXAS 3-3 T, 4/25 MERCER 1-0 L, 5/2 at Georgia Tech 3-2 L, 5/3 at Georgia Tech 7-5 W, 5/4 at Georgia Tech 5-3 L, 5/7 at Clemson 2-1 L, 5/8 at Clemson 4-3 L, 5/9 at Clemson 4-0 W

1913 (11-6)

Table with columns: Date, Opponent, Score, W/L. Rows: 3/28 at Georgia 5-1 L, 3/29 at Georgia 4-3 W, 3/29 at Georgia 11-0 L, 4/4 SOUTHERN (ALA.) UNIVERSITY 13-0 W, 4/5 SOUTHERN (ALA.) UNIVERSITY 8-2 W, 4/5 SOUTHERN (ALA.) UNIVERSITY 3-2 L, 4/10 at Florida 3-2 W, 4/11 at Florida 8-5 W, 4/12 at Florida 4-2 W, 4/18 GEORGIA TECH 3-2 W, 4/19 GEORGIA TECH 10-4 L, 4/19 GEORGIA TECH 4-3 W, 4/26 MERCER 10-2 W, 4/26 MERCER 8-4 W, 5/8 CLEMSON 10-3 W, 5/9 CLEMSON 18-4 L, 5/10 CLEMSON 5-3 L

1914 (10-7)

Table with columns: Date, Opponent, Score, W/L. Rows: 3/27 at Georgia Tech 9-4 W, 3/28 at Georgia Tech 10-5 L, 4/3 GEORGIA 11-2 L, 4/4 GEORGIA 10-2 L, 4/4 GEORGIA 6-3 L, 4/9 at Florida 8-1 W, 4/10 at Florida 4-3 W, 4/11 at Florida 5-3 L, 4/17 TULANE 8-3 W, 4/18 TULANE 1-0 W, 4/18 TULANE 8-6 W, 4/24 at Mercer 11-1 L, 5/7 CUMBERLAND W, 5/8 CUMBERLAND 7-2 W, 5/14 at Clemson 5-4 W, 5/15 at Clemson 13-5 L, 5/16 at Clemson 6-2 W

1915 (9-5-3)

Table with columns: Date, Opponent, Score, W/L. Rows: 3/26 at Georgia 6-4 W, 3/27 at Georgia 4-1 W, 3/27 at Georgia 7-0 L, 4/3 WEST VIRGINIA WESLEYAN 6-3 W, 4/3 WEST VIRGINIA WESLEYAN 2-0 W, 4/16 GEORGIA TECH 6-6 T, 4/17 GEORGIA TECH 12-2 L, 4/17 GEORGIA TECH 7-1 L, 4/23 vs. Florida (Tallahassee, Fla.) 8-2 W, 4/24 vs. Florida (Tallahassee, Fla.) 7-2 W, 4/24 vs. Florida (Tallahassee, Fla.) 5-5 T, 5/8 vs. Clemson (Atlanta, Ga.) 10-3 W, 5/8 CLEMSON (7 inn.) 3-1 W, 5/8 CLEMSON (7 inn.) 2-0 W, 5/14 vs. Mississippi St. (Meridian, Miss.) 3-0 L, 5/15 vs. Mississippi St. (Columbus, Miss.) 4-3 L, 5/15 vs. Mississippi St. (Columbus, Miss.) 1-1 T

1916 (17-4) SIAA CHAMPIONS

Table with columns: Date, Opponent, Score, W/L. Rows: 3/31 at Marion 1-0 W, 4/1 at Marion 3-1 W, 4/1 at Marion 2-0 W, 4/7 GEORGIA 6-3 W, 4/8 GEORGIA 9-6 W, 4/8 GEORGIA 3-1 W, 4/14 at Georgia Tech 6-4 L, 4/15 at Georgia Tech 10-9 W, 4/15 at Georgia Tech 3-0 W, 4/21 MISSISSIPPI STATE 5-2 W, 4/22 MISSISSIPPI STATE 3-1 W, 4/22 MISSISSIPPI STATE 5-4 W, 4/26 at Mercer 7-4 W, 4/27 at Mercer 11-7 L, 4/27 at Mercer 7-4 L, 5/5 at Clemson 5-4 L, 5/6 at Clemson 9-1 W, 5/6 at Clemson 3-1 W, 5/12 FLORIDA 7-0 W, 5/13 FLORIDA 14-3 W, 5/13 FLORIDA 7-1 W





YEAR-BY-YEAR RESULTS (1895-1948)

1917 (9-5)

Date	Opponent	Score	W/L
3/28	at Southern (Ala.) University	6-1	W
3/29	at Southern (Ala.) University	8-2	W
3/30	at Marion	10-1	W
3/31	at Marion	11-1	W
4/6	at Georgia	10-0	L
4/7	at Georgia	3-0	W
4/7	at Georgia	2-0	L
4/14	GEORGIA TECH	5-4	W
4/14	GEORGIA TECH	4-1	W
4/20	LSU	CLD	
4/21	LSU	CLD	
4/25	MERCER	6-2	L
4/26	MERCER	4-2	L
5/4	CLEMSON	7-0	W
5/5	CLEMSON	8-3	W
5/5	CLEMSON	7-4	L

1918 (7-5) SIAA CHAMPIONS

Date	Opponent	Score	W/L
3/29	at Georgia	12-2	W
3/30	at Georgia	3-1	L
4/5	MERCER	16-10	W
4/6	MERCER	6-2	W
4/12	at Georgia Tech	8-4	L
4/13	at Georgia Tech	10-4	W
4/19	GEORGIA TECH	8-3	L
4/20	GEORGIA TECH	3-0	W
4/26	at Mercer	3-0	L
4/27	at Mercer	2-1	L
5/3	GEORGIA	4-2	W
5/4	GEORGIA	7-2	W

1919 (8-7-1)

Date	Opponent	Score	W/L
3/28	GEORGIA	0-0 (11 inn.)	T
3/29	GEORGIA	6-0	L
4/4	at Georgia	5-4	L
4/5	at Georgia	3-0	L
4/11	at Georgia Tech	2-1 (10 inn.)	L
4/12	at Georgia Tech	4-2	L
4/18	OGLETHORPE	3-2 (10 inn.)	W
4/19	OGLETHORPE	6-2	W
4/25	at Mercer	10-2	L
4/26	at Mercer	3-0	W
5/3	BIRMINGHAM-SOUTHERN	15-3	W
5/4	BIRMINGHAM-SOUTHERN	11-2	W
5/6	SAMFORD	4-3	L
5/6	SAMFORD	5-4	W
5/10	MERCER	4-1	W
5/11	MERCER	5-4 (12 inn.)	W

1920 (16-5-3) SIAA CHAMPIONS

Date	Opponent	Score	W/L
3/26	SAMFORD	1-1	T
3/27	SAMFORD	9-3	W
4/1	at Oglethorpe	7-0	W
4/2	at Oglethorpe	3-1	W
4/3	at Furman	1-0	L
4/4	at Furman	2-0	W
4/5	at Clemson	10-0	W
4/6	at Clemson	15-2	W
4/12	MICHIGAN	1-1	T
4/13	MICHIGAN	4-3	W
4/16	GEORGIA TECH	6-2	L
4/17	GEORGIA TECH	5-4	W
4/19	at Wofford	3-2	L
4/20	at Wofford	5-4	W
4/21	at Virginia	1-0	L
4/22	at Virginia	4-0	W
4/23	at Washington & Lee	6-4	L
4/24	at VMI	7-2	W
4/30	GEORGIA	9-3	W
5/1	GEORGIA	3-0	W
5/4	vs. Florida (Tallahassee, Fla.)	7-2	W
5/5	vs. Florida (Tallahassee, Fla.)	1-0	W
5/5	vs. Florida (Tallahassee, Fla.)	1-1	T
5/10	at Georgia	1-0	W
5/11	at Georgia	3-2	W

1921 (18-4)

Date	Opponent	Score	W/L
3/21	CINCINNATI	10-1	W
3/25	YALE	4-1	L
3/26	at Mercer	8-5	W
4/1	OGLETHORPE	11-3	W
4/2	OGLETHORPE	3-1	L
4/4	INDIANA	10-4	W
4/5	INDIANA	2-1	W
4/8	CLEMSON	12-1	W
4/9	CLEMSON	12-1	W
4/15	at Georgia Tech	8-3	L
4/16	at Georgia Tech	PPD	
4/18	at Furman	8-4	W
4/19	at Furman	19-4	W
4/20	at Washington & Lee	4-0	W
4/21	at Washington & Lee	6-1	W
4/25	GEORGIA	4-1	W
4/26	vs. Georgia (Columbus, Ga.)	2-0	W
4/28	FT. BENNING	4-1	W
4/29	MERCER	5-0	W
4/30	MERCER	12-2	W
5/4	at Ft. Benning	4-1	W
5/6	at Georgia	12-4	W
5/7	at Georgia	4-0	W

1922 (8-10)

Date	Opponent	Score	W/L
3/17	FT. BENNING	1-0	W
3/18	FT. BENNING	10-3	L
3/24	at Ft. Benning	9-4	W
3/25	at Ft. Benning	8-4	L
3/31	at Georgia Tech	PPD	
4/1	at Georgia Tech	7-6	W
4/8	BIRMINGHAM-SOUTHERN	5-0	W
4/8	BIRMINGHAM-SOUTHERN	2-1	L
4/14	GEORGIA TECH	8-5	W
4/15	at Georgia Tech	5-4	L
4/21	at Mercer	4-3	L
4/22	at Mercer	6-4	W
4/28	at Oglethorpe	PPD	
4/29	at Oglethorpe	PPD	
5/1	vs. Vanderbilt (Montgomery, Ala.)	10-7	W
5/2	VANDERBILT	3-1	L
5/5	vs. Georgia	7-1	L
5/6	GEORGIA	3-2	L
5/12	GEORGIA	2-0	W
5/13	at Georgia	5-1	L

1923 (8-10-4)

Date	Opponent	Score	W/L
3/17	FT. BENNING	7-6	W
3/17	FT. BENNING	8-2	L
3/23	MERCER	4-0 (5 inn.)	W
3/24	MERCER	2-0	L
4/2	vs. Yale (Marion, Ga.)	4-0	W
4/3	at Ft. Benning	1-0	W
4/4	at Ft. Benning	6-0	L
4/6	DUKE	5-3	W
4/7	vs. Duke (Montgomery, Ala.)	10-7	L
4/11	vs. Michigan (Montgomery, Ala.)	8-1	W
4/12	MICHIGAN	9-2	L
4/14	vs. Georgia Tech (Montgomery) 2-2 (10 inn.)	T	
4/15	at Georgia Tech	7-3	W
4/16	at Vanderbilt	23-11	L
4/17	at Vanderbilt	8-2	L
4/21	GEORGIA TECH	2-2 (5 inn./rain)	T
4/22	vs. Georgia Tech (Mont.) 1-1 (7 inn./rain)	T	
4/30	vs. North Carolina (Montgomery)	3-3	T
5/5	GEORGIA	PPD	
5/6	vs. Georgia (Montgomery, Ala.) 7-5 (8 inn.)	L	
5/12	at Georgia	9-1	L
5/13	at Georgia	3-0	L

1924 (8-10-4)

Date	Opponent	Score	W/L
3/19	OHIO STATE	7-4	L
3/20	OHIO STATE	3-1	W
3/24	SAMFORD	5-2	L
3/25	SAMFORD	2-1	W
3/28	at Mercer	6-3	L
3/29	at Mercer	7-4	L
4/3	GEORGIA TECH	17-5	L
4/4	GEORGIA TECH	2-0	L
4/11	at Vanderbilt	19-11	L
4/12	at Vanderbilt	4-0	L
4/16	vs. Michigan (Montgomery, Ala.)	10-9	L
4/18	at Florida	10-3	W
4/19	at Florida	4-3	L
4/21	DUKE	4-2	L
4/25	at Samford	3-2	W
4/26	at Birmingham-Southern	7-6	L
5/3	vs. Mississippi St. (Montgomery, Ala.)	4-0	L
5/9	GEORGIA	5-3	L
5/10	GEORGIA	2-1	W
5/14	at Georgia Tech	7-6	L
5/15	at Georgia Tech	2-0	L
5/17	at Georgia	9-0	L

1925 (5-15)

Date	Opponent	Score	W/L
3/20	at Ft. Benning	9-4	L
3/21	at Ft. Benning	17-6	L
3/24	FT. BENNING	7-5	L
3/25	FT. BENNING	9-7	W
3/27	at Birmingham-Southern	13-5	W
3/28	at Birmingham-Southern	7-0	W
4/3	GEORGIA	5-2	L
4/4	GEORGIA	3-2	L
4/10	ILLINOIS	3-0	L
4/11	ILLINOIS	4-3	W
4/17	VANDERBILT	7-3	W
4/18	VANDERBILT	7-5	L
4/24	at Georgia Tech	25-2	L
4/25	GEORGIA TECH	10-8	L
5/1	at Georgia	4-1	L
5/2	at Georgia	8-0	L
5/4	at Clemson	7-5	L
5/5	at Furman	4-2	L
5/15	at Mercer	L	
5/16	at Mercer	4-0	L

1926 (21-7)

Date	Opponent	Score	W/L
3/19	at Ft. Benning	3-2	W
3/20	at Ft. Benning	14-12	W
3/23	FT. BENNING	11-4	W
3/23	FT. BENNING	5-1	W
3/24	GEORGIA	6-2	W
3/25	GEORGIA	PPD	
3/30	at Spring Hill	PPD	
3/31	at Loyola-New Orleans	6-5	W
4/1	at Loyola-New Orleans	13-2	W
4/2	at Tulane	4-2	L
4/3	at Tulane	4-0	W
4/5	MICHIGAN	8-5	W
4/6	CLEMSON	10-7	W
4/7	CLEMSON	7-0	W
4/9	at Georgia Tech	5-0	L
4/10	at Georgia Tech	13-7	L
4/14	at Samford	8-0	W
4/15	at Sewanee	10-6	W
4/16	at Vanderbilt	9-6	L
4/17	at Vanderbilt	8-4	W
4/23	vs. Birmingham-Southern (Mont.)	2-0	W
4/24	BIRMINGHAM-SOUTHERN	3-0	W
4/27	at Florida	2-1	W
4/28	at Florida	4-3	W
4/30	at Georgia	9-1	L
5/1	at Georgia	3-2	L
5/4	at Oglethorpe	9-8	L
5/5	OGLETHORPE	8-2	W
5/17	MERCER	5-4	W
5/18	MERCER	9-5	W

1927 (14-6-1)

Date	Opponent	Score	W/L
3/30	GEORGIA	7-6	W
3/31	GEORGIA	6-2	W
4/1	TULANE	12-3	W
4/2	TULANE	6-0	W
4/4	FLORIDA	2-1	W
4/5	FLORIDA	1-0	L
4/8	vs. Georgia Tech	10-2	W
4/9	vs. Georgia Tech	7-5	W
4/15	ILLINOIS	12-5	W
4/16	ILLINOIS	10-8	L
4/20	at Clemson	11-5	W
4/22	at South Carolina	11-2	W
4/23	at South Carolina	8-4	L
4/25	at Florida	9-8	L
4/26	at Florida	4-3	L
4/27	at Florida	5-0	W
4/29	VANDERBILT	4-0	W
4/30	VANDERBILT	6-4	W
5/4	CLEMSON	6-2	W
5/5	CLEMSON	3-3 (6)	T
5/6	at Vanderbilt	1-2	L

1928 (17-5-2)

Date	Opponent	Score	W/L
3/23	at Ft. Benning	7-0	W
3/24	at Ft. Benning	11-0	W
3/30	TULANE	6-1	W
3/31	vs. Tulane	9-3	W
4/2	CLEMSON	6-2	W
4/3	CLEMSON	6-6	T
4/9	GEORGIA	3-3	T
4/11	FLORIDA	4-1	W
4/12	FLORIDA	10-5	W
4/13	FT. BENNING	12-11	L
4/16	GEORGIA TECH	15-4	W
4/17	GEORGIA TECH	11-2	L
4/21	at Georgia Tech	7-5	L
4/26	vs. Florida	6-5	L
4/27	vs. Florida	2-0	W
4/28	vs. Florida	2-1	W
5/2	at Clemson	11-3	W
5/3	at Clemson	9-6 (6)	W
5/4	at South Carolina	6-3	W
5/4	at Clemson	6-5	L
5/8	at Georgia	5-1	W
5/11	SOUTH CAROLINA	9-2	W
5/12	SOUTH CAROLINA	12-3	W
5/21	MERCER	5-1	W

1929 (11-9-1)

Date	Opponent	Score	W/L
5/29	at Tulane	10-4	L
5/30	at Tulane	17-1	W
4/3	GEORGIA TECH	23-3	W
4/4	GEORGIA TECH	16-8	W
4/5	BIRMINGHAM SOUTHERN	8-6	W
4/6	BIRMINGHAM SOUTHERN	16-5	W
4/8	at Georgia	5-3	L
4/9	at Georgia	8-7	L
4/15	CLEMSON	6-6	T
4/16	CLEMSON	4-3	L
4/19	at Georgia Tech	12-8	L
4/20	at Georgia Tech	8-3	L
4/25	vs. Florida	9-7	W
4/26	vs. Florida	7-3	W
4/27	vs. Florida	7-6	W
5/3	VANDERBILT	8-6	L
5/4	VANDERBILT	7-6	W
5/10	GEORGIA	11-1	L
5/11	GEORGIA	6-2	W
5/21	MERCER	5-4	L



YEAR-BY-YEAR RESULTS (1895-1948)

1930 (13-7)

Date	Opponent	Score	W/L
3/14	FT. BENNING	5-4	W
3/15	at Ft. Benning	9-3	W
3/29	TULANE	11-2	W
3/29	TULANE	5-1	W
4/11	GEORGIA	4-2	L
4/12	GEORGIA	7-3	L
4/16	GEORGIA TECH	7-4	W
4/17	GEORGIA TECH	6-2	L
4/24	vs. Florida	3-2	L
4/25	vs. Florida	3-2	W
4/26	vs. Florida	4-3	L
5/2	at Georgia	2-0	L
5/3	at Georgia	8-6	W
5/5	at Clemson	4-3	W
5/6	at Clemson	14-10 (10)	W
5/9	MERCER	15-5	W
5/10	MERCER	7-5	L
5/12	SAMFORD	10-6	W
5/15	at Samford	8-6	W

1931 (18-4)

SIAA CHAMPIONS
DIXIE LEAGUE CHAMPIONS

Date	Opponent	Score	W/L
3/26	FT. BENNING	12-1	W
4/6	at Mercer	10-5	W
4/7	at Mercer	5-1	W
4/10	at Oglethorpe	13-8	W
4/11	at Oglethorpe	14-5	W
4/13	OGLETHORPE	8-3	L
4/14	OGLETHORPE	12-0	W
4/22	at Georgia	12-2	W
4/23	at Georgia	13-7	W
4/24	at Georgia Tech	13-8	W
4/25	at Georgia Tech	11-7	L
4/27	GEORGIA	3-1	W
4/28	GEORGIA	7-6	W
5/1	at Florida	6-3	W
5/2	at Florida	5-1	L
5/5	at Mercer	3-0	W
5/8	vs. Florida	5-1	L
5/9	vs. Florida	4-3	W
5/11	GEORGIA TECH	11-5	W
5/12	GEORGIA TECH	13-0	W
5/15	VANDERBILT	19-1	W
5/16	VANDERBILT	3-1	W

1932 (11-4-1)

DIXIE LEAGUE PENNANT

Date	Opponent	Score	W/L
4/1	at Lanett	6-5	W
4/8	GEORGIA	3-1	W
4/9	GEORGIA	9-0	W
4/15	at Georgia Tech	6-6	T
4/16	at Georgia Tech	12-10	W
4/16	at Georgia Tech	5-4	L
4/18	at Georgia	5-1	L
4/19	at Georgia	11-3	L
4/22	FLORIDA	5-2	W
4/23	FLORIDA	6-2	W
4/29	GEORGIA TECH	8-7 (10)	W
4/30	GEORGIA TECH	5-4	L
5/6	OGLETHORPE	6-5 (10)	W
5/7	OGLETHORPE	11-5	W
5/13	at Oglethorpe	3-1	W
5/14	at Oglethorpe	12-5	W

1933 (8-5-1)

Date	Opponent	Score	W/L
4/1	at Lanett	8-3	W
4/7	at Georgia Tech	4-3	L
4/8	at Georgia Tech	11-7	W
4/14	GEORGIA	8-8	T
4/18	LANETT	7-2	W
4/21	at Georgia	8-1	L
4/26	FT. BENNING	10-5	W
4/28	GEORGIA TECH	4-3 (10)	W
4/29	GEORGIA TECH	9-5	W
5/5	at Oglethorpe	7-2	W
5/6	at Oglethorpe	9-5	W
5/12	OGLETHORPE	8-0	L
5/13	OGLETHORPE	13-10 (10)	L

1934 (10-8-1)

Date	Opponent	Score	W/L
3/21	vs. Chattanooga	7-1	W
3/23	LANETT	5-0	W
3/24	at Lanett	4-1	W
3/28	CHATTANOOGA	5-0	L
4/2	vs. Chattanooga		L
4/6	at Georgia Tech	10-4	L
4/7	at Georgia Tech	7-4	W
4/13	GEORGIA	9-8	W
4/14	GEORGIA	12-7	L
4/20	at Georgia	10-6	L
4/21	at Georgia	5-0	L
4/28	GEORGIA TECH	1-0	W
5/4	at Oglethorpe	8-2	L
5/5	at Oglethorpe	13-6	W
5/10	SHAWMUT MILLS	8-5	W
5/11	OGLETHORPE	6-6 (12)	T
5/12	Fort Benning	9-3	L
	Auburn Ramblers		W

1935 (7-14)

Date	Opponent	Score	W/L
3/27	TROY	4-1	W
4/4	St. Louis (NL)	5-1	L
4/5	GEORGIA	4-3	W
4/6	GEORGIA	11-5	L
4/10	at Georgia	7-2	W
4/11	at Georgia		L
4/12	at Bona Allen	17-0	L
4/13	at Bona Allen	6-1	L
4/16	at Troy	7-6	L
4/16	at Troy	10-7	W
4/18	at Florida	7-6	W
4/19	at Florida	9-4	W
4/20	at Florida	8-6	L
4/22	GEORGIA TECH	6-3	L
4/23	GEORGIA TECH	4-3	L
4/26	at Goodyear	10-6	L
5/10	OGLETHORPE	3-1	L
5/11	OGLETHORPE	7-5	L
5/11	OGLETHORPE	9-3	L
5/14	OGLETHORPE	2-0	W
5/15	OGLETHORPE	7-5 (13)	L

1936 (13-5)

Date	Opponent	Score	W/L
3/26	TROY	10-4	W
3/26	TROY	5-0	W
4/3	OGLETHORPE	7-6	W
4/4	OGLETHORPE	8-4	W
4/10	vs. Georgia	3-2	W
4/11	vs. Georgia	8-3	L
4/13	LSU	6-4	L
4/14	LSU	16-4	L
4/15	FLORIDA	10-2	W
4/16	FLORIDA	4-1	W
4/17	at Georgia	6-2	W
4/18	at Georgia	3-0	W
4/24	BIRMINGHAM SOUTHERN	11-4	W
4/25	BIRMINGHAM SOUTHERN	3-0	L
5/1	at Troy	2-1	W
5/1	at Troy	3-1	W
5/6	at Bona Allen	9-0	L
5/7	at Bona Allen	2-0	L
5/8	at Oglethorpe	10-4	W
5/9	at Oglethorpe	3-2	L

1937 (21-4-1)
SEC CHAMPIONS

Date	Opponent	Score	W/L
3/25	GOODYEAR	3-1	L
3/25	GOODYEAR	0-0	T
3/27	SHAWMUT MILLS	4-0	W
3/31	MISS. COLLEGE	7-6	W
4/1	MISS. COLLEGE	6-1	W
4/2	TROY	17-2	W
4/3	TROY	10-5	L
4/7	at Georgia Tech	3-2	W
4/9	at Georgia	7-4	W
4/10	at Georgia	12-7	W
4/16	GEORGIA	2-1	W
4/17	GEORGIA	7-2	W
4/21	at Troy	2-1 (5)	W
4/22	at Troy	12-4	W
4/23	at Florida	9-7	W
4/24	at Florida	9-4	W
4/26	BILL WHITE'S TEAM	6-0	W
5/1	GEORGIA TECH	6-5	W
5/1	GEORGIA TECH	3-2	L
5/4	SHAWMUT MILLS	11-2	W
5/7	at Oglethorpe	11-10	W
5/8	at Oglethorpe	12-10 (10)	W
5/11	FAIRFAX MILLS	5-3	W
5/13	OGLETHORPE	6-4	L
5/14	OGLETHORPE	4-1	W

1938 (12-10)

Date	Opponent	Score	W/L
3/24	GOODYEAR	10-7	W
3/24	GOODYEAR	4-2	L
3/30	TROY	12-9	W
3/31	TROY	15-9	W
4/2	LANETT	8-5	L
4/13	at Troy		W
4/14	at Troy	5-1	W
4/15	FLORIDA	4-3	L
4/16	FLORIDA	6-5	W
4/18	at Mississippi	6-5	W
4/19	at Mississippi	5-3	L
4/22	GEORGIA	3-2	W
4/23	GEORGIA	2-1	L
4/29	GEORGIA TECH	9-6	L
4/30	GEORGIA TECH	9-2	W
5/4	at Oglethorpe	3-2	L
5/6	at Georgia	11-7	L
5/7	at Georgia	12-10	W
5/11	at Georgia Tech	6-2	L
5/12	at Georgia Tech	5-4 (10)	L
5/13	OGLETHORPE	5-3	W
5/14	OGLETHORPE	5-4	W

1939 (16-10)

Date	Opponent	Score	W/L
3/31	at Oglethorpe	5-3	L
4/1	at Oglethorpe	5-3	L
4/7	at Lanett	6-2	W
4/10	at Tallassee	15-4	W
4/13	at Ft. Benning	6-1	W
4/14	GEORGIA TECH	5-2	W
4/15	GEORGIA TECH	11-4	W
4/18	at Miss. State	5-1	W
4/19	at Miss. State	8-2	W
4/21	GEORGIA	5-2	W
4/22	GEORGIA	6-3	L
4/29	MISSISSIPPI	3-2	W
4/29	MISSISSIPPI	4-1	W
5/1	at Georgia Tech	11-2	W
5/2	at Georgia Tech	5-4	L
5/3	at Georgia	10-7	W
5/4	at Georgia	5-3	L
5/5	at Florida	9-2	L
5/6	at Florida	11-2	W
5/12	OGLETHORPE		W
5/13	OGLETHORPE	11-4	W
5/15	at Lanett	5-1	W

1940 (15-8-1)

Date	Opponent	Score	W/L
3/23	at Ft. Benning	5-0	L
3/26	at Ft. Benning	3-2	W
3/28	PURDUE	7-2	W
3/29	PURDUE	6-1	L
4/1	DAYTONA BEACH	9-1	W
4/2	HAMILTON, ONTARIO	12-4	W
4/5	at Georgia Tech	4-2	L
4/6	at Georgia Tech	7-1	W
4/10	at Oglethorpe	7-0	W
4/11	at Oglethorpe	7-3	W
4/12	GEORGIA	4-0	L
4/13	GEORGIA	14-3	L
4/16	at Lanett		T
4/17	at Godsden	6-5	W
4/20	GEORGIA TECH	2-0	W
4/22	at Georgia	6-5	L
4/23	at Georgia	11-6	W
4/27	at Calloway Mills	19-3	W
5/3	FLORIDA	2-1	W
5/4	FLORIDA	4-2	L
5/7	at Calloway Mills	17-4	W
5/9	at Lanett	19-12	W
5/10	OGLETHORPE	9-4	L
5/11	OGLETHORPE	12-7	W

1941 (12-11-1)

Date	Opponent	Score	W/L
3/27	PURDUE	13-1	W
3/28	PURDUE	2-0	L
3/30	PURDUE	8-3	W
3/31	MICHIGAN STATE	9-8	W
4/1	at Montgomery		L
4/3	INDIANA	11-7	L
4/4	INDIANA	3-2	W
4/10	at Oglethorpe	3-2	L
4/10	at Oglethorpe	1-1	T
4/11	at Georgia	30-4	L
4/12	at Georgia	8-3	L
4/16	GEORGIA TECH	5-3	L
4/17	GEORGIA TECH	7-4	L
4/18	GEORGIA	3-2	W
4/19	GEORGIA	10-9	W
4/23	DOTHAN	5-0	W
4/25	at Ft. Benning	10-7	L
4/26	at Ft. Benning	8-3	L
4/28	at Georgia Tech	8-4	W
4/29	at Georgia Tech	17-4	W
5/2	at Florida	10-9	W
5/3	at Florida	6-5	L
5/9	OGLETHORPE	6-1	W
5/10	OGLETHORPE	8-3	W

1942 (10-8)

Date	Opponent	Score	W/L
3/27	MICHIGAN STATE		L
4/1	at Oglethorpe	5-4	W
4/2	at Oglethorpe	7-5	L
4/3	at Georgia	8-4	L
4/4	at Georgia	8-3	W
4/10	GEORGIA TECH	7-1	W
4/11	GEORGIA TECH	8-4	W
4/17	GEORGIA	17-13	L
4/18	GEORGIA	7-3	L
4/20	at Georgia Tech	15-10	L
4/21	at Georgia Tech	11-9	W
4/24	at Ft. Benning	7-3	L
4/25	at Ft. Benning	9-7	W
5/1	MAXWELL FIELD	11-1	W
5/2	FT. BENNING	20-0	W
5/1	at Riverview	19-1	W
5/8	at Oglethorpe	4-1	W
5/9	at Oglethorpe	3-1	L

1943 (9-3)

Date	Opponent	Score	W/L
4/10	CHATTahoochee	19-1	W
4/11	at Gunter Field	3-1	L
4/16	at Georgia	14-3	W
4/17	at Georgia	6-5	L
4/18	FORT BENNING	12-4	W
4/23	GEORGIA	6-4	W
4/24	GEORGIA	5-4	W
4/28	GUNTER FIELD	9-4	W
5/1	FT. BENNING	15-2	W
	CHATTahoochee	7-4	W
5/6	at Acme	4-2	W
5/7	GUNTER FIELD	11-9	L





YEAR-BY-YEAR RESULTS (1895-1948)

1946 (11-4)

Date	Opponent	Score	W/L
4/6	FT. BENNING	11-7	L
4/12	FLORIDA	3-1	W
4/13	FLORIDA	4-1	L
4/16	MIAMI	8-5	W
4/22	BRADLEY	8-5	W
4/26	at Georgia		L
4/27	at Georgia	6-5	L
4/29	at Florida	7-1	W
4/30	at Florida	8-3	W
5/3	at Miami	1-0	W
5/4	at Miami	11-7	W
5/11	at Phenix City	13-0	W
5/18	at Maxwell AFB	4-2	W
5/27	GEORGIA	5-2	W
5/28	GEORGIA	4-3	W

1947 (17-7)

Date	Opponent	Score	W/L
4/9	MERCER	16-3	W
4/10	MERCER		W
4/12	MAXWELL FIELD		W
4/16	at Mississippi State	4-0	L
4/17	at Mississippi	6-1	W
4/25	FLORIDA	3-1	W
4/26	FLORIDA	7-3	W
	Talladega		W
	Talladega		W
5/6	at Georgia	11-7	W
5/7	at Georgia	10-9	L
5/10	MISSISSIPPI STATE	7-1	L
5/11	MISSISSIPPI STATE	9-6	L
5/12	at Florida	18-7	W
5/13	at Florida	9-2	W
5/19	GEORGIA TECH	8-4	W
5/20	GEORGIA TECH	17-4	W
5/22	GEORGIA	3-0	W
5/23	GEORGIA		W
5/26	at Georgia Tech	12-2	L
5/27	at Georgia Tech	14-5	W
	Maxwell Field		W
6/7	vs. Clemson	8-3	L
6/8	vs. Virginia	3-0	L

1948 (16-9)

SEC EAST CHAMPIONS SEC RUNNER UP

Date	Opponent	Score	W/L
3/27	FT. BENNING	14-11	W
3/29	MISSISSIPPI	6-0	W
3/30	MISSISSIPPI	7-4	L
4/3	TENNESSEE	13-6	W
4/4	TENNESSEE	6-0	W
4/10	GEORGIA	10-2	L
	Valley	6-2	L
4/17	at Georgia Tech	17-4	W
4/18	at Georgia Tech	10-8	L
4/20	MIGNON MILLS	6-3	W
4/21	FLORIDA	12-1	W
4/22	FLORIDA	9-5	W
4/27	at Tennessee	14-0	W
4/28	at Tennessee	12-4	W
5/7	at Georgia	6-1	W
5/8	at Georgia	5-4	W
5/14	VANDERBILT	4-1	W
5/15	VANDERBILT	9-7	W
5/17	GEORGIA TECH	13-8	L
5/18	GEORGIA TECH	12-6	L
5/21	at Vanderbilt	7-3	W
5/22	at Vanderbilt	13-0	W
5/27	at Miss. State	7-5	L
5/28	at Miss. State	4-3	L
5/31	Miss. State	4-3	L



YEAR-BY-YEAR RESULTS & TEAM STATS

Table with columns: Date, Opponent, Score, W/L. Rows include games from 3/30 to 5/21 against various opponents like Mercer, Georgia Tech, and Alabama.

1949 • 9-10, 6-10 SEC Head Coach: Johnny Williamson (1949-50)

Player statistics table for 1949 season. Columns: Player, AVG, GP, AB, R, H, 2B, 3B, HR, RBI, BB, SAC, SB. Includes totals for the team.

Player statistics table for 1949 season. Columns: Player, ERA, W-L, APP, IP, H, R, BB, SO. Includes totals for the team.

Table with columns: Date, Opponent, Score, W/L. Rows include games from 3/20 to 5/20 against opponents like Tampa, Florida Southern, and Alabama.

1950 • 12-13, 8-11 SEC Head Coach: Johnny Williamson

Player statistics table for 1950 season. Columns: Player, AVG, GP, AB, R, H, 2B, 3B, HR, RBI, BB, SAC, SB. Includes totals for the team.

Player statistics table for 1950 season. Columns: Player, ERA, W-L, APP, IP, H, R, BB, SO. Includes totals for the team.

Table with columns: Date, Opponent, Score, W/L. Rows include games from 3/24 to 5/12 against opponents like B'ham-Southern, Mercer, and Florida.

1951 • 14-11, 8-8 SEC Head Coach: Dick McGowen (1951-57)

Player statistics table for 1951 season. Columns: Player, AVG, AB, R, H, 2B, 3B, HR, RBI. Includes totals for the team.

Player statistics table for 1951 season. Columns: Player, ERA, W-L, APP, IP, H, R, SO. Includes totals for the team.





YEAR-BY-YEAR RESULTS & TEAM STATS

Date	Opponent	Score	W/L
3/22	Mercer	11-3	W
3/22	Mercer	2-1	W
3/26	Montgomery	7-10	L
3/28	* LSU	5-4	W
3/29	* LSU	7-6	W
3/31	* at Georgia Tech	4-4	T
4/1	* at Georgia Tech	11-4	W
4/3	Samford	8-3	W
4/5	* GEORGIA TECH	3-10	L
4/5	* GEORGIA TECH	2-3	L
4/7	Montgomery	4-17	L
4/9	Samford	7-8	L
4/11	* Tulane	7-10	L
4/12	* Tulane	7-7	T
4/16	* OLE MISS	6-5	W
4/17	* OLE MISS	10-6	W
4/21	* ALABAMA	1-5	L
4/22	* ALABAMA	8-4	W
4/25	* at Alabama	14-6	W
4/26	* at Alabama [10]	10-8	W
5/2	* FLORIDA	8-12	L
5/3	* FLORIDA	5-7	L
5/9	* at Florida	2-3	L
5/10	* at Florida	8-5	W
5/13	* Georgia	6-1	W
5/14	* Georgia	4-10	L

1952 • 13-11-2, 10-8-2 SEC
Head Coach: Dick McGowen (1951-57)

Player	AVG	GP	AB	R	H	2B	3B	HR	RBI	BB	SO	SB
Hoehle	.345	20	58	15	20	5	0	1	13	12	5	0
Bair	.324	16	37	9	12	3	2	0	8	13	7	1
Veal	.314	26	102	18	32	9	2	1	16	17	4	7
Walley	.314	16	51	4	16	1	1	0	3	4	7	0
B. McMurry	.306	19	62	10	19	3	2	3	22	16	18	2
Jordan	.290	26	107	18	31	3	3	0	20	23	27	9
Reid	.286	22	70	20	20	3	2	1	16	8	10	1
Nagel	.283	21	67	13	19	3	0	1	8	7	16	0
Snow	.264	14	30	4	8	0	0	0	4	5	4	0
D. McMurry	.229	21	74	13	17	3	0	1	12	9	17	0
Rogers	.225	13	40	9	9	1	0	0	5	12	9	0
Davis	.200	14	45	8	9	2	0	0	7	11	12	3
Jones	.190	22	79	14	15	0	0	0	4	8	12	2
Brown	.190	8	21	5	4	1	0	0	1	5	3	0
Bradberry	.132	13	30	6	4	0	0	0	4	8	12	0
Lockard	.125	6	8	1	1	0	0	0	0	0	2	0
Baker	.125	5	8	0	1	0	0	0	0	0	1	0
Pearce	.000	3	4	0	0	0	0	0	0	0	3	0
Johnston	.000	3	1	0	0	0	0	0	0	0	0	0
AUBURN	.256	26	927	187	237	36	12	8	149	167	171	27
OPPONENTS	.216	26	892	162	193	26	18	12	121	158	139	33

Player	ERA	W-L	APP	IP	H	R	ER	BB	SO
Bradberry	2.71	5-5	13	83.0	43	45	25	69	85
Hoehle	4.10	1-0	6	26.1	26	22	12	27	16
Baker	4.26	0-0	5	19.0	16	16	9	19	0
Snow	4.30	4-5	14	73.1	73	50	35	28	22
Lockard	6.20	3-0	6	24.2	27	21	17	12	13
Ramsey	36.00	0-1	1	1.0	5	4	4	0	1
Johnston	9.00	0-0	3	2.0	0	2	2	8	1
Pearce	4.91	0-0	2	3.2	3	2	2	1	2
TOTALS	4.14	13-11	26	235.0	193	162	108	158	139

Date	Opponent	Score	W/L
3/21	* at Tulane	2-8	L
3/23	* at LSU	6-5	W
3/24	* at LSU	7-11	L
3/30	* at Georgia Tech	5-6	L
3/31	* at Georgia Tech	14-7	W
4/3	* ALABAMA	1-7	L
4/4	* ALABAMA	0-6	L
4/7	Mercer	6-0	W
4/9	Samford	4-3	W
4/10	* Georgia	2-3	L
4/11	* Georgia	3-8	L
4/13	* GEORGIA TECH	11-4	W
4/14	* GEORGIA TECH	5-8	L
4/17	* at Florida	5-6	L
4/18	* at Florida	9-8	W
4/29	Mercer	9-5	W
5/1	* FLORIDA	2-6	L
5/4	* Georgia	5-6	L
5/5	* Georgia	7-5	W
5/8	* at Alabama	9-4	W
5/9	* at Alabama	4-7	L

1953 • 9-12, 6-12 SEC
Head Coach: Dick McGowen (1951-57)

Player	AVG	GP	AB	R	H	2B	3B	HR	RBI
Jimmy Powell	.322	21	59	9	19	1	0	1	14
Howell Tubbs	.272	12	33	8	9	1	0	2	6
Bill McMurry	.270	13	37	7	10	3	0	0	6
Bobby Jordan	.260	21	92	11	24	2	0	0	2
Joe Davis	.243	21	70	17	17	1	3	1	9
Doug Dickey	.240	8	25	7	6	4	0	0	4
Jim Walley	.229	11	35	5	8	3	0	0	2
Jim Pyburn	.221	17	68	12	15	1	2	1	10
Bob Nagel	.218	16	55	9	12	2	0	1	7
Joe Cobb	.218	16	55	7	12	1	1	0	5
Bill Parsons	.138	10	29	3	4	0	0	0	1
Paul Susce	.080	10	25	0	2	0	0	0	2
George Pyle	.500	2	2	0	1	0	1	0	0
Seth Box	.444	8	18	4	8	2	2	0	6
Ernie Snow	.352	7	17	3	6	0	0	1	6
Howard Heiden	.333	3	9	2	3	0	0	0	2
Billy Roy Roberson	.267	6	15	5	4	0	0	0	2
Reuben Finney	.166	3	6	1	1	0	0	0	0
Dave Brown	.100	4	10	3	1	0	0	0	2
Tom McClendon	.090	8	11	1	1	0	0	0	2
Buck Bradberry	.000	6	12	0	0	0	0	0	0
Ben Dolson	.000	2	6	0	0	0	0	0	0
Jack Ramsey	.000	3	6	0	0	0	0	0	0
Mack Lee	.000	2	2	0	0	0	0	0	0
TOTALS	.234	21	697	114	163	21	9	10	88

Player	ERA	W-L	APP	IP	H	R	ER	BB	SO
Tom McClendon	1.48	3-0	9	24.1	18	8	4	15	17
Ernie Snow	2.42	2-3	7	48.1	48	26	13	24	17
Paul Susce	3.83	4-3	10	54.0	43	43	23	45	53
Jack Ramsey	5.11	0-1	3	12.1	10	7	7	17	8
Buck Bradberry	6.68	0-5	6	33.2	39	34	25	29	37
Howell Tubbs	18.00	0-0	1	1.0	3	2	2	1	0
TOTALS	3.84	9-12	21	173.1	161	120	74	131	132

Date	Opponent	Score	W/L
3/8	CAMP RUCKER	9-6	W
3/16	TENNESSEE	12-1	W
3/20	at Florida State	7-2	W
3/22	SAMFORD	16-7	W
	at Camp Rucker	10-8	W
3/26	* GEORGIA	4-3	W
3/29	at Mercer	18-1	W
3/31	MERCER	13-5	W
4/2	* ALABAMA	4-1	W
4/3	* ALABAMA	2-1	W
4/9	* at Georgia Tech	5-2	W
4/10	* at Georgia Tech	4-6	L
4/16	at Georgia	4-3	W
4/17	at Georgia	7-5	W
4/24	* at Florida	8-4	W
4/24	* at Florida	2-1	W
4/30	* FLORIDA	1-2	L
5/1	* FLORIDA	5-2	W
5/4	* at Alabama	2-5	L
5/4	* at Alabama	1-4	L
5/7	* GEORGIA TECH	6-9	L
5/8	* GEORGIA TECH	21-9	W

1954 • 17-5, 8-5 SEC
Head Coach: Dick McGowen (1951-57)

Player	AVG	GP	AB	R	H	2B	3B	HR	RBI
Jim Pyburn	.432	22	88	22	38	5	7	4	29
Byrd Whigham	.362	19	69	17	25	7	0	0	9
Howell Tubbs	.358	20	67	12	24	4	2	2	20
Doug Dickey	.345	22	87	19	30	5	2	3	20
Herbie Pearce	.321	9	28	3	9	0	0	0	5
Bob Nagel	.229	21	70	19	16	4	0	2	11
L.F. Lanier	.226	13	31	9	7	0	0	0	3
Jimmy Powell	.200	22	60	15	12	1	2	0	14
Guy Young	.173	22	81	19	14	2	1	0	18
Joe Davis	.162	21	68	7	11	2	0	0	14
Ben Dolson	1.000	1	2	1	2	0	0	0	0
Wynton Overstreet	.625	5	8	2	5	0	0	0	0
Reuben Finney	.364	6	11	3	4	0	0	0	4
Dan Branson	.273	6	11	3	3	0	0	0	3
Paul Susce	.209	8	24	0	5	1	0	0	1
Jack Ramsey	.143	5	7	2	1	0	0	0	0
Tom McClendon	.125	6	8	1	1	0	0	0	2
Lee Wingard	.091	7	11	1	1	0	0	0	2
Others	.333	6	0	2	1	0	0	0	1
TOTALS	.282	22	740	154	208	32	14	11	150

Player	ERA	W-L	APP	IP	H	R	BB	SO
Paul Susce	0.99	7-1	8	64.0	42	15	30	57
Herbie Pearce	1.49	5-1	9	54.2	36	18	18	38
Jack Ramsey	2.26	2-1	5	28.0	29	18	11	12
Wynton Overstreet	2.35	1-0	5	15.1	9	7	13	9
Tom McClendon	6.09	2-2	6	21.0	21	19	14	4
Others	-	0-0	-	6.0	11	10	7	2
TOTALS	2.19	17-5	22	189.0	148	86	94	122



YEAR-BY-YEAR RESULTS & TEAM STATS

Table with columns: Date, Opponent, Score, W/L. Rows include games from 3/25 to 5/7 against opponents like FORT BENNING, SAMFORD, Mercer, Georgia Tech, MERCER, VANDERBILT, GEORGIA, FLORIDA, and ALABAMA.

1955 • 9-16, 5-11 SEC Head Coach: Dick McGowen (1951-57)

Player statistics table for 1955. Columns: Player, AVG, GP, AB, R, H, 2B, 3B, HR, RBI. Includes totals for AVG (.288), GP (25), AB (890), R (172), H (256), 2B (42), 3B (7), HR (9), RBI (153). Also includes ERA, W-L, APP, IP, H, R, BB, SO for pitchers.

Table with columns: Date, Opponent, Score, W/L. Rows include games from 3/17 to 5/8 against opponents like Florida Southern, Georgia, MERCER, TENNESSEE, FLORIDA, ALABAMA, Kentucky, GEORGIA TECH, and Alabama.

1956 • 12-11, 9-7 SEC Head Coach: Dick McGowen (1951-57)

Player statistics table for 1956. Columns: Player, AVG, GP, AB, R, H, 2B, 3B, HR, RBI, SB. Includes totals for AVG (.269), GP (23), AB (756), R (165), H (204), 2B (25), 3B (12), HR (12), RBI (141), SB (54). Also includes ERA, W-L, APP, IP, H, R, BB, SO for pitchers.

Table with columns: Date, Opponent, Score, W/L. Rows include games from 3/19 to 5/7 against opponents like Florida State, GEORGIA, Tennessee, SAMFORD, MERCER, Florida, KENTUCKY, FLORIDA STATE, and ALABAMA.

1957 • 16-10, 11-4 SEC Head Coach: Dick McGowen (1951-57)

Player statistics table for 1957. Columns: Player, AVG, GP, AB, R, H, 2B, 3B, HR, RBI, SB. Includes totals for AVG (.292), GP (26), AB (889), R (176), H (261), 2B (29), 3B (13), HR (10), RBI (154), SB (24). Also includes ERA, W-L, APP, IP, H, R, BB, SO for pitchers.





YEAR-BY-YEAR RESULTS & TEAM STATS

•SEC CHAMPIONS•			
•SEC EAST CHAMPIONS•			
Date	Opponent	Score	W/L
3/20	at Florida State	4-3	W
3/20	at Florida State	10-7	W
3/21	* at Florida	6-9	L
3/22	* at Florida	2-8	L
3/28	* at Georgia	5-1	W
3/29	* at Georgia	5-3	W
4/2	at Mercer	11-4	W
4/4	* VANDERBILT	25-4	W
4/5	* VANDERBILT	1-0	W
4/5	* VANDERBILT	8-0	W
4/11	MERCER	5-17	L
4/12	* GEORGIA TECH	14-11	W
4/14	* GEORGIA TECH	11-3	W
4/18	at Alabama	5-7	L
4/19	* at Georgia Tech	3-2	W
4/21	* at Georgia Tech	15-0	W
4/22	ALABAMA	5-7	L
4/25	ALABAMA	9-3	W
4/26	FLORIDA STATE	1-5	L
4/28	FLORIDA STATE	2-4	L
4/30	SAMFORD	4-6	L
5/2	* GEORGIA	7-14	L
5/3	* GEORGIA	4-1	W
5/9	* FLORIDA	12-4	W
5/10	* FLORIDA	5-1	W
5/14	# at Alabama (14)	3-2	W
5/15	# at Alabama	5-4	W

SEC Playoff (1st)

1958 • 17-8, 12-3 SEC
Head Coach: Joe Connally (1958)

Player	AVG	GP	AB	R	H	2B	3B	HR	RBI	SB
Pete Duke	.347	25	95	22	33	3	2	3	17	7
L.F. Lanier	.331	27	118	27	39	8	4	2	24	4
Jack Crouch	.296	27	108	17	32	5	2	2	30	6
Jimmy Laster	.285	24	84	13	24	5	0	1	16	5
Tommy Lorino	.280	22	50	17	14	3	0	0	5	0
Shot Johnston	.260	16	50	11	13	2	1	3	15	0
Gerald George	.254	15	59	11	15	0	1	0	16	1
Rex Frederick	.238	24	84	22	20	6	2	3	10	6
Lloyd Nix	.195	25	77	14	15	3	1	0	10	2
Bob James	.180	15	50	9	9	0	0	0	4	3
Jimmy Lee	.500	1	2	0	1	0	0	0	0	0
Alan Koch	.457	11	35	6	16	1	0	1	11	0
Jackie Burkett	.375	12	32	10	11	3	0	0	10	2
Tommy Watts	.333	2	3	1	1	0	0	0	0	0
Morris Savage	.286	4	7	1	2	0	0	0	2	0
Charlie Carlan	.206	16	34	4	7	0	0	0	5	1
Fred McDuffie	.200	15	5	0	1	0	0	0	0	0
Quineth Roberts	.185	10	27	8	5	0	0	0	2	0
Henry Dumas	.167	5	12	1	2	1	0	0	2	0
Jim Shirley	.125	4	8	3	1	0	0	0	0	0
Bill Cowthorne	.000	4	1	0	0	0	0	0	0	0
John Martin	.000	1	0	0	0	0	0	0	0	0
TOTALS	.278	27	951	198	261	42	13	15	174	40

Player	ERA	W-L	APP	IP	H	R	ER	BB	SO
Red Roberts	1.58	7-1	10	81.0	55	20	14	77	32
Alan Koch	2.44	7-2	11	81.0	75	36	22	76	35
Jim Shirley	2.70	1-1	4	23.0	18	7	7	15	7
Fred McDuffie	4.63	2-1	5	11.0	17	11	6	7	7
Henry Dumas	5.79	1-2	4	23.0	29	32	15	25	22
Lloyd Nix	1.93	0-0	2	5.0	6	5	1	1	3
Tommy Watts	2.08	1-0	2	5.0	4	1	1	3	5
Bill Cowthorne	10.56	0-1	4	8.0	18	9	9	7	4
Shot Johnson	22.50	0-0	1	2.0	3	5	5	1	2
John Martin	27.00	0-0	1	0.1	1	1	1	1	1
TOTALS	2.48	19-8	27	290	219	118	80	214	115

Date	Opponent	Score	W/L
3/15	Spring Hill	0-2	L
3/15	Spring Hill	1-1	T
3/17	Florida State	4-8	L
3/17	Florida State	3-11	L
3/25	Samford	1-2	L
3/27	* Georgia	3-9	L
3/28	* Georgia	8-5	W
3/31	Troy State	4-3	W
4/3	* Vanderbilt	15-4	W
4/4	* Vanderbilt	8-3	W
4/4	* Vanderbilt	10-4	W
4/6	ALABAMA	8-6	W
4/10	* GEORGIA TECH	2-7	L
4/11	* GEORGIA TECH	9-4	W
4/17	* at Georgia Tech	1-5	L
4/21	Mercer	5-6	L
4/24	Troy State	13-4	W
4/24	Troy State	6-5	W
4/25	Mercer	4-3	W
4/29	Samford	8-3	W
5/1	* Georgia	13-3	W
5/2	* Georgia	7-1	W
5/4	at Alabama	8-6	W
5/8	* at Florida	3-2	W
5/9	* at Florida	2-4	L
5/13	Florida State	4-3	W
5/14	Florida State	8-6	W

1959 • 15-11-1, 8-4 SEC
Head Coach: Erk Russell (1959-62)

Player	AVG	GP	AB	R	H	2B	3B	HR	RBI	SB
Alan Koch	.419	25	86	14	36	6	2	0	14	4
Porter Gilbert	.340	19	47	13	16	2	1	0	8	1
Horace Williams	.316	13	38	5	12	4	0	0	6	0
Jim Douglas	.295	26	95	23	28	6	0	1	11	8
Gerald George	.295	24	95	16	28	2	2	0	21	4
Ben Catchings	.252	27	107	18	27	3	1	0	12	7
Jim Hudson	.244	15	45	5	11	3	0	0	6	2
Lloyd Nix	.244	24	90	11	22	2	1	0	12	2
Charlie Carlan	.224	19	67	12	15	3	0	1	11	5
Bo Davis	.214	11	28	3	6	3	0	0	2	1
Rex Frederick	.210	19	62	10	13	0	1	0	11	5
Morris Savage	.196	17	51	7	10	1	0	2	6	0
Jackie Burkett	.171	13	41	6	7	0	0	0	3	2
Joe Woods	.429	2	7	1	3	1	0	0	0	1
Jim Shirley	.417	8	12	3	5	1	0	0	1	0
Harry Daniel	.313	6	16	3	5	1	0	0	3	0
John McCree	.267	10	15	1	4	0	0	0	1	0
Jack Anderson	.200	4	10	1	2	0	0	0	1	1
Robby Robinson	.200	5	5	0	1	0	0	0	0	1
Bob Baker	.100	8	10	3	1	0	0	0	1	0
Bruce White	.000	2	2	0	0	0	0	0	0	0
Mac Whittaker	.000	2	0	0	0	0	0	0	0	0
TOTALS	.271	27	929	155	252	38	8	4	130	44

Player	ERA	W-L	APP	IP	H	R	ER	BB	SO
Bob Baker	2.70	2-1	7	30.0	29	13	9	11	17
Lloyd Nix	2.80	6-0	7	58.0	60	25	18	19	30
Porter Gilbert	2.95	3-4	11	58.0	52	31	19	26	54
Jim Shirley	4.18	2-2	8	32.0	37	21	15	18	22
Alan Koch	4.50	1-3	5	30.0	33	24	15	24	28
Gerald George	2.25	1-1	3	16.0	17	6	4	7	20
Bruce White	2.25	0-0	2	4.0	2	1	1	2	2
Mac Whittaker	9.00	0-0	2	1.0	2	2	1	1	0
TOTALS	3.21	15-11	27	230.0	232	123	82	108	173

Date	Opponent	Score	W/L
3/21	at Florida State	10-4	W
3/22	at Florida State	8-22	L
3/23	at Florida State	4-11	L
4/1	* at Georgia Tech	2-3	L
4/2	* at Georgia Tech	5-4	W
4/5	ALABAMA	11-10	W
4/8	* at Florida	7-3	W
4/9	* at Florida	6-8	L
4/15	* at Georgia	8-5	W
4/16	* at Georgia	15-4	W
4/19	OGLETHORPE	6-2	W
4/22	* GEORGIA TECH (12)	6-7	L
4/23	* GEORGIA TECH	0-12	L
4/29	* at Kentucky	7-2	W
4/30	* at Kentucky	7-5	W
5/2	* at Tennessee	2-6	L
5/3	* at Tennessee	13-11	W
5/6	FLORIDA STATE	8-3	W
5/7	FLORIDA STATE	6-5	W
5/9	* GEORGIA	7-3	W
5/10	* GEORGIA (11)	7-6	W
5/13	* FLORIDA	8-1	W
5/14	* FLORIDA	7-11	L

1960 • 15-8, 10-6 SEC
Head Coach: Erk Russell (1959-62)

Player	AVG	GP	AB	R	H	2B	3B	HR	RBI	SB
Benny Catchings	.356	23	104	21	37	5	3	0	21	9
Jim Douglas	.347	23	98	29	34	5	1	1	18	2
Jack Bludworth	.289	13	38	7	11	2	0	1	5	0
Larry Nichols	.285	23	98	15	28	7	0	2	19	10
Bill Breakfield	.280	22	75	16	21	5	0	4	21	2
Jack Anderson	.254	23	83	18	21	1	2	0	7	0
Jim Hudson	.236	22	72	8	17	0	1	1	10	0
Alan Koch	.234	18	47	15	11	1	0	2	9	2
Harry Daniel	.234	18	64	8	15	4	1	0	3	0
Jim Boyd	.192	9	26	5	5	0	0	1	4	0
Joe Woods	.173	22	75	10	13	2	1	0	7	1
Mac Whittaker	.250	7	12	2	3	0	0	0	1	0
Jay Lundstrom	.143	5	7	2	1	0	0	0	0	0
John McCree	.143	4	7	0	1	0	0	0	0	0
Bob Baker	.091	8	11	3	1	0	0	0	1	0
Bert Webb	.000	1	0	0	0	0	0	0	0	0
TOTALS	.268	23	817	159	219	32	9	12	126	28

Player	ERA	W-L	APP	IP	H	R	ER	BB	SO
Alan Koch	3.00	7-2	10	81.0	79	34	27	31	88
Jim Boyd	5.43	3-3	9	63.0	65	51	38	49	45
Mac Whittaker	6.45	2-0	8	34.0	30	26	22	24	11
Bob Baker	10.00	3-3	9	27.0	32	32	30	21	11
John McCree	22.50	0-0	1	2.0	3	5	5	2	2
TOTALS	5.31	15-8	23	207.0	209	148	122	128	158



YEAR-BY-YEAR RESULTS & TEAM STATS

SEC EAST CHAMPIONS

Table with columns: Date, Opponent, Score, W/L. Rows include games against Howard, Florida State, Tennessee, Kentucky, Georgia Tech, Georgia, Georgia Tech, LSU, and SEC Playoff (2nd).

1961 • 14-11, 12-6 SEC Head Coach: Erk Russell (1959-62)

Player statistics table for 1961. Columns include Player, AVG, AB, R, H, 2B, 3B, HR, RBI, BB, SB. Lists players like Jim Douglas, Wayne Fowler, Larry Nichols, etc.

Table with columns: Date, Opponent, Score, W/L. Rows include games against Florida State, Vanderbilt, Georgia Tech, Florida, Florida State, Alabama, and Georgia.

1962 • 15-7, 11-5 SEC Head Coach: Erk Russell (1959-62)

Player statistics table for 1962. Columns include Player, AVG, AB, R, H, 2B, 3B, HR, RBI, BB, SB. Lists players like Larry Nichols, Otis Bibb, Wayne Fowler, etc.

SEC CHAMPIONS SEC EAST CHAMPIONS DISTRICT 3 REGIONAL

Table with columns: Date, Opponent, Score, W/L. Rows include games against Florida State, Georgia, Florida State, Georgia Tech, Georgia Tech, Kentucky, Florida, Georgia, Tennessee, Ole Miss, and Florida State.

1963 • 17-8, 15-3 SEC Head Coach: Paul Nix (1963-84)

Player statistics table for 1963. Columns include Player, AVG, AB, R, H, 2B, 3B, HR, RBI, BB, SB. Lists players like Jimmy Barfield, Maillon Kent, Jim Bachus, etc.





YEAR-BY-YEAR RESULTS & TEAM STATS

•SEC EAST CHAMPIONS•

Date	Opponent	Score	W/L
3/17	Huntingdon	10-0	W
3/18	Huntingdon	10-5	W
3/20	* Vanderbilt	6-2	W
3/21	* Vanderbilt	5-0	W
3/23	Northeast Louisiana	11-3	W
3/24	Northeast Louisiana	8-2	W
3/27	* Georgia	5-6	L
3/28	* Georgia	3-2	W
4/3	* FLORIDA	2-4	L
4/4	* FLORIDA	8-2	W
4/10	* at Georgia Tech	10-6	W
4/11	* at Georgia Tech	8-6	W
4/17	* Georgia	6-1	W
4/18	* Georgia	5-4	W
4/20	Florida State	5-3	W
4/22	* Tennessee	6-0	W
4/23	* Tennessee	7-5	W
4/24	* Kentucky	1-2	L
4/25	* Kentucky	4-5	L
5/1	* at Florida	10-4	W
5/2	* at Florida	0-4	L
5/4	Florida State	4-2	W
5/5	Florida State	19-5	W
5/8	* GEORGIA TECH	5-1	W
5/9	* GEORGIA TECH	10-2	W
5/13	# OLE MISS	10-9	W
5/15	# at Ole Miss	0-7	L
5/16	# at Ole Miss	0-5	L

SEC Playoff (2nd)

**1964 • 21-7, 13-5 SEC
Head Coach: Paul Nix (1963-84)**

Player	AVG	AB	R	H	2B	3B	HR	RBI	SB
Jimmy Barfield	.374	115	24	43	13	6	2	24	4
Otis Bibb	.360	114	32	41	7	4	1	9	10
Ronnie Baynes	.326	98	25	32	1	1	1	20	5
Dink Haire	.317	104	14	33	3	1	0	11	17
Jimmy Martin	.308	120	25	37	4	3	0	11	6
Tandy Gerards	.303	119	15	36	4	1	1	23	5
Jim Bachus	.281	96	21	27	6	3	2	23	7
Harry Doles	.240	96	10	23	2	0	1	9	1
Jimmy Crysel	.207	29	3	6	1	0	0	1	1
George Nichols	.600	5	1	3	0	0	0	1	0
Monty Sharpe	.250	4	0	1	0	0	0	0	0
Frank Fryer	.200	15	3	3	1	0	0	2	0
Jerry Lewter	.200	5	1	1	0	0	0	0	0
Duke Shackelford	.000	11	0	0	0	0	0	0	0
Larry Wilson	.000	1	0	0	0	0	0	0	0
Larry Hartley	.000	1	0	0	0	0	0	0	0
TOTALS	.307	933	174	286	42	19	8	134	56

Player	ERA	W-L	IP	H	R	ER	BB	SO
Monty Sharpe	2.16	3-2	33.1	29	13	8	14	23
Jimmy Crysel	2.17	9-1	74.2	50	21	18	28	51
George Nichols	2.49	3-0	43.1	26	16	12	27	24
Jerry Lewter	2.65	3-1	34.0	32	12	10	21	23
Duke Shackelford	2.88	1-3	53.0	31	25	17	39	54
Larry Wilson	1.50	1-0	6.0	6	1	1	3	3
Larry Hartley	4.50	1-0	2.0	3	3	1	4	1
TOTALS	2.45	21-7	246.1	177	91	67	136	179

•SEC EAST CHAMPIONS•

Date	Opponent	Score	W/L
3/19	* KENTUCKY	5-4	W
3/20	* KENTUCKY	11-6	W
3/22	* TENNESSEE	7-3	W
3/27	* Georgia	4-3	W
3/27	* Georgia	6-1	W
4/2	* at Florida	3-4	L
4/3	* at Florida	0-5	L
4/5	Florida State	1-6	L
4/6	Florida State	0-12	L
4/9	GEORGIA TECH	13-3	W
4/10	GEORGIA TECH	4-0	W
4/14	Oglethorpe	11-2	W
4/16	* Vanderbilt	13-4	W
4/17	* Vanderbilt	24-9	W
4/23	* Georgia	3-5	L
4/24	* Georgia	3-1	W
4/30	* FLORIDA	6-1	W
5/1	* FLORIDA	5-4	W
5/7	at Georgia Tech	4-5	L
5/8	at Georgia Tech	5-13	L

**1965 • 13-7, 10-3 SEC
Head Coach: Paul Nix (1963-84)**

Player	AVG	AB	R	H	2B	3B	HR	RBI	SB
Frank Fryer	.373	75	15	28	5	6	3	22	3
Dink Haire	.333	81	19	27	6	2	0	15	11
Pete McKenzie	.333	81	16	27	6	3	1	18	2
Scotly Long	.257	74	11	19	2	1	1	8	2
Ralph Wells	.256	78	15	20	1	0	2	12	1
Reggie Gilbert	.250	72	21	18	6	2	0	5	7
Ronnie Sharpe	.250	28	5	7	1	1	0	1	0
Ronnie Baynes	.227	66	6	15	1	1	1	9	5
Harry Doles	.185	65	13	12	3	0	1	5	3
Don Hand	.400	10	2	4	0	1	0	2	0
Sam Monte	.333	6	1	2	1	0	0	2	0
Jimmy Crysel	.300	10	3	3	1	0	1	5	1
Bill Turberville	.200	5	1	1	0	0	0	0	0
Larry Hartley	.200	5	1	1	0	0	0	0	0
TOTALS	.280	656	129	184	33	17	10	104	35

Player	ERA	W-L	IP	H	R	ER	BB	SO
Montie Sharpe	2.48	7-2	72.1	54	28	20	28	67
Jerry Lewter	3.47	3-0	23.1	25	9	9	16	24
Jimmy Crysel	3.60	2-2	30.0	31	21	21	19	17
Larry Hartley	9.00	1-0	6.0	7	6	6	6	4
Don Hand	9.85	0-3	21.0	23	25	23	22	9
TOTALS	4.66	13-7	152.2	140	89	79	91	121

Date	Opponent	Score	W/L
3/18	* VANDERBILT	11-0	W
3/19	* VANDERBILT	8-5	W
3/21	@ Mississippi State	4-2	W
3/22	@ at Florida State	3-6	L
3/22	@ Mississippi State	5-6	L
3/23	@ Ole Miss	3-5	L
3/25	* FLORIDA	4-1	W
3/26	* FLORIDA	10-5	W
4/1	FLORIDA STATE	7-2	W
4/2	FLORIDA STATE	6-2	W
4/2	WAKE FOREST	12-5	W
4/9	* at Florida	4-12	L
4/10	* at Florida	2-8	L
4/11	MIAMI, FLA.	7-1	W
4/12	MIAMI, FLA.	8-3	W
4/15	* at Georgia	3-4	L
4/16	* at Georgia	5-2	W
4/22	GEORGIA TECH	2-1	W
4/23	GEORGIA TECH	2-8	L
4/27	* Tennessee	6-1	W
4/28	* Tennessee	3-7	L
4/29	* at Kentucky	1-2	L
5/6	* GEORGIA	2-3	L
5/7	* GEORGIA	2-9	L
5/17	at Georgia Tech	1-0	W
5/18	at Georgia Tech	3-13	L

@ FSU Tournament (Tallahassee, FL)

**1966 • 14-12, 6-7 SEC
Head Coach: Paul Nix (1963-84)**

Player	AVG	AB	R	H	2B	3B	HR	RBI	SB
Frank Fryer	.361	97	12	35	5	2	1	18	5
Scotly Long	.356	87	15	31	5	0	5	16	3
Pete McKenzie	.313	99	22	31	4	0	0	6	4
Ralph Wells	.280	100	15	28	3	3	4	18	5
Roger Boozer	.256	78	10	20	1	0	2	10	1
Q.V. Lowe	.265	34	4	9	0	0	1	2	1
Harry Doles	.250	80	5	20	4	0	1	12	0
Reggie Gilbert	.203	79	12	16	1	2	0	5	3
Roy Cox	.182	77	11	14	2	1	5	15	2
Johnny Straiton	.208	24	2	5	1	0	2	3	0
Paul Boverf	.176	17	2	3	1	0	0	2	0
Jim Blausser	.111	18	7	2	0	1	0	0	0
TOTALS	.271	190	117	214	27	9	21	107	24

Player	ERA	W-L	IP	H	R	ER	BB	SO
Q.V. Lowe	1.69	8-2	85.0	51	20	16	20	65
Paul Boverf	2.47	2-4	38.0	30	21	10	26	26
Jim Blausser	4.26	4-3	57.0	52	36	27	33	41
TOTALS	2.65	14-9	180.0	133	77	53	79	132



YEAR-BY-YEAR RESULTS & TEAM STATS

•COLLEGE WORLD SERIES•
•SEC CHAMPIONS•
•SEC EAST CHAMPIONS•

•DISTRICT 3 REGIONAL CHAMPIONS•

Table with columns: Date, Opponent, Score, W/L. Lists game results from 3/17 to 4/16.

1967 • 32-10, 15-2 SEC
Head Coach: Paul Nix (1963-84)

Player statistics table for 1967. Columns: Player, AVG, AB, R, H, 2B, 3B, HR, RBI, BB, SB. Includes totals for the team.

Game results for 1967. Columns: Date, Opponent, Score, W/L. Lists game results from 4/17 to 6/15.

Table with columns: Date, Opponent, Score, W/L. Lists game results from 3/14 to 5/3.

1968 • 22-12, 9-6 SEC
Head Coach: Paul Nix (1963-84)

Player statistics table for 1968. Columns: Player, AVG, AB, R, H, 2B, 3B, HR, RBI, BB, SB. Includes totals for the team.

Game results for 1968. Columns: Date, Opponent, Score, W/L. Lists game results from 5/4 to 5/14.

Table with columns: Date, Opponent, Score, W/L. Lists game results from 3/14 to 5/10.

1969 • 20-17, 7-10 SEC
Head Coach: Paul Nix (1963-84)

Player statistics table for 1969. Columns: Player, AVG, AB, R, H, 2B, 3B, HR, RBI, BB, SB. Includes totals for the team.

Game results for 1969. Columns: Date, Opponent, Score, W/L. Lists game results from 5/12 to 5/24.





YEAR-BY-YEAR RESULTS & TEAM STATS

Date	Opponent	Score	W/L
3/9	WEST VIRGINIA	2-1	W
3/10	WEST VIRGINIA	0-3	L
3/21	Southern Illinois (NO)	2-8	L
3/22	at Tulane	1-3	L
3/23	at Loyola (N.O.)	9-7	W
3/24	at Loyola (N.O.)	3-0	W
3/27	* at Tennessee	1-2	L
3/27	* at Tennessee	1-0	W
3/28	* at Tennessee	0-1	L
4/3	* at Florida	4-17	L
4/6	at Florida State	4-10	L
4/7	at Florida State	5-3	W
4/10	* VANDERBILT	6-1	W
4/10	* VANDERBILT	2-1	W
4/11	* VANDERBILT	7-0	W
4/14	LOYOLA (N.O.)	8-6	W

1970 • 17-16 9-6 SEC Head Coach: Paul Nix (1963-84)

Player	AVG	AB	R	H	2B	3B	HR	RBI	SB
NO STATS AVAILABLE									

Player	ERA	W-L	IP	H	R	ER	BB	SO
NO STATS AVAILABLE								

4/15	LOYOLA (N.O.)	9-10	L
4/18	* at Georgia	0-1	L
4/18	* at Georgia [10]	4-5	L
4/21	at Alabama	1-8	L
4/25	* at Kentucky	1-0	W
4/25	* at Kentucky	4-2	W
4/28	MERCER	9-1	W
5/1	* FLORIDA	0-2	L
5/2	* FLORIDA	3-2	W
5/5	ALABAMA [11]	3-2	W
5/8	* GEORGIA [13]	4-3	W
5/9	* GEORGIA [11]	4-3	W
5/11	at Mercer [11]	5-6	L
5/18	FLORIDA STATE	0-5	L
5/19	FLORIDA STATE	6-7	L
5/22	SOUTH ALABAMA	9-7	W
5/23	SOUTH ALABAMA	2-4	L

Date	Opponent	Score	W/L
3/19	Miami, Ohio (I)	7-1	W
3/20	Navy (I)	6-1	W
3/20	Miami, Ohio (I)	6-4	W
3/21	Miami, Ohio (I)	1-5	L
3/21	Cincinnati (I)	17-4	W
3/22	Western Michigan (I)	6-7	L
3/22	Jacksonville (I)	11-4	W
3/23	Western Michigan (I)	9-11	L
3/23	Miami, Ohio (I)	4-13	L
3/26	* TENNESSEE	4-3	W
3/26	* TENNESSEE	5-6	L
3/27	West Georgia	6-4	W
3/27	West Georgia	10-0	W
3/30	South Alabama	3-2	W
3/30	South Alabama	2-9	L
4/2	* at Florida	5-10	L
4/3	* at Florida	6-5	W
4/9	* KENTUCKY	5-6	L
4/10	* KENTUCKY	2-0	W
4/12	* KENTUCKY	13-14	L
4/13	Florida State	8-13	L
4/16	Florida State	11-8	W
4/17	* Georgia	13-7	W
4/19	* Georgia	8-7	W
4/20	Mercer	6-4	W
4/23	ALABAMA	12-8	W
4/24	* FLORIDA	5-2	W
4/30	* FLORIDA	5-2	W
4/30	* at Vanderbilt	1-5	L
4/30	* at Vanderbilt	6-1	W
5/1	* at Vanderbilt	9-0	W

1971 • 23-16 9-7 SEC Head Coach: Paul Nix (1963-84)

Player	AVG	AB	R	H	2B	3B	HR	RBI	SB
Joey Martin	.417	132	27	55	8	1	0	24	12
Andy Merchant	.325	114	24	37	4	1	4	23	11
Joe Haefer	.322	115	22	37	9	0	7	28	7
Jack Baker	.310	126	26	39	6	1	8	35	4
Ken Dempsey	.307	140	37	43	12	0	8	27	14
Pete Rancont	.292	96	14	28	4	1	3	20	8
Bill Cameron	.286	105	17	30	4	0	1	14	15
Wayne Hall	.248	109	21	27	6	2	1	10	6
Don Donaldson	.214	84	20	18	6	1	0	13	12

Bill Lawrence	.500	8	4	4	1	0	0	0	0
Hamp Russell	.500	2	1	1	1	0	0	1	0
Earl Nance	.462	26	8	12	3	0	0	4	2
Rick Eisenacher	.357	28	6	10	0	0	0	9	0
Greg Butler	.289	38	2	11	1	0	0	5	1
Bennett Shuman	.286	14	2	4	0	0	0	2	5
Ken Bishop	.235	17	5	4	0	1	0	3	1
Terry Curtis	.200	5	0	1	0	0	0	0	0
Chuck Rush	.200	5	1	1	0	0	0	0	1
Jack Van Yperen	.190	21	2	4	2	0	0	2	0
Tim Hulsey	.167	6	0	1	0	0	0	2	0
Tony Kraft	.167	6	0	1	0	0	0	0	0
David Blodgett	.125	8	1	1	0	0	0	0	0
Larry Kain	.125	8	0	1	0	0	0	1	2
Lynn Jones	.125	8	1	1	0	0	0	0	0
Sonny Murphy	.000	4	1	0	0	0	0	0	0
TOTALS	.303	1225	242	371	67	8	32	223	101

Player	ERA	W-L	IP	H	R	ER	BB	SO
Earl Nance	4.08	6-2	75.0	63	41	34	43	65
Jack Van Yperen	3.85	6-4	74.2	78	49	33	30	51
Rick Eisenacher	3.47	5-3	57.0	53	28	22	25	62
Larry Kain	8.22	3-2	35.0	43	39	32	30	29
Lynn Jones	4.10	1-3	28.0	27	15	13	10	18
Hamp Russell	3.00	1-0	9.1	8	3	3	5	4
Terry Curtis	4.22	0-0	21.1	21	12	10	7	16
Bill Lawrence	6.66	1-2	24.1	28	22	18	7	12
Jack Baker	27.00	0-0	0.2	2	3	3	4	0
TOTALS	4.65	23-16	325.1	323	212	168	161	257

5/3	Atlanta Baptist	8-6	W
5/4	at Alabama	-5	L
5/7	* Georgia	6-8	L
5/8	* Georgia	2-4	L
5/17	Florida State	4-9	L
5/18	Florida State	5-6	L
5/21	South Alabama	6-5	W
5/22	South Alabama	4-10	L

Date	Opponent	Score	W/L
3/16	AUSTIN-PEAY	16-5	W
3/16	AUSTIN-PEAY	4-13	L
3/17	at South Alabama	0-1	L
3/20	WEST GEORGIA	10-2	W
3/20	JAXVILLE STATE	0-4	L
3/21	WEST GEORGIA	9-0	W
3/24	at Florida State	9-3	W
3/25	at Florida State	13-16	L
3/31	* FLORIDA	3-11	L
4/1	* FLORIDA	13-6	W
4/4	ALABAMA	3-0	W
4/4	ALABAMA	6-8	L
4/8	* at Kentucky	5-2	W
4/8	* at Kentucky	4-5	L
4/11	MERCER	5-2	W
4/12	ATLANTA BAPTIST	8-4	W
4/14	* at Georgia	6-7	L
4/15	* at Georgia	10-6	W
4/17	JACKSONVILLE	2-6	L
4/18	JACKSONVILLE	2-5	L
4/21	* at Florida	6-5	W
4/22	* at Florida [20]	7-6	W
4/25	at Alabama	8-4	W
4/25	at Alabama	1-9	L
4/26	ATLANTA BAPTIST	11-2	W
4/28	* VANDERBILT	1-5	L
4/28	* VANDERBILT	7-3	W
4/29	* VANDERBILT	2-6	L
5/5	* GEORGIA	0-2	L
5/6	* GEORGIA	2-1	W

1972 • 18-17 7-6 SEC Head Coach: Paul Nix (1963-84)

Player	AVG	AB	R	H	2B	3B	HR	RBI	SB
Andy Merchant	.378	125	26	47	4	5	4	16	6
Joe Haefer	.338	130	27	44	5	2	8	35	12
David Blodgett	.291	48	10	14	3	0	1	8	2
Gary Daley	.280	50	13	14	4	1	0	4	1
Bill Cameron	.274	124	16	34	8	0	2	22	17
Johnny Simmons	.265	128	19	34	6	1	0	11	8
Tim Hulsey	.254	55	5	14	1	0	0	1	0
Greg Butler	.217	115	19	25	3	0	1	19	5
Ken Bishop	.210	57	9	12	1	0	1	9	0
Wayne Hall	.175	114	6	20	0	2	0	16	2
Bennett Shuman	.078	38	5	3	1	1	0	3	3

Mark Hatchett	1.000	3	4	3	3	0	0	2	0
Tony Kraft	.667	6	1	4	0	0	0	2	0
Matt Waller	.667	3	1	2	0	1	0	2	0
Bill Lawrence	.428	28	10	12	1	1	0	3	0
Lynn Jones	.333	9	5	3	0	0	0	2	2
George Wheeler	.272	22	2	6	3	0	1	4	0
Sam Rodenhizer	.250	4	1	1	0	0	0	0	0
Terry Curtis	.250	4	0	1	0	0	0	0	0
Chuck Rush	.200	20	1	4	0	0	0	0	0
Jim Handley	.125	8	0	1	0	0	0	0	0
Jack Van Yperen	.121	33	3	4	1	0	0	0	0
Steve Foxwell	.000	1	1	0	0	0	0	0	0
Kim Shugart	.000	1	1	0	0	0	0	0	0
Sonny Murphy	.000	2	0	0	0	0	0	0	0
TOTALS	.268	1128	185	302	44	14	18	159	58

Player	ERA	W-L	IP	H	R	ER	BB	SO
Jack Van Yperen	1.96	5-7	87.0	76	41	19	34	60
Sam Rodenhizer	2.19	2-0	12.1	15	5	3	3	10
George Wheeler	2.94	2-4	55.0	57	31	18	17	25
Lynn Jones	3.00	1-0	18.0	25	13	6	3	12
Jim Handley	3.40	2-1	34.1	28	17	13	20	19
Bill Lawrence	3.77	5-3	74.0	76	43	31	17	49
Matt Waller	6.00	0-1	9.0	12	8	6	5	4
Terry Curtis	6.92	0-1	13.1	16	16	10	7	7
TOTALS	3.15	17-17	303.0	305	174	106	106	186

at Mercer	6-3	W
FLORIDA STATE	9-3	W
FLORIDA STATE	4-7	L
SOUTH ALABAMA	1-6	L
SOUTH ALABAMA	1-5	L



YEAR-BY-YEAR RESULTS & TEAM STATS

Table with columns: Date, Opponent, Score, W/L. Rows include games from 3/15 to 4/24 against various opponents like Jacksonville, Middle Tenn. State, Mercer-Atlanta, etc.

1973 • 20-19 7-9 SEC Head Coach: Paul Nix (1963-84). Player stats table with columns: Player, AVG, AB, R, H, 2B, 3B, HR, RBI, BB, SO, SF/SH, SB.

Table with columns: Date, Opponent, Score, W/L. Rows include games from 4/24 to 5/19 against Alabama, Vanderbilt, South Alabama, Georgia, Florida State, etc.

Table with columns: Date, Opponent, Score, W/L. Rows include games from 3/11 to 4/12 against Maryland, Jacksonville, Columbus Col., Cleveland State, Tennessee, Florida, Memphis, etc.

1974 • 31-13 11-6 SEC Head Coach: Paul Nix (1963-84). Player stats table with columns: Player, AVG, AB, R, H, 2B, 3B, HR, RBI, BB, SO, SF/SH, SB.

Table with columns: Date, Opponent, Score, W/L. Rows include games from 4/13 to 5/15 against Georgia, Alabama, Mercer, Florida State, Jacksonville, Vanderbilt, etc.

Table with columns: Date, Opponent, Score, W/L. Rows include games from 3/7 to 4/19 against B'ham-Southern, Marietta College, Clemson, Louisville, Mississippi State, etc.

1975 • 24-21 7-9 SEC Head Coach: Paul Nix (1963-84). Player stats table with columns: Player, AVG, GP, AB, R, H, 2B, 3B, HR, RBI, BB, SO, SH/SF, SB.

Table with columns: Date, Opponent, Score, W/L. Rows include games from 4/21 to 5/21 against Troy State, Vanderbilt, Mississippi State, Alabama, Tennessee, Florida State, etc.





YEAR-BY-YEAR RESULTS & TEAM STATS

•COLLEGE WORLD SERIES•
•SEC CHAMPIONS•
•SEC WEST CHAMPIONS•
•SOUTH REGIONAL CHAMPIONS•

Date	Opponent	Score	W/L
2/26	HOUSTON	5-0	W
2/26	HOUSTON	0-7	L
3/3	B'HAM-SOUTHERN	4-1	W
	TROY STATE	12-0	W
3/8	* at Alabama	4-0	W
3/8	* at Alabama	5-2	W
3/9	* at Alabama	11-5	W
3/11	NORTH ALABAMA	12-0	W
3/11	NORTH ALABAMA	3-1	W
3/17	NOTRE DAME	10-2	W
3/17	NOTRE DAME	9-0	W
3/18	NOTRE DAME	8-6	W
3/19	* at Ole Miss	3-2	W
3/19	* at Ole Miss	6-4	W
3/20	* at Ole Miss	1-0	W
3/22	OHIO	6-4	W
3/22	OHIO	7-4	W
3/23	OHIO	2-1	W
3/23	OHIO	8-9	L
3/24	OHIO	6-4	W
3/27	* MISSISSIPPI STATE	1-6	L
3/27	* MISSISSIPPI STATE	1-3	L
4/2	at Georgia	11-3	W
4/3	at Georgia	2-3	L
4/5	JAX'VILLE STATE	5-3	W

1976 • 37-15, 12-7 SEC
Head Coach: Paul Nix (1963-84)

Player	AVG	GP	AB	R	H	2B	3B	HR	RBI	BB	SO	SH/SE	SB
Richie Howard, 3b	.383	42	133	28	51	8	0	10	52	26	18	0/1	5
Tommy Morton, c	.322	44	121	24	39	10	0	3	27	18	20	4/3	3
Dom Fucci, dh	.311	24	61	9	19	2	1	0	7	11	7	0/0	6
Mickey Miller, 2b	.302	51	172	39	53	12	1	0	31	24	9	5/3	15
Curt Cope, of	.287	40	101	14	29	4	0	2	22	25	21	6/3	21
David Duffner, 1b	.277	51	173	28	48	7	1	1	29	16	26	4/2	6
Chuck Moore, of	.265	28	102	20	27	5	1	1	9	14	24	4/1	5
Steve Reg, of	.243	49	144	19	35	4	2	4	31	22	32	1/1	6
John Trageser, c	.238	25	63	5	15	1	0	0	7	8	10	2/0	0
Jim Block, ss	.237	32	76	18	18	2	0	0	4	26	14	1/1	3
S. Montgomery, ss	.230	37	100	18	23	4	0	5	9	19	17	5/0	1
J.B. Brown	.225	26	71	11	16	1	1	0	9	9	14	4/0	1
Ben Spivey, of	.143	11	14	4	2	0	0	0	1	3	6	0/0	1
Eddie Staub, c	.000	1	2	0	0	0	0	0	0	0	1	0/0	0
David Mowen, 3b	.000	1	1	0	0	0	0	0	0	1	1	0/0	0
Chuck Phab, 2b	.000	2	2	0	0	0	0	0	0	0	1	0/0	0
Mike Frazier, of	.000	2	1	1	0	0	0	0	1	0	0	0/0	0
Stuart Wilson, of	.000	3	0	3	0	0	0	0	0	0	0	0/0	0
TOTALS	.283	52	1506	286	426	66	8	28	251	236	246	40/16	75
OPPONENTS	.212	52	1500	175	318	40	10	15	142	177	299	11/8	59

Player	ERA	W-L	APP	GS	CG	SHO	IP	H	R	ER	BB	SO
Robert Hudson	1.74	10-5	22	14	6	2	114.0	86	42	22	34	73
Mark McClanahan	2.16	4-0	18	1	1	0	41.2	31	15	10	17	33
David O'Hare	2.23	4-2	14	5	0	0	44.0	47	25	11	25	40
Joe Beckwith	2.25	9-3	17	13	5	3	84.0	65	33	21	35	64
Terry Leach	2.57	8-5	15	14	6	1	84.0	54	34	24	41	71
Mark Wimberly	3.38	2-0	6	1	0	0	16.0	13	6	6	13	7
David Sullivan	4.50	0-0	3	1	0	0	6.0	10	9	3	7	5
Kent Skinner	5.62	0-0	4	0	0	0	9.2	12	11	6	5	6
TOTALS	2.32	37-15	52	52	18	8	399.1	318	175	103	177	299

4/5	JAX'VILLE STATE	6-7	L
4/9	* at LSU	3-4	L
4/9	* at LSU	5-2	W
4/10	* at LSU	1-3	L
4/12	NEW ORLEANS	5-1	W
4/16	* OLE MISS	1-3	L
4/16	* OLE MISS	5-2	W
4/17	* OLE MISS	2-9	L
4/20	at Mercer	4-10	L
4/20	at Mercer	6-2	W
4/26	* at Mississippi State	7-0	W
4/27	* at Mississippi State	2-1	W
4/27	* at Mississippi State	3-1	W
4/30	* LSU	0-2	L
5/1	* LSU	5-1	W
5/3	at B'ham-Southern	13-4	W
	MERCER	9-4	W
	MERCER	4-3	W
5/13	# at Kentucky	6-7	L
5/16	# KENTUCKY	6-0	W
5/16	# KENTUCKY	14-6	W
5/18	Georgia Tech (A)	6-4	W
5/21	! Middle Tennessee	10-5	W
5/24	! at Florida State	2-1	W
5/25	! Jacksonville	7-5	W
6/11	S Clemson	4-9	L
6/12	S Maine	8-9	L

SEC Playoff (1st)
 ! South Reg. (Tallahassee, FL - 1st)
 S CWS (Omaha, NE-7th)

Date	Opponent	Score	W/L
2/24	at Jacksonville	0-1	L
2/24	at Jacksonville	3-2	W
	at Valdosta State	8-4	W
3/3	at Mercer	7-10	L
	MIDDLE TENN. ST.	2-5	L
	MARSHALL	17-5	W
3/17	at Austin Peay	6-5	W
3/18	* at Mississippi State	0-3	L
3/19	* at Mississippi State	0-5	L
3/19	* at Mississippi State	1-12	L
3/22	OHIO	10-3	W
3/22	OHIO	9-3	W
3/23	OHIO	5-3	W
3/23	OHIO	7-8	L
3/25	* LSU	2-0	W
3/26	* LSU	10-2	W
3/26	* LSU	4-2	W
4/2	* OLE MISS	3-1	W
4/2	* OLE MISS	9-4	W
4/3	* OLE MISS	7-14	L
4/5	at B'ham-Southern	8-6	W
4/6	LIVINGSTON	7-2	W
4/9	* at Alabama	5-11	L
4/9	* at Alabama	5-2	W
4/10	* at Alabama	5-12	L
4/11	MERCER	17-7	W
4/13	GEORGIA	11-2	W

1977 • 28-18, 11-9 SEC
Head Coach: Paul Nix (1963-84)

Player	AVG	GP	AB	R	H	2B	3B	HR	RBI	BB	SO	SH/SE	SB
Steve Renfro	.344	45	154	27	53	8	3	4	36	12	29	5/2	11
Bo Fucci	.342	40	114	32	39	8	1	3	20	23	30	2/1	16
Gray Morrison	.315	39	143	22	45	10	1	1	17	14	29	4/0	3
John Trageser	.314	24	70	19	22	2	0	4	13	19	9	2/2	1
Rodney Rushing	.305	34	95	10	29	4	1	2	15	8	20	2/1	1
Dom Fucci	.299	46	154	28	46	7	1	2	31	32	35	3/1	21
Chuck Moore	.273	39	121	19	33	3	2	4	23	6	28	1/0	2
S. Montgomery	.267	45	135	35	36	9	1	6	30	35	28	5/4	5
Pat Keedy	.260	46	146	37	38	11	2	8	34	29	45	1/2	7
J.B. Brown	.238	43	143	28	34	8	0	0	22	24	17	2/2	9
Ben Spivey	.143	26	56	13	8	0	0	0	2	19	15	2/0	1
Danny Rollin	.238	8	21	5	5	0	0	0	2	4	3	0/0	1
Tim Thornley	.231	11	26	4	6	1	0	0	6	9	8	0/1	0
Dan Weingarten	.154	8	13	2	2	0	0	0	0	3	3	0/0	0
Robert Hudson	.000	1	1	0	0	0	0	0	0	0	0	0/0	0
Tom Rogan	.000	3	0	1	0	0	0	0	0	2	0	0/0	0
Mike Frazier	.000	1	1	0	0	0	0	0	0	0	0	0/0	0
Tommy Owens	.000	7	2	3	0	0	0	0	0	1	0	0/0	0
TOTALS	.284	46	1395	285	396	71	12	34	251	239	300	30/16	78
OPPONENTS	.249	46	1447	227	360	56	11	25	183	184	262	14/10	55

Player	ERA	W-L	APP	GS	CG	SHO	IP	H	R	ER	BB	SO
Joe Beckwith	1.68	9-5	16	14	10	1	101.1	75	32	18	31	99
Robert Hudson	3.43	2-4	18	13	6	2	89.0	106	53	34	26	65
David Sullivan	5.36	2-3	9	5	1	0	42.0	44	30	25	26	20
Tim Williams	4.76	1-1	11	2	0	0	22.2	22	18	12	16	9
Mark Wimberly	5.12	4-1	15	5	2	1	45.2	44	36	26	20	31
Billy Knight	5.73	2-1	9	2	0	0	22.0	30	21	14	22	10
Martin Lowe	6.35	1-3	16	4	0	0	39.2	34	34	28	39	25
Jay Chwalk	5.40	0-0	2	1	0	0	5.0	5	3	3	4	3
TOTALS	3.94	28-18	46	46	19	4	367.2	360	227	161	184	262

4/15	at South Alabama	14-11	W
4/16	at South Alabama	5-8	L
4/18	TROY STATE	4-1	W
4/20	B'HAM-SOUTHERN	8-5	W
4/21	VALDOSTA STATE	9-10	L
4/23	* MISSISSIPPI STATE	3-0	W
4/24	* MISSISSIPPI STATE	6-4	W
4/24	* MISSISSIPPI STATE	15-6	W
4/25	JAX'VILLE STATE	2-0	W
4/27	COLUMBUS COL.	5-7	L
4/30	* at LSU [10]	0-1	L
4/30	* at LSU	3-0	W
5/2	at Columbus College	15-3	W
5/3	SOUTH ALABAMA	1-9	L
5/4	SOUTH ALABAMA	4-8	L
5/7	* at Ole Miss	4-6	L
5/7	* at Ole Miss	5-1	W
5/8	* at Ole Miss	4-7	L
5/17	at Georgia Tech	7-6	W

•SEC CHAMPIONS•
•SEC TOURNAMENT CHAMPIONS•
•SEC WEST CHAMPIONS•
•SOUTH REGIONAL•

Date	Opponent	Score	W/L
2/23	GA. SOUTHWEST	7-2	W
2/25	HUNTINGDON	5-4	W
3/4	* at Alabama	5-9	L
3/5	* at Alabama	5-3	W
3/5	* at Alabama	3-1	W
3/10	AUSTIN PEAY ST.	14-9	W
3/18	* MISSISSIPPI STATE	1-7	L
3/18	* MISSISSIPPI STATE	2-6	L
3/19	* MISSISSIPPI STATE	11-8	W
3/21	at South Alabama	9-12	L
3/22	at South Alabama	8-16	L
3/23	at New Orleans	0-5	L
3/24	at New Orleans	6-4	W
3/25	* at LSU	0-1	L
3/25	* at LSU	3-0	W
3/26	* at LSU	1-1	L
3/27	FAIRFIELD	0-3	L
3/30	LIVINGSTON	13-9	W
4/1	* at Ole Miss	3-8	L
4/1	* at Ole Miss	6-5	W
4/2	* at Ole Miss	11-6	W
4/3	at Memphis State	2-7	L
4/4	at Memphis State	9-10	L
4/6	MONTEVALLO [11]	4-3	W
4/8	* ALABAMA	13-5	W
4/8	* ALABAMA	11-5	W

1978 • 33-21, 15-8 SEC
Head Coach: Paul Nix (1963-84)

Player	AVG	GP	AB	R	H	2B	3B	HR	RBI	BB	SO	SH/SE	SB
Dom Fucci	.401	54	177	58	71	15	4	10	44	40	23	3/4	28
J.B. Brown	.368	41	133	29	49	12	0	1	27	15	7		



YEAR-BY-YEAR RESULTS & TEAM STATS

Table with columns: Date, Opponent, Score, W/L. Lists game results from 2/26 to 4/21.

1979 • 21-21 7-14 SEC Head Coach: Paul Nix (1963-84)

Player statistics table for 1979 season. Columns include AVG, GP, AB, R, H, 2B, 3B, HR, RBI, BB, SO, SH/SF, SB. Includes totals and opponents.

Table with columns: Date, Opponent, Score, W/L. Lists game results from 4/22 to 5/15.

SEC WEST CHAMPIONS

Table with columns: Date, Opponent, Score, W/L. Lists game results from 2/28 to 4/16.

1980 • 27-24 15-8 SEC Head Coach: Paul Nix (1963-84)

Player statistics table for 1980 season. Columns include AVG, GP, AB, R, H, 2B, 3B, HR, RBI, BB, SO, SH/SF, SB. Includes totals and opponents.

Table with columns: Date, Opponent, Score, W/L. Lists game results from 4/17 to 5/13.

SEC Team. (Gainesville, FL - 2nd)

Table with columns: Date, Opponent, Score, W/L. Lists game results from 3/1 to 4/11.

1981 • 27-27 7-16 SEC Head Coach: Paul Nix (1963-84)

Player statistics table for 1981 season. Columns include AVG, GP, AB, R, H, 2B, 3B, HR, RBI, BB, SO, SH/SF, SB. Includes totals and opponents.

Table with columns: Date, Opponent, Score, W/L. Lists game results from 4/12 to 5/11.

* Auburn's 9-0 loss to South Alabama on 4/9 was never played; forfeit by Auburn





YEAR-BY-YEAR RESULTS & TEAM STATS

Date	Opponent	Score	W/L
3/3	at Troy State	4-5	L
3/7	* at LSU7	2-4	L
3/7	* at LSU7	0-11	L
3/10	* OLE MISS7	3-4	L
3/10	* OLE MISS7 [8]	4-5	L
3/11	* OLE MISS	1-4	L
3/18	AUSTIN PEAY	13-10	W
3/20	* MISS. STATE7 [8]	6-5	W
3/20	* MISSISSIPPI STATE7	7-4	W
3/21	* MISSISSIPPI STATE6	4-3	W
3/23	GEORGIA	10-7	W
3/27	* at Alabama [10]	7-8	L
3/28	* at Alabama7	5-8	L
3/28	* at Alabama7 [8]	10-11	L
3/31	JAX'VILLE STATE7	6-4	W
3/31	JAX'VILLE STATE7	6-7	L
4/1	COLUMBUS COL.	9-7	W
4/3	at Huntingdon	20-4	W
4/7	GEORGIA STATE	3-1	W
4/10	* LSU	12-6	W
4/11	* LSU	13-12	W
4/11	* LSU7	9-1	W
4/13	FLORIDA STATE	9-5	W
4/14	FLORIDA STATES	8-10	L
4/15	at Columbus College	20-2	W
4/15	HUNTINGDON	12-4	W
4/18	* at Ole Miss7	0-1	L

1982 • 27-20-1, 8-13-1 SEC Head Coach: Paul Nix (1963-84)

Player	AVG	GP	AB	R	H	2B	3B	HR	RBI	BB	SO	SH/SE	SB
Doug Kirkcouse, ss	.386	48	197	58	76	21	3	17	54	20	25	0/2	6
Bob Barry, 3b	.341	46	173	40	59	6	0	13	57	26	28	1/4	7
David Mogentale, rf	.341	42	135	35	46	6	0	5	24	28	14	3/2	0
Russell Smith, 2b	.333	39	132	32	44	8	1	0	17	24	15	4/1	4
Neal Mitchell, prof	.304	36	138	37	42	11	0	8	23	27	17	2/2	0
Mike Swain, c	.302	35	106	19	32	7	0	2	14	18	13	2/0	0
Robert Somell, c	.295	40	173	32	53	5	3	1	21	19	9	2/0	3
Raymond Dollay, lf	.289	48	173	32	50	12	0	7	37	25	29	1/3	1
Trent Hudson, c	.288	30	80	13	23	2	1	1	13	6	18	1/1	0
J. Meltsavage, dh	.287	43	157	28	45	8	0	2	25	22	29	4/2	3
Sam Brasso, lf	.277	29	83	15	23	5	0	0	11	4	17	2/1	0
Darryl Wilks, of	.297	11	37	3	11	1	0	1	6	1	4	0/0	1
Ilex Morris, c	.250	8	20	3	5	1	0	0	4	0	2	1/0	0
Jeff Grote, of	.182	7	11	5	2	0	0	0	1	2	2	0/0	1
Robby Moore, if	.000	1	0	1	0	0	0	0	0	0	0	0/0	0
TOTALS	.316	48	1569	348	496	93	8	57	307	222	222	23/18	29
OPPONENTS	.290	48	1553	312	450	72	11	45	273	231	226	19/12	55

Player	ERA	W-L	APP	GS	CG	SV	IP	H	R	ER	BB	SO	WP	HBP
Gary Smith	3.33	3-2	12	9	0	0	51.1	45	26	19	23	27	4	4
Marc Souceda	4.44	4-3	23	4	0	3	54.2	53	33	27	30	33	6	3
Lance Long	5.48	4-2	19	9	2	3	67.1	71	49	41	51	40	5	2
Ward Yerby	5.65	5-5	18	10	2	0	65.1	86	52	41	25	44	3	1
Neal Mitchell	5.82	4-3	10	3	0	0	34.0	46	28	22	32	23	4	2
Steve Childers	5.84	2-2	9	6	0	0	37.0	45	35	24	15	26	0	1
Russell Ricks	7.54	1-0	6	2	0	0	14.1	21	13	12	7	3	0	3
Bill Davis	13.64	2-0	8	1	0	0	27.0	48	45	41	21	10	7	6
Phil Constan	4.50	0-0	5	1	0	2	10.0	9	5	5	2	6	0	2
Barry Clements	6.41	1-3	8	3	0	0	19.2	21	18	14	21	10	3	1
Tim McClain	11.81	0-0	4	0	0	0	5.1	5	8	7	4	4	2	0
TOTALS	5.90	27-20	48	48	5	8	386.0	450	312	253	231	226	34	25
OPPONENTS	7.04	20-27	48	48	10	2	360.2	496	348	282	222	222	53	18

4/18	* at Ole Miss7	3-3	T
4/20	at Florida State	0-14	L
4/21	at Florida State	9-8	W
4/22	at Montevallo	3-1	W
4/24	* at Mississippi State7	2-9	L
4/24	* at Mississippi State5	0-6	L
4/25	* at Mississippi State	0-10	L
4/27	UAB	13-1	W
4/28	B'HAM-SOUTHERN	10-12	L
4/29	JACKSON STATE	4-1	W
5/1	* ALABAMA7 [8]	8-7	W
5/1	* ALABAMA7 [8]	8-5	W
5/2	* ALABAMA7	9-14	L
5/4	TROY STATE	14-12	W
5/5	LIVINGSTON	13-9	W
5/8	CLEMSON [11]	7-6	W
5/8	CLEMSON	10-22	L
5/9	CLEMSON [12]	9-0	W
5/10	MONTEVALLO	8-3	W
5/11	at Georgia State	11-1	W
5/12	at Georgia Tech	6-8	L

Date	Opponent	Score	W/L
2/23	at Florida State	9-12	L
2/23	at Florida State	1-6	L
3/2	GEORGIA	0-5	L
3/2	GEORGIA	11-7	W
3/3	at Troy State	5-6	L
3/5	at Columbus Col. [12]	7-8	L
3/8	ILLINOIS STATE	6-17	L
3/10	* OLE MISS	8-12	L
3/11	* OLE MISS	5-6	L
3/11	* OLE MISS	6-12	L
3/19	* at Mississippi State	0-8	L
3/19	* at Mississippi State	1-5	L
3/20	* at Mississippi State	2-7	L
3/22	ALA. CHRISTIAN	13-6	W
3/23	FLORIDA STATE	5-7	L
3/27	* LSU	6-3	W
3/27	* LSU	5-4	W
3/29	at Jacksonville State	1-11	L
3/31	Alabama (Bham)	3-12	L
4/2	* at Alabama	5-6	L
4/3	* at Alabama	2-3	L
4/3	* at Alabama	7-6	W
4/5	JAX'VILLE ST. [11]	6-5	W
4/10	COLUMBUS COL.	6-4	W
4/11	MONTEVALLO	7-0	W
4/12	at UAB	5-6	L
4/13	at Alabama Christian	19-14	W
4/14	at Georgia Tech	7-16	L
4/16	* at Ole Miss	4-12	L
4/16	* at Ole Miss	9-10	L
4/17	* at Ole Miss	7-10	L
4/19	at Georgia	11-5	W

1983 • 16-34, 4-18 SEC Head Coach: Paul Nix (1963-84)

Player	AVG	GP	AB	R	H	2B	3B	HR	RBI	BB	SO	SAC	SB-ATT	
Dean Sunseri	.317	26	63	11	20	2	0	0	9	22	13	1	1-3	
Chris Senn	.316	15	57	13	18	2	0	2	11	26	7	8	2-12	
D. Friend	.290	49	186	39	54	14	0	11	47	101	26	21	4-34	
Kevin Jordan	.284	27	88	18	25	9	0	3	17	43	18	19	2-6	
Russell Smith	.281	48	167	30	47	7	2	3	30	67	33	24	6-34	
Bo Jackson	.279	26	68	14	19	4	0	4	13	35	20	34	0-5	
Mark Hutchinson	.264	49	159	31	42	5	2	1	11	54	33	15	3-23	
Bob Barry	.263	26	80	19	21	4	1	6	14	43	24	17	0-23	
Paul Foster	.251	48	179	32	45	7	1	5	35	81	17	42	2-23	
Trent Hudson	.237	36	135	28	32	6	1	5	25	55	11	21	0-1	
David Miller	.242	30	91	23	22	6	0	5	17	43	21	37	1-34	
Jamie Basso	.230	47	161	32	37	9	0	7	23	67	28	31	4-10	
Jeff Grote	.206	27	68	11	14	3	1	1	6	22	15	17	0-12	
Donnie Thomas	.296	8	27	7	8	1	0	3	5	18	5	6	1-0	
David Plumb	.200	10	30	1	6	1	0	0	2	7	3	3	2-0	
Scott Embleau	.130	8	23	4	3	1	0	0	1	4	3	4	2-0	
Terry Johnson	.167	2	6	2	1	0	0	1	1	4	0	0	0-0	
Jerry Joe Chambers	.000	1	0	0	0	0	0	0	0	0	0	0	0-0	
Ward Yerby	1.000	1	2	0	2	0	0	0	1	2	0	0	0-0	
Lance Long	.333	25	3	1	0	0	0	0	1	0	1	0	1-0	
Raymond Wiehe	.333	10	3	0	1	0	0	0	1	0	1	0	0-0	
TOTALS	.262	50	1597	315	418	81	7	61	268	696	277	314	30	33-54
OPPONENTS	.311	50	1684	394	524	88	10	53	330	791	272	265	17	82-97

Player	ERA	W-L	G/GS	CG	SV	SHO	IP	H	R	ER	BB	SO	HR	WP	HBP
Raymond Wiehe	4.57	3-4	10/7	3	0	0	43.1	56	35	22	27	18	4	2	2
Ward Yerby	5.11	3-8	19/18	7	0	1	107.1	122	73	61	60	47	14	1	7
Scott Tillery	5.49	4-6	21/10	1	0	0	77.0	99	65	47	49	42	9	10	3
Lance Long	7.01	2-6	25/2	0	2	0	61.2	66	51	48	52	47	9	7	4
Doug Allen	9.09	1-3	13/3	0	0	0	31.2	43	35	32	19	37	2	7	2
Stuart Tate	9.66	1-4	15/6	0	0	0	36.1	47	49	39	26	38	4	5	3
Jim Cunningham	9.00	0-0	4/0	0	0	0	7.0	15	12	7	1	5	1	2	1
Steve Childers	6.59	2-2	6/2	0	0	0	13.2	24	19	10	9	8	1	1	0
Bill Davis	12.60	0-1	2/0	0	0	0	5.0	8	13	7	2	7	2	0	0
Pat Visintainer	13.73	0-0	12/2	0	0	0	19.2	34	33	30	17	19	3	2	1
Russell Ricks	16.20	0-0	3/0	0	0	0	5.0	10	9	9	3	4	4	0	0
TOTALS	6.89	16-34	50/50	11	2	2	407.2	524	394	312	265	272	53	37	23
OPPONENTS	5.24	34-16	50/50	6	7	4	409.0	418	315	238	314	277	61	43	21

4/20	at Georgia	13-9	W
4/21	HUNTINGDON	22-23	L
4/24	* MISSISSIPPI STATE	5-8	L
4/24	* MISSISSIPPI STATE	8-19	L
4/26	UAB	17-6	W
4/27	TROY STATE	0-1	L
4/28	at Montevallo	7-0	W
4/30	* at LSU	0-3	L
4/30	* at LSU	7-1	W
5/1	* at LSU	3-9	L
5/4	GEORGIA TECH [10]	4-3	W
5/5	ALA. CHRISTIAN	5-7	L
5/7	* ALABAMA	1-9	L
5/7	* ALABAMA	4-6	L
5/8	* ALABAMA	5-13	L
5/9	FLA. INT.	8-9	L
5/10	FLA. INT.	10-7	W
5/11	FLA. INT. [10]	9-10	L

Date	Opponent	Score
------	----------	-------



YEAR-BY-YEAR RESULTS & TEAM STATS

Table with columns: Date, Opponent, Score, W/L. Rows include games from 2/23 to 4/3 at various locations like Tennessee, Samford, Alabama, and Georgia Tech.

1985 • 30-22, 11-12 SEC. Head Coach: Hal Baird (1985-2000). Player stats table with columns: Player, AVG, GP, AB, R, H, 2B, 3B, HR, RBI, TB, BB, HBP, SO, SH, SF, SB-ATT.

Continuation of 1985 season results with columns: Date, Opponent, Score, W/L. Rows include games from 4/6 to 5/5 at various locations like Alabama, South Alabama, and LSU.

Table with columns: Date, Opponent, Score, W/L. Rows include games from 2/26 to 4/5 at various locations like Huntingdon, Ole Miss, Samford, and Florida.

1986 • 31-24, 15-14 SEC. Head Coach: Hal Baird (1985-2000). Player stats table with columns: Player, AVG, GP, AB, R, H, 2B, 3B, HR, RBI, TB, SIG, BB, HBP, SO, SH, SF, SB-ATT.

Continuation of 1986 season results with columns: Date, Opponent, Score, W/L. Rows include games from 4/5 to 5/10 at various locations like Florida, Alabama, and Georgia Tech.

SEC WEST CHAMPIONS • SOUTH 1 REGIONAL

Table with columns: Date, Opponent, Score, W/L. Rows include games from 2/18 to 4/8 at various locations like Huntingdon, West Georgia, Ferris State, and Clemson.

1987 • 42-18, 20-11 SEC. Head Coach: Hal Baird (1985-2000). Player stats table with columns: Player, AVG, GP, AB, R, H, 2B, 3B, HR, RBI, TB, SIG, BB, HBP, SO, SH, SF, SB-ATT.

Continuation of 1987 season results with columns: Date, Opponent, Score, W/L. Rows include games from 4/8 to 5/23 at various locations like Samford, Florida, Alabama, and Georgia Tech.





YEAR-BY-YEAR RESULTS & TEAM STATS

Date	Opponent	Score	W/L
2/12	WESTERN CAROLINA	3-0	W
2/13	WESTERN CAROLINA	7-3	W
2/14	WESTERN CAROLINA	1-4	L
2/14	WESTERN CAROLINA	1-0	W
2/20	CLEMSON	1-8	L
2/21	CLEMSON	5-2	W
2/24	HUNTINGDON	9-1	W
2/27	RICHMOND	5-0	W
2/28	RICHMOND	7-0	W
3/1	MONTEVALLO	14-2	W
3/5	* at Vanderbilt	0-2	L
3/5	* at Vanderbilt	4-5	L
3/6	* at Vanderbilt	10-3	W
3/8	at Georgia Tech	14-3	W
3/12	* OLE MISS	5-0	W
3/12	* OLE MISS [11]	1-0	W
3/13	* OLE MISS	14-1	W
3/16	VIRGINIA	8-13	L
3/19	* at Georgia	8-3	W
3/19	* at Georgia	7-4	W
3/20	* at Georgia	18-5	W
3/22	WEST GEORGIA	11-6	W
3/23	at Sanford	14-1	W
3/26	* MISSISSIPPI STATE	3-2	W
3/26	* MISSISSIPPI STATE	3-11	L
3/27	* MISSISSIPPI STATE	1-5	L
3/29	RIDER	11-5	W
3/30	RIDER	8-7	W

1988 - 39-16, 16-10 SEC Head Coach: Hal Baird (1985-2000)

Player	AVG	GP/S	AB	R	H	2B	3B	HR	RBI	TB	SLG	BB	SO	OB%	SH/SF	SB/AT
Frank Thomas	.385	55/54	182	45	70	21	0	9	54	116	.637	42	6	.22	.509	0/2
Clark Preble	.353	55/54	221	47	78	15	1	2	31	101	.457	18	1	.12	.399	2/3
Kevin Henry	.354	53/52	198	39	70	11	3	4	43	99	.500	24	5	.26	.432	0/2
Derek Cromovner	.341	46/41	135	44	46	4	2	0	23	50	.400	25	2	.13	.378	0/1
Jerry Henry	.294	47/37	134	27	40	8	1	0	23	50	.368	18	1	.14	.378	0/1
Jeff Leatherman	.282	53/46	174	35	49	7	1	0	35	57	.328	37	3	.27	.408	2/4
Jeff Livesey	.268	54/54	183	30	49	9	0	6	42	75	.410	12	4	.32	.320	3/4
Andy Albrecht	.257	53/48	152	21	39	3	2	2	20	52	.342	19	4	.43	.354	0/0
T. Youngblood	.263	51/50	175	32	46	10	4	3	31	76	.434	23	0	.34	.342	0/4
Ed Dilks	.257	48/45	105	25	27	6	0	0	14	32	.305	24	3	.13	.403	2/2
Steve Burroughs	.319	31/10	47	9	15	0	0	0	6	15	.319	6	0	.15	.396	0/0
John Moorer	.286	17/11	14	6	4	0	0	0	1	4	.286	1	0	.2	.333	0/0
Ethan White	.250	18/11	16	2	4	1	0	0	4	7	.438	4	0	.2	.400	0/0
Tim Edge	.182	34/11	66	8	12	2	0	0	5	14	.212	5	1	.20	.247	0/0
Rob Shaloub	.000	1/0	2	0	0	0	0	0	0	0	.000	0	0	.000	0/0	
Gary Gallagher	.000	0/0	0	0	0	0	0	0	0	0	.000	0	0	.000	0/0	
TOTALS	.308	55/55	1783	374	549	96	15	27	332	741	.415	258	31	275	.399	10/24
OPPONENTS	.333	55/55	1698	206	402	73	7	27	177	565	.333	181	21	425	.315	14/16
Player	ERA	W-L	G/GS	CG	SHO	SV	IP	H	R	ER	BB	SO	BF	WP	HB	
Gregg Olson	2.00	7-3	36/1	0	0	0	10	72.0	43	23	16	27	113	291	9	
Scott Renner	2.58	9-4	23/12	2	0	0	87.1	79	34	25	30	64	361	9	1	
Ed Ohman	2.68	7-0	25/0	0	0	2	57.1	47	21	17	12	52	236	6	2	
Stacy Jones	3.60	6-6	21/18	4	2	0	85.1	90	46	34	36	72	376	3	2	
David Adams	3.66	8-3	21/17	0	0	0	86.0	79	46	35	40	65	375	3	11	
Andy Beisel	0.00	0-0	1/0	0	0	0	0.2	0	1	0	1	1	4	1	0	
T. Youngblood	3.43	1-0	5/4	0	0	0	21.0	21	12	8	7	11	95	0	1	
Mike Ferry	4.50	1-0	16/2	0	0	1	30.0	31	15	15	11	34	126	2	3	
Greg Randa	5.63	0-0	10/0	0	0	0	11.2	11	7	7	17	13	60	0	0	
TOTALS	3.13	39-16	55/55	6	9	14	451.1	402	205	157	181	425	1931	33	24	
OPPONENTS	6.06	16-39	55/55	7	2	9	431.0	549	373	290	258	275	2186	30	28	

*seven team shutouts

3/31	RIDER	10-8	W
4/4	JAXVILLE STATE	12-10	W
4/5	SAMFORD	8-3	W
4/5	SAMFORD	14-0	W
4/6	LAGRANGE COL.	8-6	W
4/9	* at Florida	3-1	W
4/9	* at Florida	1-7	L
4/10	* at Florida	12-7	W
4/12	Alabama (H) [11]	3-1	W
4/13	B'HAM-SOUTHERN	14-3	W
4/16	* KENTUCKY7	9-1	W
4/16	* KENTUCKY7	2-0	W
4/17	* KENTUCKY7	1-2	L
4/20	LAGRANGE COL.	15-0	W
4/23	* at Alabama	7-2	L
4/24	* at Alabama	6-17	L
4/27	Alabama (D)	1-6	L
4/30	* TENNESSEE7 [9]	3-5	L
4/30	* TENNESSEE7	0-1	L
5/1	* TENNESSEE	17-3	W
5/3	GA. SOUTHWEST'RN	5-1	W
5/4	UAB	4-1	W
5/7	* at LSU	2-1	W
5/7	* at LSU	8-1	W
5/8	* at LSU	10-8	W
5/12	# at Mississippi State	7-10	L
5/13	# Florida	3-4	L

SEC Tour. (Starkville, MS - 6th)

•SEC TOURNAMENT CHAMPIONS• •ATLANTIC REGIONAL•

Date	Opponent	Score	W/L
2/10	WESTERN CARO.	15-2	W
2/10	WESTERN CARO.7	2-3	L
2/11	WESTERN CARO.7	8-3	W
2/12	WESTERN CARO.	15-2	W
2/15	HUNTINGDON	18-13	W
2/22	MERCER7	10-3	W
2/22	MERCER7	5-4	W
2/25	at Clemson	2-4	L
2/26	at Clemson	7-6	W
2/28	GEORGIA TECH	9-7	W
3/1	CAMPBELL	5-4	W
3/4	* VANDERBILT	1-6	L
3/4	* VANDERBILT	3-1	W
3/5	* VANDERBILT	8-5	W
3/8	UNC-WILMINGTON	4-0	W
3/9	UNC-WILMINGTON	12-8	W
3/11	* at Ole Miss	8-5	W
3/11	* at Ole Miss	2-4	L
3/12	* at Ole Miss	7-4	W
3/15	ALABAMA STATE	18-4	W
3/18	* GEORGIA	6-8	L
3/18	* GEORGIA	3-0	W
3/19	* GEORGIA	2-5	L
3/25	* at Mississippi State	0-7	L
3/25	* at Mississippi State	3-13	L
3/26	* at Mississippi State	5-11	L
3/30	Alabama (H)	21-9	W
4/1	COLUMBUS COL.	7-0	W
4/3	WEST GEORGIA	7-2	W
4/3	WEST GEORGIA	17-2	W
4/4	@ Houston (Mdb)	4-2	W
4/5	@ at South Alabama	4-10	L

1989 - 44-20, 12-12 SEC Head Coach: Hal Baird (1985-2000)

Player	AVG	GP/S	AB	R	H	2B	3B	HR	RBI	TB	SLG	BB	SO	OB%	SH/SF	SB/AT
Frank Thomas	.403	64/64	206	62	83	19	3	19	83	165	.801	73	10	.25	.575	0/3
Clark Preble	.341	64/64	258	52	88	13	3	5	112	.434	31	2	10	.407	0/4	
Jeff Leatherman	.327	58/51	171	26	56	13	1	0	36	71	.415	40	0	.29	.442	3/3
Tim Edge	.320	56/50	175	38	56	11	2	0	37	71	.406	28	9	.20	.417	3/2
Jeff Powell	.314	63/63	255	51	80	11	0	3	33	100	.392	16	19	.22	.394	0/2
Andy Albrecht	.300	53/42	160	39	48	6	2	2	28	64	.400	27	3	.27	.411	0/1
Joe Sawe	.296	41/33	125	25	37	6	1	3	24	54	.432	13	1	.12	.354	3/1
Tom Knodel	.281	35/34	121	23	34	2	0	0	23	36	.298	17	0	.13	.357	3/1
T. Youngblood	.279	44/42	154	24	43	9	1	2	28	60	.390	20	1	.28	.364	1/0
Chris Hart	.272	64/64	257	62	70	18	2	7	40	113	.440	29	9	.54	.352	3/4
Derek Cromovner	.261	58/54	153	42	60	6	0	0	19	46	.301	40	7	.19	.421	7/2
Andy Flagler	1.000	2/0	2	0	2	1	0	3	0	3	1.500	0	0	1.000	0/0	
John Moorer	.500	12/0	2	2	1	0	0	0	1	1	.500	1	0	.750	0/0	
Mark McQuogge	.333	9/0	6	3	2	0	0	0	2	.333	2	0	1	.500	0/0	
Todd O'Donnell	.258	30/16	62	9	16	1	2	0	6	21	.339	8	0	.9	.343	1/0
Buck Miller	.200	10/0	10	1	2	0	1	0	2	4	.400	1	0	.3	.273	0/0
Gary Gallagher	.125	13/0	8	2	1	0	0	0	3	1	.125	3	0	1	.333	0/1
Allen Argenti	.000	1/0	0	0	0	0	0	0	0	0	.000	0	0	0	.000	0/0
Mickey Toney	.000	5/0	4	1	0	0	0	0	0	0	.000	0	1	1	.000	0/1
Rick Davidson	.000	5/0	3	1	0	0	0	0	0	0	.000	0	0	0	.000	0/0
TOTALS	.309	64/64	2132	464	659	116	16	39	414	924	.433	349	64	275	.413	24/24
OPPONENTS	.262	64/64	2084	304	545	93	10	41	273	781	.375	236	18	424	.338	15/20
Player	ERA	W-L	G/GS	CG	SHO	SV	IP	H	R	ER	BB	SO	BF	WP	HB	
T. Youngblood	2.62	14-3	20/14	4	3	1	106.2	41	36	31	31	52	18	6	393	.216
Mickey Toney	3.09	2-0	17/0	0	0	1	32.0	31	15	11	12	30	3	0	121	.256
Mike Ferry	3.15	2-2	30/0	0	0	8	45.2	40	20	16	16	52	5	0	2	.174
Scott Renner	3.75	9-6	25/18	1	1	0	120.0	133	66	50	42	92	23	4	4	.466
Tommy Carter	4.22	6-4	25/11	2	1	2	77.0	82	47	37	46	72	1	8	302	.272
Jason Hankins	4.39	7-3	24/17	3	1	0	102.0	103	71	52	53	82	16	5	12	.397
Mark Fuller	4.64	4-2	23/4	1	0	0	54.1	63	38	28	29	40	12	3	6	.215
Jeff Powell	4.50	0-0	2/0	0	0	0	2.0	2	1	1	1	2	0	0	7	.286
Adam Sharr	90.00	0-0	2/0	0	0	0	1.0	6	10	6	2	1	0	0	9	.667
TOTALS	3.33															



YEAR-BY-YEAR RESULTS & TEAM STATS

Table with columns: Date, Opponent, Score, W/L. Rows include games against Western Caro., West Florida, Clemson, Campbell, Eastern Ky., Appalachian St., Illinois State, Michigan, South Alabama, Ole Miss, Florida, Samford, Georgia, Georgia Tech, LSU, Mercer.

1991 • 35-24, 14-12 SEC Head Coach: Hal Baird (1985-2000). Player stats table with columns: Player, AVG, GP/S, AB, R, H, 2B, 3B, HR, RBI, TB, SLG, BB, HB, SO, OBP%, SH/SF, SB-ATT. Includes totals and opponents.

Results table for 1991 season with columns: Date, Opponent, Score, W/L. Rows include games against Samford, Mississippi State, Alabama, Bery College, Vanderbilt, Columbus Col., Alabama, Georgia, Alabama (M), B'ham-Southern, Kentucky, Kentucky7, Lagrange Col., UAB, Florida, Florida7, Tennessee, Tennessee7, Florida, Kentucky, Mississippi State7.

Table with columns: Date, Opponent, Score, W/L. Rows include games against West Florida, Bery College, Jax/Ville State, Troy State, Clemson, UNC-Wilmington, Georgia College, Alabama (M), Kentucky, Kentucky7, Columbus Col., Lincoln Memorial, West Georgia, South Carolina, South Carolina7.

1992 • 30-25, 10-14 SEC Head Coach: Hal Baird (1985-2000). Player stats table with columns: Player, AVG, GP/S, AB, R, H, 2B, 3B, HR, RBI, TB, SLG, BB, HB, SO, OBP%, SH/SF, SB-ATT. Includes totals and opponents.

Results table for 1992 season with columns: Date, Opponent, Score, W/L. Rows include games against South Carolina, Alabama (D), Samford, Arkansas, Arkansas7, Louisiana, Louisiana7, B'ham-Southern, Miss. State, Mississippi State7, Mississippi State, South Alabama (Hvr), Ole Miss, Ole Miss7, Ole Miss12, Ole Miss7, Ole Miss, Ole Miss, UAB, UAB, LSU, LSU7, LSU, Alabama, Alabama7, Alabama, Florida, Coca-Cola Classic, SEC Tour.

MIDWEST REGIONAL

Table with columns: Date, Opponent, Score, W/L. Rows include games against Georgia Tech, Pepperdine, Central Florida, Central Florida, Samford, Samford, GA. Southwest'rn, Clemson, Jax/Ville State, Michigan, South Alabama (7), Tampa, Tampa, West Florida, Northern Illinois, Troy State, Central Florida, Mercer, Mercer, Alabama (H), Florida, Florida7, Florida, B'ham-Southern, Kentucky, Kentucky7, Kentucky, Kentucky, Columbus Col., South Carolina, South Carolina7.

1993 • 40-23, 17-11 SEC Head Coach: Hal Baird (1985-2000). Player stats table with columns: Player, AVG, GP/S, AB, R, H, 2B, 3B, HR, RBI, TB, SLG, BB, HB, SO, OBP%, SH/SF, SB-ATT. Includes totals and opponents.

Results table for 1993 season with columns: Date, Opponent, Score, W/L. Rows include games against South Carolina, UAB, West Georgia7, Georgia State, Arkansas, Arkansas7, Arkansas, Georgia College, Alabama (Hvr), Mississippi State, Mississippi State7, Mississippi State, Ole Miss, Ole Miss7, Ole Miss, Tennessee State7, Tennessee State7, LSU, LSU7, LSU, Alabama (M), Alabama, Alabama, Arkansas, Florida, Mississippi State, North Carolina, Olive Garden, South Ala. Tour, SEC West Trn.





YEAR-BY-YEAR RESULTS & TEAM STATS

•COLLEGE WORLD SERIES•
•EAST REGIONAL CHAMPIONS•

Date	Opponent	Score	W/L
2/18	@ LSU	3-1	W
2/19	@ New Orleans	1-3	L
2/20	@ Tulane	5-2	W
2/26	MIDDLE TENN. ST.7	19-3	W
2/26	MIDDLE TENN. ST.7	9-2	W
2/27	MIDDLE TENN. ST.	11-9	W
3/2	TROY STATE	32-9	W
3/5	JAXVILLE STATE	6-11	L
3/6	JAXVILLE STATE	8-2	W
3/8	at Samford	12-3	W
3/10	GEORGIA STATE	18-13	W
3/19	MURRAY STATE7	10-1	W
3/19	MURRAY STATE7	10-1	W
3/21	SIENAZ	18-0	W
3/21	SIENAZ	15-1	W
3/22	at Middle Tenn. State	6-1	W
3/23	at UAB	3-9	L
3/25	* GEORGIA	23-1	W
3/26	* GEORGIA	9-5	W
3/27	* GEORGIA	12-13	L
3/30	COLUMBUS COL.	7-2	W
3/31	GEORGIA STATE	5-2	W
4/1	* at Tennessee	6-3	W
4/2	* at Tennessee	3-1	W
4/3	* at Tennessee	4-8	L
4/8	* VANDERBILT	5-3	W
4/9	* VANDERBILT	20-7	W
4/10	* VANDERBILT	10-3	W
4/11	EAST TENN. STATE	7-9	L
4/13	B'HAM-SOUTHERN	11-4	W
4/15	* at Arkansas	6-7	L
4/16	* at Arkansas	6-3	W
4/17	* at Arkansas	0-10	L

1994 • 44-21, 16-13 SEC
Head Coach: Hal Baird (1985-2000)

Player	AVG	GP/S	AB	R	H	2B	3B	HR	RBI	TB	SLG	BB	SO	GDP	OB%	SH/SF	SB-AT	
Jay Waggoner	.409	65/65	291	69	119	23	5	3	45	161	.553	31	1	22	.465	2/4	11-14	
Mark Bellhorn	.377	40/40	151	54	57	14	2	5	39	90	.596	41	2	24	.510	2/1	12-13	
Brandon Moore	.361	65/65	269	56	97	21	1	4	66	132	.491	21	3	21	.405	6/3	6-7	
Mike Killmet	.344	64/61	259	48	89	19	5	4	65	130	.502	18	1	33	.382	5/3	2-6	
Dallon Ruch	.331	54/35	157	24	52	11	0	5	30	78	.497	19	0	21	.401	1/3	1-1	
Ken Key	.305	53/40	184	26	50	5	1	2	25	63	.384	15	3	22	.374	0/7	4-5	
Kevin Chabot	.296	58/52	196	44	58	8	0	12	56	102	.520	37	6	6	1	.421	1/0	3-4
Shawn McNally	.271	64/64	251	62	68	9	2	2	32	87	.347	37	5	37	.270	4/13	12-17	
Robert Lewis	.256	64/59	176	38	45	8	2	2	28	63	.358	25	20	41	1	.404	2/7	0-2
Frank Sanders	.249	61/51	185	44	46	6	2	2	23	62	.335	32	2	58	1	.365	0/5	9-11
Russell Whittenburg	.307	53/31	127	19	39	6	0	0	18	45	.354	13	3	22	.382	1/4	3-4	
Peter Kanakis	.250	11/0	12	1	3	0	0	0	2	3	.250	0	1	1	.286	1/0	0-0	
Bryan Walker	.250	6/0	4	2	1	0	0	0	0	1	.250	0	0	0	.250	0/0	0-0	
Rob Macrory	.236	39/20	72	14	17	3	0	1	7	23	.319	15	1	12	.371	1/5	1-1	
Reggie Hightower	.231	11/2	13	2	3	0	1	0	9	5	.385	4	0	4	.412	0/0	0-0	
TOTALS	.320	65/65	2327	503	744	133	21	42	445	1045	.449	308	48	379	.30	.406	26/52	64-85
OPPONENTS	.253	65/65	2207	291	558	105	12	34	268	789	.357	211	39	512	.22	.327	16/27	72-83

Player	FRA	W-L	G/S	CG	SHO	SV	IP	H	R	ER	BB	SO	2B	3B	HR	BF	Avg	WP	HB	KB
John Powell	2.22	5-4	16/15	1	1/1	1	89.1	77	28	22	22	130	15	0	6	342	.225	7	4	0
Jason LeBoeuf	3.02	4-2	22/3	0	0/0	1	56.2	52	25	19	19	52	13	0	3	214	.243	1	5	0
Kevin Humphreys	3.66	12-4	23/21	3	0/0	1	142.2	137	69	58	42	85	24	1	9	551	.249	4	6	0
Chris Morrison	4.17	9-2	19/15	0	0/1	0	105.2	109	53	49	34	74	23	6	4	416	.262	7	6	1
Ryan Halla	4.22	9-5	33/7	0	0/1	7	98.0	94	57	46	39	108	12	2	9	376	.250	6	8	0
Todd Gober	3.09	0-1	7/0	0	0/0	1	11.2	7	5	4	8	11	1	1	1	40	.175	0	1	1
Shawn McNally	4.70	2-1	14/1	0	0/1	1	15.1	17	12	8	15	13	5	0	0	59	.288	4	0	1
Lance Tolbert	6.04	0-1	12/3	0	0/0	1	22.1	30	18	15	8	20	7	0	0	97	.309	4	4	0
Michael McKenna	6.55	2-0	13/0	0	0/0	0	22.0	25	17	16	20	15	3	1	0	85	.294	5	5	0
Troy Korac	9.95	0-1	5/0	0	0/0	1	6.1	10	7	7	4	4	2	1	2	27	.370	0	0	1
TOTALS	3.85	43-21	65/65	4	3/2	14	570.0	558	291	244	211	512	105	12	34	2207	.253	38	39	3
OPPONENTS	6.53	21-43	65/65	5	2/0	11	553.0	744	503	401	308	379	133	21	42	2327	.320	66	48	2

4/19	MERCER	3-4	L
4/20	MERCER	7-6	W
4/22	* MISS. STATE [10]	1-4	L
4/23	* MISSISSIPPI STATE	19-5	W
4/24	* MISSISSIPPI STATE	4-2	W
4/26	at UAB	7-2	W
4/27	SAMFORD	9-8	W
4/29	* at Ole Miss	0-2	L
4/30	* at Ole Miss	3-8	L
5/1	* at Ole Miss	5-3	W
5/2	Troy State (M)	3-6	L
5/4	Alabama (M)	8-7	W
5/6	* LSU [10]	6-13	L
5/7	* LSU	3-4	L
5/8	* LSU	3-4	L
5/10	RADFORD7	4-2	W
5/10	RADFORD7	7-3	W
5/11	UAB	9-3	W
5/12	* Alabama (H)	5-6	L
5/13	* at Alabama	5-4	W
5/14	* at Alabama	6-3	W
5/19	# Arkansas [17]	3-1	W
5/20	# Mississippi State	2-1	W
5/21	* LSU	2-3	L
5/21	* Mississippi State	9-5	W
5/22	* LSU	4-5	L
5/26	! Virginia Tech	7-0	W
5/27	! Old Dominion [10]	11-8	W
5/28	! at Clemson	11-5	W
5/29	! Notre Dame	8-0	W
6/4	S Oklahoma	4-5	L
6/6	S Miami Fla.	5-7	L

@ Winn-Dixie (New Orleans, LA-2nd)
SEC West Tm. (Oxford, MS-2nd)
! East Regional (Clemson, SC-1st)
S CMS (Omaha, NE-7th)

•SEC WEST CHAMPIONS•
•MIDWEST II REGIONAL•

Date	Opponent	Score	W/L
2/18	LOUISVILLE	6-3	W
2/19	LOUISVILLE	9-2	W
2/19	B'HAM-SOU. [10]	6-7	L
2/22	at Samford [10]	3-4	L
2/25	@Ohio State	9-5	W
2/26	@at South Alabama	9-6	W
3/1	TROY STATE	11-7	W
3/2	at UAB	9-6	W
3/4	MIDDLE TENN. ST.	12-2	W
3/6	UNC-GREENSBORO	9-1	W
3/7	UNC-GREENSBORO	5-2	W
3/7	WINTHROP	1-11	L
3/8	UNC-GREENSBORO	7-6	W
3/10	WINTHROP	5-3	W
3/10	PENN STATE	9-2	W
3/11	PENN STATE	8-5	W
3/12	PENN STATE	14-0	W
3/17	EASTERN MICH.	19-3	W
3/18	EASTERN MICH.	11-4	W
3/19	EASTERN MICH.	7-4	W
3/22	at UAB	16-2	W
3/24	* at Georgia	5-4	W
3/25	* at Georgia	9-4	W
3/26	* at Georgia	2-0	W
3/28	SAMFORD	14-5	W
3/29	Alabama (Hvr)	6-1	W
3/31	* TENNESSEE	6-13	L
4/1	* TENNESSEE	5-1	W
4/2	* TENNESSEE	11-3	W
4/4	Alabama (H)	10-8	W
4/7	* at Vanderbilt	15-3	W
4/8	* at Vanderbilt	13-12	W

1995 • 50-13, 19-8 SEC
Head Coach: Hal Baird (1985-2000)

Player	AVG	GP/S	AB	R	H	2B	3B	HR	RBI	TB	SLG	BB	SO	GDP	OB%	SH/SF	SB-AT	
Shawn McNally	.396	46/46	187	39	74	10	1	6	44	104	.556	23	3	23	.465	2/2	10-13	
Mark Bellhorn	.342	63/63	243	66	83	18	5	12	60	147	.605	57	2	52	.6	.467	2/0	11-13
Jay Waggoner	.325	63/63	268	59	87	23	2	7	58	135	.504	28	3	25	.6	.389	4/5	5-8
Mark Weeks	.317	59/59	227	37	72	20	1	2	39	100	.441	14	0	36	.7	.350	5/6	2-7
Kevin Chabot	.317	63/63	218	52	69	24	0	12	66	129	.592	51	1	77	.2	.446	1/0	3-5
Ken Key	.306	63/63	245	65	75	19	3	2	31	106	.433	32	7	44	.4	.399	2/13	11-13
Kidby Clark	.301	60/58	206	36	62	11	2	4	38	89	.432	19	4	34	.6	.368	2/2	0-4
Dallon Ruch	.297	57/46	175	31	52	16	1	3	47	79	.451	25	5	27	.5	.392	4/1	0-4
Rob Macrory	.268	60/60	213	45	57	3	1	0	21	62	.291	36	8	26	.6	.393	0/19	4-8
R. Whittenburg	.237	45/20	76	24	18	5	0	0	7	23	.303	19	3	15	.3	.408	0/4	2-5
Josh Etheredge	.214	39/25	84	19	18	3	1	2	19	29	.345	14	2	30	.3	.327	4/1	0-0
David Dews	.214	16/1	14	5	3	0	0	0	1	3	.214	1	1	5	.0	.313	0/0	0-0
Brett Blalock	.200	11/0	5	2	1	0	0	0	0	1	.200	0	0	0	.0	.200	0/1	0-0
Peter Kanakis	.167	19/0	12	0	2	0	0	0	3	2	.167	1	0	4	.0	.231	0/1	0-0
Chad Stelmok	.000	2/0	1	0	0	0	0	0	1	0	.000	0	0	0	.0	.000	1/0	0-0
TOTALS	.310	63/63	2174	480	673	152	17	50	435	1009	.464	320	39	399	.55	.403	27/55	48-76
OPPONENTS	.249	63/63	2169	276	541	95	12	37	248	771	.355	169	36	448	.49	.311	21/24	41-63

Player	FRA	W-L	G/S	CG	SHO	SV	IP	H	R	ER	BB	SO	2B	3B	HR	BF	Avg	WP	HB	KB
Chris Morrison	2.70	12-2	19/17	4	0/1	0	116.2	128	56	35	15	75	20	1	6	453	.238	8	6	0
Ryan Halla	3.07	16-3	24/24	3	0/1	0	146.2	122	57	50	47	148	22	3	6	540	.226	13		



YEAR-BY-YEAR RESULTS & TEAM STATS

Table with columns: Date, Opponent, Score, W/L. Lists game results from 2/9 to 4/6.

1996 • 37-24, 12-18 SEC. Head Coach: Hal Baird (1985-2000). Player stats table with columns: Player, AVG, GP/S, AB, R, H, 2B, 3B, HR, RBI, TB, SLG, BB, HB, SO, GDP, ORB%, SH/SF, SB-AT.

Summary table with columns: Date, Opponent, Score, W/L. Lists game results from 4/7 to 5/12.

•COLLEGE WORLD SERIES• •EAST REGIONAL CHAMPIONS•. Table with columns: Date, Opponent, Score, W/L. Lists game results from 2/7 to 4/5.

1997 • 50-17, 17-12 SEC. Head Coach: Hal Baird (1985-2000). Player stats table with columns: Player, AVG, GP/S, AB, R, H, 2B, 3B, HR, RBI, TB, SLG, BB, HB, SO, GDP, ORB%, SH/SF, SB-AT.

Summary table with columns: Date, Opponent, Score, W/L. Lists game results from 4/6 to 6/3.

@ Coca-Cola Classic (Mobile, AL-3rd) & Big 10 Classic (Montgomery, AL)





YEAR-BY-YEAR RESULTS & TEAM STATS

**•SEC TOURNAMENT CHAMPIONS•
•ATLANTIC II REGIONAL•**

Date	Opponent	Score	W/L
2/7	+ South Florida	3-4	L
2/7	+ Central Florida	4-0	W
2/8	+ Clemson	4-9	W
2/10	WINTHROP	9-5	W
2/13	VCU	12-3	W
2/14	VCU	4-1	W
2/15	VCU	13-4	W
2/20	UNC-CHARLOTTE	13-9	W
2/21	UNC-CHARLOTTE	23-5	W
2/24	FLORIDA ATLANTIC	12-6	W
2/25	FLORIDA ATLANTIC	8-1	W
2/26	@ Samford	7-4	W
2/28	APPALACHIAN STATE	6-2	W
3/1	APPALACHIAN STATE	13-3	W
3/3	DAVIDSON	20-7	W
3/4	DAVIDSON	12-0	W
3/6	* at Ole Miss [10]	5-6	L
3/8	* at Ole Miss [8]	7-5	W
3/10	RADFORD	19-3	W
3/11	RADFORD	12-1	W
3/13	* LSU [12]	8-11	L
3/14	* LSU	14-7	W
3/15	* LSU	15-8	W
3/20	* at Georgia	7-5	W
3/21	* at Georgia	9-4	W
3/22	* at Georgia	19-5	W
3/24	UAB	4-3	W
3/27	* SOUTH CAROLINA	2-6	L
3/28	* SOUTH CAROLINA	6-7	L
3/29	* SOUTH CAROLINA [10]	6-11	L
4/1	at UAB	8-4	W
4/3	* VANDERBILT	12-1	W

**1998 • 46-18, 16-12 SEC
Head Coach: Hal Baird (1985-2000)**

Player	AVG	GP/S	AB	R	H	2B	3B	HR	RBI	TB	SLG	BB	SO	GDP	OB%	SH/SE	SB-AT
Scott Proff	.407	64/64	258	82	105	21	6	11	59	171	.663	51	2	41	2	.503	3/3
Todd Faulkner	.382	55/51	220	53	84	14	1	20	65	160	.727	17	0	40	7	.424	1/0
Heath Kelly	.374	63/63	238	62	89	17	4	6	57	132	.555	30	6	48	1	.453	2/8
Chad Wandall	.350	64/63	237	60	83	23	1	6	46	126	.532	32	5	44	2	.429	6/3
Josh Etheredge	.340	63/63	247	71	84	19	1	21	90	168	.680	44	5	62	6	.445	3/0
Jamie Kersh	.333	52/52	198	46	66	14	3	5	46	101	.510	33	3	39	4	.429	4/1
Casey Dunn	.320	64/64	275	61	88	18	0	10	67	136	.495	24	2	27	14	.368	9/0
Hayden Gliemmo	.319	40/39	141	37	45	8	0	3	22	62	.440	18	2	21	6	.404	0/2
Dominic Rich	.317	64/64	249	67	79	14	2	5	54	112	.450	55	9	36	5	.448	6/2
Malion Kent	.308	48/48	107	23	33	8	1	0	15	43	.402	14	1	21	1	.390	1/5
Derek Reif	.271	34/24	96	20	26	6	0	0	15	32	.333	18	5	12	1	.405	2/2
Paul Turco	.176	18/2	17	4	3	2	0	0	3	5	.294	5	0	5	1	.364	0/0
Jonathan Benick	.129	17/6	31	4	4	1	0	0	2	5	.161	1	2	9	0	.206	0/0
Joseph Zanthos	.000	12/0	10	5	0	0	0	0	0	0	.000	4	1	3	0	.333	0/0
Sim Oliver	.000	1/0	0	0	0	0	0	0	0	0	.000	0	0	0	0	.000	0/0
TOTALS	.340	64/64	2324	595	789	165	19	87	541	1253	.539	346	43	408	50	.428	37/26
OPPONENTS	.271	64/64	2224	342	603	125	9	72	322	962	.433	202	28	472	56	.337	16/19

Player	FRA	W-L	G/S	CG	SHO	SV	IP	H	R	ER	BB	SO	2B	3B	HR	BF	Avg	WP	HB	BK
Colter Bean	3.56	4-3	29/0	0	0/2	7	65.2	63	36	26	22	57	15	0	4	252	.250	2	10	0
Brent Schoening	3.88	11-5	18/17	1	0/2	0	111.1	101	55	48	46	111	20	1	19	429	.235	5	3	0
Eric Wood	4.84	4-0	24/2	0	0/2	0	57.2	69	36	31	9	34	13	1	7	233	.296	3	1	0
Chris Boorcheck	4.94	8-2	20/9	0	0/2	1	54.2	59	32	30	28	44	9	0	6	217	.272	11	2	1
Hayden Gliemmo	4.94	13-3	21/19	2	0/1	0	118.1	125	72	65	43	104	22	3	19	465	.269	11	6	0
Kevin Knorst	5.76	5-4	19/15	0	0/1	0	79.2	93	60	51	33	61	27	2	7	325	.286	4	2	1
Heath Kelly	0.00	0-0	3/1	0	0/1	0	5.0	4	1	0	1	0	0	0	0	17	.235	0	1	0
Alex Merriatt	4.05	0-0	6/0	0	0/1	0	6.2	9	3	3	3	5	3	0	2	24	.375	0	0	0
J.D. Jackson	5.73	1-1	15/0	0	0/1	0	22.0	22	14	14	4	25	5	0	1	88	.250	2	1	0
George Jones	5.73	0-0	5/0	0	0/0	0	11.0	16	8	7	2	5	3	0	1	48	.333	1	0	0
Ellis McManus	6.52	0-0	11/1	0	0/0	0	19.1	26	15	14	9	16	5	2	3	82	.317	4	1	0
Jon Renfro	7.84	0-0	10/0	0	0/0	0	10.1	16	10	9	2	10	3	0	3	44	.364	2	1	0
TOTALS	4.74	46-18	64/64	3	4/4	8	561.2	603	342	296	202	472	125	9	72	2224	.271	45	28	2
OPPONENTS	8.50	18-46	64/64	1	1/1	6	541.0	789	595	511	346	408	165	19	87	2324	.340	68	43	2

4/4	* VANDERBILT	8-6	W
4/5	* VANDERBILT	8-0	W
4/7	VM7	19-7	W
4/10	* at Arkansas	11-2	W
4/11	* at Arkansas	6-5	W
4/12	* at Arkansas	2-4	L
4/17	* MISSISSIPPI STATE	4-13	L
4/18	* MISSISSIPPI STATE	0-8	L
4/21	MERCER	9-6	W
4/22	SAMFORD	12-2	W
4/24	* at Tennessee	1-5	L
4/25	* at Tennessee	22-8	W
4/26	* at Tennessee	11-8	W
4/29	MERCER	4-5	L
5/1	* KENTUCKY	7-10	L
5/2	* KENTUCKY	14-3	W
5/3	* KENTUCKY	15-2	W
5/5	Troy State (M)	10-0	W
5/6	SAMFORD	10-6	W
5/8	* at Alabama	7-9	L
5/9	* at Alabama7 [8]	15-4	W
5/10	* at Alabama	4-10	L
5/13	# Alabama	11-8	W
5/14	# Florida	6-4	W
5/16	# Alabama	3-4	L
5/16	# Alabama	9-1	W
5/17	# Arkansas	7-5	W
5/21	! Rutgers	15-7	L
5/22	! Liberty	3-2	W
5/23	! Rutgers	7-4	W
5/23	! Oklahoma	9-8	W
5/24	! at Florida State	10-16	L

+ Olive Garden Classic (Kissimmee, FL)
SEC Tour. (Columbus, GA)
! East Regional (Tallahassee, FL)

**•AUBURN REGIONAL CHAMPIONS•
•TALLAHASSEE SUPER REGIONAL•**

Date	Opponent	Score	W/L
1/29	+ Georgia Tech	17-12	W
1/30	+ Virginia	11-2	W
1/31	+ Maryland	15-0	W
2/6	UNC ASHEVILLE	7-1	W
2/7	UNC ASHEVILLE	19-12	W
2/8	UNC ASHEVILLE	7-5	W
2/13	@ Samford	7-4	W
2/16	TROY STATE	5-12	L
2/19	M. TENNESSEE ST.	8-2	W
2/20	M. TENNESSEE ST.	2-5	L
2/21	M. TENNESSEE ST.	7-3	W
2/24	MINNESOTA	9-5	W
2/26	RADFORD	8-3	W
2/27	RADFORD	7-5	W
2/28	RADFORD7	15-0	W
3/2	DAVIDSON7	16-0	W
3/3	DAVIDSON7	16-2	W
3/5	@ Wake Forest	7-3	W
3/6	@ West Virginia	13-4	W
3/7	@ Northwestern	6-2	W
3/9	VCU	7-2	W
3/10	VCU	12-4	W
3/12	* ARKANSAS	11-4	W
3/13	* ARKANSAS	9-20	L
3/14	* ARKANSAS	13-12	W
3/19	* at Vanderbilt	4-2	W
3/20	* at Vanderbilt [11]	6-5	W
3/21	* at Vanderbilt	8-2	W
3/26	* ALABAMA	15-4	W
3/27	* ALABAMA	10-2	W
3/28	* ALABAMA	4-10	L
4/2	* at Mississippi St.	3-13	L
4/3	* at Mississippi St.	2-16	L

**1999 • 46-19, 18-12 SEC
Head Coach: Hal Baird (1985-2000)**

Player	AVG	GP/S	AB	R	H	2B	3B	HR	RBI	TB	SLG	BB	SO	GDP	OB%	SH/SE	SB-AT	
Malion Kent	.379	65/65	269	79	102	16	3	2	45	130	.483	27	5	27	3	.439	4/12	
Casey Dunn	.379	65/65	269	70	102	19	1	16	86	171	.636	33	4	26	5	.446	6/1	
Gabe Gross	.363	64/64	245	50	89	23	3	7	65	139	.567	29	4	27	6	.430	6/1	
Hayden Gliemmo	.346	61/60	205	39	71	8	3	1	37	88	.429	31	3	27	2	.438	1/7	
Jamie Kersh	.341	64/64	255	57	87	23	0	11	59	143	.561	37	3	56	7	.423	5/1	
Dominic Rich	.320	65/65	266	68	85	15	3	2	47	112	.421	55	4	37	5	.440	2/7	
Derek Reif	.308	45/27	117	20	36	11	2	1	23	54	.462	14	0	21	2	.376	2/0	
Chad Wandall	.303	65/65	244	58	74	17	2	2	49	101	.414	37	2	47	4	.388	8/4	
Todd Faulkner	.281	65/64	249	53	70	20	2	6	50	112	.450	29	9	47	13	.371	4/1	
John Tyler	.279	45/40	122	31	34	1	0	1	23	38	.311	18	12	28	0	.418	1/8	
Kevin Dees	.500	4/0	2	1	1	0	0	0	0	0	1	.500	1	0	1	0	.667	0/0
Andrew Slater	.313	9/3	16	2	5	1	0	0	0	0	6	.375	2	0	0	0	.389	0/0
Lynn Shoop	.250	16/0	8	3	2	0	0	0	0	1	2	.250	3	0	3	0	.455	0/0
Tucker Dearth	.217	31/2	23	6	5	2	0	0	4	7	.304	3	1	8	0	.321	1/2	
Collin Holder	.188	16/3	16	7	3	1	1	6	9	.563	5	0	6	0	0	.381	0/1	
Joseph Zanthos	.188	13/1	16	2	3	0	0	0	3	.188	0	1	7	0	0	.235	0/0	
Kevin Knorst	.000	1/0	1	0	0	0	0	0	0	.000	0	0	0	0	0	.000	0/0	
Paul Turco	.000	1/0	0	0	0	0	0	0	0	.000	0	0	0	0	0	.000	0/0	
TOTALS	.331	65/65	2323	546	769	157	20	50	495	1116	.480	324	48	368	47	.417	40/45	
OPPONENTS	.276	65/65	2301	380	634	109	8	65	343	954	.415	206	37	554	27	.342	21/19	

Player	FRA	W-L	G/S	CG
--------	-----	-----	-----	----



YEAR-BY-YEAR RESULTS & TEAM STATS

Table with columns: Date, Opponent, Score, W/L. Rows include games from 2/5 to 3/31 against various opponents like WINTHROP, FURMAN, VCU, etc.

2000 • 41-20, 17-13 SEC. Head Coach: Hal Baird (1985-2000). Player stats table with columns: Player, AVG, GP/S, AB, R, H, 2B, 3B, HR, RBI, TB, SLG, BB, HB, SO, GDP, ORB%, SH/SF, SB-AT.

Results table with columns: Date, Opponent, Score, W/L. Rows include games from 4/1 to 5/27 against opponents like LSU, MERCER, OLE MISS, etc.

Table with columns: Date, Opponent, Score, W/L. Rows include games from 2/2 to 4/8 against opponents like W. CAROLINA, CAMPBELL, TROY STATE, etc.

2001 • 37-21, 15-15 SEC. Head Coach: Steve Renfro (2001-2004). Player stats table with columns: Player, AVG, GP/S, AB, R, H, 2B, 3B, HR, RBI, TB, SLG, BB, HB, SO, GDP, ORB%, SH/SF, SB-AT.

Results table with columns: Date, Opponent, Score, W/L. Rows include games from 4/10 to 5/27 against opponents like SAMFORD, ARKANSAS, ALABAMA, etc.





YEAR-BY-YEAR RESULTS & TEAM STATS

•TUSCALOOSA REGIONAL•				
Date	Opponent	Score	W/L	
2/8	VCU	11-3	W	
2/9	VCU	9-4	W	
2/10	VCU	8-2	W	
2/12	SAMFORD	2-5	L	
2/15	MARSHALL	11-5	W	
2/16	MARSHALL	21-4	W	
2/17	MARSHALL	15-6	W	
2/19	TROY STATE	13-0	W	
2/22	at Clemson	4-7	L	
2/23	at Clemson	5-8	L	
2/24	at Clemson	5-6	L	
3/1	MURRAY STATE	5-3	W	
3/2	MURRAY STATE	9-0	W	
3/3	MURRAY STATE 7	12-2	W	
3/5	at UAB	13-1	W	
3/6	at Samford	6-4	W	
3/8	NORTH CAROLINA	6-5	W	
3/9	NORTH CAROLINA	7-5	W	
3/10	NORTH CAROLINA	11-5	W	
3/15	* KENTUCKY	1-3	L	
3/16	* KENTUCKY	4-3	W	
3/17	* KENTUCKY	5-0	W	
3/19	UAB	9-2	W	
3/22	* at Tennessee	3-0	W	
3/23	* at Tennessee	2-5	L	
3/24	* at Tennessee	8-1	W	
3/29	* at Florida	8-3	W	
3/30	* at Florida	5-9	L	
3/31	* at Florida	1-6	L	
4/2	MERCER	3-2	W	
4/3	at South Alabama	6-1	W	
4/5	* LSU	4-9	L	
4/6	* LSU	11-3	W	
4/7	* LSU	5-9	L	
4/9	GEORGIA TECH	5-9	L	
4/12	* at Ole Miss	10-3	W	

2002 • 34-26, 15-15 SEC
Head Coach: Steve Renfro (2001-2004)

Player	AVG	GP/S	AB	R	H	2B	3B	HR	RBI	TB	SLG	BB	SO	GDP	OB%	SH/IF	SB-AT			
Janon Moran	.365	60/60	266	59	97	11	3	3	41	123	.462	9	3	21	.4	.391	1/2	18-22		
Bobby Huddleston	.355	54/54	203	46	72	21	0	11	49	126	.421	22	7	19	.5	.428	4/0	0-0		
Mike Mueller	.346	27/25	81	10	28	8	0	4	22	48	.593	14	1	25	0	.443	1/0	0-0		
Tug Hulett	.308	57/56	201	44	62	16	1	0	31	80	.398	26	4	31	.4	.393	3/4	5-6		
Trent Pratt	.308	58/56	221	38	68	18	0	8	54	110	.498	23	4	34	.6	.380	2/0	2-2		
Jonathan Schuerholz	.302	59/49	192	49	58	6	0	0	17	64	.333	29	7	26	.3	.412	0/3	19-22		
Scott Schade	.296	59/55	213	31	63	14	0	7	48	98	.460	17	4	48	.4	.351	5/2	0-0		
Sean Gamble	.276	58/49	203	38	56	7	2	3	31	76	.374	14	6	33	.2	.336	3/8	2-2		
Doug Vines	.273	50/37	150	20	41	6	0	1	18	50	.333	16	3	29	.3	.353	1/2	9-10		
Chuck Jeroloman	.246	60/55	187	30	46	10	1	1	18	61	.326	20	0	42	.3	.317	1/19	0-0		
Matt Grooms	.243	28/20	74	11	18	3	0	1	11	24	.324	9	1	10	.1	.326	2/0	1-1		
Josh Todd	.238	26/22	80	12	19	4	0	2	14	29	.363	8	0	23	.2	.300	2/3	0-0		
Kyle Bohm	.385	11/1	13	0	5	1	0	0	0	6	.462	4	0	1	.1	.529	0/0	0-0		
Lance Reynolds	.333	7/1	6	2	2	2	0	0	0	4	.667	0	1	3	0	.429	0/0	0-0		
Trent Wilson	.273	15/0	11	4	3	1	0	0	1	4	.364	0	0	4	0	.273	0/0	0-0		
John Tyler	.083	20/0	12	4	1	0	0	0	2	1	.083	3	0	4	0	.267	0/0	0-0		
Sean Jones	.000	1/0	1	0	0	0	0	0	0	0	.000	0	0	1	0	.000	0/0	0-0		
Eric Brandon	.000	1/1	1	0	0	0	0	0	0	0	.000	0	0	1	0	.000	0/0	0-0		
Steven Register	.000	1/0	1	0	0	0	0	0	0	0	.000	0	0	1	0	.000	0/0	0-0		
Josh Boyd	.000	3/0	0	1	0	0	0	0	0	0	.000	1	0	0	0	1.000	0/0	0-0		
TOTALS	.302	60/60	2116	399	639	128	7	41	357	904	.427	215	41	356	.38	.373	25/43	56-66		
OPPONENTS	.277	60/60	2038	324	564	120	14	53	296	871	.427	165	47	361	.45	.342	20/28	49-65		
Player	FRA	W-L	G/S	CG	SHO	SV	IP	H	R	ER	BB	SO	2B	3B	HR	BF	Avg	WP	HB	BK
Mike Mueller	3.00	2-2	17/4	0	0/0	0	30.0	24	14	10	17	20	5	0	3	105	.229	2	4	0
Steven Register	3.00	5-0	16/0	0	0/1	1	21.0	24	13	7	6	26	6	0	0	88	.273	1	5	0
Arnold Hughley	3.91	2-3	23/4	0	0/0	1	48.1	50	24	21	11	28	14	2	1	185	.270	1	3	2
Andrew Skinner	4.19	1-1	21/1	0	0/1	0	34.1	36	22	16	18	27	5	3	4	133	.271	5	3	0
Leviale Speigner	4.92	7-6	20/17	1	1/0	0	104.1	118	65	57	17	61	18	1	18	409	.289	0	3	0
Colby Paxton	5.25	8-6	17/17	3	1/0	0	96.0	101	59	56	32	46	25	3	8	364	.277	7	9	4
Eric Brandon	5.77	3-3	22/14	1	1/1	1	83.2	90	52	49	16	55	10	3	9	329	.274	3	13	1
Cory Duffett	6.23	3-2	25/2	0	0/0	4	43.1	57	35	30	12	36	19	0	8	182	.313	5	4	1
Ken Clayton	7.46	1-3	23/0	0	0/1	2	25.1	25	21	21	16	41	10	0	1	99	.253	4	2	0
Brandon Channell	0.00	0-0	3/0	0	0/0	0	1.1	1	0	0	0	0	0	0	0	5	.200	0	0	0
Reid Price	1.88	0-0	12/1	0	0/0	0	14.1	11	4	3	10	7	2	1	0	49	.224	0	0	0
Lee Carter	2.77	1-0	11/0	0	0/1	0	13.0	10	5	4	4	5	1	0	0	47	.213	0	0	0
Kyle Hudlow	7.71	0-0	2/0	0	0/0	0	2.1	2	2	2	3	3	0	0	1	8	.250	1	0	0
Sean Jones	7.88	1-0	7/0	0	0/0	0	8.0	15	8	7	3	6	5	1	0	35	.429	0	0	1
TOTALS	4.85	34-26	60/60	5	4/1	9	525.1	564	324	283	165	361	120	14	53	2038	.277	29	47	9
OPPONENTS	5.43	26-34	60/60	3	1/1	11	519.0	639	399	313	215	356	128	7	41	2116	.302	45	41	18

4/13 * at Ole Miss 1-2 L
 4/14 * at Ole Miss 2-10 L
 4/16 * at Georgia Tech 4-10 L
 4/19 * MISS. STATE 7-5 W
 4/20 * MISS. STATE 1-12 L
 4/21 * MISS. STATE 19-7 W
 4/26 * at Alabama 6-8 L
 4/27 * at Alabama 5-6 L
 4/28 * at Alabama 0-7 L
 4/30 Troy State (M) 6-11 L
 5/3 * VANDERBILT 6-5 W
 5/4 * VANDERBILT 6-5 W
 5/5 * VANDERBILT [10] 7-6 W
 5/10 * GEORGIA 10-9 W
 5/11 * GEORGIA [11] 9-10 L
 5/12 * GEORGIA 8-7 W
 5/14 SOUTH ALABAMA 6-4 W
 5/17 * at Arkansas 5-18 L
 5/18 * at Arkansas [10] 7-3 W
 5/19 * at Arkansas 1-4 L
 5/22 # LSU 1-2 L
 5/23 # Arkansas 5-8 L
 5/31 ! Florida Atlantic 11-16 L
 6/1 ! at Alabama 3-6 L

SEC Tournament (Hoover, AL-17th)
 ! NCAA Regional (Tuscaloosa, AL-4th)

•AUBURN REGIONAL•				
Date	Opponent	Score	W/L	
2/7	VCU	5-4	W	
2/8	VCU	2-5	L	
2/9	VCU	5-0	W	
2/11	SAMFORD	10-1	W	
2/14	VIRGINIA	14-13	W	
2/15	VIRGINIA	5-3	W	
2/16	VIRGINIA	7-5	W	
2/18	SOUTH ALABAMA	3-17	L	
2/22	CLEMSON	8-1	W	
2/22	CLEMSON	8-11	L	
2/23	CLEMSON	7-3	W	
2/25	TROY STATE	5-1	W	
2/28	ELON	11-1	W	
3/1	ELON	3-1	W	
3/2	ELON	7-1	W	
3/4	at Samford	11-2	W	
3/7	at North Carolina	8-7	W	
3/8	at North Carolina	7-3	W	
3/9	at North Carolina	13-5	W	
3/11	GEORGIA TECH	2-4	L	
3/15	* TENNESSEE	3-2	W	
3/15	* TENNESSEE	6-9	L	
3/16	* TENNESSEE	3-2	W	
3/18	at Georgia Tech	7-5	W	
3/21	* at Kentucky	14-10	W	
3/22	* at Kentucky	10-3	W	
3/23	* at Kentucky	10-3	W	
3/28	* at Georgia [13]	4-3	W	
3/29	* at Georgia	6-3	W	
3/30	* at Georgia	6-7	L	
4/2	Troy State (M)	13-2	W	
4/4	* ALABAMA	10-2	W	
4/5	* ALABAMA	2-3	L	

2003 • 42-21, 18-12 SEC
Head Coach: Steve Renfro (2001-2004)

Player	AVG	GP/S	AB	R	H	2B	3B	HR	RBI	TB	SLG	BB	SO	GDP	OB%	SH/IF	SB-AT	
Tug Hulett	.373	63/63	249	52	93	25	2	2	39	128	.514	31	3	30	.6	.447	1/6	3-6
Janon Moran	.338	63/63	272	53	92	18	7	4	38	134	.500	11	4	35	.4	.372	1/4	26-31
Karl Aronite	.330	62/59	206	36	68	13	1	12	56	119	.578	33	4	35	.2	.427	3/0	0-1
Bobby Huddleston	.324	60/60	219	47	71	19	0	1	64	129	.589	31	8	33	.5	.418	5/0	1-1
Scott Schade	.310	63/63	239	40	74	17	3	2	35	103	.431	14	4	60	.3	.351	5/7	0-1
Sean Gamble	.300	61/61	243	47	73	8	3	3	33	96	.395	24	8	30	.5	.380	1/5	5-5
Clete Thomas	.297	63/63	256	41	76	10	4	2	27	100	.391	22	2	46	.2	.356	1/4	11-16
Josh Bell	.295	50/49	200	29	59	15	0	8	35	98	.490	11	2	47	.7	.338	0/0	1-1
Chuck Jeroloman	.224	62/62	219	30	49	10	1	3	36	70	.320	21	1	56	.3	.291	3/5	2-2
Derek Sain	.277	20/9	47	4	13	3	0	0	5	16	.340	1	1	13	.1	.300	1/0	0-0
Kyle Bohm	.250	28/9	44	5	11	0	0	0	1	2	.318	2	3	9	.1	.327	0/2	0-0
Josh Todd	.208	42/3	24	6	5	0	0	0	1	5	.208	2	2	8	0	.321	0/1	1-2
Doug Vines	.115	29/3	26	8	3	1	0	0	3	4	.154	7	1	7	0	.324	0/0	0-1
Lee White	.000	2/0	0	1	0	0	0	0	0	0	.000	1	0	0	0	1.000	0/0	0-0
Josh Sullivan	.000	1/0	0	0	0	0	0	0	0	0	.000	1	0	0	0	1.000	0/0	0-0



YEAR-BY-YEAR RESULTS & TEAM STATS

Table with columns: Date, Opponent, Score, W/L. Lists game results from 2/13 to 4/13.

2004 • 32-24, 12-18 SEC Head Coach: Steve Renfro (2001-2004). Player stats table with columns: Player, AVG, GP/S, AB, R, H, 2B, 3B, HR, RBI, TR, SLG, BB, SO, GDP, ORB%, SH/SE, SB-AT.

Table with columns: Date, Opponent, Score, W/L. Lists game results from 4/16 to 5/23.

•TALLAHASSEE REGIONAL• Table with columns: Date, Opponent, Score, W/L. Lists regional game results from 2/4 to 4/8.

2005 • 34-26, 13-17 SEC Head Coach: Tom Slatter (2005-2008). Player stats table with columns: Player, AVG, GP/S, AB, R, H, 2B, 3B, HR, RBI, TR, SLG, BB, SO, GDP, ORB%, SH/SE, SB-AT.

Table with columns: Date, Opponent, Score, W/L. Lists game results from 4/9 to 6/5.

! NCAA Tournament (Tallahassee, FL - 2nd)





YEAR-BY-YEAR RESULTS & TEAM STATS

Date	Opponent	Score	W/L
2/3	VMI	7-0	W
2/4	VMI	5-8	L
2/5	VMI	8-10	L
2/10	#6 FLORIDA STATE	5-2	W
2/11	#6 FLORIDA STATE	3-8	L
2/17	HOFSTRA [10]	9-8	W
2/18	HOFSTRA	8-3	W
2/19	HOFSTRA	5-2	W
2/21	TROY [10]	5-4	W
2/24	ELON	2-10	L
2/26	ELON	2-3	L
2/26	ELON	13-3	W
2/28	DAVIDSON	8-6	W
3/3	at #17 Arizona State	2-14	L
3/4	at #17 Arizona State	3-12	L
3/5	at #17 Arizona State	1-8	L
3/10	BIRMINGHAM SOUTH.	1-6	L
3/11	BIRMINGHAM SOUTH.	4-2	W
3/12	BIRMINGHAM SOUTH.	1-7	L
3/14	APPALACHIAN STATE	7-2	W
3/17	* #9 SO. CAROLINA [12]	8-2	L
3/18	* #9 SOUTH CAROLINA	3-7	L
3/19	* #9 SOUTH CAROLINA	7-1	W
3/21	SAMFORD	6-4	W
3/24	* at Vanderbilt	0-2	L
3/25	* at Vanderbilt	1-9	L
3/26	* at Vanderbilt	2-5	L
3/28	at Troy	7-12	L
3/31	* #20 KENTUCKY	7-8	L
4/1	* #20 KENTUCKY	5-1	W
4/2	* #20 KENTUCKY	12-6	W
4/4	vs. Samford (Hvr)	4-5	L
4/8	* at Ole Miss	2-14	L
4/8	* at Ole Miss	6-2	W
4/9	* at Ole Miss	1-12	L

2006 • 22-34, 9-21 SEC
Head Coach: Tom Slatter (2005-2008)

Player	AVG	GP/S	AB	R	H	2B	3B	HR	RBI	TB	SLG	BB	SO	GDP	OB%	SH/SF	SB-AT
Mike Bianucci	.359	45/45	181	27	65	13	0	8	31	102	.564	9	6	47	1	.400	4/0
Tyler Johnstone	.332	56/56	229	43	76	10	1	1	29	91	.397	34	4	28	2	.424	2/5
Russell Dixon	.313	54/51	198	24	62	19	0	6	31	93	.470	14	7	40	2	.379	0/1
Andy Bennett	.287	55/55	209	24	60	14	0	4	48	92	.440	11	12	35	5	.353	3/1
Luke Greinke	.286	33/32	112	8	32	1	0	1	17	36	.321	9	2	16	1	.347	1/10
Josh Donaldson	.276	56/56	228	39	63	16	1	10	42	111	.487	15	5	41	9	.331	3/1
Justin Bristow	.255	53/53	196	22	50	8	0	0	13	58	.296	12	4	45	8	.310	1/1
Jeff Boutwell	.231	52/50	169	33	39	10	3	2	17	61	.361	21	8	39	2	.343	0/5
Bruce Edwards	.225	43/35	120	26	27	2	1	1	7	34	.283	17	8	28	1	.359	0/3
Jonathan Rasberry	.268	20/14	41	5	11	2	0	0	4	13	.317	4	1	6	1	.348	0/3
Ben Jones	.226	20/4	31	3	7	2	0	0	2	9	.290	3	0	8	0	.294	0/0
Josh Stapleton	.224	31/16	67	10	15	3	0	0	2	18	.269	6	1	11	2	.297	0/0
Derek Sain	.214	31/7	42	7	9	1	0	1	2	13	.310	5	1	14	1	.313	0/0
Ryan Jenkins	.200	14/6	25	1	5	1	0	0	2	6	.240	1	1	6	1	.259	0/1
Philip Stinger	.173	25/15	52	6	9	1	0	0	4	10	.192	6	1	17	2	.267	1/0
Ryan Stanley	.150	17/8	40	4	6	1	0	1	4	10	.250	4	0	13	1	.227	0/0
Garrett Maines	.000	4/1	5	1	0	0	0	0	0	0	.000	3	0	3	0	.375	0/0
Tavis Coleman	.000	2/0	0	0	0	0	0	0	0	0	.000	0	0	0	0	.000	0/0
TOTALS	.276	56/56	1945	283	536	104	6	35	255	757	.389	174	61	397	39	.351	15/31
OPPONENTS	.288	56/56	1952	354	562	122	14	40	315	832	.426	214	51	375	33	.369	23/33

Player	FRA	W-L	G/GS	CG	SHO	SV	IP	H	R	ER	BB	SO	2B	3B	HR	BF	Avg	WP	HB	KB
Johnny Thompson	2.95	1-1	28/0	0	0/0	2	39.2	29	19	13	15	37	7	0	3	137	.212	3	3	1
Luke Greinke	3.76	0/0	17/1	0	0/1	6	26.1	30	17	11	9	17	7	2	2	110	.273	2	5	0
Evan Crawford	4.35	5-8	15/15	0	0/0	0	78.2	87	48	38	40	55	14	1	3	311	.280	5	3	3
Clarence Nicely	4.35	1-1	15/4	0	0/1	0	31.0	29	17	15	15	27	2	0	0	117	.248	2	4	1
Andy Bennett	4.91	3-1	21/0	0	0/0	0	47.2	52	27	26	17	40	14	1	3	184	.283	11	3	0
Paul Burnside	4.91	2-3	18/2	0	0/0	0	44.0	40	27	24	25	31	13	1	6	165	.242	4	5	1
Bryan Woodall	5.44	1-4	20/6	0	0/0	0	44.2	57	37	27	9	37	17	3	4	185	.308	3	4	1
Chris Dennis	6.36	3-7	15/14	0	0/1	0	63.2	74	57	45	35	39	17	4	6	246	.301	5	11	0
Brett Butts	6.40	3-6	15/13	0	0/0	0	64.2	90	59	46	25	42	17	2	9	276	.326	8	7	3
Peter Wiggins	6.44	3-3	25/1	0	0/0	1	43.1	55	38	31	20	41	12	0	4	171	.322	9	6	2
Andrew Hall	0.00	0/0	4/0	0	0/0	0	4.2	2	0	0	0	4	0	0	0	15	.133	0	0	0
Ted Bryant	5.40	0/0	4/0	0	0/0	0	3.1	8	3	2	0	3	1	0	0	18	.444	0	0	0
Brandon Teague	6.75	0/0	1/0	0	0/0	0	1.1	4	1	1	0	1	0	0	0	8	.500	0	0	0
Grant Cardwell	21.60	0/0	3/0	0	0/0	0	1.2	5	4	4	4	1	1	0	0	9	.556	2	0	0
TOTALS	5.15	22-34	56/56	0	1/1	9	494.2	562	354	283	214	375	122	14	40	1952	.288	54	51	12
OPPONENTS	4.32	34-22	56/56	2	1/0	14	493.2	536	283	237	174	397	104	6	35	1945	.276	33	61	10

4/11	at South Alabama	3-2	W
4/14	* #8 MISSISSIPPI STATE	9-4	W
4/15	* #8 MISSISSIPPI STATE	10-17	L
4/16	* #8 MISSISSIPPI STATE	7-3	W
4/19	vs. #29 Troy (M)	6-7	L
4/21	at Florida	9-6	W
4/22	* at Florida	1-4	L
4/23	* at Florida	5-4	W
4/25	MERCER	18-1	W
4/28	* at #6 Alabama [10]	5-6	L
4/29	* at #6 Alabama	7-6	W
4/30	* at #6 Alabama	1-9	L
5/5	* #28 LSU	3-4	L
5/6	* #28 LSU	3-5	L
5/7	* #28 LSU	2-8	L
5/12	* #16 GEORGIA	7-10	L
5/13	* #16 GEORGIA	3-4	L
5/14	* #16 GEORGIA	4-9	L
5/18	* at #15 Arkansas	3-6	L
5/19	* at #15 Arkansas	5-10	L
5/20	* at #15 Arkansas	2-11	L

Date	Opponent	Score	W/L
2/9	HOFSTRA	17-0	W
2/10	HOFSTRA	11-7	W
2/11	HOFSTRA	10-5	W
2/14	LIPSCOMB [12]	3-4	L
2/16	UNC GREENSBORO	9-2	W
2/17	UNC GREENSBORO	4-2	W
2/18	UNC GREENSBORO	4-1	W
2/20	TROY	11-3	W
2/23	@ vs. Jacksonville	7-6	W
2/24	@ vs. Michigan State	11-6	W
2/25	@ at South Alabama	20-5	W
2/27	SAMFORD	4-1	W
3/2	#10 ARIZONA STATE	2-8	L
3/3	#10 ARIZONA STATE	11-8	W
3/4	#10 ARIZONA STATE	7-6	W
3/6	DAVIDSON	10-4	W
3/9	PURDUE	4-3	W
3/10	PURDUE	11-0	W
3/11	PURDUE	12-6	W
3/13	#30 VMI	3-7	L
3/14	#30 VMI	10-8	W
3/16	* at Georgia	3-4	L
3/17	* at Georgia	2-3	L
3/18	* at Georgia	2-6	L
3/23	* FLORIDA [10]	7-8	L
3/24	* FLORIDA	9-12	L
3/25	* FLORIDA	3-10	L
3/27	* at Mercer	5-1	W
3/30	* #13 OLE MISS	2-4	L
3/31	* #13 OLE MISS	4-7	L
4/1	* #13 OLE MISS	3-2	W
4/3	SOUTH ALABAMA	5-2	W
4/6	* at LSU	6-1	W
4/7	* at LSU	7-0	W
4/8	* at LSU	1-10	L

2007 • 31-25, 10-20 SEC
Head Coach: Tom Slatter (2005-2008)

Player	AVG	GP/S	AB	R	H	2B	3B	HR	RBI	TB	SLG	BB	SO	GDP	OB%	SH/SF	SB-AT
Josh Donaldson	.349	55/55	215	63	75	19	0	11	54	127	.591	38	3	27	3	.444	5/1
Joseph Sanders	.333	45/36	132	29	44	14	0	3	33	67	.508	15	4	28	1	.406	4/3
Bruce Edwards	.328	52/50	201	53	66	5	2	0	19	75	.373	37	8	42	3	.448	2/5
Mike Bianucci	.326	47/46	175	46	57	11	1	14	51	112	.640	29	4	33	1	.427	3/2
Luke Greinke	.314	53/52	210	41	66	6	0	1	36	75	.357	26	6	33	4	.400	3/2
Andy Bennett	.297	42/32	128	20	38	8	0	1	26	49	.383	14	9	14	2	.396	3/1
Ross Smith	.288	52/51	184	27	53	12	1	2	23	73	.397	12	11	48	3	.364	2/0
Robert Brooks	.281	56/56	217	37	61	11	1	2	36	80	.369	17	16	47	3	.375	1/2
Dustin Sprull	.278	32/26	97	17	27	4	0	1	18	34	.351	13	1	23	1	.366	1/0
Eric Skinner	.203	45/39	133	19	27	7	1	1	21	39	.293	6	0	24	1	.234	2/13
Philip Stinger	.198	41/24	96	12	19	3	0	1	9	25	.260	10	1	25	2	.278	1/6
Ryan Jenkins	.319	27/14	69	9	22	1	0	1	8	26	.377	4	0	21	1	.356	0/0
Ben Jones	.279	35/10	61	7	17	1	0	0	7	18	.295	6	1	10	1	.343	2/2
Justin Bristow	.217	8/5	23	3	5	1	0	0	1	6	.261	1	0	7	2	.250	0/0
Ryan Stanley	.167	14/8	30	7	5	1	0	0	7	6	.200	5	0	10	2	.286	0/0
Josh Stapleton	.143	7/0	7	3	1	0	0	0	1	1	.143	1	1	2	0	.333	0/0
Tavis Coleman	.000	5/0	0	2	0	0	0	0	0	0	.000	0	0	0	0	.000	0/0
TOTALS	.295	56/56	1978	395	583	104	6	38	350	813	.411	234	65	394	30	.382	29/37
OPPONENTS	.275	56/56	<														



YEAR-BY-YEAR RESULTS & TEAM STATS

Table with columns: Date, Opponent, Score, W/L. Rows include games from 2/22 to 4/11 against various opponents like East Tenn. State, Florida State, Davidson, VMI, Mercer, Kentucky, Tennessee, Georgia State, Miss. Valley State, and South Carolina.

2008 • 28-28, 11-19 SEC. Head Coach: Tom Slatter (2005-2008). Player statistics table with columns: Player, AVG, GP/S, AB, R, H, 2B, 3B, HR, RBI, TB, SLG, BB, HB, SO, GDP, OBP%, SH/SF, SB-AT. Includes totals and opponents.

Continuation of 2008 season results with columns: Date, Opponent, Score, W/L. Rows include games from 4/12 to 5/17 against South Carolina, Alabama, Vanderbilt, Mississippi State, Ole Miss, LSU, and Troy.

Table with columns: Date, Opponent, Score, W/L. Rows include games from 2/20 to 4/12 against opponents like Elon, Lipscomb, Florida State, Davidson, Brown, Arkansas, Georgia Southern, and Florida.

2009 • 31-25, 11-19 SEC. Head Coach: John Pawlowski (2009-13). Player statistics table with columns: Player, AVG, GP/S, AB, R, H, 2B, 3B, HR, RBI, TB, SLG, BB, HB, SO, GDP, OBP%, SH/SF, SB-AT. Includes totals and opponents.

Continuation of 2009 season results with columns: Date, Opponent, Score, W/L. Rows include games from 4/14 to 5/16 against South Carolina, Alabama, Tennessee, Mississippi State, Ole Miss, Kentucky, Georgia Southern, and Alabama.





YEAR-BY-YEAR RESULTS & TEAM STATS

**•SEC WEST CHAMPIONS•
•AUBURN REGIONAL•**

Date	Opponent	Score	W/L
2/19	SE MISSOURI	8-13	L
2/20	SE MISSOURI (10)	9-8	W
2/21	SE MISSOURI	6-1	W
2/26	% BOSTON COLLEGE (10)	6-5	W
2/27	% MISSOURI	7-11	L
2/28	% FLORIDA ATLANTIC	17-4	W
3/3	DAVIDSON-1	7-6	W
3/3	DAVIDSON-2	7-6	W
3/5	MIAMI (OHIO)	14-9	W
3/6	MIAMI (OHIO)	13-5	W
3/7	MIAMI (OHIO)	5-4	W
3/12	at #2 Arizona State	8-9	L
3/13	at #2 Arizona State	7-16	L
3/14	at #2 Arizona State	3-8	L
3/16	ALABAMA A&M	11-1	W
3/17	ALABAMA A&M	18-0	W
3/19	* at Georgia	20-3	W
3/20	* at Georgia	4-3	W
3/21	* at Georgia	19-3	W
3/23	at Sanford	10-3	W
3/24	vs. Alabama (M)	8-6	W
3/26	* #14 S. CAROLINA	5-11	L
3/27	* #14 S. CAROLINA	0-2	L
3/28	* #14 S. CAROLINA	10-6	W
3/31	at Troy	4-5	L
4/2	* at #23 Alabama	5-10	L
4/3	* at #23 Alabama	5-6	L
4/4	* at #23 Alabama	7-1	W
4/6	GEORGIA STATE	22-7	W
4/7	SOUTH ALABAMA	6-2	W
4/9	* #3 LSU	10-14	L
4/10	* #3 LSU	11-7	W
4/11	* #3 LSU	6-5	W
4/14	NEW ORLEANS	13-1	W

**2010 • 43-21, 20-10 SEC
Head Coach: John Pawlowski (2009-13)**

Player	AVG	GP/S	AB	R	H	2B	3B	HR	RBI	TB	SIG	BB	SO	GDP	OB%	SH/SE	SB-AT	
Hunter Morris	.386	64/64	272	66	105	18	5	23	76	202	.743	26	12	50	0	.455	4/1	6-8
Trent Mumme	.366	36/34	153	46	56	15	0	17	54	122	.797	15	4	18	5	.434	1/4	8-9
Ryan Jenkins	.365	53/48	178	36	65	14	0	7	38	100	.562	15	2	37	7	.418	1/7	2-5
Don Gamache	.365	57/52	189	51	69	15	1	8	37	110	.582	24	3	23	3	.442	1/5	7-9
Justin Froedjous	.358	55/46	193	52	69	8	1	3	33	88	.456	18	6	31	5	.417	6/10	14-21
Brian Fletcher	.357	61/61	252	62	90	17	1	22	75	175	.694	23	9	67	4	.427	2/0	4-7
Tony Caldwell	.349	57/49	189	42	66	8	0	10	41	104	.550	17	9	48	4	.414	7/6	6-10
Casey McElroy	.325	56/55	209	47	68	11	0	9	43	106	.507	28	5	28	10	.409	5/4	1-6
Justin Bryant	.323	33/26	99	27	32	4	1	5	32	53	.535	17	8	14	1	.452	2/5	0-1
Justin Hargett	.316	55/54	209	46	66	15	1	2	32	89	.426	16	8	49	0	.381	3/9	6-8
Kevin Patterson	.315	49/33	124	34	39	6	2	16	33	97	.782	21	2	40	3	.419	1/0	0-0
Creede Simpson	.308	49/35	159	42	49	11	2	5	31	79	.497	20	4	34	1	.395	2/4	6-8
Caleb Bowen	.529	23/2	17	3	9	0	0	1	5	12	.706	2	0	2	0	.579	0/0	0-0
Wes Gilmer	.341	50/16	82	22	28	3	0	0	13	37	.451	16	1	22	1	.441	3/3	1-2
Patrick Savage	.333	9/0	9	2	3	2	0	0	1	1	.889	1	0	2	2	.400	0/0	0-0
Mitchell Self	.286	15/0	7	5	2	1	0	0	4	3	.429	0	0	0	0	.286	0/0	0-0
Jordan Neese	.000	4/1	3	1	0	0	0	0	1	0	.000	2	0	0	0	.400	0/0	0-0
TOTALS	.348	64/64	2344	584	816	148	14	131	549	1385	.591	261	73	465	46	.423	38/58	61-94
OPPONENTS	.278	64/64	2288	386	636	117	4	62	345	947	.414	220	58	484	38	.353	21/34	53-74

Player	FRA	W-L	G/GS	CG	SHO	SV	IP	H	R	ER	BB	SO	2B	3B	HR	BF	Avg	WP	HB	KB
Austin Hubbard	2.44	6-2	26/0	0	0	10	48.0	44	22	13	23	60	7	0	2	184	.239	11	4	1
Grant Dayton	4.36	8-3	16/15	1	0	0	95.0	101	52	46	19	69	24	0	13	376	.269	1	6	1
Slade Smith	4.65	4-0	18/6	0	0	0	60.0	73	38	31	14	42	8	1	2	246	.297	7	8	0
Cole Nelson	5.64	6-3	18/15	1	0	0	68.2	76	46	43	30	67	16	0	6	275	.276	9	7	0
Cory Luckie	5.91	6-4	19/15	1	0	0	70.0	81	49	46	23	57	16	1	10	283	.286	3	5	1
Chris O'Neil	0.00	0-0	2/0	0	0	0	2.0	0	0	0	0	1	0	0	0	5	.000	1	1	0
Sean Ray	3.72	2-3	26/0	0	0	0	36.1	29	23	15	21	33	6	0	3	134	.216	2	2	0
Michael Hurst	4.20	2-1	18/0	0	0	2	30.0	30	18	14	13	30	6	0	1	122	.246	1	4	0
Dexter Price	4.39	3-0	5/5	0	0	0	26.2	33	15	13	9	14	3	0	1	106	.311	3	1	0
Garrett Bush	4.50	0-0	4/0	0	0	0	4.0	3	4	2	2	6	0	0	1	15	.200	2	1	0
Bradley Hendrix	5.35	4-2	22/0	0	0	1	33.2	48	29	20	14	28	7	0	5	144	.333	8	6	0
Zach Blatt	5.40	1-0	20/0	0	0	1	33.1	42	26	20	11	24	5	0	4	139	.302	1	7	0
Stephen Kahdenren	6.49	1-0	17/2	0	0	2	26.1	25	20	19	15	23	6	1	5	100	.250	0	3	0
Jon Luke Jacobs	7.22	0-3	10/6	0	0	0	33.2	42	34	27	23	24	8	0	8	136	.309	2	3	0
Ty Kelley	9.64	0-0	4/0	0	0	0	4.2	5	6	5	3	6	3	0	1	19	.263	3	0	0
Justin Bryant	99.00	0-0	1/0	0	0	0	0.0	4	4	4	4	0	7	1	0	4	1.000	1	0	0
TOTALS	5.00	43-21	64/64	3	2	16	572.1	636	386	318	220	484	117	4	62	2288	.278	55	58	4
OPPONENTS	8.34	21-43	64/64	4	1	7	554.2	816	584	514	261	465	148	14	131	2344	.348	72	73	9

4/16	* at #18 Vanderbilt	6-11	L
4/17	* at #18 Vanderbilt	12-2	W
4/18	* at #18 Vanderbilt	2-3	L
4/20	TROY	16-3	W
4/23	* KENTUCKY	13-6	W
4/24	* KENTUCKY	7-8	L
4/25	* KENTUCKY	6-5	W
4/27	SAMFORD	11-4	W
4/30	* at #7 Arkansas	4-9	L
5/1	* at #7 Arkansas	8-7	W
5/2	* at #7 Arkansas	13-2	W
5/7	* MISSISSIPPI STATE	9-6	W
5/8	* MISSISSIPPI STATE	16-14	W
5/9	* MISSISSIPPI STATE	11-8	W
5/11	at South Alabama (11)	9-10	L
5/14	* TENNESSEE	3-9	L
5/15	* TENNESSEE	18-0	W
5/16	* TENNESSEE	9-2	W
5/18	JACKSONVILLE ST	9-7	W
5/20	* at #17 Ole Miss	5-3	W
5/21	* at #17 Ole Miss	18-4	W
5/22	* at #17 Ole Miss	11-1	W
5/26	# Alabama	1-7	L
5/27	* #7 S. Carolina (12)	3-1	W
5/28	# #21 Ole Miss (10)	7-10	L
6/4	! JACKSONVILLE ST	9-7	W
6/5	! #16 CLEMSON	2-5	L
6/6	! SOUTHERN MISS	17-8	W
6/6	! #16 CLEMSON	11-10	W
6/7	! #16 CLEMSON	7-13	L

% - Auburn Classic (Auburn, AL)
- SEC Tournament (Hoover, AL)
! - NCAA Regional (Auburn, AL)
* - SEC Game | Home games in ALL

Date	Opponent	Score	W/L
2/18	^ARKANSAS STATE	12-5	W
2/19	^#13 VIRGINIA	2-13	L
2/20	^UAB	6-0	W
2/22	JACKSONVILLE STATE	9-4	W
2/25	RADFORD (13)	6-8	L
2/26	RADFORD	3-2	W
2/27	RADFORD	2-0	W
3/1	BETHUNE-COOKMAN	9-2	W
3/2	BETHUNE-COOKMAN	2-5	L
3/4	% vs. New York Tech	6-3	W
3/5	% #18 Col. of Charleston	7-4	W
3/6	% vs. Western Kentucky	13-8	W
3/8	MEMPHIS	6-2	W
3/11	#7 ARIZONA STATE	7-8	L
3/12	#7 ARIZONA STATE	5-9	L
3/13	#7 ARIZONA STATE	10-8	W
3/15	vs. Alabama (M)	2-1	W
3/18	* #9 ARKANSAS (11)	5-6	L
3/19	* #9 ARKANSAS	9-5	W
3/20	* #9 ARKANSAS	8-7	W
3/22	at Jacksonville State	4-5	L
3/25	* at Mississippi State	6-7	L
3/26	* at Mississippi State	8-15	L
3/27	* at Mississippi State	0-5	L
3/29	#21 TROY	6-1	W
4/1	* #1 VANDERBILT	6-11	L
4/2	* #1 VANDERBILT	2-11	L
4/3	* #1 VANDERBILT	2-6	L
4/5	at #20 Troy	6-14	L
4/8	* at Kentucky	12-9	W
4/9	* at Kentucky	15-8	W
4/10	* at Kentucky	8-2	W
4/15	* at #21 LSU	8-7	W
4/16	* at #21 LSU	3-1	W
4/17	* at #21 LSU	2-3	L
4/19	SOUTH ALABAMA	1-7	L
4/21	* OLE MISS	6-3	W
4/22	* OLE MISS	7-10	L

**2011 • 29-29, 14-16 SEC
Head Coach: John Pawlowski (2009-13)**

Player	AVG	GP/S	AB	R	H	2B	3B	HR	RBI	TB	SIG	BB	SO	GDP	OB%	SH/SE	SB-AT	
Casey McElroy	.372	58/58	234	46	87	18	0	9	53	132	.564	21	7	30	1	.429	6/2	1-2
Tony Caldwell	.332	55/54	190	37	63	13	1	7	44	99	.521	30	9	32	3	.445	0/4	5-9
Justin Froedjous	.316	57/56	215	40	68	11	1	3	20	90	.419	20	5	41	2	.381	4/8	5-11
Don Gamache	.299	53/53	194	35	58	13	2	5	29	90	.464	30	8	33	4	.414	0/3	2-2
Justin Hargett	.297	55/49	192	31	57	8	1	0	23	67	.349	16	1	41	0	.352	1/3	7-12
Cullen Wacker	.287	50/30	115	18	33	4	0	1	18	40	.348	18	6	15	3	.404	2/4	3-5
Wes Gilmer	.284	58/47	183	24	52	10	0	0	34	62	.339	17	6	32	3	.361	2/9	3-4
Kevin Patterson	.277	57/54	195	26	54	16	1	0	8	43	.482	29	2	56	1	.370	4/0	0-0
Creede Simpson	.254	56/55	189	30	48	15	1	3	17	74	.392	19	2	36	2	.324	3/6	8-10
Tyler Dial	4.00	5/0	5	0	2	0	0	0	1	2	.400	0	0	0	0	.400	0/0	0-0
Bobby Andrews	3.96	35/11	53	11	21	1	0	0	6	24	.453	0	7	11	1	.467	0/3	6-9



YEAR-BY-YEAR RESULTS & TEAM STATS

Table with columns: Date, Opponent, Score, W/L. Lists game results from 2/17 to 4/15.

2012 • 31-28, 13-17 SEC

Head Coach: John Pawlowski (2009-13)

Player statistics table for 2012 season. Columns include AVG, GP/S, AB, R, H, 2B, 3B, HR, RBI, TB, SLG, BB, SO, GDP, OBP%, SH/SE, SB-AT.

Player statistics table for 2012 season. Columns include ERA, W-L, G/GS, CG, SHO, SV, IP, H, R, ER, BB, SO, 2B, 3B, HR, BF, Avg, WP, HB, BK.

Table with columns: Date, Opponent, Score, W/L. Lists game results from 4/17 to 5/24.

A - Auburn Tournament (Auburn, AL)
- SEC Tournament (Hoover, AL)
* - SEC Game | Home games in ALL

Table with columns: Date, Opponent, Score, W/L. Lists game results from 2/15 to 4/10.

2013 • 33-23, 13-17 SEC

Head Coach: John Pawlowski (2009-13)

Player statistics table for 2013 season. Columns include AVG, GP/S, AB, R, H, 2B, 3B, HR, RBI, TB, SLG, BB, SO, GDP, OBP%, SH/SE, SB-AT.

Player statistics table for 2013 season. Columns include ERA, W-L, G/GS, CG, SHO, SV, IP, H, R, ER, BB, SO, 2B, 3B, HR, BF, Avg, WP, HB, BK.

Table with columns: Date, Opponent, Score, W/L. Lists game results from 4/12 to 5/21.

A - Auburn Tournament (Auburn, AL)
- SEC Tournament (Hoover, AL)
* - SEC Game | Home games in ALL





YEAR-BY-YEAR RESULTS & TEAM STATS

Date	Opponent	Score	W/L
2/14	* Indiana State	4-0	W
2/15	* Ohio State	0-1	L
2/16	* Connecticut	7-3	W
2/19	ALABAMA STATE	3-9	L
2/21	! ARKANSAS-PINE BLUFF	2-1	W
2/22	! CALIFORNIA	0-5	L
2/23	! EAST TENNESSEE STATE	2-3 (10)	L
2/25	ALABAMA A&M	7-3	W
2/28	PRESBYTERIAN	6-10	L
3/1	PRESBYTERIAN	3-0	W
3/2	PRESBYTERIAN	12-5	W
3/4	Alabama	3-4	L
3/7	MERCER	9-5	W
3/8	MERCER	4-1	W
3/9	MERCER	6-5	W
3/11	at Kennesaw State	6-1	W
3/12	ALABAMA STATE	6-5	W
3/14	* TEXAS A&M	4-0	W
3/15	* TEXAS A&M-1	5-2	W
3/15	* TEXAS A&M-2	0-9	L
3/18	COPPIN STATE	10-0	W
3/19	COPPIN STATE	13-0	W
3/21	* at Tennessee	3-2	W
3/22	* at Tennessee	4-2	W
3/23	* at Tennessee	6-8	L
3/25	* KENNESAW STATE	10-5	W
3/27	* MISSOURI	3-4	L
3/28	* MISSOURI	2-4	L
3/29	* MISSOURI	7-3	W
4/1	SAMFORD	1-8	L
4/4	* at Ole Miss	5-8 (13)	L
4/5	* at Ole Miss-1	0-6	L
4/5	* at Ole Miss-2	1-5	L
4/8	TROY	6-0	W
4/11	* at Alabama	2-1	W

2014 • 28-28, 10-20 SEC

Head Coach: Sunny Galloway (2014-15)

Player	AVG	GP/S	AB	R	H	2B	3B	HR	RBI	TB	SIG	BB	HBP	SO	GDP	OB%	SH/SF	SB-AT
Jordan Ebert	.353	55/52	204	28	72	5	1	0	29	79	387	12	1	26	5	.385	49	9-15
Danek Tomsoha	.313	54/53	176	37	55	8	0	5	29	78	443	26	15	23	5	.436	32	4-5
Yvan Tello	.306	53/53	183	30	56	6	1	3	18	73	399	16	9	24	3	.386	27	13-19
Daniel Robert	.281	45/39	121	12	34	5	1	1	12	44	364	17	0	23	1	.370	0	2-2
Blake Austin	.268	55/51	183	19	49	11	0	3	31	69	377	15	8	30	3	.344	31	4-8
Damon Hoecker	.259	56/56	189	24	49	4	0	0	17	53	280	35	13	32	1	.404	37	11-18
Dan Glevenyak	.256	50/43	156	22	40	6	3	1	16	55	353	18	11	23	4	.371	1-5	14-16
Arnernee Grier	.255	47/38	149	16	38	8	0	1	11	49	329	12	4	24	1	.325	1-5	7-15
Keegan Thompson	.244	37/33	123	13	30	3	1	0	13	35	285	4	1	21	2	.273	0	3-11
Rocky McCord	1.000	1-0	1	0	1	0	0	0	0	1	1.000	0	0	0	0	1.000	0	0-0
Brett Binning	.348	16/10	23	5	8	0	0	0	2	8	348	2	0	2	1	.400	0	2-1
Blake Logan	.256	42/17	86	9	22	3	0	1	17	28	326	10	2	15	5	.343	1-1	0-0
Sam Gillikin	.214	24/15	56	5	12	5	0	0	4	17	304	6	1	14	1	.302	0	1-1
Connor Short	.211	36/25	95	6	20	1	0	0	8	21	221	7	3	13	2	.283	1-4	9-10
Patrick Savage	.167	3-2	6	0	1	0	0	0	1	1.67	0	1	2	0	0	.286	0	0-0
J.J. Shaffer	.160	40/10	50	8	8	0	2	0	2	12	240	3	4	14	1	.263	0	4-5
Jackson Burgence	.091	21/7	22	1	2	0	0	3	2	091	7	3	7	2	0	.375	0	2-3
Dylan Smith	.000	7-1	10	0	0	0	0	0	0	0.00	2	0	4	0	0	.167	0	0-0
Hunter Kelley	.000	4-0	3	0	0	0	0	0	0	0.00	0	1	0	0	0	.000	0	0-0
Terrance Dedrick	.000	2-0	2	0	0	0	0	0	0	0.00	0	0	0	0	0	.000	0	0-0
TOTALS	.270	56-56	1838	235	497	65	8	15	212	625	340	192	37	360	37	.360	19-51	80-119
OPPONENTS	.254	56-56	1897	228	482	83	8	14	201	623	328	167	37	333	42	.324	15-45	32-55

Player	ERA	W-L	G/5	CG	SHO	SV	IP	H	R	ER	BB	SO	2B	3B	HR	Avg	WP	HB	BK
Keegan Thompson	2.01	5-3	14-12	2	0	1	89.2	61	23	20	23	73	11	0	0	0.192	5	3	0
Dillon Ortmann	2.70	9-5	15-15	2	1	0	100.0	95	36	30	16	62	17	0	3	0.247	1	4	0
Justin Camp	4.01	1-5	13-6	0	2	1	42.2	41	24	19	10	29	7	2	1	0.246	2	3	0
Michael O'Neal	4.29	3-6	17-12	0	2	0	71.1	77	38	34	29	29	15	1	3	0.285	1	6	0
Cole Lipscomb	0.00	0-0	2-0	0	0	0	1.0	0	0	0	1	1	0	0	0	0.000	0	1	0
Jacob Milliman	1.62	0-0	11-1	0	0	0	16.2	12	6	3	8	15	1	0	1	0.200	4	0	1
Robby Clements	3.27	0-0	7-0	0	0	0	11.0	13	6	4	5	3	3	0	0	0.298	2	0	0
Jay Wade	3.28	4-2	22-0	0	0	0	35.2	31	16	13	6	24	4	1	1	0.295	0	5	2
Trey Wingenter	3.33	1-1	13-4	0	0	0	24.1	31	14	9	9	22	7	0	0	0.301	6	4	0
Rocky McCord	3.38	0-0	5-0	0	0	0	2.2	2	1	1	4	5	0	0	0	0.222	1	4	0
Trey Cochran-Gill	3.41	0-2	28-0	0	0	0	34.1	42	16	13	9	20	6	1	0	0.313	5	3	0
Daniel Koger	3.92	2-0	13-3	0	0	0	20.2	19	10	9	8	16	4	1	1	0.247	4	0	0
Terrance Dedrick	4.85	2-3	23-1	0	0	4	26.0	32	17	14	16	21	5	2	0	0.314	2	0	0
Kevin Davis	5.40	1-0	3-2	0	0	0	5.0	3	3	3	3	10	2	1	0	0.231	1	0	0
Reid Carter	5.51	0-0	11-0	0	0	0	16.1	19	13	10	7	6	2	0	2	0.292	5	2	0
Ryan Tello	8.31	0-1	3-0	0	0	0	4.1	4	5	4	6	5	0	0	1	0.250	0	0	0
TOTALS	3.34	28-28	56-56	4	5	8	501.2	482	228	186	167	333	83	8	14	.254	39	37	4
OPPONENTS	3.60	28-28	56-56	3	7	11	492.1	497	235	197	192	298	65	9	15	.270	19	76	9

Date	Opponent	Score	W/L
4/12	* at Alabama	1-4	L
4/13	* at Alabama	3-4	L
4/15	* at Samford	6-7	L
4/19	* SOUTH CAROLINA-1	4-2	W
4/19	* SOUTH CAROLINA-2	2-3	L
4/20	* SOUTH CAROLINA	3-4	L
4/22	SOUTH ALABAMA	6-1	W
4/25	* at Arkansas-2	2-1	W
4/26	* at Arkansas-1	3-4 (10)	L
4/26	* at Arkansas-2	7-2	W
5/2	* MISSISSIPPI STATE	0-3	L
5/3	* MISSISSIPPI STATE	0-3	L
5/4	* MISSISSIPPI STATE	1-12	L
5/6	BETHUNE-COOKMAN	9-1	W
5/9	* at Kentucky	3-6	L
5/10	* at Kentucky	8-1	W
5/11	* at Kentucky	5-6 (10)	L
5/13	UAB	6-5	W
5/15	* LSU	0-10	L
5/16	* LSU	3-11	L
5/17	* LSU	1-8	L

! - Snowbird Classic (Port Charlotte, Fla.)

! - Tiger Classic (Auburn, Ala.)

* - SEC Game | Home games in ALL

TALLAHASSEE REGIONAL

Date	Opponent	Score	W/L
2/13	BINGHAMTON	2-0	W
2/14	BINGHAMTON	5-11	L
2/15	BINGHAMTON	13-2	W
2/17	at South Alabama	4-7	L
2/18	ALABAMA STATE	7-5	W
2/21	RADFORD-1	3-2 (10)	L
2/21	RADFORD-2	6-1	W
2/22	RADFORD	6-0	W
2/24	* #27 GEORGIA TECH	7-1	W
2/27	* JACKSONVILLE STATE	6-4	W
2/28	* #10 OKLAHOMA STATE	9-2	W
3/1	* JACKSONVILLE STATE	9-10	L
3/3	vs. #28 Alabama (Montgomery)	5-3	W
3/6	XAVIER	7-2	W
3/7	XAVIER	3-2 (11)	W
3/8	XAVIER	10-6	W
3/10	SAMFORD	0-7	L
3/13	* at #6 Texas A&M	2-6	L
3/14	* at #6 Texas A&M	4-10	L
3/15	* at #6 Texas A&M	1-6	L
3/17	at UAB (Regions Field)	6-4	W
3/20	* #4 VANDERBILT	6-4	W
3/21	* #4 VANDERBILT-1	5-10	L
3/21	* #4 VANDERBILT-2	6-7 (10)	L
3/24	at #28 Georgia Tech	1-4	L
3/27	* at #29 Mississippi State	5-0	W
3/28	* at #29 Mississippi State	4-0	W
3/29	* at #29 Mississippi State	1-3	L
3/31	at Samford	9-4	W
4/3	* ARKANSAS	7-10	L
4/4	* ARKANSAS	3-2	W
4/5	* ARKANSAS	4-6	L
4/8	GEORGIA STATE	4-2	W
4/10	* at #1 LSU	2-3	L
4/11	* at #1 LSU	6-1	W
4/12	* at #1 LSU	2-6	L

2015 • 36-26, 13-17 SEC

Head Coach: Sunny Galloway (2014-15)

Player	AVG	GP/S	AB	R	H	2B	3B	HR	RBI	TB	SIG	BB	HBP	SO	GDP	OB%	SF/SH	SB-AT
Arnernee Grier	.323	62/62	254	41	82	22	3	1	20	113	445	22	7	61	7	.391	1/3	9-16
Melvin Gray	.304	48/43	161	30	49	8	0	1	23	60	373	17	2	29	1	.372	3/7	18-21
Daniel Robert	.298	57/55	205	28	61	12	3	3	38	88	429	24	1	39	6	.368	4/7	15-15
Damon Hoecker	.271	42/41	214	35	58	8	2	0	22	73	341	40	9	37	3	.404	2/4	1-8
Blake Logan	.261	59/50	180	25	47	17	2	0	28	68	378	15	6	25	5	.329	6/3	3-6
Cody Nulph	.258	62/62	217	30	56	11	1	3	33	78	359	13	6	47	4	.315	2/7	1-3
Kyler Deese	.254	59/49	177	27	45	10	1	2	27	63	356	24	5	23	3	.357	1/3	3-6
Jordan Ebert	.254	54/39	142	25	36	4	0	3	24	49	345	26	6	30	1	.386	2/6	7-9
Jackson Burgence	.281	30/15	64	7	18	1	2	0	7	23	359	8	0	9	0	.361	0/3	5-8
Sam Gillikin	.271	54/30	96	8	26	4	1	1	10	35	365	13	1	30	0	.364	0/2	5-5
J.J. Shaffer	.259	42/11	58	7	15	0	0											



YEAR-BY-YEAR RESULTS & TEAM STATS

Table with columns: Date, Opponent, Score, W/L. Rows include games against Sacramento St., FAMU, Southern, Alabama A&M, Troy S, Michigan State S, Georgia Tech, Oral Roberts, Georgia Tech, Texas A&M, Alabama State, Arkansas, Lipscomb, Alabama, LSU, and Kennesaw State.

2016 • 23-33, 8-22 SEC. Head Coach: Butch Thompson (2016-Current). Player stats table with columns: Player, AVG, GP/S, AB, R, H, 2B, 3B, HR, RBI, TB, SLG, BB, HB, SO, GDP, OBP%, SH/SF, SB-AT. Includes totals and opponents.

Table with columns: Date, Opponent, Score, W/L. Rows include games against Tennessee, Alabama State, Ole Miss, Kentucky, Alabama, Kennesaw State, Mississippi State, and Vanderbilt.

Auburn Tournament (Auburn, AL)
S - Cox Diamond Invitational (Pensacola, FL)
^ - MAX Capital City Classic (Montgomery, AL)
- SEC Tournament (Hoover, AL)
* - SEC Game | Home games in ALL

TALLAHASSEE REGIONAL. Table with columns: Date, Opponent, Score, W/L. Rows include games against George Washington, Florida A&M, Holy Cross, Samford, Lipscomb, South Alabama, Kennesaw State, Presbyterian, Jacksonville State, Florida, Ole Miss, South Carolina, Georgia Tech, Georgia, Alabama, South Carolina, Texas A&M.

2017 • 37-26, 16-14 SEC. Head Coach: Butch Thompson (2016-Current). Player stats table with columns: Player, AVG, GP/S, AB, R, H, 2B, 3B, HR, RBI, TB, SLG, BB, HB, SO, GDP, OBP%, SH/SF, SB-AT. Includes totals and opponents.

Table with columns: Date, Opponent, Score, W/L. Rows include games against Samford, Tennessee, Ole Miss, Kennesaw State, Arkansas, Troy, Mississippi State, LSU, Florida, Ole Miss, Florida State, UCF, Tennessee Tech, Florida State, and Florida State.

^ - MAX Capital City Classic (Montgomery, AL)
- SEC Tournament (Hoover, AL)
% - NCAA Tournament (Tallahassee, FL)
* - SEC Game | Home games in ALL





YEAR-BY-YEAR RESULTS & TEAM STATS

Date	Opponent	Score	W/L
2/14	ILLINOIS-CHICAGO	5-3	W
2/15	ILLINOIS-CHICAGO	18-1	W
2/15	ILLINOIS-CHICAGO	7-3	W
2/16	ILLINOIS-CHICAGO	14-0	W
2/19	OAKLAND	17-1	W
2/21	UCF	1-3	L
2/22	UCF	3-7	L
2/23	UCF	2-12	L
2/25	ALABAMA A&M	10-0	W
2/26	ALABAMA A&M	12-6	W
2/28	WRIGHT STATE	7-2	W
2/29	WRIGHT STATE	20-6	W
3/1	WRIGHT STATE	6-0	W
3/6	CHICAGO STATE	6-0	W
3/7	CHICAGO STATE	16-2	W
3/8	CHICAGO STATE	9-0	W
3/10	GEORGIA TECH	2-6	L
3/11	WOFFORD	3-4	L

2020 • 13-5, 0-0 SEC*

Head Coach: Butch Thompson (2016-Current)

Player	AVG	GP/S	AB	R	H	2B	3B	HR	RBI	TB	SLG	BB	HB	SO	GDP	OB%	SH/SE	SB-AT
Ronkin Waley	.412	18/18	68	13	28	8	0	2	22	42	.618	8	2	14	0	.487	0/0	0/0
Nate Scheffler	.412	16/16	51	18	21	4	0	1	14	28	.549	8	4	4	0	.516	1/1	1-1
Ryan Bliss	.377	18/18	77	21	29	7	2	2	17	46	.597	5	1	5	0	.412	0/2	5-7
Kason Howell	.359	11/10	39	8	14	7	0	0	6	21	.538	3	1	6	0	.419	0/0	0-0
Brody Moore	.339	17/14	56	11	19	1	1	0	9	22	.393	7	1	7	1	.415	0/1	5-5
Conor Davis	.339	18/18	59	17	20	6	0	3	14	35	.593	13	1	9	1	.442	0/4	0-1
Judd Ward	.315	18/18	73	16	23	6	1	2	17	37	.507	8	0	17	0	.365	3/4	2-3
Steven Williams	.275	13/12	40	7	11	4	0	2	12	21	.525	9	0	10	0	.400	0/1	0-0
Brayton Brown	.267	14/7	30	6	8	2	0	1	4	13	.433	5	1	10	1	.389	0/0	0-0
Garrett Farquhar	.263	13/10	38	15	10	2	0	0	10	12	.316	10	2	5	2	.440	1/0	1-1
Tyler Miller	.229	12/9	35	9	8	0	1	0	5	10	.286	6	0	7	0	.333	0/1	0-0
John Samuel Shenker	.318	11/6	22	5	7	1	0	0	6	8	.364	6	3	8	0	.516	0/0	0-0
Mason Greer	.300	7/0	10	2	3	2	0	0	4	5	.500	1	0	0	0	.364	0/0	0-0
Nate LaRue	.294	8/3	17	6	5	1	0	0	2	6	.353	2	0	1	0	.350	0/1	0-0
Johnny Ceccoli	.231	8/2	13	3	3	0	0	1	4	6	.462	2	0	5	0	.333	0/0	0-0
Austin Turner	.125	10/1	8	1	1	0	0	0	1	1	.125	1	0	4	0	.222	0/0	0-0
Chase Hill	.000	3/0	0	0	0	0	0	0	1	0	.000	1	0	0	0	.500	0/1	0-0
Totals	.330	18/18	636	158	210	51	5	14	148	313	.492	95	16	112	5	.421	5/16	14-18
Opponents	.224	18/18	567	56	127	27	1	9	50	183	.323	63	8	209	9	.307	6/7	12-20

Player	FRA	W-L	G/GS	CG	SHO	SV	IP	H	R	ER	BB	SO	2B	3B	HR	Avg	WP	HR	BK
Cody Greenhill	0.00	0-0	4/0	0	0/1	2	12.2	5	0	0	1	17	0	0	0	.122	0	1	0
Bailey Horn	2.08	3-1	4/4	0	0/3	0	17.1	17	4	4	5	27	3	0	1	.266	0	1	0
Tanner Burns	2.42	3-1	4/4	0	0/1	0	22.1	15	8	6	7	32	5	0	2	.188	2	0	0
Richard Fitts	2.77	1-0	6/1	0	0/2	0	13.0	9	4	4	5	16	2	0	1	.200	1	1	1
Jack Owen	3.43	3-1	4/4	0	0/0	0	21.0	17	10	8	5	25	5	0	3	.215	1	0	0
Garrett Wade	0.00	0-0	4/0	0	0/1	0	4.0	1	0	0	4	5	0	0	0	.100	0	0	0
Carson Skipper	1.00	0-0	7/0	0	0/2	0	9.0	5	1	1	3	12	2	0	0	.167	1	0	0
Seb Thomas	1.17	0-0	7/0	0	0/1	0	7.2	4	1	1	4	6	2	0	0	.160	0	0	0
Ryan Watson	1.23	0-0	5/0	0	0/0	0	7.1	4	1	1	1	7	1	0	0	.160	2	1	0
Blake Burkhalter	2.08	0-0	4/0	0	0/1	0	4.1	6	1	1	3	3	0	0	0	.462	0	0	0
Brooks Fuller	2.25	1-1	3/2	0	0/2	0	8.0	11	3	2	1	7	1	0	0	.333	1	1	0
Jackson Reynolds	3.00	0-0	3/0	0	0/0	0	3.0	3	1	1	2	3	0	0	0	.273	1	1	0
Mason Barnett	3.52	0-0	6/0	0	0/3	0	7.2	5	4	3	3	16	1	1	0	.192	1	1	0
Hayden Mullins	3.68	1-0	5/0	0	0/2	0	7.1	4	3	3	6	10	0	0	1	.174	1	0	0
Trace Bright	8.38	1-1	3/3	0	0/0	0	9.2	10	9	9	7	12	3	0	1	.278	2	1	0
Drew Baker	9.53	0-0	6/0	0	0/0	0	5.2	11	6	6	6	11	2	0	0	.423	4	0	0
Totals	2.81	13-5	18/18	0	5/5	2	160.0	127	56	50	63	209	27	1	9	.224	17	8	1
Opponents	7.72	5-13	18/18	0	0/0	3	148.0	210	158	127	95	112	51	5	14	.330	29	16	4

*Season canceled after 18 games due to COVID-19





AUBURN ON TV

DATE	OPPONENT	SCORE	W-L	SITE	NETWORK
4/14/86	KENTUCKY	5-4	W	AUBURN	ESPN
4/10/88	at Florida	12-7	W	at Gainesville, Fla.	SportsChannel
3/18/89	GEORGIA	6-8	L	AUBURN	SportsChannel
3/25/89	at Miss. State (Gm. 1)	0-7	L	Starkville, Miss.	SportsChannel
3/26/89	at Miss. State	5-11	L	Starkville, Miss.	ESPN
5/13/89	LSU	8-5	W	Gainesville, Fla. (SEC)	SportsChannel
	at Florida	4-2	W	Gainesville, Fla. (SEC)	SportsChannel
5/14/89	Georgia	2-1	W	Gainesville, Fla. (SEC)	SportsChannel
5/27/89	at Florida State	6-7	L	Tallahassee, Fla. (NCAA)	Sunshine
3/31/90	at LSU (Gm. 1)	6-12	L	Baton Rouge, La.	HSE
	at LSU (Gm. 2)	6-5	W	Baton Rouge, La.	HSE
4/1/90	at LSU	17-7	W	Baton Rouge, La.	HSE
4/21/90	ALABAMA	7-6	W	AUBURN	SportsChannel
5/5/90	at Florida	7-8	L	Gainesville, Fla.	SportsChannel
4/20/91	at Alabama (Gm. 1)	19-11	W	Tuscaloosa, Ala.	SportsChannel
5/18/91	Miss. State	0-1	L	Baton Rouge, La. (SEC)	SportsChannel
3/21/92	at Florida (Gm. 1)	2-4	L	Gainesville, Fla.	SportsChannel
3/22/92	at Florida	1-2	L	Gainesville, Fla.	SportsChannel
4/17/93	ARKANSAS (Gm. 1)	7-8	L	AUBURN	JP/SportSouth
	ARKANSAS (Gm. 2)	6-1	W	AUBURN	JP/SportSouth
5/8/93	at LSU (Gm. 1)	2-21	L	Baton Rouge, La.	HSE
4/9/94	VANDERBILT	20-7	W	AUBURN	JP/SportSouth
4/16/94	at Arkansas	6-3	W	Fayetteville, Ark.	JP/SportSouth
6/4/94	Oklahoma	4-5	L	Omaha, Neb. (CWS)	ESPN2
6/6/94	Miami	5-7	L	Omaha, Neb. (CWS)	ESPN
3/16/96	at Tennessee	10-5 [10]	W	Knoxville, Tenn.	SportSouth
4/6/96	FLORIDA	10-7	W	AUBURN	SportsChannel
4/7/96	FLORIDA	5-6	L	AUBURN	SportsChannel
5/4/96	LSU	0-6	L	AUBURN	SportSouth
3/15/97	TENNESSEE	16-4	W	AUBURN	Fox Sport South
4/12/97	ALABAMA (Gm. 1)	13-8	W	AUBURN	Fox Sport South
5/30/97	Stanford	3-8	L	Omaha, Neb. (CWS)	ESPN
6/1/97	Rice	10-1	W	Omaha, Neb. (CWS)	ESPN2
6/3/97	Stanford	4-11	L	Omaha, Neb. (CWS)	ESPN
5/2/98	KENTUCKY	14-3	W	AUBURN	Fox Sport South
5/16/98	Alabama (Game 1)	3-4	L	Hoover, Ala. (SEC)	Fox Sport South
5/17/98	Arkansas	7-5	W	Hoover, Ala. (SEC)	Fox Sport South
5/24/98	Florida State	10-16	L	Tallahassee, Fla. (NCAA)	Sunshine
1/29/99	Georgia Tech	17-12	W	Orlando, Fla.	FSN South
2/5/99	UNC Asheville	7-1	W	AUBURN	ACN
2/16/99	TROY STATE	5-12	L	AUBURN	ACN
2/19/99	M. TENNESSEE ST.	8-2	W	AUBURN	ACN
3/2/99	DAVIDSON	16-0	W	AUBURN	ACN
3/9/99	VCU	7-2	W	AUBURN	ACN
3/10/99	VCU	12-4	W	AUBURN	ACN
3/26/99	ALABAMA	15-4	W	AUBURN	ACN
3/28/99	ALABAMA	4-10	L	AUBURN	ACN
4/2/99	Miss. State	3-13	L	Starkville, Miss.	ACN
4/6/99	UAB	17-5	W	AUBURN	ACN
4/9/99	TENNESSEE	19-13	W	AUBURN	ACN
4/10/99	TENNESSEE	6-3	W	AUBURN	FSN South
4/11/99	TENNESSEE	16-4	W	AUBURN	ACN
5/2/99	LSU	2-11	L	Baton Rouge, La.	ACN
5/16/99	GEORGIA	13-2	W	AUBURN	ACN
5/19/99	LSU	6-2	W	Hoover, Ala. (SEC)	ACN
5/20/99	Arkansas	3-2	W	Hoover, Ala. (SEC)	ACN
5/22/99	Arkansas	5-9	L	Hoover, Ala. (SEC)	FSN South
5/22/99	Arkansas	6-9	L	Hoover, Ala. (SEC)	ACN
5/28/99	NC STATE	9-7	W	AUBURN (NCAA)	ACN
5/29/99	WINTHROP	8-6	W	AUBURN (NCAA)	ACN
5/30/99	TULANE	5-7	L	AUBURN (NCAA)	ACN
5/30/99	TULANE	13-9	W	AUBURN (NCAA)	ACN
2/29/00	TROY STATE	14-7	W	AUBURN	CSSE
3/7/00	DAVIDSON	10-5	W	AUBURN	CSSE
3/26/00	GEORGIA	9-8 (10)	W	AUBURN	CSSE
3/31/00	LSU	11-18	L	AUBURN	CSSE
4/2/00	LSU	10-12	L	AUBURN	Guarantee
4/4/00	MERCER	19-2	W	AUBURN	CSSE
4/23/00	VANDERBILT	10-8	W	AUBURN	CSSE
4/29/00	Florida	11-8 (10)	W	Gainesville, Fla.	Sunshine
5/5/00	Alabama	2-3	L	Tuscaloosa, Ala.	CSSE
5/6/00	Alabama	6-3	W	Tuscaloosa, Ala.	FSN South
5/7/00	Alabama	4-13	L	Tuscaloosa, Ala.	CSSE
5/13/00	MISS. STATE	9-10	L	AUBURN	FSN South
5/17/00	Florida	2-7	L	Hoover, Ala. (SEC)	CSSE
5/18/00	South Carolina	4-11	L	Hoover, Ala. (SEC)	CSSE

DATE	OPPONENT	SCORE	W-L	SITE	NETWORK
3/16/01	OLE MISS	8-10	L	AUBURN	CSSE
3/18/01	OLE MISS	5-6 [11]	L	AUBURN	CSSE
3/27/01	Troy State	5-0	W	Montgomery, Ala.	CSSE
4/1/01	TENNESSEE	7-2	W	AUBURN	CSSE
4/10/01	SAMFORD	6-5	W	AUBURN	CSSE
4/20/01	ALABAMA	5-4 [11]	W	AUBURN	CSSE
4/21/01	ALABAMA	7-5	W	AUBURN	FSN South
4/22/01	ALABAMA	10-5	W	AUBURN	CSSE
5/4/01	FLORIDA	5-2	W	AUBURN	Sunshine
5/6/01	FLORIDA	2-5	L	AUBURN	Sunshine/CSSE
5/11/01	LSU	5-20	L	Baton Rouge, La.	CSSE
5/13/01	LSU	9-7	W	Baton Rouge, La.	Guarantee
5/16/01	Georgia	4-8	L	Hoover, Ala. (SEC)	CSSE
5/17/01	South Carolina	4-5	L	Hoover, Ala. (SEC)	CSSE
3/31/02	Florida	1-6	L	Gainesville, Fla.	Sunshine
4/7/02	LSU	5-9	L	AUBURN	Jumbo/CSS
4/9/02	GEORGIA TECH	5-9	L	AUBURN	FSN South
4/12/02	Ole Miss	10-3	W	Oxford, Miss.	CSS
4/13/02	Ole Miss	1-2	L	Oxford, Miss.	FSN South
4/26/02	Alabama	6-8	L	Tuscaloosa, Ala.	CSS
4/27/02	Alabama	5-6	L	Tuscaloosa, Ala.	FSN South
5/22/02	LSU	1-2	L	Hoover, Ala. (SEC)	CSS
5/23/02	Arkansas	5-8	L	Hoover, Ala. (SEC)	CSS
5/31/02	Florida Atlantic	11-16	L	Tuscaloosa, Ala. (NCAA)	CSS
6/1/02	Alabama	3-6	L	Tuscaloosa, Ala. (NCAA)	CSS
3/16/03	TENNESSEE	3-2	W	AUBURN	CSS
3/18/03	Georgia Tech	7-5	W	Atlanta, Ga.	CSS
3/23/03	Kentucky	10-3	W	Lexington, Ky.	CSS
3/28/03	Georgia	4-3 [13]	W	Athens, Ga.	CSS
3/30/03	Georgia	6-7	L	Athens, Ga.	CSS
4/6/03	ALABAMA	7-6	W	AUBURN	CSS
4/13/03	Mississippi State	7-3	W	Starkville, Miss.	CSS
4/27/03	Vanderbilt	0-3	L	Nashville, Tenn.	CSS
5/3/03	FLORIDA	6-8	L	AUBURN	Sunshine
5/4/03	FLORIDA	4-3	W	AUBURN	CSS
5/9/03	LSU	5-6	L	Baton Rouge, La.	Cox
5/11/03	LSU	14-8	W	Baton Rouge, La.	CSS
5/17/03	OLE MISS	5-2	W	AUBURN	FSN South
5/18/03	OLE MISS	6-2	W	AUBURN	CSS
5/22/03	Vanderbilt	3-1	W	Hoover, Ala. (SEC)	CSS
5/23/03	Alabama	5-7	L	Hoover, Ala. (SEC)	CSS
5/24/03	South Carolina	5-1	W	Hoover, Ala. (SEC)	CSS
5/24/03	Alabama	3-13 [7]	L	Hoover, Ala. (SEC)	CSS
5/30/03	PRINCETON	5-2	W	AUBURN (NCAA)	CSS
5/31/03	OHIO STATE	5-7	L	AUBURN (NCAA)	CSS
5/31/03	CLEMSON	15-0	W	AUBURN (NCAA)	CSS
6/1/03	OHIO STATE	7-9	L	AUBURN (NCAA)	CSS
3/14/04	Clemson	9-6	W	Clemson, S.C.	CSS
3/27/04	Tennessee	6-7	L	Knoxville, Tenn.	CSS
3/28/04	Tennessee	7-3	W	Knoxville, Tenn.	CSS
3/30/04	Georgia Tech	5-20	L	Atlanta, Ga.	CSS
4/4/04	LSU	2-3	L	AUBURN	CSS
4/18/04	Alabama	0-19	L	Tuscaloosa, Ala.	CSS
4/25/04	MISSISSIPPI STATE	6-5	W	AUBURN	CSS
4/30/04	Florida	4-7	L	Gainesville, Fla.	Sunshine
5/1/04	Florida	8-11	L	Gainesville, Fla.	Sunshine
5/7/04	SOUTH CAROLINA	12-9	W	AUBURN	CSS
5/8/04	SOUTH CAROLINA	1-3	L	AUBURN	CSS
5/9/04	SOUTH CAROLINA	11-12	L	AUBURN	CSS
5/14/04	GEORGIA	2-11	L	AUBURN	CSS
5/15/04	GEORGIA	0-4	L	AUBURN	FSN
5/16/04	GEORGIA	4-3	W	AUBURN	CSS
3/19/05	TENNESSEE	7-1	W	AUBURN	CSS
4/5/05	GEORGIA TECH	2-3	L	AUBURN	CSS
4/9/05	Mississippi State	8-7	W	Starkville, Miss.	FSN
4/9/05	FLORIDA	2-4	L	AUBURN	COX
5/8/05	OLE MISS	1-9	L	AUBURN	CSS
5/13/05	Georgia	5-4	W	Athens, Ga.	CSS
5/14/05	Georgia	5-7	L	Athens, Ga.	CSS
5/22/05	ALABAMA	9-11	L	AUBURN	CSS
6/4/05	Florida State (NCAA)	3-4	L	Tallahassee, Fla.	Sunshine
6/5/05	Florida State (NCAA)	4-10	L	Tallahassee, Fla.	Sunshine
3/18/06	SOUTH CAROLINA	3-7	L	AUBURN	CSS
3/25/06	Vanderbilt	1-9	L	Nashville, Tenn.	CSS
4/22/06	Florida	1-4	L	Gainesville, Fla.	FSN
4/29/06	Alabama	7-6	W	Tuscaloosa, Ala.	CSS



AUBURN ON TV

DATE	OPPONENT	SCORE	W-L	SITE	NETWORK	DATE	OPPONENT	SCORE	W-L	SITE	NETWORK
4/30/06	Alabama	1-9	L	Tuscaloosa, Ala.	CSS	4/19/14	SOUTH CAROLINA-2	2-3	L	AUBURN	CBSN
5/6/06	LSU	3-5	L	AUBURN	CSS/Jumbo	4/20/14	SOUTH CAROLINA	3-4	L	AUBURN	CSS
5/7/06	LSU	2-8	L	AUBURN	CSS/Jumbo	4/25/14	Arkansas	2-1	W	Fayetteville, Ark.	CST
5/14/06	GEORGIA	4-9	L	AUBURN	CSS	5/3/14	MISSISSIPPI STATE	0-3	L	AUBURN	CSS
3/23/07	FLORIDA	7-8 [10]	L	AUBURN	SUN	5/10/14	Kentucky	8-1	W	Lexington, Ky.	BBSN
3/24/07	FLORIDA	9-12	L	AUBURN	SUN/CSS	5/11/14	Kentucky	5-6 [10]	L	Lexington, Ky.	BBSN
3/25/07	FLORIDA	3-10	L	AUBURN	CSS	5/17/14	LSU	1-8	L	AUBURN	SPSO
4/8/07	LSU	1-10	L	Baton Rouge, La.	COX	3/14/15	Texas A&M	4-10	L	College Station, Texas	SECN
4/20/07	ALABAMA	12-5	W	AUBURN	CSS	3/21/15	VANDERBILT-2	6-7 [10]	L	AUBURN	ESPNU
4/21/07	ALABAMA	6-3	W	AUBURN	FSN	4/4/15	ARKANSAS	3-2	W	AUBURN	SECN
4/22/07	ALABAMA	4-12	L	AUBURN	CSS	4/23/15	GEORGIA	5-1	W	AUBURN	SECN
5/5/07	Mississippi State	6-11	L	Starkville, Miss.	CSS	4/24/15	GEORGIA	4-1	W	AUBURN	SECN
5/17/07	Kentucky	18-7	W	Lexington, Ky.	FSN	4/29/15	KENNESAW STATE	6-0	W	AUBURN	SECN
5/19/07	Kentucky	7-8	L	Lexington, Ky.	FSN	5/2/15	South Carolina	6-2	W	Columbia, S.C.	SECN
3/1/08	Florida State	3-4	L	Tallahassee, Fla.	SUN	5/3/15	South Carolina	3-0	W	Columbia, S.C.	ESPNU
3/16/08	Florida	2-6	L	Gainesville, Fla.	SUN/FSN	5/30/15	Mercer	1-0	W	Tallahassee, Fla.	SECN
3/29/08	TENNESSEE	4-8 [11]	L	AUBURN	CSS	3/5/16	Michigan State	0-3	L	Pensacola, Fla.	COX
4/13/08	SOUTH CAROLINA	6-7	L	AUBURN	CSS	3/29/16	Alabama	10-1	W	Montgomery, Ala.	SECN
4/19/08	Vanderbilt	2-8	L	Nashville, Tenn.	CSS	4/7/16	Missouri	11-9	W	Columbia, Mo.	ESPNU
4/26/08	Alabama	4-5	L	Tuscaloosa, Ala.	FSN	4/14/16	TENNESSEE	4-13	L	AUBURN	SECN
4/27/08	Alabama	7-17	L	Tuscaloosa, Ala.	CSS	4/15/16	TENNESSEE	2-0	W	AUBURN	SECN
5/15/08	LSU	4-6	L	AUBURN	CSS	4/23/16	Ole Miss	4-7	L	Oxford, Miss.	SECN
5/16/08	LSU	5-15	L	AUBURN	CSS	4/24/16	Ole Miss	5-6	L	Oxford, Miss.	SECN
4/18/09	South Carolina	6-4	W	Columbia, S.C.	SS	4/30/16	KENTUCKY	10-6	W	AUBURN	SECN
4/24/09	LSU	3-7	L	Baton Rouge, La.	CSS	5/7/16	Alabama	3-4 [11]	L	Tuscaloosa, Ala.	SECN
4/26/09	LSU	6-7	L	Baton Rouge, La.	CSS	5/8/16	Alabama	8-1	W	Tuscaloosa, Ala.	SECN
5/2/09	OLE MISS	2-8	L	AUBURN	CSS	5/14/16	MISSISSIPPI STATE	6-16	L	AUBURN	SECN
5/3/09	OLE MISS	4-11	L	AUBURN	CSS	3/28/17	Alabama	4-3	W	Montgomery, Ala.	ESPNU
5/9/09	Kentucky	3-6	L	Lexington, Ky.	BBSN	4/1/17	SOUTH CAROLINA	0-7	L	AUBURN	ESPNU
5/10/09	Kentucky	7-5	W	Lexington, Ky.	BBSN	4/13/17	Tennessee	3-2	W	Knoxville, Tenn.	SECN
5/14/09	ALABAMA	3-2 [10]	W	AUBURN	CSS	4/23/17	ARKANSAS	11-6	W	AUBURN	SECN
5/16/09	ALABAMA	3-13	L	AUBURN	FSN	4/29/17	Mississippi State-2	5-3	W	Starkville, Miss.	SECN
3/27/10	SOUTH CAROLINA	0-2	L	AUBURN	CSS	5/7/17	ALABAMA	9-11	L	AUBURN	SECN
4/2/10	Alabama	5-10	L	Tuscaloosa, Ala.	CSS	5/11/17	LSU	0-4	L	Baton Rouge, La.	ESPNU
4/9/10	LSU	10-14	L	AUBURN	CSS	5/13/17	LSU	1-9	L	Baton Rouge, La.	SECN
4/10/10	LSU	11-7	W	AUBURN	SPSO	5/23/17	Ole Miss	5-4	W	Hoover, Ala.	SECN
4/18/10	Vanderbilt	2-3	L	Nashville, Tenn.	ESPNU	5/24/17	Florida	4-5	L	Hoover, Ala.	SECN
4/30/10	Arkansas	4-9	L	Fayetteville, Ark.	CST	5/25/17	Arkansas	0-12	L	Hoover, Ala.	SECN
5/2/10	Arkansas	13-2	W	Fayetteville, Ark.	CST	3/16/18	TEXAS A&M	4-1	W	AUBURN	SECN
5/26/10	Alabama	1-7	L	Hoover, Ala.	SPSO	3/31/18	MISSOURI	1-2	L	AUBURN	SECN
5/27/10	South Carolina	3-1 [12]	W	Hoover, Ala.	SPSO	4/01/18	MISSOURI	0-5	L	AUBURN	SECN
5/28/10	Ole Miss	7-10 [10]	L	Hoover, Ala.	FSN	4/08/18	Arkansas	4-5	L	Fayetteville, Ark.	SECN
3/15/11	Alabama	2-1	W	Montgomery, Ala.	CSS	4/13/18	MISSISSIPPI STATE	2-1	W	AUBURN	SECN
4/2/11	VANDERBILT	2-11	L	AUBURN	CSS	4/21/18	Alabama-2	20-5	W	Tuscaloosa, Ala.	SECN
4/5/11	Troy	6-14	L	Troy, Ala.	CSS	4/26/18	Florida	1-3	L	Gainesville, Fla.	ESPNU
4/10/11	Kentucky	8-2	W	Lexington, Ky.	CSS	5/10/18	Ole Miss	4-5	L	Oxford, Miss.	ESPNU
4/21/11	OLE MISS	6-3	W	AUBURN	ESPNU	5/18/18	LSU	2-6	L	AUBURN	ESPNU
4/23/11	OLE MISS	9-7	W	AUBURN	CSS	5/19/18	LSU	14-5	W	AUBURN	SECN
4/29/11	South Carolina	1-2	L	Columbia, S.C.	SPSO	5/22/18	Kentucky	4-3 [11]	W	Hoover, Ala.	SECN
4/30/11	South Carolina	2-10	L	Columbia, S.C.	SPSO	5/23/18	Ole Miss	9-3	W	Hoover, Ala.	SECN
5/1/11	South Carolina	3-7	L	Columbia, S.C.	ESPN	5/24/18	Texas A&M	2-4	L	Hoover, Ala.	SECN
5/14/11	ALABAMA	8-7	W	AUBURN	CSS	5/25/18	Ole Miss	0-7	L	Hoover, Ala.	SECN
5/25/11	South Carolina	3-7	L	Hoover, Ala.	CSS	6/09/18	Florida	2-8	L	Gainesville, Fla.	ESPN
5/26/11	Georgia	2-3	L	Hoover, Ala.	SPSO	6/10/18	Florida	3-2	W	Gainesville, Fla.	ESPN
3/6/12	Alabama	8-3	W	Montgomery, Ala.	CSS	6/11/18	Florida	2-3 [11]	L	Gainesville, Fla.	ESPN
4/6/12	Alabama	6-10	L	Tuscaloosa, Ala.	FSSO	3/16/19	TENNESSEE	5-2	W	AUBURN	SECN
4/7/12	Alabama	3-4	L	Tuscaloosa, Ala.	CSS	3/26/19	Alabama	3-6	L	Montgomery, Ala.	SECN
4/13/12	Vanderbilt	4-5	L	Nashville, Tenn.	CSS	3/30/19	South Carolina	0-4	L	Columbia, S.C.	SECN
4/21/12	SOUTH CAROLINA	3-5	L	AUBURN	SPSO	3/31/19	South Carolina	7-5	W	Columbia, S.C.	SECN
5/4/12	Georgia	2-5	L	Athens, Ga.	SPSO	4/25/19	Vanderbilt	6-12	L	Nashville, Tenn.	ESPNU
5/5/12	Georgia	5-6 [11]	L	Athens, Ga.	CSS	4/26/19	Vanderbilt	2-5	L	Nashville, Tenn.	SECN
5/10/12	Arkansas	3-2 [10]	W	Fayetteville, Ark.	ESPNU	5/4/19	ALABAMA	6-7	L	AUBURN	SECN
5/22/12	Florida	1-6	L	Hoover, Ala.	CSS	5/5/19	ALABAMA	17-7	W	AUBURN	SECN
5/23/12	Georgia	3-2	W	Hoover, Ala.	CSS	5/21/19	Tennessee	5-3	W	Hoover, Ala.	SECN
5/24/12	South Carolina	3-5	L	Hoover, Ala.	CSS	5/22/19	Vanderbilt	1-11 [8]	L	Hoover, Ala.	SECN
3/16/13	VANDERBILT	1-8	L	AUBURN	SPSO	5/23/19	LSU	3-4	L	Hoover, Ala.	SECN
3/24/13	LSU	2-8	L	Baton Rouge, La.	CST	5/31/19	Coastal Carolina	16-7	W	Atlanta, Ga.	ESPNU
3/30/13	ALABAMA	0-2	L	AUBURN	CSS	6/1/19	Georgia Tech	6-5	W	Atlanta, Ga.	SECN
4/18/13	Mississippi State	3-6	L	Starkville, Miss.	ESPNU	6/8/19	North Carolina	11-7	W	Chapel Hill, N.C.	ESPNU
4/19/13	Mississippi State	3-1	W	Starkville, Miss.	CSS	6/9/19	North Carolina	0-2	L	Chapel Hill, N.C.	ESPN
5/4/13	OLE MISS	8-5	W	AUBURN	SPSO	6/10/19	North Carolina	14-7	W	Chapel Hill, N.C.	ESPNU
5/18/13	ARKANSAS	11-6	W	AUBURN	CST	6/16/19	Mississippi State	4-5	L	Omaha, Neb.	ESPNU
5/21/13	Alabama	3-6	L	Hoover, Ala.	FSN	6/19/19	Louisville	3-5	L	Omaha, Neb.	ESPN
3/22/14	Tennessee	4-2	W	Knoxville, Tenn.	CSS	3/10/20	GEORGIA TECH	2-6	L	AUBURN	SECN
3/27/14	MISSOURI	3-4	L	AUBURN	ESPNU						
3/29/14	MISSOURI	7-3	W	AUBURN	SPSO						





SERIES RECORDS

Opponent	Overall	Home	Away	Neutral	First	Last
Acme	1-0		1-0		1983	1983
Alabama	134-163	61-56	49-76	23-28	1896	2019
Alabama A&M	13-0	13-0			2010	2020
Alabama Christian	3-1	2-1	1-0		1985	1985
Alabama Presbyterian	2-0		2-0		1910	1910
Alabama State	11-1	11-1			1989	2016
Alcorn State	2-0	2-0			2012	2012
Appalachian State	5-1	5-1			1991	2008
Arizona	2-2		1-2	1-0	1993	2012
Arizona State	3-9	3-3	0-6		2006	2011
Arkansas	47-46	24-18	18-24	5-4	1992	2019
Arkansas-Pine Bluff	1-0	1-0			2014	2014
Arkansas State	1-0	1-0			2011	2011
Army	2-0			2-0	2005	2018
Atlanta Baptist	3-0	3-0			1971	1972
Auburn Ramblers	1-0	1-0			1934	1934
Austin Peay	5-1	5-0	0-1		1972	1982
Belmont	2-1	2-1			2012	2012
Berry College	4-0	4-0			1989	1992
Bethune-Cookman	3-1	3-1			2009	2014
Bill White's Team	1-0	1-0			1937	1937
Binghamton	2-1	2-1			2015	2015
Birmingham-Southern	31-10	24-7	7-3		1919	2006
Bona Allen	0-4		0-4		1935	1936
Boston College	3-1	3-1			2004	2010
Bradley	1-0	1-0			1946	1946
Brown	7-0	7-0			2009	2013
Bryant	3-0	3-0			2018	2018
BYU	3-0	3-0			2018	2018
California	0-1	0-1			2014	2014
Calloway Mills	2-0		2-0		1940	1940
Camp Rucker	2-0	2-0			1954	1954
Campbell	5-1	5-1			1989	2001
Centre College	4-0	4-0			1906	1908
Charleston Southern	4-0	4-0			2001	2012
Chattahoochee	2-0	2-0			1943	1943
Chattanooga	1-2	0-1	1-1		1934	1934
Chicago State	3-0	3-0			2020	2020
Cincinnati	5-0	4-0			1921	2019
Clemson	48-42-3	28-18-3	17-19	3-5	1901	2010
Cleveland State	4-0	4-0			1973	1974
Coastal Carolina	1-0	1-0		1-0	2019	2019
College of Charleston	2-2	1-0	1-0	0-2	2011	2015
Columbus State	27-7	22-1	5-6		1974	1997
Connecticut	1-0			1-0	2014	2014
Coppin State	2-0	2-0			2014	2014
Cornell	1-0	1-0			1991	1991
Cumberland	7-1	7-1			1906	1986
Davidson	15-0	15-0			1997	2010
Daytona Beach	1-0	1-0			1940	1940
Dathan	1-0	1-0			1941	1941
Duke	1-2	1-1		0-1	1923	1924
Duquesne	3-0	3-0			1997	1997
East Carolina	1-1	1-1			1990	1990
East Tennessee State	4-2	4-2			1994	2014
Eastern Illinois	2-1	2-1			2013	2013
Eastern Kentucky	0-1			0-1	1991	1991
Eastern Michigan	3-0	3-0			1995	1995
Elon	6-5	6-5			2003	2009
Fairfax Mills	1-0	1-0			1937	1937
Fairfield	1-1	1-1			1978	1979
Faulkner	4-2	2-1	2-0		1983	1985
Ferris State	2-0	2-0			1987	1987
Florida	133-117-2	64-36	63-73	6-8-2	1913	2018
Florida A&M	4-0	4-0			2017	2017
Florida Atlantic	3-1	3-0		0-1	1998	2010
Florida International	4-2	4-2			1983	1984
Florida Southern	2-0		1-0	1-0	1950	1956
*Florida State	44-75	18-21	19-42	1-1	1904	2017
Fort Benning	26-13	14-5	12-8		1921	1955
Fortum	6-2	3-0	3-2		1920	2000
Gadsden	1-0	1-0			1940	1940
George Washington	3-1	3-1			2017	2017
Georgia	179-168-4	86-64-4	73-87	4-7	1896	2019
Georgia College	2-0	2-0			1992	1993
Georgia Southwestern	12-0	11-0	1-0		1978	1993
Georgia Southern	4-1	3-1		1-0	2009	2019
Georgia State	16-1	14-0	2-1		1979	2018
Georgia Tech	121-112-6	65-46-2	55-63-2	1-1-2	1897	2020
Goodyear	1-3-1	1-2-1	0-1		1935	1938
Gunter Field	1-2	1-1	0-1		1943	1943
Hamilton Ontario	1-0	1-0			1940	1940
Hiram College (Ohio)	1-0			1-0	1973	1973
Hofstra	12-0	12-0			2004	2007
Holy Cross	3-0	3-0			2017	2017
Houston	2-1	1-1		1-0	1976	1989
Howard	1-1	0-1	1-0		1961	1961
Huntingdon	16-5	13-3	3-2		1964	1992
Illinois	2-2	2-2			1925	1927
Illinois-Chicago	4-0	4-0			2020	2020
Illinois State	2-3	2-3			1983	1991
Indiana	4-1	3-1		1-0	1921	1996
Indiana SE	1-0	1-0			1981	1981
Indiana State	5-0	4-0		1-0	1968	2014
Jackson State	1-1	1-1			1981	1982
Jacksonville	11-8	3-2	4-6	4-0	1969	2007
Jacksonville State	22-17	18-14	4-2	0-1	1972	2019
Kentucky	80-45	39-20	35-23	4-0	1956	2018
Kennesaw State	6-3	3-2	3-1		2013	2017
LaGrange	6-0	6-0			1987	1991
Langlet	8-2-1	2-1	6-1-1		1932	1951
Liberty	2-0	1-0		1-0	1998	2000
Lincoln Memorial	4-1	4-1			1990	1992
Lipscomb	3-2	3-2			2007	2017
Longwood	3-0	3-0			2018	2018
LSU	74-107	41-43	29-55	4-9	1907	2019
Louisiana-Lafayette	2-0	2-0			1992	1992
Louisville	3-1	3-0		0-1	1975	2019
Loyal (N.O.)	5-1	1-1	4-0		1926	1970
Maine	4-1	4-0		0-1	1976	2013
Marietta	1-0	1-0			1975	1975
Marion	7-1	2-1	5-0		1907	1917
Marshall	7-0	7-0			1977	2002
Maryland	2-1	1-1		1-0	1974	1999
Maxwell Field/AFB	4-0	2-0	2-0		1942	1947
Memphis	7-4	7-2	0-2		1974	2018
*Mercer	103-47-1	60-12	34-34-1	3-0	1895	2015

Opponent	Overall	Home	Away	Neutral	First	Last
Alabama (Fla.)	7-1	5-0	2-0	0-1	1946	1994
Alabama (Ohio)	5-2	3-0		2-2	1971	2010
Michigan	4-3	2-1		2-2	1920	1993
Michigan State	4-3	2-1		2-2	1921	2016
Midde Tennessee	15-4	10-3	2-0	3-1	1973	2013
Mignon Mills	1-0	1-0			1948	1948
Minnesota	2-0	1-0		1-0	1999	2001
Mississippi College	2-0	2-0			1937	1937
Mississippi State	93-110-1	51-40	35-59	7-11-1	1908	2019
Mississippi Valley State	1-0	1-0			2008	2008
Missouri	5-12	3-7	2-4	0-1	1996	2018
*Montgomery	1-2	1-0	0-2		1900	1952
Montevallo	12-0	9-0	3-0		1978	1988
Morehead State	7-0	7-0			1990	2015
Murray State	5-0	5-0			1994	2002
Navy	1-0			1-0	1971	1971
New Orleans	4-3	2-0	2-3		1976	2010
New York Tech	1-0			1-0	2011	2011
North Alabama	4-0	4-0			1975	2019
North Carolina	9-2-1	3-1	5-1	1-0-1	1923	2019
UNC Asheville	3-0	3-0			1999	1999
UNC Charlotte	5-0	5-0			1998	2000
UNC Greensboro	8-0	8-0			1995	2007
UNC Wilmington	5-0	5-0			1989	1992
North Carolina State	2-1		1-0	1-1	1993	2018
North Georgia	2-0-1	2-0-1			1908	1908
Northeastern	3-1	2-1		1-0	2018	2018
Northern Illinois	0-1	0-1			1993	1993
Northwestern	1-0			1-0	1999	1999
Notre Dame	4-0	3-0		1-0	1976	1994
Oakland	2-0	2-0			2000	2020
*Oglethorpe	37-21-2	20-12-1	16-9-1		1919	1969
Ohio	9-1	9-1			1976	1990
Ohio State	4-4	1-3		3-1	1924	2014
Oklahoma	1-4			1-4	1992	1998
Oklahoma State	1-1	1-0		0-1	1993	1993
Old Dominion	2-0	1-0		1-0	1986	1994
Ole Miss	88-90-1	51-36	33-51-1	4-3	1938	2019
Opeka	4-1		4-1		1949	1951
Oral Roberts	2-1	2-1			2016	2016
Pennsylvania	1-0			1-0	1995	1995
Penn State	3-0	3-0			1995	1995
Pepperdine	0-1			0-1	1993	1993
Phenix City	1-0		1-0		1946	1946
Presbyterian	5-2	5-2			2012	2017
Princeton	1-0	1-0			2003	2003
Purdue	6-3	6-3			1940	2012
Radford	12-1	12-1			1994	2015
Rice	1-0			1-0	1997	1997
Richmond	5-0	5-0			1986	1988
Rider	4-0	3-0		1-0	1967	1988
Riverview	1-0		1-0		1942	1942
Rutgers	1-1			1-1	1998	1998
Sacramento State	1-2	1-2			2016	2016
*Samford	73-24-1	44-13-1	24-6	3-2	1909	2018
Seion Hall	1-1			1-1	1987	1987
Sewanee	2-4		2-4		1897	1926
Shawmut Mills	3-0	3-0			1934	1937
Siena	1-0	1-0			1994	1994
Sierra Heights	1-0	1-0			1984	1984
*South Alabama	27-50	14-20	10-26	1-1	1968	2019
South Carolina	27-47	13-22	12-21		1927	2019
South Florida	2-1			1-0	1989	1989
Southeast Louisiana	2-0	1-0		1-0	1981	1981
Southeast Missouri	2-1	2-1			2010	2010
Southern	2-1	2-1			2016	2016
Southern (Ala.)	7-3	3-2	4-1		1900	1917
Southern Benedictine	1-0	1-0			1979	1979
Southern Illinois	0-1			0-1	1970	1970
Southern Mississippi	5-2	1-1	2-0	2-1	1968	2016
Spring Hill	8-1-1	2-1-1	6-0		1959	1984
Springfield	0-1			0-1	1967	1967
St. Louis (NL)	0-1		0-1		1935	1935
Stanford	0-4			0-4	1967	1997
Stetson	0-2			0-2	2000	2000
Tallahadega	2-0		2-0		1947	1947
Tallahassee	1-0		1-0		1939	1939
Tampa	3-1	2-1		1-0	1950	1993
*Tennessee	96-39	51-19	39-19	1-0	1948	2019
Tennessee Martin	2-0	2-0			2019	2019
Tennessee St.	2-0	2-0			1993	1993
Tennessee Tech	1-0			1-0	2017	2017
Texas	2-0-1	1-0-1		1-0	1912	1995
Texas A&M	<					



RESULTS VS. OPPONENTS

ACME (AU leads, 1-0)

Table with columns: YEAR, RESULT, LOCATION, DATE. Row: 1943, W, 4-2, Acme, 5/6

ALABAMA (AU trails, 163-134)

Table with columns: YEAR, RESULT, LOCATION, DATE. Lists results from 1896 to 1972.

Table with columns: YEAR, RESULT, LOCATION, DATE. Lists results from 1973 to 1992.

Table with columns: YEAR, RESULT, LOCATION, DATE. Lists results from 1992 to 2017.

Table with columns: YEAR, RESULT, LOCATION, DATE. Lists results from 2017 to 2019.

ALABAMA A&M (AU leads, 13-0)

Table with columns: YEAR, RESULT, LOCATION, DATE. Lists results from 2010 to 2020.

AL PRESBYTERIAN (AU leads, 2-0)

Table with columns: YEAR, RESULT, LOCATION, DATE. Lists results from 1910 to 1910.

ALABAMA ST. (AU leads, 11-1)

Table with columns: YEAR, RESULT, LOCATION, DATE. Lists results from 1989 to 2016.

ALCORN ST. (AU leads, 2-0)

Table with columns: YEAR, RESULT, LOCATION, DATE. Lists results from 2012 to 2012.

APPALACHIAN ST. (AU leads, 5-1)

Table with columns: YEAR, RESULT, LOCATION, DATE. Lists results from 1991 to 2008.

ARIZONA (Series tied, 2-2)

Table with columns: YEAR, RESULT, LOCATION, DATE. Lists results from 1993 to 2012.

ARIZONA ST. (AU trails, 9-3)

Table with columns: YEAR, RESULT, LOCATION, DATE. Lists results from 2006 to 2011.

ARKANSAS (AU leads, 47-46)

Table with columns: YEAR, RESULT, LOCATION, DATE. Lists results from 1992 to 1993.





RESULTS VS. OPPONENTS

1993	W, 8-3	Auburn, Ala.	4/18
1993	W, 3-1	Baton Rouge, La.	5/21
1994	L, 6-7	Fayetteville, Ark.	4/15
1994	W, 6-3	Fayetteville, Ark.	4/16
1994	L, 0-10	Fayetteville, Ark.	4/17
1994	W, 3-1 (17)	Oxford, Miss.	5/19
1995	W, 7-1	Auburn, Ala.	4/14
1995	W, 3-1	Auburn, Ala.	4/15
1995	W, 11-7	Auburn, Ala.	4/16
1996	L, 2-9	Fayetteville, Ark.	4/13
1996	L, 6-9	Fayetteville, Ark.	4/13
1996	W, 4-2	Fayetteville, Ark.	4/14
1997	W, 11-4	Auburn, Ala.	4/18
1997	L, 5-9	Auburn, Ala.	4/19
1997	W, 12-3	Auburn, Ala.	4/20
1997	W, 7-3	Columbus, Ga.	5/14
1998	W, 11-2	Fayetteville, Ark.	4/10
1998	W, 6-5	Fayetteville, Ark.	4/11
1998	L, 2-4	Fayetteville, Ark.	4/12
1998	W, 7-5	Columbus, Ga.	5/17
1999	W, 11-4	Auburn, Ala.	3/12
1999	L, 9-20	Auburn, Ala.	3/13
1999	W, 13-12	Auburn, Ala.	3/14
1999	W, 3-2 (11)	Hoover, Ala.	5/20
1999	L, 5-9	Hoover, Ala.	5/22
1999	L, 6-9	Hoover, Ala.	5/22
2000	W, 11-6	Fayetteville, Ark.	3/17
2000	W, 10-7	Fayetteville, Ark.	3/18
2000	W, 21-11	Fayetteville, Ark.	3/19
2001	W, 10-1	Auburn, Ala.	4/13
2001	W, 11-4	Auburn, Ala.	4/14
2001	W, 10-5	Auburn, Ala.	4/15
2002	L, 5-18	Fayetteville, Ark.	5/17
2002	W, 7-3 (10)	Fayetteville, Ark.	5/18
2002	L, 1-4	Fayetteville, Ark.	5/19
2002	L, 5-8	Hoover, Ala.	5/23
2003	L, 7-9	Auburn, Ala.	4/18
2003	L, 6-11	Auburn, Ala.	4/19
2003	W, 5-2	Auburn, Ala.	4/20
2004	L, 7-9	Fayetteville, Ark.	5/21
2004	W, 7-4	Fayetteville, Ark.	5/22
2004	L, 3-15	Fayetteville, Ark.	5/23
2005	W, 5-4	Auburn, Ala.	4/1
2005	W, 8-7	Auburn, Ala.	4/2
2005	L, 6-8	Auburn, Ala.	4/3
2006	L, 3-6	Fayetteville, Ark.	5/18
2006	L, 5-10	Fayetteville, Ark.	5/19
2006	L, 2-11	Fayetteville, Ark.	5/20
2007	L, 1-12	Auburn, Ala.	4/27
2007	W, 11-9	Auburn, Ala.	4/28
2007	L, 1-8	Auburn, Ala.	4/29
2008	W, 5-2	Fayetteville, Ark.	4/4
2008	L, 4-5	Fayetteville, Ark.	4/5
2008	W, 12-10 (10)	Fayetteville, Ark.	4/6
2009	L, 2-3	Auburn, Ala.	3/20
2009	L, 6-10	Auburn, Ala.	3/21
2009	L, 6-12	Auburn, Ala.	3/22
2010	L, 4-9	Fayetteville, Ark.	4/30
2010	W, 8-7	Fayetteville, Ark.	5/1
2010	W, 13-2	Fayetteville, Ark.	5/2
2011	L, 5-6 (11)	Auburn, Ala.	3/18
2011	W, 9-5	Auburn, Ala.	3/19
2011	W, 8-7	Auburn, Ala.	3/20
2012	W, 3-2 (10)	Fayetteville, Ark.	5/10
2012	L, 4-5	Fayetteville, Ark.	5/11
2012	W, 12-5	Fayetteville, Ark.	5/12
2013	W, 3-0	Auburn, Ala.	5/16
2013	L, 0-1	Auburn, Ala.	5/17
2013	W, 11-6	Auburn, Ala.	5/18
2014	W, 2-1	Fayetteville, Ark.	4/25
2014	L, 3-4 (10)	Fayetteville, Ark.	4/26
2014	W, 7-2	Fayetteville, Ark.	4/26
2015	L, 7-10	Auburn, Ala.	4/3
2015	W, 3-2	Auburn, Ala.	4/4
2015	L, 4-6	Auburn, Ala.	4/5
2016	L, 2-3	Fayetteville, Ark.	3/25
2016	L, 7-14	Fayetteville, Ark.	3/26
2016	L, 1-3	Fayetteville, Ark.	3/27
2017	W, 15-2	Auburn, Ala.	4/21
2017	L, 3-7	Auburn, Ala.	4/22
2017	W, 11-6	Auburn, Ala.	4/23
2017	L, 0-12 (7)	Hoover, Ala.	5/25
2018	L, 1-2	Fayetteville, Ark.	4/6
2018	L, 2-13	Fayetteville, Ark.	4/7
2018	L, 4-5	Fayetteville, Ark.	4/8
2019	W, 6-3	Auburn, Ala.	4/5
2019	L, 6-9 (15)	Auburn, Ala.	4/5
2019	L, 0-8	Auburn, Ala.	4/6

ARKANSAS-PB (AU leads, 1-0)

Year	Result	Location	Date
2014	W, 2-1	Auburn, Ala.	2/21

ARKANSAS ST. (AU leads, 1-0)

Year	Result	Location	Date
2011	W, 12-5	Auburn, Ala.	2/18

ARMY (AU leads, 2-0)

Year	Result	Location	Date
2005	W, 12-3	Tallahassee, Fla.	6/5
2018	W, 12-1	Raleigh, N.C.	6/2

ATLANTA BAPTIST (AU leads, 3-0)

Year	Result	Location	Date
1971	W, 8-6		5/3
1972	W, 8-4	Auburn, Ala.	4/12
1972	W, 11-2	Auburn, Ala.	4/26

AU RAMBLERS (AU leads, 1-0)

Year	Result	Location	Date
1934	W	Auburn, Ala.	

AUSTIN PEAY (AU leads, 5-1)

Year	Result	Location	Date
1972	W, 16-5	Auburn, Ala.	3/16
1972	L, 4-13	Auburn, Ala.	3/16
1977	W, 6-5	Clarksville, Tenn.	3/17
1978	W, 14-9		3/10
1979	W, 6-1	Auburn, Ala.	3/22
1982	W, 13-10	Auburn, Ala.	3/18

BELMONT (AU leads, 2-1)

Year	Result	Location	Date
2012	W, 6-5	Auburn, Ala.	3/9
2012	W, 3-2	Auburn, Ala.	3/10
2012	L, 1-3	Auburn, Ala.	3/11

BERRY COLLEGE (AU leads, 4-0)

Year	Result	Location	Date
1989	W, 14-4	Auburn, Ala.	4/27
1990	W, 9-3	Auburn, Ala.	5/2
1991	W, 18-10	Auburn, Ala.	4/11
1992	W, 6-0	Auburn, Ala.	2/24

BETHUNE-COOKMAN (AU leads, 3-1)

Year	Result	Location	Date
2009	W, 6-3	Auburn, Ala.	4/8
2011	W, 9-2	Auburn, Ala.	3/1
2011	L, 2-5	Auburn, Ala.	3/2
2014	W, 9-1	Auburn, Ala.	5/6

BILL WHITE'S TM (AU leads, 1-0)

Year	Result	Location	Date
1937	W, 6-0	Auburn, Ala.	4/26

BINGHAMTON (AU leads, 2-1)

Year	Result	Location	Date
2015	W, 2-0	Auburn, Ala.	2/13
2015	L, 5-11	Auburn, Ala.	2/14
2015	W, 13-2	Auburn, Ala.	2/15

B'HAM SOUTHERN (AU leads, 31-10)

Year	Result	Location	Date
1919	W, 15-3	Auburn, Ala.	5/3
1919	W, 11-2	Auburn, Ala.	5/4
1922	W, 5-0	Auburn, Ala.	4/8
1922	L, 1-2	Auburn, Ala.	4/8
1924	L, 6-7	Birmingham, Ala.	4/26
1925	W, 13-5	Birmingham, Ala.	3/27
1925	W, 7-0	Birmingham, Ala.	3/28
1926	W, 2-0	Birmingham, Ala.	4/23
1926	W, 3-0	Auburn, Ala.	4/24
1929	W, 8-6	Auburn, Ala.	4/5
1929	W, 16-5	Auburn, Ala.	4/6
1936	W, 11-4	Auburn, Ala.	4/24
1936	L, 0-3	Auburn, Ala.	4/25
1951	W, 15-2	Auburn, Ala.	3/24
1951	W, 6-4	Birmingham, Ala.	5/2
1975	W, 5-3	Auburn, Ala.	3/7
1975	W, 6-3	Auburn, Ala.	3/7
1976	W, 4-1	Auburn, Ala.	3/3
1976	W, 13-4	Birmingham, Ala.	5/3
1977	W, 8-6	Birmingham, Ala.	4/5
1977	W, 8-5	Auburn, Ala.	4/20
1978	W, 12-2	Auburn, Ala.	4/27
1979	L, 2-6	Birmingham, Ala.	4/17
1981	L, 3-8	Birmingham, Ala.	4/5
1981	W, 4-3 (5)	Auburn, Ala.	5/10
1982	L, 10-12	Auburn, Ala.	4/28
1985	W, 15-7	Birmingham, Ala.	3/6
1985	W, 11-3	Auburn, Ala.	4/12
1986	L, 3-7	Auburn, Ala.	
1987	W, 9-0	Auburn, Ala.	4/15
1988	W, 14-3	Auburn, Ala.	4/13
1989	W, 7-0	Auburn, Ala.	4/12
1990	W, 5-4 (11)	Auburn, Ala.	4/25

1991	W, 12-4	Auburn, Ala.	4/24
1992	W, 13-5	Auburn, Ala.	4/16
1993	W, 16-4	Auburn, Ala.	3/31
1994	W, 11-4	Auburn, Ala.	4/13
1995	L, 6-7 (10)	Auburn, Ala.	2/21
2006	L, 1-6	Auburn, Ala.	3/10
2006	W, 4-2	Auburn, Ala.	3/11
2006	L, 1-7	Auburn, Ala.	3/12

BONA ALLEN (AU trails, 0-4)

Year	Result	Location	Date
1935	L, 0-7	Buford, Ga.	4/12
1935	L, 1-6	Buford, Ga.	4/13
1936	L, 0-9	Buford, Ga.	5/6
1936	L, 0-2	Buford, Ga.	5/7

BOSTON COLLEGE (AU leads, 3-1)

Year	Result	Location	Date
2004	W, 6-5 (10)	Auburn, Ala.	2/20
2004	L, 4-11	Auburn, Ala.	2/21
2004	W, 2-1	Auburn, Ala.	2/22
2010	W, 6-5 (10)	Auburn, Ala.	2/26

BRADLEY (AU leads, 1-0)

Year	Result	Location	Date
1946	W, 8-5	Auburn, Ala.	4/22

BROWN (AU leads, 7-0)

Year	Result	Location	Date
2009	W, 11-2	Auburn, Ala.	3/6
2009	W, 9-4	Auburn, Ala.	3/7
2009	W, 6-4	Auburn, Ala.	3/7
2009	W, 10-9 (11)	Auburn, Ala.	3/8
2013	W, 9-4	Auburn, Ala.	3/8
2013	W, 6-0	Auburn, Ala.	3/9
2013	W, 6-3	Auburn, Ala.	3/10

BRYANT (AU leads, 3-0)

Year	Result	Location	Date
2018	W, 15-7	Auburn, Ala.	2/23
2018	W, 13-4	Auburn, Ala.	2/24
2018	W, 3-1	Auburn, Ala.	2/24

BYU (AU leads, 3-0)

Year	Result	Location	Date
2018	W, 4-3	Auburn, Ala.	3/2
2018	W, 21-4	Auburn, Ala.	3/3
2018	W, 9-5	Auburn, Ala.	3/3

CALIFORNIA (AU trails, 1-0)

Year	Result	Location	Date
2014	L, 0-5	Auburn, Ala.	2/22

CALLAWAY MILLS (AU leads, 2-0)

Year	Result	Location	Date
1940	W, 19-3	LaGrange, Ga.	4/27
1940	W, 17-4	LaGrange, Ga.	5/7

CAMPBELL (AU leads, 5-1)

Year	Result	Location	Date
1989	W, 5-4	Auburn, Ala.	3/1
1991	L, 4-5	Auburn, Ala.	2/26
1991	W, 15-4	Auburn, Ala.	2/27
2001	W, 11-0	Auburn, Ala.	2/9
2001	W, 7-3	Auburn, Ala.	2/10
2001	W, 10-2	Auburn, Ala.	2/10

CAMP RUCKER (AU leads, 2-0)

Year	Result	Location	Date
1954	W, 9-6	Auburn, Ala.	3/8
1954	W, 10-8		

UCF (AU leads, 7-5)

Year	Result	Location	Date
1993	W, 12-1	Orlando, Fla.	2/6
1993	L, 4-12	Orlando, Fla.	2/7
1993	W, 4-3	Auburn, Ala.	3/20
1993	W, 3-1	Auburn, Ala.	3/21
1998	W, 4-0	Kissimmee, Fla.	2/7
2017	W, 7-4	Tallahassee, Fla.	6/2
2019	W, 4-1	Orlando, Fla.	2/22
2019	L, 1-6	Orlando, Fla.	2/23
2019	W, 13-9	Orlando, Fla.	2/24
2020	L, 1-3	Auburn, Ala.	2/21
2020	L, 3-7	Auburn, Ala.	2/22
2020	L, 2-12	Auburn, Ala.	2/23

CENTRE COLLEGE (AU leads, 4-0)

Year	Result	Location	Date
1906	W, 5-3	Auburn, Ala.	5/7
1908	W, 13-2	Auburn, Ala.	5/7
1908	W, 6-4	Auburn, Ala.	5/8
1908	W, 10-0	Auburn, Ala.	5/9

CHA. SOUTHERN (AU leads, 4-0)

Year	Result	Location	Date
2001	W, 5-0	Auburn, Ala.	3/2
2009	W, 7-6 (13)	Auburn, Ala.	3/17
2009	W, 18-4	Auburn, Ala.	3/18
2012	W, 13-1	Auburn, Ala.	3/3

CHATTAHOOCHEE (AU leads, 2-0)

Year	Result	Location	Date
1943	W, 19-1	Auburn, Ala.	4/10
1943	W, 7-4	Auburn, Ala.	5/1

CHATTANOOGA (AU trails, 1-2)

Year	Result	Location	Date
1934	W, 7-1	Chattanooga, Tenn.	3/21
1934	L, 0-5	Auburn, Ala.	3/28
1934	L	Chattanooga, Tenn.	4/2

CHICAGO STATE (AU leads, 3-0)



RESULTS VS. OPPONENTS

Table with columns: Year, Result, Location, Date. Lists game results from 1982 to 2010 against various opponents like Auburn, Clemson, and Tallahassee.

CLEVELAND ST. (AU leads, 4-0)

Table with columns: Year, Result, Location, Date. Lists game results from 1973 to 1974 against Cleveland St.

COASTAL CAROLINA (AU leads, 1-0)

Table with columns: Year, Result, Location, Date. Lists game results from 2019 against Coastal Carolina.

COLL. OF CHARLESTON (tied, 2-2)

Table with columns: Year, Result, Location, Date. Lists game results from 2011 to 2015 against Charleston College.

COLUMBUS ST. (AU leads, 27-7)

Table with columns: Year, Result, Location, Date. Lists game results from 1974 to 1995 against Columbus St.

Table with columns: Year, Result, Location, Date. Lists game results from 1996 to 1997 against Auburn.

CONNECTICUT (AU leads, 1-0)

Table with columns: Year, Result, Location, Date. Lists game results from 2014 against Connecticut.

COPPIN ST. (AU leads, 2-0)

Table with columns: Year, Result, Location, Date. Lists game results from 2014 against Coppin St.

CORNELL (AU leads, 1-0)

Table with columns: Year, Result, Location, Date. Lists game results from 1991 against Cornell.

CUMBERLAND (AU leads, 7-1)

Table with columns: Year, Result, Location, Date. Lists game results from 1906 to 1986 against Cumberland.

DAYTONA BEACH (AU leads, 1-0)

Table with columns: Year, Result, Location, Date. Lists game results from 1940 against Daytona Beach.

DAVIDSON (AU leads, 15-0)

Table with columns: Year, Result, Location, Date. Lists game results from 1997 to 2010 against Davidson.

DOTHAN (AU leads, 1-0)

Table with columns: Year, Result, Location, Date. Lists game results from 1941 against Dothan.

DUKE (AU trails, 1-2)

Table with columns: Year, Result, Location, Date. Lists game results from 1923 to 1924 against Duke.

DUQUESNE (AU leads, 3-0)

Table with columns: Year, Result, Location, Date. Lists game results from 1997 to 1999 against Duquesne.

EAST CAROLINA (Series tied, 1-1)

Table with columns: Year, Result, Location, Date. Lists game results from 1990 against East Carolina.

EASTERN ILLINOIS (AU leads, 2-1)

Table with columns: Year, Result, Location, Date. Lists game results from 2013 against Eastern Illinois.

EASTERN KY. (AU trails, 1-0)

Table with columns: Year, Result, Location, Date. Lists game results from 1991 against Eastern Kentucky.

EASTERN MICH. (AU leads, 3-0)

Table with columns: Year, Result, Location, Date. Lists game results from 1995 against Eastern Michigan.

E. TENNESSEE ST. (AU leads, 4-2)

Table with columns: Year, Result, Location, Date. Lists game results from 1994 to 2014 against Eastern Tennessee St.

ELON (AU leads, 6-5)

Table with columns: Year, Result, Location, Date. Lists game results from 2003 to 2009 against Elon.

FAIRFAX MILLS (AU leads, 1-0)

Table with columns: Year, Result, Location, Date. Lists game results from 1937 against Fairfax Mills.

FAIRFIELD (Series tied, 1-1)

Table with columns: Year, Result, Location, Date. Lists game results from 1978 to 1979 against Fairfield.

FAULKNER (AU leads, 4-2)

Table with columns: Year, Result, Location, Date. Lists game results from 1983 to 1985 against Faulkner.

FERRIS ST. (AU leads, 2-0)

Table with columns: Year, Result, Location, Date. Lists game results from 1987 against Ferris St.

FLORIDA (AU leads, 133-117-2)

Table with columns: Year, Result, Location, Date. Lists game results from 1913 to 1935 against Florida.

Table with columns: Year, Result, Location, Date. Lists game results from 1936 to 1969 against various opponents like Auburn, Gainesville, and Tallahassee.





RESULTS VS. OPPONENTS

1969	L, 1-5	Auburn, Ala.	5/2
1969	W, 9-3	Auburn, Ala.	5/3
1970	L, 4-17	Gainesville, Fla.	4/3
1970	L, 0-2	Auburn, Ala.	5/1
1970	W, 3-2	Auburn, Ala.	5/2
1971	L, 5-10	Gainesville, Fla.	4/2
1971	W, 6-5	Gainesville, Fla.	4/3
1971	W, 5-2	Auburn, Ala.	4/24
1971	W, 5-2	Auburn, Ala.	4/30
1972	L, 3-11	Auburn, Ala.	3/31
1972	W, 13-6	Auburn, Ala.	4/1
1972	W, 6-5	Gainesville, Fla.	4/21
1972	W, 7-6 (20)	Gainesville, Fla.	4/22
1973	L, 0-1	Gainesville, Fla.	3/30
1973	L, 1-2	Gainesville, Fla.	3/31
1973	W, 1-0	Auburn, Ala.	4/20
1973	W, 4-3	Auburn, Ala.	4/21
1974	W, 6-5	Auburn, Ala.	3/29
1974	W, 7-1	Auburn, Ala.	3/30
1974	L, 1-2	Gainesville, Fla.	4/19
1974	W, 9-5	Gainesville, Fla.	4/20
1975	L, 0-13	Gainesville, Fla.	3/28
1975	W, 7-5	Gainesville, Fla.	3/29
1975	W, 9-3	Auburn, Ala.	4/18
1975	L, 7-8	Auburn, Ala.	4/19
1986	L, 4-8 (7)	Gainesville, Fla.	4/5
1986	W, 6-3 (7)	Gainesville, Fla.	4/5
1986	W, 10-6	Gainesville, Fla.	4/6
1987	W, 11-2 (7)	Auburn, Ala.	4/11
1987	W, 7-3 (7)	Auburn, Ala.	4/11
1987	W, 9-5	Auburn, Ala.	4/12
1988	W, 3-1	Gainesville, Fla.	4/9
1988	L, 1-7	Gainesville, Fla.	4/9
1988	W, 12-7	Gainesville, Fla.	4/10
1988	L, 3-4	Starkville, Miss.	5/13
1989	W, 4-2 (10)	Gainesville, Fla.	5/13
1990	L, 7-8	Gainesville, Fla.	5/5
1990	W, 7-3 (7)	Gainesville, Fla.	5/5
1990	L, 5-6	Gainesville, Fla.	5/6
1991	L, 1-3	Auburn, Ala.	5/4
1991	W, 2-1 (7)	Auburn, Ala.	5/4
1991	L, 7-8	Baton Rouge, La.	5/16
1992	L, 2-4	Gainesville, Fla.	3/21
1992	L, 1-2 (7)	Gainesville, Fla.	3/21
1992	L, 1-2	Gainesville, Fla.	3/22
1992	L, 0-2	New Orleans, La.	5/13
1993	L, 4-9	Auburn, Ala.	3/27
1993	W, 6-2 (7)	Auburn, Ala.	3/27
1993	W, 9-6	Auburn, Ala.	3/28
1996	L, 7-12	Auburn, Ala.	4/5
1996	W, 10-7	Auburn, Ala.	4/6
1996	L, 5-6	Auburn, Ala.	4/7
1997	L, 3-5	Gainesville, Fla.	4/4
1997	W, 9-4	Gainesville, Fla.	4/5
1997	W, 15-7	Gainesville, Fla.	4/6
1997	L, 5-17	Columbus, Ga.	5/17
1998	W, 6-4	Columbus, Ga.	5/14
2000	L, 3-5	Gainesville, Fla.	4/28
2000	W, 11-8 (10)	Gainesville, Fla.	4/29
2000	L, 6-7	Gainesville, Fla.	4/30
2000	L, 2-7	Hoover, Ala.	5/17
2001	W, 5-2	Auburn, Ala.	5/4
2001	L, 6-10	Auburn, Ala.	5/5
2001	L, 2-5	Auburn, Ala.	5/6
2002	W, 8-3	Gainesville, Fla.	3/29
2002	L, 5-9	Gainesville, Fla.	3/30
2002	L, 1-6	Gainesville, Fla.	3/31
2003	W, 7-2	Auburn, Ala.	5/3
2003	L, 6-8	Auburn, Ala.	5/3
2003	W, 4-3	Auburn, Ala.	5/4
2004	L, 4-7	Gainesville, Fla.	4/30
2004	L, 8-11	Gainesville, Fla.	5/1
2004	L, 8-22	Gainesville, Fla.	5/2
2005	L, 2-4	Auburn, Ala.	4/22
2005	L, 4-5	Auburn, Ala.	4/23
2005	L, 3-6	Auburn, Ala.	4/24
2006	W, 9-6	Gainesville, Fla.	4/21
2006	L, 1-4	Gainesville, Fla.	4/22
2006	W, 5-4	Gainesville, Fla.	4/23
2007	L, 7-8 (10)	Auburn, Ala.	3/23
2007	L, 9-12	Auburn, Ala.	3/24
2007	L, 3-10	Auburn, Ala.	3/25
2008	L, 1-7	Gainesville, Fla.	3/14
2008	L, 8-12	Gainesville, Fla.	3/15
2008	L, 2-6	Gainesville, Fla.	3/16
2009	W, 8-7 (11)	Auburn, Ala.	4/10
2009	L, 2-24	Auburn, Ala.	4/11
2009	L, 1-5	Auburn, Ala.	4/12
2012	L, 0-6	Auburn, Ala.	5/17
2012	L, 1-10	Auburn, Ala.	5/18
2012	W, 5-4	Auburn, Ala.	5/19
2012	L, 1-6	Hoover, Ala.	5/22
2013	W, 7-4	Gainesville, Fla.	5/10
2013	L, 4-5	Gainesville, Fla.	5/11
2013	W, 4-1	Gainesville, Fla.	5/12
2015	W, 4-1	Gainesville, Fla.	5/14
2015	L, 3-4	Gainesville, Fla.	5/15
2015	L, 1-3	Gainesville, Fla.	5/16
2015	L, 2-11	Hoover, Ala.	5/21

2017	W, 14-3	Auburn, Ala.	3/17
2017	W, 2-1	Auburn, Ala.	3/18
2017	W, 6-5	Auburn, Ala.	3/19
2017	L, 4-5	Hoover, Ala.	5/24
2018	L, 1-3	Gainesville, Fla.	4/26
2018	W, 11-5	Gainesville, Fla.	4/27
2018	L, 3-12	Gainesville, Fla.	4/28
2018	L, 2-8	Gainesville, Fla.	6/9
2018	W, 3-2	Gainesville, Fla.	6/10
2018	L, 2-3 (11)	Gainesville, Fla.	6/11

FLORIDA A&M (AU leads, 4-0)

Year	Result	Location	Date
2012	W, 11-3	Auburn, Ala.	5/14
2015	W, 3-2	Auburn, Ala.	4/21
2016	W, 11-2	Auburn, Ala.	2/24
2017	W, 12-8	Auburn, Ala.	2/22

FAU (AU leads, 3-1)

Year	Result	Location	Date
1998	W, 12-6	Auburn, Ala.	2/24
1998	W, 8-1	Auburn, Ala.	2/25
2002	L, 11-16	Tuscaloosa, Ala.	5/31
2010	W, 17-4	Auburn, Ala.	2/28

FIU (AU leads, 4-2)

Year	Result	Location	Date
1983	L, 8-9	Auburn, Ala.	5/9
1983	W, 10-7	Auburn, Ala.	5/10
1983	L, 9-10 (10)	Auburn, Ala.	5/11
1984	W, 8-2	Auburn, Ala.	4/17
1984	W, 9-6	Auburn, Ala.	4/18
1984	W, 13-10	Auburn, Ala.	4/19

FLA. SOUTHERN (AU leads, 2-0)

Year	Result	Location	Date
1950	W, 16-1		3/21
1956	W, 10-7		3/17

FLORIDA ST. (AU trails, 75-44)

Year	Result	Location	Date
1904	W, 6-3	Auburn, Ala.	4/4
1954	W, 7-2	Tallahassee, Fla.	3/20
1957	L, 2-8	Tallahassee, Fla.	3/19
1957	L, 5-10	Tallahassee, Fla.	3/20
1957	W, 10-9	Auburn, Ala.	4/22
1957	L, 4-10	Auburn, Ala.	4/23
1958	W, 4-3	Tallahassee, Fla.	3/20
1958	W, 10-7	Tallahassee, Fla.	3/20
1958	L, 1-5	Auburn, Ala.	4/26
1958	L, 2-4	Auburn, Ala.	4/28
1959	L, 4-8		3/17
1959	L, 3-11		3/17
1959	W, 4-3		5/13
1959	W, 8-6		5/14
1960	W, 10-4	Tallahassee, Fla.	3/21
1960	L, 8-22	Tallahassee, Fla.	3/22
1960	L, 4-11	Tallahassee, Fla.	3/23
1960	W, 8-3	Auburn, Ala.	5/6
1960	W, 6-5	Auburn, Ala.	5/7
1961	L, 1-10	Tallahassee, Fla.	3/20
1961	L, 9-10	Tallahassee, Fla.	3/21
1961	W, 15-5	Tallahassee, Fla.	3/21
1962	W, 12-7	Tallahassee, Fla.	3/16
1962	W, 10-2	Tallahassee, Fla.	3/17
1962	W, 7-6	Auburn, Ala.	4/9
1962	W, 5-3	Auburn, Ala.	4/10
1963	L, 1-12		3/16
1963	L, 3-8		3/18
1963	L, 1-5		3/25
1963	L, 7-9		3/26
1963	L, 3-4	Gastonia, N.C.	5/30
1964	W, 5-3		4/20
1964	W, 4-2		5/4
1964	W, 19-5		5/5
1965	L, 1-6		4/5
1965	L, 0-12		4/6
1966	L, 3-6	Tallahassee, Fla.	3/22
1966	W, 7-2	Auburn, Ala.	4/1
1966	W, 6-2	Auburn, Ala.	4/2
1967	W, 12-7	Tallahassee, Fla.	3/20
1967	L, 0-1	Tallahassee, Fla.	3/21
1967	W, 5-2	Auburn, Ala.	4/7
1967	L, 3-9	Auburn, Ala.	4/8
1967	W, 13-3	Gastonia, N.C.	6/3
1968	L, 1-2	Tallahassee, Fla.	4/22
1968	L, 3-7	Tallahassee, Fla.	4/23
1968	L, 2-3	Auburn, Ala.	5/13
1968	W, 18-1	Auburn, Ala.	5/14
1969	W, 1-0	Tallahassee, Fla.	3/14
1969	L, 1-6	Tallahassee, Fla.	3/15
1969	W, 7-4	Auburn, Ala.	5/19
1969	L, 3-6	Auburn, Ala.	5/20
1970	L, 4-10	Tallahassee, Fla.	4/6

1970	W, 5-3	Tallahassee, Fla.	4/7
1970	L, 0-5	Auburn, Ala.	5/18
1970	L, 6-7	Auburn, Ala.	5/19
1971	L, 8-13		4/13
1971	W, 11-8		4/16
1971	L, 4-9		5/17
1971	L, 5-6		5/18
1972	W, 9-3	Tallahassee, Fla.	3/24
1972	L, 13-16	Tallahassee, Fla.	3/25
1972	W, 9-3	Auburn, Ala.	5/15
1972	L, 4-7	Auburn, Ala.	5/16
1973	W, 4-2	Tallahassee, Fla.	4/9
1973	W, 4-2	Tallahassee, Fla.	4/10
1973	L, 2-4	Auburn, Ala.	5/14
1973	L, 4-8	Auburn, Ala.	5/15
1974	L, 1-11	Tallahassee, Fla.	4/29
1974	W, 6-3	Tallahassee, Fla.	4/30
1974	W, 5-4	Auburn, Ala.	5/13
1974	W, 7-1	Auburn, Ala.	5/14
1975	L, 1-3	Tallahassee, Fla.	4/15
1975	L, 0-4	Tallahassee, Fla.	4/16
1975	L, 1-4	Auburn, Ala.	5/12
1975	W, 4-3	Auburn, Ala.	5/12
1976	W, 2-1	Tallahassee, Fla.	5/24
1980	L, 7-21	Tallahassee, Fla.	4/9
1980	L, 0-2	Tallahassee, Fla.	4/9
1980	L, 5-9	Auburn, Ala.	4/22
1980	L, 2-4	Auburn, Ala.	4/23
1981	L, 1-7	Auburn, Ala.	4/28
1981	L, 3-4	Auburn, Ala.	4/29
1981	L, 5-7	Tallahassee, Fla.	5/6
1981	L, 3-11	Tallahassee, Fla.	5/7
1982	W, 9-5	Auburn, Ala.	4/13
1982	L, 8-10 (5)	Auburn, Ala.	4/14
1982	L, 0-14	Tallahassee, Fla.	4/20
1982	W, 9-8	Tallahassee, Fla.	4/21
1983	L, 9-12	Tallahassee, Fla.	2/23
1983	L, 1-6	Tallahassee, Fla.	2/23
1983	L, 5-7	Auburn, Ala.	3/23
1984	L, 4-10	Tallahassee, Fla.	2/28
1984	L, 2-12	Tallahassee, Fla.	2/29
1989	L, 6-7	Tallahassee, Fla.	5/27
1997	W, 8-7	Tallahassee, Fla.	5/24
1997	L, 7-9	Tallahassee, Fla.	5/25
1997	W, 5-2	Tallahassee, Fla.	5/25
1998	L, 10-16	Tallahassee, Fla.	5/24
1999	L, 2-10	Tallahassee, Fla.	6/4
1999	L, 3-6	Tallahassee, Fla.	6/5
2001	L, 6-10	Tallahassee, Fla.	5/26
2001	L, 6-9	Tallahassee, Fla.	5/27
2005	L, 3-7	Tallahassee, Fla.	2/11
2005	L, 5-6	Tallahassee, Fla.	2/12
2005	W, 9-2	Tallahassee, Fla.	2/13
2005	L, 3-4	Tallahassee, Fla.	6/4
2005	L, 4-10	Tallahassee, Fla.	6/5
2006	W, 5-2	Auburn, Ala.	2/10
2006	L, 3-8	Auburn, Ala.	2/11
2008	L, 5-7	Auburn, Ala.	2/28
2008	L, 5-6	Auburn, Ala.	2/29
2008	L, 3-4	Tallahassee, Fla.	3/1
2008	L, 1-10	Tallahassee, Fla.	3/2
2009	L, 7-8	Tallahassee, Fla.	2/26
2009	L, 5-14	Tallahassee, Fla.	2/27
2009	W, 10-9	Auburn, Ala.	2/28
2017	L, 7-8 (10)	Tallahassee, Fla.	6/4
2017	L, 0-6	Tallahassee, Fla.	6/5

FT. BENNING (AU leads, 26-13)

Year	Result	Location	Date
1921	W, 4-1	Auburn, Ala.	4/28
1921	W, 4-1	Columbus, Ga.	5/4
1922	W, 1-0	Auburn, Ala.	3/17
1922	L, 3-10	Auburn, Ala.	3/18
1922	W, 9-4	Columbus, Ga.	3/24
1922	L, 4-8	Columbus, Ga.	3/25
1923	W, 7-30	Auburn, Ala.	3/17
1923	L, 2-8	Auburn, Ala.	3/17
1923	W, 1-0	Columbus, Ga.	4/3
1923	L, 0-6	Columbus, Ga.	4/4
1925	L, 4-9	Columbus, Ga.	3/20
1925	L, 6-17	Columbus, Ga.	3/21
1925	L, 5-7	Auburn, Ala.	3/24
1925	W, 9-7	Auburn, Ala.	3/25
1926	W, 3-2	Columbus, Ga.	3/19
1926	W, 14-12	Columbus, Ga.	3/20
1926	W, 11-4	Auburn, Ala.	3/23
1926	W, 5-1	Auburn, Ala.	3/23
1928	W, 7-0	Columbus, Ga.	3/23
1928	W, 11-0	Columbus, Ga.	3/24
1928	L, 11-12	Auburn, Ala.	4/13
1930	W, 5-4	Auburn, Ala.	3/14
1930	W, 9-3	Columbus, Ga.	3/15
1931	W, 12-1	Auburn, Ala.	3/26
1933	W, 10-5	Auburn, Ala.	4/26
1934</			



RESULTS VS. OPPONENTS

Table of game results from 1921 to 1949, listing dates, opponents, and scores.

Table of game results from 1950 to 1978, listing dates, opponents, and scores.

Table of game results from 1979 to 2019, listing dates, opponents, and scores.

GEORGIA COLLEGE (AU leads, 2-0) table with columns for Year, Result, Location, and Date.

GA. SOUTHERN (AU leads, 4-1) table with columns for Year, Result, Location, and Date.

GA. SOUTHWESTERN (AU leads, 12-0) table with columns for Year, Result, Location, and Date.

GEORGIA ST. (AU leads, 16-1) table with columns for Year, Result, Location, and Date.

GA. TECH (AU leads, 121-112-6) table with columns for Year, Result, Location, and Date.





RESULTS VS. OPPONENTS

1916	W, 3-0	Atlanta, Ga.	4/15	1953	L, 5-6	Atlanta, Ga.	3/30
1917	W, 5-4	Auburn, Ala.	4/14	1953	W, 14-7	Atlanta, Ga.	3/31
1917	W, 4-1	Auburn, Ala.	4/14	1953	W, 11-4	Auburn, Ala.	4/13
1918	L, 4-8	Atlanta, Ga.	4/12	1953	L, 5-8	Auburn, Ala.	4/14
1918	W, 10-4	Atlanta, Ga.	4/13	1954	W, 5-2	Auburn, Ala.	4/9
1918	L, 3-8	Auburn, Ala.	4/19	1954	L, 4-6	Atlanta, Ga.	4/10
1918	W, 3-0	Auburn, Ala.	4/20	1954	L, 6-9	Auburn, Ala.	5/7
1919	L, 1-2 (10)	Atlanta, Ga.	4/11	1954	W, 21-9	Auburn, Ala.	5/8
1919	L, 2-4	Atlanta, Ga.	4/12	1955	L, 3-5	Atlanta, Ga.	4/1
1920	L, 2-6	Auburn, Ala.	4/16	1955	W, 7-3	Atlanta, Ga.	4/2
1920	W, 5-4	Auburn, Ala.	4/17	1955	W, 13-8	Atlanta, Ga.	4/18
1921	L, 3-8	Atlanta, Ga.	4/15	1955	L, 7-12	Atlanta, Ga.	4/19
1921	PPD	Atlanta, Ga.	4/16	1956	W, 1-0	Auburn, Ala.	4/27
1922	PPD	Atlanta, Ga.	3/31	1956	W, 9-3	Auburn, Ala.	4/28
1922	W, 7-6	Atlanta, Ga.	4/1	1956	L, 1-10	Auburn, Ala.	4/28
1922	W, 8-5	Auburn, Ala.	4/14	1957	L, 1-2	Atlanta, Ga.	4/27
1922	L, 4-5	Atlanta, Ala.	4/15	1957	W, 3-2	Atlanta, Ga.	4/27
1923	T, 2-2 (10)	Montgomery, Ala.	4/14	1957	L, 7-8	Atlanta, Ga.	4/29
1923	W, 7-3	Atlanta, Ga.	4/15	1958	W, 14-11	Auburn, Ala.	4/12
1923	T, 2-2 (5, Rain)	Auburn, Ala.	4/21	1958	W, 11-3	Auburn, Ala.	4/14
1923	T, 1-1 (7, Rain)	Montgomery, Ala.	4/22	1958	W, 3-2	Atlanta, Ga.	4/19
1924	L, 5-17	Auburn, Ala.	4/3	1958	W, 15-0	Atlanta, Ga.	4/21
1924	L, 0-2	Auburn, Ala.	4/4	1959	L, 2-7	Auburn, Ala.	4/10
1924	L, 6-7	Atlanta, Ga.	5/14	1959	W, 9-4	Auburn, Ala.	4/11
1924	L, 0-2	Atlanta, Ga.	5/15	1959	L, 1-5	Atlanta, Ga.	4/17
1925	L, 2-25	Atlanta, Ga.	4/24	1960	L, 2-3	Atlanta, Ga.	4/1
1925	L, 8-10	Atlanta, Ga.	4/25	1960	W, 5-4	Atlanta, Ga.	4/2
1926	L, 0-5	Atlanta, Ga.	4/9	1960	L, 6-7 (12)	Auburn, Ala.	4/22
1926	L, 7-13	Atlanta, Ga.	4/10	1960	L, 0-12	Auburn, Ala.	4/23
1927	W, 10-2	Atlanta, Ga.	4/8	1961	W, 7-6	Atlanta, Ga.	4/1
1927	W, 7-5	Atlanta, Ga.	4/9	1961	W, 12-10	Atlanta, Ga.	4/1
1928	W, 15-4	Auburn, Ala.	4/16	1961	W, 24-13	Auburn, Ala.	4/21
1928	L, 2-11	Auburn, Ala.	4/17	1961	W, 9-5	Auburn, Ala.	4/22
1928	L, 5-7	Atlanta, Ga.	4/21	1962	W, 9-1	Auburn, Ala.	2/29
1929	W, 23-3	Auburn, Ala.	4/3	1962	W, 3-2	Auburn, Ala.	3/24
1929	W, 16-8	Auburn, Ala.	4/4	1962	W, 8-6	Atlanta, Ga.	3/30
1929	L, 8-12	Atlanta, Ga.	4/19	1963	W, 5-3	Atlanta, Ga.	3/29
1929	L, 3-8	Atlanta, Ga.	4/20	1963	W, 11-3	Atlanta, Ga.	3/30
1930	W, 7-4	Auburn, Ala.	4/16	1963	W, 4-0	Auburn, Ala.	4/9
1930	L, 2-6	Auburn, Ala.	4/17	1963	W, 6-4	Auburn, Ala.	4/10
1931	W, 13-8	Atlanta, Ga.	4/24	1964	W, 10-6	Atlanta, Ga.	4/10
1931	L, 7-11	Atlanta, Ga.	4/25	1964	W, 8-6	Atlanta, Ga.	4/11
1931	W, 11-5	Auburn, Ala.	5/11	1964	W, 5-1	Auburn, Ala.	5/8
1931	W, 13-0	Auburn, Ala.	5/12	1964	W, 10-2	Auburn, Ala.	5/9
1932	T, 6-6	Atlanta, Ga.	4/15	1965	W, 13-3	Auburn, Ala.	4/9
1932	W, 12-10	Atlanta, Ga.	4/16	1965	W, 4-0	Auburn, Ala.	4/10
1932	L, 4-5	Atlanta, Ga.	4/16	1965	L, 4-5	Atlanta, Ga.	5/7
1932	W, 8-7 (10)	Auburn, Ala.	4/29	1965	L, 5-13	Atlanta, Ga.	5/8
1932	L, 4-5	Auburn, Ala.	4/30	1966	W, 2-1	Auburn, Ala.	4/22
1933	L, 3-4	Atlanta, Ga.	4/7	1966	L, 2-8	Auburn, Ala.	4/23
1933	W, 11-7	Atlanta, Ga.	4/8	1966	W, 1-0	Atlanta, Ga.	5/17
1933	W, 4-3 (10)	Auburn, Ala.	4/28	1966	L, 3-13	Atlanta, Ga.	5/18
1933	W, 9-5	Auburn, Ala.	4/29	1967	W, 4-2	Atlanta, Ga.	4/15
1934	L, 4-10	Atlanta, Ga.	4/6	1967	W, 9-6	Atlanta, Ga.	4/16
1934	W, 7-4	Atlanta, Ga.	4/7	1967	L, 8-12	Auburn, Ala.	5/19
1934	W, 1-0	Auburn, Ala.	4/28	1967	W, 8-6	Auburn, Ala.	5/20
1935	L, 3-6	Auburn, Ala.	4/22	1974	W, 11-7	Atlanta, Ga.	5/15
1935	L, 3-4	Auburn, Ala.	4/23	1975	W, 6-5	Atlanta, Ga.	5/21
1937	W, 3-2	Atlanta, Ga.	4/7	1976	W, 6-4	Atlanta, Ga.	5/18
1937	W, 6-5	Auburn, Ala.	5/1	1977	W, 7-6	Atlanta, Ga.	5/17
1937	L, 2-3	Auburn, Ala.	5/1	1978	L, 8-10	Atlanta, Ga.	5/16
1938	L, 6-9	Auburn, Ala.	4/29	1979	L, 6-7	Atlanta, Ga.	5/15
1938	W, 9-2	Auburn, Ala.	4/30	1982	L, 6-8	Atlanta, Ga.	5/12
1938	L, 2-6	Atlanta, Ga.	5/11	1983	L, 7-16	Atlanta, Ga.	4/14
1938	L, 4-5 (10)	Atlanta, Ga.	5/12	1983	W, 4-3 (10)	Auburn, Ala.	5/4
1939	W, 5-2	Auburn, Ala.	4/14	1984	L, 5-8	Atlanta, Ga.	5/4
1939	W, 11-4	Auburn, Ala.	4/15	1985	L, 5-12	Atlanta, Ga.	4/4
1939	W, 11-2	Atlanta, Ga.	5/1	1985	W, 6-5	Auburn, Ala.	4/24
1939	L, 4-5	Atlanta, Ga.	5/2	1986	L, 4-6	Atlanta, Ga.	4/23
1940	L, 4-5	Atlanta, Ga.	4/5	1986	W, 8-7 (10)	Auburn, Ala.	4/28
1940	W, 7-1	Atlanta, Ga.	4/6	1987	W, 11-6	Atlanta, Ga.	4/28
1940	W, 2-0	Auburn, Ala.	4/20	1987	L, 5-9	Auburn, Ala.	5/6
1941	L, 3-5	Auburn, Ala.	4/16	1988	W, 14-3	Atlanta, Ga.	3/8
1941	L, 4-7	Auburn, Ala.	4/17	1989	W, 9-7	Auburn, Ala.	2/28
1941	W, 8-4	Atlanta, Ga.	4/28	1989	L, 6-14	Atlanta, Ga.	4/18
1941	W, 17-4	Atlanta, Ga.	4/29	1993	L, 4-5	Orlando, Fla.	2/5
1942	W, 7-1	Auburn, Ala.	4/10	1999	W, 17-12	Orlando, Fla.	1/29
1942	W, 8-4	Auburn, Ala.	4/11	2001	W, 4-0	Auburn, Ala.	3/6
1942	L, 10-15	Atlanta, Ga.	4/20	2001	L, 1-11	Atlanta, Ga.	4/17
1942	W, 11-9	Atlanta, Ga.	4/21	2002	L, 5-9	Auburn, Ala.	4/9
1948	W, 17-4	Atlanta, Ga.	4/17	2002	L, 4-10	Atlanta, Ga.	4/16
1948	L, 8-10	Atlanta, Ga.	4/18	2003	L, 2-4	Auburn, Ala.	3/11
1948	L, 8-13	Auburn, Ala.	5/17	2003	W, 7-5	Atlanta, Ga.	3/18
1948	L, 6-12	Auburn, Ala.	5/18	2004	W, 6-2	Auburn, Ala.	3/2
1949	W, 12-8	Auburn, Ala.	4/15	2004	L, 5-20	Atlanta, Ga.	3/30
1949	L, 3-5	Auburn, Ala.	4/16	2005	W, 7-6 (11)	Auburn, Ala.	3/23
1949	L, 2-8	Atlanta, Ga.	4/25	2005	L, 2-3	Auburn, Ala.	4/5
1949	W, 4-3	Atlanta, Ga.	4/26	2015	W, 7-1	Auburn, Ala.	2/24
1950	W, 9-5	Auburn, Ala.	4/14	2015	L, 1-4	Atlanta, Ga.	3/24
1950	L, 8-9	Auburn, Ala.	4/15	2016	L, 1-4	Auburn, Ala.	3/8
1950	L, 4-8	Atlanta, Ga.	5/5	2016	W, 14-3	Atlanta, Ga.	3/15
1950	W, 8-3	Atlanta, Ga.	5/6	2017	W, 7-4	Atlanta, Ga.	3/21
1951	W, 23-2	Auburn, Ala.	3/30	2017	L, 8-11	Auburn, Ala.	4/4
1951	L, 9-11	Auburn, Ala.	3/31	2018	W, 12-7	Auburn, Ala.	3/13
1951	W, 6-1	Atlanta, Ga.	4/28	2018	L, 4-6	Atlanta, Ga.	3/20
1952	T, 4-4	Atlanta, Ga.	3/31	2019	L, 3-9	Auburn, Ala.	4/2
1952	W, 11-4	Atlanta, Ga.	4/1	2019	L, 6-11	Atlanta, Ga.	4/16
1952	L, 3-10	Auburn, Ala.	4/5	2019	W, 6-5	Atlanta, Ga.	6/1
1952	L, 2-3	Auburn, Ala.	4/5	2019	W, 4-1	Atlanta, Ga.	6/2

2020	L, 2-6	Auburn, Ala.	3/10
GOODYEAR (AU trails, 1-3-1)			
YEAR	RESULT	LOCATION	DATE
1935	L, 6-10	Goodyear	4/26
1937	L, 1-3	Auburn, Ala.	3/25
1937	T, 0-0	Auburn, Ala.	3/25
1938	W, 10-7	Auburn, Ala.	3/24
1938	L, 2-4	Auburn, Ala.	3/24
GUNTER FIELD (AU trails 1-2)			
YEAR	RESULT	LOCATION	DATE
1943	L, 1-3	Gunter Field	4/11
1943	W, 9-4	Auburn, Ala.	4/28
1943	L, 9-11	Auburn, Ala.	5/7
HAMILTON, ONT. (AU leads, 1-0)			
YEAR	RESULT	LOCATION	DATE
1940	W, 12-4	Auburn, Ala.	4/2
HIRAM (AU leads, 1-0)			
Year	Result	Location	Date
1973	W, 16-9		3/17
HOFSTRA (AU leads, 12-0)			
Year	Result	Location	Date
2004	W, 19-4	Auburn, Ala.	2/27
2004	W, 6-4	Auburn, Ala.	2/28
2004	W, 9-3	Auburn, Ala.	2/29
2005	W, 18-5	Auburn, Ala.	2/4
2005	W, 11-3	Auburn, Ala.	2/5
2005	W, 6-5	Auburn, Ala.	2/6
2006	W, 9-8 (10)	Auburn, Ala.	2/17
2006	W, 8-3	Auburn, Ala.	2/18
2006	W, 5-2	Auburn, Ala.	2/19
2007	W, 17-0	Auburn, Ala.	2/9
2007	W, 11-7	Auburn, Ala.	2/10
2007	W, 10-5	Auburn, Ala.	2/11
HOLY CROSS (AU leads, 3-0)			
Year	Result	Location	Date
2017	W, 7-0	Auburn, Ala.	2/24
2017	W, 4-0	Auburn, Ala.	2/25
2017	W, 13-4	Auburn, Ala.	2/26
HOUSTON (AU leads, 2-1)			
Year	Result	Location	Date
1976	W, 5-0	Auburn, Ala.	2/26
1976	L, 0-7	Auburn, Ala.	2/26
1989	W, 4-2	Mobile, Ala.	4/4
HUNTINGDON (AU leads, 16-5)			
Year	Result	Location	Date
1964	W, 10-0		3/17
1964	W, 10-5		3/18
1978	W, 5-4	Auburn, Ala.	2/25
1979	W, 8-5	Auburn, Ala.	4/10
1980	L, 6-9	Auburn, Ala.	4/1
1980	W, 5-0	Montgomery, Ala.	5/1
1981	L, 1-2 (11)	Montgomery, Ala.	4/20
1981	W, 3-1	Auburn, Ala.	5/11
1982	W, 20-4	Montgomery, Ala.	4/3
1982	W, 12-4	Auburn, Ala.	4/15
1983	L, 22-23	Auburn, Ala.	4/21
1984	W, 2-1	Montgomery, Ala.	4/1
1984	W, 10-1	Auburn, Ala.	5/5
1985	L, 2-5	Montgomery, Ala.	4/12
1985	L, 0-5	Auburn, Ala.	4/29
1986	W, 5-4	Auburn, Ala.	2/26
1987	W, 3-2 (11)	Auburn, Ala.	2/18
1988	W, 9-1	Auburn, Ala.	2/24
1989	W, 18-13	Auburn, Ala.	2/15
1990	W, 9-7	Auburn, Ala.	2/14
1992	W, 8-3	Auburn, Ala.	3/11
ILLINOIS (Series tied, 2-2)			
YEAR	RESULT	LOCATION	DATE
1925	L, 0-3	Auburn, Ala.	4/10
1925	W, 4-3	Auburn, Ala.	4/11
1927	W, 12-5	Auburn, Ala.	4/15
1927	L, 8-10	Auburn, Ala.	4/16
ILLINOIS-CHICAGO (AU leads, 4-0)			
YEAR	RESULT	LOCATION	DATE
2020	W, 5-3	Auburn, Ala.	2/14
2020	W, 18-1	Auburn, Ala.	2/15
2020	W, 7-3	Auburn, Ala.	2/15
2020	W, 14-0	Auburn, Ala.	2/16

ILLINOIS ST. (AU trails, 3-2)			
Year	Result	Location	Date
1983	L, 6-17	Auburn, Ala.	3/8
1991	L, 6-11	Auburn, Ala.	3/5
1991	W, 3-1 (7)	Auburn, Ala.	3/6
1991	L, 3-5 (7)	Auburn, Ala.	3/6
1991	W, 6-2	Auburn, Ala.	3/7
INDIANA (AU leads, 4-1)			
Year	Result	Location	Date
1921	W, 10-4	Auburn, Ala.	4/4
1921	W, 2-1	Auburn, Ala.	4/5
1941	L, 7-11	Auburn, Ala.	4/3
1941	W, 3-2	Auburn, Ala.	4/4
1996	W, 6-3	Montgomery, Ala.	3/1
IU-SOUTHEAST (AU leads, 1-0)			
Year	Result	Location	Date
1981	W, 13-10	Auburn, Ala.	3/8
INDIANA ST. (AU leads, 5-0)			
Year	Result	Location	Date
1968	W, 10-1	Auburn, Ala.	4/9
1968	W, 8-0	Auburn, Ala.	4/10
1969	W, 17-1	Auburn, Ala.	4/1
2013	W, 6-5	Auburn, Ala.	2/24
2014	W, 4-0	Port Charlotte, Fla.	2/14
JACKSON ST. (Series tied, 1-1)			
Year </			



RESULTS VS. OPPONENTS

2015	L, 9-10	Auburn, Ala.	3/1
2017	W, 10-1	Auburn, Ala.	3/15
2019	L, 6-11	Auburn, Ala.	4/9
2019	W, 14-2	Jacksonville, Fla.	4/23

KENNESAW ST. (AU leads, 6-3)

Year	Result	Location	Date
2013	L, 2-9	Auburn, Ala.	2/26
2013	W, 8-3	Kennesaw, Ga.	3/12
2014	W, 6-1	Kennesaw, Ga.	3/11
2014	W, 10-5	Auburn, Ala.	3/25
2015	W, 6-0	Auburn, Ala.	4/29
2016	L, 5-6	Kennesaw, Ga.	4/12
2016	L, 3-7	Auburn, Ala.	5/11
2017	W, 6-4	Auburn, Ala.	3/8
2017	W, 15-7	Kennesaw, Ga.	4/18

KENTUCKY (AU leads, 80-45)

Year	Result	Location	Date
1956	W, 25-6	Lexington, Ky.	4/20
1956	W, 19-10	Lexington, Ky.	4/21
1956	W, 10-5	Lexington, Ky.	4/21
1957	W, 12-5	Auburn, Ala.	4/19
1957	W, 1-0	Auburn, Ala.	4/20
1957	W, 10-8	Auburn, Ala.	4/20
1960	W, 7-2	Lexington, Ky.	4/29
1960	W, 7-5	Lexington, Ky.	4/30
1961	W, 17-4	Auburn, Ala.	4/7
1961	W, 7-5 (12)	Auburn, Ala.	4/8
1962	W, 5-0	Lexington, Ky.	4/29
1962	L, 4-7	Lexington, Ky.	4/30
1963	W, 13-6	Lexington, Ky.	4/12
1963	W, 14-2	Lexington, Ky.	4/13
1964	L, 1-2	Lexington, Ky.	4/24
1964	L, 4-5	Lexington, Ky.	4/25
1965	W, 5-4	Auburn, Ala.	3/19
1965	W, 11-6	Auburn, Ala.	3/20
1966	L, 1-2	Lexington, Ky.	4/29
1967	W, 2-0	Auburn, Ala.	4/10
1967	L, 2-3	Auburn, Ala.	4/10
1967	W, 4-1	Auburn, Ala.	4/11
1968	L, 4-5	Lexington, Ky.	4/18
1968	L, 9-16	Lexington, Ky.	4/18
1968	L, 0-3	Lexington, Ky.	4/20
1969	L, 2-4	Auburn, Ala.	4/28
1969	W, 2-0	Auburn, Ala.	4/28
1969	W, 12-2	Auburn, Ala.	4/29
1970	W, 1-0	Lexington, Ky.	4/25
1970	W, 4-2	Lexington, Ky.	4/25
1971	L, 5-6	Auburn, Ala.	4/9
1971	W, 2-0	Auburn, Ala.	4/10
1971	L, 13-14	Auburn, Ala.	4/12
1972	W, 5-2	Lexington, Ky.	4/8
1972	L, 4-5	Lexington, Ky.	4/8
1973	W, 5-1	Auburn, Ala.	4/6
1973	W, 2-1	Auburn, Ala.	4/6
1974	L, 6-7	Lexington, Ky.	4/5
1974	W, 12-2	Lexington, Ky.	4/5
1974	W, 5-2	Lexington, Ky.	4/6
1975	L, 1-4	Auburn, Ala.	4/4
1975	W, 9-4	Auburn, Ala.	4/4
1975	W, 15-7	Auburn, Ala.	4/5
1976	L, 6-7	Lexington, Ky.	5/13
1976	W, 6-0	Auburn, Ala.	5/16
1976	W, 14-6	Auburn, Ala.	5/16
1986	W, 1-0	Auburn, Ala.	4/12
1986	W, 16-5	Auburn, Ala.	4/13
1986	W, 5-4	Auburn, Ala.	4/14
1987	W, 12-7 (7)	Lexington, Ky.	4/18
1987	L, 5-6 (7)	Lexington, Ky.	4/18
1987	L, 4-11	Lexington, Ky.	4/19
1987	W, 5-4 (10)	Athens, Ga.	5/15
1988	W, 9-1 (7)	Auburn, Ala.	4/16
1988	W, 2-0 (7)	Auburn, Ala.	4/16
1988	L, 1-2	Auburn, Ala.	4/17
1989	L, 5-7	Lexington, Ky.	4/15
1989	W, 5-3 (10)	Lexington, Ky.	4/15
1989	L, 4-9	Lexington, Ky.	4/16
1990	W, 9-6	Auburn, Ala.	4/28
1990	L, 1-5 (7)	Auburn, Ala.	4/28
1990	L, 4-7	Auburn, Ala.	4/29
1991	L, 10-11	Lexington, Ky.	4/27
1991	W, 10-3 (7)	Lexington, Ky.	4/27
1991	W, 3-1	Lexington, Ky.	4/28
1991	W, 8-5	Baton Rouge, La.	5/17
1992	L, 3-6	Auburn, Ala.	3/28
1992	L, 4-8 (7)	Auburn, Ala.	3/28
1992	L, 8-11	Auburn, Ala.	3/29
1993	W, 10-4	Lexington, Ky.	4/3
1993	W, 7-3 (7)	Lexington, Ky.	4/3
1993	W, 16-8	Lexington, Ky.	4/4
1996	W, 16-10	Auburn, Ala.	3/29
1996	L, 4-7	Auburn, Ala.	3/30
1996	W, 12-6	Auburn, Ala.	3/31
1997	W, 5-0 (5)	Lexington, Ky.	3/28
1997	L, 5-6 (12)	Lexington, Ky.	3/29
1997	W, 18-3	Lexington, Ky.	3/30

1998	L, 7-10	Auburn, Ala.	5/1
1998	W, 14-3	Auburn, Ala.	5/2
1998	W, 15-2	Auburn, Ala.	5/3
1999	L, 1-10	Lexington, Ky.	5/7
1999	W, 7-4	Lexington, Ky.	5/8
1999	W, 5-4	Lexington, Ky.	5/9
2002	L, 1-3	Auburn, Ala.	3/15
2002	W, 4-3	Auburn, Ala.	3/16
2002	W, 5-0	Auburn, Ala.	3/17
2003	W, 14-10	Lexington, Ky.	3/21
2003	W, 10-3	Lexington, Ky.	3/22
2003	W, 10-3	Lexington, Ky.	3/23
2004	L, 0-8	Auburn, Ala.	3/19
2004	L, 3-4	Auburn, Ala.	3/20
2004	W, 3-2 (10)	Auburn, Ala.	3/21
2005	W, 8-4	Lexington, Ky.	4/15
2005	L, 2-6	Lexington, Ky.	4/16
2005	W, 4-3	Lexington, Ky.	4/17
2006	L, 7-8	Auburn, Ala.	3/31
2006	W, 5-1	Auburn, Ala.	4/1
2006	W, 12-6	Auburn, Ala.	4/2
2007	W, 18-7	Lexington, Ky.	5/17
2007	W, 13-6	Lexington, Ky.	5/18
2007	L, 7-8	Lexington, Ky.	5/19
2008	W, 2-0	Auburn, Ala.	3/21
2008	W, 7-5	Auburn, Ala.	3/22
2008	L, 8-9	Auburn, Ala.	3/23
2009	L, 5-6 (10)	Lexington, Ky.	5/9
2009	L, 2-8	Lexington, Ky.	5/9
2009	W, 7-5	Lexington, Ky.	5/10
2010	W, 13-6	Auburn, Ala.	4/23
2010	L, 7-8	Auburn, Ala.	4/24
2010	W, 6-5	Auburn, Ala.	4/25
2011	W, 12-9	Lexington, Ky.	4/8
2011	W, 15-8	Lexington, Ky.	4/9
2011	W, 8-2	Lexington, Ky.	4/10
2014	L, 3-6	Lexington, Ky.	5/9
2014	W, 8-1	Lexington, Ky.	5/10
2014	L, 5-6 (10)	Lexington, Ky.	5/11
2015	W, 6-3	Hoover, Ala.	5/19
2016	W, 5-2	Auburn, Ala.	4/29
2016	W, 10-6	Auburn, Ala.	4/30
2016	L, 6-9	Auburn, Ala.	5/1
2018	L, 4-5	Lexington, Ky.	3/23
2018	W, 4-3 (7)	Lexington, Ky.	3/25
2018	L, 3-13 (7)	Lexington, Ky.	3/25
2018	W, 4-3 (11)	Hoover, Ala.	5/22

LAGRANGE (AU leads, 6-0)

Year	Result	Location	Date
1987	W, 12-4	Auburn, Ala.	3/29
1988	W, 8-6	Auburn, Ala.	4/6
1988	W, 15-0	Auburn, Ala.	4/20
1989	W, 8-1	Auburn, Ala.	4/20
1990	W, 20-6	Auburn, Ala.	4/3
1991	W, 14-0 (7)	Auburn, Ala.	4/30

LANETT (AU leads, 8-2-1)

Year	Result	Location	Date
1932	W, 6-5	Lanett, Ala.	4/1
1933	W, 8-3	Lanett, Ala.	4/1
1933	W, 7-2	Auburn, Ala.	4/18
1934	W, 5-0	Auburn, Ala.	3/23
1934	W, 4-1	Lanett, Ala.	3/24
1938	L, 5-8	Auburn, Ala.	4/2
1939	W, 6-2	Lanett, Ala.	4/7
1939	W, 5-1	Lanett, Ala.	5/15
1940	T	Lanett, Ala.	4/16
1940	W, 19-12	Lanett, Ala.	5/9
1951	L, 5-14	Lanett, Ala.	4/21

LIBERTY (AU leads, 2-0)

Year	Result	Location	Date
1998	W, 3-2	Tallahassee, Fla.	5/22
2000	W, 6-5 (10)	Auburn, Ala.	3/14

LINCOLN MEM. (AU leads, 4-1)

Year	Result	Location	Date
1990	W, 2-1 (7)	Auburn, Ala.	3/28
1990	W, 7-0 (7)	Auburn, Ala.	3/28
1991	W, 14-9	Auburn, Ala.	3/26
1991	W, 10-1	Auburn, Ala.	3/27
1992	L, 1-2	Auburn, Ala.	4/1

LIPSCOMB (AU leads, 3-2)

Year	Result	Location	Date
2007	L, 3-4 (12)	Auburn, Ala.	2/14
2009	W, 17-4	Auburn, Ala.	2/24
2017	W, 8-0	Auburn, Ala.	3/3
2017	W, 5-4	Auburn, Ala.	3/4
2017	L, 7-8	Auburn, Ala.	3/5

LONGWOOD (AU leads, 3-0)

Year	Result	Location	Date
2018	W, 6-0	Auburn, Ala.	2/16
2018	W, 25-1	Auburn, Ala.	2/17
2018	W, 3-0	Auburn, Ala.	2/18

LA. COLLEGE (AU leads, 2-0)

Year	Result	Location	Date
1992	W, 9-8	Auburn, Ala.	4/14
1992	W, 10-0	Auburn, Ala.	4/15

ULM (AU leads, 2-0)

Year	Result	Location	Date
1964	W, 11-3		3/23
1964	W, 8-2		3/24

LSU (AU trails, 107-74)

Year	Result	Location	Date
1907	W, 4-0	Baton Rouge, La.	3/28
1907	W, 5-3	Baton Rouge, La.	3/29
1907	L, 3-4	Baton Rouge, La.	3/30
1917	CNCLD	Auburn, Ala.	4/20
1917	CNCLD	Auburn, Ala.	4/21
1936	L, 4-6	Auburn, Ala.	4/13
1936	L, 4-16	Auburn, Ala.	4/14
1951	L, 2-5	Baton Rouge, La.	4/6
1951	L, 0-3	Baton Rouge, La.	4/7
1952	W, 5-4	Auburn, Ala.	3/28
1952	W, 7-6	Auburn, Ala.	3/29
1953	W, 6-5	Baton Rouge, La.	3/23
1953	L, 7-11	Baton Rouge, La.	3/24
1961	L, 3-4	Auburn, Ala.	5/10
1961	L, 5-6 (11)	Baton Rouge, La.	5/12
1976	L, 3-4	Baton Rouge, La.	4/9
1976	W, 5-2	Baton Rouge, La.	4/9
1976	L, 1-3	Baton Rouge, La.	4/10
1976	L, 0-2	Auburn, Ala.	4/30
1976	W, 5-1	Auburn, Ala.	5/1
1977	W, 2-0	Auburn, Ala.	3/25
1977	W, 10-2	Auburn, Ala.	3/26
1977	W, 4-2	Auburn, Ala.	3/26
1977	L, 0-1 (10)	Baton Rouge, La.	4/30
1977	W, 3-0	Baton Rouge, La.	4/30
1978	L, 0-1	Baton Rouge, La.	3/25
1978	W, 3-0	Baton Rouge, La.	3/25
1978	L, 0-1	Baton Rouge, La.	3/26
1978	W, 8-5	Auburn, Ala.	4/29
1978	W, 5-4	Auburn, Ala.	4/29
1978	W, 14-1	Auburn, Ala.	4/30
1979	L, 4-7 (7)	Baton Rouge, La.	3/24
1979	L, 1-7 (7)	Baton Rouge, La.	3/24
1979	L, 2-3	Baton Rouge, La.	3/25
1979	W, 8-4 (7)	Auburn, Ala.	4/28
1979	W, 9-4 (7)	Auburn, Ala.	4/28
1979	L, 2-6	Auburn, Ala.	4/29
1980	L, 2-8 (7)	Baton Rouge, La.	3/18
1980	L, 5-10 (7)	Baton Rouge, La.	3/18
1980	W, 7-2 (7)	Auburn, Ala.	4/19
1980	W, 3-2 (7)	Auburn, Ala.	4/19
1980	W, 5-0	Auburn, Ala.	4/20
1981	W, 4-3 (7)	Baton Rouge, La.	3/22
1981	L, 1-2 (7)	Baton Rouge, La.	3/22
1981	W, 4-3 (7)	Auburn, Ala.	4/25
1981	L, 2-3 (9)	Auburn, Ala.	4/25
1981	W, 12-4	Auburn, Ala.	4/26
1982	L, 2-4 (7)	Baton Rouge, La.	3/7
1982	L, 0-11 (7)	Baton Rouge, La.	3/7
1982	W, 12-6	Auburn, Ala.	4/10
1982	W, 13-12	Auburn, Ala.	4/11
1982	W, 9-1 (7)	Auburn, Ala.	4/11
1983	W, 6-3	Auburn, Ala.	3/27
1983	W, 5-4	Auburn, Ala.	3/27
1983	L, 0-3	Baton Rouge, La.	4/30
1983	W, 7-1	Baton Rouge, La.	4/30
1983	L, 3-9	Baton Rouge, La.	5/1
1984	W, 4-0 (7)	Baton Rouge, La.	3/3
1984	L, 5-9 (7)	Baton Rouge, La.	3/3
1984	L, 6-8	Baton Rouge, La.	3/4
1984	L, 4-11 (7)	Auburn, Ala.	4/7
1984	W, 8-5 (7)	Auburn, Ala.	4/7
1984	L, 4-6	Auburn, Ala.	4/8
1985	L, 2-5 (7)	Baton Rouge, La.	3/30
1985	L, 0-7 (7)	Baton Rouge, La.	3/31
1985	L, 4-6	Baton Rouge, La.	3/31
1985	L, 0-5	Auburn, Ala.	5/4
1985	W, 5-4	Auburn, Ala.	5/4
1985	L, 3-4	Auburn, Ala.	5/5
1986	L, 1-7 (7)	Baton Rouge, La.	5/3
1986	L, 3-12 (7)	Baton Rouge, La.	5/3
1986	L, 3-4	Baton Rouge, La.	5/4
1987	L, 0-4 (7)	Auburn, Ala.	5/9
1987	L, 1-6 (7)	Auburn, Ala.	5/9
1987	W, 6-1	Auburn, Ala.	5/10



RESULTS VS. OPPONENTS

2018	W, 11-4	Auburn, Ala.	5/17
2018	L, 2-6	Auburn, Ala.	5/18
2018	W, 14-5	Auburn, Ala.	5/19
2019	L, 1-7	Baton Rouge, La.	5/16
2019	L, 1-5	Baton Rouge, La.	5/17
2019	W, 5-4 (11)	Baton Rouge, La.	5/18
2019	L, 3-4	Hoover, Ala.	5/23

LOUISVILLE (AU leads, 3-1)

Year	Result	Location	Date
1975	W, 5-0	Auburn, Ala.	3/20
1995	W, 6-3	Auburn, Ala.	2/18
1995	W, 9-2	Auburn, Ala.	2/19
2019	L, 3-5	Omaha, Neb.	6/19

LOYOLA (N.O.) (AU leads, 5-1)

Year	Result	Location	Date
1926	W, 6-5	New Orleans, La.	3/31
1926	W, 13-2	New Orleans, La.	4/1
1970	W, 9-7	New Orleans, La.	3/23
1970	W, 3-0	New Orleans, La.	3/24
1970	W, 8-6	Auburn, Ala.	4/14
1970	L, 9-10	Auburn, Ala.	4/15

MAINE (AU leads, 4-1)

Year	Result	Location	Date
1976	L, 8-9	Omaha, Neb.	6/12
2013	W, 3-2	Auburn, Ala.	2/15
2013	W, 12-3	Auburn, Ala.	2/16
2013	W, 4-3	Auburn, Ala.	2/16
2013	W, 8-4	Auburn, Ala.	2/17

MARIETTA COLL. (AU leads, 1-0)

Year	Result	Location	Date
1975	W, 7-1	Auburn, Ala.	3/11

MARION (AU leads, 7-1)

Year	Result	Location	Date
1907	W, 7-1	Auburn, Ala.	4/4
1907	W	Auburn, Ala.	4/5
1907	L, 0-4	Auburn, Ala.	4/6
1916	W, 1-0	Marion, Ga.	3/31
1916	W, 3-1	Marion, Ga.	4/1
1916	W, 2-0	Marion, Ga.	4/1
1917	W, 10-1	Marion, Ga.	3/30
1917	W, 11-1	Marion, Ga.	3/31

MARSHALL (AU leads, 7-0)

Year	Result	Location	Date
1977	W, 17-5	Auburn, Ala.	
1984	W, 12-0	Auburn, Ala.	3/15
1996	W, 11-4	Auburn, Ala.	4/23
1997	W, 11-4 (5)	Auburn, Ala.	4/22
2002	W, 11-5	Auburn, Ala.	2/15
2002	W, 21-4	Auburn, Ala.	2/16
2002	W, 15-6	Auburn, Ala.	2/17

MARYLAND (AU leads, 2-1)

Year	Result	Location	Date
1974	L, 1-3	Auburn, Ala.	3/11
1974	W, 18-4	Auburn, Ala.	3/11
1999	W, 15-0	Orlando, Fla.	1/31

MAXWELL AFB (AU leads, 4-0)

Year	Result	Location	Date
1942	W, 11-1	Auburn, Ala.	5/1
1946	W, 4-2	Montgomery, Ala.	5/18
1947	W	Auburn, Ala.	4/12
1947	W	Montgomery, Ala.	

MEMPHIS (AU leads, 7-4)

Year	Result	Location	Date
1974	W, 5-3	Auburn, Ala.	4/2
1974	W, 5-0	Auburn, Ala.	4/2
1974	W, 3-0	Auburn, Ala.	4/3
1978	L, 2-7	Memphis, Tenn.	4/3
1978	L, 9-10	Memphis, Tenn.	4/4
1978	W, 11-5	Auburn, Ala.	4/13
1978	L, 4-6	Auburn, Ala.	4/13
1978	W, 14-10	Auburn, Ala.	5/20
1978	L, 5-6	Auburn, Ala.	5/22
2011	W, 6-2	Auburn, Ala.	3/8
2018	W, 5-4	Auburn, Ala.	3/14

MERCER (AU leads, 103-47-1)

Year	Result	Location	Date
1895	L	Macon, Ga.	
1896	L	Macon, Ga.	
1897	L, 4-19	Macon, Ga.	5/15

1898	L, 3-7	Macon, Ga.	4/16
1899	L, 2-11	Macon, Ga.	4/15
1899	L, 4-19	Macon, Ga.	5/15
1900	L, 4-11	Macon, Ga.	5/12
1902	L, 4-6	Macon, Ga.	4/19
1903	L, 6-8	Macon, Ga.	4/11
1904	L, 1-8	Macon, Ga.	4/9
1905	L, 1-3	Macon, Ga.	3/26
1905	W, 5-2	Macon, Ga.	4/1
1905	W, 12-7	Auburn, Ala.	4/24
1906	W, 10-3	Macon, Ga.	4/6
1906	W, 7-4	Macon, Ga.	4/7
1906	W, 10-8	Macon, Ga.	5/14
1906	W, 8-7	Macon, Ga.	5/15
1907	T, 6-6 (11)	Macon, Ga.	4/19
1907	W, 3-0	Macon, Ga.	4/20
1908	W, 2-1	Macon, Ga.	4/17
1908	W, 3-1	Macon, Ga.	4/18
1908	W, 10-0	Columbus, Ga.	4/27
1908	W, 6-2	Columbus, Ga.	4/27
1909	W, 4-3	Macon, Ga.	3/26
1909	W, 1-0	Macon, Ga.	3/27
1910	L, 3-8	Macon, Ga.	4/25
1910	L, 1-3	Macon, Ga.	4/26
1910	W, 2-1	Macon, Ga.	4/26
1910	W, 6-5	Auburn, Ala.	5/9
1910	W, 7-2	Auburn, Ala.	5/10
1911	L, 0-1	Macon, Ga.	4/24
1911	L, 1-8	Macon, Ga.	4/25
1911	L, 1-9	Macon, Ga.	4/26
1912	L, 0-1	Auburn, Ala.	4/25
1913	W, 10-2	Auburn, Ala.	4/26
1913	W, 8-4	Auburn, Ala.	4/26
1914	L, 1-11	Macon, Ga.	4/24
1916	W, 7-4	Macon, Ga.	4/26
1916	L, 7-11	Macon, Ga.	4/27
1916	L, 4-7	Macon, Ga.	4/27
1917	L, 2-6	Auburn, Ala.	4/25
1917	L, 2-4	Auburn, Ala.	4/26
1918	W, 16-10	Auburn, Ala.	4/5
1918	W, 6-2	Auburn, Ala.	4/6
1918	L, 0-3	Macon, Ga.	4/26
1918	L, 1-2	Macon, Ga.	4/27
1919	L, 2-10	Macon, Ga.	4/25
1919	W, 3-0	Macon, Ga.	4/26
1919	W, 4-1	Auburn, Ala.	5/10
1919	W, 5-4 (12)	Auburn, Ala.	5/11
1921	W, 8-5	Macon, Ga.	3/26
1921	W, 5-0	Auburn, Ala.	4/29
1921	W, 12-2	Auburn, Ala.	4/30
1922	L, 3-4	Macon, Ga.	4/21
1922	W, 6-4	Macon, Ga.	4/22
1923	W, 4-0 (5)	Auburn, Ala.	3/23
1923	L, 0-2	Auburn, Ala.	3/24
1924	L, 3-6	Macon, Ga.	3/28
1924	L, 4-7	Macon, Ga.	3/29
1925	L	Macon, Ga.	5/15
1925	L, 0-4	Macon, Ga.	5/16
1926	W, 5-4	Auburn, Ala.	5/17
1926	W, 9-5	Auburn, Ala.	5/18
1928	W, 5-1	Auburn, Ala.	5/21
1929	L, 4-5	Auburn, Ala.	5/21
1930	W, 15-5	Auburn, Ala.	5/9
1930	L, 5-7	Auburn, Ala.	5/10
1931	W, 10-5	Macon, Ga.	4/6
1931	W, 5-1	Macon, Ga.	4/7
1931	W, 3-0	Macon, Ga.	5/5
1947	W, 16-3	Auburn, Ala.	4/9
1947	W	Auburn, Ala.	4/10
1949	W, 4-1	Macon, Ga.	3/30
1950	L, 1-2	Auburn, Ala.	3/31
1950	W, 10-5	Macon, Ga.	4/1
1951	W, 16-0	Auburn, Ala.	3/27
1951	W, 29-22	Macon, Ga.	3/28
1952	W, 11-3		3/22
1952	W, 2-1		3/22
1953	W, 6-0		4/7
1953	W, 9-5		4/29
1954	W, 18-1	Macon, Ga.	3/29
1954	W, 13-5	Auburn, Ala.	3/31
1955	L, 3-5	Macon, Ga.	3/26
1955	W, 15-8	Auburn, Ala.	4/4
1956	W, 21-4	Auburn, Ala.	3/27
1956	W, 10-4	Macon, Ga.	4/7
1957	W, 14-1	Macon, Ga.	4/6
1957	W, 15-5	Auburn, Ala.	4/9
1958	W, 11-4	Macon, Ga.	4/2
1958	L, 5-17	Auburn, Ala.	4/11
1959	L, 5-6		4/21
1959	W, 4-3		4/25
1967	W, 4-3		4/17
1968	W, 4-3		4/17
1968	W, 4-2	Macon, Ga.	5/1
1969	W, 9-6	Macon, Ga.	3/25
1969	L, 1-6	Auburn, Ala.	5/12
1970	W, 9-1	Auburn, Ala.	4/28
1970	L, 5-6 (11)	Macon, Ga.	5/11
1971	W, 6-4		4/20
1972	W, 5-2	Auburn, Ala.	4/11

1972	W, 6-3	Macon, Ga.	
1973	W, 4-3	Macon, Ga.	
1974	W, 9-7	Auburn, Ala.	4/10
1974	W, 9-0	Auburn, Ala.	4/10
1974	L, 2-9	Macon, Ga.	4/17
1974	L, 2-3	Macon, Ga.	4/17
1975	W, 9-2	Macon, Ga.	5/20
1975	L, 2-4	Macon, Ga.	5/20
1976	L, 4-10	Macon, Ga.	4/20
1976	W, 6-2	Macon, Ga.	4/20
1976	W, 9-4	Auburn, Ala.	
1976	W, 4-3	Auburn, Ala.	
1977	L, 7-10	Macon, Ga.	3/3
1977	W, 17-7	Auburn, Ala.	4/11
1978	W, 1-1	Auburn, Ala.	5/9
1989	W, 10-3 (7)	Auburn, Ala.	2/22
1989	W, 5-4 (7)	Auburn, Ala.	2/22
1990	W, 2-0 (7)	Auburn, Ala.	2/17
1990	W, 4-2 (7)	Auburn, Ala.	2/17
1991	W, 8-1	Auburn, Ala.	4/2
1993	W, 2-1	Auburn, Ala.	3/22
1993	W, 6-2	Auburn, Ala.	3/23
1994	L, 3-4	Auburn, Ala.	4/19
1994	W, 7-6	Auburn, Ala.	4/20
1995	W, 5-3	Auburn, Ala.	4/25
1995	W, 12-3	Auburn, Ala.	4/26
1996	W, 20-14	Auburn, Ala.	4/16
1996	W, 13-6	Auburn, Ala.	4/17
1997	W, 18-3	Auburn, Ala.	2/11
1997	W, 10-3	Auburn, Ala.	4/15
1998	W, 9-6	Auburn, Ala.	4/21
1998	L, 4-5	Auburn, Ala.	4/29
1999	W, 15-2 (7)	Auburn, Ala.	4/28
2000	W, 11-3	Auburn, Ala.	2/15
2000	W, 19-2 (7)	Auburn, Ala.	4/4
2001	W, 13-3	Auburn, Ala.	2/20
2002	W, 3-2	Auburn, Ala.	4/2
2003	W, 7-0	Auburn, Ala.	5/13
2004	L, 1-2	Auburn, Ala.	5/18
2005	W, 6-5	Auburn, Ala.	2/15
2006	W, 18-1	Auburn, Ala.	4/25
2007	W, 5-1	Macon, Ga.	3/27
2007	W, 22-6	Auburn, Ala.	4/10
2008	W, 10-4	Auburn, Ala.	3/25
2008	W, 18-6	Macon, Ga.	5/13
2014	W, 9-5	Auburn, Ala.	3/7
2014	W, 4-1	Auburn, Ala.	3/8
2014	W, 6-5	Auburn, Ala.	3/9
2015	W, 1-0	Tallahassee, Fla.	5/30

MERCER-ATLANTA (AU trails, 1-0)

Year	Result	Location	Date
1973	L, 5-8		3/21

MIAMI [FLA.] (AU leads, 7-1)

Year	Result	Location	Date
1946	W, 8-5	Auburn, Ala.	4/16
1946	W, 1-0	Miami, Fla.	5/3
1946	W, 11-7	Miami, Fla.	5/4
1966	W, 7-1	Auburn, Ala.	4/11
1966	W, 8-3	Auburn, Ala.	4/12
1968	W, 7-5	Auburn, Ala.	4/15
1968	W, 6-1	Auburn, Ala.	4/16
1994	L, 5-7	Omaha, Neb.	6/6

MIAMI [OHIO] (AU leads, 5-2)

Year	Result	Location	Date
1971	W, 7-1		3/19
1971	W, 6-4		3/20
1971	L, 1-5		3/21
1971	L, 4-13		3/23
2010	W, 14-9	Auburn, Ala.	3/5
2010	W, 13-5	Auburn, Ala.	3/6
2010	W, 5-4	Auburn, Ala.	3/7

MICHIGAN (AU leads, 4-3-1)

Year	Result	Location	Date
1920	T, 1-1	Auburn, Ala.	4/12
1920	W, 4-3	Auburn, Ala.	4/13
1923	W, 8-1	Montgomery, Ala.	4/11
1923	L, 2-9	Auburn, Ala.	4/12
1924	L, 9-10	Montgomery, Ala.	4/16
1926	W, 8-5	Auburn, Ala.	4/5
1991	W, 12-4	Mobile, Ala.	3/9
1993	L, 0-4	Mobile, Ala.	2/27

MICHIGAN ST. (AU leads, 4-3)

Year	Result	Location	Date
1941	W, 9-8	Auburn, Ala.	3/31
1941	L	Montgomery, Ala.	4/1
1942	L	Auburn, Ala.	3/27
1990	W, 5-4	Auburn, Ala.	3/21
1996	W, 10-9	Mobile, Ala.	2/25
2007	W, 11-6	Mobile, Ala.	2/24

2016	L, 0-3	Pensacola, Fla.	3/5
------	--------	-----------------	-----



RESULTS VS. OPPONENTS

Table of game results from 1979 to 2003, including date, result, and opponent.

Table of game results from 2003 to 1951, including date, result, and opponent.

Summary tables for various opponents: MOREHEAD ST., MURRAY ST., NAVY, NEW ORLEANS, NYIT, NORTH ALABAMA, N. CAROLINA, UNC-ASHEVILLE, CHARLOTTE, and UNC-GREENSBORO.

Summary tables for various opponents: NC STATE, UNC-WILMINGTON, N. GEORGIA, N. ILLINOIS, NORTHEASTERN, NORTHWESTERN, NOTRE DAME, OAKLAND, and OGLETHORPE.





RESULTS VS. OPPONENTS

1938	W, 5-4	Auburn, Ala.	5/14
1939	L, 3-5	Atlanta, Ga.	3/31
1939	L, 3-5	Atlanta, Ga.	4/1
1939	W	Auburn, Ala.	5/12
1939	W, 11-4	Auburn, Ala.	5/13
1940	W, 7-0	Atlanta, Ga.	4/10
1940	W, 7-3	Atlanta, Ga.	4/11
1940	L, 4-9	Auburn, Ala.	5/10
1940	W, 12-7	Auburn, Ala.	5/11
1940	L, 2-3	Atlanta, Ga.	4/10
1941	T, 1-1	Atlanta, Ga.	4/10
1941	W, 6-1	Auburn, Ala.	5/9
1941	W, 8-3	Auburn, Ala.	5/10
1942	W, 5-4	Atlanta, Ga.	4/1
1942	L, 5-7	Atlanta, Ga.	4/2
1942	W, 4-1	Atlanta, Ga.	5/8
1942	L, 1-3	Atlanta, Ga.	5/9
1960	W, 6-2	Auburn, Ala.	4/19
1965	W, 11-2	Auburn, Ala.	4/14
1969	L, 2-3	Auburn, Ala.	3/28
1969	W, 4-1	Auburn, Ala.	3/29

OHIO (AU leads, 9-1)

Year	Result	Location	Date
1976	W, 6-4	Auburn, Ala.	3/22
1976	W, 7-4	Auburn, Ala.	3/22
1976	W, 2-1	Auburn, Ala.	3/23
1976	W, 6-4	Auburn, Ala.	3/24
1977	W, 10-3	Auburn, Ala.	3/22
1977	W, 9-3	Auburn, Ala.	3/22
1977	W, 5-3	Auburn, Ala.	3/23
1977	L, 7-8	Auburn, Ala.	3/23
1990	W, 8-3 (7)	Auburn, Ala.	3/21
1990	W, 7-4	Auburn, Ala.	3/22

OHIO ST. (Series tied, 4-4)

Year	Result	Location	Date
1924	L, 4-7	Auburn, Ala.	3/19
1924	W, 3-1	Auburn, Ala.	3/20
1967	W, 1-0	Omaha, Neb.	6/12
1995	W, 9-5	Mobile, Ala.	2/25
1995	W, 8-6	Oklahoma City, Okla.	5/26
2003	L, 2-6	Auburn, Ala.	5/31
2003	L, 7-9	Auburn, Ala.	6/1
2014	L, 0-1	Port Charlotte, Fla.	2/15

OKLAHOMA (AU trails, 4-1)

Year	Result	Location	Date
1992	L, 3-6	Mobile, Ala.	3/7
1994	L, 4-5	Omaha, Neb.	6/4
1995	L, 8-9	Oklahoma City, Okla.	5/27
1995	L, 1-3	Oklahoma City, Okla.	5/28
1998	W, 9-8	Tallahassee, Fla.	5/23

OKLAHOMA ST. (Series tied, 1-1)

Year	Result	Location	Date
1993	L, 10-14	Stillwater, Okla.	5/29
2015	W, 9-2	Auburn, Ala.	2/28

OLD DOMINION (AU leads, 2-0)

Year	Result	Location	Date
1986	W, 7-5	Auburn, Ala.	3/6
1994	W, 11-8 (10)	Clemson, S.C.	5/27

OLE MISS (AU trails, 90-88-1)

Year	Result	Location	Date
1938	W, 6-5	Oxford, Miss.	4/18
1938	L, 3-5	Oxford, Miss.	4/19
1939	W, 3-2	Auburn, Ala.	4/29
1939	W, 4-1	Auburn, Ala.	4/29
1947	W, 6-1	Oxford, Miss.	4/17
1948	W, 6-0	Auburn, Ala.	3/29
1948	L, 4-7	Auburn, Ala.	3/30
1952	W, 6-5	Auburn, Ala.	4/16
1952	W, 10-6	Auburn, Ala.	4/17
1963	L, 6-7	Oxford, Miss.	5/8
1963	W, 7-4	Auburn, Ala.	5/10
1963	W, 6-2	Auburn, Ala.	5/11
1964	W, 10-9	Auburn, Ala.	5/13
1964	L, 0-7	Oxford, Miss.	5/15
1964	L, 0-5	Oxford, Miss.	5/16
1966	L, 3-5	Tallahassee, Fla.	3/23
1967	W, 2-1	Oxford, Miss.	5/10
1967	W, 9-6	Auburn, Ala.	5/12
1976	W, 3-2	Oxford, Miss.	3/19
1976	W, 6-4	Oxford, Miss.	3/19
1976	W, 1-0	Oxford, Miss.	3/20
1976	L, 1-3	Auburn, Ala.	4/16
1976	W, 5-2	Auburn, Ala.	4/16
1976	L, 2-9	Auburn, Ala.	4/17
1977	W, 3-1	Auburn, Ala.	4/2
1977	W, 9-4	Auburn, Ala.	4/2
1977	L, 7-14	Auburn, Ala.	4/3

1977	L, 4-6	Oxford, Miss.	5/7
1977	W, 5-1	Oxford, Miss.	5/7
1977	L, 4-7	Oxford, Miss.	5/8
1978	L, 3-8	Oxford, Miss.	4/1
1978	W, 6-5	Oxford, Miss.	4/1
1978	W, 11-6	Oxford, Miss.	4/2
1978	W, 3-1	Auburn, Ala.	5/6
1978	W, 1-0	Auburn, Ala.	5/6
1979	L, 4-5 (7)	Oxford, Miss.	4/7
1979	L, 3-4 (10)	Oxford, Miss.	4/7
1979	L, 2-4	Oxford, Miss.	4/8
1980	L, 1-4 (7)	Oxford, Miss.	3/22
1980	L, 3-7 (7)	Oxford, Miss.	3/22
1980	W, 4-3	Oxford, Miss.	3/23
1980	W, 5-4 (7)	Oxford, Miss.	4/26
1980	W, 4-0 (7)	Auburn, Ala.	4/26
1980	L, 4-5	Auburn, Ala.	4/27
1980	W, 7-4	Gainesville, Fla.	5/11
1981	L, 2-5 (7)	Auburn, Ala.	3/11
1981	L, 2-7 (7)	Auburn, Ala.	3/11
1981	W, 16-2	Auburn, Ala.	3/12
1981	L, 0-17 (7)	Oxford, Miss.	4/18
1981	L, 2-4 (7)	Oxford, Miss.	4/18
1981	L, 2-6	Oxford, Miss.	4/19
1982	L, 3-4 (7)	Auburn, Ala.	3/10
1982	L, 4-5 (8)	Auburn, Ala.	3/10
1982	L, 1-4	Auburn, Ala.	3/11
1982	L, 0-1 (7)	Oxford, Miss.	4/18
1982	T, 3-3 (7)	Oxford, Miss.	4/18
1983	L, 8-12	Auburn, Ala.	3/10
1983	L, 5-6	Auburn, Ala.	3/11
1983	L, 6-12	Auburn, Ala.	3/11
1983	L, 4-12	Oxford, Miss.	4/16
1983	L, 9-10	Oxford, Miss.	4/16
1983	L, 7-10	Oxford, Miss.	4/17
1984	W, 6-5 (8)	Auburn, Ala.	3/9
1984	W, 9-7 (7)	Auburn, Ala.	3/9
1984	L, 4-10	Auburn, Ala.	3/10
1984	W, 7-5 (7)	Oxford, Miss.	4/14
1984	L, 5-16 (7)	Oxford, Miss.	4/14
1984	L, 5-7	Oxford, Miss.	4/15
1985	W, 11-2 (7)	Auburn, Ala.	3/23
1985	W, 7-5 (7)	Auburn, Ala.	3/23
1985	W, 14-6	Auburn, Ala.	3/24
1985	L, 7-16	Oxford, Miss.	4/28
1985	L, 5-6	Oxford, Miss.	4/28
1986	W, 4-2 (7)	Auburn, Ala.	3/1
1986	W, 7-5 (7)	Auburn, Ala.	3/1
1986	W, 15-2	Auburn, Ala.	3/2
1987	W, 8-6 (8)	Oxford, Miss.	3/7
1987	W, 2-1 (8)	Oxford, Miss.	3/7
1987	L, 2-10	Oxford, Miss.	3/8
1988	W, 5-0 (7)	Auburn, Ala.	3/12
1988	W, 1-0 (11)	Auburn, Ala.	3/12
1988	W, 14-1	Auburn, Ala.	3/13
1989	W, 8-5	Oxford, Miss.	3/11
1989	L, 2-4 (7)	Oxford, Miss.	3/11
1989	W, 7-4	Oxford, Miss.	3/12
1990	L, 2-3	Auburn, Ala.	3/17
1990	L, 3-9 (7)	Auburn, Ala.	3/17
1990	W, 4-2	Auburn, Ala.	3/18
1991	L, 3-6	Oxford, Miss.	3/16
1991	W, 3-2 (7)	Oxford, Miss.	3/16
1991	W, 8-4	Oxford, Miss.	3/17
1992	W, 8-7 (12)	Oxford, Miss.	4/25
1992	L, 0-1 (7)	Oxford, Miss.	4/25
1992	L, 5-15	Oxford, Miss.	4/26
1993	W, 11-3	Auburn, Ala.	5/1
1993	W, 1-0 (7)	Auburn, Ala.	5/1
1993	L, 7-9	Auburn, Ala.	5/2
1994	L, 0-2	Oxford, Miss.	4/29
1994	L, 3-8	Oxford, Miss.	4/30
1994	W, 5-3	Oxford, Miss.	5/1
1995	L, 5-11	Auburn, Ala.	4/28
1995	W, 4-2	Auburn, Ala.	4/29
1995	W, 3-1	Auburn, Ala.	4/30
1995	W, 10-3	Starkville, Miss.	5/19
1996	W, 15-4	Oxford, Miss.	4/26
1996	L, 0-6	Oxford, Miss.	4/27
1996	W, 10-5	Oxford, Miss.	4/28
1997	L, 6-11	Auburn, Ala.	5/9
1997	W, 13-6	Auburn, Ala.	5/10
1997	L, 5-7 (11)	Auburn, Ala.	5/11
1998	L, 5-6 (10)	Oxford, Miss.	3/6
1998	W, 7-5 (8)	Oxford, Miss.	3/8
1999	W, 5-4	Auburn, Ala.	4/23
1999	W, 9-8	Auburn, Ala.	4/24
1999	L, 2-13	Auburn, Ala.	4/25
2000	L, 3-8	Oxford, Miss.	4/7
2000	W, 16-8	Oxford, Miss.	4/8
2000	L, 2-7	Oxford, Miss.	4/9
2001	L, 8-10	Auburn, Ala.	3/16
2001	L, 2-3 (11)	Auburn, Ala.	3/17
2001	L, 5-6	Auburn, Ala.	3/18
2002	W, 10-3	Oxford, Miss.	4/12
2002	L, 1-2	Oxford, Miss.	4/13
2002	L, 2-10	Oxford, Miss.	4/14
2003	L, 4-7	Auburn, Ala.	5/16
2003	W, 5-2	Auburn, Ala.	5/17

2003	W, 6-2	Auburn, Ala.	5/18
2004	L, 1-6	Oxford, Miss.	4/9
2004	W, 2-1 (7)	Oxford, Miss.	4/11
2004	W, 3-2 (7)	Oxford, Miss.	4/11
2005	W, 4-3	Auburn, Ala.	5/6
2005	W, 12-4	Auburn, Ala.	5/7
2005	L, 1-9	Auburn, Ala.	5/8
2006	L, 2-14	Oxford, Miss.	4/8
2006	W, 6-2	Oxford, Miss.	4/8
2006	L, 1-12	Oxford, Miss.	4/9
2007	L, 2-4	Auburn, Ala.	3/30
2007	L, 4-7	Auburn, Ala.	3/31
2007	W, 3-2	Auburn, Ala.	4/1
2008	L, 6-7	Oxford, Miss.	5/9
2008	W, 11-1	Oxford, Miss.	5/10
2008	L, 2-5	Oxford, Miss.	5/11
2009	L, 2-9	Auburn, Ala.	5/1
2009	L, 2-8	Auburn, Ala.	5/2
2009	L, 4-11	Auburn, Ala.	5/3
2010	W, 5-3	Oxford, Miss.	5/20
2010	W, 18-4	Oxford, Miss.	5/21
2010	W, 11-1	Oxford, Miss.	5/22
2010	L, 7-10 (10)	Hoover, Ala.	5/28
2011	W, 6-3	Auburn, Ala.	4/21
2011	L, 7-10	Auburn, Ala.	4/22
2011	W, 9-7	Auburn, Ala.	4/23
2012	L, 1-2	Oxford, Miss.	3/16
2012	W, 10-4	Oxford, Miss.	3/17
2012	W, 3-2	Oxford, Miss.	3/18
2013	L, 1-6	Auburn, Ala.	5/3
2013	W, 8-5	Auburn, Ala.	5/4
2013	W, 5-4	Auburn, Ala.	5/5
2014	L, 5-8 (13)	Oxford, Miss.	4/4
2014	L, 0-6	Oxford, Miss.	4/5
2014	L, 1-5	Oxford, Miss.	4/5
2015	W, 3-1	Auburn, Ala.	4/17
2015	L, 2-7	Auburn, Ala.	4/18
2015	W, 14-0	Auburn, Ala.	4/18
2016	L, 4-6	Oxford, Miss.	4/22
2016	L, 4-7	Oxford, Miss.	4/23
2016	L, 5-6	Oxford, Miss.	4/24
2017	W, 4-1	Auburn, Ala.	5/18
2017	W, 9-1	Auburn, Ala.	5/19
2017	L, 4-8	Auburn, Ala.	5/20
2017	W, 5-4	Hoover, Ala.	5/23
2018	L, 4-5	Oxford, Miss.	5/10
2018	L, 3-8	Oxford, Miss.	5/11
2018	L, 3-10	Oxford, Miss.	5/12
2018	W, 9-3	Hoover, Ala.	5/23
2018	L, 0-7	Hoover, Ala.	5/25
2019	W, 7-4	Auburn, Ala.	4/18
2019	L, 3-5	Auburn, Ala.	4/19
2019	W, 6-5 (10)	Auburn, Ala.	4/20

OPELIKA (AU leads, 4-1)

Year	Result	Location	Date
1949	W, 11-9	Opeлика, Ala.	4/1
1950	W, 8-4	Opeлика, Ala.	4/12
1950	L, 5-6	Opeлика, Ala.	4/19
1951	W, 17-8	Opeлика, Ala.	4/11
1951	W, 7-4	Opeлика, Ala.	4/16

ORAL ROBERTS (AU leads, 2-1)

Year	Result	Location	Date
2016	L, 7-8	Auburn, Ala.	3/11
2016	W, 10-1	Auburn, Ala.	3/12
2016	W, 18-11	Auburn, Ala.	3/13

PENN (AU leads, 1-0)

Year	Result	Location	Date
1995	W, 2-1	Oklahoma City, Okla.	5/25

PENN ST. (AU leads, 3-0)

Year	Result	Location	Date
1995	W, 9-2	Auburn, Ala.	3/10
1995	W, 8-5	Auburn, Ala.	3/11
1995	W, 14-0	Auburn, Ala.	3/12

PEPPERDINE (AU trails, 1-0)

Year	Result	Location	Date
1993	L, 1-7	Orlando, Fla.	2/5

PHENIX CITY (AU leads, 1-0)

Year	Result	Location	Date
1946	W, 13-0	Phenix City, Ala.	5/11

PRESBYTERIAN (AU leads, 5-2)

Year	Result	Location	Date
2012	W, 18-2	Auburn, Ala.	5/8
2014	L, 6-10	Auburn, Ala.	2/28</



RESULTS VS. OPPONENTS

Table of game results from 1924 to 2018, listing year, result, location, and date.

SETON HALL (Series tied, 1-1)

Table of game results for Seton Hall from 1987 to 1987.

SEWANEE (AU trails, 2-4)

Table of game results for Sewanee from 1897 to 1909.

Table of game results from 1909 to 1926.

SHAWMUT MILLS (AU leads, 3-0)

Table of game results for Shawmut Mills from 1934 to 1937.

SIENA (AU leads, 2-0)

Table of game results for Siena from 1994 to 1994.

SIENA HEIGHTS (AU leads, 1-0)

Table of game results for Siena Heights from 1984 to 1984.

SOUTH ALA. (AU trails, 50-27)

Large table of game results for South Alabama from 1968 to 2018.

Table of game results from 2018 to 2019.

SOUTH CAROLINA (AU trails, 47-27)

Large table of game results for South Carolina from 1927 to 2019.

SE LOUISIANA (AU leads, 2-0)

Table of game results for Se Louisiana from 1981 to 1981.

SE MISSOURI (AU leads, 2-1)

Table of game results for Se Missouri from 2010 to 2010.

SOUTHERN (AU leads, 2-1)

Table of game results for Southern from 2016 to 2016.

Table of game results from 2016 to 2016.

SOUTHERN (ALA) (AU leads, 7-3)

Table of game results for Southern (ALA) from 1900 to 1917.

SO. BENEDICTINE (AU leads, 1-0)

Table of game results for So. Benedictine from 1979 to 1979.

SOUTHERN ILLINOIS (AU trails, 0-1)

Table of game results for Southern Illinois from 1970 to 1970.

SOUTHERN MISS (AU leads, 5-2)

Table of game results for Southern Miss from 1968 to 2016.

SOUTH FLORIDA (AU leads, 2-1)

Table of game results for South Florida from 1989 to 1998.

SPRINGFIELD (AU trails, 0-1)

Table of game results for Springfield from 1967 to 1967.

SPRING HILL (AU leads, 8-1-1)

Table of game results for Spring Hill from 1926 to 1984.

STANFORD (AU trails, 4-0)

Table of game results for Stanford from 1967 to 1997.

STETSON (AU trails, 2-0)

Table of game results for Stetson from 2000 to 2000.

TALLADEGA (AU leads, 2-0)

Table of game results for Talladega from 1947 to 1947.

TALLASSEE (AU leads, 1-0)

Table of game results for Tallassee from 1939 to 1939.

TAMPA (AU leads, 3-1)

Table of game results for Tampa from 1950 to 1993.





RESULTS VS. OPPONENTS

TENNESSEE (AU leads, 96-39)

Year	Result	Location	Date
1948	W, 13-6	Auburn, Ala.	4/3
1948	W, 6-0	Auburn, Ala.	4/4
1948	W, 14-0	Knoxville, Tenn.	4/27
1948	W, 12-4	Knoxville, Tenn.	4/28
1954	W, 12-1	Auburn, Ala.	3/16
1956	L, 4-12	Auburn, Ala.	3/30
1956	W, 2-0	Auburn, Ala.	3/31
1956	L, 4-6	Auburn, Ala.	3/31
1957	W, 11-1	Knoxville, Tenn.	3/29
1957	W, 4-0	Knoxville, Tenn.	3/30
1957	W, 7-3	Knoxville, Tenn.	3/30
1960	L, 2-6	Knoxville, Tenn.	5/2
1960	W, 13-11	Knoxville, Tenn.	5/3
1961	W, 17-1	Auburn, Ala.	4/5
1961	L, 3-10	Auburn, Ala.	4/6
1962	W, 4-1	Knoxville, Tenn.	4/25
1962	L, 1-3	Knoxville, Tenn.	4/26
1963	W, 5-0		5/3
1963	W, 3-2		5/4
1964	W, 6-0		4/22
1964	W, 7-5		4/23
1965	W, 7-3	Auburn, Ala.	3/22
1966	W, 6-1		4/27
1966	L, 3-7		4/28
1967	W, 2-1	Auburn, Ala.	4/21
1967	W, 4-2	Auburn, Ala.	4/22
1967	W, 5-0	Auburn, Ala.	4/22
1968	W, 4-3	Knoxville, Tenn.	4/26
1969	L, 3-5	Auburn, Ala.	4/25
1969	W, 11-7	Auburn, Ala.	4/25
1969	W, 4-3	Auburn, Ala.	4/26
1970	L, 1-2	Knoxville, Tenn.	3/27
1970	W, 1-0	Knoxville, Tenn.	3/27
1970	L, 0-1	Knoxville, Tenn.	3/28
1971	W, 4-3	Auburn, Ala.	3/26
1971	L, 5-6	Auburn, Ala.	3/26
1973	W, 2-0	Auburn, Ala.	3/23
1973	W, 3-1	Auburn, Ala.	3/23
1973	L, 0-16	Auburn, Ala.	3/24
1974	L, 1-9	Knoxville, Tenn.	3/25
1974	W, 2-1	Knoxville, Tenn.	3/26
1974	L, 3-9	Knoxville, Tenn.	3/26
1975	L, 3-4	Auburn, Ala.	5/9
1975	L, 6-11	Auburn, Ala.	5/9
1975	W, 10-4	Auburn, Ala.	5/10
1980	W, 5-3	Auburn, Ala.	3/25
1980	W, 4-2 (7)	Auburn, Ala.	3/25
1984	W, 16-5 (7)	Auburn, Ala.	2/25
1984	W, 6-5 (8)	Auburn, Ala.	2/25
1984	W, 6-5	Auburn, Ala.	2/26
1985	L, 5-7	Knoxville, Tenn.	2/23
1985	W, 6-5	Knoxville, Tenn.	2/23
1985	W, 12-5	Knoxville, Tenn.	2/24
1986	W, 2-1 (10)	Auburn, Ala.	4/26
1986	W, 11-5 (7)	Auburn, Ala.	4/26
1986	W, 13-6	Auburn, Ala.	4/27
1987	W, 8-4 (9)	Knoxville, Tenn.	5/2
1987	W, 6-2 (7)	Knoxville, Tenn.	5/2
1987	W, 5-2	Knoxville, Tenn.	5/3
1988	L, 3-5 (9)	Auburn, Ala.	4/30
1988	L, 0-1 (7)	Auburn, Ala.	4/30
1988	W, 17-3	Auburn, Ala.	5/1
1989	W, 10-0	Knoxville, Tenn.	4/29
1989	W, 14-4 (7)	Knoxville, Tenn.	4/29
1989	W, 11-2	Knoxville, Tenn.	4/30
1990	L, 2-8	Knoxville, Tenn.	5/12
1990	W, 4-3 (7)	Knoxville, Tenn.	5/12
1990	W, 12-3	Knoxville, Tenn.	5/13
1991	W, 6-2	Auburn, Ala.	5/11
1991	L, 4-5 (10)	Auburn, Ala.	5/12
1991	W, 3-2	Auburn, Ala.	5/12
1994	W, 6-3	Knoxville, Tenn.	4/1
1994	W, 3-1	Knoxville, Tenn.	4/2
1994	L, 4-8	Knoxville, Tenn.	4/3
1995	L, 6-13	Auburn, Ala.	3/31
1995	W, 5-1	Auburn, Ala.	4/1
1995	W, 11-3	Auburn, Ala.	4/2
1996	L, 3-7	Knoxville, Tenn.	3/15
1996	W, 10-5 (10)	Knoxville, Tenn.	3/16
1996	L, 0-11	Knoxville, Tenn.	3/17
1997	L, 4-5 (10)	Auburn, Ala.	3/14
1997	W, 16-4	Auburn, Ala.	3/15
1997	W, 5-3	Auburn, Ala.	3/16
1998	L, 1-5	Knoxville, Tenn.	4/24
1998	W, 22-8	Knoxville, Tenn.	4/25
1998	W, 11-8	Knoxville, Tenn.	4/26
1999	W, 19-13	Auburn, Ala.	4/9
1999	W, 6-3	Auburn, Ala.	4/10
1999	W, 16-4	Auburn, Ala.	4/11
2000	W, 4-3 (10)	Knoxville, Tenn.	4/14
2000	W, 6-4	Knoxville, Tenn.	4/15
2000	W, 7-6	Knoxville, Tenn.	4/16
2001	W, 11-3	Auburn, Ala.	3/30
2001	W, 9-2	Auburn, Ala.	3/31
2001	W, 7-2	Auburn, Ala.	4/1
2002	W, 3-0	Knoxville, Tenn.	3/22

2002	L, 2-5	Knoxville, Tenn.	3/23
2002	W, 8-1	Knoxville, Tenn.	3/24
2003	W, 3-2	Auburn, Ala.	3/15
2003	L, 6-9	Auburn, Ala.	3/15
2003	W, 3-2	Auburn, Ala.	3/16
2004	W, 4-3	Knoxville, Tenn.	3/26
2004	L, 6-7 (10)	Knoxville, Tenn.	3/27
2004	W, 7-3	Knoxville, Tenn.	3/28
2005	L, 1-2	Auburn, Ala.	3/18
2005	W, 7-1	Auburn, Ala.	3/19
2005	L, 2-7	Auburn, Ala.	3/20
2008	W, 12-6	Auburn, Ala.	3/28
2008	L, 4-8 (11)	Auburn, Ala.	3/29
2008	W, 4-3	Auburn, Ala.	3/30
2009	W, 4-2	Knoxville, Tenn.	3/13
2009	W, 8-5 (7)	Knoxville, Tenn.	3/15
2009	L, 1-7 (7)	Knoxville, Tenn.	3/15
2010	L, 3-9	Auburn, Ala.	5/14
2010	W, 18-0	Auburn, Ala.	5/15
2010	W, 9-2	Auburn, Ala.	5/16
2011	L, 2-5	Knoxville, Tenn.	5/19
2011	W, 13-4	Knoxville, Tenn.	5/20
2011	L, 3-4	Knoxville, Tenn.	5/21
2012	W, 12-5	Auburn, Ala.	4/27
2012	W, 12-3	Auburn, Ala.	4/28
2012	W, 11-4	Auburn, Ala.	4/29
2014	W, 3-2	Knoxville, Tenn.	3/21
2014	W, 4-2	Knoxville, Tenn.	3/22
2014	L, 6-8	Knoxville, Tenn.	3/23
2016	L, 4-13	Auburn, Ala.	4/14
2016	W, 2-0	Auburn, Ala.	4/15
2016	W, 7-6	Auburn, Ala.	4/16
2017	W, 3-2	Knoxville, Tenn.	4/13
2017	L, 4-5 (10)	Knoxville, Tenn.	4/14
2017	W, 8-1	Knoxville, Tenn.	4/15
2019	W, 2-0	Auburn, Ala.	3/15
2019	W, 5-2	Auburn, Ala.	3/16
2019	W, 5-3	Auburn, Ala.	3/17
2019	W, 5-3	Hoover, Ala.	5/21

TENNESSEE-MARTIN (AU leads, 2-0)

Year	Result	Location	Date
2019	W, 15-9	Auburn, Ala.	3/5
2019	W, 2-0	Auburn, Ala.	3/6

TENNESSEE ST. (AU leads, 2-0)

Year	Result	Location	Date
1993	W, 8-1 (7)	Auburn, Ala.	5/4
1993	W, 3-0 (7)	Auburn, Ala.	5/4

TENNESSEE TECH (AU leads, 1-0)

Year	Result	Location	Date
2017	W, 5-3	Tallahassee, Fla.	6/3

TEXAS (AU leads, 2-0-1)

Year	Result	Location	Date
1912	W, 4-3	Auburn, Ala.	4/22
1912	T, 3-3	Auburn, Ala.	4/22
1995	W, 4-2	Oklahoma City, Okla.	5/28

TEXAS A&M (AU trails, 13-9)

Year	Result	Location	Date
2013	W, 6-4 (10)	College Station, Texas	4/5
2013	W, 10-5	College Station, Texas	4/6
2013	L, 1-4	College Station, Texas	4/7
2014	W, 4-0	Auburn, Ala.	3/14
2014	W, 5-2	Auburn, Ala.	3/15
2014	L, 0-9	Auburn, Ala.	3/15
2015	L, 2-6	College Station, Texas	3/13
2015	L, 4-10	College Station, Texas	3/14
2015	L, 1-6	College Station, Texas	3/15
2016	L, 8-12	Auburn, Ala.	3/19
2016	W, 9-7	Auburn, Ala.	3/19
2016	L, 10-12	Auburn, Ala.	3/20
2017	W, 2-1	College Station, Texas	4/7
2017	L, 3-6	College Station, Texas	4/8
2017	L, 1-3	College Station, Texas	4/9
2018	W, 4-1	Auburn, Ala.	3/16
2018	W, 11-5	Auburn, Ala.	3/17
2018	L, 1-5	Auburn, Ala.	3/18
2018	L, 2-4	Hoover, Ala.	5/24
2019	L, 0-4	College Station, Texas	4/12
2019	W, 7-0	College Station, Texas	4/13
2019	L, 1-4	College Station, Texas	4/14

UTSA (AU leads, 3-0)

Year	Result	Location	Date
2019	W, 6-0	Auburn, Ala.	3/8
2019	W, 5-0	Auburn, Ala.	3/9
2019	W, 8-3	Auburn, Ala.	3/9

TEXAS SOUTHERN (AU leads, 1-0)

Year	Result	Location	Date
2011	W, 11-1	Auburn, Ala.	4/27

TROY (AU leads, 56-23)

Year	Result	Location	Date
1935	W, 4-1	Auburn, Ala.	3/27
1935	L, 6-7	Troy, Ala.	4/16
1935	W, 10-7	Troy, Ala.	4/16
1936	W, 10-4	Auburn, Ala.	3/26
1936	W, 5-0	Auburn, Ala.	3/26
1936	W, 2-1	Auburn, Ala.	5/1
1936	W, 3-1	Auburn, Ala.	5/1
1937	W, 17-2	Auburn, Ala.	4/2
1937	L, 5-10	Auburn, Ala.	4/3
1937	W, 2-1 (5)	Troy, Ala.	4/21
1937	W, 12-4	Troy, Ala.	4/22
1938	W, 12-9	Auburn, Ala.	3/30
1938	W, 15-9	Auburn, Ala.	3/31
1938	W	Troy, Ala.	4/13
1938	W, 5-1	Troy, Ala.	4/14
1939	W, 4-3		3/31
1939	W, 13-4		4/24
1939	W, 6-5		4/24
1975	L, 3-5	Auburn, Ala.	4/21
1976	W, 12-0	Auburn, Ala.	4/18
1977	W, 4-1	Auburn, Ala.	4/20
1979	W, 3-2	Auburn, Ala.	4/30
1980	W, 6-2	Auburn, Ala.	4/16
1981	W, 6-5	Troy, Ala.	3/1
1981	W, 15-10	Auburn, Ala.	4/16
1982	L, 4-5	Troy, Ala.	3/3
1982	W, 14-12	Auburn, Ala.	5/4
1983	L, 5-6	Troy, Ala.	3/3
1983	L, 0-1	Auburn, Ala.	4/27
1984	W, 16-11	Troy, Ala.	3/30
1984	L, 9-14	Auburn, Ala.	4/25
1985	W, 12-6	Troy, Ala.	3/17
1985	L, 5-9	Auburn, Ala.	4/23
1992	W, 4-1	Auburn, Ala.	2/28
1993	W, 7-3	Auburn, Ala.	3/11
1994	W, 32-9	Auburn, Ala.	3/2
1994	L, 3-6	Montgomery, Ala.	5/2
1995	W, 11-7	Auburn, Ala.	3/1
1995	W, 6-2	Montgomery, Ala.	5/3
1996	W, 11-4	Montgomery, Ala.	3/2
1996	L, 2-9	Auburn, Ala.	5/1
1997	W, 10-7	Auburn, Ala.	2/20
1998	W, 10-0	Montgomery, Ala.	5/5
1999	L, 5-12	Auburn, Ala.	2/16
2000	W, 14-7	Auburn, Ala.	2/29
2000	W, 11-8 (10)	Montgomery, Ala.	3/28
2001	W, 4-3	Auburn, Ala.	2/13
2001	W, 5-0	Montgomery, Ala.	3/27
2002	W, 13-0	Auburn, Ala.	2/19
2002	L, 6-11	Montgomery, Ala.	4/30
2003	W, 5-1	Auburn, Ala.	2/25
2003	W, 13-2	Montgomery, Ala.	4/2
2004	W, 4-2	Auburn, Ala.	3/9
2004	L, 3-4	Montgomery, Ala.	3/17
2005	W, 12-2	Auburn, Ala.	2/22
2005	W, 4-3	Troy, Ala.	5/3
2006	W, 5-4 (10)	Auburn, Ala.	2/21
2006	L, 7-12	Troy, Ala.	3/28
2006	L, 6-7	Montgomery, Ala.	4/19
2007	W, 11-3	Auburn, Ala.	2/20
2007	L, 4-5 (16)	Troy, Ala.	4/25
2008	W, 6-4	Troy, Ala.	3/18
2008	L, 3-6	Auburn, Ala.	4/29
2009	W, 26-6	Auburn, Ala.	4/28
2009	W, 13-8	Troy, Ala.	4/29
2010	L, 4-5	Troy, Ala.	3/31
2010	W, 16-3	Auburn, Ala.	4/20
2011	W, 6-1	Auburn, Ala.	3/29
2011	L, 6-14	Troy, Ala.	4/5
2012	W, 7-4	Auburn, Ala.	4/17
2012	W, 7-0	Troy, Ala.	4/24
2013	L, 2-11	Troy, Ala.	3/26
2014	W, 6-0	Auburn, Ala.	4/8
2016	L, 3-4	Pensacola, Fla.	3/4
2016	W, 7-2	Auburn, Ala.	5/10
2017	L, 2-5	Auburn, Ala.	4/25
2018	W, 6-5	Auburn, Ala.	2/21
2018	L, 5-9	Troy, Ala.	5/15

TULANE (AU leads, 17-8-1)

Year	Result	Location	Date
1904	PPD	Auburn, Ala.	5/5
1904	PPD	Auburn, Ala.	5/6
1904	PPD	Auburn, Ala.	5/7
1914	W, 8-3	Auburn, Ala.	4/17
1914	W, 1-0	Auburn, Ala.	4/18



RESULTS VS. OPPONENTS

VALLEY (AU trails, 0-1)

YEAR	RESULT	LOCATION	DATE
1948	L, 2-6	Valley, Ala.	

VANDERBILT (AU leads, 96-64)

Year	Result	Location	Date
1912	W, 7-6	Auburn, Ala.	3/29
1912	L, 6-7 (11)	Auburn, Ala.	3/30
1922	W, 10-7	Montgomery, Ala.	5/1
1922	L, 1-3	Auburn, Ala.	5/2
1923	L, 11-23	Nashville, Tenn.	4/16
1923	L, 2-8	Nashville, Tenn.	4/17
1924	L, 11-19	Nashville, Tenn.	4/11
1924	L, 0-4	Nashville, Tenn.	4/12
1925	W, 7-3	Auburn, Ala.	4/17
1925	L, 5-7	Auburn, Ala.	4/18
1926	L, 6-9	Nashville, Tenn.	4/16
1926	W, 8-4	Nashville, Tenn.	4/17
1927	W, 4-0	Auburn, Ala.	4/29
1927	W, 6-4	Auburn, Ala.	4/30
1927	L, 1-2	Nashville, Tenn.	5/6
1929	L, 6-8	Auburn, Ala.	5/3
1929	W, 7-6	Auburn, Ala.	5/3
1931	W, 19-1	Auburn, Ala.	5/15
1931	W, 3-1	Auburn, Ala.	5/16
1948	W, 4-1	Auburn, Ala.	5/14
1948	W, 9-7	Auburn, Ala.	5/15
1948	W, 7-3	Nashville, Tenn.	5/21
1948	W, 13-0	Nashville, Tenn.	5/22
1949	L, 1-6	Auburn, Ala.	4/30
1949	W, 3-2	Auburn, Ala.	4/30
1950	W, 16-4	Nashville, Tenn.	5/15
1950	W, 12-3	Nashville, Tenn.	5/16
1950	W, 9-4	Auburn, Ala.	5/19
1950	W, 12-4	Auburn, Ala.	5/20
1955	W, 12-2	Auburn, Ala.	4/8
1955	W, 4-2	Auburn, Ala.	4/9
1955	L, 10-12	Nashville, Tenn.	4/15
1955	L, 5-6	Nashville, Tenn.	4/16
1958	W, 25-4	Auburn, Ala.	4/4
1958	W, 1-0	Auburn, Ala.	4/5
1958	W, 8-0	Auburn, Ala.	4/5
1959	W, 15-4	Auburn, Ala.	4/3
1959	W, 8-3	Auburn, Ala.	4/4
1959	W, 10-4	Auburn, Ala.	4/4
1961	L, 2-4	Nashville, Tenn.	4/17
1961	W, 10-0	Nashville, Tenn.	4/18
1962	W, 13-3	Auburn, Ala.	3/20
1963	W, 5-3	Auburn, Ala.	4/19
1963	W, 14-6	Auburn, Ala.	4/20
1964	W, 6-2	Auburn, Ala.	3/20
1964	W, 5-0	Auburn, Ala.	3/21
1965	W, 13-4	Auburn, Ala.	4/16
1965	W, 24-9	Auburn, Ala.	4/17
1966	W, 11-0	Auburn, Ala.	3/18
1966	W, 8-5	Auburn, Ala.	3/19
1967	W, 5-3	Nashville, Tenn.	4/3
1967	W, 1-0	Nashville, Tenn.	4/3
1967	W, 22-8	Nashville, Tenn.	4/4
1968	W, 8-0	Auburn, Ala.	3/29
1968	W, 7-1	Auburn, Ala.	3/30
1968	W, 4-0	Auburn, Ala.	3/30
1969	L, 6-7	Nashville, Tenn.	4/11
1969	W, 2-1	Nashville, Tenn.	4/12
1969	L, 0-1	Nashville, Tenn.	4/12
1970	W, 6-1	Auburn, Ala.	4/10
1970	W, 2-1	Auburn, Ala.	4/10
1970	W, 7-0	Auburn, Ala.	4/11
1971	L, 1-5	Nashville, Tenn.	4/30
1971	W, 6-1	Nashville, Tenn.	4/30
1971	W, 9-0	Nashville, Tenn.	5/1
1972	L, 1-5	Auburn, Ala.	4/28
1972	W, 7-3	Auburn, Ala.	4/28
1972	L, 2-6	Auburn, Ala.	4/29
1973	L, 1-5	Nashville, Tenn.	4/27
1973	L, 0-1	Nashville, Tenn.	4/27
1973	W, 7-4	Nashville, Tenn.	4/28
1974	L, 1-2	Auburn, Ala.	4/26
1974	W, 8-2	Auburn, Ala.	4/26
1974	W, 11-0	Auburn, Ala.	4/27
1975	L, 5-8	Nashville, Tenn.	4/25
1975	L, 0-3	Nashville, Tenn.	4/25
1975	W, 4-3	Nashville, Tenn.	4/26
1975	W, 3-2	Gainesville, Fla.	5/9
1980	L, 3-16	Gainesville, Fla.	5/12
1980	L, 0-13	Gainesville, Fla.	5/13
1986	W, 11-7 (7)	Nashville, Tenn.	3/29
1986	W, 12-10 (8)	Nashville, Tenn.	3/29
1986	L, 7-11	Nashville, Tenn.	3/30
1987	W, 3-2	Auburn, Ala.	4/4
1987	W, 8-4	Auburn, Ala.	4/4
1987	W, 14-7	Auburn, Ala.	4/5
1988	L, 0-2 (7)	Nashville, Tenn.	3/5
1988	L, 4-5 (7)	Nashville, Tenn.	3/5
1988	W, 10-3	Nashville, Tenn.	3/6
1989	L, 1-6	Auburn, Ala.	3/4
1989	W, 3-1 (7)	Auburn, Ala.	3/4

1989	W, 8-5	Auburn, Ala.	3/5
1990	W, 15-5	Nashville, Tenn.	4/15
1990	L, 2-8 (7)	Nashville, Tenn.	4/15
1990	L, 3-4	Hoover, Ala.	5/19
1991	L, 7-9	Auburn, Ala.	4/13
1991	W, 3-1 (7)	Auburn, Ala.	4/13
1991	W, 6-5	Auburn, Ala.	4/14
1994	W, 5-3	Auburn, Ala.	4/8
1994	W, 20-7	Auburn, Ala.	4/9
1994	W, 10-3	Auburn, Ala.	4/10
1995	W, 15-3	Nashville, Tenn.	4/7
1995	W, 13-12	Nashville, Tenn.	4/8
1995	W, 11-5	Nashville, Tenn.	4/9
1998	W, 12-1	Auburn, Ala.	4/3
1998	W, 8-6	Auburn, Ala.	4/4
1998	W, 8-0	Auburn, Ala.	4/5
1999	W, 4-2	Nashville, Tenn.	3/19
1999	W, 6-5 (11)	Nashville, Tenn.	3/20
1999	W, 8-2	Nashville, Tenn.	3/21
2000	W, 5-1	Auburn, Ala.	4/21
2000	L, 8-9	Auburn, Ala.	4/22
2000	W, 10-8	Auburn, Ala.	4/23
2001	W, 12-2	Nashville, Tenn.	4/6
2001	W, 18-11	Nashville, Tenn.	4/7
2001	L, 6-8	Nashville, Tenn.	4/8
2002	W, 6-5	Auburn, Ala.	5/3
2002	W, 6-5	Auburn, Ala.	5/4
2002	W, 7-6 (10)	Auburn, Ala.	5/5
2003	L, 4-7	Nashville, Tenn.	4/25
2003	W, 7-4	Nashville, Tenn.	4/26
2003	L, 0-3	Nashville, Tenn.	4/27
2003	W, 3-1	Hoover, Ala.	5/22
2006	L, 0-2	Nashville, Tenn.	3/24
2006	L, 1-9	Nashville, Tenn.	3/25
2006	L, 2-5	Nashville, Tenn.	3/26
2007	L, 5-10	Auburn, Ala.	5/12
2007	L, 5-6 (10)	Auburn, Ala.	5/12
2007	W, 5-4	Auburn, Ala.	5/13
2008	W, 6-3	Nashville, Tenn.	4/18
2008	L, 2-8	Nashville, Tenn.	4/19
2008	L, 5-9	Nashville, Tenn.	4/20
2009	L, 3-12	Auburn, Ala.	3/27
2009	W, 5-3	Auburn, Ala.	3/28
2009	W, 11-10	Auburn, Ala.	3/29
2010	L, 6-11	Nashville, Tenn.	4/16
2010	W, 12-2	Nashville, Tenn.	4/17
2010	L, 2-3	Nashville, Tenn.	4/18
2011	L, 6-11	Auburn, Ala.	4/1
2011	L, 2-11	Auburn, Ala.	4/2
2011	L, 2-6	Auburn, Ala.	4/3
2012	L, 4-5	Nashville, Tenn.	4/13
2012	W, 5-2	Nashville, Tenn.	4/14
2012	L, 2-11	Nashville, Tenn.	4/15
2013	L, 2-5	Auburn, Ala.	3/15
2013	L, 1-8	Auburn, Ala.	3/16
2013	L, 6-8	Auburn, Ala.	3/17
2015	W, 6-4	Auburn, Ala.	3/20
2015	L, 5-10	Auburn, Ala.	3/21
2015	L, 6-7 (10)	Auburn, Ala.	3/21
2016	L, 2-5	Nashville, Tenn.	5/19
2016	L, 3-9	Nashville, Tenn.	5/19
2016	L, 3-4	Nashville, Tenn.	5/21
2018	W, 4-1	Auburn, Ala.	5/4
2018	W, 11-5	Auburn, Ala.	5/5
2018	W, 14-0	Auburn, Ala.	5/6
2019	L, 6-12	Nashville, Tenn.	4/25
2019	L, 2-5	Nashville, Tenn.	4/26
2019	L, 5-9	Nashville, Tenn.	4/27
2019	L, 1-11 (8)	Hoover, Ala.	5/22

VIRGINIA (AU leads, 9-5)

Year	Result	Location	Date
1920	L, 0-1	Charlottesville, VA	4/21
1920	W, 4-0	Charlottesville, VA	4/22
1947	L, 0-3	Charlottesville, VA	6/8
1985	L, 8-9	Auburn, Ala.	3/11
1985	W, 8-5	Auburn, Ala.	3/12
1985	W, 12-11	Auburn, Ala.	3/13
1987	W, 4-2	Auburn, Ala.	3/10
1987	W, 7-4	Auburn, Ala.	3/11
1988	L, 8-13	Auburn, Ala.	3/16
1999	W, 11-2	Orlando, Fla.	1/30
2003	W, 14-13	Auburn, Ala.	2/14
2003	W, 5-3	Auburn, Ala.	2/15
2003	W, 7-5	Auburn, Ala.	2/16
2011	L, 2-13	Auburn, Ala.	2/19

VCU (AU leads, 23-2)

Year	Result	Location	Date
1996	W, 10-1	Auburn, Ala.	2/9
1996	W, 7-3	Auburn, Ala.	2/10
1996	W, 9-2	Auburn, Ala.	2/11
1998	W, 12-3	Auburn, Ala.	2/13
1998	W, 4-1	Auburn, Ala.	2/14
1998	W, 13-4	Auburn, Ala.	2/15
1999	W, 7-2	Auburn, Ala.	3/9
1999	W, 12-4	Auburn, Ala.	3/10

2000	W, 7-6	Auburn, Ala.	2/25
2000	W, 11-6	Auburn, Ala.	2/26
2000	L, 3-7	Auburn, Ala.	2/27
2001	W, 6-2	Auburn, Ala.	2/23
2001	W, 5-4	Auburn, Ala.	2/24
2002	W, 11-3	Auburn, Ala.	2/8
2002	W, 9-4	Auburn, Ala.	2/9
2002	W, 8-2	Auburn, Ala.	2/10
2003	W, 5-4	Auburn, Ala.	2/7
2003	L, 2-5	Auburn, Ala.	2/8
2003	W, 5-0	Auburn, Ala.	2/9
2004	W, 9-3	Auburn, Ala.	3/5
2004	W, 7-0	Auburn, Ala.	3/6
2004	W, 4-3	Auburn, Ala.	3/7
2005	W, 4-3	Auburn, Ala.	2/18
2005	W, 11-0	Auburn, Ala.	2/19
2005	W, 6-4	Auburn, Ala.	2/20

VMI (AU leads, 17-3)

Year	Result	Location	Date
1920	W, 7-2	Lexington City, Va.	4/24
1990	W, 11-1	Auburn, Ala.	3/15
1996	W, 14-0 (7)	Auburn, Ala.	2/17
1996	W, 6-0	Auburn, Ala.	2/17
1996	W, 14-3	Auburn, Ala.	2/18
1997	W, 14-2	Auburn, Ala.	4/8
1997	W, 17-3	Auburn, Ala.	4/9
1998	W, 19-7 (7)	Auburn, Ala.	4/7
2005	W, 5-4	Auburn, Ala.	3/11
2005	W, 12-0	Auburn, Ala.	3/12
2005	W, 4-3	Auburn, Ala.	3/13
2006	W, 7-0	Auburn, Ala.	2/3
2006	L, 5-8	Auburn, Ala.	2/4
2006	L, 8-10	Auburn, Ala.	2/5
2007	L, 3-7	Auburn, Ala.	3/13
2007	W, 10-8	Auburn, Ala.	3/14
2008	W, 9-3	Auburn, Ala.	3/6
2008	W, 6-4	Auburn, Ala.	3/7
2008	W, 10-1	Auburn, Ala.	3/8
2008	W, 6-5	Auburn, Ala.	3/9

VIRGINIA TECH (AU leads, 1-0)

Year	Result	Location	Date
1994	W, 7-0	Clemson, S.C.	5/26

WASH. & LEE (AU leads, 2-1)

Year	Result	Location	Date
1920	L, 4-6	Lexington City, Va.	4/23
1921	W, 4-0	Lexington City, Va.	4/20
1921	W, 6-1	Lexington City, Va.	4/21

WAKE FOREST (AU leads, 2-0)

Year	Result	Location	Date
1966	W, 12-5	Auburn, Ala.	4/2
1999	W, 7-3	Montgomery, Ala.	3/5

WEST ALABAMA (AU leads, 7-0)

Year	Result	Location	Date
1977	W, 7-2	Auburn, Ala.	4/6
1978	W, 13-9	Auburn, Ala.	3/30
1979	W, 8-0	Auburn, Ala.	5/2
1981	W, 4-1 (6)	Auburn, Ala.	3/4
1982	W, 13-9	Auburn, Ala.	5/5
1984	W, 9-7	Auburn, Ala.	3/22
1985	W, 12-6	Auburn, Ala.	4/20

W. CAROLINA (AU leads, 19-6)

Year	Result	Location	Date
1988	W, 3-0	Auburn, Ala.	2/12
1988	W, 7-3	Auburn, Ala.	2/13
1988	L, 1-4	Auburn, Ala.	2/14
1988	W, 1-0 (7)	Auburn, Ala.	2/14
1989	W, 15-2	Auburn, Ala.	2/10
1989	L, 2-3 (7)	Auburn, Ala.	2/10
1989	W, 8-3 (7)	Auburn, Ala.	2/11
1989	W, 15-2	Auburn, Ala.	2/12
1989	W, 16-6	Auburn, Ala.	5/20
1989	W, 5-3	Auburn, Ala.	5/20
1990	L, 3-9 (7)	Auburn, Ala.	2/10
1990	L, 2-4 (7)	Auburn, Ala.	2/10
1990	W, 9-6 (7)	Auburn, Ala.	2/11
1990	L, 9-13 (8)	Auburn, Ala.	2/11
1991	W, 17-16	Auburn, Ala.	2/8
1991	W, 9-2 (7)	Auburn, Ala.	2/9
1991	L, 3-4 (7)	Auburn, Ala.	2/9
1991	W, 13-6	Auburn, Ala.	2/10
1997	W, 11-3	Tallahassee, Fla.	5/22
2001	W, 14-1	Auburn, Ala.	2/2
2001	W, 4-2	Auburn, Ala.	2/3
2001	W, 5-4	Auburn, Ala.	2/4
2004	W, 5-4	Auburn, Ala.	2/13
2004	W, 4-1	Auburn, Ala.	2/14
2004	W, 6-0	Auburn, Ala.	2/15

WESTERN KENTUCKY (AU leads, 3-0)

Year	Result	Location	Date
1979	W, 17-1	Auburn, Ala.	3/8
2009	W, 11-7	Auburn, Ala.</	



COACHING RECORDS SINCE 1949

COACHING RECORDS SINCE 1949

VICTORIES


Coach	Years	Overall			Pct.
		W	L	T	
Hal Baird	(16) 1985-00	634	328	0	.659
Paul Nix	(22) 1963-84	515	376	0	.578
John Pawlowski	(5) 2009-13	167	126	0	.570
Butch Thompson	(5) 2016-20	154	115	0	.572
Steve Renfro	(4) 2001-04	145	92	0	.612
Tom Slater	(4) 2005-08	115	113	0	.504
Dick McGowen	(7) 1951-57	90	76	2	.542
Sunny Golloway	(2) 2014-15	64	54	0	.542
Erk Russell	(4) 1959-62	59	37	1	.613
Johnny Williamson	(2) 1949-50	21	23	0	.477
Joe Connally	(1) 1958	17	8	0	.680

WINNING PERCENTAGE

Coach	Years	Overall			Pct.
		W	L	T	
Joe Connally	(1) 1958	17	8	0	.680
Hal Baird	(16) 1985-00	634	328	0	.659
Erk Russell	(4) 1959-62	59	37	1	.613
Steve Renfro	(4) 2001-04	145	92	0	.612
Paul Nix	(22) 1963-84	515	376	0	.578
Butch Thompson	(5) 2016-20	154	115	0	.572
John Pawlowski	(5) 2009-13	167	126	0	.570
Dick McGowen	(7) 1951-57	90	76	2	.542
Sunny Golloway	(2) 2014-15	64	54	0	.542
Tom Slater	(4) 2005-08	115	113	0	.504
Johnny Williamson	(2) 1949-50	21	23	0	.477

GAMES COACHED

Coach	Years	Games	Overall		
			W	L	T
Hal Baird	(16) 1985-00	962	634	328	0
Paul Nix	(22) 1963-84	891	515	376	0
John Pawlowski	(5) 2009-13	293	167	126	0
Butch Thompson	(5) 2016-20	266	154	115	0
Steve Renfro	(4) 2001-04	237	145	92	0
Tom Slater	(4) 2005-08	228	115	113	0
Dick McGowen	(7) 1951-57	168	90	76	2
Sunny Golloway	(2) 2014-15	118	64	54	0
Erk Russell	(4) 1959-62	97	59	37	1
Johnny Williamson	(2) 1949-50	44	21	23	0
Joe Connally	(1) 1958	25	17	8	0





YEAR-BY-YEAR STANDINGS

Year	Overall	Pct.	SEC	Pct.	SEC* Finish	Coach
1895	0-1	.000				
1896	2-2	.500				
1897	1-4	.200				
1898	0-2	.000				
1899	2-5	.286				
1900	3-3	.500				
1901	1-7	.125				
1902	0-5	.000				
1903	1-6	.142				
1904	2-9	.182				
1905	9-3	.750			SIAA Champs	
1906	11-3	.786				
1907	10-6-1	.606				
1908	14-5-1	.718				
1909	14-6-1	.683				
1910	8-6	.571				
1911	8-11	.421				
1912	7-9-1	.424				
1913	11-6	.647				
1914	10-7	.588				
1915	9-5-3	.581				
1916	17-4	.810				
1917	9-5	.643				
1918	7-5	.583			SIAA Champs	
1919	8-7-1	.516				
1920	16-5-3	.711			SIAA Champs	
1921	18-4	.818				
1922	8-10	.444				
1923	8-10-4	.400				
1924	8-10-4	.400				
1925	5-15	.250				
1926	21-7	.750				
1927	14-6-1	.683				
1928	17-5-2	.739				
1929	11-9-1	.537				
1930	13-7	.650				
1931	18-4	.818			SIAA Champs	
1932	11-4-1	.710				
1933	8-5-1	.593	5-4	.566	3rd	Sam McAllister
1934	10-8-1	.553	3-4	.429	6th	Herschel Bobo/Del Morgan
1935	7-14	.250	6-5	.545	3rd	Del Morgan
1936	13-5	.722	5-5	.500	t3rd	Del Morgan
1937	21-4-1	.824	8-1	.889	1st	Del Morgan
1938	12-10	.545	5-7	.417	6th	Del Morgan
1939	16-10	.615	10-4	.714	2nd	Del Morgan
1940	15-8-1	.638	4-5	.444	5th	Porter Grant
1941	12-11-1	.511	5-5	.500	5th	Jimmy Hitchcock
1942	10-8	.556	4-4	.500	5th	Jimmy Hitchcock
1943	8-3	.727	3-1	.750	3rd	Bob Evans
1944					DID NOT FIELD TEAM	
1945					DID NOT FIELD TEAM	
1946	11-4	.733	5-3	.625	4th	Bob Evans
1947	17-7	.708	11-5	.688	2nd	Danny Doyle
1948	16-9	.640	14-5	.737	2nd	Danny Doyle
1949	9-10	.474	6-10	.375	8th	Johnny Williamson
1950	12-13	.480	8-11	.421	9th	Johnny Williamson
1951	14-11	.560	8-8	.500	6th	Dick McGowen
1952	13-11-2	.519	10-8-2	.579	5th	Dick McGowen
1953	9-12	.429	6-12	.333	11th	Dick McGowen
1954	17-5	.773	8-5	.615	4th	Dick McGowen
1955	9-16	.360	5-11	.313	9th	Dick McGowen
1956	12-11	.522	9-7	.563	5th	Dick McGowen
1957	16-10	.615	11-4	.733	2nd	Dick McGowen
1958	17-8	.680	12-3	.800	1st	Joe Connally
1959	15-11-1	.574	8-4	.667	t2ndE	Erik Russell
1960	15-8	.652	10-6	.623	2ndE	Erik Russell
1961	14-11	.560	12-6	.667	1stE	Erik Russell
1962	15-7	.682	11-5	.688	2ndE	Erik Russell
1963	17-8	.680	15-3	.810	1st	Paul Nix
1964	21-7	.750	13-5	.722	1stE	Paul Nix
1965	13-7	.650	10-3	.769	1stE	Paul Nix
1966	14-9	.560	6-7	.462	4thE	Paul Nix
1967	32-10!	.762	15-2	.882	1st	Paul Nix
1968	22-12	.647	9-6	.600	3rdE	Paul Nix
1969	20-17	.541	7-10	.412	5thE	Paul Nix
1970	17-16	.515	9-6	.600	3rdE	Paul Nix
1971	23-16	.590	9-7	.563	2ndE	Paul Nix
1972	18-17	.514	7-6	.538	t2ndE	Paul Nix
1973	20-19	.513	7-9	.438	5thE	Paul Nix
1974	31-13	.705	11-6	.647	2ndE	Paul Nix
1975	24-21	.533	7-9	.438	t4thE	Paul Nix
1976	37-15!	.712	12-7	.632	1st	Paul Nix
1977	28-18	.609	11-9	.550	t2ndW	Paul Nix
1978	33-21	.611	15-8	.652	1st#	Paul Nix
1979	21-21	.500	7-14	.333	4thW	Paul Nix
1980	27-24	.529	15-8	.652	1stW	Paul Nix
1981	27-27	.500	7-16	.304	5thW	Paul Nix
1982	27-20-1	.573	8-13-1	.386	5thW	Paul Nix
1983	16-34	.320	4-18	.182	5thW	Paul Nix
1984	27-24	.529	8-14	.364	4thW	Paul Nix

Year	Overall	Pct.	SEC	Pct.	SEC* Finish	Coach
1985	30-22	.577	11-12	.478	3rdW	Hal Baird
1986	31-24	.564	15-12	.517	3rd	Hal Baird
1987	42-18	.700	18-9	.667	2nd	Hal Baird
1988	39-16	.709	16-10	.615	4th	Hal Baird
1989	44-20	.688	12-12	.500	6th#	Hal Baird
1990	34-24	.586	13-13	.500	4th	Hal Baird
1991	35-24	.593	14-12	.538	5th	Hal Baird
1992	30-25	.545	10-14	.417	4thW	Hal Baird
1993	40-23	.635	17-11	.607	2ndW	Hal Baird
1994	44-21!	.677	16-13	.552	3rdW	Hal Baird
1995	50-13	.794	19-8	.704	1stW	Hal Baird
1996	32-24	.571	12-18	.400	5thW	Hal Baird
1997	50-17!	.746	17-12	.586	4thW	Hal Baird
1998	46-18	.719	16-12	.571	3rdW#	Hal Baird
1999	46-19	.708	18-12	.600	4thW	Hal Baird
2000	41-20	.672	17-13	.567	3rdW	Hal Baird
2001	37-21	.638	15-15	.500	4thW	Steve Renfro
2002	34-26	.600	15-15	.500	3rdW	Steve Renfro
2003	42-21	.667	18-12	.600	2ndW	Steve Renfro
2004	32-24	.571	12-18	.400	5thW	Steve Renfro
2005	34-26	.567	13-17	.433	T-5thW	Tom Slater
2006	22-34	.393	9-21	.300	6th W	Tom Slater
2007	31-25	.554	10-20	.333	6th W	Tom Slater
2008	28-28	.500	11-19	.367	5th W	Tom Slater
2009	31-25	.554	11-19	.367	5th W	John Pawlowski
2010	43-21	.672	20-10	.667	1st W	John Pawlowski
2011	29-29	.500	14-16	.467	T-2nd W	John Pawlowski
2012	31-28	.525	13-17	.433	5th W	John Pawlowski
2013	33-23	.589	13-17	.433	7th W	John Pawlowski
2014	28-28	.500	10-20	.333	7th W	Sunny Galloway
2015	36-26	.581	13-17	.433	5th W	Sunny Galloway
2016	23-33	.411	8-22	.267	6th W	Butch Thompson
2017	37-26	.587	16-14	.533	5th W	Butch Thompson
2018	43-23	.652	15-15	.500	T-3rd W	Butch Thompson
2019	38-28!	.576	14-16	.467	6th W	Butch Thompson
2020	13-5S	.722	0-0	.000	N/A	Butch Thompson
TOTAL	2494-1682-33	.596	915-861-3	.515		124 seasons all-time

* Finish in SEC East (1959-1975) and SEC West from (1976-1985)

Won postseason SEC Tournament

! NCAA College World Series

S Season canceled after 18 games due to COVID-19

Below are Auburn's all-time end-of-season rankings (highest ranking listed)


YEAR	FINAL RANK	POLL(S)	YEAR	FINAL RANK	POLL(S)
1964	12TH	CB	2000	20TH	ESPN
1967	2ND	CB	2003	17TH	ESPN
1976	8TH	CB	2010	19TH	BA/ESPN/NCBWA
1987	14TH	BA	2017	25TH	BA
1988	19TH	BM	2018	9TH	ESPN
1989	17TH	BA	2019	8TH	CB/NCBWA
1993	23RD	BA	2020	13TH	PG
1994	8TH	ESPN/CB			
1995	9TH	CB/BA			
1997	5TH	BA			
1998	9TH	BA			
1999	11TH	ESPN			

CB - Collegiate Baseball; BA - Baseball America;
BM - Baseball Magazine; ESPN - USA Today/
ESPN; NCBWA - National Collegiate Baseball Writers
Association; PG - Perfect Game





COLLEGE WORLD SERIES



1967

Paul Nix, 32-10

Omaha, NE 3rd

Ohio State.....	1-0	W
Stanford.....	3-6	L
Rider.....	4-3	W
Stanford (7 inn./rain).....	3-5	L



1976

Paul Nix, 37-15

Omaha, NE T-7th

Clemson.....	4-9	L
Maine.....	8-9	L




1994

Hal Baird, 44-21

Omaha, NE T-7th

Oklahoma.....	4-5	L
Miami (Fla.).....	5-7	L



1997

Hal Baird, 50-17

Omaha, NE T-5th

Stanford.....	3-8	L
Rice.....	10-1	W
Stanford.....	4-11	L



2019

Butch Thompson, 38-28

Omaha, NE T-7th

Mississippi State.....	4-5	L
Louisville.....	3-5	L

AUBURN VS. CWS OPPONENTS

Clemson.....	0-1
Louisville.....	0-1
Maine.....	0-1
Miami (Fla.).....	0-1
Mississippi State.....	0-1
Ohio State.....	1-0
Oklahoma.....	0-1
Rice.....	1-0
Rider.....	1-0
Stanford.....	0-4
10 Opponents.....	3-10

CWS LINESCORES

1967

Auburn 1, Ohio State 0 • June 12

OSU.....	000	000	000	-	0	5	2
AU.....	100	000	00X	-	1	5	3

W: Lowe (11-1), L: Boggs (4-1)

Stanford 6, Auburn 3 • June 13

AU.....	000	102	000	-	3	8	3
SU.....	310	000	20X	-	6	7	1

W: Vance (11-0), L: Blauser (5-5)

Auburn 4, Rider 3 • June 14

RC.....	000	011	100	-	3	10	6
AU.....	000	102	001	-	4	6	2

W: Lowe (15-1), L: Mischik (7-3)

Stanford 5, Auburn 3 • June 15

AU.....	010	001	1	-	3	7	3
SU.....	100	400	0	-	5	5	0

W: Hamm, L: Boverit

1976

Clemson 9, Auburn 4 • June 11

AU.....	000	111	001	-	4	10	2
CU.....	000	502	11X	-	9	10	1

W: Porter (12-0), L: Hudson (10-5)

Maine 9, Auburn 8 • June 12

AU.....	410	030	000	-	8	13	2
UM.....	230	202	00X	-	9	12	4

W: LaCasse (7-1), L: Leach (8-5)

1994

Oklahoma 9, Auburn 4 • June 4

AU.....	000	000	031	-	4	12	1
OU.....	020	100	11X	-	5	11	2

W: Redman (13-3), L: Powell (5-4)
S: Buckles (13)

Miami 7, Auburn 5 • June 6

UM.....	400	000	300	-	7	8	6
AU.....	001	012	010	-	5	12	2

W: Westfall (3-0), L: Humphreys (13-4)
S: Tessmer (3)

1997

Stanford 8, Auburn 3 • May 30

AU.....	000	201	000	-	3	6	3
SU.....	010	050	02X	-	8	12	1

W: Hutchinson (8-3), L: Hebson (11-4)
S: Austin (4)

Auburn 10, Rice 1 • June 1

RU.....	000	001	000	-	1	4	1
AU.....	014	203	00X	-	10	11	0

W: Hudson (15-2), L: Bess (3-3)

Stanford 11, Auburn 4 • June 3

SU.....	300	104	102	-	11	13	2
AU.....	004	000	000	-	4	8	3

W: Austin (5-2), L: Dunham (5-2)

2019

Mississippi State 5, Auburn 4 • June 16

AU.....	020	100	010	-	4	6	2
MSU.....	000	001	004	-	5	12	3

W: Gordon (5-0), L: Burns (4-4)

Louisville 5, Auburn 3 • June 16

UL.....	100	300	010	-	5	7	0
AU.....	010	000	101	-	3	13	2

W: Elliott (3-2), L: Horn (4-2)
S: Kirian (5)



NCAA REGIONALS/SUPER REGIONALS

REGIONAL RESULTS

Year	Opponent	Score	Result	Location
1963	West Virginia	1-2	L	Gastonia, NC
	Florida State	3-4	L	Gastonia, NC
1967	West Virginia	8-3	W	Gastonia, NC
	Florida State	13-2	W	Gastonia, NC
	Clemson	2-3	L	Gastonia, NC
1976	Clemson	6-5	W	Gastonia, NC
	Middle Tenn. St.	10-5	W	Tallahassee, FL
	Florida State	2-1	W	Tallahassee, FL
1978	Jacksonville	7-5	W	Tallahassee, FL
	Memphis State	14-10	W	Auburn, AL
	North Carolina	2-3	L	Auburn, AL
1987	Memphis State	5-6	L	Auburn, AL
	Seton Hall	22-1	W	Huntsville, AL
	Middle Tenn. St.	5-3	W	Huntsville, AL
1989	Seton Hall	6-15	L	Huntsville, AL
	Clemson	3-6	L	Huntsville, AL
	South Florida	9-3	W	Tallahassee, FL
1993	Clemson	14-7	W	Tallahassee, FL
	Florida State	6-7	L	Tallahassee, FL
	Clemson	1-11	L	Tallahassee, FL
1994	Arizona	9-1	W	Stillwater, OK
	Oklahoma St.	10-14	L	Stillwater, OK
	N. C. State	2-13	L	Stillwater, OK
1995	Virginia Tech	7-0	W	Clemson, SC
	Old Dominion	11-8 [10]	W	Clemson, SC
	Clemson	11-5	W	Clemson, SC
	Notre Dame	8-0	W	Clemson, SC
1997	Pennsylvania	2-1	W	Oklahoma City, OK
	Ohio State	8-6	W	Oklahoma City, OK
	Oklahoma	8-9	L	Oklahoma City, OK
	Texas	4-2	W	Oklahoma City, OK
	Oklahoma	1-3	L	Oklahoma City, OK
1998	Western Carolina	11-3	W	Tallahassee, FL
	South Florida	9-0	W	Tallahassee, FL
	Florida State	8-7	W	Tallahassee, FL
	Florida State	7-9	L	Tallahassee, FL
	Florida State	5-2	W	Tallahassee, FL
1999	Rutgers	15-17	L	Tallahassee, FL
	Liberty	3-2	W	Tallahassee, FL
	Rutgers	7-4	W	Tallahassee, FL
	Oklahoma	9-8	W	Tallahassee, FL
	Florida State	10-16	L	Tallahassee, FL
2000	N. C. State	9-7	W	Auburn, AL
	Winthrop	8-6	W	Auburn, AL
	Tulane	5-7	L	Auburn, AL
	Tulane	13-9	W	Auburn, AL
2001	Stetson	5-9	L	Atlanta, GA
	Georgia Southern	11-5	W	Atlanta, GA
	Stetson	10-13	L	Atlanta, GA
2002	Jacksonville	8-7	W	Tallahassee, FL
	Florida State	6-10	L	Tallahassee, FL
	Jacksonville	3-2	W	Tallahassee, FL
	Florida State	6-9	L	Tallahassee, FL
2003	Florida Atlantic	11-16	L	Tuscaloosa, AL
	Alabama	3-6	L	Tuscaloosa, AL
	Princeton	5-2	W	Auburn, AL
2005	Ohio State	2-6	L	Auburn, AL
	Clemson	15-0	W	Auburn, AL
	Ohio State	7-9	L	Auburn, AL
	South Alabama	13-5	W	Tallahassee, FL
2010	Florida State	3-4	L	Tallahassee, FL
	Army	12-3	W	Tallahassee, FL
	Florida State	4-10	L	Tallahassee, FL
	Jacksonville State	9-7	W	Auburn, AL
2015	Clemson	2-5	L	Auburn, AL
	Southern Miss	17-8	W	Auburn, AL
	Clemson	11-10	W	Auburn, AL
	Clemson	7-13	L	Auburn, AL
	College of Charleston	7-6 [11]	L	Tallahassee, FL
2017	Mercer	1-0	W	Tallahassee, FL
	College of Charleston	3-2	L	Tallahassee, FL
	UCF	7-4	W	Tallahassee, FL
2018	Tennessee Tech	5-3	W	Tallahassee, FL
	Florida State	7-8 [10]	L	Tallahassee, FL
	Florida State	0-6	L	Tallahassee, FL
2019	Northeastern	13-4	W	Raleigh, NC
	Army	12-1	W	Raleigh, NC
	N. C. State	15-7	W	Raleigh, NC
2019	Coastal Carolina	16-7	W	Atlanta, GA
	Georgia Tech	6-5	W	Atlanta, GA
	Georgia Tech	4-1	W	Atlanta, GA

REGIONAL RESULTS BY YEAR

Year	Regional	Result	W-L	Location
1963	District 3	Fourth	0-2	Gastonia, NC
1967	District 3	CHAMPIONS	3-1	Gastonia, NC
1976	South	CHAMPIONS	3-0	Tallahassee, FL
1978	South	Third	1-2	Auburn, AL
1987	South I	Third	2-2	Huntsville, AL
1989	Atlantic	Third	2-2	Tallahassee, FL
1993	Midwest	Fourth	1-2	Stillwater, OK
1994	East	CHAMPIONS	4-0	Clemson, SC
1995	Midwest II	Second	3-2	Oklahoma City, OK
1997	East	CHAMPIONS	4-1	Tallahassee, FL
1998	Atlantic II	Second	3-2	Tallahassee, FL
1999	Auburn	CHAMPIONS	3-1	Auburn, AL
2000	Atlanta	Third	1-2	Atlanta, GA
2001	Tallahassee	Second	2-2	Tallahassee, FL
2002	Tuscaloosa	Fourth	0-2	Tuscaloosa, AL
2003	Auburn	Second	2-2	Auburn, AL
2005	Tallahassee	Second	2-2	Tallahassee, FL
2010	Auburn	Second	3-2	Auburn, AL
2015	Tallahassee	Third	1-2	Tallahassee, FL
2017	Tallahassee	Second	2-2	Tallahassee, FL
2018	Raleigh	CHAMPIONS	3-0	Raleigh, NC
2019	Atlanta	CHAMPIONS	3-0	Atlanta, GA

AUBURN VS. NCAA REGIONAL OPPONENTS

Opponent	W-L
Alabama	0-1
Arizona	1-0
Army	2-0
Central Florida	1-0
Clemson	5-5
Coastal Carolina	1-0
College of Charleston	0-2
Florida Atlantic	0-1
Florida State	4-10
Georgia Southern	1-0
Georgia Tech	2-0
Jacksonville	3-0
Jacksonville State	1-0
Liberty	1-0
Mercer	1-0
Memphis	1-1
Middle Tenn. State	2-0
Northeastern	1-0
North Carolina	0-1
North Carolina State	2-1
Notre Dame	1-0
Ohio State	1-2
Oklahoma	1-2
Oklahoma State	0-1
Old Dominion	1-0
Pennsylvania	1-0
Princeton	1-0
Rutgers	1-1
Seton Hall	1-1
South Alabama	1-0
South Florida	2-0
Southern Miss	1-0
Stetson	0-2
Tennessee Tech	1-0
Texas	1-0
Tulane	1-1
Virginia Tech	1-0
Winthrop	1-0
Western Carolina	1-0
West Virginia	1-1
40 Opponents	48-33

SUPER REGIONAL RESULTS

Year	Opponent	Score	Result	Location
1999	Florida State	2-10	L	Tallahassee, FL
	Florida State	3-6	L	Tallahassee, FL
2018	Florida	2-8	L	Gainesville, FL
	Florida	3-2	W	Gainesville, FL
	Florida	2-3 [11]	L	Gainesville, FL
2019	North Carolina	11-7	W	Chapel Hill, NC
	North Carolina	0-2	L	Chapel Hill, NC
	North Carolina	14-7	W	Chapel Hill, NC





NCAA REGIONALS/SUPER REGIONALS

1963 DISTRICT 3 AT GASTONIA, NC

Florida State 4, Auburn 3

Wake Forest 4, West Virginia 3

West Virginia 2, Auburn 1 (Auburn eliminated)

Florida State 12, Wake Forest 4

Wake Forest 12, West Virginia 8 (West Virginia eliminated)

Wake Forest 6, Florida State 5

Florida State 11, Wake Forest 5 (Wake Forest eliminated)

1967 DISTRICT 3 AT GASTONIA, NC

Florida State 5, Clemson 3

Auburn 8, West Virginia 3 [12]

Clemson 5, West Virginia 0 (West Virginia eliminated)

Auburn 13, Florida State 3

Clemson 6, Florida State 4 (Florida State eliminated)

Clemson 3, Auburn 2

Auburn 6, Clemson 5 [13] (Clemson eliminated)

1976 SOUTH REGIONAL AT TALLAHASSEE, FL

Auburn 10, Middle Tennessee State 5

Florida State 6, Jacksonville 1

Jacksonville 8, Middle Tennessee State 5 (MTSU eliminated)

Auburn 2, Florida State 1

Jacksonville 9, Florida State 7 (Florida State eliminated)

Auburn 7, Jacksonville 5 (Jacksonville eliminated)

1978 SOUTH REGIONAL AT AUBURN, AL

North Carolina 15, East Tennessee State 1

Auburn 14, Memphis 10

Memphis 5, East Tennessee State 0 (ETSU eliminated)

North Carolina 3, Auburn 2

Memphis 6, Auburn 5 (Auburn eliminated)

Memphis 8, North Carolina 6

North Carolina 11, Memphis 9 (Memphis eliminated)

1987 SOUTH I REGIONAL AT HUNTSVILLE, AL

Seton Hall 15, Auburn 6

Clemson 8, West Virginia 0

(1) Arkansas 10, Middle Tennessee State 7

Auburn 5, Middle Tennessee State 3 (MTSU eliminated)

Arkansas 7, West Virginia 2 (West Virginia eliminated)

Clemson 6, Seton Hall 3

Auburn 22, Seton Hall 1 (Seton Hall eliminated)

Arkansas 6, Clemson 5

Clemson 6, Auburn 3 (Auburn eliminated)

Arkansas 4, Clemson 2 (Clemson eliminated)

1989 ATLANTIC REGIONAL AT TALLAHASSEE, FL

(4) Auburn 9, (3) South Florida 3

(2) Clemson 6, (5) Stetson 2

(1) Florida State 13, (6) Rider 7

Stetson 13, Rider 6 (Rider eliminated)

Florida State 8, South Florida 1 (South Florida eliminated)

Auburn 14, Clemson 7

Clemson 13, Stetson 5 (Stetson eliminated)

Florida State 7, Auburn 6

Clemson 11, Auburn 1 (Auburn eliminated)

Florida State 8, Clemson 1 (Clemson eliminated)

1993 MIDWEST REGIONAL IN STILLWATER, OK

(1) North Carolina State 12, (6) Fordham 4

(4) Auburn 9, (3) Arizona 1

(2) Oklahoma State 9, (5) Connecticut 5

Fordham 5, Connecticut 0 (Connecticut eliminated)

Arizona 5, North Carolina State 2

Oklahoma State 14, Auburn 10

North Carolina State 13, Auburn 2 (Auburn eliminated)

Arizona 18, Fordham 7 (Fordham eliminated)

Oklahoma State 8, N.C. State 3 (N.C. State eliminated)

Arizona 4, Oklahoma State 0

Oklahoma State 11, Arizona 10 (Arizona eliminated)

1994 EAST REGIONAL IN CLEMSON, SC

(3) Old Dominion 9, (4) Notre Dame 5

(2) Auburn 7, (5) Virginia Tech 0

(1) Clemson 5, (6) The Citadel 1

The Citadel 4, Virginia Tech 3 (Virginia Tech eliminated)

Notre Dame 8, Clemson 1

Auburn 11, Old Dominion 8 [10]

Clemson 6, Old Dominion 1 (Old Dominion eliminated)

Notre Dame 5, The Citadel 1 (The Citadel eliminated)

Auburn 11, Clemson 5 (Clemson eliminated)

Auburn 8, Notre Dame 0 (Notre Dame eliminated)

1995 MIDWEST II REGIONAL IN OKLAHOMA CITY, OK

(1) Auburn 2, (6) Pennsylvania 1

(3) Texas 10, (4) Ohio State 5

(2) Oklahoma 9, (5) Indiana State 6

Indiana State 6, Pennsylvania 5 (Penn eliminated)

Auburn 8, Ohio State 6 (Ohio State eliminated)

Oklahoma 13, Texas 9

Oklahoma 9, Auburn 8

Texas 3, Indiana State 2 (Indiana State eliminated)

Auburn 4, Texas 2 (Texas eliminated)

Oklahoma 3, Auburn 1 (Auburn eliminated)

1997 EAST REGIONAL AT TALLAHASSEE, FL

(4) South Florida 5, (3) Central Florida 4

(2) Auburn 11, (5) Western Carolina 3

(1) Florida State 4, (6) Marist 2

Western Carolina 8, Marist 3 (Marist eliminated)

Florida State 16, Central Florida 2 (Central Florida eliminated)

Auburn 9, South Florida 0

Auburn 8, Florida State 7

South Florida 9, Western Carolina 4 (WCU eliminated)

Florida State 6, South Florida 5 (South Florida eliminated)

Florida State 9, Auburn 7

Auburn 5, Florida State 2 (Florida State eliminated)

1998 ATLANTIC II REGIONAL AT TALLAHASSEE, FL

(4) Oklahoma 6, (3) Delaware 3

(5) Rutgers 17, (2) Auburn 15

(1) Florida State 10, (6) Liberty 7

Auburn 3, Liberty 2 (Liberty eliminated)

Florida State 27, Delaware 6 (Delaware eliminated)

Oklahoma 9, Rutgers 7

Florida State 23, Oklahoma 2

Auburn 7, Rutgers 4 (Rutgers eliminated)

Auburn 9, Oklahoma 9 (Oklahoma eliminated)

Florida State 16, Auburn 10 (Auburn eliminated)

1999 AUBURN REGIONAL AT AUBURN, AL

(4) Winthrop 8, (1) Tulane 7

(2) Auburn 9, (3) NC State 7

Tulane 11, NC State 5 (NC State eliminated)

Auburn 8, Winthrop 6

Tulane 15, Winthrop 8 (Winthrop eliminated)

Tulane 7, Auburn 5

Auburn 13, Tulane 9 (Tulane eliminated)

2000 ATLANTA REGIONAL AT ATLANTA, GA

(1) Georgia Tech 11, (4) Georgia Southern 9

(3) Stetson 9, (2) Auburn 5

Auburn 11, Georgia Southern 5 (Ga. Southern eliminated)

Georgia Tech 24, Stetson 1

Stetson 13, Auburn 10 (Auburn eliminated)

Georgia Tech 16, Stetson 11 (Stetson eliminated)

2001 TALLAHASSEE REGIONAL AT TALLAHASSEE, FL

(1) Florida State 8, (4) Bethune-Cookman 1

(2) Auburn 8, (3) Jacksonville 7 [10 innings]

Jacksonville 3, Bethune-Cookman 0 (Bethune-Cookman eliminated)

Florida State 10, Auburn 6

Auburn 3, Jacksonville 2 (Jacksonville eliminated)

Florida State 9, Auburn 6 (Auburn eliminated)



NCAA REGIONALS/SUPER REGIONALS

2002 TUSCALOOSA REGIONAL AT TUSCALOOSA, AL**(3) Florida Atlantic 16, (2) Auburn 11**

(4) Southeast Missouri State 7, (1) Alabama 4

Alabama 6, Auburn 3 (Auburn eliminated)

Florida Atlantic 12, Southeast Missouri State 6

Alabama 7, Southeast Missouri State 4 (SEMO eliminated)

Alabama 7, Florida Atlantic 2

Florida Atlantic 6, Alabama 5 (Alabama eliminated)

2003 AUBURN REGIONAL AT AUBURN, AL

(3) Ohio State 10, (2) Clemson 8

(1) Auburn 5, (4) Princeton 2

Clemson 7, Princeton 6 (Princeton eliminated)

Ohio State 6, Auburn 2**Auburn 15, Clemson 0 (Clemson eliminated)****Ohio State 9, Auburn 7 (Auburn eliminated)****2005 TALLAHASSEE REGIONAL AT TALLAHASSEE, FL****(2) Auburn 13, (3) South Alabama 5**

(1) Florida State 3, (4) Army 2

Army 8, South Alabama 5 (South Alabama eliminated)

Florida State 4, Auburn 3**Auburn 12, Army 3 (Army eliminated)****Florida State 10, Auburn 4 (Auburn eliminated)****2010 AUBURN REGIONAL AT AUBURN, AL**

(2) Clemson 10, (3) Southern Miss 1

(1) Auburn 9, (4) Jacksonville State 7

Southern Miss 19, Jacksonville State 6 (Jacksonville State eliminated)

Clemson 5, Auburn 2**Auburn 17, Southern Miss 8 (Southern Miss eliminated)****Auburn 11, Clemson 10****Clemson 13, Auburn 7 (Auburn eliminated)****2015 TALLAHASSEE REGIONAL AT TALLAHASSEE, FL****(2) College of Charleston 7, (3) Auburn 6 [11 inn.]**

(1) Florida State 5, (4) Mercer 4 [10 inn.]

(3) Auburn 1, (4) Mercer 0 (Mercer eliminated)

(1) Florida State 3, (2) College of Charleston 2

(2) College of Charleston 3, (3) Auburn 2 (Auburn eliminated)

(1) Florida State 8, (2) College of Charleston 1 (College of Charleston eliminated)

2017 TALLAHASSEE REGIONAL AT TALLAHASSEE, FL

(4) Tennessee Tech 3, (1) Florida State 1

(3) Auburn 7, (2) UCF 4

(1) Florida State 6, (2) UCF 1 (UCF eliminated)

(3) Auburn 5, (4) Tennessee Tech 3

(1) Florida State 5, (4) Tennessee Tech 3 (Tennessee Tech eliminated)

(1) Florida State 8, (3) Auburn 7 [10 inn.]**(1) Florida State 6, (3) Auburn 0 (Auburn eliminated)****2018 RALEIGH REGIONAL AT RALEIGH, NC****(2) Auburn 13, (3) Northeastern 4**

(4) Army 5, (1) N.C. State 1

(1) N.C. State 9, (3) Northeastern 3 (Northeastern eliminated)

(2) Auburn 12, (4) Army 1

(1) N.C. State 11, (4) Army 1 (Army eliminated)

(2) Auburn 15, (1) N.C. State 7 (N.C. State eliminated)**2019 ATLANTA REGIONAL AT ATLANTA, GA****(2) Auburn 16, (3) Coastal Carolina 7**

(1) Georgia Tech 13, (4) Florida A&M 2

(3) Coastal Carolina 9, (4) Florida A&M 4 (Florida A&M eliminated)

(2) Auburn 6, (1) Georgia Tech 5

(1) Georgia Tech 10, Coastal Carolina 8 (Coastal Carolina eliminated)

(2) Auburn 4, Georgia Tech 1 (Georgia Tech eliminated)

AUBURN IN SUPER REGIONALS

1999 SUPER REGIONAL AT TALLAHASSEE, FL

(1) Florida State 10, (2) Auburn 2

Florida State 6, Auburn 3 (Auburn eliminated)

2018 SUPER REGIONAL AT GAINESVILLE, FL

(1) Florida 8, (2) Auburn 2

(2) Auburn 3, (1) Florida 2

(1) Florida 3, (2) Auburn 2 [11 inn.]

2019 SUPER REGIONAL AT CHAPEL HILL, NC

(2) Auburn 11, (1) North Carolina 7

(1) North Carolina 2, (2) Auburn 0

(2) Auburn 14, (1) North Carolina 7

AUBURN SUPER REGIONAL RECORDS

BATTING

AT BATS

Game: 6, Rankin Woley vs. North Carolina (6/10/19)

Series: 14, four times, last by three players vs. North Carolina (2019) [3 games]

RUNS

Game: 3, Ryan Bliss vs. North Carolina (6/10/19)

Series: 5, Ryan Bliss vs. North Carolina (2019) [3 games]

HITS

Game: 3, three times, last by three players vs. North Carolina in 2019

Series: 6, Conor Davis vs. North Carolina (2019) [3 games]

RBI

Game: 3, five times, last by Judd Ward & Edouard Julien vs. North Carolina (6/10/19)

Series: 6, Edouard Julien vs. North Carolina (2019) [3 games]

HOME RUNS

Game: 1, five times, last by Judd Ward vs. North Carolina (6/10/19)

Series: 1, five times, last by three players vs. North Carolina (2019) [3 games]

STOLEN BASES

Game: 2, Maillon Kent vs. Florida St. (6/4/99)

BATTING AVERAGE

Series [min. 7 AB]: .500, Conor Davis vs. North Carolina (2019) [6-for-12 in 3 games]

PITCHING

INNINGS PITCHED

Game: 8.1, Brent Schoening vs. Florida St. (6/5/99)

Series: 8.1, Brent Schoening vs. (1999)

STRIKEOUTS

Game: 11, Brent Schoening vs. Florida St. (6/5/99)

Series: 11, Brent Schoening vs. (1999)

BASE ON BALLS

Game: 6, Bailey Horn vs. North Carolina (6/9/19)

Series: 6, Bailey Horn vs. North Carolina (2019) [3 games]





NCAA REGIONALS/SUPER REGIONALS

BATTING

GAMES PLAYED

Series: 5, by 32 players (1995, 1997, 1998, 2010)
 Career: 16, Todd Faulkner (1998-2001)
 16, Mailon Kent (1998-2001)

AT BATS

Game: 6, by 34 players
 Series: 25, Rob Macrory (1997) [5 games]
 Career: 65, Todd Faulkner (1998-2001) [16 gms]

RUNS SCORED

Game: 4, Steven Williams vs. Northeastern (6/1/18)
 4, Gabe Gross vs. Jacksonville (5/25/01)
 4, Jonathan Schuerholz vs. Georgia Southern (5/27/00)
 4, Todd Faulkner vs. Rutgers (5/21/98)
 4, Chad Wandall vs. Oklahoma (5/23/98)
 Series: 11, Adam Sullivan (1997) [5 games]
 Career: 19, Todd Faulkner (1998-2000) [16 gms]

HITS

Game: 5, Javon Moran vs. Fla. Atlantic (5/31/02)
 5, Adam Sullivan vs. W. Car. (5/22/97)
 5, Mark Bellhorn vs. ODU (5/27/94)
 5, Cliff Shanks vs. Okla. St. (5/29/93)
 Series: 14, Adam Sullivan (1997) [5 games]
 Career: 30, Todd Faulkner (1998-2001) [16 gms]

RUNS BATTED IN

Game: 5, Steven Williams vs. Coastal Carolina (5/31/19)
 5, Josh Anthony vs. N.C. State (6/3/18)
 5, Trent Mummey vs. Southern Miss (6/6/2010)
 5, Sean Gamble vs. Fla. Atlantic (5/31/02)
 5, Frank Thomas vs. Seton Hall (5/23/87)
 5, Scotty Long vs. Clemson (1967)
 5, Scotty Long vs. Florida State (1967)
 Series: 11, Mike Killmettt (1994)
 11, Scotty Long (1967)
 Career: 22, Todd Faulkner (1998-2000) [16 gms]

SINGLES

Game: 5, Adam Sullivan vs. W. Car. (5/22/97)
 Series: 12, Adam Sullivan (1997) [5 games]
 Career: 17, Jay Waggoner (1993-95) [12 gms]

DOUBLES

Game: 2, 17 times, most recently by Josh Anthony vs. N.C. State (6/1/18)
 Series: 5, Trent Mummey (2010) [5 games]
 5, Mark Bellhorn (1994) [4 games]
 Career: 7, Mailon Kent (1998-01) [16 games]

TRIPLES

Game: 1, 13 times, most recently by Steven Williams vs. Army (6/2/18)
 Series: 2, Javon Moran (2003) [4 games]
 Career: 2, Javon Moran (2001-03) [10 games]
 2, Mark Bellhorn (1993-95) [12 games]

HOME RUNS

Game: 2, Todd Faulkner vs. Rutgers (5/21/98)
 2, Josh Etheredge vs. Rutgers (5/23/98)
 2, Scotty Long vs. Florida St. (1967)
 2, Scotty Long vs. Clemson (1967)
 Series: 4, Scotty Long (1967) [4 games]
 4, Todd Faulkner (1998) [5 games]
 Career: 5, Todd Faulkner (1998-01) [16 games]

STOLEN BASES

Game: 2, Javon Moran vs. Clemson (5/31/03)
 2, Pat Keedy vs. Memphis (5/20/78)
 2, Dom Fucci vs. Memphis (5/20/78)
 Series: 3, Javon Moran (2003) [4 games]
 Career: 4, Javon Moran (2001-03) [10 games]

BASES ON BALLS

Game: 3, Will Holland vs. Coastal Carolina (5/31/19)
 3, Justin Bryant vs. Clemson (6/6/10)
 3, Mitch Duke vs. Okla. State (5/29/93)
 Series: 5, Mitch Duke (1993) [3 games]
 5, Dominic Rich (1998) [5 games]

STRIKEOUTS

Game: 4, Kevin Chabot vs. Okla. (5/28/95)
 Series: 12, Kevin Chabot (1995) [5 games]
 Career: 15, Kevin Chabot (1993-95) [9 games]

BATTING AVERAGE

Series [min. 15 AB]: .667, Mark Bellhorn (1994)
 [12-for-18 in 4 games]
 Career [min. 25 AB]: .538, Steven Williams (2018-19) [14-for-26 in 6 games]

HITTING STREAK

Career: 15, Mailon Kent (1998-01)
 12, Todd Faulkner (1999-01)
 11, Gabe Gross (1999-01)

PITCHING

GAMES PITCHED

Series: 4, Finley Woodward (1995)
 Career: 7, Colter Bean (1996-2000)

GAMES STARTED

Series: 2, Tim Hudson (1997)
 2, Ryan Halla (1995)
 2, John Powell (1994)
 2, Stacy Jones (1987)
 2, Mark Chapman (1987)
 2, Q.V. Lowe (1967)
 2, Hayden Gliemmo (1998)
 Career: 4, Chris Bootcheck (1998-00)

GAMES RELIEVED

Series: 4, Finley Woodward (1995)
 Career: 7, Colter Bean (1996-00)

WINS

Series: 2, Tim Hudson (1997)
 2, John Powell (1994)
 2, Q.V. Lowe (1967)
 Career: 3, John Powell (1993-94)

LOSSES

Series: 2, Scott Roney (1978)
 2, Kevin Knorst (1998)
 Career: 2, Chris Bootcheck (1998-00)
 2, Ryan Halla (1993-95)
 2, Kevin Knorst (1998-00)
 2, Scott Roney (1978)

SAVES

Series: 2, Colter Bean (1998)
 2, Patrick Dunham (1997)
 2, Finley Woodward (1995)
 2, Joe Beckwith (1976)
 Career: 2, Colter Bean (1998)
 2, Patrick Dunham (1997)
 2, Finley Woodward (1995)
 2, Joe Beckwith (1976)

INNINGS PITCHED

Game: 13.0, Q.V. Lowe vs. Clemson (1967)
 Series: 25.0, Q.V. Lowe (1967) [2 games]
 Career: 27.1, Levale Speigner (2000-03) [6 games]

STRIKEOUTS

Game: 14, John Powell vs. Arizona (5/28/93) [9 IP]
 14, Q.V. Lowe vs. Clemson (1967) [13 IP]
 Series: 26, Q.V. Lowe (1967) [2 games]
 22, John Powell (1994) [2 games]
 Career: 36, John Powell (1993-94) [3 games]

BASES ON BALLS

Game: 6, Josh Sullivan vs. Florida State (6/4/05)
 6, Ryan Halla vs. Okla. State (5/29/93)
 Series: 6, Josh Sullivan (2005) [1 game]
 6, Ryan Halla (1993) [1 game]
 6, Tim Hudson (1997) [2 games]
 Career: 13, Ryan Halla (1993-95) [6 gms./23.1 IP]



SEC TOURNAMENT

SEC TOURNAMENT RESULTS

Year	Opponent	Score	Result	Location
1978	Georgia	8-7 [12]	W	Gainesville, Fla.
	Mississippi State	10-7	W	Gainesville, Fla.
	Mississippi State	2-3	L	Gainesville, Fla.
	Mississippi State	8-5	W	Gainesville, Fla.
1980	Vanderbilt	3-2	W	Gainesville, Fla.
	Ole Miss	7-4	W	Gainesville, Fla.
	Vanderbilt	3-16	L	Gainesville, Fla.
	Vanderbilt	0-13	L	Gainesville, Fla.
1986	Alabama	7-8 [11]	L	Baton Rouge, La.
	Georgia	7-11	L	Baton Rouge, La.
1987	LSU	9-8	W	Athens, Ga.
	Kentucky	5-4 [10]	W	Athens, Ga.
	Mississippi State	3-4	L	Athens, Ga.
	LSU	2-4	L	Athens, Ga.
1988	Mississippi State	7-10	L	Starkville, Miss.
	Florida	3-4	L	Starkville, Miss.
1989	Mississippi State	5-3	W	Gainesville, Fla.
	Georgia	8-9	L	Gainesville, Fla.
	LSU	8-5	W	Gainesville, Fla.
	Florida	4-2 [10]	W	Gainesville, Fla.
1990	Mississippi State	2-16	L	Hoover, Ala.
	Vanderbilt	3-4	L	Hoover, Ala.
1991	Florida	7-8	L	Baton Rouge, La.
	Kentucky	8-5	W	Baton Rouge, La.
	Miss. State	0-1 [7]	L	Baton Rouge, La.
1992	Florida	0-2	L	New Orleans, La.
	Mississippi State	1-4	L	New Orleans, La.
1993	Alabama	13-4	W	Baton Rouge, La.
	Arkansas	3-1	W	Baton Rouge, La.
	LSU	5-16	L	Baton Rouge, La.
	Mississippi State	10-13 [10]	L	Baton Rouge, La.
1994	Arkansas	3-1 [17]	W	Oxford, Miss.
	Mississippi State	2-1	W	Oxford, Miss.
	LSU	2-3	L	Oxford, Miss.
	Mississippi State	9-5	W	Oxford, Miss.
1995	LSU	4-5	L	Oxford, Miss.
	Mississippi State	0-1	L	Starkville, Miss.
	Ole Miss	10-3	W	Starkville, Miss.
1997	LSU	5-7	L	Starkville, Miss.
	Arkansas	7-3	W	Columbus, Ga.
	LSU	2-5	L	Columbus, Ga.
	Mississippi State	5-4	W	Columbus, Ga.
1998	Florida	5-17	L	Columbus, Ga.
	Alabama	11-8	W	Hoover, Ala.
	Florida	6-4	W	Hoover, Ala.
	Alabama	3-4	L	Hoover, Ala.
	Alabama	9-1	W	Hoover, Ala.
1999	Arkansas	7-5	W	Hoover, Ala.
	LSU	6-2	W	Hoover, Ala.
	Arkansas	3-2	W	Hoover, Ala.
	Arkansas	5-9	L	Hoover, Ala.
2000	Arkansas	6-9	L	Hoover, Ala.
	Florida	2-7	L	Hoover, Ala.
	South Carolina	4-11	L	Hoover, Ala.
	Georgia	4-8	L	Hoover, Ala.
2001	South Carolina	4-5	L	Hoover, Ala.
	LSU	1-2	L	Hoover, Ala.
2002	Arkansas	5-8	L	Hoover, Ala.
	Vanderbilt	3-1	W	Hoover, Ala.
	Alabama	5-7	L	Hoover, Ala.
	South Carolina	5-1	W	Hoover, Ala.
2003	Alabama	3-13 [7]	L	Hoover, Ala.
	Alabama	1-7	L	Hoover, Ala.
	South Carolina	3-1 [12]	W	Hoover, Ala.
2010	Ole Miss	7-10 [10]	L	Hoover, Ala.
	South Carolina	3-7	L	Hoover, Ala.
	Georgia	2-3	L	Hoover, Ala.
2011	South Carolina	1-6	L	Hoover, Ala.
	Georgia	3-2	W	Hoover, Ala.
	South Carolina	3-5	L	Hoover, Ala.
2012	Alabama	3-6	L	Hoover, Ala.
	Kentucky	6-3	W	Hoover, Ala.
	LSU	9-8	L	Hoover, Ala.
2013	Florida	11-2	L	Hoover, Ala.
	Ole Miss	5-4	W	Hoover, Ala.
	Florida	4-5	L	Hoover, Ala.
2015	Arkansas	0-12 [7]	L	Hoover, Ala.
	Arkansas			

2018	Kentucky	4-3 [11]	W	Hoover, Ala.
	Ole Miss	9-3	W	Hoover, Ala.
	Texas A&M	2-4	L	Hoover, Ala.
	Ole Miss	0-7	L	Hoover, Ala.
2019	Tennessee	5-3	W	Hoover, Ala.
	Vanderbilt	1-11 [8]	L	Hoover, Ala.
	LSU	3-4	L	Hoover, Ala.

SEC TOURNAMENT RESULTS BY YEAR

Year	Result	W-L	Location
1978	CHAMPIONS	3-1	Gainesville, Fla.
1980	Second	2-2	Gainesville, Fla.
1986	Fourth	0-2	Baton Rouge, La.
1987	Third	2-2	Athens, Ga.
1988	Sixth	0-2	Starkville, Miss.
1989	CHAMPIONS	4-1	Gainesville, Fla.
1990	Tied Fifth	0-2	Hoover, Ala.
1991	Fourth	1-2	Baton Rouge, La.
1992	Tied Seventh	0-2	New Orleans, La.
1993	Third	2-2	Baton Rouge, La. (West)
1994	Second	3-2	Oxford, Miss. (West)
1995	Tied Fourth	1-2	Starkville, Miss. (West)
1997	Fourth	2-2	Columbus, Ga.
1998	CHAMPIONS	4-1	Hoover, Ala.
1999	Third	2-2	Hoover, Ala.
2000	Tied Seventh	0-2	Hoover, Ala.
2001	Tied Seventh	0-2	Hoover, Ala.
2002	Tied Seventh	0-2	Hoover, Ala.
2003	Tied Third	2-2	Hoover, Ala.
2010	Tied Fifth	1-2	Hoover, Ala.
2011	Tied Seventh	0-2	Hoover, Ala.
2012	Tied Seventh	1-2	Hoover, Ala.
2013	Tied Ninth	0-1	Hoover, Ala.
2015	Tied Eighth	1-2	Hoover, Ala.
2017	Tied Seventh	1-2	Hoover, Ala.
2018	Tied Fifth	2-2	Hoover, Ala.
2019	Tied Seventh	1-2	Hoover, Ala.

SEC TOURNAMENT RESULTS BY LOCATION

Location	Years	Record	Titles
Athens, Ga.	1	2-2	0
Baton Rouge, La.	3	3-6	0
Columbus, Ga.	1	2-2	0
Gainesville, Fla.	3	9-4	2
Hoover, Ala.	15	15-28	1
New Orleans, La.	1	0-2	0
Oxford, Miss.	1	3-2	0
Starkville, Miss.	2	1-4	0
	27	35-50	3

SEC TOURNAMENT RESULTS BY OPPONENT

Opponent	W-L
Alabama	3-6
Arkansas	5-4
Florida	2-8
Georgia	3-4
Kentucky	4-0
LSU	3-9
Ole Miss	4-2
Mississippi State	6-8
South Carolina	2-4
Tennessee	1-0
Texas A&M	0-1
Vanderbilt	2-4
27 Tournaments	35-50





SEC TOURNAMENT

AUBURN IN SEC CHAMPIONSHIP SERIES

1948		
Mississippi State.....	2-6	L
Mississippi State.....	5-8	L
Mississippi State.....	3-4	L

1958		
at Alabama.....	3-2	W
at Alabama.....	5-4	W
***** CHAMPIONS *****		

1961		
LSU.....	3-4	L
at LSU.....	5-6	L

1963		
at Ole Miss.....	6-7	L
OLE MISS.....	7-4	W
OLE MISS.....	6-2	W
***** CHAMPIONS *****		

1964		
OLE MISS.....	10-9	W
at Ole Miss.....	0-7	L
at Ole Miss.....	0-5	L

1965		
at Miss. State.....	1-10	L
MISS. STATE.....	3-2	W
MISS. STATE.....	1-2	L

1967		
at Ole Miss.....	2-1	W
OLE MISS.....	9-6	W
***** CHAMPIONS *****		

1976		
at Kentucky.....	6-7	L
KENTUCKY.....	6-0	W
KENTUCKY.....	14-6	W
***** CHAMPIONS *****		

Note: Auburn represented the SEC's Eastern Division in all of its championship series appearances except for 1976, when the Tigers were a member of the SEC West.

AUBURN SEC TOURNAMENT RECORDS

BATTING

GAMES PLAYED

Series: 5, by 27 players
 Career: 14, Jay Waggoner (1992-95)
 14, Mike Killimett (1991-94)
 14, Brandon Moore (1991-94)

AT BATS

Game: 8, Mike Killimett vs. Arkansas (5/19/94)
 8, Russell Whittenburg vs. Ark. (5/19/94)
 Series: 24, Chris Hart (1989) [5 games]
 Career: 59, Jay Waggoner (1992-95) [14 gms]
 59, Brandon Moore (1991-94) [14 gms]

RUNS

Game: 3, Tony Caldwell vs. Ole Miss (5/28/10)
 3, Heath Kelly vs. Arkansas (5/17/98)
 3, Andrew Albrecht vs. Ky. (5/17/91)
 3, Frank Thomas vs. Miss. St. (5/12/88)
 3, Dom Fucci vs. Miss. St. (5/15/78)
 Series: 7, Heath Kelly (1998) [5 games]
 Career: 11, Andrew Albrecht (1988-91) [12 gms]

HITS

Game: 4, Sean Gamble vs. Arkansas (5/23/02)
 4, Chad Wandall vs. Alabama (5/13/98)
 4, Shawn McNally vs. Ark. (5/19/94)
 4, Brandon Moore vs. Florida (5/13/92)
 4, Trey Gainous vs. Kentucky (5/15/87)
 Series: 11, Scott Pratt (1998) [5 games]
 Career: 19, Brandon Moore (1991-94) [14 gms]

RBI

Game: 5, Mark Bellhorn vs. LSU (5/20/95)
 Series: 8, Mitch Duke (1993) [4 games]
 Career: 13, Mark Bellhorn (1993-95) [12 gms]

DOUBLES

Game: 2, Heath Kelly vs. Alabama (5/16/98)
 2, Mailon Kent vs. Alabama (5/16/98)
 2, Brian Aleya vs. Miss. State (5/23/93)
 2, Tony Haney vs. LSU (5/14/87)
 2, Steve Renfroe vs. Vandy (5/13/80)
 2, J.B. Brown vs. Miss. State (5/13/78)
 Series: 4, Heath Kelly (1998) [5 games]
 Career: 6, Mailon Kent (1998-01) [12 games]

TRIPLES

Game: 1, Chris Christopher vs. Miss. St. (5/23/93)
 1, Jackson Burgreen vs. Kentucky (5/20/15)
 1, Anfernee Grier vs. Florida (5/21/15)
 1, Jonah Todd vs. Ole Miss (5/23/17)
 Series: 1, four times (most recently Todd in 2017, 3 gms)
 Career: 1, Chris Christopher (1991-93); Anfernee Grier (2014-16);
 Jackson Burgreen (2013-15); Jonah Todd (2017)

HOME RUNS

Game: 2, Frank Thomas vs. Georgia (5/12/89)
 2, Mark Bellhorn vs. LSU (5/20/95)
 Series: 2, Todd Faulkner (1998) [5 games]
 2, Mark Bellhorn (1995) [3 games]
 2, Mark Bellhorn (1994) [5 games]
 2, Brandon Moore (1993) [4 games]
 2, Chris Hart (1989) [5 games]
 2, Frank Thomas (1989) [5 games]
 2, Dom Fucci (1978) [4 games]
 Career: 4, Frank Thomas (1987-89) [11 games]
 4, Mark Bellhorn (1993-95) [12 games]

STOLEN BASES

Game: 2, Jay Estes vs. Texas A&M (5/24/18)
 2, Jay Gonzalez vs. Georgia (5/23/12)
 2, Scott Pratt vs. Alabama (5/16/98)
 2, Shawn McNally vs. Ark. (5/19/94)
 Series: 3, Jay Estes (2018) [4 games]
 3, Melvin Gray (2015) [3 games]

BASES ON BALLS

Game: 3, eight times, most recently by Ryan Bliss vs. Tennessee (5/21/19)
 Series: 9, Alan Mock (1980) [4 games]
 Career: 13, Mark Bellhorn (1993-95) [12 gms]

STRIKEOUTS

Game: 5, Russell Whittenburg vs. Ark. (5/19/94)
 Series: 8, Josh Etheredge (1997) [4 games]
 Career: 13, Josh Etheredge (1997-98) [9 games]

BATTING AVERAGE

Series [min. 15 AB]: .563, Brian Aleya (1993) [9-for-16 in 4 games]
 Career [min. 25 AB]: .481, Trey Gainous (1986-87) [13-for-27 in 6 games]

PITCHING

GAMES PITCHED

Series: 4, Scott Roney (1978)
 Career: 7, Scott Renner (1987-91)

GAMES STARTED

Series: 2, John Powell (1993)
 2, John Powell (1991)
 2, Phil Deriso (1980)
 Career: 6, John Powell (1991-94)

GAMES RELIEVED

Series: 4, Reid Roney (1978)
 Career: 6, Jon Hebel (1990-93)

WINS

Series: 2, Kevin Knorst (1998)
 2, Tommy Youngblood (1989)
 2, Gregg Olson (1987)
 Career: 2, Colter Bean (1996-00)
 2, Kevin Knorst (1997-98)
 2, Ryan Halla (1993-95)
 2, Mike Ferry (1989-90)
 2, Tommy Youngblood (1987-89)
 2, Gregg Olson (1986-88)
 2, Mark Shiflett (1978-80)

LOSSES

Series: 1, 50 times
 Career: 2, eight times

INNINGS PITCHED

Game: 9.0, Chris Morrison vs. Miss. (5/19/95)
 9.0, Kevin Humphreys vs. MSU (5/20/94)
 9.0, John Powell vs. Arkansas (5/19/94)
 Series: 11.0, Tommy Youngblood (1989)
 Career: 33.1, John Powell (1991-94)

STRIKEOUTS

Game: 13, John Powell vs. Ark. (5/19/94) [9 IP]
 Series: 14, John Powell (1991) [8.0 IP, 2 games]
 Career: 47, John Powell (1991-94) [33.1 IP]

BASES ON BALLS

Game: 5, six tied with
 Series: 8, Phil Deriso (1980) [9.0 IP, 2 games]
 Career: 15, Jon Hebel (1990-93) [13.0 IP]



HONORS AND AWARDS

ROTARY SMITH AWARD

1997 Tim Hudson, RHP-OF

ROTARY SMITH AWARD FINALIST

1997 Tim Hudson, RHP-OF

2000 Todd Faulkner, 1B

ALL-AMERICANS (30)

1958 Pat Duke, C (ABCA)
 1962 Larry Nichols, CF (ABCA)
 1964 Jimmy Barfield, 3B (ABCA)
 1967 Q.V. Lowe, P (ABCA)
 1978 Dom Fucci, 1B (ABCA)
 1987 Gregg Olson, P (BA)
 1988 Gregg Olson, P (ABCA, BA)
 1989 Frank Thomas, 1B (Consensus)
 1993 John Powell, P (ABCA, BA, CB)
 1994 Jay Waggoner, 1B (NCBWA)
 1995 Mark Bellhorn, SS (BA)
 Ryan Halla, P (BA, CB)
 Finley Woodward (CB)
 1997 Tim Hudson, UT (BA, CB)
 1999 Casey Dunn, C (BA, CB)
 Brent Schoening, P (BA, CB)
 Chris Bootcheck, P (CB)
 2000 Todd Faulkner, 1B (BA, CB)
 Gabe Gross, OF (BA, CB)
 Steven Register, P (CB)
 2003 John Madden, RP (CB)
 2010 Hunter Morris, 1B (BA, NCBWA, CB)
 Brian Fletcher, OF (NCBWA)
 2016 Anfernee Grier, OF (BA, NCBWA, D1, PG)
 2017 Casey Mize, P (ABCA, BA, PG)
 2018 Casey Mize, P (Consensus)
 2019 Tanner Burns, P (PG)
 2020 Ryan Bliss, SS (CB)
 Tanner Burns, P (CB)
 Rankin Woley, 3B (CB)

FRESHMEN ALL-AMERICANS (19)

1998 Todd Faulkner (CB)
 Hayden Gliemmo (CB, BA, SN)
 1999 Gabe Gross (CB, BA)
 2000 Bobby Huddleston (BA)
 Jonathan Schuerholz (CB-HM)
 2001 Javon Moran (CB)
 2002 Tug Hulett (CB-HM)
 Chuck Jeroloman (CB-HM)
 2006 Mike Bianucci (CB, BA)
 Luke Greinke (CB)
 2008 Grant Dayton (CB)
 Brian Fletcher (CB, BA, NCBWA)
 Hunter Morris (CB, BA, NCBWA)
 2009 Casey McElroy (CB)
 2014 Keegan Thompson (CB, BA, PG)
 2018 Tanner Burns (BA, CB, D1, PG)
 Cody Greenhill (CB, D1, NCBWA, PG)
 Edouard Julien (BA, CB, D1, NCBWA, PG)
 Steven Williams (CB, D1, PG)

ACADEMIC ALL-AMERICANS (12)

1972 Joe Haefner (1st Team)
 1981 Robert Sorrell (2nd Team)
 1982 Robert Sorrell (1st Team)
 1987 David (Rock) Wilson (3rd Team)
 1991 Jeff Letherman (1st Team)
 1997 Adam Sullivan (2nd Team)
 1999 Casey Dunn (1st Team)
 2001 Gabe Gross (2nd Team)
 2008 Ben Jones (2nd Team)
 2015 Cole Lipscomb (2nd Team)
 2017 Cole Lipscomb (1st Team)
 2020 Rankin Woley (2nd Team)

USA NATIONAL TEAM (10)

1987 Gregg Olson, P
 1993 Mark Bellhorn, SS
 1993 John Powell, P
 1994 Mark Bellhorn, SS
 2003 Steven Register, P
 2006 Tom Slater, Assistant Coach
 2008 Hunter Morris, IF
 2015 Anfernee Grier, OF
 2017 Casey Mize, P
 2018 Tanner Burns, P

NATIONAL FRESHMAN OF THE YEAR

1998 Hayden Gliemmo, UT (BA)

ABCA SOUTH REGION
COACH OF THE YEAR

1994 Hal Baird

ABCA ALL-SOUTH REGION

1977 Joe Beckwith, P
 1978 Dom Fucci, 1B
 1982 Doug Gilcrease, SS (2nd)
 1985 Paul Foster, OF
 Bo Jackson, DH
 1986 Paul Foster, OF
 1987 Gregg Olson, P (2nd)
 1988 Gregg Olson, P
 1989 Clark Preble, OF
 Frank Thomas, 1B
 1990 Tim Edge, C (2nd)
 1993 John Powell, P
 Cliff Shanks, DH (2nd)
 1994 Brandon Moore, SS (2nd)
 Jay Waggoner, 1B (2nd)
 1995 Mark Bellhorn, SS
 Ryan Halla, P
 Shawn McNally, OF
 Finley Woodward, RP
 Chris Morrison, P (2nd)
 1997 Tim Hudson, P
 Tim Hudson, OF
 Casey Dunn, C (2nd)
 2000 Todd Faulkner, 1B
 Gabe Gross, OF
 Chris Bootcheck, P (2nd)
 2002 Bobby Huddleston, C
 2003 Steven Register, P
 Tug Hulett, 2B (2nd)
 2005 John Madden, RP
 2006 Mike Bianucci, DH
 2007 Mike Bianucci, OF (2nd)
 2010 Brian Fletcher, OF
 Hunter Morris, 1B
 Trent Mummey, OF (2nd)
 2016 Anfernee Grier, OF (2nd)
 2017 Casey Mize, P (1st)
 Jonah Todd, OF (2nd)
 2018 Casey Mize, P (1st)
 Will Holland, SS (1st)
 Edouard Julien, DH (2nd)

NCBWA DISTRICT III
PLAYER OF THE YEAR

2000 Todd Faulkner, 1B
 2018 Casey Mize, P

NATIONAL PLAYER OF THE WEEK

2000 Gabe Gross, OF (CB, 2/14)
 2001 Gabe Gross, OF (NCBWA, 4/15)
 2002 Eric Brandon, RHP (NCBWA, 3/4)
 Eric Brandon, RHP (CB, 3/4)
 Colby Paxton, RHP (CB, 3/18)
 2007 Josh Donaldson, C (CB, 2/12)
 2010 Brian Fletcher, OF (NCBWA, 3/1)
 Hunter Morris, 1B (NCBWA, 3/22)
 2018 Casey Mize, RHP (NCBWA, PG, CB 3/13)
 Casey Mize, RHP (PG, CB, 5/8)
 Will Holland, SS (NCBWA, CB, 5/23)
 2019 Tanner Burns, RHP (NCBWA, PG, 3/5)
 Steven Williams, OF (PG, 6/4)

SEC PLAYER OF THE YEAR

1997 Tim Hudson, RHP-OF
 2010 Hunter Morris, 1B

SEC COACH OF THE YEAR

1937 Dell Morgan
 1958 Joe Connally
 1963 Paul Nix
 1967 Paul Nix
 1976 Paul Nix
 1978 Paul Nix

SEC SCHOLAR-ATHLETE OF THE YEAR

2009 Ben Jones, OF
 2010 Corey Luckie, LHP
 2020 Rankin Woley, 3B

ALL-SEC

1951 Bill Letchworth, P
 1952 Inman Veal, UT
 1954 Jim Pyburn, 3B
 Doug Dickey, CF
 Paul Susce, P
 1955 Doug Dickey, RF
 1956 Alton Shell, RF
 1957 Rex Frederick, RF
 1958 L.F. Lanier, RF
 Pat Duke, C
 Red Roberts, P
 1960 Jim Douglas, 2B
 Alan Koch, P
 1961 Jim Douglas, 2B
 Larry Nichols, OF
 1962 Larry Nichols, OF
 1963 Jim Bachus, OF
 Vic Svetlay, C
 Joe Overton, P
 1964 Jimmy Martin, 2B
 Jim Barfield, 3B
 Otis Bibb, UT
 Harry Dales, C
 Jimmy Cruse, P
 1965 Pete McKenzie, 2B
 Dink Haire, OF
 Harry Dales, C
 Monte Sharpe, P
 1966 Scotty Long, SS
 Frank Fryer, OF
 Q.V. Lowe, P
 1967 Greg Golden, 3B
 Rick Countryman, OF
 Q.V. Lowe, P
 1968 Frank Baldasare, 1B
 George Simmons, OF
 1969 John Shafer, SS
 1970 Andy Merchant, C
 1971 Joe Martin, OF
 Andy Merchant, C
 Joe Haefner, OF
 1972 Andy Merchant, C
 Vick Sharek, 3B
 Davis May, P
 1976 Richie Howard, 3B
 Curt Cope, OF
 Tommy Morton, C
 Joe Beckwith, P
 Robert Hudson, P
 1977 Joe Beckwith, P
 1978 Dom Fucci, 1B
 J.B. Brown, 2B
 1982 Doug Gilcrease, SS
 1985 Paul Foster, OF
 1986 Paul Foster, OF
 1987 Frank Thomas, 1B
 Gregg Olson, P
 Rock Wilson, OF
 Kevin Henry, 3B (2nd)
 1988 Frank Thomas, 1B
 Clark Preble, OF
 Gregg Olson, P
 Kevin Henry, 3B (2nd)
 1989 Frank Thomas, 1B
 Tommy Youngblood, P
 1990 Tim Edge, C
 1991 John Powell, P
 1992 John Powell, P (2nd)
 1993 Mitch Duke, C
 John Powell, P
 Cliff Shanks, DH (2nd)
 1994 Jay Waggoner, 1B
 Kevin Chabot, DH (2nd)
 Mike Killimett, OF (2nd)
 Brandon Moore, SS (2nd)
 John Powell, P (2nd)
 1995 Mark Bellhorn, SS
 Chris Morrison, P
 Kevin Chabot, OF (2nd)
 Ryan Halla, P (2nd)
 Jay Waggoner, 1B (2nd)
 Josh Ethieredge, 1B (2nd)
 1996 Casey Dunn, C
 1997 Tim Hudson, P





HONORS AND AWARDS

- Tim Hudson, OF
- Adam Sullivan, OF (2nd)
- 1998** Todd Faulkner, DH
- Josh Etheredge, OF (2nd)
- Scott Pratt, SS (2nd)
- 1999** Casey Dunn, C
- Brent Schoening, P
- Mailon Kent, OF (2nd)
- 2000** Chris Bootcheck, P
- Todd Faulkner, 1B
- Gabe Gross, OF
- Colter Bean, P (2nd)
- Mailon Kent, OF (2nd)
- 2001** Gabe Gross, OF
- Mailon Kent, OF (2nd)
- 2002** Bobby Huddleston, DH (2nd)
- Trent Pratt, C (2nd)
- 2003** Steven Register, P
- Tug Hulett, 2B
- Karl Amonite, 1B (2nd)
- Bobby Huddleston, DH (2nd)
- Javon Moran, OF (2nd)
- 2004** Steven Register, P (2nd)
- 2005** Josh Bell, C
- John Madden, RP
- Clete Thomas, OF (2nd)
- 2006** Mike Bianucci, DH (1st & FR)
- Luke Greinke, OF (FR)
- 2007** Mike Bianucci, OF (2nd)
- Robert Brooks, 2B (FR)
- 2008** David Cunningham, 3B (FR)
- Grant Dayton, SP (FR)
- Brian Fletcher, OF (FR)
- Hunter Morris, 1B (2nd & FR)
- 2010** Grant Dayton, SP (2nd)
- Brian Fletcher, OF
- Ryan Jenkins, C (2nd)
- Hunter Morris, 1B
- Trent Mummey, OF
- Kevin Patterson, DH
- 2011** Casey McElroy, SS
- Tony Caldwell, C (2nd)
- 2012** Ryan Tella, OF (2nd)
- 2013** Garrett Cooper, 1B (2nd)
- 2014** Keegan Thompson, SP (FR)
- 2015** Cole Lipscomb, SP (2nd)
- 2016** Anfernee Grier, OF (2nd)
- 2017** Jonah Todd, OF (2nd)
- 2018** Casey Mize, SP
- Will Holland, SS (2nd)
- Tanner Burns, SP (FR)
- Cody Greenhill, RP (FR)
- Edouard Julien, DH (FR)
- Steven Williams, OF (FR)
- Luke Jarvis, 2B (DEF)
- 2019** Ryan Bliss, 2B (FR)

SEC ALL-EASTERN DIVISION

- 1961** Jack Anderson, 1B
- Jim Douglas, 2B
- Larry Nichols, OF
- Jim Boyd, Pp
- 1962** Wayne Fowler, UT
- Larry Nichols, OF
- Joe Overton, P
- Otis Bibb, SS
- Jim Bachus, CF
- Vic Svetley, C
- Joe Overton, P
- 1964** Jimmy Martin, 2B
- Jim Barfield, 3B
- Otis Bibb, SS
- Jim Bachus, OF
- Dink Haire, OF
- Harry Doles, C
- Jim Crysle, P
- 1965** Pete McKenzie, 2B
- Dink Haire, OF
- Frank Fryer, OF
- Harry Doles, C
- Monte Sharpe, P
- 1966** Ralph Wells, 3B
- Scotty Long, SS
- Frank Fryer, OF
- Q.V. Lowe, P

- 1967** Pete McKenzie, 2B
- Greg Golden, 3B
- Scotty Long, UT
- Rick Countryman, OF
- Q.V. Lowe, P
- 1968** Frank Baldasare, 1B
- Greg Golden, 3B
- George Simmons, OF
- 1969** John Shafer, SS
- Andy Merchant, C
- 1970** Pete Rancont, SS
- Andy Merchant, C
- 1971** Pete Rancont, SS
- Joey Martin, OF
- Andy Merchant, C
- Earl Nance, P
- 1972** Joe Hoefner, OF
- Andy Merchant, C
- 1973** Vic Sharek, 3B
- Mark Hatchett, OF
- 1974** Vic Sharek, 3B
- David May, P

SEC ALL-WESTERN DIVISION

- 1976** Dave Duffner, 1B
- Mickey Miller, 2B
- Richie Howard, 3B
- Curt Cape, OF
- Tommy Marton, C
- Joe Beckwith, P
- Robert Hudson, P
- 1977** John Trageser, C
- Joe Beckwith, P
- 1978** Dom Fucci, 1B
- J.B. Brown, 2B
- Pat Keedy, SS
- 1979** Dom Fucci, 1B
- Robert Sorrell, OF
- Steve Renfro, OF
- 1981** Johnny Tuff, OF
- 1982** Doug Gilcrease, SS
- David Mogentale, OF
- 1985** Paul Foster, OF

SEC PLAYER OF THE WEEK

- 1987** Tony Haney (3/23)
- Frank Thomas (4/7)
- Jeff Livesey (3/22)
- 1989** Clark Preble (4/17)
- 1990** Todd O'Donnell (4/2)
- Tim Edge (4/10)
- 1991** Brannen Veal (3/18)
- Andrew Albrecht (3/25)
- 1995** Shawn McNally (5/8)
- 1996** Josh Etheredge (4/1)
- 1997** Josh Etheredge (5/5)
- 1999** Jamie Kersh (3/29)
- Casey Dunn (5/17)
- 2000** Gabe Gross (3/20)
- Todd Faulkner (5/15)
- 2001** Gabe Gross (2/12)
- Gabe Gross (4/16)
- Mailon Kent (4/23)
- Mailon Kent (5/14)
- 2002** Trent Pratt (5/13)
- 2003** Josh Bell (2/17)
- Bobby Huddleston (3/3)
- Tug Hulett (3/24)
- Josh Bell (3/28)
- 2006** Mike Bianucci (2/20)
- 2007** Mike Bianucci (2/26)
- 2010** Brian Fletcher (3/1)
- Hunter Morris (3/22)
- Justin Fradejas (4/12)
- Hunter Morris (4/26)
- Trent Mummey (5/3)
- 2011** Casey McElroy (3/21)
- 2012** Ryan Tella (3/26)
- Blake Austin (4/29)
- 2013** Damek Tamscha (5/6)
- 2015** Anfernee Grier (3/2)
- 2017** Josh Anthony (4/24)
- Jonah Todd (5/1)
- 2018** Will Holland (5/201)

SEC PITCHER OF THE WEEK

- 1989** Tommy Youngblood (5/8)
- 1991** John Powell (4/29)
- 1992** Mark Fuller (5/4)
- 1993** John Powell (4/19)
- 1994** John Powell (5/2)
- 1995** Ryan Halla (4/3)
- Chris Morrison (4/24)
- 1997** Tim Hudson (3/31)
- 1998** Hayden Gliemmo (4/6)
- 2000** Colter Bean (3/27)
- Colter Bean (4/17)
- 2001** Hayden Gliemmo (4/2)
- 2002** Eric Brandon (3/4)
- Colby Paxton (3/18)
- 2005** Josh Sullivan (3/14)
- 2008** Bryan Woodall (3/24)
- 2012** Derek Varnadore (2/20)
- 2013** Conner Kendrick (5/20)
- 2015** Keegan Thompson (4/13)
- Cole Lipscomb (4/20)
- 2016** Justin Camp (4/18)
- 2017** Keegan Thompson (3/6)
- 2018** Casey Mize (3/12)
- Casey Mize (3/19)
- Casey Mize (5/7)
- 2019** Tanner Burns (3/4)
- Jack Owen (3/11)

SEC FRESHMAN OF THE WEEK

- 2007** Taylor Thompson (4/9)
- 2008** Grant Dayton (5/5)
- 2011** Dillon Ortmann (4/11)
- 2013** Jordan Ebert (5/13)
- 2014** Keegan Thompson (3/3)
- 2017** Will Holland (3/20)
- Davis Daniel (3/27)
- 2018** Steven Williams (4/23)
- 2019** Ryan Bliss (5/6)

NCAA REGIONAL TOURNAMENT MVP

- 1994** John Powell, P
- 1997** Tim Hudson, P-OF
- 1999** Mailon Kent, OF
- 2018** Josh Anthony, 1B
- 2019** Steven Williams, OF

NCAA REGIONAL ALL-TOURNAMENT

- 1987** Rock Wilson, OF
- 1989** Joe Siwa, C
- Frank Thomas, 1B
- 1993** John Powell, P
- Cliff Shanks, DH
- 1994** Robert Lewis, C
- Mark Bellhorn, 2B
- Mike Killmett, OF
- Dallan Ruch, DH
- John Powell, P
- 1995** Mark Bellhorn, SS
- Kirby Clark, C
- Ryan Halla, P
- Mark Weeks, 3B
- 1997** Josh Etheredge, DH
- Bryan Hebson, P
- Tim Hudson, P
- Jamie Kersh, 1B
- Rob Macrory, 2B
- Adam Sullivan, OF
- Chad Wandall, 3B
- 1998** Josh Etheredge, OF
- Todd Faulkner, 1B
- Heath Kelly, 2B
- Scott Pratt, SS
- Brent Schoening, P
- 1999** Casey Dunn, C
- Todd Faulkner, 1B
- Dominic Rich, 2B
- Mailon Kent, OF
- Hayden Gliemmo, P
- 2000** Todd Faulkner, 1B
- Gabe Gross, OF
- 2001** Eric Brandon, P
- Todd Faulkner, 1B
- Gabe Gross, OF



HONORS AND AWARDS

2003 Jonathan Schuerholz, SS
Javon Moran, OF
Colby Paxton, OF
Scott Schade, 3B

2005 Karl Amonite, 1B
Josh Donaldson, 3B
Bruce Edwards, OF
Tyler Johnstone, 2B
Clete Thomas, OF

2010 Justin Fradejas, OF
Ryan Jenkins, C
Hunter Morris, 1B
Trent Mummey, DH

2015 Jackson BURGREN, OF

2018 Josh Anthony, 1B
Jay Estes, OF
Edouard Julien, DH
Casey Mize, SP
Brendan Venter, 3B
Steven Williams, OF

2019 Ryan Bliss, 2B
Richard Fitts, RP
Bailey Horn, SP
Edouard Julien, 3B
Judd Ward, OF
Steven Williams, OF

SEC ALL-TOURNAMENT

1978 Dom Fucci, 1B
J.B. Brown, 2B
Bo Fucci, DH

1980 Johnny Tutt, OF
Darrell Wilkes, OF
John Metasavage, DH

1986 Trey Gainous, OF
Pat Bailey, UT

1987 Kevin Henry, 3B
Trey Gainous, OF

1989 Chris Hart, OF
Jeff Leatherman, 2B
Clark Preble, OF
Frank Thomas, 1B
Tommy Youngblood, P

1993 Brian Alyea, 1B
Mitch Duke, C

1994 Mark Bellhorn, 2B
Ryan Halla, P
Shawn McNally, 3B
John Powell, P
Frank Sanders, OF

1995 Mark Bellhorn, SS

1997 Kevin Knorst, P

1998 Hayden Gliemmo, OF
Heath Kelly, 2B
Chad Wandall, 3B

1999 Mailon Kent, OF

2003 Bobby Huddleston, C
Arnold Hughey, P
Javon Moran, OF

2017 Blake Logan, C

2018 Jay Estes, OF
Edouard Julien, DH

2019 Edouard Julien, 3B

ACADEMIC ALL-SEC

1971 Jack Baker, 1B
Pete Rancant, SS
Earl Nance, P

1972 Joe Haefner, LF

1973 Bill Lawrence, P

1974 Vic Sharek, 3B

1975 Dennis Bailey, CF

1976 Robert Hudson, P

1977 Robert Hudson, P

1979 Lynn Humphries, P

1981 Alan Mock, 2B
Robert Sorrell, OF

1982 Russell Smith, 2B
Robert Sorrell, OF
Sam Sasso, OF
Gary Smith, P

1983 Russell Smith, 2B

1985 Scott Tillery
Rock Wilson

1986 Tony Haney
Rock Wilson

1987 Tony Haney
Rock Wilson

1988 Tony Haney
Clark Preble

1989 Derek Crowmover
Jeff Leatherman
Clark Preble
Tommy Youngblood

1990 Mickey Tomez, C
Jeff Leatherman
John Mooror
Todd O'Donnell

1991 Tommy Carter
Mark Fuller, P
Jon Hebel, P
Jeff Leatherman
Todd O'Donnell

1992 Mark Fuller, P
Todd O'Donnell
Mickey Tomez, C

1993 Jason Johnson, P
Jay Waggoner, 3B

1994 Jay Waggoner, 1B
Russell Whittenburg, OF

1995 Todd Gober, P
Jason LeBoeuf, P

1996 Elliot Brown, P
Kirby Clark, C
Adam Sullivan, OF

1997 Stephen Chambless, IF
Casey Dunn, C
Adam Sullivan, OF
Patrick Wootton, C

1998 Tucker Dearth, OF
Casey Dunn, C
George Jones, P
Kevin Knorst, P
Derek Reif, OF

1999 Tucker Dearth, OF
Casey Dunn, C
Todd Faulkner, 1B
Mailon Kent, OF
Derek Reif, OF
Joseph Zanthos, OF

2000 Tucker Dearth,
Todd Faulkner, 1B
Gabe Gross, OF
Mailon Kent, OF
Kevin Knorst, P
Lynn Shoop, OF

2001 Joseph Zanthos, 1B
Gabe Gross, OF
Mailon Kent, OF
Kevin Knorst, P
Lynn Shoop, OF

2002 Joseph Zanthos, 1B
Gabe Gross, OF
Mailon Kent, OF
Lynn Shoop, OF
Trent Wilson, OF

2003 Colby Paxton, P
Scott Schade, 3B
Josh Todd, IF

2004 Grant Cardwell, P
Lee Carter, P
Arnold Hughey, P
Nick Hulling, C
Colby Paxton, P

2005 Ted Bryant, P
Grant Cardwell, P
Chris Dennis, P
Mike Hnytko, C
Derek Sain, OF

2006 Josh Blake, P
Grant Cardwell, P
Andrew Hall, P
Clarence Nicely, P

2007 Josh Blake, P
Blake Carver, P
Chris Dennis, P
Ben Jones, OF
Philip Stringer, IF

2008 Paul Burnside, P
Evan Crawford, P
Jamie Drinkard, OF
Michael Hurst, P

2009 Ben Jones, OF
Justin Hargett, IF
Austin Hubbard, P
Michael Hurst, P
Jon Luke Jacobs, P
Ryan Jenkins, C
Ben Jones, OF
Cory Luckie, P
Chris O'Neil, P
Kevin Patterson, OF

2010 Zach Blatt
Dan Gamache
Justin Hargett
Austin Hubbard
Jon Luke Jacobs
Cory Luckie
Hunter Morris
Chris O'Neil
Kevin Patterson

2011 Brooks Beisner
Zach Blatt
Caleb Bowen
Justin Hargett
Jon Luke Jacobs
Cory Luckie
Chris O'Neil
Kevin Patterson
Patrick Savage
Mitchell Self

2012 Derek Varnadore
Bobby Andrews
Zach Blatt
Jon Luke Jacobs
Cory Luckie
Patrick Savage
Mitchell Self
Creede Simpson
Derek Varnadore
Bobby Andrews
Zach Blatt
Cameron Blinka
Trey Cochran-Gill
Jordan Ebert
Sam Gillikin
Cole Lipscomb
Michael O'Neal
Dillon Ortman
Kody Ortman
Patrick Savage
Mitchell Self
Brett Binning
Trey Cochran-Gill
Kevin Davis
Jordan Ebert
Sam Gillikin
Damon Haecker
Cole Lipscomb
Blake Logan
Michael O'Neal
Patrick Savage
JJ Shaffer
Connor Short
Keegan Thompson
Derek Varnadore

2015 Robby Clements
Kevin Davis
Sam Gillikin
Anfernee Grier
Cole Lipscomb
Blake Logan
Sam Mason
Rocky McCord
Austin Murphy
Cody Nulph
JJ Shaffer
Keegan Thompson
Izacc Yarbrough

2016 Ben Braymer
Justin Camp
Colton Campbell
Kevin Davis
Jordan Ebert
Marc Frazier
Sam Gillikin
Cole Lipscomb
Blake Logan

Sam Mason
Andrew Mitchell
Cody Nulph
JJ Shaffer
Keegan Thompson
Izacc Yarbrough
Kevin Davis
Bo Decker
Sam Gillikin
Dylan Ingram
Luke Jarvis
Jeremy Johnson
Gabe Klobosits
Cole Lipscomb
Blake Logan
Andrew Mitchell
JJ Shaffer
Keegan Thompson
Elliott Anderson
Davis Daniel
Conor Davis
Corey Herndon
Dylan Ingram
Luke Jarvis
Jeremy Johnson
Welby Malczewski
Andrew Mitchell
Ryan Watson

2019 Elliott Anderson
Tanner Burns
Davis Daniel
Conor Davis
Peyton Glavine
Chase Hall
Ford Luttrell
Brett Olson
Jack Owen
Blake Schilleci
Tanner Burns
Conor Davis
Richard Fitts
Brooks Fuller
Peyton Glavine
Cody Greenhill
Chase Hall
Jack Owen
Matt Scheffler
John Samuel Shenker
Carson Skipper
Garrett Wade
Judd Ward
Ryan Watson
Rankin Woley





AUBURN IN MLB

JACK BAKER

Year	Team	G	Avg	AB	R	H	RBI	2B	3B	HR
1976	Boston	12	.130	23	1	3	2	0	0	1
1977	Boston	2	.000	3	0	0	0	0	0	0
Totals (2 years)		14	.115	26	1	3	2	0	0	1

SAM BARNES

Year	Team	G	Avg	AB	R	H	RBI	2B	3B	HR
1921	Detroit	7	.182	11	2	2	0	1	0	0

COLTER BEAN

Year	Team	G/GS	W-L	SV	ERA	IP	H	BB	SO
2005	N.Y. (AL)	1/0	0-0	0	4.50	2.0	1	2	2
2006	N.Y. (AL)	2/0	0-0	0	9.00	2.0	2	2	1
2007	N.Y. (AL)	3/0	0-1	0	12.00	3.0	5	5	2
Totals (3 years)		6/0	0-1	0	9.00	7.0	8	9	5

JOE BECKWITH

Year	Team	G/GS	W-L	SV	ERA	IP	H	BB	SO
1979	LA (NL)	17/0	1-2	2	4.38	37.0	42	15	28
1980	LA (NL)	38/0	3-3	0	1.95	60.0	60	23	40
1982	LA (NL)	19/1	2-1	1	2.70	40.0	38	14	33
1983	LA (NL)	42/3	3-4	1	3.55	71.0	73	35	50
1984	Kansas City	49/1	8-4	2	3.40	100.2	92	25	75
1985	Kansas City	49/0	1-5	1	4.07	95.0	99	32	80
1986	LA (NL)	15/0	0-0	0	6.87	18.1	28	6	13
Totals (7 years)		229/5	18-19	7	3.54	422.0	432	150	319

MARK BELLHORN

Year	Team	G	Avg	AB	R	H	RBI	2B	3B	HR
1997	Oakland	68	.228	224	33	51	19	9	1	6
1998	Oakland	11	.083	12	1	1	1	1	0	0
2000	Oakland	9	.154	13	2	2	0	0	0	0
2001	Oakland	38	.135	74	11	10	4	1	2	1
2002	Chi. (NL)	146	.258	445	86	115	56	24	4	27
2003	Chi./Colo.	99	.221	249	27	55	26	10	1	2
2004	Boston	138	.264	523	93	138	82	37	3	17
2005	Bos./N.Y. (AL)	94	.210	300	43	63	30	20	0	8
2006	San Diego	115	.190	253	26	48	27	11	2	8
2007	Cincinnati	13	.071	14	2	1	1	0	0	0
Totals (10 years)		731	.230	2107	324	484	246	113	13	69

CHRIS BOOTCHECK

Year	Team	G/GS	W-L	SV	ERA	IP	H	BB	SO
2003	Anaheim	4/1	0-1	0	9.58	10.1	16	6	7
2005	Anaheim	5/2	0-1	1	3.38	18.2	19	4	8
2006	Anaheim	7/0	0-1	0	10.45	10.1	16	9	7
2007	Anaheim	51/0	3-3	0	4.77	77.1	81	24	56
2008	Anaheim	10/0	0-1	0	10.13	16.0	30	12	14
2009	Pittsburgh	13/0	0-0	0	11.05	14.2	16	9	13
2013	N.Y. (AL)	1/0	0-0	0	9.00	1.0	2	2	1
Totals (7 years)		91/3	3-7	1	8.33	148.1	180	66	106

BEN BRAYMER

Year	Team	G/GS	W-L	SV	ERA	IP	H	BB	SO
2020	Washington	3/1	1-0	1	1.23	7.1	7	5	8

SOL CARTER

Year	Team	G/GS	W-L	SV	ERA	IP	H	BB	SO
1931	Philadelphia	2/0	0-0	0	19.29	2.1	1	4	1

JUSTIN CHRISTIAN

Year	Team	G	Avg	AB	R	H	RBI	2B	3B	HR
2008	N.Y. (AL)	24	.250	40	6	10	6	3	0	0
2011	San Fran.	18	.255	47	6	12	4	5	0	0
2012	San Fran.	34	.125	56	6	7	2	1	0	0
Totals (3 years)		76	.203	143	18	29	12	9	0	0

GARRETT COOPER

Year	Team	G	Avg	AB	R	H	RBI	2B	3B	HR
2017	N.Y. (AL)	13	.326	43	3	14	6	5	1	0
2018	Miami	14	.212	33	2	7	2	1	0	0
2019	Miami	107	.281	381	52	107	50	16	1	15
2020	Miami	34	.283	120	20	34	20	8	0	6
Totals (4 years)		168	.281	577	77	162	78	30	2	21

EVAN CRAWFORD

Year	Team	G/GS	W-L	SV	ERA	IP	H	BB	SO
2012	Toronto	10/0	0-0	0	6.75	8.0	10	4	5

GRANT DAYTON

Year	Team	G/GS	W-L	SV	ERA	IP	H	BB	SO		
2016	L.A. (NL)	25/0	0-1	0	2.05	26.1	14	6	39		
2017	L.A. (NL)	29/0	1-1	0	4.94	23.2	19	12	20		
2018		DNP-INJURED									
2019	Atlanta	14/0	0-1	0	3.00	12.0	12	4	14		
2020	Atlanta	18/0	2-1	0	2.30	27.1	22	11	32		
Totals (4 years)		86/0	3-4	0	3.03	89.1	67	33	105		

JOSH DONALDSON

Year	Team	G	Avg	AB	R	H	RBI	2B	3B	HR
2010	Oakland	14	.156	32	1	5	4	1	0	1
2012	Oakland	75	.241	274	34	66	33	16	0	9
2013	Oakland	158	.301	579	89	174	93	37	3	24
2014	Oakland	158	.255	608	93	155	98	31	2	29
2015	Toronto	158	.297	620	122	184	123	41	2	41
2016	Toronto	155	.284	577	122	164	99	32	5	37
2017	Toronto	113	.270	415	65	112	78	21	0	33
2018	Toronto	36	.234	137	22	32	16	11	0	5
2019	Cleveland	16	.280	50	8	14	7	3	0	3
2019	Atlanta	155	.259	549	96	142	94	33	0	37
2020	Minnesota	28	.272	81	14	18	11	2	0	6
Totals (10 years)		1066	.272	3922	666	1066	656	228	12	225

CHARLIE GIBSON

Year	Team	G	Avg	AB	R	H	RBI	2B	3B	HR
1924	Philadelphia	12	.133	15	1	2	1	0	0	0

GEORGE GRANT

Year	Team	G/GS	W-L	SV	ERA	IP	H	BB	SO
1923	St. Louis (AL)	4/0	0-0	0	5.19	8.2	15	3	2
1924	St. Louis (AL)	21/2	1-2	0	6.26	50.1	67	25	11
1925	St. Louis (AL)	12/0	0-2	0	6.06	16.1	26	8	7
1927	Cleveland	25/3	4-6	1	4.46	74.2	85	40	19
1928	Cleveland	28/18	10-8	0	5.04	155.1	196	76	39
1929	Cleveland	12/0	0-2	0	10.50	24.0	41	23	5
1931	Pittsburgh	11/0	0-0	0	7.41	17.0	28	7	6
Totals (7 years)		113/23	15-20	1	5.64	346.1	458	182	89

IVY GRIFFIN

Year	Team	G	Avg	AB	R	H	RBI	2B	3B	HR
1919	Philadelphia	17	.294	68	5	20	6	2	2	0
1920	Philadelphia	129	.238	467	46	111	20	15	1	0
1921	Philadelphia	39	.320	103	14	33	13	4	2	0
Totals (3 years)		185	.257	638	65	164	39	21	5	0

GABE GROSS

Year	Team	G	Avg	AB	R	H	RBI	2B	3B	HR
2004	Toronto	44	.209	129	18	27	16	4	0	3
2005	Toronto	40	.250	92	11	23	7	4	1	1
2006	Milwaukee	117	.274	208	42	57	38	15	0	9
2007	Milwaukee	93	.235	183	28	43	24	12	2	7
2008	Mil/Tampa	143	.238	345	46	82	40	16	3	13
2009	Tampa	115	.227	282	31	64	36	16	1	6
2010	Oakland	105	.239	222	27	53	25	11	1	1
Totals (7 years)		657	.239	1461	203	349	186	78	8	40

JOSH HANCOCK

Year	Team	G/GS	W-L	SV	ERA	IP	H	BB	SO
2002	Boston	3/1	0-1	0	3.68	7.1	5	2	6
2003	Philadelphia	2/0	0-0	0	3.00	3.0	2	0	4
2004	Cin./Phil	16/11	5-2	0	5.09	63.2	73	28	36
2005	Cincinnati	11/0	1-0	0	1.93	14.0	11	1	5
2									



AUBURN IN MLB

Table with columns: Year, Team, G, Avg, AB, R, H, RBI, 2B, 3B, HR. Rows include 1997-2001 and Totals (14 years).

JIMMY OUTLAW

Table with columns: Year, Team, G, Avg, AB, R, H, RBI, 2B, 3B, HR. Rows include 1937-1949 and Totals (10 years).

RAY PRIM

Table with columns: Year, Team, G/GS, W-L, SV, ERA, IP, H, BB, SO. Rows include 1933-1946 and Totals (6 years).

JIM PYBURN

Table with columns: Year, Team, G, Avg, AB, R, H, RBI, 2B, 3B, HR. Rows include 1955-1957 and Totals (3 years).

STEVEN REGISTER

Table with columns: Year, Team, G/GS, W-L, SV, ERA, IP, H, BB, SO. Rows include 2008-2009 and Totals (2 years).

DAVID ROSS (PLAYER)

Table with columns: Year, Team, G, Avg, AB, R, H, RBI, 2B, 3B, HR. Rows include 2002-2016 and Totals (15 years).

DAVID ROSS (MANAGER)

Table with columns: Year, Team, W-L, Pct., Finish. Row includes 2020 Chicago (NL).

BEN SANKEY

Table with columns: Year, Team, G, Avg, AB, R, H, RBI, 2B, 3B, HR. Rows include 1929-1931 and Totals (3 years).

ED SHERLING

Table with columns: Year, Team, G, Avg, AB, R, H, RBI, 2B, 3B, HR. Row includes 1924 Philadelphia.

RED SMITH

Table with columns: Year, Team, G, Avg, AB, R, H, RBI, 2B, 3B, HR. Rows include 1911-1912 Brooklyn.

JOE BECKWITH

Table with columns: Year, Team, G/GS, W-L, SV, ERA, IP, H, BB, SO. Row includes 1985 Kansas City.

MARK BELLHORN

Table with columns: Year, Team, G, Avg, AB, R, H, RBI, 2B, 3B, HR. Row includes 2004 Boston.

JUSTIN CHRISTIAN

Christian was on the 2012 San Francisco Giants roster during the regular season but did not appear on the post-season roster

GRANT DAYTON

Dayton was on the 2017 Los Angeles Dodgers roster during the regular season but was placed on the disabled list prior to the post-season

Table with columns: Year, Team, G, Avg, AB, R, H, RBI, 2B, 3B, HR. Rows include 1913-1919 and Totals (9 years).

LEVALE SPEIGNER

Table with columns: Year, Team, G/GS, W-L, SV, ERA, IP, H, BB, SO. Rows include 2007-2008 Washington and Totals (2 years).

SCOTT SULLIVAN

Table with columns: Year, Team, G/GS, W-L, SV, ERA, IP, H, BB, SO. Rows include 1995-2004 and Totals (10 years).

STUART TATE

Table with columns: Year, Team, G/GS, W-L, SV, ERA, IP, H, BB, SO. Row includes 1989 San Francisco.

CLETE THOMAS

Table with columns: Year, Team, G, Avg, AB, R, H, RBI, 2B, 3B, HR. Rows include 2008-2013 and Totals (4 years).

FRANK THOMAS

Table with columns: Year, Team, G, Avg, AB, R, H, RBI, 2B, 3B, HR. Rows include 1990-2008 and Totals (18 years).

TAYLOR THOMPSON

Table with columns: Year, Team, G/GS, W-L, SV, ERA, IP, H, BB, SO. Rows include 2014-2015 and Totals (Two years).

COOT VEAL

Table with columns: Year, Team, G, Avg, AB, R, H, RBI, 2B, 3B, HR. Rows include 1958-1963 and Totals (6 years).

WORLD SERIES PARTICIPANTS

GABE GROSS

Table with columns: Year, Team, G, Avg, AB, R, H, RBI, 2B, 3B, HR. Row includes 2008 Tampa Bay.

JOSH HANCOCK

Hancock was on the 25-man roster for the 2006 World Series Champion St. Louis Cardinals but did not make an appearance in any of the games.

TIM HUDSON

Table with columns: Year, Team, G/GS, W-L, SV, ERA, IP, H, BB, SO. Row includes 2014 San Francisco.

TERRY LEACH

Table with columns: Year, Team, G/GS, W-L, SV, ERA, IP, H, BB, SO. Row includes 1991 Minnesota.

MLB HONORS & AWARDS

NATIONAL BASEBALL HALL OF FAME

2014 Frank Thomas (first ballot)

MOST VALUABLE PLAYER

1993 Frank Thomas, Chicago (AL)
1994 Frank Thomas, Chicago (AL)
2015 Josh Donaldson, Toronto (AL)

ROOKIE OF THE YEAR

1989 Gregg Olson, Baltimore (AL)

COMEBACK PLAYER OF THE YEAR

2010 Tim Hudson, Atlanta
2019 Josh Donaldson, Atlanta

ALL-STAR GAME MVP

1989 Bo Jackson, Kansas City

ALL-STAR GAME PARTICIPANTS

1989 BO JACKSON [MVP]
1990 Gregg Olson
1993 Frank Thomas
1994 FRANK THOMAS
1995 FRANK THOMAS
1996 Frank Thomas
1997 Frank Thomas*
2000 Tim Hudson
2004 Tim Hudson*
2010 Tim Hudson
2014 JOSH DONALDSON
2015 Tim Hudson
2016 JOSH DONALDSON ^
Josh Donaldson

All CAPS indicates starter / * Injured, DNP / ^ Leading vote getter

JOHNNY WATWOOD

Table with columns: Year, Team, G, Avg, AB, R, H, RBI, 2B, 3B, HR. Rows include 1929-1939 and Totals (6 years).

TREY WINGENTER

Table with columns: Year, Team, G/GS, W-L, SV, ERA, IP, H, BB, SO. Rows include 2018-2020 and Totals (2 years).

GUS NIARHOS

Table with columns: Year, Team, G, Avg, AB, R, H, RBI, 2B, 3B, HR. Row includes 1949 New York (AL).

JIMMY OUTLAW

Table with columns: Year, Team, G, Avg, AB, R, H, RBI, 2B, 3B, HR. Row includes 1945 Detroit.

RAY PRIM

Table with columns: Year, Team, G/GS, W-L, SV, ERA, IP, H, BB, SO. Row includes 1945 Chicago (NL).

DAVID ROSS

Table with columns: Year, Team, G, Avg, AB, R, H, RBI, 2B, 3B, HR. Rows include 2013 Boston and 2016 Chicago (NL).

FRANK THOMAS

Thomas was a member of the 2005 World Series Champion Chicago White Sox but did not play in the series due to injury.





AUBURN IN MLB DRAFT

YEAR	PLAYER, POS.	ROUND	CLUB
1965	Monte Sharp, LHP	22	Milwaukee
	Scott Long, SS*	52	Houston
1966	Edward Long, SS*	5	NY Yankees
	Raloh Wells, 3B	40	Atlanta
1967	Ray Cox, C	13	Cleveland
	Q.V. Lowe, RHP	19	Chicago Cubs
	George McKenzie, 2B	33	Detroit
1968	Michael Peden, C	18	Oakland
	Thomas Smith, RHP	2	Oakland
1970	Richard Nance, LHP*	2	Milwaukee
	Rick Eisenacher, RHP*	6	Baltimore
1971	Earl Nance, LHP*	3	Chicago White Sox
	Rick Eisenacher, RHP*	5	Detroit
	Ken Dempsey, OF	3	Minnesota
	Earl Nance, LHP	2	Boston
	Rick Eisenacher, RHP*	5	Minnesota
	Jack Baker, RHP	26	Boston
1975	James Handley, RHP	19	Chicago White Sox
	Davis May, RHP	24	Minnesota
1976	Terry Leach, RHP*	7	Boston
	Joe Beckwith, RHP*	12	Cleveland
	Ritchie Howard, 3B	28	Pittsburgh
1977	Joe Beckwith, RHP	2	Los Angeles
1978	Dom Fucci, 1B-OF*	6	Chicago White Sox
1979	Dom Fucci, 1B	5	Chicago White Sox
	Pat Keedy, 2B	5	California
	Steve Rentroe, OF*	7	California
1980	Phil Deriso, LHP*	10	Montreal
	Mark Shifflett, LHP*	12	San Francisco
1981	John Tutt, OF	8	Baltimore
	Phil Deriso, LHP	18	Cleveland
	Mark Shifflett, LHP	27	New York Yankees
1982	Doug Gilcrease, SS	7	Kansas City
	Darryl Wilks, OF-1B	11	Cincinnati
	John Metasavage, 3B	25	New York Mets
	Dave Heath, C	26	California
1983	Bob Barry, 3B	36	Atlanta
1984	Stu Tate, RHP	8	San Francisco
1985	Tim McLain, RHP	7	Seattle
	Tim Lemons, 1B-RHP	13	Kansas City
	Bo Jackson, OF*	20	California
1986	Bo Jackson, OF	4	Kansas City
	Paul Foster, OF	26	Detroit
	David Plumb, C	26	Atlanta
1987	Mark Chapman, RHP	18	Milwaukee
1988	Gregg Olson, RHP	1	(4th) Baltimore
	Stacy Jones, RHP	3	Baltimore
	Jeff Livesey, C	13	New York Yankees
	David Adams, RHP*	29	St. Louis
	Ed Ohman, RHP	46	Texas
1989	Frank Thomas, 1B	1	(7th) Chicago White Sox
1990	Mike Ferry, RHP	4	Cincinnati
	Chris Hart, OF	5	Oakland
	Tim Edge, C	6	Pittsburgh
	Brad Holman, RHP	35	Detroit
1991	Tommy Carter, LHP	7	New York Yankees
	Andy Albrecht, OF	13	New York Yankees
	Brad Parker, 3B	34	Oakland
	Jeff Leatherman, 1B	47	Pittsburgh
1992	Scott Sullivan, RHP*	39	Milwaukee
1993	Scott Sullivan, RHP	2	Cincinnati
	Chris Christopher, OF	12	St. Louis
	John Powell, RHP*	13	New York Mets
	Jason Johnson, RHP	19	Colorado
	Jon Hebel, RHP	29	Cincinnati
1994	John Powell, RHP	9	Texas
	Frank Sanders, OF*	14	Seattle
	Brandon Moore, SS	17	Chicago White Sox
	Shawn McNally, RHP*	53	NY Mets
1995	Mark Bellhorn, SS	2	Oakland
	Shawn McNally, OF	13	St. Louis
	Jay Waggoner, 1B	23	Detroit
	Chris Morrison, RHP	34	Oakland
1996	Elliot Brown, RHP	6	Tampa Bay
	Kirby Clark, C	33	Philadelphia
1997	Bryan Hebson, RHP	1	& (44th) Montreal
	Patrick Dunham, RHP	3	Seattle
	Tim Hudson, RHP	6	Oakland
	Finley Woodward, RHP	10	St. Louis
	Rob Macrony, 2B	12	St. Louis
1998	Scott Pratt, SS	3	Cleveland
	Heath Kelly, 2B	15	Florida
	Josh Etheredge, OF	17	Colorado
1999	Brent Schoening, RHP	5	Minnesota
	Casey Dunn, C	15	Kansas City
	Chad Wandall, SS	21	Minnesota
	Brad Weis, LHP	28	Minnesota
	Paul Jurca, SS	39	San Francisco
2000	Chris Bootcheck, RHP	1	(20th) Anaheim
	Dominic Rich, 2B	2	Toronto
	Brandon Mayfield, RHP	11	Philadelphia
	Todd Faulkner, 1B*	12	New York Mets
	Mallon Kent, OF*	30	St. Louis
2001	Gabe Gross, OF	1	(15th) Toronto
	Mallon Kent, OF	12	Atlanta
	Todd Faulkner, 1B	22	New York Yankees
	Trent Pratt, C	34	Arizona

YEAR	PLAYER, POS.	ROUND	CLUB
2002	Jonathan Schuerholz, SS	8	Atlanta
	Trent Pratt, C	12	Philadelphia
	Mike Mueller, RHP	16	Atlanta
2003	Javon Moran, OF	5	Philadelphia
	Levale Speigener, RHP	14	Minnesota
	Bobby Huddleston, C	23	Detroit
	Calby Paxton, RHP*	32	Texas
2004	Steven Register, RHP	3	Colorado
	Sean Gamble, OF	6	Philadelphia
	Tug Hulett, 2B	14	Texas
	Chuck Jeroloman, SS	21	Boston
2005	Josh Sullivan, RHP	5	Colorado
	Josh Bell, C	6	Toronto
	Clete Thomas, OF	6	Detroit
	John Madden, RHP	8	San Diego
	Michael Nix, RHP	11	Atlanta
	Arnold Hughey, LHP	13	San Diego
	Karl Amonte, 1B	13	New York Yankees
2006	Chris Dennis, RHP*	40	Texas
2007	Josh Donaldson, C	1	& (48th) Chicago Cubs
	Russell Dixon, OF	7	Houston
	Bruce Edwards, OF	15	San Francisco
	Brett Butts, RHP	19	Atlanta
	Mike Bianucci, OF*	23	Anaheim
	Philip Stringer, IF	24	Houston
	Josh Blake, LHP	35	Arizona
2008	Mike Bianucci, OF*	8	Texas
	Evan Crawford, LHP	8	Toronto
	Matt Hall, IF	10	Tampa Bay
	Luke Greinke, UTIL	12	New York Yankees
	Bryan Woodall, RHP	21	Arizona
	Taylor Thompson, RHP*	25	Chicago White Sox
2009	Joseph Sanders, IF	5	Colorado
	Scott Shuman, RHP	19	Tampa Bay
	Paul Burnside, RHP	39	Chicago White Sox
	Taylor Thompson, RHP	44	Chicago White Sox
2010	Trent Mummey, OF	4	Baltimore
	Hunter Morris, IF	4	Milwaukee
	Cole Nelson, LHP	10	Detroit
	Grant Dayton, LHP	11	Florida
	Austin Hubbard, RHP	14	Tampa Bay
	Ryan Jenkins, C	17	Kansas City
	Brian Fletcher, OF	18	Kansas City
	Kevin Patterson, OF/1B*	23	Tampa Bay
	Bradley Hendrix, RHP*	30	Cincinnati
	Justin Fradejas, OF*	35	Colorado
	Stephen Kohlscheen, RHP	45	Seattle
2011	Dan Gamache, IF	6	Pittsburgh
	Casey McElroy, IF	11	San Diego
	Derek Varnadore, RHP*	17	Florida
	Bradley Hendrix, RHP*	22	Tampa Bay
	Tony Caldwell, C	24	Florida
	Kevin Patterson, 1B/DH	30	Toronto
2012	Derek Varnadore, RHP	9	New York Yankees
	Ryan Iella, OF*	11	San Francisco
	Slade Smith, RHP	17	Detroit
	Creede Simpmson, IF	25	Baltimore
2013	Garrett Cooper, 1B	6	Milwaukee
	Conner Kendrick, LHP	9	New York Yankees
	Will Kendall, LHP	30	Pittsburgh
	Jay Gonzalez, OF*	39	Texas
2014	Trey Cochran-Gill, RHP	17	Seattle
	Damek Tomscha, IF	17	Philadelphia
	Rocky McCord, RHP*	31	Kansas City
2015	Trey Wingenter, RHP	17	San Diego
	Rocky McCord, RHP	26	Baltimore
2016	Anfernee Grier, OF	1	& (39th) Arizona
	Joshua Palacios, OF	4	Toronto
	Niko Buentello, IF	18	Detroit
	Ben Braymer, LHP	18	Washington
	Keegan Thompson, RHP*	33	Detroit
	Justin Camp, RHP	37	Kansas City
2017	Keegan Thompson, RHP	3	Chicago Cubs
	Jonah Todd, OF	6	Los Angeles
	Daniel Robert, IF	21	Texas
	Gabe Klobasits, RHP	36	Washington
2018	Casey Mize, RHP	1	(1st) Detroit
	Davis Daniel, RHP*	11	Milwaukee
	Brendan Venier, IF	13	Atlanta
	Andrew Mitchell, LHP	14	New York (NL)
	Calvin Coker, RHP	15	Oakland
	Luke Jarvis, IF	25	Miami
	Brett Wright, C	26	Toronto
2019	Will Holland, IF	5	Minnesota
	Davis Daniel, RHP	7	Los Angeles (AL)
	Edouard Julien, IF	18	Minnesota
	Jack Owen, LHP*	21	St. Louis
	Elliott Anderson	23	Kansas City
2020	Tanner Burns, RHP	1	& (36) Cleveland
	Bailey Horn, LHP	5	Chicago (AL)

* - Did not sign; ^ - January Secondary Phase; % - June Regular Phase; S - June Secondary Phase; Sd - June Secondary Delayed; Sa - June Secondary Active; # - January Regular Phase; & - Supplemental; () - Draft Pick



LETTERWINNERS (1949-PRESENT)

• A-A-A •

Table listing letterwinners under 'A-A-A' including names like ADAMS, David and ALBERCHT, Andy with their respective years.

• B-B-B •

Table listing letterwinners under 'B-B-B' including names like BACHUS, Jim and BAILEY, Dennis with their respective years.

Table listing letterwinners under 'B-B-B' (continued) including names like BRISTOW, Justin and BROOKS, Robert with their respective years.

• C-C-C •

Table listing letterwinners under 'C-C-C' including names like CALDWELL, Tony and CAMACHO, Christian with their respective years.

Table listing letterwinners under 'C-C-C' (continued) including names like CORBIN, Ted and COTTRELL, Al with their respective years.

• D-D-D •

Table listing letterwinners under 'D-D-D' including names like DAILEY, Gary and DANIEL, Davis with their respective years.

• E-E-E •

Table listing letterwinners under 'E-E-E' including names like EATON, Jarrett and EBERT, Jordan with their respective years.

Table listing letterwinners under 'E-E-E' (continued) including names like ETHEREDGE, Josh and ETHEREDGE, Judson with their respective years.

• F-F-F •

Table listing letterwinners under 'F-F-F' including names like FARQUHAR, Garrett and FAULKNER, Scott with their respective years.

• G-G-G •

Table listing letterwinners under 'G-G-G' including names like GAINOUS, Trey and GALLAGHER, Garry with their respective years.





LETTERWINNERS (1949-PRESENT)

• H-H-H •

HAECKER, Damon	2014-17
HAEFNER, Joe	1969, '71-72
HAHN, Dick	1949
HAIRE, Dink	1963-65
HALL, Bart	1975
HALL, Chase	2019-20
HALL, Matt	2008
HALL, Wayne	1969, '71-72
HALLA, Ryan	1993-96
HAMILTON, Red	1934
HAND, Don	1965
HANDLEY, Jim	1972-75
HANEY, Tony	1985-88
HANSON, John	1980
HARGETT, Justin	2008-11
HARKINS, Jason	1989-91
HARPER, Rus	2009
HART, Chris	1989-90
HARTLEY, Larry	1964-65
HATCHETT, Mark	1972-75
HEBEL, Jon	1990-93
HEBSON, Bryan	1995-97
HEIDEN, Howard	1953
HEMPHILL, Paul	1956-57
HENDERSON, Jackson	2019
HENDRIX, Bradley	2008-11
HENNEN, John	1969
HENRY, Kevin	1984-85, '87-88
HENRY, Al	1978
HERNDON, Corey	2017-18
HESSER, Tim	1984
HILL, George	1949-51
HILL, Harrel	1997
HITCHCOCK, Billy	1936-37
HITCHCOCK, Jimmy	1931-33
HNYTKA, Mike	2004-05
HOEHLE, Gene	1950-52
HOERTER, Ryan	2018
HOLLAND, Will	2017-19
HOLLIS, Joe	1968-69
HORN, Bailey	2019-20
HOWARD, Richie	1975-76
HOWELL, Kason	2019-20
HUBBARD, Austin	2007-10
HUDDLESTON, Bobby	2000-03
HUDLOW, Kyle	2002
HUDSON, Jim	1959-61
HUDSON, Robert	1975-77
HUDSON, Tim	1996-97
HUDSON, Trent	1981-83
HUGHEY, Arnold	2002-05
HULETT, Tug	2002-04
HULSEY, Tim	1971-73
HUMPHREYS, Kevin	1994-95
HUMPHRIES, Lynn	1978-79
HURST, Michael	2007-10
HUSKINS, Joey	2005
HUTCHISON, Mark	1983

• I-I-I •

INGALLS, Kyle	1985
INGRAM, Dylan	2017-18

• J-J-J •

JACKSON, Bo	1983, '85-86
JACOBS, Jon Luke	2009-12
JACOBSON, Greg	1984-87
JAMES, Bob	1957-58

JARVIS, Luke	2017-18
JENKINS, George	1934
JENKINS, Ryan	2006-08, '10
JERLOMAN, Chuck	2002-04
JOHNSON, Ed	2019
JOHNSON, Jason	1991-93
JOHNSON, Jeremy	2017-18
JOHNSON, Terry	1983
JOHNSTON	1952
JOHNSTON, Shot	1958
JOHNSTONE, Tyler	2005-06
JONES, Ben	2006-09
JONES, George	1998
JONES, Jake	1951-52
JONES, Justin	2008
JONES, Sean	2002
JONES, Lynn	1971-73
JONES, Stacy	1986-88
JORDAN, Bobby	1952
JORDAN, Kevin	1983-84
JULIEN, Edouard	2018-19

• K-K-K •

KAIN, Larry	1969-71
KANAKIS, Connie	1955-56
KANAKIS, Peter	1995
KEEDY, Pat	1977-79
KEENER, Harold	1956
KELLEY, Hunter	2013
KELLEY, Ty	2008-10
KELLY, Heath	1997-98
KENDALL, Will	2011-13
KENDRICK, Conner	2013
KENT, Maillon	1963
KENT, Maillon	1998-01
KERSH, Jamie	1996-99
KEY, Ken	1992-95
KILLIMETT, Mike	1991-94
KINLAW, Dennis	1949
KIRKLAND, Randy	1974
KLOBOSITS, Gabe	2016-17
KNIGHT, Billy	1977
KNODEL, Tom	1989-90
KNORST, Kevin	1997-00
KOCH, Alan	1958-60
KOGER, Daniel	2012-13
KOHLSCHEEN, Stephen	2010
KRAFT, Tony	1971
KRONFELD, Turner	1942-43

• L-L-L •

LANIER, L.F.	1954, '56-58
LARUE, Nate	2020
LASTER, Jimmy	1956-58
LATHAM, Bill	1978-81
LAU, Everett	2019
LAWRENCE, Bill	1971-74
LAZENBY, Beal	1969
LEACH, Terry	1973-76
LEATHERMAN, Jeff	1988-91
LeBOEUF, Jason	1992-95
LEE, Mack	1953
LEE, Jeff	1986
LEE, Jimmy	1958
LEMMONS, Tim	1984-85
LETCHEWORTH, Bill	1949-51
LEWIS, Robert	1991-94
LEWTER, Jerry	1963-65
LIPSCOMB, Cole	2015-17
LITTLE, Danny	1968-69

LIVSEY, Jeff	1985-88
LOCKARD, Jim	1951-52
LOGAN, Bill	1950-51
LOGAN, Blake	2014-17
LOLLEY, Gary	1984
LONG, Bill	1957
LONG, Lance	1982-83
LONG, Scotty	1965-67
LORINO, Tommy	1957-58
LOWE, Martin	1977
LOWE, Q.V.	1966-67
LUCKIE, Cary	2008, '10-12
LUNA, Brandon	2001
LUNDSTROM, Jay	1960

• M-M-M •

MACRORY, Rob	1994-97
MADDEN, John	2004-05
MAITLAND, Ben	2004-05
MALCZEWSKI, Welby	2018
MARTIN, Jimmy	1962-64
MARTIN, Joey	1968-71
MARTIN, John	1956-58
MARTIN, Mike	1990
MASON, Sam	2015-16
MASTEN, Andy	2006
MATSON, Larry	1966
MAXWELL, Jack	1949
MAY, Davis	1974-75
MAYO, Kyle	2004
MAYFIELD, Brandon	2000
McAFEE, Emmett	1949
McCANN, Chezz	2009
McCLAIN, Tim	1982, '84-85
McCLANAHAN, Mark	1974-76
McCLENDON, Tom	1953-55
McCORD, Rocky	2012-15
McCREE, John	1959-61
McDUFFIE, Dennis	1962
McDUFFIE, Fred	1957-58
McELROY, Casey	2009-11
McFATTER, Jon	1984-85
McGUFFIN, Bowen	2017-18
McKENZIE, Pete	1965-67
McMAHAN, Warren	1934
McMILLAN, Gilbert	1934
McMURRY, Bill	1950, '52-53
McMURRY, Dick	1951-52
McNALLY, Shawn	1994-95
McQUAGGE, Mark	1989
MEDDOWS, Michael	2005
MERCHANT, Andy	1969-72
MEREDITH, John	1950
METASAVAGE, John	1981-82
MIKSIS, Jim	2004
MILLIKER, Geoff	1980
MILLIMAN, Jacob	2014-15
MILLER, Buck	1989
MILLER, David	1983, '85
MILLER, Mickey	1973-76
MILLER, Tyler	2020
MIMS, Drew	2005
MITCHELL, Andrew	2016-18
MITCHELL, Neal	1982
MIZE, Casey	2016-18
MOCK, Alan	1979-81
MOCK, Julian	1949-51
MOGENTALE, David	1981-82
MONTE, Sam	1965
MONTGOMERY, Steve	1975-79
MOORE, Bobby	1982

MOORE, Brandon	1991-94
MOORE, Brody	2019-20
MOORE, Chuck	1975-77
MOORER, John	1988-90
MORAN, Javon	2001-02
MORGAN, Malvern	1937-39
MORRIS, Andrew	2011
MORRIS, Hunter	2008-10
MORRIS, Mutt	1934
MORRIS, Tex	1982
MORRISON, Chris	1994-95
MORRISON, Gray	1976-78
MORRISON, Will	2019
MORTON, Miles	2009
MORTON, Tom	1973-76
MOWEN, David	1976
MUELLER, Mike	2002
MUGARDITCHIAN, John	1980
MULLINS, Cliff	2005
MULLINS, Hayden	2020
MUMMEY, Trent	2008-10
MURPHY, Austin	2015
MURPHY, Sonny	1971-72

• N-N-N •

NAGEL, Bob	1952-54
NAIR	1952
NANCE, Earl	1968-71
NEESE, Jordan	2010
NELSON, Cole	2010
NEWI, Alec	1990-93
NICELY, Clarence	2005-06
NICHOLS, George	1962-64
NICHOLS, Larry	1960-62
NIX, Gary	1984
NIX, Lloyd	1957-59
NIX, Mark	1969
NIX, Michael	2004-05
NORTON, Jocko	1949-50
NORTON, John	1978
NOVAK, Rob	1990
NULPH, Cody	2015-16

• O-O-O •

O'BARR, Bill	1934
O'DONNELL, Todd	1989-92
O'HARE, David	1973-76
OHMAN, Ed	1985-88
OLSON, Brett	2018-19
OLSON, Gregg	1986-88
O'NEAL, Michael	2013-14
O'NEIL, Chris	2008-11
ORR, John	1934
ORTMAN, Dillon	2011-14
ORTMAN, Kody	2012-13
OSBORNE, Jay	2005-06
OVERSHEET, Wynton	1954-57
OVERTON, Joe	1962-63
OWEN, Jack	2018-20
OWENS, Tommy	1977
OZMANT, Wayne	1962

• P-P-P •

PAIR, Doyle	1956
PALACIOS, Joshua	2016
PANTER, Barry	1978-81
PARKER, Brad	1991
PARSONS, Bill	1953
PATTERSON, Kevin	2008-11



LETTERWINNERS (1949-PRESENT)

Table listing letterwinners from PAXTON, Colby to PYLE, George with years.

• R-R-R •

Table listing letterwinners from RAMSEY, Jack to RYERSON, Jim with years.

• S-S-S •

Table listing letterwinners SAIA, Paul and SAIN, Derek with years.

Table listing letterwinners from SANDERS, Frank to STACEY, Adam with years.

Table listing letterwinners from STANLEY, Ryan to SWORDSMA, Gordon with years.

• T-T-T •

Table listing letterwinners from TACKETT, Hunter to TYLER, John with years.

• V-V-V •

Table listing letterwinners from VAN YPEREN, Jack to VISINTAINER, Pat with years.

• W-W-W •

Table listing letterwinners from WACKER, Cullen to WALKER, Russ with years.

Table listing letterwinners from WALL, Hindman to WYATT, David with years.

• Y-Y-Y •

Table listing letterwinners YARBROUGH, Izaac to YOUNGBLOOD, Tommy with years.

• Z-Z-Z •

Table listing letterwinners ZANTHOS, Joseph and ZARBNSKY, Daryl with years.

