



2023-24 AUBURN MEN'S BASKETBALL

12 NCAA TOURNAMENT APPEARANCES || 2019 FINAL FOUR || 6-TIME SEC CHAMPIONS || AUBURNTIGERS.COM || @AUBURNMBB

2023-24 SCHEDULE

OVERALL: 16-4 || SEC: 5-2
HOME: 10-0 || AWAY: 2-3 || NEUTRAL: 4-1

| DATE | OPPONENT (TV) | TIME (CT) |
|------------|--|-----------|
| Nov. 7 | vs. #20/17 Baylor+ (ESPN) | L, 82-88 |
| Nov. 10 | SOUTHEASTERN LOUISIANA (SECN+) | W, 86-71 |
| Nov. 16 | vs. Notre Dame* (ESPN2) | W, 83-59 |
| Nov. 17 | vs. St. Bonaventure* (ESPN2) | W, 77-60 |
| Nov. 21 | ALABAMA A&M (SECN+) | W, 84-54 |
| Nov. 29 | VIRGINIA TECH% (ESPN2) | W, 74-57 |
| Dec. 3 | at Appalachian State (ESPN2) | L, 64-69 |
| Dec. 9 | vs Indiana! (ESPN2) | W, 104-76 |
| Dec. 13 | vs. UNC Asheville \$ (SECN+) | W, 87-62 |
| Dec. 17 | USC (ESPN) | W, 91-75 |
| Dec. 22 | ALABAMA STATE (SECN+) | W, 82-62 |
| Dec. 30 | CHATTANOOGA (SECN) | W, 101-66 |
| Jan. 2 | PENN (SECN) | W, 88-68 |
| Jan. 6 | at Arkansas* (ESPN2) | W, 83-51 |
| Jan. 9 | TEXAS A&M* (ESPN2) | W, 66-55 |
| Jan. 13 | LSU* (SECN) | W, 93-78 |
| Jan. 17 | at Vanderbilt* (SECN) | W, 80-65 |
| Jan. 20 | #22/21 OLE MISS* (SECN) | W, 82-59 |
| Jan. 24 | at Alabama* (ESPN) | L, 75-79 |
| Jan. 27 | at Mississippi State* (SECN) | L, 58-64 |
| Jan. 31 | VANDERBILT* (ESPN2) | 8 p.m. |
| Feb. 3 | at Ole Miss* (SECN) | 5 p.m. |
| Feb. 7 | ALABAMA* (ESPN2) | 6 p.m. |
| Feb. 10 | at Florida* (SECN) | 2:30 p.m. |
| Feb. 14 | SOUTH CAROLINA* (SECN) | 7:30 p.m. |
| Feb. 17 | KENTUCKY* (ESPN) | 5 p.m. |
| Feb. 24 | at Georgia* (SECN) | 5 p.m. |
| Feb. 28 | at Tennessee* (ESPN2) | 6 p.m. |
| Mar. 2 | MISSISSIPPI STATE* (ESPN2/ESPNU) | 3 p.m. |
| Mar. 5 | at Missouri* (SECN) | 8 p.m. |
| Mar. 9 | GEORGIA* (SECN) | 5:30 p.m. |
| Mar. 13-17 | at SEC Championship (Nashville, Tenn.) | |

All Times Listed Central Time Zone

* Southeastern Conference game

+ Sanford Pentagon (Sioux Falls, S.D.)

^ Legends Classic (Brooklyn, N.Y.)

% ACC/SEC Challenge

! Holiday Hoopsgiving (Atlanta, Ga.)

\$ Rocket City Classic (Huntsville, Ala.)

MEDIA INFORMATION

TV _____ ESPN2
Play-By-Play _____ Tom Hart
Color Analyst _____ Jimmy Dykes
Producer _____ Parker Leppien

Radio _____ Auburn Sports Network
Play-By-Play _____ Andy Burcham
Color Analyst _____ Sonny Smith
Local _____ WGZZ 94.3 FM
Satellite _____ SiriusXM 84
Online _____ AuburnTigers.com || TuneIn App

Auburn SID Primary Contact _____ Marlene Navor
Cell Phone _____ 334-750-2381
E-Mail _____ mnavor@auburn.edu

GAME 21

#16/16
AUBURN (16-4, 5-2 SEC) vs. **VANDERBILT** (5-14, 0-6 SEC)

Wednesday, January 31, 2024 || 8:00 p.m. CT
Neville Arena (9,121) || Auburn, Ala.
TV: ESPN2 || Radio: Auburn Sports Network



AUBURN

AP Poll/Coaches Poll _____ #16/#16
2022-23 Record _____ 21-13, 10-8 SEC
Head Coach _____ Bruce Pearl
Career Record (Year) _____ 651-260 (29th)
Record at Auburn (Year) _____ 189-115 (10th)
Career Record vs. Vanderbilt _____ 14-9

VANDERBILT

AP Poll/Coaches Poll _____ None
2022-23 Record _____ 22-15, 11-7 SEC
Head Coach _____ Jerry Stackhouse
Career Record (Year) _____ 66-83 (5th)
Record at Vanderbilt (Year) _____ 66-83 (5th)
Career Record vs. Auburn _____ 1-4

Series History || Vanderbilt Leads 90-57 || Last Meeting: W, 80-65, on Jan. 17, 2024

» After five days on the road, Auburn (16-4, 5-2 SEC) returns home to the friendly confines of Neville Arena for another Wednesday, late-night battle with Vanderbilt (5-14, 0-6 SEC). Just two weeks ago, both teams last met in the midst of a winter storm in Nashville.

» Auburn is ranked No. 16 in both the Associated Press and ESPN Top 25 Polls. The Tigers are currently in a three-way tie with South Carolina and Kentucky for third place in the latest SEC standings with a 5-2 mark.

» The Tigers will play four of their next six games at home. They will travel to Ole Miss this weekend.

» Auburn has now started 16-4 overall or better, for the fifth time in the last seven seasons. This compares to just seven starts of at least 16-4 in the program's first 111 seasons.


» The Tigers' four losses this season have been by a combined 21 points including at Alabama (-4) and at Mississippi State (-6).

» Auburn has won 13-straight home games at Neville Arena, which is tied as the seventh-longest home court win streak in program history.

» The Vanderbilt game on Wednesday night will most likely be the 50th-consecutive sellout at Neville Arena. AU's sold out streak dates back to January 25, 2020, when the Tigers hosted Iowa State in the SEC/Big 12 Challenge.

» AU is used to late games. Wednesday's contest will be the seventh 8 p.m. tipoff for the Tigers this season (5-1 in those games).

PROBABLE AUBURN STARTERS



1
ADEN HOLLOWAY
G • 6-1 • 178 • Fr.
Charlotte, N.C.

PPG 9.5
RPG 1.5
APG 3.2




12
DENVER JONES
G • 6-4 • 205 • Jr.
New Market, Ala.

PPG 7.1
RPG 2.1
APG 1.6



5
CHRIS MOORE
F • 6-6 • 220 • Sr.
West Memphis, Ark.

PPG 2.7
RPG 1.3
BPG 0.4



2
JAYLIN WILLIAMS
F • 6-8 • 245 • Gr.
Nahunta, Ga.

PPG 12.1
RPG 5.4
BPG 0.5



4
JOHNI BROOME
F/C • 6-10 • 240 • Jr.
Plant City, Fla.

PPG 15.7
RPG 8.7
BPG 2.1

OFF THE BENCH

| No. | Pos. | Name | Ht. | Wt. | Year | PPG | RPG | Hometown |
|-----|------|-------------------|------|-----|------|-----|-----|-------------------|
| 10 | G/F | Chad Baker-Mazara | 6-7 | 180 | Jr. | 9.0 | 3.0 | Santo Domingo, DR |
| 0 | G | K.D. Johnson | 6-0 | 190 | Sr. | 7.4 | 2.0 | Atlanta, Ga. |
| 3 | G | Tre Donaldson | 6-3 | 200 | So. | 7.3 | 2.5 | Tallahassee, Fla. |
| 44 | C | Dylan Cardwell | 6-11 | 255 | Sr. | 5.6 | 4.2 | Augusta, Ga. |
| 31 | F | Chaney Johnson | 6-7 | 220 | Jr. | 3.9 | 3.4 | Alabaster, Ala. |
| 24 | G | Lior Berman | 6-4 | 210 | Gr. | 1.4 | 1.3 | Birmingham, Ala. |
| 23 | F | Addarin Scott | 6-9 | 207 | Jr. | 0.4 | 0.5 | Dallas, Texas |

UNIVERSITY INFORMATION

Location _____ Auburn, Ala.
 Founded _____ 1856
 Enrollment _____ 31,764
 Nickname _____ Tigers
 Colors _____ Burnt Orange and Navy Blue
 Conference _____ Southeastern (SEC)

ADMINISTRATION

President _____ Dr. Christopher B. Roberts
 Director of Athletics _____ John Cohen
 Athletics Phone _____ 855-282-2010

COACHING STAFF

Head Coach _____ Bruce Pearl
 Alma Mater _____ Boston College '82
 Career Record _____ 651-260 (.715)
 Seasons _____ 29
 Record at Auburn _____ 189-115 (.622)
 Seasons _____ 10
 Associate Head Coach _____ Steven Pearl
 Alma Mater _____ Tennessee '10
 Assistant Coach _____ Ira Bowman
 Alma Mater _____ Penn '96
 Assistant Coach _____ Corey Williams
 Alma Mater _____ Oklahoma State '02
 Assistant Coach _____ Chad Prewett
 Alma Mater _____ Troy State '94
 Assistant Coach/Offensive Coordinator _____
 _____ Mike Burgomaster
 Alma Mater _____ Miami '16
 Athletic Trainer _____ Clark Pearson
 Alma Mater _____ Kentucky '96
 Strength & Conditioning Coach _____ Damon Davis
 Alma Mater _____ Western Illinois '03
 Director of Player Development _____ Marquis Daniels
 Alma Mater _____ Auburn '03
 Director of Scouting & Recruiting _____ Ian Borders
 Alma Mater _____ Louisville '07
 Director of Operations _____ Maddux Jeffreys
 Alma Mater _____ Auburn '20

PROGRAM HISTORY

First Year of Basketball _____ 1905-06
 All-Time Record _____ 1458-1249-1 (.538)
 All-Time SEC Record _____ 652-772 (.458)
 SEC Championships _____ 4
 _____ (1960, 1999, 2018, 2022)
 SEC Tournament Titles _____ 2 (1985, 2019)
 NCAA Tournament Appearances _____ 12
 NCAA Tournament Record _____ 19-12
 All-Americans _____ 13
 All-SEC Selections _____ 98

TEAM INFORMATION

2022-23 Record _____ 21-13
 SEC Record (Finish) _____ 10-8 (7th)
 Associated Press Final Ranking _____ N/A
 USA TODAY/Coaches Final Ranking _____ N/A
 Letterwinners Returning/Lost _____ 11/7
 Starters Returning/Lost _____ 2/3
 Newcomers _____ 5

ATHLETICS COMMUNICATIONS

Director (MBB Contact) _____ Marlene Navor
 Alma Mater _____ Washington State '00
 Cell _____ 334-750-2381
 E-Mail _____ mnavor@auburn.edu

THE BOOK ON VANDERBILT

» Senior guard Tyrin Lawrence has scored in double figures in his last nine games including a team-high 15 points in the first meeting between the Tigers and Commodores this season. He also poured in 21 points against No. 5-ranked Tennessee on Saturday and is averaging 15.7 points per game over that nine-game span and 14.3 points on the season.

» Vanderbilt has played just two games this season with a fully healthy roster. The Commodores' projected starting five against Auburn has started just one game together.

» This will be Vanderbilt's fourth game versus a ranked opponent in seven SEC games.

SERIES HISTORY

» Vanderbilt leads 90-57 in the all-time series with Auburn. However, the Tigers have won six of the last seven in the series.

» Auburn is looking for its eighth home-and-home series sweep in in the all-time series with Vanderbilt – its first since 1990. The Tigers also swept home-and-home games against the Commodores in 1932, 1942, 1969, 1977, 1985 and 1986.

» Auburn Head Coach Bruce Pearl is 14-9 in his head coaching career against Vanderbilt including 6-5 on The Plains. He is 8-2 at home lifetime against the Commodores including 3-1 at Neville Arena.

» Three of the last five contests in the series have been decided by six points or fewer.

LAST SIX GAMES IN THE SERIES

| | | |
|---------------|---|----------------|
| Feb. 16, 2019 | A | W, 64-53 (+11) |
| Jan. 8, 2020 | H | W, 83-79 (+4) |
| Feb. 9, 2021 | A | W, 73-67 (+6) |
| Feb. 16, 2022 | H | W, 94-80 (+14) |
| Feb. 18, 2023 | A | L, 65-67 (-2) |
| Jan. 17, 2024 | A | W, 80-65 (+15) |

TOP 10 ON THE ROAD

» Auburn wasn't the only AP Top 10-ranked team to be defeated on the road this season. Of the teams ranked in last week's Top 10 – most or all of their losses of the season have happened on the road including UConn (2), Purdue (2), Houston (2), Tennessee (2), Kentucky (2), Kansas (3), Auburn (3), Arizona (3) and Illinois (3).

» North Carolina was the only AP Top 10 squad with three losses at neutral sites only.

» According to stats research by Brandon Ramsey, AP Top 10 teams won games on the road against unranked opponents 59.8% in 2022-23 and 61.2% in 2021-22. Road wins are becoming much harder this season than ever before.

Top 10 Ranking and School (Road Losses)

1. UConn (at Kansas and Seton Hall)
2. Purdue (at Northwestern and Nebraska)
3. North Carolina
4. Houston (at Iowa State and TCU)
5. Tennessee (at North Carolina and Mississippi State)
6. Kentucky (at Texas A&M and South Carolina)
7. Kansas (at UCF, West Virginia and Iowa State)
8. Auburn (at Appalachian State, Alabama and Mississippi State)
9. Arizona (at Stanford, Washington State and Oregon State)
10. Illinois (at Tennessee, Purdue and Northwestern)

AUBURN IN KENPOM RANKINGS

» Auburn is No. 7 in the latest KenPom Rankings and one of six teams ranked in the Top 20 of KenPom's adjusted offensive efficiency and adjusted defensive efficiency.

» The last 21 national champions have all finished in the Top 39 in both offensive and defensive efficiency. Each of them have been in the Top 39 in offensive efficiency and the Top 22 in defensive efficiency. Historically, all but two have finished in the Top 20 in both categories.

| Team | Offense | Defense |
|----------------|-----------|----------|
| Houston | 17 | 1 |
| Purdue | 2 | 13 |
| Tennessee | 19 | 2 |
| Arizona | 5 | 16 |
| North Carolina | 14 | 3 |
| Auburn | 18 | 5 |

TOUGHEST HOME COURTS IN THE SEC

» Auburn's Neville Arena has been a rare place where league foes have won along with Kentucky's Rupp Arena, Arkansas' Bud Walton Arena and Tennessee's Thompson-Boling Arena.

» Only 28 SEC teams have come into Neville Arena and left with a win over the last nine-plus seasons since 2014-15. Texas A&M and Ole Miss have been the most successful having won five times each.

SEC vs. Kentucky at Rupp Arena - 11-72 (.133)

SEC vs. Arkansas at Bud Walton Arena - 25-60 (.294)

SEC vs. Tennessee at Thompson-Boling Arena - 25-59 (.298)


SEC vs. Auburn at Neville Arena - 28-55 (.337)

PLAYER TO WATCH: JOHNI BROOME

» Johni Broome was recently selected to the John R. Wooden Award® presented by Principal® Late Season Top 20 Watch List by The Los Angeles Athletic Club. Chosen by a poll of national college basketball experts based on their performances during the 2023-24 season thus far, the list comprises of 20 student-athletes who are front-runners for the sport's most prestigious honor.

» Broome is averaging a team-leading 15.7 points, 8.7 rebounds and 2.1 blocks per game for the No. 16-ranked Tigers. He has recorded nine double-doubles along with 18 games in double figures including four 20+ point outings this season. The preseason All-SEC First Team selection currently ranks first in the league in rebounding, second in blocks and second in field-goal percentage (56.1%). He is currently on an 11-game double-digit scoring streak including 14 points, seven rebounds, two assists and three blocks at Mississippi State on Jan. 27.

» He was joined on the short list by North Carolina's Armando Bacot, Houston's L.J. Cryer, FAU's Johnell Davis, North Carolina's RJ Davis, Kansas' Hunter Dickinson, Purdue's Zach Adey, Duke's Kyle Filipowski, Clemson's PJ Hall, Dayton's DaRon Holmes II, Memphis' David Jones, Tennessee's Dalton Knecht, Marquette's Tyler Kolek, San Diego State's Jaedon LeDee, Arizona's Caleb Love, Kansas' Kevin McCullar Jr., Connecticut's Tristen Newton, Kentucky's Antonio Reeves, Creighton's Baylor Scheierman and Colorado's KJ Simpson.



BEST STARTS IN PROGRAM HISTORY

» For the fifth time in the last seven seasons, the Tigers have started the season 16-4 or better through 20 games. Auburn opened the 2021-22 season 19-1, started 18-2 in 2017-18 and 2019-20 and opened last season 16-4. This compares to just seven starts of at least 16-4 in the program's first 111 seasons.

» With a win on Wednesday night, the Tigers would be 17-4 for the 10th time in program history including the fourth time in the last seven seasons.

BEST 20-GAME STARTS

| Season | Start |
|----------------|-------------|
| 2021-22 | 19-1 |
| 1998-99 | 19-1 |
| 1958-59 | 19-1 |
| 1927-28 | 19-1 |
| 2019-20 | 18-2 |
| 2017-18 | 18-2 |
| 1999-00 | 17-3 |
| 1962-63 | 17-3 |
| 1959-60 | 17-3 |
| 2023-24 | 16-4 |
| 2022-23 | 16-4 |
| 1949-50 | 16-4 |

BEST 21-GAME STARTS

| Season | Start |
|---------|-------|
| 2021-22 | 20-1 |
| 1998-99 | 20-1 |
| 1927-28 | 20-1 |
| 2019-20 | 19-2 |
| 2017-18 | 19-2 |
| 1958-59 | 19-2 |
| 1999-20 | 18-3 |
| 1959-60 | 18-3 |
| 1962-63 | 17-4 |
| 2022-23 | 16-5 |
| 2002-03 | 16-5 |
| 1961-62 | 16-5 |
| 1953-54 | 16-5 |
| 1949-50 | 16-5 |
| 1938-39 | 16-5 |

HOLD THE WHISTLE

» The Vanderbilt game snapped a string of six games where Auburn had been called for no more than 15 fouls in five of those games. Against the Commodores, Auburn was whistled for 22 fouls.

» In its last three games, Auburn was whistled for 17 fouls against Ole Miss, 20 fouls at Alabama and 16 fouls at Mississippi State.

» The Tigers' six lowest foul totals of the season had all come in the previous eight games prior to traveling to Vanderbilt, during which they were whistled for 15.4 fouls per game including a season-low 11 fouls in their win over Penn on Jan. 2.

» The Tigers previously set a season low in fouls committed with 16 against UNC Asheville and later 13 versus Alabama State and Chattanooga.

» Auburn has been called for an average of 18.7 fouls (20 at Alabama) over the last four games. In six SEC games, the Tigers have been called for an average of 17.4 fouls including 18.0 in their two conference losses. AU was whistled for 14 fouls at Arkansas, 15 fouls against Texas A&M, 18 fouls against LSU and 17 fouls against Ole Miss.

» AU has been called for 17.25 fouls in its 16 wins compared to 22.0 fouls in its four losses.

SELLING OUT NEVILLE ARENA

» Auburn is one of only 15 NCAA Division I teams at or above 100 percent capacity crowds for the season next to UConn, Dayton, Duke, FAU, Gonzaga, Houston, Kansas, Michigan State, Penn State, Purdue, Rutgers, St. John's, Villanova and Xavier.

» A ticket to Neville Arena is a hard one to come by as season tickets have been sold out every year under Bruce Pearl.

» The Tigers have sold out the last 49-consecutive games at Neville Arena.

RANKED TEAMS AT NEVILLE ARENA

» Auburn is 7-1 against ranked teams in Neville Arena (2010-Present). The Tigers have won their last six-consecutive home meetings between ranked teams.

| Date | Opponent | AU Rank/Opponent Rank | Result |
|----------------|-----------------|-----------------------|-----------------|
| 11/9/18 | Washington | 11/25 | W, 88-66 |
| 1/19/19 | Kentucky | 14/12 | L, 80-82 |
| 2/1/20 | Kentucky | 17/13 | W, 75-66 |
| 2/8/20 | LSU | 11/18 | W, 91-90 (OT) |
| 12/29/21 | LSU | 11/16 | W, 70-55 |
| 1/22/22 | Kentucky | 2/12 | W, 80-71 |
| 1/7/23 | Arkansas | 20/13 | W, 72-59 |
| 1/20/24 | Ole Miss | 13/22 | W, 82-59 |

WELCOME TO THE JUNGLE

» Auburn has won its last 13-straight games at Neville Arena, which is tied as the seventh-longest home-court win streak in program history.

» It is the Tigers' longest home-court win streak since winning 28-straight games at Neville Arena from Feb. 27, 2021, to Jan. 14, 2023.

» Five of Auburn's 11 longest home-court winning streaks in program history have occurred after the final home game of the 2016-17 season.

LONGEST HOME-COURT WINNING STREAKS IN AUBURN HISTORY

| Streak | Started/Ended |
|-----------|--|
| 36 | W, Georgia Tech on 1/26/1957 to L, Mississippi State on 1/7/1961 |
| 30 | W, Southern Miss on 3/11/1998 to L, #12 LSU on 3/1/2000 |
| 28 | W, #25 Tennessee on 2/27/21 to L, Texas A&M on 1/25/2023 |
| 19 | W, Arkansas on 2/20/2019 to L, Texas A&M on 3/4/2020 |
| 17 | W, Miss State during 1926-27 season to L, Ole Miss during 1927-28 season |
| 15 | W, Georgia Tech on 2/27/1974 to L, Alabama on 1/10/1976 |
| 13 | W, Missouri on 2/14/2023 to Present |
| 13 | W, Missouri on 3/4/2017 to L, Texas A&M on 2/7/2018 |
| 12 | W, Kentucky on 2/14/2018 to L, #12 Kentucky on 1/19/2019 |

AUBURN VS. RANKED TEAMS

» Auburn is 19-27 all-time against ranked opponents during the Bruce Pearl Era. However, the Tigers have won 15 of their last 26 games against ranked opponents.

» The Tigers are 13-13 against ranked opponents in Neville Arena. They have won nine of their last 10 home games against ranked opponents and are 12-6 at against ranked opponents at Neville Arena under Coach Pearl.

MAKING HISTORY

» For the first time in program history, Auburn claimed road wins at Arkansas and Vanderbilt during the same season.

» The Tigers handed Arkansas its largest loss in the history of Bud Walton Arena with an 83-51 victory over the Razorbacks in the SEC opener on Jan. 6.

» Auburn's 15-point win at Vanderbilt on Jan. 17, was its second-largest margin of victory at Vanderbilt all-time and the Tigers' largest win in Nashville since a 27-7 victory (+20) on Jan. 28, 1921, in the very first game of the series.

MAKING EVERY SHOT COUNT

» After shooting 87.5 percent (14-of-16) from the free-throw line at Mississippi State on Jan. 27, Auburn is shooting 225-of-276 (81.5%) over its last 13 games. The hot streak has seen the Tigers rise to third in the SEC with a 76.7 free-throw percentage for the season.

» Of the 10 players averaging at least 14.8 minutes per game, seven of them are shooting at least 78.9 percent from the free-throw line. Auburn is leading the SEC shooting 83.0 percent (112-of-135) from the foul line in SEC play. The Tigers are also shooting 295-of-377 (78.2%) in its 16 wins compared to 54-of-78 (69.2%) in its four losses. That's an average of 18.4-of-23.6 in wins compared to 13.5-of-19.5 in losses.

» The Tigers have shot 467-of-972 (48.0 %) from the floor in their 16 wins compared to 40.1 percent (101-of-252) in their four losses. AU is fourth in the SEC with a 45.0 field-goal percentage for the season.

» Additionally, they shot 96-of-263 (36.5%) from long range during their 11-game winning streak compared to 11-of-49 (22.4%) in their last two games and 48-of-162 (29.6%) in the first seven games. Four of Auburn's five games this season with double-digit 3-point field goals came during the winning streak including consecutive games against Chattanooga and Penn where the Tigers combined to make 23 3-pointers, compared to just one such game in the first seven contests of the season.

» Auburn made 12 3-point field goals against Penn, including a season-high 10 in the first half. The Tigers have shot 132-of-379 (34.8%) from deep in their 16 wins and 23-of-95 (24.2%) in their four losses.

TIGERS BREAK THE CENTURY MARK AGAIN

» Auburn's 101-point performance against Chattanooga was the Tigers' second time scoring 100 points in a game this season, after scoring 104 points against Indiana on Dec. 9 in Atlanta.

» It marked the first time Auburn has scored 100 points in two regulation games in the same season since the 2018-19 season when the Tigers scored 101 points against South Alabama and 103 points against Mississippi College. Auburn had two 100-point games during the 2021-22 season including a 109-point effort in a double-overtime game against UConn and a 100-point performance against Alabama.

» The last time AU had at least three 100-point games in a season was the 1999-00 season when the Tigers scored 100 points against Arkansas-Pine Bluff, 109 points vs. Puerto Rico-Mayaguez and 100 points vs. Stony Brook.

» Auburn joins Alabama and Kentucky as the only SEC teams with multiple 100-point games this season.

CLEANING THE GLASS

» Auburn is seventh in the SEC and tied for No. 79 nationally with a +4.15 rebounding margin this season. The Tigers outrebounded Arkansas, 46-32, in the SEC opener. The +14 rebounding margin against the Razorbacks tied the seventh-best mark in an SEC game in Bruce Pearl's 10 seasons on The Plains.

» The Tigers are 10-1 when they have outrebounded their opponent this season. They have a +5.4 rebounding margin in their 16 wins and a -1.0 rebounding margin in their four losses.

» Additionally, the Tigers have matched their opponent on the boards twice against Baylor and Notre Dame. Auburn ranks 36th nationally with a 32.9 offensive rebounding percentage and 58th with a 52.8 total rebounding percentage, per teamrankings.com.

Auburn's best rebounding margins in an SEC game under Bruce Pearl

| Date | Opponent | AU Reb/Opp Reb | Reb Margin |
|---------------------|-----------------|----------------|------------|
| Feb. 14, 2023 | Missouri | 48/26 | +22 |
| Feb. 8, 2022 | Arkansas | 60/42 | +18 |
| Feb. 4, 2020 | Arkansas | 44/27 | +17 |
| Jan. 16, 2019 | Texas A&M | 50/33 | +17 |
| March 7, 2020 | Tennessee | 42/26 | +16 |
| Feb. 12, 2020 | Alabama | 60/44 | +16 |
| Jan. 6, 2024 | Arkansas | 46/32 | +14 |
| Feb. 1, 2020 | Kentucky | 42/28 | +14 |
| Jan. 27, 2018 | LSU | 38/24 | +14 |

3-POINT DEFENSE

» Auburn is second in the SEC in three-point field goal percentage defense, allowing opponents to shoot only 29.4 percent from behind the arc this season.

» In SEC play, the Tigers are first in the league holding opponents to 28.3 percent shooting from deep. They are tied for first in the conference giving up 6.14 3-pointers per game. Auburn has held five of its first seven SEC opponents, and nine opponents overall, to under 30 percent shooting from long range.

» AU has held opponents to just 90-of-332 (27.1 percent) shooting from deep in its 16 wins, an average of 5.63 3-pointers per game. The Tigers have held two opponents to their season-low in 3-pointers made to date – 2 by Notre Dame and 3 by St. Bonaventure.

DEFENSE, TIGERS, DEFENSE

» Auburn is second in the SEC forcing 14.05 turnovers per game. The Tigers are even better in SEC play having forced a SEC-best average of 14.86 turnovers in their first seven conference games. Auburn forced Texas A&M into 19 turnovers, which is still a season high for the Aggies and also the most the Tigers have forced in a game this season.

» The Tigers forced 16 turnovers against LSU, and scored 24 points off those turnovers, which is their second-most points scored off turnovers this season (30 vs. Virginia Tech). They also forced 13 turnovers in their SEC opener at Arkansas.

» Most recently, Auburn held Ole Miss to season-lows in points (59) and first-half points (27) on Jan. 20.

» Auburn held Texas A&M to a season-low 22 first-half points. The Aggies' previous low was 23 points in the first half against No. 3-ranked Houston.

» The Tigers' defense also held Texas A&M without a field goal over the final 9:15 of regulation as the Aggies missed their last 10 field-goal attempts.

» AU held Texas A&M to a 29.0 field-goal percentage, which was the lowest the Tigers have held an SEC opponent to from the floor, since holding Tennessee to 27.0 percent shooting in Knoxville last season.

» Auburn held Mississippi State to a season-low 21 first-half points. The Bulldogs' previous low was 26 points at Georgia Tech.

Fewest points Auburn has held an SEC opponent to under Bruce Pearl

| Date | Opponent | Points |
|---------------------|-----------------|-----------|
| Feb. 4, 2023 | Tennessee | 46 |
| Jan. 18, 2023 | LSU | 49 |
| Jan. 6, 2024 | Arkansas | 51 |
| Feb. 16, 2019 | Vanderbilt | 53 |
| Jan. 25, 2022 | Missouri | 54 |
| Jan. 9, 2024 | Texas A&M | 55 |
| Dec. 29, 2021 | LSU | 55 |

DOMINATING THE PAINT

» Auburn scored a season-high 52 points in the paint against Chattanooga on Dec. 30. The Tigers have scored at least 40 points in the paint in eight of its last 16 games including two games of at least 50 paint points, after scoring 50 points in the paint against UNC Asheville, 40 paint points against Alabama A&M and 42 paint points against Virginia Tech, Appalachian State, USC and Ole Miss.

» Over that stretch, the Tigers have averaged 38.0 points in the paint per game compared to 35.0 points per game in the first four contests of the season.

» For the season, Auburn is averaging 37.4 points per game in the paint, which is 45.6 percent of the Tigers' total points. They have outscored their opponent in the paint in 18-of-20 games this season and were even with St. Bonaventure in paint points in the other game. Auburn is +212 (10.6 ppg) on points in the paint for the season including +30 (48-18) in its SEC opener at Arkansas. The Tigers are outscoring SEC opponents by 8.9 points in the paint per game.

» Auburn set a season high with 26 fast break points in its last game against LSU, topping the previous high of 23 fast break points against UNC Asheville. The Tigers scored a season-best 51 bench points versus the UNC Asheville Bulldogs. The Tigers' previous season highs were 49 bench points against Alabama A&M and 20 fast-break points against Alabama A&M and Indiana.

TIGERS PICK UP RARE ROAD WIN

» Auburn's 32-point victory at Arkansas tied for the second-largest margin of victory in an SEC road game in program history next to a 64-32 victory at Sewanee on Jan. 13, 1940, and only two points behind a 92-58 win at Tulane on Jan. 11, 1966. Additionally, the win tied for the seventh-largest overall road win in school history. It was the largest since an 87-52 win at Alabama A&M on Dec. 1, 2009.

» On the flip side, the 32-point loss was Arkansas' largest defeat in the 31-year history of Bud Walton Arena (449 total games, 80th win all-time in the venue's history), topping a 30-point loss to Florida in 2012. It was Auburn's largest win in the 60-game series, surpassing the Tigers' 101-76 victory in Auburn in 1996. The Tigers' previous largest victory at Bud Walton Arena was 73-51 (+22) in 2009.

LARGEST SEC ROAD WINS IN PROGRAM HISTORY

| Date | Opponent | Score | Margin |
|--------------------|-----------------|--------------|-----------|
| Jan. 11, 1966 | Tulane | 92-58 | 34 |
| Jan. 6 2024 | Arkansas | 83-51 | 32 |
| Jan. 13, 1940 | Sewanee | 64-32 | 32 |

LARGEST ROAD WINS IN PROGRAM HISTORY

| Date | Opponent | Score | Margin |
|--------------------|--------------------------|--------------|-----------|
| Dec. 20, 1999 | Puerto Rico-Mayaguez | 109-52 | 57 |
| Dec. 16, 1976 | VCU | 109-59 | 50 |
| 1919-20 | Clemson | 60-12 | 48 |
| Dec. 28, 1996 | Florida A&M | 95-57 | 38 |
| Dec. 1, 2009 | Alabama A&M | 87-52 | 35 |
| Jan. 11, 1966 | Tulane | 92-58 | 34 |
| Jan. 6 2024 | Arkansas | 83-51 | 32 |
| Jan. 13, 1940 | Sewanee | 64-32 | 32 |
| Nov. 19, 2007 | Charleston Southern | 89-59 | 30 |
| Dec. 20, 2002 | Puerto Rico-Mayaguez | 94-64 | 30 |
| Dec. 30, 1995 | Florida A&M | 84-54 | 30 |
| Nov. 30, 1951 | Howard | 69-39 | 30 |
| 1919-20 | West Point Athletic Club | 38-8 | 30 |

PEARL AMONG THE BEST OF THE BEST

» Bruce Pearl ranks No. 13 among active NCAA Division I coaches in career wins (651), third among active SEC men's basketball coaches. He also ranks No. 19 among active NCAA All-Division coaches in career wins (651) and No. 8 all-time among winningest SEC coaches with 334 career wins (UT and AU combined).

MOST OVERALL COLLEGIATE HEAD COACHING WINS AMONG ACTIVE SEC COACHES

| Coach | School | Wins |
|--------------------|---------------|------------|
| John Calipari | Kentucky | 805 |
| Rick Barnes | Tennessee | 794 |
| Bruce Pearl | Auburn | 651 |
| Buzz Williams | Texas A&M | 339 |
| Mike White | Florida | 273 |

| Coach | School | Wins |
|--------------------|---------------|------------|
| John Calipari | Kentucky | 402 |
| Bruce Pearl | Auburn | 334 |
| Rick Barnes | Tennessee | 190 |
| Mike White | Georgia | 172 |
| Nate Oats | Alabama | 106 |

MOST WINS IN SEC GAMES AMONG ACTIVE SEC COACHES

| Coach | School | Wins |
|--------------------|---------------|------------|
| John Calipari | Kentucky | 190 |
| Bruce Pearl | Auburn | 147 |
| Rick Barnes | Tennessee | 91 |
| Mike White | Georgia | 82 |
| Nate Oats | Alabama | 55 |

PRODUCING ON BOTH ENDS OF THE FLOOR

» Auburn, which is fourth in the SEC and No. 27 nationally in scoring offense at 82.0 points per game, and second in scoring defense and No. 43 nationally at 65.9 points per game, is the only team that ranks in the Top 4 in the league in both categories.

» The Tigers have held three of their first seven SEC opponents to under 60 points, which is already tied for the second-most SEC games holding an opponent under 60 points in Coach Pearl's 10 seasons and leads the SEC.

» Arkansas' 51 points in the SEC opener are the third-fewest points Auburn has held an SEC opponent to under Bruce Pearl, while Texas A&M's 55 points are tied for fifth most. It was the first time Auburn has held consecutive SEC opponents to under 60 points since holding Vanderbilt to 53 points on Feb. 16 and Arkansas to 56 points on Feb. 20 in 2019.

» AU leads the SEC and is No. 9 nationally with a scoring margin of +16.1. The Tigers are also tied with Purdue for the second in the country with a +12.4 scoring margin in the first half, just 1.1 points behind Houston for the best mark. The Tigers have led by at least 20 points at halftime four times this season including against LSU (51-34), at Vanderbilt (41-24) by 17 and Ole Miss (46-27).

» The Tigers have the third-highest scoring offense and scoring defense through 20 games in Bruce Pearl's tenure on The Plains.

Year-By-Year Scoring Offense Under Pearl (through 20 games under Bruce Pearl)

2014-15: 66.9
2015-16: 74.5
2016-17: 78.6
2017-18: 85.6
2018-19: 84.3
2019-20: 79.3
2020-21: 79.1
2021-22: 79.4
2022-23: 72.2
2023-24: 82.0

Year-By-Year Scoring Defense Under Pearl (through 20 games under Bruce Pearl)

2014-15: 67.6
2015-16: 78.1
2016-17: 76.4
2017-18: 72.4
2018-19: 68.8
2019-20: 68.6
2020-21: 76.2
2021-22: 65.3
2022-23: 63.4
2023-24: 65.9

SHARING THE ROCK

» Auburn ranks No. 14 nationally and second in the SEC averaging 17.8 assists per game. The Tigers also are second in the league and No. 12 in the country with a 1.70 assist-to-turnover ratio. They have recorded at least 18 assists in 13 games, including their first five games this season, and have dished out at least 17 assists in all but six games.

» Floor general Aden Holloway is dishing out 3.15 assists per game. Back-up point guard Tre Donaldson leads Auburn and ranks 13th in the SEC (3.30 apg). Donaldson has scored in double figures six times over his last 14 games.

» Auburn recorded a season-high 25 assists, which was its most since dishing out 26 assists versus Nebraska in its 2021 Holiday Hoopsgiving game, against Indiana on Dec. 9 in Atlanta. Eight Tigers had at least one assist against the Hoosiers.

» In the Bruce Pearl Era, his 2019-20 squad dished out 27 assists versus CSUN on Nov. 15, 2019. The school record for most assists in a single game is 33 against Troy in 1991 and versus LSU in 1994.

Teams with 19+ assists in 10+ games this season

Purdue (12)
 BYU (11)
Auburn
 Kansas
 TCU

Teams with 17+ assists in 14+ games this season

Kansas (18)

AuburnPurdue
Samford**Teams with 16+ assists in 15+ games this season**

Kansas (19)

AuburnBYU
Colorado State
Minnesota
Purdue
Utah State**WILLIAMS' PERFECT SHOOTING NIGHT AT VANDY**

» Jaylin Williams made all 12 of his shots in Auburn's win at Vanderbilt. He was 7-of-7 from the floor, 2-of-2 from 3-point range and 5-of-5 from the free-throw line for 21 points against the Commodores. He added eight rebounds, three assists, one block and one steal on the night.

» Williams scored 17 points in the first half on 5-of-5 shooting from the floor, including a pair of 3-pointers, and went 5-of-5 from the free-throw line. It marked a career high for points in the first half, topping his previous high of 16 points at Ole Miss in 2021.

» It was his second perfect shooting game of the season after he went 9-of-9 from the floor, 2-of-2 from deep and 1-of-1 from the free-throw line against Chattanooga. That performance put him one made field goal away from tying Charles Barkley's school record for the most made field goals without a miss when he went 10-of-10 against Georgia on Jan. 22, 1983.

» Williams had five 20-point games over a 10-game span earlier this season, during which he is averaged 15.8 points on 69.9 percent shooting from the floor, 51.9 from 3-point range and 82.4 from the free-throw line. His five 20-point games over that stretch are one more than he has in his other 117 career games.

» In SEC play, Williams is averaging 13.3 points and 6.1 rebounds and his 60.0 field-goal percentage in conference games would lead the league if he had enough field goals to qualify. In SEC games, he is also shooting 87.0 percent from the free-throw line, which is ninth in the SEC, and 41.2 percent from deep.

» Williams is one of four NCAA Division I players with multiple games of 7-of-7 or better from the field this season and one of eight players to have such a game against a power conference opponent.

» He played in his 127th career game at Mississippi State on Jan. 27, which moved him past Chuck Person and tied him with Daymeon Fishback for ninth in program history in games played. With his next game played, he will tie Doc Robinson, Mamadou N'diaye and Chris Morris for sixth all-time at Auburn.

Players with multiple games of 7-of-7 from the floor this season

| Player | School | Games |
|------------------------|--------------------|----------|
| Jonathan Mogbo | San Francisco | 3 |
| Jaylin Williams | Auburn | 2 |
| William Kyle | South Dakota State | 2 |
| Devin Tillis | UC Irvine | 2 |

Players with a game of 7-of-7 from the floor against a power conference opponent this season

| Player | School | Opponent | FG-FGA |
|--------------------------|------------------|-------------------|------------|
| Brandon Huntley-Hatfield | Louisville | Kentucky | 8-8 |
| Lynn Kidd | Virginia Tech | Miami (Fla.) | 8-8 |
| Jaylin Williams | Auburn | Vanderbilt | 7-7 |
| Cameron Corhen | Florida State | Miami (Fla.) | 7-7 |
| Brandon Garrison | Oklahoma State | Baylor | 7-7 |
| Vladislav Goldin | Florida Atlantic | Virginia Tech | 7-7 |
| Isaac Jones | Washington State | Colorado | 7-7 |

FRESHMAN PHENOM

» Freshman Aden Holloway has made a 3-pointer in 17-of-20 games this season including a streak of 11-straight contests, which ended last Wednesday at Alabama. Auburn is 15-2 when Holloway makes a 3-pointer.

» Over his last 16 games, he has totaled 46 assists and just 13 turnovers for a 3.54 assist-to-turnover ratio, and he has more assists than turnovers in all but four games this season, and he had an even assist-to-turnover ratio in three other contests.

» He is one of two NCAA Division I freshmen averaging 9.5 points, 3.2 assists and making at least 2.0 3-pointers per game and shooting at least 78.0 percent from the free-throw line this season.

» Holloway has eight double-figure scoring games and four games with four-plus 3-pointers this season. He is tied for 22nd nationally and second among all NCAA Division I freshmen and third among all SEC players with a 3.15 assist-to-turnover ratio. Additionally, he is 14th in the SEC in 3-pointers made per game at 2.05.

» In 12 games against power conference opponents, Holloway is averaging 10.4 points and 2.8 assists and is shooting 28-of-72 (38.9%) from 3-point range.

» Holloway became the 15th different freshman to start a game for Auburn in Bruce Pearl's 10 seasons as the Tigers' head coach. Auburn is 15-2 with Holloway in the starting lineup. Jabari Smith leads all Auburn freshmen under Pearl with 34 starts in 2021-22. The group has combined to start 273 games.



Freshman Starters Under Bruce Pearl

| Player | Season | Starts |
|----------------------|----------------|-----------|
| Jabari Smith | 2021-22 | 34 |
| Mustapha Heron | 2016-17 | 32 |
| Jared Harper | 2016-17 | 30 |
| Isaac Okoro | 2019-20 | 28 |
| JT Thor | 2020-21 | 27 |
| Danjel Purifoy | 2016-17 | 25 |
| Austin Wiley | 2016-17 | 22 |
| Horace Spencer | 2015-16 | 18 |
| Aden Holloway | 2023-24 | 17 |
| Sharife Cooper | 2020-21 | 12 |
| Bryce Brown | 2015-16 | 11 |
| Justin Powell | 2020-21 | 7 |
| TJ Lang | 2014-15 | 6 |
| Allen Flanigan | 2019-20 | 3 |
| Anfernee McLemore | 2016-17 | 1 |

Freshman Starts By Season Under Pearl

| Season | Starts |
|----------------|-----------|
| 2014-15 | 6 |
| 2015-16 | 29 |
| 2016-17 | 110 |
| 2017-18 | 0 |
| 2018-19 | 0 |
| 2019-20 | 31 |
| 2020-21 | 46 |
| 2021-22 | 34 |
| 2022-23 | 0 |
| 2023-24 | 17 |

Power Conference Freshmen averaging 9.5 ppg, 3.2 apg, making 2.0 3PT per game and shooting 78.0% from FT line

| Player | School | PPG | APG | 3FGM/G | FT% |
|----------------------|---------------|------------|------------|------------|-------------|
| Reed Sheppard | Kentucky | 11.5 | 4.1 | 2.2 | 81.8 |
| Aden Holloway | Auburn | 9.5 | 3.2 | 2.1 | 78.9 |

Most 3-pointers made by a freshman in Auburn History

| Player | Season | 3PT FGM |
|-------------------------|----------------|-----------|
| 1. Jabari Smith | 2021-22 | 79 |
| 2. Bryce Brown | 2015-16 | 78 |
| 3. Ronnie Battle | 1989-90 | 64 |
| 4. Toney Douglas | 2004-05 | 62 |
| 5. Danjel Purifoy | 2016-17 | 59 |
| 6. Daymeon Fishback | 1996-97 | 57 |
| 7. Jared Harper | 2016-17 | 54 |
| 8. Scott Pohlman | 1997-98 | 53 |
| 9. Mustapha Heron | 2016-17 | 44 |
| 10. Tahj Shamsid-Deen | 2013-14 | 43 |
| -- Aden Holloway | 2023-24 | 41 |

WILLIAMS WINNINGEST PLAYER IN PROGRAM HISTORY

» After graduating with a bachelor's degree in kinesiology in May, Jaylin Williams chose to come back for his fifth and final year on The Plains. Last season, he was the team's third-leading scorer (11.2 ppg) and third-leading rebounder (4.7 rpg) in 2022-23.

» With the Tigers' win over Southeastern Louisiana on Nov. 10 at Neville Arena, Williams became the winningest player in program history with 88 career (and now 103) victories to date. He was previously tied with former Tigers Allen Flanagan (2019-23), Anfernee McLemore (2016-20) and Scott Pohlman (1997-2001).

» Entering the season with 107 career games played, he needs to appear in 20 games this season to crack Auburn's career games played list and is now seven games (127) behind Frankie Sullivan's record of 134 games played from 2009-13.

ALL-TIME WINNINGEST AUBURN PLAYERS (minimum 90 career games played)

| | |
|--|------------|
| 1. Jaylin Williams (2019-Present) | 103 |
| 2T. Allen Flanagan (2019-23) | 87 |
| 2T. Anfernee McLemore (2016-20) | 87 |
| 2T. Scott Pohlman (1997-01) | 87 |
| 5T. Doc Robinson (1996-00) | 85 |
| 5T. Daymeon Fishback (1996-00) | 85 |
| 5T. Mamadou N'Diaye (1996-00) | 85 |
| 8. Mack McGadney (1998-02) | 83 |
| 9. Chuck Person (1982-86) | 79 |
| 10. Marquis Daniels (1999-03) | 76 |

DOMINATING NON-CONFERENCE FOES

» Auburn owns an 95-25 (.792) winning record in regular-season games against non-conference opponents under Coach Pearl. The Tigers lead the SEC, with a .853 winning percentage (81-14 record) in regular-season non-conference games over the last seven-plus seasons.

| Team | 2016-17 | 2017-18 | 2018-19 | 2019-20 | 2020-21 | 2021-22 | 2022-23 | 2023-24 | Total |
|----------------|------------|-------------|-------------|-------------|------------|-------------|-------------|-------------|---------------------|
| Auburn | 6-2 | 12-1 | 11-2 | 13-0 | 6-3 | 12-1 | 10-3 | 11-2 | 81-14 (.853) |
| Arkansas | 11-2 | 11-2 | 9-4 | 12-1 | 12-3 | 11-2 | 11-2 | 9-4 | 86-20 (.811) |
| Miss. State | 9-3 | 12-1 | 12-1 | 9-4 | 10-5 | 9-4 | 12-1 | 11-2 | 84-21 (.800) |
| Tennessee | 8-5 | 10-2 | 12-1 | 8-5 | 8-2 | 9-3 | 11-2 | 10-3 | 76-23 (.768) |
| Kentucky | 10-3 | 11-2 | 11-2 | 10-3 | 1-7 | 11-2 | 9-4 | 10-2 | 73-25 (.745) |
| LSU | 8-4 | 9-3 | 10-3 | 9-4 | 8-4 | 12-1 | 11-2 | 8-5 | 75-26 (.743) |
| Georgia | 9-4 | 9-3 | 9-4 | 10-3 | 7-1 | 5-8 | 10-3 | 10-3 | 69-29 (.704) |
| Ole Miss | 9-4 | 7-6 | 10-3 | 9-4 | 6-4 | 9-4 | 8-5 | 13-0 | 71-30 (.703) |
| Texas A&M | 8-4 | 11-2 | 7-5 | 6-6 | 6-2 | 11-2 | 8-5 | 9-4 | 66-30 (.688) |
| Florida | 10-3 | 9-4 | 8-5 | 8-5 | 6-3 | 10-3 | 7-6 | 10-3 | 68-32 (.680) |
| Alabama | 7-5 | 9-4 | 9-4 | 8-5 | 10-5 | 10-3 | 10-3 | 8-5 | 71-34 (.676) |
| Missouri | 5-7 | 10-3 | 9-3 | 8-5 | 8-2 | 6-7 | 12-1 | 8-5 | 66-33 (.667) |
| South Carolina | 10-3 | 9-4 | 5-8 | 8-5 | 2-3 | 9-3 | 7-6 | 12-1 | 62-33 (.653) |
| Vanderbilt | 7-6 | 6-7 | 9-4 | 8-5 | 6-3 | 8-4 | 7-6 | 4-8 | 56-43 (.566) |

Year-by-Year Regular-Season Record vs. Non-Conference Opponents Under Bruce Pearl

| | |
|---------|------|
| 2014-15 | 8-5 |
| 2015-16 | 6-6 |
| 2016-17 | 6-2 |
| 2017-18 | 12-1 |
| 2018-19 | 11-2 |
| 2019-20 | 13-0 |
| 2020-21 | 6-3 |
| 2021-22 | 12-1 |
| 2022-23 | 10-3 |
| 2023-24 | 11-2 |

Totals **95-25 (.792)**

FIVE 1,000-CAREER POINT SCORERS

» Auburn is amongst elite company with five 1,000 point scorers on its roster this season. The NCAA compiles a comprehensive list of teams who have multiple 1,000-point scorers on the roster including those who played at any NCAA institution (Division I, II and III) or at the junior college level.

» St. John's (N.Y.) currently boasts six 1,000 point scorers on its roster, while TCU and Auburn are tied for second most in the country with 5. Conference foe Missouri also has five on its roster, but two players carried over career points from their respective JUCO careers.

» K.D. Johnson (Georgia-Auburn combined) and Jaylin Williams both entered the 1,000 Career Point Club against Alabama State on Dec. 22 and have tabulated 1,073 and 1,125 career points to date. Johni Broome (1,765), Chaney Johnson (1,273) and Denver Jones (1,095) reached that same milestone in their combined Morehead State-Auburn, UAH-Auburn and FIU-Auburn careers respectively.

» Williams became the 39th player in program history to gain entrance into the 1,000-Career Point Club – the first in five years since Bryce Brown (8th, 1,673) and Jared Harper (13th, 1,227) did so during their senior campaigns that ended in the 2019 national semifinals. He needs 71 points to move into the Top 25.

2024 SIGNING CLASS

The Tigers signed two top recruits in the early signing period - five-star Tahaad Pettiford and Jahki Howard.

Rated the No. 2 point guard and No. 21 overall player in the Class of 2024 by 247 Sports, Pettiford played AAU basketball for New Heights Lightning on the EYBL circuit, shooting 33.5 percent from the 3-point line and averaging 13.3 points per game. He burst onto the scene over the summer as one of the best scoring guards in the country.

One of the most athletic players in his class, Howard is a four-star recruit rated No. 85 overall and No. 20 at his position by 247 Sports. Known as the best dunker in high school basketball going viral on social media, he is currently averaging 15.9 points, 5.3 rebounds, 1.4 assists, 1.9 steals and 0.5 blocks per game in the preseason for Overtime Elite.

Tahaad Pettiford, G, 5-10, 175, Jersey City, N.J. (Hudson Catholic Regional High School)

"Tahaad is a very unique player. He is a gifted scorer with an unlimited range. Instant offense. He has tremendous speed, quickness and athletic jumping ability. Tahaad is a very tough cover and uses that athleticism to be a pest defensively. (Assistant Coach) Ira Bowman did a tremendous job of identifying Tahaad very early on in the recruiting process and developed a close, trusting relationship. Tahaad will have a Pied Piper effect on our program. Guys will want to play with him." - Head Coach Bruce Pearl

Jahki Howard, F, 6-6, 185, Boston, Mass. (Overtime Elite)

"Jahki is one of the most underrated prospects in the 2024 class. We've been watching and recruiting him since his freshman year - seeing so much growth, maturity and commitment to becoming great. His basketball IQ, his athleticism and his motor make him a great fit for our program." - Head Coach Bruce Pearl

ON BOARD

» Junior transfer Chaney Johnson pulled down 11 rebounds off the bench against Southeastern Louisiana on Nov. 10. He is the ninth player in Bruce Pearl's 10 seasons at Auburn to grab at least 11 boards in a game as a reserve and the first since Jaylin Williams had 11 rebounds versus Texas A&M on Feb. 12, 2022. For the season, Johnson is fourth on the team averaging 3.5 boards per game.

| Date | Player | Opponent | Rebounds |
|----------------------|-----------------------|-------------------------------|-----------|
| Nov. 14, 2018 | Horace Spencer | Mississippi College | 17 |
| Nov. 29, 2017 | Anfernee McLemore | Dayton | 13 |
| Dec. 22, 2015 | Cinmeon Bowers | New Mexico | 12 |
| Feb. 27, 2016 | Tyler Harris | Alabama | 12 |
| Nov. 26, 2020 | Jaylin Williams | Saint Joesph's | 11 |
| March 5, 2016 | Cinmeon Bowers | Mississippi State | 11 |
| Jan. 31, 2017 | Anfernee McLemore | Tennessee | 11 |
| Feb. 12, 2022 | Jaylin Williams | Texas A&M | 11 |
| Nov. 10, 2023 | Chaney Johnson | Southeastern Louisiana | 11 |

NOT NEW KIDS ON THE BLOCK

» Senior center Dylan Cardwell tied a career high with a game-high five blocks against LSU on Jan. 13 and Baylor on Nov. 7, the most blocks by an Auburn player this season next to Johni Broome's 10 at Alabama on Jan. 24. Cardwell previously set his career high against South Florida and George Mason in 2022. He is currently fourth in the SEC averaging 1.45 blocks per game.

» Auburn is the only SEC team with two of the Top 9 shot blockers in the league. The Tigers matched their season-high of 10 shots in the season opener versus Baylor at Alabama.

» AU has blocked at least five shots in 17-of-20 games this season, including the last 12 games, and is 14-3 in those games.

» Johni Broome has blocked a shot in 14 of the last 15 games including 10-straight games from Nov. 29-Jan. 9. That stretch also includes 11 multi-block games during that time. He is second in the SEC averaging 2.10 blocks per game this season.

ELITE IN THE SEC

» Auburn is tied with Tennessee with a .723 winning percentage and 159 victories over the last six-plus seasons. The Tigers have also won the second-most SEC Championship titles (3) and second-most NCAA Tournament games (7) in that span behind Alabama's four titles and Arkansas' eight NCAA Tournament victories.

| Team | 2017-18 | 2018-19 | 2019-20 | 2020-21 | 2021-22 | 2022-23 | 2023-24 | Total |
|-------------------|-------------|--------------|-------------|--------------|-------------|--------------|-------------|---------------|
| Auburn | 26-8 | 30-10 | 25-6 | 13-14 | 28-6 | 21-13 | 16-4 | 159-61 |
| Tennessee | 26-9 | 31-6 | 17-14 | 18-9 | 27-8 | 25-11 | 15-4 | 159-61 |
| Kentucky | 26-11 | 30-7 | 25-6 | 9-16 | 28-8 | 22-12 | 15-4 | 155-64 |
| Arkansas | 23-12 | 18-16 | 20-12 | 25-7 | 28-9 | 22-14 | 10-10 | 146-80 |
| Alabama | 20-16 | 18-16 | 16-15 | 26-7 | 19-14 | 31-6 | 14-6 | 144-80 |
| Mississippi State | 25-12 | 23-11 | 20-11 | 18-15 | 18-16 | 21-13 | 14-6 | 139-84 |
| LSU | 18-15 | 28-7 | 21-10 | 19-10 | 22-12 | 14-19 | 11-9 | 133-82 |
| Florida | 21-13 | 20-16 | 19-12 | 15-10 | 20-14 | 16-17 | 14-6 | 125-88 |
| Texas A&M | 22-13 | 14-18 | 16-14 | 8-10 | 27-13 | 25-10 | 12-8 | 124-86 |
| Missouri | 20-13 | 15-17 | 15-16 | 16-10 | 12-21 | 25-10 | 8-12 | 111-99 |
| Ole Miss | 12-20 | 20-13 | 15-17 | 16-12 | 13-19 | 12-21 | 17-3 | 105-105 |
| South Carolina | 17-16 | 16-16 | 18-13 | 6-15 | 19-13 | 11-21 | 16-3 | 103-97 |
| Georgia | 18-15 | 11-21 | 16-16 | 14-12 | 6-26 | 16-16 | 14-6 | 95-112 |
| Vanderbilt | 12-20 | 9-23 | 11-21 | 9-16 | 19-17 | 22-15 | 5-14 | 87-126 |

PEARL MOVING UP IN CAREER COACHING WINS AT AUBURN

» Auburn's win over UNC Asheville in Huntsville on Dec. 13 was Bruce Pearl's 900th career game overall and 180th victory at Auburn. After the Tigers beat LSU on Jan. 13, he moved into second on Auburn's all-time career coaching wins list ahead of former head coach Cliff Ellis, who went 186-125 from 1994-95 to 2003-04.

» Pearl is in his 10th season as Auburn's head coach with a 189-114 record on The Plains. In the team's season opener, he surpassed Sonny Smith, who led Auburn to a 173-154 mark in 11 seasons from 1978-89, for third all-time in program history. Joel Eaves leads the way with 213 wins from 1949-63.

| COACH | SEASONS | YEARS | RECORD |
|-----------------------|-----------|---------------------------|----------------|
| 1. Joel Eaves | 14 | 1949-50 to 1962-63 | 213-100 |
| 2. Bruce Pearl | 10 | 2014-15 to Present | 189-114 |
| 3. Cliff Ellis | 10 | 1994-95 to 2003-04 | 186-125 |
| 4. Sonny Smith | 11 | 1978-79 to 1988-89 | 173-154 |
| 5. Bill Lynn | 10 | 1963-64 to 1972-73 | 130-124 |

RETURNING PRODUCTION

» Auburn returns 58.1 percent of its minutes, 60.2 percent of its scoring and 61.3 percent of its rebounding from last season. The Tigers return five of their Top 7 scorers – three of the five players, who averaged 20 minutes per game, and three of five players, who recorded at least 100 rebounds last season.

JOHNSON ENDS LAST SEASON ON HOT STREAK

» Last season, K.D. Johnson shot 16-of-29 (55.2%) from 3-point range over the last nine games shooting 25.3 percent (20-of-79) from long range in the first 24 games. Johnson averaged 10.6 points over the last nine contests of the season.

AUBURN vs. THE TOP 25

» Auburn is 78-224 against AP Top 25 teams all-time including 19-28 under Bruce Pearl. The Tigers set a program record with six wins against ranked opponents during the 2018-19 season including five straight from the SEC Championship through their run to the Final Four. Additionally, Auburn is 109-33 as a ranked team in the Pearl Era (.768).

WELCOME TO AUBURN'S BLOCK PARTY

» Auburn is the only team that has finished in the Top 25 in the country in blocked shots per game in each of the previous seven seasons. No other team has finished in the Top 25 in blocks per game in more than five seasons over that stretch. The Tigers have blocked a nation-best 1,407 shots (5.6 ppg) since the start of the 2016-17 season.

» The Tigers are averaging 5.9 blocks per game this season, which is ranked No. 7 nationally. AU is also fifth in the country with a 10.1 block percentage according to teamrankings.com.

» Auburn has recorded 5+ blocked shots in 12-straight games, which is the Tigers' longest such streak since a 17-game stretch during the 2021-22 season.

MOST SEASONS IN TOP 25 IN BLOCKS PER GAME OVER THE LAST SEVEN SEASONS

1. Auburn - 7

- 2T. Connecticut - 5
- 2T. Michigan State - 5
- 2T. Washington - 5
- 5T. Duke - 4
- 5T. Florida State - 4
- 5T. Kentucky - 4
- 5T. Marshall - 4
- 5T. Syracuse - 4
- 5T. USC - 4

MOST BLOCKS IN DIVISION I SINCE THE START OF 2016-17 SEASON

| Team | Blocks |
|----------------|--------------|
| Auburn | 1,407 |
| Duke | 1,369 |
| Michigan State | 1,272 |
| Arkansas | 1,256 |
| UConn | 1,252 |

| Season | BPG | DI Rank |
|----------------|------------|--------------|
| 2023-24 | 5.9 | No. 7 |
| 2022-23 | 5.1 | No. 12 |
| 2021-22 | 8.0 | No. 1 |
| 2020-21 | 6.0 | No. 1 |
| 2019-20 | 4.9 | No. 21 |
| 2018-19 | 4.8 | No. 22 |
| 2017-18 | 5.3 | No. 14 |
| 2016-17 | 5.1 | No. 22 |

TIGERS ADD 3-POINT SHOOTERS

» After finishing 12th in the SEC shooting 31.4 percent from 3-point range last season, Auburn added three transfers who can shoot it from long range.

| Player | Season | School | 3FGM | 3FGA | 3FG% |
|------------------------|---------------|--------------------------|------------|------------|-------------|
| Chad Baker-Mazara | 2020-21 | Duquesne | 25 | 60 | .417 |
| | 2021-22 | San Diego State | 22 | 56 | .393 |
| | 2022-23 | NW Florida State College | 67 | 143 | .469 |
| | Totals | | 114 | 259 | .440 |
| Denver Jones | 2020-21 | Garden City CC | 36 | 90 | .400 |
| | 2021-22 | FIU | 49 | 142 | .345 |
| | 2022-23 | FIU | 58 | 158 | .367 |
| | Totals | | 143 | 390 | .367 |
| Chaney Johnson | 2020-21 | UAH | 11 | 28 | .393 |
| | 2021-22 | UAH | 32 | 69 | .464 |
| | 2022-23 | UAH | 24 | 83 | .289 |
| | Totals | | 67 | 180 | .372 |
| Combined Totals | | | 324 | 829 | .391 |

MR. DOUBLE-DOUBLE

» Junior big man Johni Broome recorded his eighth double-double of the season with 25 points and 14 rebounds at Alabama, which is tied for the most the SEC with Florida's Tyrese Samuel. It was his second double-double in SEC play after posting 15 points and 12 rebounds at Vanderbilt on Jan. 17.

» Broome has recorded 54 career double-doubles (18 of those at Auburn). His 30-point, 13-rebound outing versus Virginia Tech on Nov. 29, was the first 30-point/10-rebound game by an Auburn player since Mustapha Heron had 31 points and 10 rebounds vs. Winthrop on Nov. 24, 2017. He was one of 20 NCAA Division I players to record a double-double in each of his team's first two games this season.

» Broome has scored in double figures in 11-straight games, averaging 16.2 points on 57.1 percent shooting, 8.7 rebounds and 2.7 blocks per game over that period. All 24 points he scored in Auburn's first two SEC games this season came in the second half. Broome is 26-of-32 (.813) from the foul line over the last eight games.

JOHNI BROOME'S CAREER DOUBLE-DOUBLES BY SEASON

2020-21: 13*

2021-22: 23*

2022-23: 10

2023-24: 8

*at Morehead State

ACTIVE NCAA DIVISION I CAREER DOUBLE-DOUBLE LEADERS

| Player | School | Double-Doubles | Games Played |
|---------------------|----------------|----------------|--------------|
| Armando Bacot | North Carolina | 76 | 152 |
| Norchad Omier | Miami (Fla.) | 61 | 108 |
| Enrique Freeman | Akron | 59 | 117 |
| Fardaws Aimaq | California | 57 | 114 |
| Johni Broome | Auburn | 54 | 117 |

30-point games in the SEC this season

| Date | Player | School | Points | Opponent |
|--------------|---------------------|---------------|-----------|----------------------|
| 1/16 | Wade Taylor IV | Texas A&M | 41 | Arkansas |
| 1/16 | Dalton Knecht | Tennessee | 39 | Florida |
| 11/29 | Dalton Knecht | Tennessee | 37 | North Carolina |
| 1/20 | Tamar Bates | Missouri | 36 | Florida |
| 1/13 | Dalton Knecht | Tennessee | 36 | Georgia |
| 1/27 | RJ Melendez | Georgia | 35 | Florida |
| 1/16 | Tramon Mark | Arkansas | 35 | Texas A&M |
| 12/9 | Mark Sears | Alabama | 35 | Purdue |
| 11/24 | Wade Taylor IV | Texas A&M | 35 | Florida Atlantic |
| 1/20 | Jabri Abdur-Rahim | Georgia | 34 | Kentucky |
| 11/24 | Tramon Mark | Arkansas | 34 | North Carolina |
| 12/16 | Wade Taylor IV | Texas A&M | 34 | Houston |
| 12/16 | Jordan Wright | LSU | 33 | Texas |
| 12/30 | Keyon Menifield | Arkansas | 32 | UNCW |
| 1/13 | Wade Taylor IV | Texas A&M | 31 | Kentucky |
| 1/9 | Mark Sears | Alabama | 31 | South Carolina |
| 1/27 | Wade Taylor IV | Texas A&M | 30 | Ole Miss |
| 12/21 | Antonio Reeves | Kentucky | 30 | Louisville |
| 11/29 | Johni Broome | Auburn | 30 | Virginia Tech |

30-point/10-rebound/3-block games in NCAA Division I this season

| Date | Player | School | Points/Rebounds/Blocks | Opponent |
|--------------|---------------------|-------------------|------------------------|----------------------|
| 1/11 | Saint Thomas | Northern Colorado | 37/14/3 | Montana |
| 12/1 | Zach Edey | Purdue | 35/14/3 | Northwestern |
| 11/10 | Isaiah Cozart | Eastern Kentucky | 33/14/4 | Wilberforce |
| 1/24 | Carlton Liguand | UTSA | 31/10/3 | Tulane |
| 1/16 | PJ Hall | Clemson | 31/17/3 | Georgia Tech |
| 11/6 | Quinten Post | Boston College | 31/11/4 | Fairfield |
| 11/14 | Great Osobor | Utah State | 31/10/3 | Southern Utah |
| 11/29 | Johni Broome | Auburn | 30/13/3 | Virginia Tech |
| 12/9 | Tymu Chenery | Binghamton | 31/12/4 | Le Moyne |
| 12/19 | Jalyn McCreary | Mercer | 30/12/3 | Queens (N.C.) |
| 1/13 | Zach Edey | Purdue | 30/20/3 | Penn State |
| 1/20 | Zach Edey | Purdue | 30/18/4 | Iowa |

PLAYER NOTES

0

K.D. JOHNSON

| | GP-GS | PPG | RPG | FG% | FT% |
|---------|--------|------|-----|------|------|
| 2023-24 | 20-1 | 7.4 | 2.0 | .377 | .800 |
| Career | 103-32 | 10.4 | 2.4 | .390 | .699 |

Sr. | G | 6-0 | 190 | Atlanta, Ga. | Georgia

- Averaging 7.4 ppg off the bench. • Leads the team in steals this season (26).
- Made his 32nd career start vs. MSU - the first since AU's 2021-22 campaign.
- Known for his "Many Faces of K.D." and his energy on the court.

| Career Highs | |
|--------------|--------|
| Pts | 27 |
| Reb | 8 |
| Ast | 7 |
| Stl | 5 (2x) |
| Min | 37 |

1

ADEN HOLLOWAY

| | GP-GS | PPG | RPG | FG% | FT% |
|---------|-------|-----|-----|------|------|
| 2023-24 | 20-17 | 9.5 | 1.5 | .326 | .789 |
| Career | 20-17 | 9.5 | 1.5 | .326 | .789 |

Fr. | G | 6-1 | 178 | Charlotte, N.C. | Prolific Prep

- Team's floor general with a 3.15 assist-to-turnover ratio (63-20).
- Eight double-digit games this season including two in SEC play.
- Auburn's sixth-ever McDonald's High School All-American.

| Career Highs | |
|--------------|---------|
| Pts | 24 |
| Reb | 5 |
| Ast | 6 (3x) |
| Stl | 3 |
| Min | 26 (2x) |

2

JAYLIN WILLIAMS

| | GP-GS | PPG | RPG | FG% | FT% |
|---------|--------|------|-----|------|------|
| 2023-24 | 20-20 | 12.1 | 5.4 | .589 | .818 |
| Career | 127-80 | 8.9 | 3.9 | .506 | .761 |

Gr. | F | 6-8 | 245 | Nahunta, Ga. | Brantley County HS

- 71 points away from moving into the Top 25 of Auburn's career scoring list.
- Registered 10 points, 5 rebounds and 3 assists at Mississippi State.
- Winningest player in program history (103 career wins & counting).

| Career Highs | |
|--------------|---------|
| Pts | 24 (2x) |
| Reb | 11 (3x) |
| Ast | 4 |
| Stl | 4 |
| Min | 37 |

3

TRE DONALDSON

| | GP-GS | PPG | RPG | FG% | FT% |
|---------|-------|-----|-----|------|------|
| 2023-24 | 20-4 | 7.3 | 2.5 | .514 | .870 |
| Career | 52-4 | 4.3 | 1.8 | .461 | .721 |

So. | G | 6-3 | 210 | Tallahassee, Fla. | Florida St. Univ. School

- Currently leads the team averaging 3.3 assists per game and boasts a 2.36 assist-to-turnover ratio (66-to-28). • Made his fourth career start at Miss. State with 6 pts, 3 reb, 2 assists and 2 steals. • Major jump from Year 1 to Year 2.

| Career Highs | |
|--------------|--------|
| Pts | 15 |
| Reb | 7 (2x) |
| Ast | 7 |
| Stl | 4 |
| Min | 29 |

4

JOHNI BROOME

| | GP-GS | PPG | RPG | FG% | FT% |
|---------|---------|------|-----|------|------|
| 2023-24 | 20-19 | 15.7 | 8.7 | .561 | .636 |
| Career | 117-113 | 15.1 | 9.2 | .551 | .612 |

Jr. | F/C | 6-10 | 240 | Plant City, Fla. | Morehead State

- Preseason All-SEC First Team selection and John R. Wooden and Naismith POTY Award candidate. • On 11-game double-digit scoring streak. • Turned in team-high 14 points, 7 rebounds, 2 assists and 3 blocks at Mississippi State.

| Career Highs | |
|--------------|---------|
| Pts | 32 |
| Reb | 18 (2x) |
| Ast | 5 (3x) |
| Stl | 4 |
| Min | 37 |

5

CHRIS MOORE

| | GP-GS | PPG | RPG | FG% | FT% |
|---------|--------|-----|-----|------|------|
| 2023-24 | 20-20 | 2.7 | 1.3 | .419 | .789 |
| Career | 101-36 | 2.7 | 1.8 | .483 | .693 |

Sr. | F | 6-6 | 220 | West Memphis, Ark. | West Memphis HS

- One of two players to play and start in all 20 games of season next to Jaylin Williams. • Played in his 100th career game against in-state rival Alabama.
- Major vocal presence on the team in the locker room and on the floor.

| Career Highs | |
|--------------|---------|
| Pts | 16 |
| Reb | 7 |
| Ast | 5 |
| Stl | 3 (2x) |
| Min | 25 (2x) |

10

CHAD BAKER-MAZARA

| | GP-GS | PPG | RPG | FG% | FT% |
|---------|-------|-----|-----|------|------|
| 2023-24 | 20-0 | 9.0 | 3.0 | .429 | .867 |
| Career | 66-13 | 7.9 | 2.5 | .428 | .865 |

Jr. | G/F | 6-7 | 180 | Santo Domingo, DR | NW Florida State College

- Grabbed six rebounds including one on the offensive glass at Miss. State.
- One of the Top 100 JUCO transfers in the country (No. 13).
- Fourth on the team in scoring (9.0 ppg) and fifth in rebounding (3.0 rpg).

| Career Highs | |
|--------------|----|
| Pts | 23 |
| Reb | 7 |
| Ast | 6 |
| Stl | 5 |
| Min | 34 |

12

DENVER JONES

| | GP-GS | PPG | RPG | FG% | FT% |
|---------|-------|------|-----|------|------|
| 2023-24 | 20-18 | 7.1 | 2.1 | .372 | .923 |
| Career | 79-53 | 13.9 | 3.3 | .430 | .875 |

Jr. | G | 6-4 | 205 | New Market, Ala. | FIU

- Registered 8 points and 2 assists in 20 minutes of action at Mississippi State.
- Ranked No. 25 nationally last season averaging 20.1 points per game at FIU.
- 2023 All-Conference USA First Team. • Rated No. 26 transfer in the country.

| Career Highs | |
|--------------|--------|
| Pts | 30 |
| Reb | 13 |
| Ast | 6 (3x) |
| Stl | 4 (6x) |
| Min | 47 |

20

CARTER SOBERA

| | GP-GS | PPG | RPG | FG% | FT% |
|---------|-------|-----|-----|------|------|
| 2023-24 | 9-0 | 0.0 | 0.2 | .000 | .000 |
| Career | 16-0 | 0.2 | 0.4 | .500 | .333 |

Sr. | G | 6-5 | 210 | Birmingham, Ala. | Mountain Brook HS

- Awarded scholarship spot after the team's win over LSU on Jan. 13.
- Two-Time SEC Academic Honor Roll and NABC Honors Court student.
- Former walk-on who played HS basketball with teammate Lior Berman.

| Career Highs | |
|--------------|--------|
| Pts | 3 |
| Reb | 2 |
| Ast | |
| Stl | 1 |
| Min | 2 (3x) |

23

ADDARIN SCOTT

| | GP-GS | PPG | RPG | FG% | FT% |
|---------|-------|-----|-----|-------|-------|
| 2023-24 | 10-0 | 0.4 | 0.5 | 1.000 | 1.000 |
| Career | 10-0 | 0.4 | 0.5 | 1.000 | 1.000 |

Jr. | F | 6-9 | 207 | Dallas, Texas | Navarro College

- Goes by the nickname, AD. • One of the Top 100 JUCO transfers in the country (No. 54). • Has played in 10 games this season as a reserve. • Scored his first career NCAA Division I field goal and made two blocks vs. Ole Miss.

| Career Highs | |
|--------------|--------|
| Pts | 2 (2x) |
| Reb | 2 (2x) |
| Ast | 1 |
| Stl | |
| Min | 2 (2x) |

24

LIOR BERMAN

| | GP-GS | PPG | RPG | FG% | FT% |
|---------|-------|-----|-----|------|------|
| 2023-24 | 19-0 | 1.4 | 1.3 | .348 | .583 |
| Career | 77-0 | 1.7 | 0.9 | .384 | .579 |

Gr. | G | 6-4 | 210 | Birmingham, Ala. | Mountain Brook HS

- Played the last four years and worked his way up from walk-on to consistently being in the rotation. • Has seen action in 19 games avg. 6.3 min.
- Graduated summa cum laude w/ a bachelor's degree in industrial design.

| Career Highs | |
|--------------|---------|
| Pts | 8 (4x) |
| Reb | 4 (2x) |
| Ast | 1 (12x) |
| Stl | 1 (13x) |
| Min | 19 |

31

CHANEY JOHNSON

| | GP-GS | PPG | RPG | FG% | FT% |
|---------|--------|------|-----|------|------|
| 2023-24 | 20-0 | 3.9 | 3.4 | .451 | .667 |
| Career | 107-66 | 11.9 | 4.9 | .534 | .738 |

Jr. | F | 6-7 | 220 | Alabaster, Ala. | Alabama-Huntsville

- Has played in all 20 games of the season avg. 15.1 minutes off the bench.
- One of the top NCAA Division II players in the country. • Named Gulf South Conference POTY in 2022-23. • Had 8 points and 2 rebounds at Miss. State.

| Career Highs | |
|--------------|---------|
| Pts | 35 |
| Reb | 12 (2x) |
| Ast | 6 |
| Stl | 4 |
| Min | 38 |

44

DYLAN CARDWELL

| | GP-GS | PPG | RPG | FG% | FT% |
|---------|-------|-----|-----|------|------|
| 2023-24 | 20-1 | 5.6 | 4.2 | .703 | .688 |
| Career | 113-2 | 3.9 | 3.6 | .712 | .533 |

Sr. | C | 6-11 | 255 | Augusta, Ga. | McEachern HS

- Graduated magna cum laude from AU's Harbert College of Business.
- Ranks 4th in the league in blocked shots per game (1.5) with 29 this season.
- Interned this summer with Athletes for Israel and was the team host for Kansas State and Arizona on both teams' foreign tour to Israel and UAE.
- With teammate Johni Broome, one of the most formidable front-court duos in the SEC and in the country - a complete unit.

| Career Highs | |
|--------------|---------|
| Pts | 12 (2x) |
| Reb | 10 |
| Ast | 4 |
| Stl | 4 |
| Min | 29 |


TV/RADIO ROSTER CHART



K.D. JOHNSON
G • 6-0 • 190 • Sr.
Atlanta, Ga.



ADEN HOLLOWAY
G • 6-1 • 178 • Fr.
Charlotte, N.C.



JAYLIN WILLIAMS
F • 6-8 • 245 • Gr.
Nahunta, Ga.



TRE DONALDSON
G • 6-3 • 200 • So.
Tallahassee, Fla.



JOHNI BROOME
F/C • 6-10 • 240 • Jr.
Plant City, Fla.




CHRIS MOORE
F • 6-6 • 220 • Sr.
West Memphis, Ark.



CHAD BAKER-MAZARA
G/F • 6-7 • 180 • Jr.
Santo Domingo, D.R.



DENVER JONES
G • 6-4 • 205 • Jr.
New Market, Ala.




CJ WILLIAMS
G • 6-2 • 175 • So.
Fayetteville, Ark.



PRESLEY PATTERSON
G • 5-11 • 180 • So.
Knoxville, Tenn.



CARTER SOBERA
G • 6-5 • 210 • Sr.
Birmingham, Ala.



BLAKE MUSCHALEK
G • 6-3 • 178 • Fr.
Dallas, Texas



REED TRAPP
G • 6-6 • 188 • So.
Muscle Shoals, Ala.



ADDARIN SCOTT
F • 6-9 • 207 • Jr.
Dallas, Texas



LIOR BERMAN
G • 6-4 • 210 • Gr.
Birmingham, Ala.



CHANAY JOHNSON
F • 6-7 • 220 • Jr.
Alabaster, Ala.




LUCAS CLANTON
G • 6-1 • 175 • Fr.
Shelbyville, Tenn.



HASTON ALEXANDER
C • 6-10 • 255 • So.
Tuscumbia, Ala.



DYLAN CARDWELL
C • 6-11 • 255 • Sr.
Augusta, Ga.



JALEN HARPER
G • 6-2 • 165 • Gr.
Mableton, Ga.

| No. | Name | Pos. | Ht. | Wt. | Cl. | Hometown (Last School) |
|-----|-------------------|------|------|-----|-----|--|
| 0 | K.D. Johnson | G | 6-0 | 190 | Sr. | Atlanta, Ga. (Georgia) |
| 1 | Aden Holloway | G | 6-1 | 178 | Fr. | Charlotte, N.C. (Prolific Prep) |
| 2 | Jaylin Williams | F | 6-8 | 245 | Gr. | Nahunta, Ga. (Brantley County HS) |
| 3 | Tre Donaldson | G | 6-3 | 200 | So. | Tallahassee, Fla. (Florida State Univ. School) |
| 4 | Johni Broome | F | 6-10 | 240 | Jr. | Plant City, Fla. (Morehead State) |
| 5 | Chris Moore | F | 6-6 | 220 | Sr. | West Memphis, Ark. (West Memphis HS) |
| 10 | Chad Baker-Mazara | G/F | 6-7 | 180 | Jr. | Santo Domingo, Dominican Republic (NW Florida State) |
| 12 | Denver Jones | G | 6-4 | 205 | Jr. | New Market, Ala. (FIU) |
| 13 | CJ Williams | G | 6-2 | 175 | So. | Fayetteville, Ark. (Fayetteville HS) |
| 14 | Presley Patterson | G | 5-11 | 180 | So. | Knoxville, Tenn. (Knoxville Catholic HS) |
| 20 | Carter Sobera | G | 6-5 | 210 | Sr. | Birmingham, Ala. (Mountain Brook HS) |
| 21 | Blake Muschalek | G | 6-3 | 178 | Fr. | Dallas, Texas (Trinity Christian Academy) |
| 22 | Reed Trapp | G | 6-6 | 188 | So. | Muscle Shoals, Ala. (Birmingham-Southern College) |
| 23 | Addarin Scott | F | 6-9 | 207 | Jr. | Dallas, Texas (Navarro College) |
| 24 | Lior Berman | G | 6-4 | 210 | Gr. | Birmingham, Ala. (Mountain Brook HS) |
| 31 | Chaney Johnson | F | 6-7 | 220 | Jr. | Alabaster, Ala. (UAH) |
| 33 | Lucas Clanton | G | 6-1 | 175 | Fr. | Shelbyville, Tenn. (Cascade HS) |
| 42 | Haston Alexander | C | 6-10 | 255 | So. | Tuscumbia, Ala. (Covenant Christian School) |
| 44 | Dylan Cardwell | C | 6-11 | 255 | Sr. | Augusta, Ga. (McEachern HS) |
| 55 | Jalen Harper | G | 6-2 | 165 | Gr. | Mableton, Ga. (Shelton State CC) |

Head Coach: Bruce Pearl (Boston College '82) - 10th Season

Associate Head Coach: Steven Pearl (Tennessee '10) - 10th Season

Assistant Coach: Ira Bowman (Penn '96) - Sixth Season

Assistant Coach: Corey Williams (Oklahoma State '02) - First Season

Assistant Coach: Chad Prewett (Troy State '94) - 10th Season

Assistant Coach/Offensive Coordinator: Mike Burgomaster (Miami '16) - Eighth Season

Director of Player Development: Marquis Daniels (Auburn '03) - Sixth Season

Director of Scouting and Recruiting: Ian Borders (Louisville '07) - Sixth Season

Director of Sports Performance: Damon Davis (Western Illinois '03) - 15th Season

Senior Athletic Trainer: Clark Pearson (Kentucky '96) - 15th Season

Executive Assistant to the Head Coach: Bridget Graba - 13th Season

Director of Operations: Maddux Jeffreys (Auburn '20) - Second Season

Director of Creative Content: Steven Leonard (Indiana '17) - Second Season

Chaplain: Jeremy Napier (West Virginia State '07) - Second Season

Graduate Assistant: Geoff Gray (Emerson College '19) - Second Season

Graduate Assistant: Bryant Smith - Second Season

PRONUNCIATION GUIDE

| | |
|-------------------|------------------------|
| HASTON Alexander | HAY-stun |
| Chad Baker-MAZARA | MUH-ZARR-UH (like car) |
| LIOR Berman | LEE-oar |
| JOHNI Broome | JUH-nye (like dye) |
| ADEN Holloway | AY-den |
| Blake MUSCHALEK | MOO-SHUH-lek |
| ADDARIN Scott | UH-Dare-IN |
| JAYLIN Williams | JAY-lyn |

WEEKLY SCHEDULE

| SUNDAY January 28 | MONDAY January 29 | TUESDAY January 30 | WEDNESDAY January 31 | THURSDAY February 1 | FRIDAY February 2 | SATURDAY February 3 |
|----------------------|--|--|---|---|---|--|
| OFF | Practice at 2:30 p.m. (practice gym) | BP Weekly Press Conference at 3:00 p.m. Practice at 3:45 p.m. (main) | Game Day vs. Vanderbilt 8:00 p.m. CT (Neville Arena) | Practice at 3:45 p.m. (practice gym or main floor) | BP Weekly Press Conference at 12:00 p.m. Practice at 1:15 p.m. (PG) | Game Day at Ole Miss 5:00 p.m. CT (The Pavilion at Ole Miss) |

HEAD COACH BRUCE PEARL



Auburn Head Coach Bruce Pearl is in his 10th season on The Plains.

He has guided the Tigers to 189 wins in 10 seasons, the program's first-ever No. 1 ranking in both national polls and a memorable run to the NCAA Final Four in 2019.

The three-time SEC Coach of the Year's accomplishments also include two Southeastern Conference regular-

season championships, one SEC Tournament championship and four NCAA Tournament berths with the Tigers.

Pearl currently ranks No. 13 among active NCAA Division I coaches in career wins (651) and No. 8 all-time among winningest SEC coaches with 334 career victories at Auburn and Tennessee combined.

During the 2022-23 season, the Tigers continued to make history finishing the season with a 21-13 overall record – the 11th-most wins in program history. Auburn has now turned in 20-win seasons in five of the last six years and is the second-winningest program in the SEC in that span.

Auburn was ranked a program-best 32-consecutive weeks in The Associated Press Top 25 Poll and as high as No. 11 in the country during the season. It was one of 10 schools to be ranked in the AP Top 25 throughout the 2022 calendar year.

For the third-consecutive school year, the Tigers achieved a team GPA of 3.0 or higher and received the NABC Academic Excellence Award under Pearl.

Six Tigers have been drafted into the NBA and developed by Pearl and his coaching staff including All-Americans Jabari Smith (No. 3 overall in 2022) and Walker Kessler selected (No. 22 overall in 2022). Both are currently playing in the league along with Chuma Okeke (No. 16 overall in 2019), Isaac Okoro (No. 5 overall in 2020), JT Thor (No. 37 overall in 2021) and Sharife Cooper (No. 48 overall in 2021).

Pearl's teams have been just as successful off the court as Auburn has had 39 graduates since 2014 – the most in the SEC.

In 29 seasons as a head coach, he has guided his teams to the NCAA Tournament 21 times and a 651-260 (.715) winning record.

Pearl is the only head coach (football or men's basketball) in SEC history to lead two programs to a No. 1 national ranking (Auburn in 2022 and UT in 2008). Additionally, he is just one of three head coaches to take four programs (three at the Division I level) to the Sweet 16, joining Lon Kruger and Eddie Sutton.

Through the Bruce Pearl Family Foundation, he and his wife, Brandy, remain committed to giving back to those in Alabama, providing support to children and families facing challenging and life-altering illnesses through Children's Harbor.

In 2015-16, Pearl started AUTLIVE at Auburn to benefit patients in the state of Alabama in the fight against cancer. AUTLIVE also raises the awareness of cancer prevention and detection.

A native of Boston, Mass., Pearl graduated cum laude from Boston College in 1982 with a bachelor's degree in business administration. He is the proud father of four children, Jacqui, Steven, Leah and Michael, and enjoys spending time with his grandchildren.

CAREER HONORS

- Three-Time SEC Coach of the Year (2006, 2008 and 2022)
- Three-Time Horizon League Coach of the Year (2002, 2003 and 2005)
- Two-Time GLVC Coach of the Year (1993 and 1994)
- 2019 NCAA Final Four appearance
- 2009 Maccabi Games Gold Medalist (Team USA)
- 2008 Adolph Rupp Cup Award recipient
- 2006 Sporting News Coach of the Year
- 1995 NABC Division II Coach of the Year
- 1995 NCAA Division II National Championship

HEAD COACHING RECORD

| Year | School | Record | Postseason |
|---------------|------------------|-----------------------|-----------------------|
| 1992-93 | Southern Indiana | 22-7 | NCAA Region 3rd Place |
| 1993-94 | Southern Indiana | 28-4 | NCAA Runner-Up |
| 1994-95 | Southern Indiana | 29-4 | NCAA Champions |
| 1995-96 | Southern Indiana | 25-4 | NCAA Sweet 16 |
| 1996-97 | Southern Indiana | 23-5 | NCAA First Round |
| 1997-98 | Southern Indiana | 27-6 | NCAA Sweet 16 |
| 1998-99 | Southern Indiana | 26-6 | NCAA Sweet 16 |
| 1999-00 | Southern Indiana | 25-6 | NCAA Sweet 16 |
| 2000-01 | Southern Indiana | 26-4 | NCAA First Round |
| Total | | 231-46 | |
| 2001-02 | Milwaukee | 16-13 | - |
| 2002-03 | Milwaukee | 24-8 | NCAA First Round |
| 2003-04 | Milwaukee | 20-11 | NIT First Round |
| 2004-05 | Milwaukee | 26-6 | NCAA Sweet 16 |
| Total | | 86-38 | |
| 2005-06 | Tennessee | 22-8 | NCAA Second Round |
| 2006-07 | Tennessee | 24-11 | NCAA Sweet 16 |
| 2007-08 | Tennessee | 31-5 | NCAA Sweet 16 |
| 2008-09 | Tennessee | 21-13 | NCAA First Round |
| 2009-10 | Tennessee | 28-9 | NCAA Elite Eight |
| 2010-11 | Tennessee | 19-15 | - |
| Total | | 145-61 | |
| 2014-15 | Auburn | 15-20 | - |
| 2015-16 | Auburn | 11-20 | - |
| 2016-17 | Auburn | 6-14 # | - |
| 2017-18 | Auburn | 26-8 | NCAA Second Round |
| 2018-19 | Auburn | 30-10 | NCAA Final Four |
| 2019-20 | Auburn | 25-6 | (Canceled) |
| 2020-21 | Auburn | 13-14 | - |
| 2021-22 | Auburn | 26-6 % | NCAA Second Round |
| 2022-23 | Auburn | 21-13 | NCAA Second Round |
| 2023-24 | Auburn | 16-4 | - |
| Total | | 189-115 | |
| Career | | 651-260 (.715) | |

Denotes vacated games by the NCAA during the 2016-17 season

% Two wins credited to assistant coaches/then-acting head coaches Wes Flanigan and Steven Pearl during the 2021-22 season

TOP PERFORMANCES UNDER PEARL AT AUBURN

MOST POINTS TEAM

- 119, vs. Northwestern State (Nov. 27, 2015)
- 119, vs. Winthrop (Nov. 24, 2017)
- 117, vs. Coastal Carolina (Dec. 15, 2016)
- 116, vs. CSUN (Nov. 15, 2019)
- 109, vs. UConn (Nov. 24, 2021)
- 109, at South Carolina (Jan. 23, 2021)

MOST POINTS INDIVIDUAL

- 34, Bryce Brown vs. Dayton (Dec. 8, 2018)
- 33, Samir Doughty vs. CSUN (Nov. 15, 2019)
- 32, Samir Doughty at Tennessee (Mar. 7, 2020)
- 31, Jabari Smith vs. Vanderbilt (Feb. 16, 2022)
- 31, Bryce Brown vs. Norfolk State (Nov. 10, 2017)
- 31, Mustapha Heron vs. Winthrop (Nov. 24, 2017)
- 31, Jared Harper at UAB (Dec. 15, 2018)
- 30, Johni Broome vs. Virginia Tech (Nov. 29, 2023)**

MOST REBOUNDS TEAM

- 66, vs. Mississippi College (Nov. 14, 2018)
- 60, at Arkansas [OT] (Feb. 8, 2022)
- 60, vs. Alabama (Feb. 12, 2020)
- 56, vs. Saint Joseph's (Nov. 26, 2020)
- 53, vs. Winthrop (Nov. 15, 2022)

MOST REBOUNDS INDIVIDUAL

- 19, Walker Kessler at Arkansas [OT] (Feb. 8, 2022)
- 19, Cinmeon Bowers at Middle Tennessee (Dec. 12, 2015)
- 18, Johni Broome vs. Georgia (Feb. 1, 2023)
- 18, Cinmeon Bowers vs. Alabama (Jan. 19, 2016)
- 18, Cinmeon Bowers vs. Ole Miss (Feb. 20, 2016)
- 17, Cinmeon Bowers vs. Milwaukee (Nov. 14, 2014)
- 17, Cinmeon Bowers vs. Winthrop (Dec. 17, 2014)
- 17, Cinmeon Bowers vs. Mississippi State (Jan. 21, 2015)
- 17, Horace Spencer vs. Mississippi College (Nov. 14, 2018)
- 17, Austin Wiley vs. Alabama (Feb. 12, 2020)

MOST 3-POINTERS TEAM

- 22, vs. South Alabama (Dec. 4, 2020)
- 21, vs. Coastal Carolina (Dec. 15, 2016)
- 18, vs. South Alabama (Nov. 6, 2018)
- 18, vs. LSU (Feb. 8, 2020)
- 17, vs. Northwestern State (Nov. 27, 2015)
- 17, vs. Vanderbilt (Feb. 3, 2018)
- 17, vs. Arkansas (Feb. 20, 2019)
- 17, vs. North Carolina (Mar. 29, 2019)
- 17, vs. CSUN (Nov. 15, 2019)

MOST 3-POINTERS INDIVIDUAL

- 9, Bryce Brown at Arkansas (Feb. 17, 2016)
- 8, Kareem Canty at Middle Tennessee (Dec. 12, 2015)
- 8, Bryce Brown vs. South Carolina (Mar. 3, 2018)
- 8, Samir Doughty at Tennessee (Mar. 7, 2020)
- 7, Jabari Smith vs. Vanderbilt (Feb. 16, 2022)
- 7, KT Harrell vs. Coastal Carolina (Dec. 5, 2014)
- 7, Bryce Brown at Ole Miss (Jan. 9, 2019)
- 7, Bryce Brown vs. Kansas (Mar. 23, 2019)
- 7, Justin Powell vs. South Alabama (Dec. 4, 2020)

MOST FT MADE TEAM

- 36, vs. Missouri (Jan. 26, 2021)
- 33, vs. UConn (Nov. 24, 2021)
- 33, vs. Kentucky (Feb. 1, 2020)
- 31, vs. Arkansas (Feb. 10, 2015)
- 31, at Arkansas - Feb. 27, 2018)

MOST FT MADE INDIVIDUAL

- 18, Sharife Cooper vs. Missouri (Jan. 26, 2021)
- 15, KT Harrell vs. Georgia (Mar. 3, 2015)
- 15, Jared Harper at UAB (Dec. 15, 2018)
- 14, Jared Harper vs. Ole Miss (Jan. 7, 2017)
- 14, Samir Doughty vs. Kentucky (Feb. 1, 2020)
- 12, Jabari Smith vs. UConn (Nov. 24, 2001)
- 12, Desean Murray vs. Ole Miss (Jan. 9, 2018)
- 12, Jared Harper vs. South Carolina (Mar. 15, 2019)

MOST FT ATTEMPTED TEAM

- 46, at Missouri (Feb. 15, 2020)
- 44, vs. Kentucky (Feb. 1, 2020)
- 44, vs. Missouri (Jan. 26, 2021)
- 43, vs. Saint Joseph's (Nov. 26, 2020)
- 42, vs. Eastern Kentucky (Nov. 17, 2016)
- 42, vs. Alabama (Jan. 21, 2017)

MOST FT ATTEMPTED INDIVIDUAL

- 21, Sharife Cooper vs. Missouri (Jan. 26, 2021)
- 18, Cinmeon Bowers vs. Missouri (Jan. 10, 2015)
- 18, KT Harrell vs. LSU (Mar. 13, 2015)
- 18, Austin Wiley vs. Alabama (Jan. 21, 2017)
- 17, Jared Harper vs. Ole Miss (Jan. 7, 2017)
- 16, Johni Broome vs. Houston (March 18, 2023)
- 16, K.D. Johnson vs. UConn (Nov. 24, 2021)
- 16, Cinmeon Bowers vs. LSU (Feb. 2, 2016)
- 16, Jared Harper at UAB (Dec. 15, 2018)

MOST ASSISTS TEAM

- 27, vs. CSUN (Nov. 15, 2019)
- 26, vs. Nebraska (Dec. 11, 2021)
- 25, vs. Indiana (Dec. 9, 2023)**
- 25, vs. Saint Peter's (Nov. 28, 2018)
- 24, vs. South Alabama (Nov. 6, 2018)
- 24, vs. South Alabama (Dec. 4, 2020)

MOST ASSISTS INDIVIDUAL

- 16, J'Von McCormick vs. CSUN (Nov. 15, 2019)
- 14, Jared Harper vs. Vanderbilt (Feb. 3, 2018)
- 13, Jared Harper vs. South Alabama (Nov. 6, 2018)
- 13, Jared Harper vs. North Carolina (Mar. 29, 2019)
- 12, Wendell Green Jr. at South Carolina (Jan. 21, 2023)

MOST STEALS TEAM

- 20, vs. North Florida (Dec. 29, 2018)
- 18, vs. Tennessee (Feb. 22, 2020)
- 16, vs. Nebraska (Dec. 11, 2021)
- 16, vs. Saint Peter's (Nov. 28, 2018)
- 15 vs. LSU (Jan. 13, 2024)**

MOST STEALS INDIVIDUAL

- 5, Chad Baker-Mazara vs. LSU (Jan. 13, 2024)**
- 5, Wendell Green Jr. at Mississippi State (March 2, 2022)
- 5, Walker Kessler vs. Nebraska (Dec. 11, 2021)
- 5, Zep Jasper vs. Nebraska (Dec. 11, 2021)
- 5, K.D. Johnson vs. Syracuse (Nov. 26, 2021)
- 5, K.D. Johnson vs. UConn (Nov. 24, 2021)
- 5, K.C. Ross-Miller vs. Oregon State (Nov. 26, 2014)
- 5, K.C. Ross-Miller vs. Middle Tennessee (Dec. 29, 2014)
- 5, Antoine Mason at LSU (Feb. 5, 2015)
- 5, Malik Dunbar vs. UNC Asheville (Dec. 4, 2018)
- 5, Chuma Okeke vs. Murray State (Dec. 22, 2018)
- 5, Chuma Okeke vs. North Florida (Dec. 29, 2018)
- 5, J'Von McCormick vs. Tennessee (Feb. 22, 2020)

MOST BLOCKS TEAM

- 14, vs. Texas A&M (Feb. 12, 2022)
- 14, vs. Yale (Dec. 4, 2021)
- 14, vs. LSU (Dec. 29, 2021)
- 14, at Georgia (Jan. 13, 2021)
- 14, vs. Missouri (Jan. 26, 2021)

MOST BLOCKS INDIVIDUAL

- 12, Walker Kessler vs. Texas A&M (Feb. 12, 2022)
- 11, Walker Kessler vs. LSU (Dec. 29, 2021)
- 9, Walker Kessler vs. Jacksonville State (Mar. 18, 2022)
- 8, Johni Broome vs. Saint Louis (Nov. 27, 2022)
- 8, Walker Kessler vs. Ole Miss (Feb. 23, 2022)
- 8, Walker Kessler vs. Alabama (Feb. 1, 2022)

ASSOCIATED PRESS POLL

| RK | TEAM | RECORD | PTS |
|-----------|------------------|-------------|------------|
| 1 | UConn (48) | 18-2 | 1559 |
| 2 | Purdue (14) | 19-2 | 1517 |
| 3 | North Carolina | 17-3 | 1441 |
| 4 | Houston (1) | 18-2 | 1396 |
| 5 | Tennessee | 15-4 | 1328 |
| 6 | Wisconsin | 16-4 | 1135 |
| 7 | Duke | 15-4 | 1066 |
| 8 | Kansas | 16-4 | 1051 |
| 9 | Marquette | 15-5 | 1025 |
| 10 | Kentucky | 15-4 | 1018 |
| 11 | Arizona | 15-5 | 915 |
| 12 | Iowa State | 16-4 | 869 |
| 13 | Creighton | 16-5 | 741 |
| 14 | Illinois | 15-5 | 717 |
| 15 | Texas Tech | 16-3 | 713 |
| 16 | Auburn | 16-4 | 631 |
| 17 | Utah State | 18-2 | 596 |
| 18 | Baylor | 14-5 | 404 |
| 19 | New Mexico | 18-3 | 387 |
| 20 | Florida Atlantic | 17-4 | 321 |
| 21 | Dayton | 16-3 | 294 |
| 22 | BYU | 15-5 | 283 |
| 23 | Oklahoma | 15-5 | 247 |
| 24 | Alabama | 14-6 | 240 |
| 25 | TCU | 15-5 | 215 |

Others receiving votes: South Carolina 108, San Diego State 95, Memphis 48, Northwestern 32, Ole Miss 30, Texas 10, Colorado State 10, Saint Mary's 9, Indiana State 5, Boise State 5, Gonzaga 4, Richmond 4, Virginia 3, McNeese 2, Appalachian State 1

COACHES POLL

| RK | TEAM | RECORD | PTS |
|-----------|------------------|-------------|------------|
| 1 | UConn (23) | 18-2 | 766 |
| 2 | Purdue (8) | 19-2 | 746 |
| 3 | North Carolina | 17-3 | 710 |
| 4 | Houston | 18-2 | 680 |
| 5 | Tennessee | 15-4 | 658 |
| 6 | Wisconsin | 16-4 | 593 |
| 7 | Duke | 15-4 | 512 |
| 8 | Kentucky | 15-4 | 510 |
| 9 | Kansas | 16-4 | 503 |
| 10 | Marquette | 15-5 | 454 |
| 11 | Iowa State | 16-4 | 408 |
| 12 | Arizona | 15-5 | 405 |
| 13 | Creighton | 16-5 | 367 |
| 14 | Illinois | 15-5 | 359 |
| 15 | Texas Tech | 16-3 | 340 |
| 16 | Auburn | 16-4 | 331 |
| 17 | Utah State | 18-2 | 258 |
| 18 | Baylor | 14-5 | 188 |
| 19 | Dayton | 16-3 | 166 |
| 20 | New Mexico | 18-3 | 162 |
| 21 | BYU | 15-5 | 159 |
| 22 | Alabama | 14-6 | 147 |
| 23 | Florida Atlantic | 17-4 | 122 |
| 24 | Oklahoma | 15-5 | 106 |
| 25 | TCU | 15-5 | 99 |

Others receiving votes: San Diego State 67, Ole Miss 57, South Carolina 46, Gonzaga 38, Memphis 26, Northwestern 23, Colorado State 14, Indiana State 13, Texas 11, Grand Canyon 9, Saint Mary's 5, McNeese 4, Appalachian State 4, Virginia 4, Seton Hall 2, Cornell 2, Princeton 1

LAST TIME TEAM

Defeated a ranked team at home _____ vs. #22 Ole Miss (1/20/24)
 Defeated a ranked team on the road _____ at #24 Alabama (1/11/22)
 Defeated a ranked team at a neutral site _____ vs. #7 Kentucky (3/31/19)
 Defeated a top-10 team at home _____ vs. #5 Tennessee (3/9/19)
 Defeated a top-10 team on the road _____ at #8 Arkansas (1/23/93)
 Defeated a top-10 team at a neutral site _____ vs. #7 Kentucky (3/31/19)
 Won in overtime _____ at Mississippi State, 81-68 (OT) (3/2/22)
 Lost in overtime _____ at #2 Alabama, 90-85 (OT) (3/1/23)
 Won in double overtime _____ at Ole Miss, 83-82 (2OT) (1/28/20)
 Lost in double overtime _____ vs. #22 UConn, 115-109 (2OT) (11/24/21)
 Played back-to-back overtime games _____ at Arkansas, W 79-76 (OT) (2/5/20)
 _____ vs. LSU, W 91-90 (OT) (2/8/20)
 _____ vs. Alabama, W 95-91 (OT) (2/12/20)
 Played in three-straight overtime games _____ at Arkansas, W 79-76 (OT) (2/5/20)
 _____ vs. LSU, W 91-90 (OT) (2/8/20)
 _____ vs. Alabama, W 95-91 (OT) (2/12/20)
 Played at least three overtimes _____ vs. Georgia (SECT) (4OT) (3/1/79)
 Shot 70% for a half _____ 72.4% (21-29) at Washington (2nd) (12/21/22)
 Shot 70% for a half (SEC) _____ 70.8% (17-24) vs. Vanderbilt (2nd) (2/16/22)
 Shot 60% for a game _____ 61.8% (42-68) vs. Winthrop (11/24/17)
 Shot 60% for a game (SEC) _____ 61.1% (33-54) at Arkansas (2/17/16)
 Shot less than 30% for game _____ 23.6% (13-55) at Tennessee (2/4/23)
 Shot 100% from the FT line _____ 100% (6-6) vs. Long Beach State (12/23/11)
 Shot 60% from 3-point line _____ 60.0% (12-20) at #2 Alabama (3/1/23)
Shot less than 30% in half _____ 28.0% (7-25) at Mississippi State (1/27/24)
 Shot less than 20% in half _____ 16.7% (4-24) vs. #2 Houston (2nd) (3/18/23)
 Shot less than 10% in a half _____ 8.3% (2-24) vs. LSU (1st) (1/8/11)
 Attempted 50 free throws _____ 52 vs. Vanderbilt (2/6/54)
 Attempted 40 free throws _____ 41 vs. #22 UConn (11/24/21)
 Attempted 30 free throws in half _____ 30 vs. #12 Missouri (2nd) (1/26/21)
 Made 30 free throws _____ 33 vs. #22 UConn (11/24/21)
 Made 30 free throws (SEC) _____ 31 vs. Alabama (2/1/22)
Made at least 10 3-point field goals _____ 10 vs. LSU (1/13/24)
 Made at least 15 3-point field goals _____ 15 vs. Arkansas (12/30/20)
 Failed to make 3-point field goal _____ vs. Kentucky (0-15) (1/19/13)
 Had at least 60 rebounds _____ 60 at Arkansas [OT] (2/8/22)
 Had at least 50 rebounds _____ 53 vs. Winthrop (11/15/22)
 Had less than 20 rebounds _____ 19 vs. Arkansas (3/9/23)
Had at least 25 assists _____ 25 vs. Indiana (12/9/23)
Had at least 20 assists _____ 20 vs. LSU (1/13/24)
Had at least 15 steals _____ 15 vs. LSU (1/13/24)
Had at least 10 blocks _____ 10 at Alabama (1/24/24)
 Had at least 15 blocks _____ 17 vs. Nicholls State (11/25/11)
 Failed to make a blocked shot _____ 0 at #2 Alabama (3/1/23)
 Had at least 25 lead changes _____ 27 at Arkansas (1/16/13)
Scored 50 points in a half _____ 51 vs. LSU (1st) (1/13/24)
Scored 50 points in a half (SEC) _____ 51 vs. LSU (1st) (1/13/24)
 Scored 60 points in a half _____ 66 vs. CSUN (1st) (11/15/19)
 Scored 60 points in a half (SEC) _____ 64 at Tennessee (2nd) (2/15/06)
 Scored 70 points in a half _____ 72 vs. Northwestern State (2nd) (11/27/15)
Scored 100 points _____ 101 vs. Chattanooga (12/30/23)
 Scored 100 points (SEC) _____ 100 vs. Alabama (2/1/22)
 Scored under 20 points in 1st half _____ 19 at Tennessee (2/4/23),
 _____ vs. Northwestern (11/23/22), vs. Clemson (3/18/18)
 Scored under 20 points in 2nd half _____ 14 vs. Tulsa (11/24/14)
 Scored under 10 points in a half _____ 6 vs. LSU (1st) (1/8/11)
 Scored 35 or under points in a game _____ 35 vs. Tulsa (11/24/14)
 Scored under 50 points in game _____ 43 at Tennessee (2/4/23),
 _____ vs. Northwestern (11/23/22)
 Scored under 50 points in game (SEC) _____ 43 at Tennessee (2/4/23)

LAST TIME INDIVIDUAL

| | |
|--|--|
| Scored at least 30 points | Johni Broome (30) vs. Virginia Tech (11/29/23) |
| Scored at least 35 points | Toney Douglas (38) vs. Nicholls State (11/24/04) |
| Scored at least 40 points | Wesley Person (44) vs. UAB (12/16/93) |
| Had two players with at least 20 points | Jaylin Williams (24) and Aden Holloway (24) vs. Indiana (12/9/23) |
| Had three players with at least 20 points | Samir Doughty (26), J'Von McCormick (23), Devan Cambridge (21) vs. LSU (2/8/20) |
| Had two players with 25 points | Bryce Brown (26), Jared Harper (25) vs. Xavier (OT) (11/19/18) |
| Had two players with 25 points (SEC) | Chris Denson (30), KT Harrell (26) vs. Mississippi State (2/14/14) |
| Scored 20 points in a half | Jabari Smith (20, 2nd) at Florida (2/19/22) |
| Scored 20 points in 1st half | Bryce Brown (20) at Texas A&M (1/16/19) |
| Scored 20 points in 2nd half | Jabari Smith (20, 2nd) at Florida (2/19/22) |
| Scored 25 points in a half | Bryce Brown (25, 2nd) vs. Kentucky (1/19/19) |
| A player had back-to-back 20-point games | Jaylin Williams (20) vs. Alabama State (12/22/23); (21) vs. Chattanooga (12/30/23) |
| A player three consecutive 20-point games | Jabari Smith (27) at Tennessee (2/26/22); (27) at Mississippi State [OT] (3/2/22) vs. South Carolina (3/5/22) |
| A player had back-to-back 20-point SEC games | Johni Broome (20) vs. Missouri (2/14/23); (20) at Vanderbilt (2/18/23) |
| A player had back-to-back 25-point SEC games | Jabari Smith (27) at Tennessee (2/26/22); (27) at Mississippi State [OT] (3/2/22) |
| A player had three straight 25-point SEC games | Chris Denson (29) at LSU (2/8/14); (26) vs. Kentucky (2/12/14); (30) vs. Mississippi State (2/15/14) |
| A player had four straight 25-point SEC games | Chris Denson (25) at South Carolina (2/5/14); (29) at LSU (2/8/14); (26) vs. Kentucky (2/12/14); (30) vs. Mississippi State (2/15/14) |
| A player had five straight 25-point SEC games | Keenan Carpenter (44) vs. LSU (1/8/89); (28) vs. Mississippi State (2/11/89); (33) at Florida (2/15/89); (32) at Ole Miss (2/18/89); (29) vs. Kentucky (2/20/89) |
| A player had back-to-back 20-point games off the bench | Jamal Johnson (21) at Arkansas (12/30/20); (20) at Texas A&M (1/2/21) |
| Zero players scored in double figures | at Vanderbilt (1/7/12) |
| Only one player scored in double figures | Jamal Johnson (18) at UCF (11/30/20) |
| Five players scored in double figures | Jaylin Williams (14), Johni Broome (11), Aden Holloway (15), Denver Jones (12) and Dylan Cardwell (11) vs. USC (12/17/23) |
| Five players scored in double figures (SEC) | Wendell Green Jr. (23), Jabari Smith (17), Walker Kessler (14), K.D. Johnson (13), Allen Flanigan (10) vs. Alabama (2/1/22) |
| All five starters scored in double figures | Allen Flanigan (23), Devan Cambridge (15), Jamal Johnson (14), Jaylin Williams (13), JT Thor (10) vs. Tennessee (2/27/21) |
| Six players scored in double figures | J. Williams (24), A. Holloway (24), K. Johnson (14), D. Jones (12), C. Baker-Mazara (11) and T. Donaldson (10) vs. Indiana (12/9/23) |
| Six players scored in double figures (SEC) | J. Smith (12), W. Kessler (15), K.D. Johnson (12), A. Flanigan (10), W. Green Jr. (12), J. Williams (13) vs. Georgia (1/19/22) |
| Had at least 15 rebounds | Johni Broome (18) vs. Georgia (2/1/23) |
| Had at least 15 rebounds (SEC) | Johni Broome (18) vs. Georgia (2/1/23) |
| Had at least 20 rebounds | Kelvin Ardister (20) vs. Tennessee (1/4/89) |
| Had at least 25 rebounds | Rex Frederick (25) at Ole Miss (1/6/58) |
| Had at least 20 pts & 20 reb | Kelvin Ardister (22 pts, 20 reb) vs. Tennessee (1/4/89) |
| Had at least 30 pts & 10 reb | Johni Broome (30 pts, 13 reb) vs. Virginia Tech (11/29/23) |
| Had two players with at least 10 rebounds | Johni Broome (14) and Jaylin Williams (11) at Alabama (1/24/24) |
| Had at least three players with 10 rebounds | Korvotney Barber (13), Quantez Robertson (10), Lucas Hargrove (10) at Virginia (12/20/08) |
| Had a double-double | Johni Broome (25 pts, 14 reb) at Alabama (1/24/24) |
| Had a double-double before halftime | Johni Broome (13 pts, 12 reb) vs. Georgia (2/1/23) |
| Had two straight double-doubles | Johni Broome (16 pts, 11 reb) vs. #17 Baylor (11/7/23); (18 pts, 11 reb) vs. SE Louisiana (11/10/23) |
| Had three straight double-doubles | Johni Broome (14 pts, 11 reb) vs. Florida (12/28/22); (22 pts, 12 reb) at Georgia (1/4/23); (10 pts, 10 reb) vs. Arkansas (1/7/23) |
| Had four straight double-doubles | Johni Broome (14 pts, 11 reb) vs. Florida (12/28/22); (22 pts, 12 reb) at Georgia (1/4/23); (10 pts, 10 reb) vs. Arkansas (1/7/23); (19 pts, 11 reb) at Ole Miss (1/10/23) |
| Had five straight double-doubles | Jeff Moore (26 pts, 11 reb) vs. Ole Miss (3/2/88); (20 pts, 11 reb) at LSU (3/5/88); (22 pts, 11 reb) vs. Georgia (3/11/88); (13 pts, 13 reb) vs. Bradley (3/17/88); (22 pts, 11 reb) vs. Oklahoma (3/19/88) |
| Had two players with a double-double | Johni Broome (19 pts, 12 reb); Allen Flanigan (10 pts, 10 reb) vs. Iowa (3/16/23) |
| Had a double-double with points and assists | Wendell Green Jr. (16 pts, 12 ast) at South Carolina (1/21/23) |
| Had a triple-double | Walker Kessler (12 pts, 11 reb, 12 blks) vs. Texas A&M (2/12/22) |
| Had 10 assists | Wendell Green Jr. (12) at South Carolina (1/21/23) |
| Had 15 assists | J'Von McCormick (16) vs. CSUN (11/15/19) |
| Had two players with at least five blocks | Devan Cambridge (5) and Jaylin Williams (5) at Georgia (1/13/21) |
| Had 10 blocks | Walker Kessler (11) vs. LSU (12/29/21) |
| Had five steals | Chad Baker-Mazara (5) vs. LSU (1/13/24) |
| Had five steals (SEC) | Chad Baker-Mazara (5) vs. LSU (1/13/24) |
| Made 30-straight free throws | Wendell Green Jr. (34) (2/22/23-3/16/23) |
| Hit buzzer-beater shot to win a game | T.J. Dunans vs. Mercer (3-pt FG, 76-74) (12/18/16) |
| Played more than 40 minutes | Samir Doughty (41) vs. Alabama (OT) (2/12/20) |



K.D. JOHNSON

G | 6-0 | 190 | Sr.

Atlanta, Ga.

(Hargrave Military Academy (Va.))



SEASON SUPERLATIVES

Points: 14 vs. Texas A&M (1/9/24), vs. Indiana (12/9/23)
Field Goals Made: 5 vs. Indiana (12/9/23)
Field Goals Attempted: 9 vs. Indiana (12/9/23), vs. SE Louisiana (11/10/23)
3-Point Field Goals Made: 3 vs. Alabama State (12/22/23)
3-Point Field Goals Attempted:
 5 vs. Alabama State (12/22/23), vs. Southeastern Louisiana (11/10/23)
Free Throws Made: 6 vs. LSU (1/13/24), vs. Notre Dame (11/16/23)
Free Throws Attempted: 7 vs. Notre Dame (11/16/23)
Rebounds: 5 vs. Penn (1/2/24)
Assists: 4 vs. Penn (1/2/24)
Blocks: 2 vs. St. Bonaventure (11/17/23)
Steals: 4 vs. UNC Asheville (12/13/23)
Minutes Played: 22 (four times)
Double-Figure Games: 5
20-Point Games: None
10-Rebound Games: None
5-Steal Games: None
Double-Doubles: None
Dunks: 4

CAREER SUPERLATIVES

Points: 27 vs. UConn (11/24/21)
Field Goals Made: 9 at Tennessee (2/10/21), vs. Auburn (1/13/21)
Field Goals Attempted: 22 at Georgia (2/5/22)
3-Point Field Goals Made: 4 (five times)
3-Point Field Goals Attempted: 9 vs. George Mason (11/7/22)
Free Throws Made: 11 vs. UConn (11/24/21)
Free Throws Attempted: 16 vs. UConn (11/24/21)
Rebounds: 8 at Alabama (1/11/22)
Assists: 7 vs. Jacksonville State (3/18/22)
Blocks: 2 vs. St. Bonaventure (11/17/23), vs. Auburn (1/13/21)
Steals: 5 vs. UConn (11/24/21), vs. Syracuse (11/26/21)
Minutes Played: 37 vs. UConn (11/24/21)
Double-Figure Games: 56
20-Point Games: 9
10-Rebound Games: None
5-Steal Games: 2
Double-Doubles: None
Dunks: 10

CAREER HONORS

- 2022-23 Preseason All-SEC Second Team
- 2020-21 SEC All-Freshman Team
- SEC Freshman of the Week (Jan. 18, 2021)

2023-24 GAME-BY-GAME STATISTICS

| Opponent | GS | Min. | FG-A | 3FG-A | FT-A | O-D-T | PF | A | TO | BLK | STL | PTS |
|---------------------|------|------|------|-------|-------|-------|----|---|----|-----|-----|-----|
| vs. Baylor | 16 | 3-5 | 0-1 | 0-0 | 0-0-0 | 4 | 0 | 1 | 0 | 1 | 6 | |
| SE Louisiana | 19 | 4-9 | 2-5 | 3-3 | 0-2-2 | 2 | 3 | 0 | 0 | 0 | 13 | |
| vs. Notre Dame | 22 | 1-6 | 0-2 | 6-7 | 0-3-3 | 2 | 0 | 1 | 0 | 1 | 8 | |
| vs. St. Bonaventure | 18 | 4-7 | 1-4 | 0-0 | 0-0-0 | 2 | 3 | 0 | 2 | 1 | 9 | |
| Alabama A&M | 11 | 2-4 | 1-3 | 1-2 | 0-2-2 | 3 | 1 | 1 | 1 | 0 | 6 | |
| Virginia Tech | 12 | 1-6 | 0-3 | 0-0 | 0-2-2 | 6 | 0 | 1 | 0 | 1 | 2 | |
| at App State | 8 | 0-3 | 0-3 | 0-0 | 1-1-2 | 1 | 1 | 0 | 0 | 1 | 0 | |
| vs. Indiana | 19 | 5-9 | 1-2 | 3-3 | 0-2-2 | 3 | 3 | 0 | 0 | 1 | 14 | |
| vs. UNC Asheville | 15 | 2-4 | 1-2 | 1-2 | 0-3-3 | 2 | 2 | 0 | 0 | 4 | 6 | |
| USC | 17 | 2-6 | 0-2 | 1-2 | 1-0-1 | 3 | 0 | 3 | 0 | 1 | 5 | |
| Alabama State | 15 | 3-6 | 3-5 | 4-4 | 1-1-2 | 1 | 0 | 1 | 0 | 2 | 13 | |
| Chattanooga | 19 | 2-4 | 2-2 | 0-0 | 0-1-1 | 3 | 1 | 0 | 0 | 0 | 6 | |
| Penn | 22 | 3-6 | 1-4 | 4-6 | 2-3-5 | 1 | 4 | 0 | 0 | 1 | 11 | |
| at Arkansas | 19 | 2-8 | 0-2 | 2-2 | 0-2-2 | 2 | 2 | 1 | 0 | 0 | 6 | |
| Texas A&M | 21 | 4-8 | 2-3 | 4-6 | 1-2-3 | 0 | 2 | 0 | 0 | 2 | 14 | |
| LSU | 21 | 1-6 | 0-2 | 6-6 | 0-3-3 | 3 | 1 | 0 | 0 | 0 | 8 | |
| at Vanderbilt | 17 | 0-4 | 0-3 | 2-4 | 0-1-1 | 4 | 1 | 1 | 0 | 2 | 2 | |
| Ole Miss | 19 | 3-8 | 1-4 | 1-1 | 0-2-2 | 3 | 1 | 1 | 0 | 2 | 8 | |
| at Alabama | 22 | 3-7 | 0-4 | 2-2 | 0-2-2 | 4 | 2 | 2 | 1 | 0 | 8 | |
| at Mississippi St. | * 22 | 1-6 | 0-2 | 0-0 | 0-1-1 | 1 | 1 | 1 | 0 | 3 | 2 | |
| Vanderbilt | | | | | | | | | | | | |
| at Ole Miss | | | | | | | | | | | | |
| Alabama | | | | | | | | | | | | |
| at Florida | | | | | | | | | | | | |
| South Carolina | | | | | | | | | | | | |
| Kentucky | | | | | | | | | | | | |
| at Georgia | | | | | | | | | | | | |
| at Tennessee | | | | | | | | | | | | |
| Mississippi State | | | | | | | | | | | | |
| at Missouri | | | | | | | | | | | | |
| Georgia | | | | | | | | | | | | |


JOHNSON'S CAREER STATISTICS

| SEASON | TEAM | GP-GS | MIN/AVG | Field Goals | | 3-Point | | F-Throws | | Rebounds | | | | Scoring | | | | | | |
|----------------------|------|---------------|------------------|----------------|-------------|----------------|-------------|----------------|-------------|-----------|------------|------------|------------|--------------|------------|------------|-----------|------------|-------------|-------------|
| | | | | FG-FGA | FG% | 3FG-3FGA | 3FG% | FT-FTA | FT% | OFF | DEF | TOT | AVG | PF-FO | A | TO | BLK | STL | PTS | AVG |
| 2020-21 | UGa | 16-0 | 362/22.6 | 68-161 | .422 | 24-62 | .387 | 56-91 | .615 | 11 | 33 | 44 | 2.8 | 45-0 | 19 | 34 | 3 | 29 | 216 | 13.5 |
| 2021-22 | AUB | 34-31 | 941/27.7 | 133-345 | .386 | 45-155 | .290 | 106-147 | .721 | 19 | 78 | 97 | 2.9 | 87-0 | 53 | 62 | 2 | 64 | 417 | 12.3 |
| 2022-23 | AUB | 33-0 | 722/21.9 | 90-236 | .381 | 36-108 | .333 | 77-111 | .694 | 15 | 48 | 63 | 1.9 | 76-0 | 43 | 50 | 1 | 36 | 293 | 8.9 |
| 2023-24 | AUB | 20-1 | 358/17.9 | 46-122 | .377 | 15-58 | .259 | 40-50 | .800 | 6 | 33 | 39 | 2.0 | 50-1 | 28 | 15 | 4 | 26 | 147 | 7.4 |
| TOTAL FOR AUB | | 87-32 | 2021/23.2 | 269-703 | .383 | 96-321 | .299 | 223-308 | .724 | 40 | 159 | 199 | 2.3 | 213-1 | 124 | 127 | 7 | 126 | 857 | 9.9 |
| TOTAL | | 103-32 | 2383/23.1 | 337-864 | .390 | 120-383 | .313 | 279-399 | .699 | 51 | 192 | 243 | 2.4 | 258-1 | 143 | 161 | 10 | 155 | 1073 | 10.4 |

1

ADEN HOLLOWAY

G | 6-1 | 178 | Fr.
Charlotte, N.C.
(Prolific Prep)



SEASON SUPERLATIVES

Points: 24 vs. Indiana (12/9/23)
Field Goals Made: 7 vs. Indiana (12/9/23)
Field Goals Attempted: 15 vs. Baylor (11/7/23)
3-Point Field Goals Made: 5 vs. Indiana (12/9/23)
3-Point Field Goals Attempted: 10 vs. LSU (1/13/24)
Free Throws Made: 5 vs. Indiana (12/9/23), vs. Alabama A&M (11/21/23)
Free Throws Attempted: 7 vs. Alabama A&M (11/21/23)
Rebounds: 5 at Arkansas (1/6/24)
Assists: 6 (three times)
Blocks: 1 vs. Baylor (11/7/23)
Steals: 3 vs. Virginia Tech (11/29/23)
Minutes Played: 26 at Appalachian State (12/3/23), vs. Baylor (11/7/23)
Double-Figure Games: 8
20-Point Games: None
10-Rebound Games: None
10-Assist Games: None
5-Steal Games: None
Double-Doubles: None
Dunks: None

CAREER SUPERLATIVES

Points: 24 vs. Indiana (12/9/23)
Field Goals Made: 7 vs. Indiana (12/9/23)
Field Goals Attempted: 15 vs. Baylor (11/7/23)
3-Point Field Goals Made: 5 vs. Indiana (12/9/23)
3-Point Field Goals Attempted: 10 vs. LSU (1/13/24)
Free Throws Made: 5 vs. Indiana (12/9/23), vs. Alabama A&M (11/21/23)
Free Throws Attempted: 7 vs. Alabama A&M (11/21/23)
Rebounds: 5 at Arkansas (1/6/24)
Assists: 6 (three times)
Blocks: 1 vs. Baylor (11/7/23)
Steals: 3 vs. Virginia Tech (11/29/23)
Minutes Played: 26 at Appalachian State (12/3/23), vs. Baylor (11/7/23)
Double-Figure Games: 8
20-Point Games: None
10-Rebound Games: None
10-Assist Games: None
5-Steal Games: None
Double-Doubles: None
Dunks: None

CAREER HONORS

- Two-Time SEC Freshman of the Week (11/13/23 and 12/11/23)
- 2023 McDonald's High School All-American

2023-24 GAME-BY-GAME STATISTICS

| Opponent | GS | Min. | FG-A | 3FG-A | FT-A | O-D-T | PF | A | TO | BLK | STL | PTS |
|----------------------|----|------|------|-------|------|-------|----|---|----|-----|-----|-----|
| vs. Baylor | | 26 | 6-15 | 4-8 | 3-5 | 0-3-3 | 0 | 6 | 3 | 1 | 0 | 19 |
| SE Louisiana | | 22 | 4-10 | 3-8 | 0-0 | 0-0-0 | 2 | 3 | 0 | 0 | 0 | 11 |
| vs. Notre Dame | * | 22 | 5-9 | 4-5 | 1-1 | 1-0-1 | 1 | 5 | 2 | 0 | 0 | 15 |
| vs. St. Bonaventure* | | 24 | 2-10 | 2-7 | 2-2 | 0-0-0 | 2 | 3 | 2 | 0 | 0 | 8 |
| Alabama A&M | * | 22 | 3-9 | 2-7 | 5-7 | 0-1-1 | 1 | 2 | 0 | 0 | 0 | 13 |
| Virginia Tech | * | 22 | 0-7 | 0-2 | 0-0 | 0-1-1 | 2 | 2 | 1 | 0 | 3 | 0 |
| at App State | * | 26 | 2-10 | 0-6 | 4-5 | 0-0-0 | 3 | 2 | 1 | 0 | 0 | 8 |
| vs. Indiana | * | 22 | 7-11 | 5-8 | 5-5 | 0-1-1 | 2 | 2 | 0 | 0 | 0 | 24 |
| vs. UNC Asheville | * | 20 | 3-11 | 1-5 | 0-0 | 1-1-2 | 0 | 5 | 1 | 0 | 0 | 7 |
| USC | * | 23 | 5-10 | 4-7 | 1-2 | 0-2-2 | 2 | 6 | 0 | 0 | 0 | 15 |
| Alabama State | * | 19 | 2-6 | 2-6 | 0-0 | 0-1-1 | 1 | 4 | 2 | 0 | 0 | 6 |
| Chattanooga | * | 21 | 2-10 | 2-8 | 2-2 | 0-4-4 | 1 | 5 | 0 | 0 | 0 | 8 |
| Penn | * | 18 | 1-5 | 1-5 | 0-0 | 0-1-1 | 1 | 6 | 1 | 0 | 1 | 3 |
| at Arkansas | * | 20 | 2-9 | 1-4 | 0-0 | 1-4-5 | 1 | 0 | 0 | 0 | 0 | 5 |
| Texas A&M | * | 18 | 2-6 | 2-6 | 0-0 | 0-1-1 | 1 | 1 | 1 | 0 | 0 | 6 |
| LSU | * | 22 | 5-13 | 3-10 | 0-0 | 0-1-1 | 1 | 3 | 1 | 0 | 1 | 13 |
| at Vanderbilt | * | 19 | 3-8 | 2-6 | 2-2 | 0-1-1 | 4 | 1 | 1 | 0 | 0 | 10 |
| Ole Miss | * | 22 | 3-7 | 1-4 | 2-2 | 1-0-1 | 0 | 3 | 0 | 0 | 1 | 9 |
| at Alabama | * | 22 | 0-7 | 0-5 | 2-3 | 1-1-2 | 0 | 3 | 1 | 0 | 0 | 2 |
| at Mississippi St. | | 19 | 2-8 | 2-7 | 1-2 | 0-2-2 | 2 | 1 | 3 | 0 | 0 | 7 |
| Vanderbilt | | | | | | | | | | | | |
| at Ole Miss | | | | | | | | | | | | |
| Alabama | | | | | | | | | | | | |
| at Florida | | | | | | | | | | | | |
| South Carolina | | | | | | | | | | | | |
| Kentucky | | | | | | | | | | | | |
| at Georgia | | | | | | | | | | | | |
| at Tennessee | | | | | | | | | | | | |
| Mississippi State | | | | | | | | | | | | |
| at Missouri | | | | | | | | | | | | |
| Georgia | | | | | | | | | | | | |

HOLLOWAY'S CAREER STATISTICS

| SEASON | TEAM | GP-GS | MIN/AVG | Field Goals | | 3-Point | | F-Throws | | Rebounds | | | | Scoring | | | | | | |
|--------------|------|--------------|-----------------|---------------|-------------|---------------|-------------|--------------|-------------|----------|-----------|-----------|------------|-------------|-----------|-----------|----------|----------|------------|------------|
| | | | | FG-FGA | FG% | 3FG-3FGA | 3FG% | FT-FTA | FT% | OFF | DEF | TOT | AVG | PF-FO | A | TO | BLK | STL | PTS | AVG |
| 2023-24 | AUB | 20-17 | 433/21.6 | 59-181 | .326 | 41-124 | .331 | 30-38 | .789 | 5 | 25 | 30 | 1.5 | 27-0 | 63 | 20 | 1 | 6 | 189 | 9.5 |
| TOTAL | | 20-17 | 433/21.6 | 59-181 | .326 | 41-124 | .331 | 30-38 | .789 | 5 | 25 | 30 | 1.5 | 27-0 | 63 | 20 | 1 | 6 | 189 | 9.5 |

2

JAYLIN WILLIAMS

F | 6-8 | 245 | Gr.
Nahunta, Ga.
(Brantley County HS)



SEASON SUPERLATIVES

Points: 24 vs. Indiana (12/9/23)
Field Goals Made: 9 vs. Chattanooga (12/30/23)
Field Goals Attempted: 14 vs. Indiana (12/9/23)
3-Point Field Goals Made: 2 (five times)
3-Point Field Goals Attempted:
 5 vs. Penn (1/2/24), vs. Southeastern Louisiana (11/10/23)
Free Throws Made: 6 vs. Alabama State (12/22/23), vs. Indiana (12/9/23)
Free Throws Attempted: 9 vs. Indiana (12/9/23)
Rebounds: 11 at Alabama (1/24/24)
Assists: 7 vs. Indiana (12/9/23)
Blocks: 2 vs. Notre Dame (11/16/23), vs. Southeastern Louisiana (11/10/23)
Steals: 3 vs. Alabama A&M (11/21/23)
Minutes Played: 35 vs. Texas A&M (1/9/24)
Double-Figure Games: 12
20-Point Games: 5
10-Rebound Games: 2
5-Steal Games: None
Double-Doubles: 1
Dunks: 22

CAREER SUPERLATIVES

Points: 24 vs. Indiana (12/9/23), at Ole Miss (1/6/21)
Field Goals Made: 9 vs. Chattanooga (12/30/23), vs. Georgia (2/2/21)
Field Goals Attempted: 15 vs. Mississippi State (1/14/23)
3-Point Field Goals Made: 6 at Ole Miss (1/6/21)
3-Point Field Goals Attempted: 10 at Ole Miss (1/6/21)
Free Throws Made: 8 vs. Tennessee (2/27/21)
Free Throws Attempted: 10 vs. Tennessee (2/27/21)
Rebounds: 11 (three times)
Assists: 8 vs. Memphis (12/12/20)
Blocks: 5 at Georgia (1/13/21)
Steals: 4 vs. Texas Southern (11/18/22)
Minutes Played: 37 vs. Saint Joseph's (11/26/20)
Double-Figure Games: 54
20-Point Games: 9
10-Rebound Games: 5
Double-Doubles: 2
Dunks: 67

CAREER HONORS

- SEC Player of the Week (12/11/13)
- 2023 Legends Classic All-Tournament Team
- Three-Time SEC Academic Honor Roll (2020-21, 2021-22 and 2022-23)
- 2022-23 SEC Community Service Team
- 2022 Cancun Challenge Tournament MVP (Riviera Division)
- 2022 Cancun Challenge All-Tournament Team (Riviera Division)

2023-24 GAME-BY-GAME STATISTICS

| Opponent | GS | Min. | FG-A | 3FG-A | FT-A | O-D-T | PF | A | TO | BLK | STL | PTS |
|---------------------|----|------|------|-------|------|--------|----|---|----|-----|-----|-----|
| vs. Baylor | * | 26 | 2-6 | 0-1 | 0-0 | 2-4-6 | 1 | 1 | 2 | 1 | 0 | 4 |
| SE Louisiana | * | 21 | 2-7 | 2-5 | 3-4 | 2-1-3 | 1 | 2 | 1 | 2 | 1 | 9 |
| vs. Notre Dame | * | 22 | 5-9 | 1-3 | 0-0 | 1-6-7 | 0 | 2 | 1 | 2 | 0 | 11 |
| vs. St. Bonaventure | * | 22 | 4-6 | 0-1 | 3-3 | 3-7-10 | 2 | 1 | 2 | 0 | 1 | 11 |
| Alabama A&M | * | 18 | 3-4 | 1-2 | 3-4 | 1-5-6 | 0 | 1 | 0 | 1 | 3 | 10 |
| Virginia Tech | * | 13 | 1-4 | 0-1 | 1-1 | 2-3-5 | 4 | 2 | 1 | 0 | 2 | 3 |
| at App State | * | 22 | 3-5 | 0-1 | 0-1 | 0-3-3 | 2 | 0 | 1 | 0 | 0 | 6 |
| vs. Indiana | * | 29 | 8-14 | 2-4 | 6-9 | 2-4-6 | 3 | 7 | 0 | 1 | 1 | 24 |
| vs. UNC Asheville | * | 18 | 3-6 | 0-0 | 2-2 | 1-3-4 | 1 | 3 | 2 | 0 | 2 | 8 |
| USC | * | 26 | 6-9 | 2-4 | 0-1 | 0-3-3 | 2 | 2 | 0 | 0 | 0 | 14 |
| Alabama State | * | 20 | 7-10 | 0-3 | 6-6 | 0-3-3 | 2 | 1 | 2 | 0 | 1 | 20 |
| Chattanooga | * | 18 | 9-9 | 2-2 | 1-1 | 3-2-5 | 0 | 1 | 1 | 0 | 1 | 21 |
| Penn | * | 28 | 3-7 | 2-5 | 0-0 | 2-1-3 | 0 | 3 | 1 | 1 | 0 | 8 |
| at Arkansas | * | 25 | 5-9 | 1-3 | 0-0 | 0-3-3 | 0 | 1 | 1 | 0 | 0 | 11 |
| Texas A&M | * | 35 | 8-10 | 1-2 | 5-5 | 1-7-8 | 2 | 3 | 1 | 0 | 0 | 22 |
| LSU | * | 24 | 2-2 | 2-2 | 3-5 | 1-6-7 | 3 | 3 | 2 | 0 | 1 | 9 |
| at Vanderbilt | * | 28 | 7-7 | 2-2 | 5-5 | 2-6-8 | 1 | 3 | 1 | 1 | 1 | 21 |
| Ole Miss | * | 22 | 5-7 | 1-1 | 2-2 | 1-0-1 | 2 | 1 | 1 | 1 | 0 | 13 |
| at Alabama | * | 29 | 3-9 | 0-3 | 1-2 | 2-9-11 | 1 | 0 | 2 | 0 | 1 | 7 |
| at Mississippi St. | * | 26 | 3-11 | 0-4 | 4-4 | 2-3-5 | 0 | 3 | 1 | 0 | 1 | 10 |
| Vanderbilt | | | | | | | | | | | | |
| at Ole Miss | | | | | | | | | | | | |
| Alabama | | | | | | | | | | | | |
| at Florida | | | | | | | | | | | | |
| South Carolina | | | | | | | | | | | | |
| Kentucky | | | | | | | | | | | | |
| at Georgia | | | | | | | | | | | | |
| at Tennessee | | | | | | | | | | | | |
| Mississippi State | | | | | | | | | | | | |
| at Missouri | | | | | | | | | | | | |
| Georgia | | | | | | | | | | | | |

WILLIAMS' CAREER STATISTICS

| SEASON | TEAM | GP-GS | MIN/AVG | Field Goals | | 3-Point | | F-Throws | | Rebounds | | | | Scoring | | | | | | |
|--------------|------|---------------|------------------|----------------|-------------|----------------|-------------|----------------|-------------|------------|------------|------------|------------|--------------|------------|------------|-----------|-----------|-------------|------------|
| | | | | FG-FGA | FG% | 3FG-3FGA | 3FG% | FT-FTA | FT% | OFF | DEF | TOT | AVG | PF-FO | A | TO | BLK | STL | PTS | AVG |
| 2019-20 | AUB | 14-0 | 100/7.1 | 15-28 | .536 | 1-9 | .111 | 3-3 | 1.000 | 8 | 17 | 25 | 1.8 | 12-0 | 6 | 6 | 5 | 6 | 34 | 2.4 |
| 2020-21 | AUB | 27-27 | 713/26.4 | 116-224 | .518 | 32-94 | .340 | 31-49 | .633 | 36 | 91 | 127 | 4.7 | 66-0 | 54 | 49 | 39 | 18 | 295 | 10.9 |
| 2021-22 | AUB | 33-0 | 462/14.0 | 72-151 | .477 | 15-51 | .294 | 27-33 | .818 | 33 | 55 | 88 | 2.7 | 57-1 | 27 | 30 | 16 | 8 | 186 | 5.6 |
| 2022-23 | AUB | 33-33 | 918/27.8 | 136-292 | .466 | 40-113 | .354 | 56-73 | .767 | 41 | 113 | 154 | 4.7 | 78-2 | 74 | 39 | 25 | 35 | 368 | 11.2 |
| 2023-24 | AUB | 20-20 | 475/23.7 | 89-151 | .589 | 19-49 | .388 | 45-55 | .818 | 28 | 79 | 107 | 5.4 | 27-0 | 40 | 23 | 10 | 16 | 242 | 12.1 |
| TOTAL | | 127-80 | 2668/21.0 | 428-846 | .506 | 107-316 | .339 | 162-213 | .761 | 146 | 355 | 501 | 3.9 | 240-3 | 201 | 147 | 95 | 83 | 1125 | 8.9 |

3

TRE DONALDSON

G | 6-3 | 200 | So.
Tallahassee, Fla.
(Florida State Univ. School)



SEASON SUPERLATIVES

Points: 15 vs. UNC Asheville (12/13/23)
Field Goals Made: 6 vs. UNC Asheville (12/13/23)
FG Attempted: 12 at Appalachian State (12/3/23)
3-Point Field Goals Made: 2 (five times)
3-Point Field Goals Attempted:
 5 vs. Penn (1/2/24), at Appalachian State (12/3/23)
Free Throws Made: 4 vs. LSU (1/13/24), vs. Chattanooga (12/30/23)
Free Throws Attempted: 4 (three times)
Rebounds: 7 at Arkansas (1/6/24), vs. Indiana (12/9/23)
Assists: 6 vs. Texas A&M (1/9/24)
Blocks: None
Steals: 2 (four times)
Minutes Played: 23 at Appalachian State (12/3/23)
Double-Figure Games: 6
20-Point Games: None
10-Rebound Games: None
5-Steal Games: None
Double-Doubles: None
Dunks: 1

CAREER SUPERLATIVES

Points: 15 vs. UNC Asheville (12/13/23)
Field Goals Made: 6 vs. UNC Asheville (12/13/23)
Field Goals Attempted: 12 at Appalachian State (12/3/23)
3-Point Field Goals Made: 3 vs. Iowa (3/16/23)
3-Point Field Goals Attempted:
 5 vs. Penn (1/2/24), at Appalachian State (12/3/23)
Free Throws Made: 4 vs. LSU (1/13/24), vs. Chattanooga (12/30/23)
Free Throws Attempted: 4 (three times)
Rebounds: 7 at Arkansas (1/6/24), vs. Indiana (12/9/23)
Assists: 7 at Washington (12/21/22)
Blocks: 1 vs. Houston (3/18/23)
Steals: 4 at USC (12/18/22)
Minutes Played: 23 at Appalachian State (12/3/23)
Double-Figure Games: 8
20-Point Games: None
10-Rebound Games: None
Double-Doubles: None
Dunks: 3

CAREER HONORS

• 2022-23 First-Year SEC Academic Honor Roll

2023-24 GAME-BY-GAME STATISTICS

| Opponent | GS | Min. | FG-A | 3FG-A | FT-A | O-D-T | PF | A | TO | BLK | STL | PTS |
|---------------------|----|------|------|-------|------|-------|----|---|----|-----|-----|-----|
| vs. Baylor | * | 14 | 2-3 | 0-1 | 2-2 | 0-3-3 | 4 | 1 | 4 | 0 | 0 | 6 |
| SE Louisiana | * | 18 | 1-4 | 1-2 | 0-0 | 0-3-3 | 2 | 4 | 1 | 0 | 0 | 3 |
| vs. Notre Dame | | 16 | 4-6 | 2-4 | 0-0 | 0-1-1 | 2 | 5 | 0 | 0 | 1 | 10 |
| vs. St. Bonaventure | | 16 | 1-2 | 1-2 | 0-0 | 0-0-0 | 0 | 3 | 3 | 0 | 0 | 3 |
| Alabama A&M | * | 21 | 2-5 | 0-1 | 2-2 | 1-2-3 | 1 | 3 | 3 | 0 | 0 | 6 |
| Virginia Tech | | 18 | 4-6 | 1-1 | 0-0 | 2-0-2 | 0 | 3 | 0 | 0 | 1 | 9 |
| at App State | | 23 | 5-12 | 2-5 | 0-0 | 2-1-3 | 1 | 5 | 2 | 0 | 1 | 12 |
| vs. Indiana | | 18 | 4-7 | 2-4 | 0-0 | 0-7-7 | 1 | 3 | 0 | 0 | 2 | 10 |
| vs. UNC Asheville | | 19 | 6-8 | 0-2 | 3-4 | 0-0-0 | 2 | 2 | 1 | 0 | 0 | 15 |
| USC | | 16 | 3-4 | 0-0 | 1-1 | 0-2-2 | 0 | 5 | 1 | 0 | 2 | 7 |
| Alabama State | | 20 | 2-5 | 1-2 | 0-1 | 0-3-3 | 1 | 4 | 3 | 0 | 1 | 5 |
| Chattanooga | | 16 | 1-3 | 0-1 | 4-4 | 1-1-2 | 0 | 4 | 0 | 0 | 0 | 6 |
| Penn | | 21 | 2-9 | 2-5 | 0-0 | 1-3-4 | 0 | 3 | 0 | 0 | 1 | 6 |
| at Arkansas | | 20 | 5-6 | 1-1 | 0-0 | 0-7-7 | 1 | 4 | 1 | 0 | 0 | 11 |
| Texas A&M | | 21 | 1-5 | 0-3 | 2-2 | 0-0-0 | 0 | 6 | 3 | 0 | 0 | 4 |
| LSU | | 17 | 3-5 | 0-1 | 4-4 | 1-2-3 | 0 | 3 | 1 | 0 | 2 | 10 |
| at Vanderbilt | | 21 | 2-3 | 1-2 | 0-0 | 0-2-2 | 3 | 0 | 3 | 0 | 0 | 5 |
| Ole Miss | | 17 | 1-2 | 1-2 | 0-0 | 0-0-0 | 1 | 3 | 1 | 0 | 1 | 3 |
| at Alabama | | 18 | 3-5 | 2-3 | 0-0 | 0-1-1 | 0 | 3 | 0 | 0 | 1 | 8 |
| at Mississippi St. | * | 21 | 2-5 | 0-1 | 2-3 | 0-3-3 | 1 | 2 | 1 | 0 | 2 | 6 |
| Vanderbilt | | | | | | | | | | | | |
| at Ole Miss | | | | | | | | | | | | |
| Alabama | | | | | | | | | | | | |
| at Florida | | | | | | | | | | | | |
| South Carolina | | | | | | | | | | | | |
| Kentucky | | | | | | | | | | | | |
| at Georgia | | | | | | | | | | | | |
| at Tennessee | | | | | | | | | | | | |
| Mississippi State | | | | | | | | | | | | |
| at Missouri | | | | | | | | | | | | |
| Georgia | | | | | | | | | | | | |

DONALDSON'S CAREER STATISTICS

| SEASON | TEAM | GP-GS | MIN/AVG | Field Goals | | 3-Point | | F-Throws | | Rebounds | | | | Scoring | | | | | | |
|--------------|------|-------------|-----------------|---------------|-------------|--------------|-------------|--------------|-------------|-----------|-----------|-----------|------------|-------------|------------|-----------|----------|-----------|------------|------------|
| | | | | FG-FGA | FG% | 3FG-3FGA | 3FG% | FT-FTA | FT% | OFF | DEF | TOT | AVG | PF-FO | A | TO | BLK | STL | PTS | AVG |
| 2022-23 | AUB | 32-0 | 337/10.5 | 28-73 | .384 | 13-32 | .406 | 11-20 | .550 | 3 | 43 | 46 | 1.4 | 32-1 | 39 | 19 | 1 | 21 | 80 | 2.5 |
| 2023-24 | AUB | 20-4 | 374/18.7 | 54-105 | .514 | 17-43 | .395 | 20-23 | .870 | 8 | 41 | 49 | 2.5 | 20-0 | 66 | 28 | 0 | 15 | 145 | 7.3 |
| TOTAL | | 52-4 | 711/13.7 | 82-178 | .461 | 30-75 | .400 | 31-43 | .721 | 11 | 84 | 95 | 1.8 | 52-1 | 105 | 47 | 1 | 36 | 225 | 4.3 |

4

JOHNI BROOME

F/C | 6-10 | 240 | Jr.
Plant City, Fla.
(Morehead State)



SEASON SUPERLATIVES

Points: 30 vs. Virginia Tech (11/29/23)
Field Goals Made: 11 at Alabama (1/24/24), vs. Virginia Tech (11/29/23)
Field Goals Attempted: 19 vs. Virginia Tech (11/29/23)
3-Point Field Goals Made: 3 vs. Penn (1/2/24)
3-Point Field Goals Attempted: 4 vs. Penn (1/2/24)
Free Throws Made: 8 vs. Texas A&M (1/9/24), vs. Virginia Tech (11/29/23)
Free Throws Attempted: 13 vs. Virginia Tech (11/29/23)
Rebounds: 14 at Alabama (1/24/24)
Assists: 4 vs. Notre Dame (11/16/23)
Blocks: 5 at Alabama (1/24/24)
Steals: 3 (four times)
Minutes Played: 34 at Mississippi State (1/27/24)
Double-Figure Games: 18
30-Point Games: 1
20-Point Games: 3
10-Rebound Games: 8
Double-Doubles: 9
Dunks: 17

CAREER SUPERLATIVES

Points: 32 vs. Murray State (3/5/22)
Field Goals Made: 13 vs. Murray State (3/5/22)
Field Goals Attempted: 21 at Xavier (12/15/21)
3-Point Field Goals Made: 3 vs. Penn (1/2/24)
3-Point Field Goals Attempted: 5 at Georgia (1/4/23)
Free Throws Made: 9 vs. Presbyterian (12/6/21)
Free Throws Attempted: 16 vs. Houston (3/18/23)
Rebounds: 18 vs. Georgia (2/1/23), vs. Belmont (1/20/22)
Assists: 5 (three times)
Blocks: 12 vs. UT Martin (2/16/22)
Steals: 4 vs. Colgate (12/2/22)
Minutes Played: 37 at Murray State (1/29/22)
Double-Figure Games: 101
30-Point Games: 2
20-Point Games: 25
10-Rebound Games: 54
Double-Doubles: 54
Dunks: 86

CAREER HONORS

- 2023 Legends Classic MVP and All-Tournament Team
- 2023-24 Naismith Trophy Player of the Year Watch List
- 2023-24 Preseason All-SEC First Team (Coaches and Media)
- 2023-24 Kareem Abdul-Jabbar Center of the Year Award Watch List
- 2022-23 All-SEC Second Team
- 2022-23 USBWA All-District IV Team
- 2022 Cancun Challenge All-Tournament Team (Riviera Division)
- 2022-23 First-Year SEC Academic Honor Roll
- 2023 NABC Honors Court
- Two-Time NABC All-District 18 First Team (2020-21 and 2021-22)
- 2021-22 Ohio Valley Conference Defensive Player of the Year
- 2020-21 OVC Freshman of the Year
- Two-Time All-OVC First Team (2020-21 and 2021-22)
- Two-Time OVC All-Tournament Team (2020-21 and 2021-22)

2023-24 GAME-BY-GAME STATISTICS

| Opponent | GS | Min. | FG-A | 3FG-A | FT-A | O-D-T | PF | A | TO | BLK | STL | PTS |
|----------------------|----|------|-------|-------|-------|---------|----|---|----|-----|-----|-----|
| vs. Baylor | * | 25 | 4-10 | 2-3 | 6-10 | 5-6-11 | 6 | 2 | 1 | 1 | 0 | 16 |
| SE Louisiana | * | 24 | 7-12 | 1-1 | 3-3 | 2-9-11 | 4 | 2 | 2 | 2 | 1 | 18 |
| vs. Notre Dame | * | 19 | 7-11 | 1-2 | 0-1 | 2-4-6 | 4 | 4 | 3 | 1 | 0 | 15 |
| vs. St. Bonaventure* | 21 | 7-11 | 0-2 | 4-11 | 1-4-5 | 3 | 1 | 2 | 0 | 0 | 18 | |
| Alabama A&M | * | 21 | 3-7 | 0-2 | 4-6 | 2-3-5 | 2 | 2 | 2 | 0 | 1 | 10 |
| Virginia Tech | * | 26 | 11-19 | 0-2 | 8-13 | 7-6-13 | 1 | 0 | 2 | 3 | 1 | 30 |
| at App State | * | 27 | 10-16 | 0-3 | 1-7 | 4-9-13 | 2 | 1 | 2 | 2 | 0 | 21 |
| vs. Indiana | * | 21 | 1-6 | 0-1 | 0-0 | 2-5-7 | 4 | 3 | 1 | 2 | 2 | 2 |
| vs. UNC Asheville | * | 20 | 2-3 | 0-1 | 2-3 | 2-4-5 | 1 | 3 | 0 | 1 | 1 | 6 |
| USC | * | 23 | 4-14 | 0-2 | 3-3 | 1-2-3 | 0 | 0 | 0 | 4 | 0 | 11 |
| Alabama State | * | 23 | 5-9 | 0-2 | 6-9 | 3-10-13 | 2 | 1 | 4 | 3 | 3 | 16 |
| Chattanooga | * | 20 | 9-12 | 0-1 | 0-1 | 2-6-8 | 2 | 0 | 1 | 4 | 0 | 18 |
| Penn | * | 28 | 9-10 | 3-4 | 3-4 | 1-11-12 | 1 | 2 | 2 | 3 | 1 | 24 |
| at Arkansas | * | 25 | 7-13 | 0-2 | 0-0 | 3-5-8 | 1 | 3 | 2 | 2 | 2 | 14 |
| Texas A&M | * | 28 | 1-4 | 0-0 | 8-10 | 1-6-7 | 1 | 2 | 2 | 4 | 0 | 10 |
| LSU | * | 22 | 6-12 | 1-1 | 5-6 | 2-5-7 | 4 | 1 | 0 | 0 | 3 | 18 |
| at Vanderbilt | * | 24 | 6-12 | 0-2 | 3-5 | 5-7-12 | 2 | 2 | 1 | 1 | 3 | 15 |
| Ole Miss | * | 21 | 5-9 | 1-2 | 2-2 | 2-3-5 | 2 | 2 | 4 | 1 | 3 | 13 |
| at Alabama | * | 25 | 11-17 | 1-2 | 2-2 | 4-10-14 | 5 | 1 | 1 | 5 | 0 | 25 |
| at Mississippi St. | * | 34 | 5-7 | 1-1 | 3-3 | 0-7-7 | 2 | 2 | 1 | 3 | 1 | 14 |
| Vanderbilt | | | | | | | | | | | | |
| at Ole Miss | | | | | | | | | | | | |
| Alabama | | | | | | | | | | | | |
| at Florida | | | | | | | | | | | | |
| South Carolina | | | | | | | | | | | | |
| Kentucky | | | | | | | | | | | | |
| at Georgia | | | | | | | | | | | | |
| at Tennessee | | | | | | | | | | | | |
| Mississippi State | | | | | | | | | | | | |
| at Missouri | | | | | | | | | | | | |
| Georgia | | | | | | | | | | | | |

BROOME'S CAREER STATISTICS

| SEASON | TEAM | Field Goals | | | 3-Point | | | F-Throws | | Rebounds | | | | Scoring | | | | | | |
|----------------------|------|----------------|------------------|-----------------|-------------|--------------|-------------|----------------|-------------|------------|------------|-------------|------------|--------------|------------|------------|------------|-----------|-------------|-------------|
| | | GP-GS | MIN/AVG | FG-FGA | FG% | 3FG-3FGA | 3FG% | FT-FTA | FT% | OFF | DEF | TOT | AVG | PF-FO | A | TO | BLK | STL | PTS | AVG |
| 2020-21 | More | 30-27 | 776/25.9 | 172-302 | .570 | 0-0 | .000 | 68-110 | .618 | 91 | 179 | 270 | 9.0 | 61-0 | 20 | 57 | 56 | 18 | 412 | 13.7 |
| 2021-22 | More | 34-34 | 961/28.3 | 244-440 | .555 | 0-5 | .000 | 84-132 | .636 | 112 | 246 | 358 | 10.5 | 84-1 | 41 | 81 | 131 | 24 | 572 | 16.8 |
| 2022-23 | AUB | 33-33 | 875/26.5 | 194-368 | .527 | 9-31 | .290 | 70-125 | .560 | 96 | 181 | 277 | 8.4 | 99-4 | 44 | 57 | 78 | 29 | 467 | 14.2 |
| 2023-24 | AUB | 20-19 | 480/24.0 | 120-214 | .561 | 11-36 | .306 | 63-99 | .636 | 51 | 122 | 173 | 8.7 | 49-2 | 34 | 33 | 42 | 22 | 314 | 15.7 |
| TOTAL FOR AUB | | 53-52 | 1354/25.6 | 314-582 | .540 | 20-67 | .299 | 133-224 | .594 | 147 | 303 | 450 | 8.5 | 148-6 | 78 | 90 | 120 | 51 | 781 | 14.7 |
| TOTAL | | 117-113 | 3091/26.4 | 730-1324 | .551 | 20-72 | .278 | 285-466 | .612 | 350 | 728 | 1078 | 9.2 | 293-7 | 139 | 228 | 307 | 93 | 1765 | 15.1 |

5

CHRIS MOORE

F | 6-6 | 220 | Sr.
West Memphis, Ark.
(West Memphis HS)



SEASON SUPERLATIVES

Points: 10 vs. Notre Dame (11/16/23)
Field Goals Made: 3 vs. UNC Asheville (12/13/23), vs. Notre Dame (11/16/23)
Field Goals Attempted: 4 (three times)
3-Point Field Goals Made: 1 at Alabama (1/24/24), vs. Notre Dame (11/16/23)
3-Point Field Goals Attempted: 2 at Mississippi State (1/27/24)
Free Throws Made: 4 vs. Alabama State (12/22/23)
Free Throws Attempted: 4 (three times)
Rebounds: 5 vs. Alabama A&M (11/21/23)
Assists: 5 vs. Chattanooga (12/30/23)
Blocks: 2 vs. Baylor (11/7/23)
Steals: 2 vs. Penn (1/2/24), vs. UNC Asheville (12/13/23)
Minutes Played: 23 vs. Alabama A&M (11/21/23), vs. Baylor (11/7/23)
Double-Figure Games: 1
20-Point Games: None
10-Rebound Games: None
5-Steal Games: None
Double-Doubles: None
Dunks: 2

CAREER SUPERLATIVES

Points: 16 vs. ULM (11/12/21)
Field Goals Made: 5 at Washington (12/21/22), vs. ULM (11/12/21)
Field Goals Attempted: 9 vs. ULM (11/12/21)
3-Point Field Goals Made: 3 vs. Texas Southern (11/18/22), vs. Missouri (1/26/21)
3-Point Field Goals Attempted: 4 vs. Georgia (2/1/23), vs. Texas Southern (11/18/22)
Free Throws Made: 6 vs. ULM (11/12/21)
Free Throws Attempted: 6 at USC (12/18/22), vs. ULM (11/12/21)
Rebounds: 7 vs. Texas Southern (11/18/22)
Assists: 5 vs. Chattanooga (12/30/23)
Blocks: 2 vs. Baylor (11/7/23), vs. Yale (12/4/21)
Steals: 3 vs. Florida (12/28/22), vs. Troy (12/19/20)
Minutes Played: 25 at Alabama (3/1/23), vs. Florida (12/28/22)
Double-Figure Games: 6
20-Point Games: None
10-Rebound Games: None
Double-Doubles: None
Dunks: 10

2023-24 GAME-BY-GAME STATISTICS

| Opponent | GS | Min. | FG-A | 3FG-A | FT-A | O-D-T | PF | A | TO | BLK | STL | PTS |
|----------------------|----|------|------|-------|------|-------|----|---|----|-----|-----|-----|
| vs. Baylor | * | 23 | 2-4 | 0-0 | 0-0 | 0-2-2 | 4 | 1 | 0 | 2 | 0 | 4 |
| SE Louisiana | * | 12 | 1-2 | 0-1 | 0-0 | 1-1-2 | 0 | 1 | 1 | 1 | 0 | 2 |
| vs. Notre Dame | * | 22 | 3-4 | 1-1 | 3-4 | 3-1-4 | 0 | 2 | 0 | 0 | 0 | 10 |
| vs. St. Bonaventure* | * | 20 | 1-3 | 0-1 | 1-1 | 1-2-3 | 0 | 2 | 2 | 0 | 0 | 3 |
| Alabama A&M | * | 23 | 0-1 | 0-1 | 0-0 | 1-4-5 | 2 | 2 | 0 | 1 | 0 | 0 |
| Virginia Tech | * | 20 | 0-2 | 0-1 | 0-2 | 1-0-1 | 2 | 0 | 1 | 1 | 0 | 0 |
| at App State | * | 13 | 0-0 | 0-0 | 2-2 | 2-0-2 | 1 | 1 | 2 | 0 | 0 | 2 |
| vs. Indiana | * | 11 | 1-3 | 0-1 | 0-0 | 0-2-2 | 1 | 0 | 0 | 0 | 0 | 2 |
| vs. UNC Asheville | * | 10 | 3-4 | 0-1 | 0-0 | 0-0-0 | 0 | 0 | 0 | 0 | 2 | 6 |
| USC | * | 10 | 0-2 | 0-1 | 3-4 | 1-1-2 | 4 | 1 | 1 | 1 | 0 | 3 |
| Alabama State | * | 14 | 1-2 | 0-1 | 4-4 | 0-0-0 | 0 | 0 | 0 | 0 | 0 | 6 |
| Chattanooga | * | 18 | 2-2 | 0-0 | 2-2 | 1-0-1 | 2 | 5 | 1 | 0 | 0 | 6 |
| Penn | * | 14 | 1-2 | 0-1 | 0-0 | 0-0-0 | 1 | 0 | 1 | 0 | 2 | 2 |
| at Arkansas | * | 14 | 0-1 | 0-0 | 0-0 | 1-0-1 | 0 | 0 | 2 | 0 | 1 | 0 |
| Texas A&M | * | 11 | 0-2 | 0-1 | 0-0 | 0-0-0 | 0 | 0 | 0 | 0 | 0 | 0 |
| LSU | * | 8 | 0-1 | 0-1 | 0-0 | 0-0-0 | 1 | 1 | 0 | 1 | 0 | 0 |
| at Vanderbilt | * | 10 | 1-3 | 0-1 | 0-0 | 0-0-0 | 1 | 1 | 0 | 0 | 0 | 2 |
| Ole Miss | * | 15 | 1-2 | 0-0 | 0-0 | 0-0-0 | 0 | 0 | 1 | 0 | 0 | 2 |
| at Alabama | * | 10 | 1-1 | 1-1 | 0-0 | 0-0-0 | 1 | 0 | 0 | 0 | 0 | 3 |
| at Mississippi St. | * | 11 | 0-2 | 0-2 | 0-0 | 0-0-0 | 2 | 0 | 0 | 1 | 0 | 0 |
| Vanderbilt | | | | | | | | | | | | |
| at Ole Miss | | | | | | | | | | | | |
| Alabama | | | | | | | | | | | | |
| at Florida | | | | | | | | | | | | |
| South Carolina | | | | | | | | | | | | |
| Kentucky | | | | | | | | | | | | |
| at Georgia | | | | | | | | | | | | |
| at Tennessee | | | | | | | | | | | | |
| Mississippi State | | | | | | | | | | | | |
| at Missouri | | | | | | | | | | | | |
| Georgia | | | | | | | | | | | | |

MOORE'S CAREER STATISTICS

| SEASON | TEAM | GP-GS | MIN/AVG | Field Goals | | 3-Point | | F-Throws | | Rebounds | | | | Scoring | | | | | | |
|--------------|------|---------------|------------------|---------------|-------------|--------------|-------------|--------------|-------------|-----------|-----------|------------|------------|--------------|-----------|-----------|-----------|-----------|------------|------------|
| | | | | FG-FGA | FG% | 3FG-3FGA | 3FG% | FT-FTA | FT% | OFF | DEF | TOT | AVG | PF-FO | A | TO | BLK | STL | PTS | AVG |
| 2020-21 | AUB | 25-0 | 281/11.3 | 27-48 | .563 | 6-15 | .400 | 11-19 | .579 | 28 | 23 | 51 | 2.0 | 28-0 | 12 | 18 | 6 | 8 | 71 | 2.8 |
| 2021-22 | AUB | 25-0 | 185/7.4 | 16-37 | .432 | 0-5 | .000 | 10-15 | .667 | 20 | 15 | 35 | 1.4 | 19-0 | 6 | 15 | 4 | 8 | 42 | 1.7 |
| 2022-23 | AUB | 31-16 | 448/14.5 | 37-75 | .493 | 9-22 | .409 | 25-35 | .714 | 36 | 30 | 66 | 2.1 | 47-0 | 19 | 21 | 9 | 15 | 108 | 3.5 |
| 2023-24 | AUB | 20-20 | 295/14.7 | 18-43 | .419 | 2-16 | .125 | 15-19 | .789 | 12 | 13 | 25 | 1.3 | 22-0 | 17 | 12 | 8 | 5 | 53 | 2.7 |
| TOTAL | | 101-36 | 1210/12.0 | 98-203 | .483 | 17-58 | .293 | 61-88 | .693 | 96 | 81 | 177 | 1.8 | 116-0 | 54 | 66 | 27 | 36 | 274 | 2.7 |

10

CHAD BAKER-MAZARA

G/F | 6-7 | 180 | Jr.

Santo Domingo, Dominican Republic
(NW Florida State College)



SEASON SUPERLATIVES

Points: 19 vs. LSU (1/13/24)
Field Goals Made: 5 (four times)
Field Goals Attempted: 10 (three times)
3-Point Field Goals Made: 3 vs. LSU (1/13/24), vs. UNC Asheville (12/13/23)
3-Point Field Goals Attempted: 5 at Appalachian State (12/3/23)
Free Throws Made: 6 vs. LSU (1/13/24)
Free Throws Attempted: 7 at Alabama (1/24/24)
Rebounds: 7 vs. UNC Asheville (12/13/23)
Assists: 6 vs. Alabama A&M (11/21/23)
Blocks: 2 vs. Texas A&M (1/9/24)
Steals: 5 vs. LSU (1/13/24)
Minutes Played: 28 vs. LSU (1/13/24)
Double-Figure Games: 9
20-Point Games: None
10-Rebound Games: None
5-Steal Games: 1
Double-Doubles: None
Dunks: 5

CAREER SUPERLATIVES

Points: 23 at Fordham (1/27/21)
Field Goals Made: 8 at Fordham (1/27/21)
Field Goals Attempted: 15 at Fordham (1/27/21)
3-Point Field Goals Made: 7 at Fordham (1/27/21)
3-Point Field Goals Attempted: 11 at Fordham (1/27/21)
Free Throws Made: 8 vs. Rhode Island (2/27/21)
Free Throws Attempted: 9 vs. Rhode Island (2/27/21)
Rebounds: 7 vs. UNC Asheville (12/13/23)
Assists: 6 vs. Alabama A&M (11/21/23)
Blocks: 3 vs. Rhode Island (2/27/21)
Steals: 5 vs. LSU (1/13/24)
Minutes Played: 34 vs. Rhode Island (1/20/21)
Double-Figure Games: 22
20-Point Games: 3
10-Rebound Games: None
5-Steal Games: 1
Double-Doubles: None
Dunks: 18

CAREER HONORS

- 2023 NJCAA Region 8 Most Outstanding Player
- 2023 NJCAA Region 8 All-Tournament Team
- 2023 All-Panhandle Conference First Team
- 2021-22 Mountain West Conference Sixth Man of the Year

2023-24 GAME-BY-GAME STATISTICS

| Opponent | GS | Min. | FG-A | 3FG-A | FT-A | O-D-T | PF | A | TO | BLK | STL | PTS |
|---------------------|----|------|------|-------|-------|-------|----|---|----|-----|-----|-----|
| vs. Baylor | 12 | 2-4 | 0-0 | 3-3 | 2-0-2 | 4 | 0 | 1 | 0 | 2 | 7 | |
| SE Louisiana | 23 | 3-6 | 1-3 | 5-6 | 0-6-6 | 3 | 1 | 0 | 0 | 1 | 12 | |
| vs. Notre Dame | 18 | 2-3 | 0-1 | 2-3 | 0-2-2 | 0 | 1 | 1 | 1 | 1 | 6 | |
| vs. St. Bonaventure | 20 | 2-4 | 1-2 | 0-0 | 2-1-3 | 3 | 2 | 0 | 1 | 0 | 5 | |
| Alabama A&M | 20 | 1-4 | 1-3 | 3-4 | 1-3-4 | 2 | 6 | 1 | 0 | 1 | 6 | |
| Virginia Tech | 23 | 5-10 | 0-3 | 5-5 | 2-2-4 | 3 | 3 | 0 | 1 | 2 | 15 | |
| at App State | 18 | 2-9 | 1-5 | 2-2 | 1-3-4 | 3 | 3 | 1 | 0 | 0 | 7 | |
| vs. Indiana | 22 | 4-8 | 1-2 | 2-2 | 1-0-1 | 1 | 4 | 0 | 0 | 1 | 11 | |
| vs. UNC Asheville | 19 | 3-6 | 3-3 | 2-2 | 1-6-7 | 0 | 1 | 1 | 1 | 0 | 11 | |
| USC | 22 | 1-3 | 0-1 | 5-6 | 1-3-4 | 1 | 0 | 0 | 0 | 1 | 7 | |
| Alabama State | 18 | 1-5 | 0-2 | 1-1 | 1-2-3 | 1 | 3 | 1 | 1 | 0 | 3 | |
| Chattanooga | 15 | 4-7 | 3-5 | 2-2 | 0-1-1 | 2 | 2 | 1 | 0 | 1 | 13 | |
| Penn | 19 | 5-10 | 1-3 | 5-6 | 1-0-1 | 2 | 0 | 0 | 1 | 0 | 16 | |
| at Arkansas | 21 | 5-9 | 2-3 | 4-4 | 1-3-4 | 2 | 3 | 0 | 0 | 0 | 16 | |
| Texas A&M | 27 | 1-6 | 0-3 | 0-1 | 2-2-4 | 4 | 1 | 3 | 2 | 2 | 2 | |
| LSU | 28 | 5-10 | 3-4 | 6-6 | 0-2-2 | 3 | 3 | 1 | 1 | 5 | 19 | |
| at Vanderbilt | 24 | 2-6 | 1-4 | 0-0 | 0-0-0 | 1 | 3 | 2 | 0 | 0 | 5 | |
| Ole Miss | 13 | 2-2 | 1-1 | 0-0 | 0-1-1 | 1 | 2 | 1 | 0 | 1 | 5 | |
| at Alabama | 20 | 3-8 | 0-2 | 5-7 | 0-0-0 | 3 | 0 | 2 | 1 | 3 | 11 | |
| at Mississippi St. | 23 | 1-6 | 1-3 | 0-0 | 1-5-6 | 3 | 1 | 2 | 0 | 1 | 3 | |
| Vanderbilt | | | | | | | | | | | | |
| at Ole Miss | | | | | | | | | | | | |
| Alabama | | | | | | | | | | | | |
| at Florida | | | | | | | | | | | | |
| South Carolina | | | | | | | | | | | | |
| Kentucky | | | | | | | | | | | | |
| at Georgia | | | | | | | | | | | | |
| at Tennessee | | | | | | | | | | | | |
| Mississippi State | | | | | | | | | | | | |
| at Missouri | | | | | | | | | | | | |
| Georgia | | | | | | | | | | | | |

BAKER-MAZARA'S CAREER STATISTICS

| SEASON | TEAM | GP-GS | MIN/AVG | Field Goals | | 3-Point | | F-Throws | | Rebounds | | | | Scoring | | | | | | |
|----------------------|------|--------------|------------------|----------------|-------------|---------------|-------------|----------------|-------------|-----------|------------|------------|------------|--------------|-----------|-----------|-----------|-----------|------------|------------|
| | | | | FG-FGA | FG% | 3FG-3FGA | 3FG% | FT-FTA | FT% | OFF | DEF | TOT | AVG | PF-FO | A | TO | BLK | STL | PTS | AVG |
| 2020-21 | DU | 15-13 | 364/24.3 | 46-105 | .438 | 25-60 | .417 | 26-32 | .813 | 10 | 33 | 43 | 2.9 | 45-4 | 17 | 13 | 13 | 15 | 143 | 9.5 |
| 2021-22 | SDSU | 31-0 | 399/12.9 | 66-157 | .420 | 22-56 | .393 | 44-49 | .898 | 9 | 54 | 63 | 2.0 | 45-0 | 18 | 23 | 14 | 21 | 198 | 6.4 |
| 2023-24 | AUB | 20-0 | 411/20.5 | 54-126 | .429 | 20-53 | .377 | 52-60 | .867 | 17 | 42 | 59 | 3.0 | 42-0 | 39 | 18 | 9 | 23 | 180 | 9.0 |
| TOTAL FOR AUB | | 20-0 | 411/20.5 | 54-126 | .429 | 20-53 | .377 | 52-60 | .867 | 17 | 42 | 59 | 3.0 | 42-0 | 39 | 18 | 9 | 23 | 180 | 9.0 |
| TOTAL | | 66-13 | 1174/17.8 | 166-388 | .428 | 67-169 | .396 | 122-141 | .865 | 36 | 129 | 165 | 2.5 | 132-4 | 74 | 54 | 36 | 59 | 521 | 7.9 |

12

DENVER JONES

G | 6-4 | 205 | Jr.
New Market, Ala.
(FIU)



SEASON SUPERLATIVES

Points: 13 vs. Baylor (11/7/23)
Field Goals Made: 4 (three times)
Field Goals Attempted: 10 vs. Baylor (11/7/23)
3-Point FG Made: 3 vs. St. Bonaventure (11/17/23), vs. Baylor (11/7/23)
3-Point Field Goals Attempted: 7 vs. Penn (1/2/24)
Free Throws Made: 6 vs. USC (12/17/23), vs. Virginia Tech (11/29/23)
Free Throws Att.: 6 vs. USC (12/17/23), vs. Virginia Tech (11/29/23)
Rebounds: 5 vs. UNC Asheville (12/13/23), vs. Virginia Tech (11/29/23)
Assists: 4 at Appalachian State (12/3/23), vs. SE Louisiana (11/10/23)
Blocks: 1 at Arkansas (1/6/24)
Steals: 3 at Alabama (1/24/24)
Minutes Played: 24 vs. Virginia Tech (11/29/23), vs. Baylor (11/7/23)
Double-Figure Games: 5
20-Point Games: None
10-Rebound Games: None
5-Steal Games: None
Double-Doubles: None
Dunks: 1

CAREER SUPERLATIVES

Points: 30 at Rice (3/4/23)
Field Goals Made: 10 (three times)
Field Goals Attempted: 23 vs. Louisiana Tech (3/8/23)
3-Point Field Goals Made: 7 vs. Southern Miss (2/3/22)
3-Point Field Goals Attempted: 11 at UTSA (1/21/23)
Free Throws Made: 11 vs. UAB (1/7/23)
Free Throws Attempted: 12 vs. Rice (2/19/22)
Rebounds: 13 at Eastern Michigan (12/11/21)
Assists: 6 (three times)
Blocks: 1 (four times)
Steals: 4 (six times)
Minutes Played: 47 at Eastern Michigan (12/11/21)
Double-Figure Games: 51
30-Point Games: 1
20-Point Games: 19
10-Rebound Games: 1
Double-Doubles: 1
Dunks: 10

CAREER HONORS

- 2022-23 All-Conference USA First Team
- Conference USA Freshman of the Week (Dec. 13, 2021)
- 2020-21 Jayhawk Conference Freshman of the Year
- 2020-21 NJCAA All-Region 6 Second Team
- 2020-21 All-Jayhawk Conference First Team

2023-24 GAME-BY-GAME STATISTICS

| Opponent | GS | Min. | FG-A | 3FG-A | FT-A | O-D-T | PF | A | TO | BLK | STL | PTS |
|----------------------|----|------|------|-------|------|-------|----|---|----|-----|-----|-----|
| vs. Baylor | * | 24 | 4-10 | 3-5 | 2-2 | 0-1-1 | 2 | 2 | 2 | 0 | 1 | 13 |
| SE Louisiana | * | 22 | 2-5 | 1-3 | 3-4 | 0-2-2 | 1 | 4 | 2 | 0 | 0 | 8 |
| vs. Notre Dame | * | 18 | 1-5 | 0-2 | 0-0 | 0-2-2 | 0 | 1 | 1 | 0 | 1 | 2 |
| vs. St. Bonaventure* | | 21 | 3-4 | 3-3 | 3-4 | 1-1-2 | 0 | 3 | 0 | 0 | 0 | 12 |
| Alabama A&M | | 17 | 3-6 | 1-4 | 1-1 | 0-2-2 | 2 | 0 | 1 | 0 | 1 | 8 |
| Virginia Tech | * | 24 | 1-4 | 0-2 | 6-6 | 1-4-5 | 0 | 1 | 0 | 0 | 1 | 8 |
| at App State | * | 17 | 0-5 | 0-3 | 0-0 | 1-3-4 | 0 | 4 | 0 | 0 | 0 | 0 |
| vs. Indiana | * | 18 | 3-6 | 2-4 | 4-4 | 0-1-1 | 0 | 2 | 1 | 0 | 0 | 12 |
| vs. UNC Asheville | * | 23 | 4-8 | 1-4 | 0-0 | 0-5-5 | 2 | 1 | 2 | 0 | 0 | 9 |
| USC | * | 23 | 2-4 | 2-2 | 6-6 | 1-2-3 | 3 | 1 | 1 | 0 | 1 | 12 |
| Alabama State | * | 23 | 1-5 | 0-2 | 1-1 | 1-1-2 | 1 | 0 | 2 | 0 | 1 | 3 |
| Chattanooga | * | 19 | 2-5 | 1-4 | 0-0 | 1-2-3 | 0 | 2 | 2 | 0 | 1 | 5 |
| Penn | * | 16 | 4-9 | 2-7 | 2-2 | 1-0-1 | 1 | 1 | 0 | 0 | 0 | 12 |
| at Arkansas | * | 19 | 2-5 | 1-1 | 2-3 | 0-0-0 | 0 | 1 | 0 | 1 | 1 | 7 |
| Texas A&M | * | 19 | 0-4 | 0-3 | 2-2 | 0-0-0 | 2 | 1 | 0 | 0 | 2 | 2 |
| LSU | * | 19 | 2-5 | 0-1 | 0-0 | 0-1-1 | 0 | 2 | 0 | 0 | 1 | 4 |
| at Vanderbilt | * | 23 | 1-5 | 1-3 | 0-0 | 3-1-4 | 1 | 2 | 0 | 0 | 1 | 3 |
| Ole Miss | * | 20 | 2-4 | 1-2 | 0-0 | 0-1-1 | 1 | 1 | 1 | 0 | 0 | 5 |
| at Alabama | * | 21 | 3-8 | 1-5 | 2-2 | 1-1-2 | 1 | 1 | 2 | 0 | 3 | 9 |
| at Mississippi St. | | 20 | 2-6 | 2-3 | 2-2 | 0-0-0 | 1 | 2 | 0 | 0 | 0 | 8 |
| Vanderbilt | | | | | | | | | | | | |
| at Ole Miss | | | | | | | | | | | | |
| Alabama | | | | | | | | | | | | |
| at Florida | | | | | | | | | | | | |
| South Carolina | | | | | | | | | | | | |
| Kentucky | | | | | | | | | | | | |
| at Georgia | | | | | | | | | | | | |
| at Tennessee | | | | | | | | | | | | |
| Mississippi State | | | | | | | | | | | | |
| at Missouri | | | | | | | | | | | | |
| Georgia | | | | | | | | | | | | |

JONES' CAREER STATISTICS

| SEASON | TEAM | GP-GS | MIN/AVG | Field Goals | | | 3-Point | | F-Throws | | Rebounds | | | | Scoring | | | | | |
|----------------------|------|--------------|------------------|----------------|-------------|----------------|-------------|----------------|-------------|-----------|------------|------------|------------|--------------|------------|------------|----------|-----------|-------------|-------------|
| | | | | FG-FGA | FG% | 3FG-3FGA | 3FG% | FT-FTA | FT% | OFF | DEF | TOT | AVG | PF-FO | A | TO | BLK | STL | PTS | AVG |
| 2021-22 | FIU | 31-7 | 832/26.8 | 114-294 | .388 | 49-142 | .345 | 112-125 | .896 | 22 | 93 | 115 | 3.7 | 45-0 | 71 | 52 | 2 | 28 | 389 | 12.5 |
| 2022-23 | FIU | 28-28 | 935/33.4 | 187-391 | .478 | 59-159 | .371 | 131-155 | .845 | 25 | 82 | 107 | 3.8 | 45-1 | 56 | 90 | 1 | 49 | 564 | 20.1 |
| 2023-24 | AUB | 20-18 | 409/20.5 | 42-113 | .372 | 22-63 | .349 | 36-39 | .923 | 11 | 30 | 41 | 2.1 | 18-0 | 32 | 17 | 1 | 15 | 142 | 7.1 |
| TOTAL FOR AUB | | 20-18 | 409/20.5 | 42-113 | .372 | 22-63 | .349 | 36-39 | .923 | 11 | 30 | 41 | 2.1 | 18-0 | 32 | 17 | 1 | 15 | 142 | 7.1 |
| TOTAL | | 79-53 | 2176/27.5 | 343-798 | .430 | 130-364 | .357 | 279-319 | .875 | 58 | 205 | 263 | 3.3 | 108-1 | 159 | 159 | 4 | 92 | 1095 | 13.9 |

20

CARTER SOBERA

G | 6-5 | 210 | Sr.
Birmingham, Ala.
Mountain Brook HS



SEASON SUPERLATIVES

Points: None
Field Goals Made: None
Field Goals Attempted: 1 vs. Alabama State (12/22/23)
3-Point Field Goals Made: None
3-Point Field Goals Attempted: None
Free Throws Made: None
Free Throws Attempted: None
Rebounds: 1 vs. Ole Miss (1/20/24), vs. Alabama A&M (11/21/23)
Assists: None
Blocks: None
Steals: None
Minutes Played: 2 (three times)
Double-Figure Games: None
20-Point Games: None
10-Rebound Games: None
5-Steal Games: None
Double-Doubles: None
Dunks: None

CAREER SUPERLATIVES

Points: 3 vs. Alabama (2/1/22)
Field Goals Made: 1 vs. Alabama (2/1/22)
Field Goals Attempted: 1 vs. Alabama State (12/22/23), vs. Alabama (2/1/22)
3-Point Field Goals Made: None
3-Point Field Goals Attempted: None
Free Throws Made: 1 vs. Alabama (2/1/22)
Free Throws Attempted: 2 vs. Yale (12/4/21)
Rebounds: 2 vs. Yale (12/4/21)
Assists: None
Blocks: None
Steals: 1 vs. Yale (12/4/21)
Minutes Played: 2 (four times)
20-Point Games: None
10-Rebound Games: None
Double-Doubles: None
Dunks: None

CAREER HONORS

- 2023 NABC Honors Court
- Two-Time SEC Academic Honor Roll (2021-22 and 2022-23)

2023-24 GAME-BY-GAME STATISTICS

| Opponent | GS | Min. | FG-A | 3FG-A | FT-A | O-D-T | PF | A | TO | BLK | STL | PTS |
|---------------------|-----|------|------|-------|-------|-------|----|---|----|-----|-----|-----|
| vs. Baylor | DNP | | | | | | | | | | | |
| SE Louisiana | DNP | | | | | | | | | | | |
| vs. Notre Dame | 1 | 0-0 | 0-0 | 0-0 | 0-0-0 | 0 | 0 | 0 | 0 | 0 | 0 | 0 |
| vs. St. Bonaventure | DNP | | | | | | | | | | | |
| Alabama A&M | 2 | 0-0 | 0-0 | 0-0 | 0-1-1 | 0 | 0 | 0 | 0 | 0 | 0 | 0 |
| Virginia Tech | 1 | 0-0 | 0-0 | 0-0 | 0-0-0 | 0 | 0 | 0 | 0 | 0 | 0 | 0 |
| at App State | DNP | | | | | | | | | | | |
| vs. Indiana | 2 | 0-0 | 0-0 | 0-0 | 0-0-0 | 0 | 0 | 0 | 0 | 0 | 0 | 0 |
| vs. UNC Asheville | 1 | 0-0 | 0-0 | 0-0 | 0-0-0 | 0 | 0 | 0 | 0 | 0 | 0 | 0 |
| USC | DNP | | | | | | | | | | | |
| Alabama State | 1 | 0-1 | 0-0 | 0-0 | 0-0-0 | 0 | 0 | 0 | 0 | 0 | 0 | 0 |
| Chattanooga | 2 | 0-0 | 0-0 | 0-0 | 0-0-0 | 0 | 0 | 0 | 0 | 0 | 0 | 0 |
| Penn | 1 | 0-0 | 0-0 | 0-0 | 0-0-0 | 0 | 0 | 0 | 0 | 0 | 0 | 0 |
| at Arkansas | DNP | | | | | | | | | | | |
| Texas A&M | DNP | | | | | | | | | | | |
| LSU | DNP | | | | | | | | | | | |
| at Vanderbilt | DNP | | | | | | | | | | | |
| Ole Miss | 1 | 0-0 | 0-0 | 0-0 | 0-1-1 | 0 | 0 | 0 | 0 | 0 | 0 | 0 |
| at Alabama | DNP | | | | | | | | | | | |
| at Mississippi St. | DNP | | | | | | | | | | | |
| Vanderbilt | | | | | | | | | | | | |
| at Ole Miss | | | | | | | | | | | | |
| Alabama | | | | | | | | | | | | |
| at Florida | | | | | | | | | | | | |
| South Carolina | | | | | | | | | | | | |
| Kentucky | | | | | | | | | | | | |
| at Georgia | | | | | | | | | | | | |
| at Tennessee | | | | | | | | | | | | |
| Mississippi State | | | | | | | | | | | | |
| at Missouri | | | | | | | | | | | | |
| Georgia | | | | | | | | | | | | |

SOBERA'S CAREER STATISTICS

| SEASON | TEAM | GP-GS | MIN/AVG | Field Goals | | 3-Point | | F-Throws | | Rebounds | | | | Scoring | | | | | | |
|--------------|------|-------------|---------------|-------------|-------------|------------|-------------|------------|-------------|----------|----------|----------|------------|------------|----------|----------|----------|----------|----------|------------|
| | | | | FG-FGA | FG% | 3FG-3FGA | 3FG% | FT-FTA | FT% | OFF | DEF | TOT | AVG | PF-FO | A | TO | BLK | STL | PTS | AVG |
| 2021-22 | AUB | 4-0 | 6/1.6 | 1-1 | 1.000 | 0-0 | .000 | 1-3 | .333 | 0 | 4 | 4 | 1.0 | 1-0 | 0 | 1 | 0 | 1 | 3 | 0.8 |
| 2022-23 | AUB | 3-0 | 2/0.6 | 0-0 | .000 | 0-0 | .000 | 0-0 | .000 | 0 | 0 | 0 | 0.0 | 0-0 | 0 | 0 | 0 | 0 | 0 | 0.0 |
| 2023-24 | AUB | 9-0 | 12/1.4 | 0-1 | .000 | 0-0 | .000 | 0-0 | .000 | 0 | 2 | 2 | 0.2 | 0-0 | 0 | 0 | 0 | 0 | 0 | 0.0 |
| TOTAL | | 16-0 | 20/1.3 | 1-2 | .500 | 0-0 | .000 | 1-3 | .333 | 0 | 6 | 6 | 0.4 | 1-0 | 0 | 1 | 0 | 1 | 3 | 0.2 |

23

ADDARIN SCOTT

F | 6-9 | 207 | Jr.
Dallas, Texas
(Navarro College)



SEASON SUPERLATIVES

Points: 2 vs. Ole Miss (1/20/24), vs. Alabama A&M (11/21/23)
Field Goals Made: 1 vs. Ole Miss (1/20/24)
Field Goals Attempted: 1 vs. Ole Miss (1/20/24)
3-Point Field Goals Made: None
3-Point Field Goals Attempted: None
Free Throws Made: 2 vs. Alabama A&M (11/21/23)
Free Throws Attempted: 2 vs. Alabama A&M (11/21/23)
Rebounds: 2 vs. Chattanooga (12/30/23)
Assists: 1 at Arkansas (1/6/24)
Blocks: 2 vs. Ole Miss (1/20/24)
Steals: None
Minutes Played: 2 (four times)
Double-Figure Games: None
20-Point Games: None
10-Rebound Games: None
5-Steal Games: None
Double-Doubles: None
Dunks: None

CAREER SUPERLATIVES

Points: 2 vs. Ole Miss (1/20/24), vs. Alabama A&M (11/21/23)
Field Goals Made: 1 vs. Ole Miss (1/20/24)
Field Goals Attempted: 1 vs. Ole Miss (1/20/24)
3-Point Field Goals Made: None
3-Point Field Goals Attempted: None
Free Throws Made: 2 vs. Alabama A&M (11/21/23)
Free Throws Attempted: 2 vs. Alabama A&M (11/21/23)
Rebounds: 2 vs. Chattanooga (12/30/23)
Assists: 1 at Arkansas (1/6/24)
Blocks: 2 vs. Ole Miss (1/20/24)
Steals: None
Minutes Played: 2 (four times)
Double-Figure Games: None
20-Point Games: None
10-Rebound Games: None
5-Steal Games: None
Double-Doubles: None
Dunks: None

2023-24 GAME-BY-GAME STATISTICS

| Opponent | GS | Min. | FG-A | 3FG-A | FT-A | O-D-T | PF | A | TO | BLK | STL | PTS |
|---------------------|----|------|------|-------|------|-------|----|---|----|-----|-----|-----|
| vs. Baylor | | DNP | | | | | | | | | | |
| SE Louisiana | | DNP | | | | | | | | | | |
| vs. Notre Dame | 1 | | 0-0 | 0-0 | 0-0 | 0-0-0 | 0 | 0 | 0 | 0 | 0 | 0 |
| vs. St. Bonaventure | | DNP | | | | | | | | | | |
| Alabama A&M | 2 | | 0-0 | 0-0 | 2-2 | 2-0-2 | 1 | 0 | 1 | 0 | 0 | 2 |
| Virginia Tech | 1 | | 0-0 | 0-0 | 0-0 | 0-0-0 | 0 | 0 | 0 | 0 | 0 | 0 |
| at App State | | DNP | | | | | | | | | | |
| vs. Indiana | 2 | | 0-0 | 0-0 | 0-0 | 0-0-0 | 0 | 0 | 0 | 0 | 0 | 0 |
| vs. UNC Asheville | 1 | | 0-0 | 0-0 | 0-0 | 0-0-0 | 0 | 0 | 0 | 0 | 0 | 0 |
| USC | | DNP | | | | | | | | | | |
| Alabama State | 1 | | 0-0 | 0-0 | 0-0 | 0-0-0 | 0 | 0 | 0 | 0 | 0 | 0 |
| Chattanooga | 2 | | 0-0 | 0-0 | 0-0 | 0-2-2 | 0 | 0 | 0 | 0 | 0 | 0 |
| Penn | 1 | | 0-0 | 0-0 | 0-0 | 0-0-0 | 0 | 0 | 0 | 0 | 0 | 0 |
| at Arkansas | 2 | | 0-0 | 0-0 | 0-0 | 0-1-1 | 0 | 1 | 0 | 0 | 0 | 0 |
| Texas A&M | | DNP | | | | | | | | | | |
| LSU | | DNP | | | | | | | | | | |
| at Vanderbilt | | DNP | | | | | | | | | | |
| Ole Miss | 1 | | 1-1 | 0-0 | 0-0 | 0-0-0 | 1 | 0 | 0 | 2 | 0 | 2 |
| at Alabama | | DNP | | | | | | | | | | |
| at Mississippi St. | | DNP | | | | | | | | | | |
| Vanderbilt | | | | | | | | | | | | |
| at Ole Miss | | | | | | | | | | | | |
| Alabama | | | | | | | | | | | | |
| at Florida | | | | | | | | | | | | |
| South Carolina | | | | | | | | | | | | |
| Kentucky | | | | | | | | | | | | |
| at Georgia | | | | | | | | | | | | |
| at Tennessee | | | | | | | | | | | | |
| Mississippi State | | | | | | | | | | | | |
| at Missouri | | | | | | | | | | | | |
| Georgia | | | | | | | | | | | | |


SCOTT'S CAREER STATISTICS

| | | Field Goals | | 3-Point | | F-Throws | | Rebounds | | | | Scoring | | | | | | | | |
|--------------|------|-------------|---------------|------------|-------------|------------|-------------|-------------|-------------|----------|----------|----------|------------|------------|----------|----------|----------|----------|----------|------------|
| SEASON | TEAM | GP-GS | MIN/AVG | FG-FGA | FG% | 3FG-3FGA | 3FG% | FT-FTA | FT% | OFF | DEF | TOT | AVG | PF-FO | A | TO | BLK | STL | PTS | AVG |
| 2023-24 | AUB | 8-0 | 11/1.3 | 0-3 | .000 | 0-0 | .000 | 7-11 | .636 | 0 | 0 | 0 | 0.0 | 0-0 | 1 | 0 | 0 | 1 | 7 | 0.9 |
| TOTAL | | 8-0 | 11/1.3 | 0-3 | .000 | 0-0 | .000 | 7-11 | .636 | 0 | 0 | 0 | 0.0 | 0-0 | 1 | 0 | 0 | 1 | 7 | 0.9 |

24

LIOR BERMAN

G | 6-4 | 210 | Gr.
Birmingham, Ala.
(Mountain Brook HS)



SEASON SUPERLATIVES

Points: 5 at Vanderbilt (1/17/24), vs. UNC Asheville (12/13/23)
Field Goals Made: 1 (six times)
Field Goals Attempted: 4 vs. Chattanooga (12/30/23)
3-Point Field Goals Made: 1 (four times)
3-Point Field Goals Attempted: 2 (three times)
Free Throws Made: 2 at Vanderbilt (1/17/24), vs. Alabama State (12/22/23)
Free Throws Attempted: 2 (six times)
Rebounds: 3 (four times)
Assists: 1 (three times)
Blocks: 1 vs. Alabama A&M (11/21/23)
Steals: None
Minutes Played: 14 at Appalachian State (12/3/23)
Double-Figure Games: None
20-Point Games: None
10-Rebound Games: None
5-Steal Games: None
Double-Doubles: None
Dunks: None

CAREER SUPERLATIVES

Points: 8 (four times)
Field Goals Made: 3 (four times)
Field Goals Attempted: 6 vs. Nebraska (12/11/21)
3-Point Field Goals Made: 2 (six times)
3-Point Field Goals Attempted: 4 (three times)
Free Throws Made: 2 vs. Alabama State (12/22/23)
Free Throws Attempted: 2 (five times)
Rebounds: 4 vs. Texas A&M (1/25/23), vs. North Alabama (12/14/21)
Assists: 1 (12 times)
Blocks: 1 vs. Alabama A&M (11/21/23), vs. North Alabama (12/14/21)
Steals: 1 (13 times)
Minutes Played: 19 vs. Nebraska (12/11/21)
Double-Figure Games: None
20-Point Games: None
10-Rebound Games: None
Double-Doubles: None
Dunks: 1

CAREER HONORS

- Three-Time SEC Academic Honor Roll (2020-21, 2021-22 and 2022-23)
- 2022 CSC Academic All-District Team
- Three-Time NABC Honors Court (2021, 2022 and 2023)
- 2019-20 First-Year SEC Academic Honor Roll

2023-24 GAME-BY-GAME STATISTICS

| Opponent | GS | Min. | FG-A | 3FG-A | FT-A | O-D-T | PF | A | TO | BLK | STL | PTS |
|---------------------|-----|------|------|-------|-------|-------|----|---|----|-----|-----|-----|
| vs. Baylor | 4 | 0-0 | 0-0 | 0-0 | 0-0 | 0-0-0 | 1 | 0 | 0 | 0 | 0 | 0 |
| SE Louisiana | 2 | 0-1 | 0-1 | 0-0 | 0-0-0 | 0 | 0 | 0 | 0 | 0 | 0 | 0 |
| vs. Notre Dame | 5 | 0-0 | 0-0 | 0-0 | 1-2-3 | 2 | 0 | 0 | 0 | 0 | 0 | 0 |
| vs. St. Bonaventure | DNP | | | | | | | | | | | |
| Alabama A&M | 6 | 0-0 | 0-0 | 0-2 | 0-1-1 | 0 | 0 | 0 | 1 | 0 | 0 | 0 |
| Virginia Tech | 5 | 0-0 | 0-0 | 0-0 | 0-1-1 | 0 | 0 | 0 | 0 | 0 | 0 | 0 |
| at App State | 14 | 1-2 | 0-1 | 0-0 | 3-0-3 | 0 | 0 | 0 | 0 | 0 | 0 | 2 |
| vs. Indiana | 8 | 1-3 | 1-2 | 0-0 | 0-1-1 | 1 | 1 | 0 | 0 | 0 | 0 | 3 |
| vs. UNC Asheville | 9 | 2-3 | 1-2 | 0-0 | 0-1-1 | 1 | 0 | 0 | 0 | 0 | 0 | 5 |
| USC | 7 | 1-1 | 0-0 | 1-2 | 1-0-1 | 2 | 1 | 0 | 0 | 0 | 0 | 3 |
| Alabama State | 7 | 0-0 | 0-0 | 2-2 | 1-1-2 | 0 | 0 | 1 | 0 | 0 | 0 | 2 |
| Chattanooga | 7 | 0-4 | 0-1 | 1-2 | 1-2-3 | 1 | 0 | 0 | 0 | 0 | 0 | 1 |
| Penn | 5 | 0-0 | 0-0 | 0-0 | 0-0-0 | 0 | 0 | 0 | 0 | 0 | 0 | 0 |
| at Arkansas | 6 | 1-2 | 0-1 | 0-0 | 0-1-1 | 1 | 1 | 0 | 0 | 0 | 0 | 2 |
| Texas A&M | 2 | 0-0 | 0-0 | 0-0 | 0-0-0 | 0 | 0 | 0 | 0 | 0 | 0 | 0 |
| LSU | 4 | 0-1 | 0-1 | 0-0 | 0-0-0 | 0 | 0 | 1 | 0 | 0 | 0 | 0 |
| at Vanderbilt | 5 | 1-1 | 1-1 | 2-2 | 1-1-2 | 1 | 0 | 0 | 0 | 0 | 0 | 5 |
| Ole Miss | 10 | 1-2 | 1-2 | 1-2 | 1-2-3 | 3 | 0 | 0 | 0 | 0 | 0 | 4 |
| at Alabama | 7 | 0-2 | 0-0 | 0-0 | 1-0-1 | 0 | 0 | 0 | 0 | 0 | 0 | 0 |
| at Mississippi St. | 3 | 0-1 | 0-0 | 0-0 | 0-1-1 | 0 | 0 | 0 | 0 | 0 | 0 | 0 |
| Vanderbilt | | | | | | | | | | | | |
| at Ole Miss | | | | | | | | | | | | |
| Alabama | | | | | | | | | | | | |
| at Florida | | | | | | | | | | | | |
| South Carolina | | | | | | | | | | | | |
| Kentucky | | | | | | | | | | | | |
| at Georgia | | | | | | | | | | | | |
| at Tennessee | | | | | | | | | | | | |
| Mississippi State | | | | | | | | | | | | |
| at Missouri | | | | | | | | | | | | |
| Georgia | | | | | | | | | | | | |

BERMAN'S CAREER STATISTICS

| SEASON | TEAM | GP-GS | MIN/AVG | Field Goals | | 3-Point | | F-Throws | | Rebounds | | | | Scoring | | | | | | |
|--------------|------|-------------|----------------|---------------|-------------|--------------|-------------|--------------|-------------|-----------|-----------|-----------|------------|-------------|-----------|-----------|----------|-----------|------------|------------|
| | | | | FG-FGA | FG% | 3FG-3FGA | 3FG% | FT-FTA | FT% | OFF | DEF | TOT | AVG | PF-FO | A | TO | BLK | STL | PTS | AVG |
| 2019-20 | AUB | 2-0 | 3/1.4 | 0-1 | .000 | 0-0 | .000 | 0-0 | .000 | 0 | 0 | 0 | 0.0 | 0-0 | 0 | 0 | 0 | 0 | 0 | 0 |
| 2020-21 | AUB | 11-0 | 29/2.7 | 4-12 | .333 | 4-11 | .364 | 1-1 | 1.000 | 0 | 2 | 2 | 0.2 | 1-0 | 0 | 0 | 0 | 0 | 13 | 1.2 |
| 2021-22 | AUB | 20-0 | 166/8.3 | 16-40 | .400 | 8-17 | .471 | 0-1 | .000 | 8 | 6 | 14 | 0.7 | 18-0 | 6 | 3 | 1 | 5 | 40 | 2.0 |
| 2022-23 | AUB | 25-0 | 236/9.4 | 20-49 | .408 | 11-31 | .355 | 3-5 | .600 | 12 | 17 | 29 | 1.2 | 31-0 | 3 | 8 | 0 | 8 | 54 | 2.2 |
| 2023-24 | AUB | 19-0 | 120/6.3 | 8-23 | .348 | 4-12 | .333 | 7-12 | .583 | 10 | 14 | 24 | 1.3 | 13-0 | 3 | 2 | 1 | 0 | 27 | 1.4 |
| TOTAL | | 77-0 | 553/7.2 | 48-125 | .384 | 27-71 | .380 | 11-19 | .579 | 30 | 39 | 69 | 0.9 | 63-0 | 12 | 13 | 2 | 13 | 134 | 1.7 |

31

CHANEY JOHNSON

F | 6-7 | 220 | Jr.
Alabaster, Ala.
(UAH)



SEASON SUPERLATIVES

Points: 15 vs. Alabama A&M (11/21/23)
Field Goals Made: 6 vs. Alabama A&M (11/21/23)
Field Goals Attempted: 11 vs. Southeastern Louisiana (11/10/23)
3-Point Field Goals Made: 1 (four times)
3-Point Field Goals Attempted: 3 vs. Southeastern Louisiana (11/10/23)
Free Throws Made: 3 vs. Alabama A&M (11/21/23)
Free Throws Attempted: 4 vs. Alabama State (12/22/23), vs. Alabama A&M (11/21/23)
Rebounds: 11 vs. Southeastern Louisiana (11/10/23)
Assists: 2 (three times)
Blocks: 2 vs. Virginia Tech (11/29/23)
Steals: 3 vs. Chattanooga (12/30/23)
Minutes Played: 20 vs. Chattanooga (12/30/23), vs. UNC Asheville (12/13/23)
Double-Figure Games: 1
20-Point Games: None
10-Rebound Games: 1
5-Steal Games: None
Double-Doubles: None
Dunks: 10

CAREER SUPERLATIVES (DIVISION II and DIVISION I)

Points: 35 vs. Embry-Riddle (11/7/21)
Field Goals Made: 13 vs. Embry-Riddle (11/7/21)
Field Goals Attempted: 23 vs. Lee (2/12/22)
3-Point Field Goals Made: 5 vs. Embry-Riddle (11/7/21)
3-Point Field Goals Attempted: 6 vs. Embry-Riddle (11/7/21)
Free Throws Made: 10 vs. Mississippi College (2/4/23)
Free Throws Attempted: 14 vs. Mississippi College (2/4/23)
Rebounds: 12 vs. Lee (12/2/22), vs. West Georgia (3/1/22)
Assists: 6 vs. Montevallo (1/18/23)
Blocks: 3 at Nova Southeastern (3/14/23), Christian Brothers (1/13/22)
Steals: 4 vs. Union (3/6/22)
Minutes Played: 38 at West Alabama (11/28/22)
Double-Figure Games: 68
30-Point Games: 1
20-Point Games: 17
10-Rebound Games: 7
Double-Doubles: 5
Dunks: 74

CAREER HONORS

- 2023 Alabama Sports Writers Association Small College Athlete of the Year
- 2023 Gulf South Conference Player of the Year
- Two-Time NABC Division II All-District South Team (2022 and 2023)
- Two-Time All-Gulf South Conference First Team (2022 and 2023)
- Three-Time GSC Academic Honor Roll (2020-21, 2021-22, 2022-23)

2023-24 GAME-BY-GAME STATISTICS

| Opponent | GS | Min. | FG-A | 3FG-A | FT-A | O-D-T | PF | A | TO | BLK | STL | PTS |
|---------------------|----|------|------|-------|--------|-------|----|---|----|-----|-----|-----|
| vs. Baylor | 13 | 1-3 | 0-0 | 1-2-3 | 2 | 1 | 0 | 0 | 0 | 2 | | |
| SE Louisiana | 18 | 2-11 | 0-3 | 0-0 | 7-4-11 | 1 | 1 | 3 | 1 | 1 | 4 | |
| vs. Notre Dame | 13 | 2-2 | 0-0 | 0-0 | 0-4-4 | 5 | 1 | 0 | 0 | 0 | 4 | |
| vs. St. Bonaventure | 19 | 0-3 | 0-2 | 0-0 | 0-5-5 | 2 | 0 | 2 | 0 | 2 | 0 | |
| Alabama A&M | 17 | 6-8 | 0-1 | 3-4 | 0-4-4 | 3 | 0 | 1 | 1 | 2 | 15 | |
| Virginia Tech | 18 | 1-4 | 1-1 | 0-0 | 1-2-3 | 3 | 1 | 2 | 2 | 0 | 3 | |
| at App State | 18 | 1-1 | 0-0 | 0-2 | 1-3-4 | 2 | 0 | 0 | 0 | 1 | 2 | |
| vs. Indiana | 7 | 0-0 | 0-0 | 0-0 | 0-0-0 | 4 | 0 | 0 | 0 | 0 | 0 | |
| vs. UNC Asheville | 20 | 3-5 | 0-1 | 2-2 | 2-2-4 | 4 | 2 | 0 | 1 | 0 | 8 | |
| USC | 14 | 1-3 | 0-1 | 1-1 | 1-2-3 | 2 | 0 | 1 | 0 | 1 | 3 | |
| Alabama State | 18 | 1-2 | 0-0 | 2-4 | 3-2-5 | 2 | 1 | 1 | 0 | 0 | 4 | |
| Chattanooga | 20 | 3-4 | 1-1 | 0-0 | 1-4-5 | 2 | 2 | 2 | 1 | 3 | 7 | |
| Penn | 14 | 0-2 | 0-1 | 0-0 | 1-0-1 | 0 | 0 | 1 | 0 | 0 | 0 | |
| at Arkansas | 15 | 2-5 | 1-1 | 0-0 | 0-3-3 | 3 | 0 | 0 | 0 | 0 | 5 | |
| Texas A&M | 5 | 0-3 | 0-1 | 0-0 | 1-1-2 | 3 | 0 | 2 | 0 | 0 | 0 | |
| LSU | 15 | 3-4 | 1-2 | 0-0 | 0-1-1 | 1 | 0 | 1 | 0 | 1 | 7 | |
| at Vanderbilt | 11 | 0-2 | 0-1 | 0-0 | 0-1-1 | 3 | 0 | 0 | 1 | 1 | 0 | |
| Ole Miss | 18 | 3-4 | 0-0 | 0-0 | 0-5-5 | 2 | 2 | 1 | 1 | 0 | 6 | |
| at Alabama | 11 | 0-1 | 0-0 | 0-0 | 0-2-2 | 2 | 0 | 0 | 0 | 1 | 0 | |
| at Mississippi St. | 14 | 3-4 | 0-1 | 2-2 | 1-1-2 | 0 | 0 | 0 | 1 | 0 | 8 | |
| Vanderbilt | | | | | | | | | | | | |
| at Ole Miss | | | | | | | | | | | | |
| Alabama | | | | | | | | | | | | |
| at Florida | | | | | | | | | | | | |
| South Carolina | | | | | | | | | | | | |
| Kentucky | | | | | | | | | | | | |
| at Georgia | | | | | | | | | | | | |
| at Tennessee | | | | | | | | | | | | |
| Mississippi State | | | | | | | | | | | | |
| at Missouri | | | | | | | | | | | | |
| Georgia | | | | | | | | | | | | |


JOHNSON'S CAREER STATISTICS (DIVISION II and DIVISION I)

| SEASON | TEAM | GP-GS | MIN/AVG | Field Goals | | | 3-Point | | | F-Throws | | Rebounds | | | | Scoring | | | | |
|----------------------|------|---------------|------------------|----------------|-------------|---------------|-------------|----------------|-------------|------------|------------|------------|------------|---------------|------------|------------|-----------|-----------|-------------|-------------|
| | | | | FG-FGA | FG% | 3FG-3FGA | 3FG% | FT-FTA | FT% | OFF | DEF | TOT | AVG | PF-FO | A | TO | BLK | STL | PTS | AVG |
| 2020-21 | UAH | 19-0 | 220/11.6 | 31-72 | .431 | 11-28 | .393 | 10-20 | .500 | 12 | 25 | 37 | 1.9 | 31-0 | 4 | 19 | 2 | 6 | 83 | 4.4 |
| 2021-22 | UAH | 33-31 | 781/23.7 | 218-372 | .586 | 32-69 | .464 | 86-115 | .748 | 61 | 126 | 187 | 5.7 | 100-9 | 39 | 75 | 22 | 26 | 554 | 16.8 |
| 2022-23 | UAH | 35-35 | 891/25.5 | 203-392 | .518 | 24-81 | .296 | 128-167 | .766 | 49 | 182 | 231 | 6.6 | 69-1 | 55 | 74 | 18 | 39 | 558 | 15.9 |
| 2023-24 | AUB | 20-0 | 301/15.1 | 32-71 | .451 | 4-17 | .235 | 10-15 | .667 | 20 | 48 | 68 | 3.4 | 46-1 | 11 | 17 | 9 | 13 | 78 | 3.9 |
| TOTAL FOR AUB | | 20-0 | 301/15.1 | 32-71 | .451 | 4-17 | .235 | 10-15 | .667 | 20 | 48 | 68 | 3.4 | 46-1 | 11 | 17 | 9 | 13 | 78 | 3.9 |
| TOTAL | | 107-66 | 2194/20.5 | 484-907 | .534 | 71-195 | .364 | 234-317 | .738 | 142 | 381 | 523 | 4.9 | 246-11 | 109 | 185 | 51 | 84 | 1273 | 11.9 |

44

DYLAN CARDWELL

G | 6-11 | 255 | Sr.
Augusta, Ga.
(McEachern HS)



SEASON SUPERLATIVES

Points: 12 vs. Ole Miss (1/20/24), at Vanderbilt (1/17/24)
Field Goals Made: 5 vs. Ole Miss (1/20/24)
Field Goals Attempted: 7 at Vanderbilt (1/17/24)
3-Point Field Goals Made: None
3-Point Field Goals Attempted: 1 vs. USC (12/17/23)
Free Throws Made: 6 vs. St. Bonaventure (11/17/23)
Free Throws Attempted: 6 vs. St. Bonaventure (11/17/23)
Rebounds: 9 vs. Chattanooga (12/30/23), vs. Alabama A&M (11/21/23)
Assists: 4 vs. Baylor (11/7/23)
Blocks: 5 vs. LSU (1/13/24), vs. Baylor (11/7/23)
Steals: 3 vs. USC (12/17/23)
Minutes Played: 18 (three times)
Double-Figure Games: 3
20-Point Games: None
10-Rebound Games: None
5-Block Games: 2
Double-Doubles: None
Dunks: 29

CAREER SUPERLATIVES

Points: 12 vs. Ole Miss (1/20/24), at Vanderbilt (1/17/24)
Field Goals Made: 5 (three times)
Field Goals Attempted: 8 vs. Missouri (2/14/23)
3-Point Field Goals Made: 1 vs. Mississippi State (3/6/21)
3-Point Field Goals Attempted: 1 (four times)
Free Throws Made: 6 vs. St. Bonaventure (11/17/23), vs. Missouri (1/26/21)
Free Throws Attempted: 7 vs. Missouri (1/26/21)
Rebounds: 10 vs. Missouri (2/14/23)
Assists: 4 vs. Baylor (11/7/23)
Blocks: 5 (four times)
Steals: 4 at South Carolina (1/4/22)
Minutes Played: 29 vs. Ole Miss (2/6/21)
Double-Figure Games: 5
20-Point Games: None
10-Rebound Games: 1
5-Block Games: 4
Double-Doubles: None
Dunks: 96

CAREER HONORS

- 2022-23 CSC Academic All-District Team
- 2023 NABC Honors Court
- 2021-22 SEC Community Service Team
- Two-Time SEC Academic Honor Roll (2021-22 and 2022-23)
- 2020-21 First-Year SEC Academic Honor Roll

2023-24 GAME-BY-GAME STATISTICS

| Opponent | GS | Min. | FG-A | 3FG-A | FT-A | O-D-T | PF | A | TO | BLK | STL | PTS |
|---------------------|----|------|------|-------|-------|-------|----|---|----|-----|-----|-----|
| vs. Baylor | 14 | 2-3 | 0-0 | 1-3 | 2-2-4 | 4 | 4 | 0 | 5 | 1 | 5 | |
| SE Louisiana | 16 | 3-3 | 0-0 | 0-0 | 2-2-4 | 3 | 0 | 0 | 1 | 0 | 6 | |
| vs. Notre Dame | 15 | 1-2 | 0-0 | 0-0 | 1-0-1 | 2 | 1 | 4 | 1 | 2 | 2 | |
| vs. St. Bonaventure | 16 | 1-2 | 0-0 | 6-6 | 2-2-4 | 3 | 2 | 0 | 0 | 0 | 8 | |
| Alabama A&M * | 17 | 3-5 | 0-0 | 0-0 | 5-4-9 | 0 | 2 | 3 | 2 | 1 | 6 | |
| Virginia Tech | 12 | 0-0 | 0-0 | 2-5 | 0-0-0 | 1 | 2 | 0 | 0 | 0 | 2 | |
| at App State | 13 | 2-3 | 0-0 | 0-0 | 3-1-4 | 3 | 0 | 1 | 0 | 0 | 4 | |
| vs. Indiana | 17 | 1-2 | 0-0 | 0-0 | 4-4-8 | 1 | 0 | 0 | 0 | 1 | 2 | |
| vs. UNC Asheville | 18 | 3-6 | 0-0 | 0-0 | 1-0-1 | 2 | 0 | 0 | 1 | 0 | 6 | |
| USC | 17 | 4-5 | 0-1 | 3-4 | 2-3-5 | 3 | 2 | 0 | 2 | 3 | 11 | |
| Alabama State | 16 | 2-2 | 0-0 | 0-0 | 0-1-1 | 1 | 0 | 0 | 2 | 1 | 4 | |
| Chattanooga | 18 | 3-5 | 0-0 | 1-2 | 4-5-9 | 1 | 1 | 1 | 3 | 1 | 7 | |
| Penn | 9 | 3-3 | 0-0 | 0-0 | 1-2-3 | 4 | 0 | 0 | 0 | 0 | 6 | |
| at Arkansas | 13 | 3-3 | 0-0 | 0-2 | 3-5-8 | 3 | 0 | 0 | 2 | 0 | 6 | |
| Texas A&M | 12 | 3-3 | 0-0 | 0-0 | 1-4-5 | 2 | 2 | 0 | 0 | 1 | 6 | |
| LSU | 17 | 1-2 | 0-0 | 3-4 | 3-3-6 | 2 | 3 | 1 | 5 | 1 | 5 | |
| at Vanderbilt | 15 | 4-7 | 0-0 | 4-4 | 3-3-6 | 1 | 0 | 1 | 2 | 1 | 12 | |
| Ole Miss | 18 | 5-6 | 0-0 | 2-2 | 2-1-3 | 1 | 3 | 4 | 0 | 1 | 12 | |
| at Alabama | 14 | 1-2 | 0-0 | 0-0 | 2-1-3 | 3 | 1 | 1 | 3 | 1 | 2 | |
| at Mississippi St. | 6 | 0-0 | 0-0 | 0-0 | 0-0-0 | 4 | 0 | 0 | 1 | 0 | 0 | |
| Vanderbilt | | | | | | | | | | | | |
| at Ole Miss | | | | | | | | | | | | |
| Alabama | | | | | | | | | | | | |
| at Florida | | | | | | | | | | | | |
| South Carolina | | | | | | | | | | | | |
| Kentucky | | | | | | | | | | | | |
| at Georgia | | | | | | | | | | | | |
| at Tennessee | | | | | | | | | | | | |
| Mississippi State | | | | | | | | | | | | |
| at Missouri | | | | | | | | | | | | |
| Georgia | | | | | | | | | | | | |

CARDWELL'S CAREER STATISTICS

| SEASON | TEAM | GP-GS | MIN/AVG | Field Goals | | 3-Point | | F-Throws | | Rebounds | | | | Scoring | | | | | | |
|--------------|------|--------------|------------------|----------------|-------------|------------|-------------|--------------|-------------|------------|------------|------------|------------|--------------|-----------|-----------|------------|-----------|------------|------------|
| | | | | FG-FGA | FG% | 3FG-3FGA | 3FG% | FT-FTA | FT% | OFF | DEF | TOT | AVG | PF-FO | A | TO | BLK | STL | PTS | AVG |
| 2020-21 | AUB | 27-0 | 409/15.1 | 43-61 | .705 | 1-1 | 1.000 | 16-28 | .571 | 49 | 49 | 98 | 3.6 | 57-1 | 13 | 41 | 17 | 12 | 103 | 3.8 |
| 2021-22 | AUB | 34-0 | 394/11.6 | 49-71 | .690 | 0-1 | .000 | 4-10 | .400 | 53 | 49 | 102 | 3.0 | 60-0 | 18 | 9 | 42 | 18 | 102 | 3.0 |
| 2022-23 | AUB | 32-1 | 428/13.4 | 56-75 | .747 | 0-1 | .000 | 7-22 | .318 | 54 | 66 | 120 | 3.8 | 64-0 | 35 | 20 | 43 | 9 | 119 | 3.7 |
| 2023-24 | AUB | 20-1 | 296/14.8 | 45-64 | .703 | 0-1 | .000 | 22-32 | .688 | 41 | 43 | 84 | 4.2 | 44-0 | 21 | 16 | 29 | 15 | 112 | 5.6 |
| TOTAL | | 113-2 | 1527/13.5 | 193-271 | .712 | 1-4 | .250 | 49-92 | .533 | 197 | 207 | 404 | 3.6 | 225-1 | 87 | 86 | 131 | 54 | 436 | 3.9 |

2023-24 OVERALL STATISTICS

Game Records

| Record | Overall | Home | Away | Neutral |
|----------------|---------|------|------|---------|
| ALL GAMES | 16-4 | 10-0 | 2-3 | 4-1 |
| CONFERENCE | 5-2 | 3-0 | 2-2 | 0-0 |
| NON-CONFERENCE | 11-2 | 7-0 | 0-1 | 4-1 |

Score by Periods

| Team | 1st | 2nd | OT | TOT |
|-----------|-----|-----|----|------|
| Auburn | 824 | 816 | 0 | 1640 |
| Opponents | 577 | 741 | 0 | 1318 |

Team Box Score

| No. | Player | | | | Total | | 3-Point | | F-Throw | | Rebounds | | | | | | | | | | | |
|------------------|--------------------|-----------|-------------|------|-----------------|-------------|----------------|-------------|----------------|-------------|------------|------------|------------|-------------|------------|----------|------------|------------|------------|------------|-------------|-------------|
| | | GP-GS | MIN | AVG | FG-FGA | FG% | 3FG-3FGA | 3FG% | FT-FTA | FT% | OFF | DEF | TOT | AVG | PF | DQ | A | TO | BLK | STL | PTS | AVG |
| 4 | BROOME, Johni | 20-19 | 479:40 | 24.0 | 120-214 | .561 | 11-36 | .306 | 63-99 | .636 | 51 | 122 | 173 | 8.7 | 49 | 2 | 34 | 33 | 42 | 22 | 314 | 15.7 |
| 2 | WILLIAMS, Jaylin | 20-20 | 474:55 | 23.7 | 89-151 | .589 | 19-49 | .388 | 45-55 | .818 | 28 | 79 | 107 | 5.4 | 27 | 0 | 40 | 23 | 10 | 16 | 242 | 12.1 |
| 1 | HOLLOWAY, Aden | 20-17 | 432:44 | 21.6 | 59-181 | .326 | 41-124 | .331 | 30-38 | .789 | 5 | 25 | 30 | 1.5 | 27 | 0 | 63 | 20 | 1 | 6 | 189 | 9.5 |
| 10 | BAKER-MAZARA, Chad | 20-0 | 410:35 | 20.5 | 54-126 | .429 | 20-53 | .377 | 52-60 | .867 | 17 | 42 | 59 | 3.0 | 42 | 0 | 39 | 18 | 9 | 23 | 180 | 9.0 |
| 0 | JOHNSON, K.D. | 20-1 | 358:05 | 17.9 | 46-122 | .377 | 15-58 | .259 | 40-50 | .800 | 6 | 33 | 39 | 2.0 | 50 | 1 | 28 | 15 | 4 | 26 | 147 | 7.4 |
| 3 | DONALDSON, Tre | 20-4 | 374:15 | 18.7 | 54-105 | .514 | 17-43 | .395 | 20-23 | .870 | 8 | 41 | 49 | 2.5 | 20 | 0 | 66 | 28 | 0 | 15 | 145 | 7.3 |
| 12 | JONES, Denver | 20-18 | 409:04 | 20.5 | 42-113 | .372 | 22-63 | .349 | 36-39 | .923 | 11 | 30 | 41 | 2.1 | 18 | 0 | 32 | 17 | 1 | 15 | 142 | 7.1 |
| 44 | CARDWELL, Dylan | 20-1 | 296:27 | 14.8 | 45-64 | .703 | 0-1 | .000 | 22-32 | .688 | 41 | 43 | 84 | 4.2 | 44 | 0 | 21 | 16 | 29 | 15 | 112 | 5.6 |
| 31 | JOHNSON, Chaney | 20-0 | 301:23 | 15.1 | 32-71 | .451 | 4-17 | .235 | 10-15 | .667 | 20 | 48 | 68 | 3.4 | 46 | 1 | 11 | 17 | 9 | 13 | 78 | 3.9 |
| 5 | MOORE, Chris | 20-20 | 294:59 | 14.7 | 18-43 | .419 | 2-16 | .125 | 15-19 | .789 | 12 | 13 | 25 | 1.3 | 22 | 0 | 17 | 12 | 8 | 5 | 53 | 2.7 |
| 24 | BERMAN, Lior | 19-0 | 119:57 | 6.3 | 8-23 | .348 | 4-12 | .333 | 7-12 | .583 | 10 | 14 | 24 | 1.3 | 13 | 0 | 3 | 2 | 1 | 0 | 27 | 1.4 |
| 21 | MUSCHALEK, Blake | 8-0 | 10:48 | 1.3 | 0-3 | .000 | 0-0 | .000 | 7-11 | .636 | 0 | 0 | 0 | 0.0 | 0 | 0 | 1 | 0 | 0 | 1 | 7 | 0.9 |
| 23 | SCOTT, Addarin | 10-0 | 14:25 | 1.4 | 1-1 | 1.000 | 0-0 | .000 | 2-2 | 1.000 | 2 | 3 | 5 | 0.5 | 2 | 0 | 1 | 1 | 3 | 0 | 4 | 0.4 |
| 42 | ALEXANDER, Haston | 1-0 | 01:31 | 1.5 | 0-0 | .000 | 0-0 | .000 | 0-0 | .000 | 0 | 1 | 1 | 1.0 | 1 | 0 | 0 | 0 | 0 | 0 | 0 | 0.0 |
| 20 | SOBERA, Carter | 9-0 | 12:20 | 1.4 | 0-1 | .000 | 0-0 | .000 | 0-0 | .000 | 0 | 2 | 2 | 0.2 | 0 | 0 | 0 | 0 | 0 | 0 | 0 | 0.0 |
| 55 | HARPER, Jalen | 7-0 | 08:54 | 1.3 | 0-6 | .000 | 0-2 | .000 | 0-0 | .000 | 0 | 0 | 0 | 0.0 | 1 | 0 | 0 | 0 | 0 | 0 | 0 | 0.0 |
| Team | | | | | | | | | | | 24 | 43 | 67 | | | | 7 | | | | | |
| Total | | 20 | 4000 | | 568-1224 | .464 | 155-474 | .327 | 349-455 | .767 | 235 | 539 | 774 | 38.7 | 362 | 4 | 356 | 209 | 117 | 157 | 1640 | 82.0 |
| Opponents | | 20 | 4000 | | 443-1162 | .381 | 123-419 | .294 | 309-422 | .732 | 226 | 465 | 691 | 34.6 | 364 | 8 | 197 | 281 | 53 | 133 | 1318 | 65.9 |

Team Statistics

| | AUB | OPP |
|------------------------|-----------------|-----------------|
| Scoring | 1640 | 1318 |
| Points per game | 82.0 | 65.9 |
| Scoring margin | +16.1 | - |
| Field goals-att | 568-1224 | 443-1162 |
| Field goal pct | .464 | .381 |
| 3 point fg-att | 155-474 | 123-419 |
| 3-point FG pct | .327 | .294 |
| 3-pt FG made per game | 7.8 | 6.2 |
| Free throws-att | 349-455 | 309-422 |
| Free throw pct | .767 | .732 |
| F-Throws made per game | 17.5 | 15.5 |
| Rebounds | 774 | 691 |
| Rebounds per game | 38.7 | 34.6 |
| Rebounding margin | +4.2 | - |
| Assists | 356 | 197 |
| Assists per game | 17.8 | 9.9 |
| Turnovers | 209 | 281 |
| Turnovers per game | 10.5 | 14.1 |
| Turnover margin | +3.6 | - |
| Assist/turnover ratio | 1.7 | 0.7 |
| Steals | 157 | 133 |
| Steals per game | 7.9 | 6.7 |
| Blocks | 117 | 53 |
| Blocks per game | 5.9 | 2.7 |
| Winning streak | 0 | - |
| Home win streak | 10 | - |
| Attendance | 91210 | 55985 |
| Home games-Avg/Game | 10-9121 | 5-11197 |
| Neutral site-Avg/Game | - | 5-5716 |

Team Results

| Date | Opponent | | Score | Att. |
|------------|---------------------|---|--------|-------|
| 11/07/2023 | vs Baylor | L | 82-88 | 3028 |
| 11/10/2023 | Southeastern La. | W | 86-71 | 9121 |
| 11/16/2023 | vs Notre Dame | W | 83-59 | 5524 |
| 11/17/2023 | vs St. Bonaventure | W | 77-60 | 4849 |
| 11/21/2023 | Alabama A&M | W | 84-54 | 9121 |
| 11/29/2023 | Virginia Tech | W | 74-57 | 9121 |
| 12/03/2023 | at App State | L | 64-69 | 7037 |
| 12/09/2023 | vs Indiana | W | 104-76 | 8623 |
| 12/13/2023 | vs UNC Asheville | W | 87-62 | 6556 |
| 12/17/2023 | Southern California | W | 91-75 | 9121 |
| 12/22/2023 | Alabama St. | W | 82-62 | 9121 |
| 12/30/2023 | Chattanooga | W | 101-66 | 9121 |
| 01/02/2024 | Penn | W | 88-68 | 9121 |
| 01/06/2024 | at Arkansas | W | 83-51 | 19200 |
| 01/09/2024 | Texas A&M | W | 66-55 | 9121 |
| 01/13/2024 | LSU | W | 93-78 | 9121 |
| 01/17/2024 | at Vanderbilt | W | 80-65 | 7099 |
| 01/20/2024 | Ole Miss | W | 82-59 | 9121 |
| 01/24/2024 | at Alabama | L | 75-79 | 13474 |
| 01/27/2024 | at Mississippi St. | L | 58-64 | 9175 |

2023-24 CONFERENCE STATISTICS

Game Records

| Record | Overall | Home | Away | Neutral |
|----------------|---------|------|------|---------|
| ALL GAMES | 5-2 | 3-0 | 2-2 | 0-0 |
| CONFERENCE | 5-2 | 3-0 | 2-2 | 0-0 |
| NON-CONFERENCE | 0-0 | 0-0 | 0-0 | 0-0 |

Score by Periods

| Team | 1st | 2nd | OT | TOT |
|-----------|-----|-----|----|-----|
| Auburn | 256 | 281 | 0 | 537 |
| Opponents | 202 | 249 | 0 | 451 |

Team Box Score

| No. | Player | Total | | | 3-Point | | F-Throw | | Rebounds | | | | PF DQ A TO BLK STL PTS AVG | | | | | | | | | |
|------------------|--------------------|----------|-------------|------|----------------|-------------|---------------|-------------|----------------|-------------|-----------|------------|----------------------------|-------------|------------|----------|------------|------------|-----------|-----------|------------|-------------|
| | | GP-GS | MIN | AVG | FG-FGA | FG% | 3FG-3FGA | 3FG% | FT-FTA | FT% | OFF | DEF | TOT | AVG | PF | DQ | A | TO | BLK | STL | PTS | AVG |
| 4 | BROOME, Johni | 7-7 | 180:32 | 25.8 | 41-74 | .554 | 4-10 | .400 | 23-28 | .821 | 17 | 43 | 60 | 8.6 | 17 | 1 | 13 | 11 | 16 | 12 | 109 | 15.6 |
| 2 | WILLIAMS, Jaylin | 7-7 | 189:45 | 27.1 | 33-55 | .600 | 7-17 | .412 | 20-23 | .870 | 9 | 34 | 43 | 6.1 | 9 | 0 | 14 | 9 | 2 | 4 | 93 | 13.3 |
| 10 | BAKER-MAZARA, Chad | 7-0 | 157:16 | 22.5 | 19-47 | .404 | 8-20 | .400 | 15-18 | .833 | 4 | 13 | 17 | 2.4 | 17 | 0 | 13 | 11 | 4 | 12 | 61 | 8.7 |
| 1 | HOLLOWAY, Aden | 7-6 | 143:03 | 20.4 | 17-58 | .293 | 11-42 | .262 | 7-9 | .778 | 3 | 10 | 13 | 1.9 | 9 | 0 | 12 | 7 | 0 | 2 | 52 | 7.4 |
| 0 | JOHNSON, K.D. | 7-1 | 141:09 | 20.2 | 14-47 | .298 | 3-20 | .150 | 17-21 | .810 | 1 | 13 | 14 | 2.0 | 17 | 0 | 10 | 6 | 1 | 10 | 48 | 6.9 |
| 3 | DONALDSON, Tre | 7-1 | 135:51 | 19.4 | 17-31 | .548 | 5-13 | .385 | 8-9 | .889 | 1 | 15 | 16 | 2.3 | 6 | 0 | 21 | 10 | 0 | 6 | 47 | 6.7 |
| 44 | CARDWELL, Dylan | 7-0 | 96:38 | 13.8 | 17-23 | .739 | 0-0 | .000 | 9-12 | .750 | 14 | 17 | 31 | 4.4 | 16 | 0 | 9 | 7 | 13 | 5 | 43 | 6.1 |
| 12 | JONES, Denver | 7-6 | 141:02 | 20.1 | 12-37 | .324 | 6-18 | .333 | 8-9 | .889 | 4 | 4 | 8 | 1.1 | 6 | 0 | 10 | 3 | 1 | 8 | 38 | 5.4 |
| 31 | JOHNSON, Chaney | 7-0 | 90:15 | 12.9 | 11-23 | .478 | 2-6 | .333 | 2-2 | 1.000 | 2 | 14 | 16 | 2.3 | 14 | 0 | 2 | 4 | 3 | 3 | 26 | 3.7 |
| 24 | BERMAN, Lior | 7-0 | 38:17 | 5.5 | 3-9 | .333 | 2-5 | .400 | 3-4 | .750 | 3 | 5 | 8 | 1.1 | 5 | 0 | 1 | 1 | 0 | 0 | 11 | 1.6 |
| 23 | SCOTT, Addarin | 2-0 | 02:41 | 1.3 | 1-1 | 1.000 | 0-0 | .000 | 0-0 | .000 | 0 | 1 | 1 | 0.5 | 1 | 0 | 1 | 0 | 2 | 0 | 2 | 1.0 |
| 5 | MOORE, Chris | 7-7 | 80:25 | 11.5 | 3-12 | .250 | 1-6 | .167 | 0-0 | .000 | 1 | 0 | 1 | 0.1 | 5 | 0 | 2 | 3 | 2 | 1 | 7 | 1.0 |
| 55 | HARPER, Jalen | 1-0 | 01:02 | 1.0 | 0-1 | .000 | 0-0 | .000 | 0-0 | .000 | 0 | 0 | 0 | 0.0 | 0 | 0 | 0 | 0 | 0 | 0 | 0 | 0.0 |
| 21 | MUSCHALEK, Blake | 1-0 | 01:02 | 1.0 | 0-0 | .000 | 0-0 | .000 | 0-0 | .000 | 0 | 0 | 0 | 0.0 | 0 | 0 | 1 | 0 | 0 | 0 | 0 | 0.0 |
| 20 | SOBERA, Carter | 1-0 | 01:02 | 1.0 | 0-0 | .000 | 0-0 | .000 | 0-0 | .000 | 0 | 1 | 1 | 1.0 | 0 | 0 | 0 | 0 | 0 | 0 | 0 | 0.0 |
| Team | | | | | | | | | | | 10 | 12 | 22 | | | | | 3 | | | | |
| Total | | 7 | 1400 | | 188-418 | .450 | 49-157 | .312 | 112-135 | .830 | 69 | 182 | 251 | 35.9 | 122 | 1 | 109 | 75 | 44 | 63 | 537 | 76.7 |
| Opponents | | 7 | 1400 | | 153-415 | .369 | 43-152 | .283 | 102-144 | .708 | 97 | 169 | 266 | 38.0 | 115 | 0 | 67 | 104 | 20 | 50 | 451 | 64.4 |

Team Statistics

| | AUB | OPP |
|------------------------|----------------|----------------|
| Scoring | 537 | 451 |
| Points per game | 76.7 | 64.4 |
| Scoring margin | +12.3 | - |
| Field goals-att | 188-418 | 153-415 |
| Field goal pct | .450 | .369 |
| 3 point fg-att | 49-157 | 43-152 |
| 3-point FG pct | .312 | .283 |
| 3-pt FG made per game | 7.0 | 6.1 |
| Free throws-att | 112-135 | 102-144 |
| Free throw pct | .830 | .708 |
| F-Throws made per game | 16.0 | 14.6 |
| Rebounds | 251 | 266 |
| Rebounds per game | 35.9 | 38.0 |
| Rebounding margin | -2.1 | - |
| Assists | 109 | 67 |
| Assists per game | 15.6 | 9.6 |
| Turnovers | 75 | 104 |
| Turnovers per game | 10.7 | 14.9 |
| Turnover margin | +4.1 | - |
| Assist/turnover ratio | 1.5 | 0.6 |
| Steals | 63 | 50 |
| Steals per game | 9.0 | 7.1 |
| Blocks | 44 | 20 |
| Blocks per game | 6.3 | 2.9 |
| Winning streak | 0 | - |
| Home win streak | 3 | - |
| Attendance | 27363 | 48948 |
| Home games-Avg/Game | 3-9121 | 4-12237 |
| Neutral site-Avg/Game | - | 0-0 |

Team Results

| Date | Opponent | Score | Att. |
|------------|--------------------|---------|-------|
| 01/06/2024 | at Arkansas | W 83-51 | 19200 |
| 01/09/2024 | Texas A&M | W 66-55 | 9121 |
| 01/13/2024 | LSU | W 93-78 | 9121 |
| 01/17/2024 | at Vanderbilt | W 80-65 | 7099 |
| 01/20/2024 | Ole Miss | W 82-59 | 9121 |
| 01/24/2024 | at Alabama | L 75-79 | 13474 |
| 01/27/2024 | at Mississippi St. | L 58-64 | 9175 |

TEAM AND OPPONENT SUPERLATIVES

AUBURN GAME HIGHS

Auburn - Game Highs

| | | |
|------------------------------|--------------|----------------------------------|
| POINTS | 104 | vs Indiana (N) (12/09/2023) |
| | 101 | Chattanooga (12/30/2023) |
| | 93 | LSU (01/13/2024) |
| | 91 | Southern California (12/17/2023) |
| | 88 | Penn (01/02/2024) |
| FIELD GOALS MADE | 37 | Chattanooga (12/30/2023) |
| | 35 | vs Indiana (N) (12/09/2023) |
| FIELD GOAL ATTEMPTS | 72 | vs Indiana (N) (12/09/2023) |
| | 70 | at Arkansas (01/06/2024) |
| | 70 | Southeastern La. (11/10/2023) |
| FIELD GOAL PERCENTAGE | .582 (32-55) | Ole Miss (01/20/2024) |
| | .561 (37-66) | Chattanooga (12/30/2023) |
| 3 PT FG MADE | 14 | vs Indiana (N) (12/09/2023) |
| | 12 | Penn (01/02/2024) |
| 3 PT FG ATTEMPTS | 35 | Penn (01/02/2024) |
| | 32 | Southeastern La. (11/10/2023) |
| 3 PT FG PERCENTAGE | .483 (14-29) | vs Indiana (N) (12/09/2023) |
| | .474 (9-19) | vs Baylor (N) (11/07/2023) |
| FREE THROWS MADE | 27 | LSU (01/13/2024) |
| | 26 | Alabama St. (12/22/2023) |
| | 26 | Alabama A&M (11/21/2023) |
| FREE THROW ATTEMPTS | 36 | Virginia Tech (11/29/2023) |
| | 36 | Alabama A&M (11/21/2023) |
| FREE THROW PERCENTAGE | .909 (10-11) | Ole Miss (01/20/2024) |
| | .875 (14-16) | at Mississippi St. (01/27/2024) |
| REBOUNDS | 48 | at App State (12/03/2023) |
| | 48 | Alabama A&M (11/21/2023) |
| ASSISTS | 25 | vs Indiana (N) (12/09/2023) |
| | 23 | Chattanooga (12/30/2023) |
| STEALS | 15 | LSU (01/13/2024) |
| | 11 | Alabama St. (12/22/2023) |
| | 11 | Virginia Tech (11/29/2023) |
| BLOCKED SHOTS | 10 | at Alabama (01/24/2024) |
| | 10 | vs Baylor (N) (11/07/2023) |
| TURNOVERS | 18 | Alabama St. (12/22/2023) |
| | 16 | Ole Miss (01/20/2024) |
| FOULS | 32 | vs Baylor (N) (11/07/2023) |
| | 22 | at Vanderbilt (01/17/2024) |
| | 22 | Southern California (12/17/2023) |
| | 22 | Virginia Tech (11/29/2023) |

OPPONENT GAME HIGHS

Opponent - Game Highs

| | | |
|------------------------------|--------------|-------------------------------------|
| POINTS | 88 | vs Baylor (N) (11/07/2023) |
| | 79 | at Alabama (01/24/2024) |
| | 78 | LSU (01/13/2024) |
| | 76 | vs Indiana (N) (12/09/2023) |
| | 75 | Southern California (12/17/2023) |
| FIELD GOALS MADE | 26 | at Alabama (01/24/2024) |
| | 26 | vs Baylor (N) (11/07/2023) |
| FIELD GOAL ATTEMPTS | 68 | at Alabama (01/24/2024) |
| | 63 | Southeastern La. (11/10/2023) |
| FIELD GOAL PERCENTAGE | .451 (23-51) | vs UNC Asheville (N) (12/13/2023) |
| | .439 (25-57) | at Mississippi St. (01/27/2024) |
| 3 PT FG MADE | 11 | at Alabama (01/24/2024) |
| | 11 | Chattanooga (12/30/2023) |
| 3 PT FG ATTEMPTS | 33 | Chattanooga (12/30/2023) |
| | 30 | at Alabama (01/24/2024) |
| 3 PT FG PERCENTAGE | .474 (9-19) | vs Baylor (N) (11/07/2023) |
| | .471 (8-17) | at App State (12/03/2023) |
| FREE THROWS MADE | 27 | vs Baylor (N) (11/07/2023) |
| | 23 | Virginia Tech (11/29/2023) |
| FREE THROW ATTEMPTS | 34 | vs Baylor (N) (11/07/2023) |
| | 31 | Virginia Tech (11/29/2023) |
| FREE THROW PERCENTAGE | .875 (14-16) | Alabama St. (12/22/2023) |
| | .846 (11-13) | vs St. Bonaventure (N) (11/17/2023) |
| REBOUNDS | 46 | at Alabama (01/24/2024) |
| | 45 | at Mississippi St. (01/27/2024) |
| ASSISTS | 16 | Chattanooga (12/30/2023) |
| | 14 | vs UNC Asheville (N) (12/13/2023) |
| | 14 | vs Indiana (N) (12/09/2023) |
| STEALS | 14 | Alabama St. (12/22/2023) |
| | 11 | Texas A&M (01/09/2024) |
| BLOCKED SHOTS | 5 | Alabama St. (12/22/2023) |
| | 4 | at Arkansas (01/06/2024) |
| | 4 | vs Indiana (N) (12/09/2023) |
| | 4 | vs Baylor (N) (11/07/2023) |
| TURNOVERS | 21 | Virginia Tech (11/29/2023) |
| | 19 | Texas A&M (01/09/2024) |
| FOULS | 26 | Alabama A&M (11/21/2023) |
| | 25 | Virginia Tech (11/29/2023) |

AUBURN GAME LOWS

Auburn - Game Lows

| | | |
|------------------------------|--------------|-------------------------------------|
| POINTS | 58 | at Mississippi St. (01/27/2024) |
| | 64 | at App State (12/03/2023) |
| | 66 | Texas A&M (01/09/2024) |
| | 74 | Virginia Tech (11/29/2023) |
| | 75 | at Alabama (01/24/2024) |
| FIELD GOALS MADE | 19 | at Mississippi St. (01/27/2024) |
| | 20 | Texas A&M (01/09/2024) |
| FIELD GOAL ATTEMPTS | 51 | Texas A&M (01/09/2024) |
| | 52 | vs St. Bonaventure (N) (11/17/2023) |
| FIELD GOAL PERCENTAGE | .339 (19-56) | at Mississippi St. (01/27/2024) |
| | .387 (24-62) | Virginia Tech (11/29/2023) |
| 3 PT FG MADE | 2 | Virginia Tech (11/29/2023) |
| | 3 | at App State (12/03/2023) |
| 3 PT FG ATTEMPTS | 16 | Virginia Tech (11/29/2023) |
| | 18 | Ole Miss (01/20/2024) |
| | 18 | at Arkansas (01/06/2024) |
| 3 PT FG PERCENTAGE | .111 (3-27) | at App State (12/03/2023) |
| | .125 (2-16) | Virginia Tech (11/29/2023) |
| FREE THROWS MADE | 8 | at Arkansas (01/06/2024) |
| | 9 | at App State (12/03/2023) |
| FREE THROW ATTEMPTS | 11 | Ole Miss (01/20/2024) |
| | 11 | at Arkansas (01/06/2024) |
| FREE THROW PERCENTAGE | .474 (9-19) | at App State (12/03/2023) |
| | .667 (24-36) | Virginia Tech (11/29/2023) |
| REBOUNDS | 29 | Ole Miss (01/20/2024) |
| | 30 | at Mississippi St. (01/27/2024) |
| ASSISTS | 11 | at Alabama (01/24/2024) |
| | 12 | at Mississippi St. (01/27/2024) |
| | 12 | Virginia Tech (11/29/2023) |
| STEALS | 3 | at App State (12/03/2023) |
| | 4 | vs St. Bonaventure (N) (11/17/2023) |
| BLOCKED SHOTS | 2 | at App State (12/03/2023) |
| | 3 | vs Indiana (N) (12/09/2023) |
| | 3 | vs St. Bonaventure (N) (11/17/2023) |
| TURNOVERS | 3 | vs Indiana (N) (12/09/2023) |
| | 6 | Penn (01/02/2024) |
| | 11 | Penn (01/02/2024) |
| | 13 | Alabama St. (12/22/2023) |

OPPONENT GAME LOWS

Opponent - Game Lows

| | | |
|------------------------------|--------------|-------------------------------------|
| POINTS | 51 | at Arkansas (01/06/2024) |
| | 54 | Alabama A&M (11/21/2023) |
| | 55 | Texas A&M (01/09/2024) |
| | 57 | Virginia Tech (11/29/2023) |
| | 59 | Ole Miss (01/20/2024) |
| | 59 | vs Notre Dame (N) (11/16/2023) |
| FIELD GOALS MADE | 14 | Virginia Tech (11/29/2023) |
| | 18 | Texas A&M (01/09/2024) |
| | 18 | at Arkansas (01/06/2024) |
| FIELD GOAL ATTEMPTS | 51 | vs UNC Asheville (N) (12/13/2023) |
| | 51 | at App State (12/03/2023) |
| | 51 | Virginia Tech (11/29/2023) |
| FIELD GOAL PERCENTAGE | .275 (14-51) | Virginia Tech (11/29/2023) |
| | .290 (18-62) | Texas A&M (01/09/2024) |
| 3 PT FG MADE | 2 | vs Notre Dame (N) (11/16/2023) |
| | 3 | Texas A&M (01/09/2024) |
| | 3 | Alabama A&M (11/21/2023) |
| | 3 | vs St. Bonaventure (N) (11/17/2023) |
| 3 PT FG ATTEMPTS | 14 | Southeastern La. (11/10/2023) |
| | 15 | Alabama A&M (11/21/2023) |
| 3 PT FG PERCENTAGE | .077 (2-26) | vs Notre Dame (N) (11/16/2023) |
| | .125 (3-24) | vs St. Bonaventure (N) (11/17/2023) |
| FREE THROWS MADE | 8 | at Arkansas (01/06/2024) |
| | 8 | Penn (01/02/2024) |
| FREE THROW ATTEMPTS | 13 | vs St. Bonaventure (N) (11/17/2023) |
| | 14 | Penn (01/02/2024) |
| FREE THROW PERCENTAGE | .500 (9-18) | at Mississippi St. (01/27/2024) |
| | .500 (9-18) | vs UNC Asheville (N) (12/13/2023) |
| REBOUNDS | 23 | Chattanooga (12/30/2023) |
| | 26 | vs UNC Asheville (N) (12/13/2023) |
| ASSISTS | 4 | at Vanderbilt (01/17/2024) |
| | 6 | Alabama A&M (11/21/2023) |
| | 6 | Southeastern La. (11/10/2023) |
| STEALS | 2 | vs Indiana (N) (12/09/2023) |
| | 4 | at Arkansas (01/06/2024) |
| | 4 | Penn (01/02/2024) |
| | 4 | Southern California (12/17/2023) |
| BLOCKED SHOTS | 1 | vs UNC Asheville (N) (12/13/2023) |
| | 1 | vs St. Bonaventure (N) (11/17/2023) |
| | 1 | Southeastern La. (11/10/2023) |
| TURNOVERS | 7 | at App State (12/03/2023) |
| | 9 | Southeastern La. (11/10/2023) |
| FOULS | 9 | vs UNC Asheville (N) (12/13/2023) |
| | 11 | at Arkansas (01/06/2024) |

TEAM AND INDIVIDUAL SUPERLATIVES

AUBURN INDIVIDUAL HIGHS

Auburn - Individual Game Highs

| | | |
|---|-------------|---|
| POINTS | 30 | Johni Broome vs Virginia Tech (11/29/2023) |
| | 25 | Johni Broome at Alabama (01/24/2024) |
| | 24 | Johni Broome vs Penn (01/02/2024) |
| | 24 | Aden Holloway vs Indiana (N) (12/09/2023) |
| | 24 | Jaylin Williams vs Indiana (N) (12/09/2023) |
| FIELD GOALS MADE | 11 | Johni Broome at Alabama (01/24/2024) |
| | 11 | Johni Broome vs Virginia Tech (11/29/2023) |
| FIELD GOAL ATTEMPTS | 19 | Johni Broome vs Virginia Tech (11/29/2023) |
| | 17 | Johni Broome at Alabama (01/24/2024) |
| FIELD GOAL PERCENTAGE (min 5 made) | 1.000 (9-9) | Jaylin Williams vs Chattanooga (12/30/2023) |
| | 1.000 (7-7) | Jaylin Williams at Vanderbilt (01/17/2024) |
| 3 PT FG MADE | 5 | Aden Holloway vs Indiana (N) (12/09/2023) |
| | 4 | Aden Holloway vs Southern California (12/17/2023) |
| | 4 | Aden Holloway vs Notre Dame (N) (11/16/2023) |
| | 4 | Aden Holloway vs Baylor (N) (11/07/2023) |
| 3 PT FG ATTEMPTS | 10 | Aden Holloway vs LSU (01/13/2024) |
| | 8 | Aden Holloway vs Chattanooga (12/30/2023) |
| | 8 | Aden Holloway vs Indiana (N) (12/09/2023) |
| | 8 | Aden Holloway vs Southeastern La. (11/10/2023) |
| | 8 | Aden Holloway vs Baylor (N) (11/07/2023) |
| 3 PT FG PERCENTAGE (min 2 made) | 1.000 (3-3) | Chad Baker-Mazara vs UNC Asheville (N) (12/13/2023) |
| | 1.000 (3-3) | Denver Jones vs St. Bonaventure (N) (11/17/2023) |
| | 1.000 (2-2) | Jaylin Williams at Vanderbilt (01/17/2024) |
| | 1.000 (2-2) | Jaylin Williams vs LSU (01/13/2024) |
| | 1.000 (2-2) | Jaylin Williams vs Chattanooga (12/30/2023) |
| | 1.000 (2-2) | K.D. Johnson vs Chattanooga (12/30/2023) |
| | 1.000 (2-2) | Denver Jones vs Southern California (12/17/2023) |
| FREE THROWS MADE | 8 | Johni Broome vs Texas A&M (01/09/2024) |
| | 8 | Johni Broome vs Virginia Tech (11/29/2023) |
| FREE THROW ATTEMPTS | 13 | Johni Broome vs Virginia Tech (11/29/2023) |
| | 11 | Johni Broome vs St. Bonaventure (N) (11/17/2023) |
| FREE THROW PERCENTAGE (min 3 made) | 1.000 (6-6) | Chad Baker-Mazara vs LSU (01/13/2024) |
| | 1.000 (6-6) | K.D. Johnson vs LSU (01/13/2024) |
| | 1.000 (6-6) | Jaylin Williams vs Alabama St. (12/22/2023) |
| | 1.000 (6-6) | Denver Jones vs Southern California (12/17/2023) |
| | 1.000 (6-6) | Denver Jones vs Virginia Tech (11/29/2023) |
| | 1.000 (6-6) | Dylan Cardwell vs St. Bonaventure (N) (11/17/2023) |
| | 1.000 (5-5) | Jaylin Williams at Vanderbilt (01/17/2024) |
| | 1.000 (5-5) | Jaylin Williams vs Texas A&M (01/09/2024) |
| | 1.000 (5-5) | Aden Holloway vs Indiana (N) (12/09/2023) |
| | 1.000 (5-5) | Chad Baker-Mazara vs Virginia Tech (11/29/2023) |
| | 1.000 (4-4) | Jaylin Williams at Mississippi St. (01/27/2024) |
| | 1.000 (4-4) | Dylan Cardwell at Vanderbilt (01/17/2024) |
| | 1.000 (4-4) | Tre Donaldson vs LSU (01/13/2024) |
| | 1.000 (4-4) | Chad Baker-Mazara at Arkansas (01/06/2024) |
| | 1.000 (4-4) | Tre Donaldson vs Chattanooga (12/30/2023) |
| | 1.000 (4-4) | K.D. Johnson vs Alabama St. (12/22/2023) |
| | 1.000 (4-4) | Chris Moore vs Alabama St. (12/22/2023) |
| | 1.000 (4-4) | Denver Jones vs Indiana (N) (12/09/2023) |
| | 1.000 (3-3) | Johni Broome at Mississippi St. (01/27/2024) |
| | 1.000 (3-3) | Johni Broome vs Southern California (12/17/2023) |
| REBOUNDS | 14 | Johni Broome at Alabama (01/24/2024) |
| | 13 | Johni Broome vs Alabama St. (12/22/2023) |
| | 13 | Johni Broome at App State (12/03/2023) |
| | 13 | Johni Broome vs Virginia Tech (11/29/2023) |

OPPONENT INDIVIDUAL HIGHS

Opponent - Individual Game Highs

| | | |
|---|---------------|--|
| POINTS | 28 | Ja'Kobe Walter vs Baylor (N) (11/07/2023) |
| | 24 | Roger McFarlane vs Southeastern La. (11/10/2023) |
| | 23 | Drew Pember vs UNC Asheville (N) (12/13/2023) |
| | 22 | Mark Sears at Alabama (01/24/2024) |
| | 22 | Boogie Ellis vs Southern California (12/17/2023) |
| FIELD GOALS MADE | 9 | Mark Sears at Alabama (01/24/2024) |
| | 9 | Roger McFarlane vs Southeastern La. (11/10/2023) |
| FIELD GOAL ATTEMPTS | 23 | Roger McFarlane vs Southeastern La. (11/10/2023) |
| | 21 | Mark Sears at Alabama (01/24/2024) |
| FIELD GOAL PERCENTAGE (min 5 made) | .875 (7-8) | Chad Venning vs St. Bonaventure (N) (11/17/2023) |
| | .833 (5-6) | Trae Hannibal vs LSU (01/13/2024) |
| | .833 (5-6) | Nick McMullen vs UNC Asheville (N) (12/13/2023) |
| 3 PT FG MADE | 5 | Rylan Griffen at Alabama (01/24/2024) |
| | 4 | Latrell Wrightsell Jr. at Alabama (01/24/2024) |
| | 4 | Tyrell Ward vs LSU (01/13/2024) |
| | 4 | Keyon Menifield Jr. at Arkansas (01/06/2024) |
| | 4 | Sam Brown vs Penn (01/02/2024) |
| | 4 | Honor Huff vs Chattanooga (12/30/2023) |
| | 4 | Roger McFarlane vs Southeastern La. (11/10/2023) |
| | 4 | Ja'Kobe Walter vs Baylor (N) (11/07/2023) |
| 3 PT FG ATTEMPTS | 10 | Rylan Griffen at Alabama (01/24/2024) |
| | 9 | Josh Hubbard at Mississippi St. (01/27/2024) |
| | 9 | Keyon Menifield Jr. at Arkansas (01/06/2024) |
| 3 PT FG PERCENTAGE (min 2 made) | .750 (3-4) | Jaydon Young vs Virginia Tech (11/29/2023) |
| | .667 (4-6) | Latrell Wrightsell Jr. at Alabama (01/24/2024) |
| | .667 (4-6) | Sam Brown vs Penn (01/02/2024) |
| | .667 (2-3) | Demetrius Davis vs Chattanooga (12/30/2023) |
| | .667 (2-3) | Gabe Cupps vs Indiana (N) (12/09/2023) |
| | .667 (2-3) | Myles Tate at App State (12/03/2023) |
| | .667 (2-3) | CJ Huntley at App State (12/03/2023) |
| | .667 (2-3) | John Camden vs Virginia Tech (11/29/2023) |
| FREE THROWS MADE | 10 | Ja'Kobe Walter vs Baylor (N) (11/07/2023) |
| | 8 | Grant Nelson at Alabama (01/24/2024) |
| | 8 | Ke'el Ware vs Indiana (N) (12/09/2023) |
| FREE THROW ATTEMPTS | 10 | Ke'el Ware vs Indiana (N) (12/09/2023) |
| | 10 | Ja'Kobe Walter vs Baylor (N) (11/07/2023) |
| FREE THROW PERCENTAGE (min 3 made) | 1.000 (10-10) | Ja'Kobe Walter vs Baylor (N) (11/07/2023) |
| | 1.000 (7-7) | Jordan Wright vs LSU (01/13/2024) |
| | 1.000 (7-7) | Trae Hannibal vs LSU (01/13/2024) |
| | 1.000 (6-6) | Jason Rivera-Torres at Vanderbilt (01/17/2024) |
| | 1.000 (4-4) | Allen Flanigan vs Ole Miss (01/20/2024) |
| | 1.000 (4-4) | Wade Taylor IV vs Texas A&M (01/09/2024) |
| | 1.000 (4-4) | Trey Bonham vs Chattanooga (12/30/2023) |
| | 1.000 (4-4) | Mackenzie Mgbako vs Indiana (N) (12/09/2023) |
| | 1.000 (4-4) | Terence Harcum at App State (12/03/2023) |
| | 1.000 (4-4) | Nick Caldwell vs Southeastern La. (11/10/2023) |
| | 1.000 (3-3) | Mark Sears at Alabama (01/24/2024) |
| | 1.000 (3-3) | Henry Coleman III vs Texas A&M (01/09/2024) |
| | 1.000 (3-3) | Honor Huff vs Chattanooga (12/30/2023) |
| | 1.000 (3-3) | Anthony Walker vs Indiana (N) (12/09/2023) |
| | 1.000 (3-3) | Tae Davis vs Notre Dame (N) (11/16/2023) |
| REBOUNDS | 13 | Andersson Garcia vs Texas A&M (01/09/2024) |
| | 12 | D.J. Jeffries at Mississippi St. (01/27/2024) |

MISCELLANEOUS STATISTICS

AUBURN'S RECORD IN BRUCE PEARL ERA

| | | |
|---|------|---------|
| Overall (On-Court) | 16-4 | 203-115 |
| Home | 10-0 | 122-31 |
| Away | 2-2 | 44-63 |
| Neutral | 4-1 | 38-20 |
| Conference (On-Court) | 5-2 | 89-80 |
| Home | 3-0 | 56-28 |
| Away | 2-1 | 33-51 |
| Non-Conference (On-Court) | 11-2 | 109-35 |
| Home | 7-0 | 62-3 |
| Away | 0-1 | 9-12 |
| Neutral | 4-1 | 37-20 |
| Overtime | 0-0 | 12-6 |
| Ranked opponents | 1-1 | 19-27 |
| Unranked opponents | 15-3 | 172-88 |
| Wearing white uniforms | 10-0 | 119-41 |
| Wearing navy uniforms | 4-2 | 43-51 |
| Wearing orange uniforms | 2-2 | 29-23 |
| Leading at half | 16-1 | 148-25 |
| Trailing at half | 0-2 | 38-85 |
| Tied at half | 0-0 | 5-4 |
| Leading with 5:00 remaining in second half | 16-1 | 169-7 |
| Trailing with 5:00 remaining in second half | 0-2 | 20-103 |
| Tied with 5:00 remaining in second half | 0-1 | 4-5 |
| Has more rebounds than opponent | 10-1 | 120-28 |
| Has fewer rebounds than opponent | 5-2 | 68-48 |
| Same rebounds as opponent | 1-1 | 3-9 |
| Commits more turnovers than opponent | 0-1 | 43-69 |
| Causes more turnovers than opponent | 14-3 | 131-48 |
| Same turnovers as opponent | 2-0 | 17-8 |
| Has more FT attempts than opponent | 10-0 | 131-42 |
| Has fewer FT attempts than opponent | 6-4 | 58-70 |
| Same FT attempts as opponent | 0-0 | 3-3 |
| Shoots 40% or better from field | 14-2 | 161-51 |
| Shoots less than 40% from field | 2-2 | 30-64 |
| Opponent shoots 40% or better from field | 5-3 | 110-99 |
| Opponent shoots less than 40% from field | 11-1 | 81-16 |
| Shoots better than opponent | 16-2 | 142-21 |
| Opponent shoots better | 0-2 | 47-93 |
| Same FG percentage | 0-0 | 2-1 |
| Auburn bench outscores opponent's bench | 16-3 | 125-40 |
| Opponent's bench outscores Auburn bench | 0-1 | 63-70 |
| Same points off the bench | 0-0 | 2-6 |
| Auburn scores 100 or more | 2-0 | 11-1 |
| Auburn scores between 90-99 | 2-0 | 28-2 |
| Auburn scores between 80-89 | 9-1 | 74-18 |
| Auburn scores between 70-79 | 2-1 | 54-26 |
| Auburn scores between 60-69 | 1-1 | 20-40 |
| Auburn scores less than 60 | 0-1 | 3-28 |
| Opponent scores 100 or more | 0-0 | 0-5 |
| Opponent scores between 90-99 | 0-0 | 3-17 |
| Opponent scores between 80-89 | 0-1 | 20-37 |
| Opponent scores between 70-79 | 4-1 | 62-32 |
| Opponent scores between 60-69 | 6-2 | 66-19 |
| Opponent scores less than 60 | 6-0 | 39-5 |
| On Sunday | 1-1 | 7-4 |
| On Monday | 0-0 | 6-5 |
| On Tuesday | 3-1 | 37-24 |
| On Wednesday | 3-1 | 39-25 |
| On Thursday | 1-0 | 12-3 |
| On Friday | 3-0 | 26-6 |
| On Saturday | 5-1 | 64-48 |
| In November | 5-1 | 46-10 |
| In December | 5-1 | 47-14 |
| In January | 6-2 | 47-33 |
| In February | 0-0 | 28-40 |
| In March | 0-0 | 23-17 |
| In April | 0-0 | 0-1 |
| Five-plus players score in double-figures | 3-0 | 44-9 |
| Four players score in double figures | 6-0 | 69-21 |
| Three players score in double figures | 5-1 | 54-45 |

MISCELLANEOUS

| | |
|--|--|
| Largest margin of victory | 35 vs. Chattanooga (12/30/23) |
| Smallest margin of victory | 11 vs. Texas A&M (1/9/24) |
| Largest margin of defeat | 6 at Mississippi State (1/27/24), vs. Baylor (11/7/23) |
| Smallest margin of defeat | 4 at Alabama (1/24/24) |
| Biggest rebound margin | +23 vs. Chattanooga (12/30/23) |
| Biggest rebound deficit | -15 at Mississippi State (1/27/24) |
| Average margin of victory/defeat | +21.3/-5.3 |
| Largest halftime lead | +34 (49-15) vs. Alabama A&M (11/21/23) |
| Largest halftime lead blown | +9 (43-34) vs. Baylor (11/7/23) |
| Largest halftime deficit | -14 (44-30) at Alabama (1/24/24) |
| Largest halftime deficit overcome to win | |
| Largest overall lead | 43 vs. Alabama A&M, 2nd Half (11/21/23) |
| Largest overall lead blown | 9 vs. Baylor, 1st Half (11/7/23) |
| Largest overall deficit | -14 at Alabama, 1st Half (1/24/24) |
| Largest deficit overcome to win | -12 vs. Indiana (12/9/23) |

TEAM EXTREMES

| | |
|---------------------------|---|
| Most points scored | 104 vs. Indiana (12/9/23) |
| Fewest points scored | 58 at Mississippi State (1/27/24) |
| Most rebounds | |
| | 48 at Appalachian State (12/3/23), vs. Alabama A&M (11/21/23) |
| Fewest rebounds | 29 vs. Ole Miss (1/20/24) |
| Most assists | 25 vs. Indiana (12/9/23) |
| Fewest assists | 11 at Alabama (1/24/24) |
| Most turnovers | 18 vs. Alabama State (12/22/23) |
| Fewest turnovers | 3 vs. Indiana (12/9/23) - tied school single-game record |
| Most steals | 15 vs. LSU (1/13/24) |
| Fewest steals | 3 at Appalachian State (12/3/23) |
| Most blocks | 10 at Alabama (1/24/24), vs. Baylor (11/7/23) |
| Fewest blocks | 2 at Appalachian State (12/3/23) |
| Best shooting percentage | .582 (32-55) vs. Ole Miss (1/20/24) |
| Worst shooting percentage | .339 (19-56) at Mississippi State (1/27/24) |
| Best 3-pt. percentage | .483 (14-29) vs. Indiana (12/9/23) |
| Worst 3-pt. percentage | .111 (3-27) at Appalachian State (12/3/23) |
| Best FT percentage | .909 (10-11) vs. Ole Miss (1/20/24) |
| Worst FT percentage | .474 (9-19) at Appalachian State (12/3/23) |
| Most points (1st half) | 52 vs. Indiana (12/9/23) |
| Fewest points (1st half) | 21 at Mississippi State (1/27/24) |
| Most points (2nd half) | 52 vs. Chattanooga (12/30/23), vs. Indiana (12/9/23) |
| Fewest points (2nd half) | 29 vs. St. Bonaventure (11/17/23) |
| Most points (OT) | |
| Fewest points (OT) | |

STARTING LINEUPS

Record when starting lineup is:

| | |
|---|------|
| Donaldson, Jones, Moore, J. Williams, Broome | 1-1 |
| Holloway, Jones, Moore, J. Williams, Broome | 14-2 |
| Holloway, Donaldson, Moore, J. Williams, Cardwell | 1-0 |
| Donaldson, K. Johnson, Moore, J. Williams, Broome | 0-1 |

Record when starts (Career):

| | |
|-------------------|--------------|
| Johni Broome | 15-4 (77-35) |
| Chaney Johnson | (49-17) |
| Jaylin Williams | 16-4 (48-31) |
| K.D. Johnson | 0-1 (25-7) |
| Denver Jones | 15-3 (32-20) |
| Chris Moore | 16-4 (28-7) |
| Chad Baker-Mazara | (7-6) |
| Tre Donaldson | 2-2 (2-2) |
| Aden Holloway | 15-2 (15-2) |
| Dylan Cardwell | 1-0 (2-0) |

2023-24 BOX SCORES

GAME 5 | AUBURN 84, ALABAMA A&M 54

NCAA Official Basketball Box Score - Final
Alabama A&M at Auburn
 11/21/23 Neville Arena, Auburn
 2023-24 Men's Basketball
 Game Time: 7:00 PM
 Game Duration: 2:04
 Attendance: 9,121
 Officials: Pat Adams, Rob Rourke, Doug Simons

| Alabama A&M - 54 | | | | | | | | | | | | | Record: 0-3 | | | | | | | | | | | | | | | |
|------------------|-----------------|---------|-----|------|-----|-----------|-------|---------|-------|----------|-------|--------|-------------|-------|--|-----------------------|--|--|--|--|--|--|--|--|--|--|--|--|
| NO. | Name | Min | FG | 3P | FT | Rebounds | Fouls | TP | AS | TO | ST | Blocks | +/- | | | | | | | | | | | | | | | |
| | | | M/A | M/A | M/A | OR DR TOT | PF | FD | | | | BS BA | | | | | | | | | | | | | | | | |
| 2 | Omarl Peek | F 21:33 | 1-7 | 0-2 | 2-2 | 1 2 3 | 0 3 4 | 0 0 0 | 0 0 0 | 1 0 1 | 0 1 0 | 1 0 1 | -38 | | | | | | | | | | | | | | | |
| 34 | EJ Williams | G 13:40 | 1-3 | 0-0 | 0-0 | 1 0 1 | 2 1 3 | 0 1 0 | 1 3 0 | 0 0 0 | 1 0 0 | 1 0 0 | -19 | | | | | | | | | | | | | | | |
| 4 | Caleb Blackwell | G 22:28 | 0-4 | 0-3 | 0-0 | 0 1 1 | 3 1 0 | 1 1 0 | 1 0 2 | 0 0 0 | 0 0 0 | 0 0 0 | -37 | | | | | | | | | | | | | | | |
| 15 | Dalain Smith | G 18:21 | 3-8 | 0-1 | 1-1 | 1 0 1 | 3 1 7 | 0 1 0 | 1 0 1 | 0 1 0 | 1 0 0 | 1 0 0 | -7 | | | | | | | | | | | | | | | |
| 22 | Lorenzo Downey | G 19:03 | 0-4 | 0-2 | 0-0 | 0 2 2 | 2 1 1 | 0 1 2 | 1 0 1 | 2 1 0 | 0 0 0 | 0 0 0 | -31 | | | | | | | | | | | | | | | |
| 30 | William Tavares | 12:48 | 1-1 | 1-1 | 0-0 | 0 3 3 | 1 1 3 | 0 0 0 | 1 1 0 | 0 1 0 | 0 0 0 | 0 0 8 | | | | | | | | | | | | | | | | |
| 23 | Chad Moodie | 17:58 | 2-5 | 0-0 | 5-6 | 2 5 7 | 1 3 9 | 2 2 1 | 1 2 1 | 2 1 5 | | | | | | | | | | | | | | | | | | |
| 0 | Jayland Randall | 16:39 | 1-5 | 0-0 | 0-0 | 0 0 0 | 4 0 2 | 0 0 0 | 0 0 0 | 0 0 0 | 0 0 0 | 0 0 0 | -12 | | | | | | | | | | | | | | | |
| 10 | AC Bryant | 17:08 | 2-5 | 0-1 | 3-6 | 0 3 3 | 2 4 7 | 0 1 3 | 1 3 1 | 0 1 0 | 1 0 1 | 4 | | | | | | | | | | | | | | | | |
| 13 | Darius Osborne | 07:18 | 0-1 | 0-1 | 0-0 | 0 1 1 | 2 0 0 | 0 0 0 | 0 0 0 | 0 0 0 | 0 0 0 | 0 0 0 | -11 | | | | | | | | | | | | | | | |
| 24 | Eric Lee | 10:38 | 4-7 | 0-0 | 0-0 | 1 1 2 | 1 1 8 | 0 0 0 | 1 0 1 | 0 2 5 | | | | | | | | | | | | | | | | | | |
| 12 | Dylan Mclean | 14:15 | 2-5 | 1-3 | 2-2 | 0 1 1 | 3 1 7 | 0 1 0 | 1 0 1 | 0 1 0 | 1 0 1 | -13 | | | | | | | | | | | | | | | | |
| 5 | London Riley | 05:50 | 1-1 | 1-1 | 0-0 | 0 0 0 | 1 0 3 | 0 0 0 | 1 0 0 | 0 0 0 | 0 0 0 | 0 0 0 | -7 | | | | | | | | | | | | | | | |
| 1 | Joshua Hughley | 02:21 | 1-1 | 0-0 | 0-0 | 0 0 0 | 1 0 2 | 0 0 0 | 0 0 0 | 0 0 0 | 0 0 0 | 0 0 0 | 3 | | | | | | | | | | | | | | | |
| Team | | | | | | 0 2 2 | | 0 0 1 | | | | | | | | | | | | | | | | | | | | |
| Totals | | 19:57 | | 3:15 | | 13:17 | | 6 21 27 | | 26 17 54 | | 6 14 8 | | 3 6 0 | | Technical Fouls: NONE | | | | | | | | | | | | |

| Auburn - 84 | | | | | | | | | | | | | Record: 4-1 | | | | | | | | | | | | | | | |
|---------------|-------------------|---------|-----|------|-------|-----------|--------|----------|----------|----------|----|---------|-------------|--------|--|-----------------------|--|--|--|--|--|--|--|--|--|--|--|--|
| NO. | Name | Min | FG | 3P | FT | Rebounds | Fouls | TP | AS | TO | ST | Blocks | +/- | | | | | | | | | | | | | | | |
| | | | M/A | M/A | M/A | OR DR TOT | PF | FD | | | | BS BA | | | | | | | | | | | | | | | | |
| 2 | Jaylin Williams | F 17:41 | 3-4 | 1-2 | 3-4 | 1 5 6 | 0 2 10 | 1 0 3 | 1 0 3 | 1 0 0 | 5 | | | | | | | | | | | | | | | | | |
| 5 | Chris Moore | F 23:02 | 0-1 | 0-1 | 0-0 | 3 4 5 | 2 2 0 | 2 0 0 | 1 0 0 | 9 | | | | | | | | | | | | | | | | | | |
| 44 | Dylan Cardwell | C 16:49 | 3-5 | 0-0 | 0 4 9 | 1 0 1 | 6 2 3 | 1 1 0 | 26 | | | | | | | | | | | | | | | | | | | |
| 1 | Aden Holloway | G 21:45 | 3-9 | 2-7 | 5-7 | 0 1 1 | 4 1 13 | 2 0 0 | 0 1 39 | | | | | | | | | | | | | | | | | | | |
| 3 | Tre Donaldson | G 21:09 | 2-5 | 0-1 | 2-2 | 1 2 3 | 1 2 6 | 3 3 0 | 0 1 5 | | | | | | | | | | | | | | | | | | | |
| 10 | Chad Baker-Mazara | 19:50 | 1-4 | 1-3 | 3-4 | 1 3 4 | 2 3 6 | 6 1 1 | 1 0 0 18 | | | | | | | | | | | | | | | | | | | |
| 12 | Denver Jones | 17:09 | 3-6 | 1-4 | 1-1 | 0 2 2 | 2 2 8 | 0 1 1 | 0 0 15 | | | | | | | | | | | | | | | | | | | |
| 4 | Johni Broome | 20:50 | 3-7 | 0-2 | 4-6 | 2 3 5 | 2 3 10 | 2 2 1 | 0 0 7 | | | | | | | | | | | | | | | | | | | |
| 0 | K.D. Johnson | 11:37 | 2-4 | 1-3 | 1-2 | 0 2 2 | 3 1 6 | 1 1 0 | 1 0 0 1 | | | | | | | | | | | | | | | | | | | |
| 31 | Chaney Johnson | 17:08 | 6-8 | 0-1 | 3-4 | 0 4 4 | 3 3 15 | 0 1 2 | 1 0 0 30 | | | | | | | | | | | | | | | | | | | |
| 24 | Lior Berman | 06:29 | 0-0 | 0-0 | 0-2 | 0 1 1 | 0 1 0 | 0 0 0 | 0 0 0 1 | | | | | | | | | | | | | | | | | | | |
| 21 | Blake Muschalek | 02:21 | 0-2 | 0-0 | 0-0 | 0 0 0 | 1 2 0 | 0 0 0 | 0 0 1 3 | | | | | | | | | | | | | | | | | | | |
| 23 | Addarin Scott | 02:21 | 0-0 | 0-0 | 2-2 | 0 0 2 | 1 2 0 | 1 0 0 | 0 0 0 3 | | | | | | | | | | | | | | | | | | | |
| 20 | Carter Sobera | 01:49 | 0-0 | 0-0 | 0-0 | 0 1 1 | 0 0 0 | 0 0 0 | 0 0 0 3 | | | | | | | | | | | | | | | | | | | |
| Team | | | | | | 0 3 3 | | 0 0 0 | | | | | | | | | | | | | | | | | | | | |
| Totals | | 26:55 | | 6:24 | | 26:36 | | 13 35 48 | | 17 26 84 | | 19 13 9 | | 6 3 30 | | Technical Fouls: NONE | | | | | | | | | | | | |

| Biggest lead | | Points from Turnovers | | Paint | | Second Chance | | Fast Breaks | | Bench | |
|------------------|-----|---------------------------|----------------------------|---------------------------|----|---------------|----|--------------|----|-------|----|
| AAM | AUB | 0 (1 st 20:00) | 43 (2 nd 13:44) | 15 | 13 | 28 | 40 | 3 | 16 | 13 | 20 |
| Best Scoring Run | | 7 (2 nd 10:35) | | 19 (1 st 0:50) | | AAM 15 39 54 | | AUB 49 35 84 | | | |
| Lead Changes | | 0 | | | | | | | | | |
| Times Tied | | 0 | | | | | | | | | |
| Time with Lead | | 00:00 | | 39:27 | | | | | | | |

GAME 6 | AUBURN 74, VIRGINIA TECH 57

NCAA Official Basketball Box Score - Final
Virginia Tech at Auburn
 11/23/23 Neville Arena, Auburn
 2023-24 Men's Basketball
 Game Time: 8:15 PM
 Game Duration: 2:18
 Attendance: 9,121
 Officials: Don Daly, Bart Lenox, Olanis Poole

| Virginia Tech - 57 | | | | | | | | | | | | | Record: 5-3 | | | | | | | | | | | | | | | |
|--------------------|-----------------------|---------|------|------|-------|-----------|--------|----------|-------|----------|-------|--------|-------------|--------|--|-----------------------|--|--|--|--|--|--|--|--|--|--|--|--|
| NO. | Name | Min | FG | 3P | FT | Rebounds | Fouls | TP | AS | TO | ST | Blocks | +/- | | | | | | | | | | | | | | | |
| | | | M/A | M/A | M/A | OR DR TOT | PF | FD | | | | BS BA | | | | | | | | | | | | | | | | |
| 23 | Tyler Nickel | F 19:29 | 0-5 | 0-3 | 0-0 | 1 0 1 | 3 1 0 | 0 0 0 | 0 3 0 | 0 0 0 | 0 0 0 | 0 0 0 | -24 | | | | | | | | | | | | | | | |
| 31 | Robbie Beran | F 10:48 | 0-1 | 0-1 | 2-2 | 0 2 2 | 5 1 2 | 0 1 0 | 1 0 0 | 1 0 0 | 0 0 0 | 0 0 0 | -5 | | | | | | | | | | | | | | | |
| 15 | Lynn Kidd | C 29:17 | 2-6 | 0-0 | 2-2 | 2 5 7 | 1 1 6 | 1 2 2 | 2 1 1 | 0 1 0 | 0 0 0 | 0 0 0 | -7 | | | | | | | | | | | | | | | |
| 0 | Hunter Cattoor | G 31:57 | 4-11 | 1-6 | 7-9 | 1 5 6 | 3 5 16 | 1 3 0 | 0 0 2 | 0 0 0 | 0 0 0 | 0 0 0 | -16 | | | | | | | | | | | | | | | |
| 3 | Sean Pedulla | G 27:42 | 0-9 | 0-2 | 4-6 | 1 1 2 | 1 5 4 | 1 1 0 | 1 0 0 | 2 0 0 | 0 0 0 | 0 0 0 | -20 | | | | | | | | | | | | | | | |
| 4 | Mekhi Long | 18:23 | 1-2 | 0-0 | 3-5 | 3 4 7 | 5 4 5 | 0 2 0 | 0 0 0 | 0 0 0 | 0 0 0 | 0 0 0 | -4 | | | | | | | | | | | | | | | |
| 14 | Myllyael Pototat | 09:11 | 1-4 | 0-0 | 2-2 | 1 1 2 | 2 2 4 | 0 0 0 | 0 0 0 | 0 0 0 | 0 0 0 | 0 0 0 | -9 | | | | | | | | | | | | | | | |
| 13 | Jaydon Young | 24:22 | 3-6 | 3-4 | 0-0 | 0 1 1 | 1 0 0 | 1 1 0 | 9 1 1 | 0 0 0 | 0 0 0 | 0 0 0 | -4 | | | | | | | | | | | | | | | |
| 10 | Brandon Rechtssteiner | 12:18 | 1-2 | 0-0 | 1 0 1 | 2 0 2 | 2 2 0 | 2 1 0 | 0 0 0 | 0 0 0 | 0 0 0 | 0 0 0 | 3 | | | | | | | | | | | | | | | |
| 11 | John Camden | 15:01 | 2-4 | 2-3 | 3-5 | 2 4 2 | 2 2 9 | 1 1 0 | 1 0 0 | 0 0 0 | 0 0 0 | 0 0 0 | 2 | | | | | | | | | | | | | | | |
| 5 | Patrick Wessler | 01:32 | 0-1 | 0-0 | 0-0 | 0 1 1 | 0 0 0 | 0 0 0 | 0 0 0 | 0 0 0 | 0 0 0 | 0 0 0 | -1 | | | | | | | | | | | | | | | |
| Team | | | | | | 5 3 8 | | 0 0 0 | | | | | | | | | | | | | | | | | | | | |
| Totals | | 14:51 | | 6:20 | | 23:31 | | 17 27 44 | | 25 21 57 | | 7 21 5 | | 2 7 10 | | Technical Fouls: NONE | | | | | | | | | | | | |

| Auburn - 74 | | | | | | | | | | | | | Record: 5-1 | | | | | | | | | | | | | | | |
|---------------|-------------------|---------|-------|------|------|-----------|--------|----------|-------------|----------|-------|---------|-------------|--------|--|---|--|--|--|--|--|--|--|--|--|--|--|--|
| NO. | Name | Min | FG | 3P | FT | Rebounds | Fouls | TP | AS | TO | ST | Blocks | +/- | | | | | | | | | | | | | | | |
| | | | M/A | M/A | M/A | OR DR TOT | PF | FD | | | | BS BA | | | | | | | | | | | | | | | | |
| 2 | Jaylin Williams | F 12:41 | 1-4 | 0-1 | 1-1 | 1 1 2 | 3 5 4 | 2 3 2 | 1 2 0 0 14 | | | | | | | | | | | | | | | | | | | |
| 4 | Johni Broome | F 26:24 | 11-19 | 0-2 | 8-13 | 7 6 13 | 1 7 30 | 0 2 1 | 3 1 2 | | | | | | | | | | | | | | | | | | | |
| 5 | Chris Moore | F 19:50 | 0-2 | 0-1 | 0-2 | 1 0 1 | 2 2 0 | 0 1 0 | 1 1 0 | 1 1 0 | 1 1 0 | 1 1 0 | -2 | | | | | | | | | | | | | | | |
| 1 | Aden Holloway | G 21:57 | 0-7 | 0-2 | 0-0 | 1 1 2 | 0 0 1 | 2 0 0 | 2 1 0 0 12 | | | | | | | | | | | | | | | | | | | |
| 12 | Denver Jones | G 24:05 | 1-4 | 0-2 | 6-6 | 1 4 5 | 0 5 8 | 1 1 0 | 1 0 0 14 | | | | | | | | | | | | | | | | | | | |
| 10 | Chad Baker-Mazara | 23:16 | 5-10 | 0-3 | 5-5 | 2 4 3 | 3 3 15 | 3 0 2 | 1 0 0 17 | | | | | | | | | | | | | | | | | | | |
| 31 | Chaney Johnson | 17:54 | 1-4 | 1-1 | 0-0 | 1 2 3 | 3 1 3 | 1 2 0 | 2 0 4 0 | | | | | | | | | | | | | | | | | | | |
| 0 | K.D. Johnson | 12:19 | 1-6 | 0-3 | 0-0 | 0 2 2 | 6 0 2 | 0 1 0 | 1 0 0 10 | | | | | | | | | | | | | | | | | | | |
| 3 | Tre Donaldson | 18:23 | 4-6 | 1-1 | 0-0 | 2 0 2 | 0 0 9 | 3 0 1 | 0 0 0 0 | | | | | | | | | | | | | | | | | | | |
| 44 | Dylan Cardwell | 12:04 | 0-0 | 0-0 | 2-5 | 0 0 0 | 1 3 2 | 0 0 0 | 0 0 0 0 4 | | | | | | | | | | | | | | | | | | | |
| 24 | Lior Berman | 04:47 | 0-0 | 0-0 | 0-0 | 0 1 1 | 0 0 0 | 0 0 0 | 0 0 0 0 0 0 | | | | | | | | | | | | | | | | | | | |
| 20 | Carter Sobera | 01:38 | 0-0 | 0-0 | 0-0 | 0 0 0 | 0 0 0 | 0 0 0 | 0 0 0 0 0 0 | | | | | | | | | | | | | | | | | | | |
| 21 | Blake Muschalek | 01:38 | 0-0 | 0-0 | 2-4 | 0 0 0 | 0 2 2 | 0 0 0 | 0 0 0 0 0 0 | | | | | | | | | | | | | | | | | | | |
| 23 | Addarin Scott | 01:32 | 0-0 | 0-0 | 0-0 | 0 0 0 | 0 0 0 | 0 0 0 | 0 0 0 0 0 0 | | | | | | | | | | | | | | | | | | | |
| 55 | Jalen Harper | 01:32 | 0-0 | 0-0 | 0-0 | 0 0 0 | 0 0 0 | 0 0 0 | 0 0 0 0 0 0 | | | | | | | | | | | | | | | | | | | |
| Team | | | | | | 1 2 3 | | 0 0 0 | | | | | | | | | | | | | | | | | | | | |
| Totals | | 24:42 | | 2:16 | | 24:36 | | 17 23 40 | | 22 25 74 | | 12 8 11 | | 7 2 17 | | Technical Fouls: Johnson 2 nd 5:15 | | | | | | | | | | | | |

| Biggest lead | | Points from Turnovers | | Paint | | Second Chance | | Fast Breaks | | Bench | |
|------------------|-----|---------------------------|---------------------------|---------------------------|----|---------------|----|--------------|----|-------|----|
| VAT | AUB | 0 (1 st 20:00) | 21 (2 nd 5:42) | 5 | 30 | 14 | 42 | 3 | 13 | 24 | 33 |
| Best Scoring Run | | 9 (1 st 4:23) | | 7 (1 st 16:15) | | VAT 24 33 57 | | AUB 33 41 74 | | | |
| Lead Changes | | 0 | | | | | | | | | |
| Times Tied | | 0 | | | | | | | | | |
| Time with Lead | | 00:00 | | 39:07 | | | | | | | |

Game Notes: 5:15 Unsportsmanlike Technical Fouls - Auburn 0

GAME 7 | APPALACHIAN STATE 69, AUBURN 64

NCAA Official Basketball Box Score - Final
Auburn at App State
 12/03/23 Holmes Convocation Center, Boone
 2023-24 Men's Basketball
 Game Time: 1:00 PM
 Game Duration: 2:12
 Attendance: 7,037
 Officials: Terry Oglesby, Owen Shortt, Vladimir Voyard-Tadai

| Auburn - 64 | | | | | | | | | | | | | Record: 5-2 | | | | | | | | | | | | | |
|-------------|------|-----|-----|-----|-----|-----------|-------|----|----|----|----|--------|-------------|--|--|--|--|--|--|--|--|--|--|--|--|--|
| NO. | Name | Min | FG | 3P | FT | Rebounds | Fouls | TP | AS | TO | ST | Blocks | +/- | | | | | | | | | | | | | |
| | | | M/A | M/A | M/A | OR DR TOT | PF | FD | | | | BS BA | | | | | | | | | | | | | | |
| 2 | | | | | | | | | | | | | | | | | | | | | | | | | | |

2023-24 BOX SCORES

GAME 9 | AUBURN 87, UNC ASHEVILLE 62



Official Basketball Box Score - Final
UNC Asheville at Auburn
 12/13/23 Von Braun Center, Huntsville
 2023-24 Men's Basketball

Game Time: 7:00 PM
 Game Duration: 1:49
 Attendance: 6,556

Officials: Ron Groover, Lee Cassell, Vlad Voyard-Tadai

UNC Asheville - 62

Record: 5-6

| NO. Name | Min | FG | | 3P | | FT | | Rebounds | | Fouls | | TP | AS | TO | ST | Blocks | | +/- |
|---------------------|---------|-------|------|------|------|------|-----|----------|----|-------|----|----|----|----|----|--------|-----|-----|
| | | M/A | A/A | M/A | A/A | M/A | A/A | OR | DR | OR | DR | | | | | PF | FD | |
| 4 Drew Pember | F 33:21 | 7-14 | 3-6 | 6-8 | 0 2 | 2 2 | 3 | 23 | 1 | 2 | 2 | 1 | 0 | 0 | 0 | 0 | 0 | -17 |
| 13 Nick McMullen | F 23:57 | 5-6 | 0-0 | 0-0 | 0 3 | 3 4 | 2 | 10 | 1 | 2 | 1 | 0 | 0 | 0 | 0 | 0 | -22 | |
| 1 Jamon Battle | G 29:41 | 2-5 | 1-2 | 1-4 | 1 4 | 5 1 | 2 | 6 | 1 | 0 | 1 | 0 | 2 | 0 | 0 | 0 | -9 | |
| 2 Caleb Burgess | G 26:37 | 1-5 | 0-1 | 0-0 | 0 2 | 2 2 | 2 | 2 | 6 | 4 | 0 | 0 | 0 | 0 | 0 | 0 | -18 | |
| 3 Josh Banks | G 25:56 | 1-5 | 1-2 | 1-2 | 0 1 | 1 2 | 3 | 4 | 2 | 2 | 1 | 0 | 0 | 0 | 0 | 0 | -22 | |
| 5 Fletcher Abee | 11:20 | 1-4 | 0-1 | 0-0 | 0 1 | 1 0 | 0 | 2 | 0 | 1 | 0 | 0 | 0 | 0 | 0 | 0 | -10 | |
| 0 Trent Stephens | 07:02 | 1-2 | 1-1 | 0-2 | 0 0 | 0 0 | 2 | 3 | 1 | 1 | 0 | 0 | 0 | 0 | 0 | 0 | -8 | |
| 14 Toyaz Solomon | 17:53 | 2-2 | 0-0 | 0-0 | 1 3 | 4 0 | 0 | 4 | 0 | 1 | 0 | 0 | 0 | 0 | 0 | 0 | -12 | |
| 10 Davon Cunningham | 15:07 | 3-5 | 1-1 | 1-2 | 1 3 | 4 0 | 1 | 8 | 1 | 0 | 0 | 0 | 0 | 0 | 0 | 0 | -11 | |
| 12 Evan Johnson | 07:35 | 0-2 | 0-2 | 0-0 | 0 0 | 0 0 | 0 | 1 | 0 | 1 | 0 | 0 | 0 | 0 | 0 | 0 | 4 | |
| 15 Dean Gabrelcik | 01:31 | 0-1 | 0-1 | 0-0 | 0 0 | 0 0 | 0 | 0 | 0 | 0 | 0 | 0 | 0 | 0 | 0 | 0 | 0 | |
| Team | | 23-51 | 7-17 | 9-18 | 4 22 | 26 9 | 15 | 62 | 14 | 14 | 6 | 1 | 5 | 1 | 0 | 0 | -25 | |

Shooting By Period

| | | |
|---------|-------|-------|
| 1st FG% | 11-25 | 44.0% |
| 3PT% | 5-9 | 55.6% |
| FT% | 0-4 | 0.0% |
| 2nd FG% | 12-26 | 46.2% |
| 3PT% | 2-8 | 25.0% |
| FT% | 9-14 | 64.3% |
| GM FG% | 23-51 | 45.1% |
| 3PT% | 7-17 | 41.2% |
| FT% | 9-18 | 50.0% |

Dead Ball Rebounds: 6, 0

Auburn - 87

Record: 7-2

Technical Fouls: NONE

| NO. Name | Min | FG | | 3P | | FT | | Rebounds | | Fouls | | TP | AS | TO | ST | Blocks | | +/- |
|----------------------|---------|-------|------|-------|------|-------|-----|----------|----|-------|----|----|----|----|----|--------|----|-----|
| | | M/A | A/A | M/A | A/A | M/A | A/A | OR | DR | OR | DR | | | | | PF | FD | |
| 2 Jaylin Williams | F 18:34 | 3-6 | 0-0 | 2-2 | 1 3 | 4 1 | 1 | 8 | 3 | 2 | 2 | 0 | 0 | 0 | 0 | 0 | 15 | |
| 4 Johni Broome | F 19:51 | 2-3 | 0-1 | 2-3 | 2 4 | 6 1 | 2 | 6 | 3 | 0 | 1 | 1 | 0 | 0 | 0 | 0 | 18 | |
| 5 Chris Moore | F 10:13 | 3-4 | 0-1 | 0-0 | 0 0 | 0 0 | 0 | 6 | 0 | 2 | 0 | 0 | 0 | 0 | 0 | 0 | 10 | |
| 1 Aden Holloway | G 20:41 | 3-11 | 1-5 | 0-0 | 1 1 | 2 0 | 0 | 0 | 7 | 5 | 1 | 0 | 0 | 0 | 0 | 0 | 14 | |
| 12 Denver Jones | G 23:09 | 4-8 | 1-4 | 0-0 | 0 5 | 5 2 | 0 | 9 | 1 | 2 | 0 | 0 | 0 | 0 | 0 | 0 | 15 | |
| 10 Chad Baker-Mazara | 19:26 | 3-6 | 3-3 | 2-2 | 1 6 | 7 0 | 1 | 11 | 1 | 1 | 0 | 1 | 0 | 0 | 0 | 0 | 15 | |
| 31 Chaney Johnson | 19:55 | 3-5 | 0-1 | 2-2 | 2 2 | 4 4 | 1 | 8 | 2 | 0 | 0 | 0 | 0 | 0 | 0 | 0 | 10 | |
| 0 K.D. Johnson | 15:20 | 2-4 | 1-2 | 1-2 | 0 3 | 3 2 | 1 | 4 | 1 | 2 | 0 | 0 | 0 | 0 | 0 | 0 | 10 | |
| 3 Tre Donaldson | 19:19 | 6-8 | 0-2 | 3-4 | 0 0 | 2 3 | 15 | 2 | 1 | 0 | 0 | 0 | 0 | 0 | 0 | 0 | 11 | |
| 44 Dylan Cardwell | 18:38 | 3-6 | 0-0 | 0-0 | 1 0 | 1 2 | 0 | 6 | 0 | 0 | 0 | 0 | 0 | 0 | 0 | 0 | 7 | |
| 24 Lior Berman | 08:50 | 2-3 | 1-2 | 0-0 | 0 1 | 1 1 | 0 | 5 | 0 | 0 | 0 | 0 | 0 | 0 | 0 | 0 | 0 | |
| 20 Carter Sobera | 01:31 | 0-0 | 0-0 | 0-0 | 0 0 | 0 0 | 0 | 0 | 0 | 0 | 0 | 0 | 0 | 0 | 0 | 0 | 0 | |
| 21 Blake Muschalek | 01:31 | 0-0 | 0-0 | 0-0 | 0 0 | 0 0 | 0 | 0 | 0 | 0 | 0 | 0 | 0 | 0 | 0 | 0 | 0 | |
| 23 Addarin Scott | 01:31 | 0-0 | 0-0 | 0-0 | 0 0 | 0 0 | 0 | 0 | 0 | 0 | 0 | 0 | 0 | 0 | 0 | 0 | 0 | |
| 42 Haston Alexander | 01:31 | 0-0 | 0-0 | 0-0 | 0 0 | 0 0 | 0 | 0 | 0 | 0 | 0 | 0 | 0 | 0 | 0 | 0 | 0 | |
| Team | | | | | 1 1 | 2 1 | 1 | 0 | 0 | 0 | 0 | 0 | 0 | 0 | 0 | 0 | 0 | |
| Totals | | 34-64 | 7-21 | 12-15 | 9 27 | 36 16 | 9 | 87 | 19 | 7 | 9 | 5 | 1 | 0 | 0 | 0 | 25 | |

Shooting By Period

| | | |
|---------|-------|-------|
| 1st FG% | 15-35 | 42.9% |
| 3PT% | 2-11 | 18.2% |
| FT% | 7-8 | 87.5% |
| 2nd FG% | 19-29 | 65.5% |
| 3PT% | 5-10 | 50.0% |
| FT% | 5-7 | 71.4% |
| GM FG% | 34-64 | 53.1% |
| 3PT% | 7-21 | 33.3% |
| FT% | 12-15 | 80.0% |

Dead Ball Rebounds: 2, 0

| | UNCA | AUB |
|------------------|---------------|---------------|
| Biggest lead | 2 (1st 10:05) | 31 (2nd 6:15) |
| Best Scoring Run | 5 (1st 11:22) | 11 (1st 3:10) |
| Lead Changes | 4 | 4 |
| Times Tied | 4 | 4 |
| Time with Lead | 01:31 | 35:00 |

| Points from | UNCA | AUB |
|---------------|------|-----|
| Turnovers | 7 | 17 |
| Paint | 28 | 50 |
| Second Chance | 9 | 11 |
| Fast Breaks | 8 | 23 |
| Bench | 17 | 51 |

| Period by Period Scoring | 1st | 2nd | TOT |
|--------------------------|-----|-----|-----|
| UNCA | 27 | 35 | 62 |
| AUB | 39 | 48 | 87 |

GAME 10 | AUBURN 91, USC 75



Official Basketball Box Score - Final
Southern California at Auburn
 12/17/23 Neville Arena, Auburn
 2023-24 Men's Basketball

Game Time: 12:00 PM
 Game Duration: 2:23
 Attendance: 9,121

Officials: Don Daly, Terry Oglesby, KB Burdett, Jr.

Southern California - 75

Record: 5-5

| NO. Name | Min | FG | | 3P | | FT | | Rebounds | | Fouls | | TP | AS | TO | ST | Blocks | | +/- |
|---------------------|---------|-------|------|-------|-------|-------|-----|----------|----|-------|----|----|----|----|----|--------|----|-----|
| | | M/A | A/A | M/A | A/A | M/A | A/A | OR | DR | OR | DR | | | | | PF | FD | |
| 3 Vincent Iwuchukwu | F 16:55 | 1-2 | 0-0 | 0-0 | 1 3 | 4 5 | 0 | 2 | 0 | 1 | 0 | 0 | 0 | 0 | 0 | 0 | 0 | 2 |
| 10 DJ Rodman | F 16:03 | 0-1 | 0-0 | 2-2 | 1 2 | 3 1 | 2 | 2 | 1 | 1 | 1 | 0 | 0 | 0 | 0 | 0 | 0 | -4 |
| 0 Kobe Johnson | G 28:13 | 2-13 | 0-3 | 2-2 | 2 5 | 7 2 | 2 | 6 | 2 | 1 | 0 | 0 | 3 | 0 | 0 | 0 | 0 | -22 |
| 1 Isaiah Collier | G 18:28 | 4-8 | 1-2 | 4-5 | 0 0 | 0 5 | 13 | 3 | 4 | 0 | 0 | 2 | 0 | 0 | 0 | 0 | 0 | -6 |
| 5 Boogie Ellis | G 37:18 | 7-15 | 3-7 | 5-7 | 1 4 | 5 2 | 4 | 22 | 3 | 5 | 1 | 0 | 2 | 0 | 0 | 0 | 0 | -12 |
| 24 Joshua Morgan | 13:19 | 0-2 | 0-0 | 1-2 | 2 2 | 4 3 | 2 | 1 | 0 | 1 | 1 | 0 | 0 | 0 | 0 | 0 | 0 | -19 |
| 6 Bronny James | 13:59 | 1-4 | 0-2 | 3-4 | 0 2 | 2 1 | 0 | 3 | 5 | 0 | 1 | 0 | 0 | 0 | 0 | 0 | 0 | -22 |
| 22 Arrinten Page | 10:25 | 1-2 | 1-2 | 0-0 | 0 0 | 0 0 | 0 | 0 | 0 | 0 | 0 | 0 | 0 | 0 | 0 | 0 | 0 | -14 |
| 4 Ozyiah Sellers | 18:56 | 5-7 | 1-2 | 2-2 | 0 0 | 0 0 | 1 | 1 | 13 | 0 | 0 | 0 | 0 | 0 | 0 | 0 | 0 | 10 |
| 30 Harrison Hornery | 09:53 | 0-2 | 0-1 | 2-2 | 0 3 | 0 2 | 0 | 0 | 0 | 1 | 1 | 0 | 0 | 0 | 0 | 0 | 0 | 1 |
| 33 Kijani Wright | 16:31 | 3-4 | 0-0 | 0-0 | 3 3 | 6 2 | 0 | 6 | 0 | 0 | 0 | 0 | 0 | 0 | 0 | 0 | 0 | 6 |
| Team | | | | | 3 1 | 4 2 | 0 | 0 | 0 | 0 | 0 | 0 | 0 | 0 | 0 | 0 | 0 | |
| Totals | | 24-60 | 6-19 | 21-26 | 13 25 | 38 22 | 21 | 75 | 9 | 15 | 4 | 3 | 7 | 1 | 0 | 0 | 0 | |

Shooting By Period

| | | |
|---------|-------|-------|
| 1st FG% | 10-28 | 35.7% |
| 3PT% | 4-12 | 33.3% |
| FT% | 11-13 | 84.6% |
| 2nd FG% | 14-32 | 43.8% |
| 3PT% | 2-7 | 28.6% |
| FT% | 10-13 | 76.9% |
| GM FG% | 24-60 | 40.0% |
| 3PT% | 6-19 | 31.6% |
| FT% | 21-26 | 80.8% |

Dead Ball Rebounds: 3, 0

Auburn - 91

Record: 8-2

Technical Fouls: NONE

| NO. Name | Min | FG | | 3P | | FT | | Rebounds | | Fouls | | TP | AS | TO | ST | Blocks | | +/- |
|----------------------|---------|------|-----|-----|-----|-----|-----|----------|----|-------|----|----|----|----|----|--------|----|-----|
| | | M/A | A/A | M/A | A/A | M/A | A/A | OR | DR | OR | DR | | | | | PF | FD | |
| 2 Jaylin Williams | F 25:42 | 6-9 | 2-4 | 0-1 | 0 3 | 3 2 | 1 | 14 | 2 | 0 | 0 | 0 | 0 | 0 | 0 | 0 | 0 | 16 |
| 4 Johni Broome | F 22:41 | 4-14 | 0-2 | 3-3 | 1 2 | 3 2 | 0 | 11 | 0 | 0 | 0 | 0 | 0 | 0 | 0 | 0 | 0 | 14 |
| 5 Chris Moore | F 10:36 | 0-2 | 0-1 | 3-4 | 1 1 | 2 4 | 2 | 3 | 1 | 1 | 0 | 0 | 0 | 0 | 0 | 0 | 0 | -3 |
| 1 Aden Holloway | G 23:37 | 5-10 | 4-7 | 1-2 | 0 2 | 2 2 | 0 | 15 | 6 | 0 | 0 | 0 | 0 | 0 | 0 | 0 | 0 | 10 |
| 12 Denver Jones | G 23:08 | 2-4 | 2-2 | 6-6 | 1 2 | 3 3 | 3 | 12 | 1 | 1 | 1 | 0 | 0 | 0 | 0 | 0 | 0 | 8 |
| 10 Chad Baker-Mazara | 21:50 | 1-3 | 0-1 | 5-6 | 1 3 | 4 1 | 4 | 7 | 0 | 0 | 1 | 0 | 0 | 0 | 0 | 0 | 0 | 11 |
| 31 Chaney Johnson | 14:18 | 1-3 | 0-1 | 1-1 | 1 2 | 3 2 | 1 | 3 | 0 | 1 | 1 | 0 | 0 | 0 | 0 | 0 | 0 | 0 |
| 0 K.D. Johnson | 16:52 | 2-6 | 0-2 | 1-2 | 1 0 | 1 3 | 1 | 5 | 0 | 3 | 1 | 0 | 0 | 0 | 0 | 0 | 0 | 8 |
| 3 Tre Donaldson | 16:23 | 3-4 | 0-0 | 1-1 | 0 2 | 2 0 | 1 | 7 | 5 | 1 | 2 | 0 | 0 | 0 | 0 | 0 | 0 | 6 |
| 44 Dylan Cardwell | 17:19 | 4-5 | 0-1 | 3-4 | 2 3 | 5 3 | 3 | 11 | 2 | 0 | 0 | 3 | 2 | 0 | 0 | 0 | 0 | 12 |
| 24 Lior Berman | 07:34 | 1-1 | 0-0 | 1-2 | 1 0 | 1 1 | 2 | 1 | 3 | 1 | 0 | 0 | | | | | | |

2023-24 BOX SCORES

GAME 13 | #25 AUBURN 88, PENN 68

Official Basketball Box Score - Final
Penn at Auburn
 01/02/24 Neville Arena, Auburn
 2023-24 Men's Basketball

Game Time: 8:00 PM
 Game Duration: 1:53
 Attendance: 9,121

Officials: Pat Adams, Bharat Ramnana, Tony Chizaa

Penn - 68 Record: 9-7

| NO. Name | Min | FG | 3P | FT | Rebounds | Fouls | TP | AS | TO | ST | Blocks | +/- |
|----------------------|---------|-------|-------|------|-----------|-------|----|----|----|----|--------|-----|
| | | M-A | M-A | M-A | OR DR TOT | PF FD | | | | | BS BA | |
| 13 Nick Spinoso | C 31:29 | 3-11 | 0-1 | 2-4 | 2 5 7 | 3 2 | 8 | 6 | 4 | 1 | 1 2 | -11 |
| 4 Tyler Perkins | G 34:03 | 5-16 | 1-4 | 2-3 | 4 4 8 | 3 3 | 13 | 2 | 3 | 1 | 0 0 | -9 |
| 11 Sam Brown | G 33:44 | 7-9 | 4-6 | 2-4 | 0 3 3 | 1 2 | 20 | 0 | 2 | 0 | 0 0 | -11 |
| 15 Andrew Laczkowski | G 21:39 | 3-4 | 1-2 | 0-0 | 3 0 3 | 0 0 | 7 | 0 | 0 | 0 | 0 0 | 2 |
| 40 George Smith | G 27:15 | 2-7 | 0-3 | 0-1 | 2 1 3 | 2 2 | 4 | 1 | 2 | 1 | 1 1 | -13 |
| 10 Ed Holland III | 12:57 | 1-3 | 0-1 | 2-2 | 0 2 2 | 1 1 | 4 | 0 | 0 | 0 | 1 2 | -24 |
| 24 Reese McMullen | 08:52 | 0-1 | 0-1 | 0-0 | 1 0 1 | 0 0 | 0 | 0 | 0 | 0 | 0 0 | -16 |
| 3 Johnnie Walter | 08:31 | 1-2 | 1-2 | 0-0 | 0 2 2 | 1 1 | 3 | 0 | 0 | 0 | 0 0 | -9 |
| 35 Niklas Polonowski | 19:31 | 3-6 | 3-6 | 0-0 | 0 3 3 | 1 0 | 9 | 1 | 0 | 0 | 0 0 | -8 |
| 5 Cam Thrower | 01:59 | 0-2 | 0-2 | 0-0 | 0 0 0 | 0 0 | 0 | 0 | 0 | 0 | 0 0 | -1 |
| Totals | | 25-61 | 10-28 | 8-14 | 12 23 35 | 12 11 | 68 | 11 | 13 | 4 | 2 5 | -20 |

Technical Fouls: Brown 1st 0:03

Shooting By Period
 1st FG% 12-32 37.5%
 3PT% 3-14 21.4%
 FT% 5-7 71.4%
 2nd FG% 13-29 44.8%
 3PT% 7-14 50.0%
 FT% 3-7 42.9%
 GM FG% 25-61 41.0%
 3PT% 10-28 35.7%
 FT% 8-14 57.1%
 Dead Ball Rebounds: 4, 0

GAME 14 | #25/#24 AUBURN 83, ARKANSAS 51

Official Basketball Box Score - Final
Auburn at Arkansas
 01/06/24 Bud Walton Arena, Fayetteville, Ark.
 2023-24 Men's Basketball

Game Time: 1:00 PM
 Game Duration: 1:54
 Attendance: 19,200

Officials: Doug Shows, K.B. Burdett Jr., Chuck Jones

Auburn - 83 Record: 12-2 (1-0)

| NO. Name | Min | FG | 3P | FT | Rebounds | Fouls | TP | AS | TO | ST | Blocks | +/- |
|----------------------|---------|-------|------|------|-----------|-------|----|----|----|----|--------|-----|
| | | M-A | M-A | M-A | OR DR TOT | PF FD | | | | | BS BA | |
| 2 Jaylin Williams | F 24:40 | 5-9 | 1-3 | 0-0 | 0 3 3 | 0 0 | 11 | 1 | 1 | 0 | 0 0 | 13 |
| 4 Johni Broome | F 24:49 | 7-13 | 0-2 | 0-0 | 3 5 8 | 1 3 | 14 | 3 | 2 | 2 | 0 0 | 7 |
| 5 Chris Moore | F 13:54 | 0-1 | 0-0 | 0-0 | 1 0 1 | 0 0 | 0 | 0 | 2 | 1 | 0 1 | 7 |
| 1 Aden Holloway | G 20:17 | 2-9 | 1-4 | 0-0 | 1 4 5 | 1 0 | 5 | 0 | 0 | 0 | 0 0 | 1 |
| 12 Denver Jones | G 18:48 | 2-5 | 1-1 | 2-3 | 0 0 0 | 2 2 | 7 | 1 | 0 | 1 | 1 1 | 26 |
| 10 Chad Baker-Mazara | 21:09 | 5-9 | 2-3 | 4-4 | 1 3 4 | 2 2 | 16 | 3 | 0 | 0 | 0 0 | 21 |
| 0 K.D. Johnson | 19:33 | 2-8 | 0-2 | 2-2 | 0 2 2 | 1 1 | 6 | 2 | 1 | 0 | 0 0 | 0 |
| 3 Tre Donaldson | 19:43 | 5-6 | 1-1 | 0-0 | 0 7 7 | 1 0 | 11 | 4 | 1 | 0 | 0 0 | 31 |
| 31 Chaney Johnson | 15:20 | 2-5 | 1-1 | 0-0 | 0 3 3 | 3 1 | 5 | 0 | 0 | 0 | 0 2 | 19 |
| 44 Dylan Cardwell | 13:32 | 3-3 | 0-0 | 0-2 | 3 5 8 | 3 1 | 6 | 0 | 0 | 0 | 2 0 | 19 |
| 24 Lior Berman | 06:36 | 1-2 | 0-1 | 0-0 | 1 1 1 | 1 1 | 2 | 1 | 0 | 0 | 0 0 | 10 |
| 23 Addarin Scott | 01:39 | 0-0 | 0-0 | 0-0 | 1 1 1 | 0 0 | 0 | 1 | 0 | 0 | 0 0 | 6 |
| Totals | | 34-70 | 7-18 | 8-11 | 11 35 46 | 14 11 | 83 | 16 | 7 | 5 | 5 4 | 32 |

Technical Fouls: Baker-Mazara 1st 2:52 Donaldson 1st 0:54

Shooting By Period
 1st FG% 15-37 40.5%
 3PT% 2-10 20.0%
 FT% 5-6 83.3%
 2nd FG% 19-33 57.6%
 3PT% 5-8 62.5%
 FT% 3-5 60%
 GM FG% 34-70 48.6%
 3PT% 7-18 38.9%
 FT% 8-11 72.7%
 Dead Ball Rebounds: 2, 0

Auburn - 88 Record: 11-2

| NO. Name | Min | FG | 3P | FT | Rebounds | Fouls | TP | AS | TO | ST | Blocks | +/- |
|----------------------|---------|-------|-------|-------|-----------|-------|----|----|----|----|--------|-----|
| | | M-A | M-A | M-A | OR DR TOT | PF FD | | | | | BS BA | |
| 2 Jaylin Williams | F 27:41 | 3-7 | 2-5 | 0-0 | 2 1 3 | 0 1 | 8 | 3 | 1 | 0 | 1 0 | 14 |
| 4 Johni Broome | F 27:57 | 9-10 | 3-4 | 3-4 | 1 11 12 | 1 3 | 24 | 2 | 2 | 1 | 3 0 | 12 |
| 5 Chris Moore | F 14:43 | 1-2 | 0-1 | 0-0 | 0 0 0 | 1 1 | 2 | 0 | 1 | 2 | 0 0 | 8 |
| 1 Aden Holloway | G 18:30 | 1-5 | 1-5 | 0-0 | 0 1 1 | 1 0 | 3 | 6 | 1 | 1 | 0 0 | 6 |
| 12 Denver Jones | G 16:49 | 4-9 | 2-7 | 2-2 | 1 0 1 | 1 1 | 12 | 1 | 0 | 0 | 0 0 | -1 |
| 10 Chad Baker-Mazara | 19:35 | 5-10 | 1-3 | 5-6 | 1 0 1 | 2 2 | 16 | 0 | 0 | 0 | 1 1 | 20 |
| 31 Chaney Johnson | 14:21 | 0-2 | 0-1 | 0-0 | 1 0 1 | 0 0 | 0 | 0 | 1 | 0 | 0 0 | 2 |
| 0 K.D. Johnson | 22:48 | 3-6 | 1-4 | 4-6 | 2 3 5 | 1 3 | 11 | 4 | 0 | 1 | 0 0 | 21 |
| 3 Tre Donaldson | 21:07 | 2-9 | 2-5 | 0-0 | 1 3 4 | 0 0 | 6 | 3 | 0 | 1 | 0 1 | 14 |
| 44 Dylan Cardwell | 09:15 | 3-3 | 0-0 | 0-0 | 1 2 3 | 4 0 | 6 | 0 | 0 | 0 | 0 0 | 12 |
| 24 Lior Berman | 05:42 | 0-0 | 0-0 | 0-0 | 0 0 0 | 0 0 | 0 | 0 | 0 | 0 | 0 0 | -8 |
| 20 Carter Sobera | 00:23 | 0-0 | 0-0 | 0-0 | 0 0 0 | 0 0 | 0 | 0 | 0 | 0 | 0 0 | 0 |
| 21 Blake Muschalek | 00:23 | 0-0 | 0-0 | 0-0 | 0 0 0 | 0 0 | 0 | 0 | 0 | 0 | 0 0 | 0 |
| 23 Addarin Scott | 00:23 | 0-0 | 0-0 | 0-0 | 0 0 0 | 0 0 | 0 | 0 | 0 | 0 | 0 0 | 0 |
| 55 Jalen Harper | 00:23 | 0-0 | 0-0 | 0-0 | 0 0 0 | 0 0 | 0 | 0 | 0 | 0 | 0 0 | 0 |
| Totals | | 31-63 | 12-35 | 14-18 | 11 26 37 | 11 11 | 88 | 19 | 6 | 6 | 5 2 | 20 |

Technical Fouls: NONE

Shooting By Period
 1st FG% 16-29 55.2%
 3PT% 10-19 52.6%
 FT% 9-12 75%
 2nd FG% 15-34 44.1%
 3PT% 2-16 12.5%
 FT% 5-6 83.3%
 GM FG% 31-63 49.2%
 3PT% 12-35 34.3%
 FT% 14-18 77.8%
 Dead Ball Rebounds: 2, 0

Arkansas - 51 Record: 9-5 (0-1)

| NO. Name | Min | FG | 3P | FT | Rebounds | Fouls | TP | AS | TO | ST | Blocks | +/- |
|-----------------------|---------|-------|------|------|-----------|-------|----|----|----|----|--------|-----|
| | | M-A | M-A | M-A | OR DR TOT | PF FD | | | | | BS BA | |
| 2 Trevon Brazile | F 33:27 | 5-9 | 1-5 | 0-0 | 1 6 7 | 1 2 | 11 | 0 | 1 | 0 | 3 0 | -21 |
| 8 Chandler Lawson | F 12:24 | 1-4 | 1-3 | 0-0 | 0 0 0 | 2 1 | 3 | 0 | 2 | 1 | 0 0 | -14 |
| 11 Jalen Graham | F 19:50 | 2-8 | 0-0 | 0-0 | 4 2 6 | 2 0 | 4 | 0 | 2 | 0 | 1 0 | -1 |
| 1 Keyon Menifield Jr. | G 31:17 | 5-15 | 4-9 | 0-3 | 0 3 3 | 0 2 | 14 | 4 | 2 | 1 | 0 3 | 17 |
| 12 Tramon Mark | G 39:38 | 3-8 | 1-3 | 3-4 | 1 4 5 | 1 3 | 10 | 2 | 1 | 0 | 0 0 | -14 |
| 4 Davonte Davis | 25:04 | 0-4 | 0-2 | 2-2 | 0 1 1 | 3 2 | 2 | 1 | 2 | 0 | 0 1 | -22 |
| 0 Khalif Battle | 16:49 | 1-4 | 0-1 | 2-4 | 0 2 2 | 1 1 | 4 | 0 | 1 | 0 | 1 0 | -17 |
| 15 Makhi Mitchell | 09:15 | 1-3 | 0-0 | 0-0 | 0 3 3 | 1 0 | 2 | 1 | 0 | 0 | 0 0 | -20 |
| 3 El Ellis | 07:07 | 0-2 | 0-1 | 0-0 | 0 1 1 | 0 0 | 0 | 0 | 1 | 0 | 0 0 | -3 |
| 6 Layden Blocker | 02:14 | 0-0 | 0-0 | 0-0 | 0 0 0 | 0 0 | 0 | 0 | 1 | 0 | 0 0 | -13 |
| 5 Joseph Pinion | 06:00 | 0-0 | 0-0 | 0-0 | 0 2 2 | 0 0 | 0 | 0 | 2 | 0 | 0 0 | -9 |
| 7 Denijay Harris | 03:12 | 0-1 | 0-0 | 0-0 | 0 0 0 | 0 0 | 0 | 0 | 0 | 0 | 0 0 | -3 |
| 10 Baye Fall | 03:43 | 0-0 | 0-0 | 1-2 | 0 0 0 | 1 1 | 0 | 0 | 0 | 0 | 0 0 | -8 |
| Totals | | 18-58 | 7-24 | 8-15 | 7 25 32 | 11 12 | 51 | 8 | 13 | 4 | 4 5 | -32 |

Technical Fouls: NONE

Shooting By Period
 1st FG% 12-31 38.7%
 3PT% 4-15 26.7%
 FT% 2-7 28.6%
 2nd FG% 6-27 22.2%
 3PT% 3-9 33.3%
 FT% 6-8 75%
 GM FG% 18-58 31.0%
 3PT% 7-24 29.2%
 FT% 8-15 53.3%
 Dead Ball Rebounds: 5, 1

| | PEN | AUB |
|------------------|---------------------------|----------------------------|
| Biggest lead | 0 (1 st 20:00) | 24 (2 nd 8:34) |
| Best Scoring Run | 8 (2 nd 6:37) | 11 (1 st 12:12) |
| Lead Changes | 0 | 0 |
| Times Tied | 0 | 0 |
| Time with Lead | 00:00 | 39:17 |

| Points from | PEN | AUB |
|---------------|-----|-----|
| Turnovers | 5 | 15 |
| Paint | 26 | 28 |
| Second Chance | 11 | 10 |
| Fast Breaks | 7 | 11 |
| Bench | 16 | 39 |

| Period by Period Scoring | 1st | 2nd | TOT |
|--------------------------|-----|-----|-----|
| PEN | 32 | 36 | 68 |
| AUB | 51 | 37 | 88 |

| | AUB | ARK |
|------------------|----------------------------|---------------------------|
| Biggest lead | 32 (2 nd 0:26) | 6 (1 st 14:44) |
| Best Scoring Run | 10 (2 nd 13:57) | 8 (1 st 14:44) |
| Lead Changes | 6 | 0 |
| Times Tied | 6 | 0 |
| Time with Lead | 30:30 | 05:48 |

| Points from | AUB | ARK |
|---------------|-----|-----|
| Turnovers | 10 | 6 |
| Paint | 48 | 18 |
| Second Chance | 13 | 4 |
| Fast Breaks | 17 | 7 |
| Bench | 46 | 9 |

| Period by Period Scoring | 1st | 2nd | TOT |
|--------------------------|-----|-----|-----|
| AUB | 37 | 46 | 83 |
| ARK | 30 | 21 | 51 |

Game Notes: 1st Half 17:21 Double Personal Fouls AR #8, AUB #4 • 1st Half 17:01 Flagrant 1 AR #11 • 1st Half 12:52 Class A Technical Fouls AUB #10 • 1st Half 0:54 Class A Technical Fouls AUB #3 • 2nd Half 14:11 Flagrant 1 AR #4

GAME 15 | #16/#16 AUBURN 66, TEXAS A&M 55

Official Basketball Box Score - Final
Texas A&M at Auburn
 01/09/24 Neville Arena, Auburn
 2023-24 Men's Basketball

Game Time: 8:00 PM
 Game Duration: 2:18
 Attendance: 9,121

Officials: Don Daryl, Owen Shortt, Michael Roberts

Texas A&M - 55 Record: 9-6 (2-2)

| NO. Name | Min | FG | 3P | FT | Rebounds | Fouls | TP | AS | TO | ST | Blocks | +/- |
|----------------------|---------|-------|------|-------|-----------|-------|----|----|----|----|--------|-----|
| | | M-A | M-A | M-A | OR DR TOT | PF FD | | | | | BS BA | |
| 10 Wildens Laveque | F 13:25 | 1-4 | 0-0 | 0-0 | 1 3 4 | 3 0 | 2 | 0 | 1 | 0 | 1 0 | -1 |
| 15 Henry Coleman III | F 34:49 | 7-11 | 0-0 | 3-3 | 2 3 5 | 1 4 | 17 | 0 | 7 | 1 | 0 0 | -1 |
| 2 Hayden Hefner | G 23:09 | 3-7 | 1-5 | 2-2 | 0 2 2 | 3 1 | 8 | 1 | 3 | 0 | 0 0 | 2 |
| 4 Wade Taylor IV | G 36:15 | 2-16 | 0-8 | 4-4 | 0 3 3 | 3 3 | 8 | 1 | 2 | 3 | 0 0 | -5 |
| 23 Tyrrece Radford | G 33:39 | 4-13 | 1-2 | 5-6 | 3 4 7 | 2 3 | 14 | 3 | 3 | 3 | 0 2 | -6 |
| 11 Andersson Garcia | 30:32 | 1-4 | 1-1 | 3-4 | 6 7 13 | 4 3 | 6 | 2 | 2 | 4 | 0 2 | -16 |
| 0 Jace Carter | 17:21 | 0-3 | 0-1 | 0-0 | 2 3 5 | 3 0 | 0 | 0 | 0 | 0 | 0 0 | -18 |
| 35 Manny Obaseki | 04:32 | 0-2 | 0-0 | 0-0 | 1 0 1 | 1 0 | 0 | 0 | 0 | 0 | 1 0 | -10 |
| 5 Eli Lawrence | 06:18 | 0-2 | 0-2 | 0-0 | 0 1 1 | 0 1 | 0 | 1 | 0 | 0 | 1 0 | 0 |
| Totals | | 18-62 | 3-19 | 16-19 | 19 25 44 | 20 15 | 55 | 8 | 19 | 11 | 2 6 | -11 |

Technical Fouls: NONE

Shooting By Period
 1st FG% 9-35 25.7%
 3PT% 2-12 16.7%
 FT% 2-4 50%
 2nd FG% 9-27 33.3%
 3PT% 1-7 14.3%
 FT% 14-15 93.3%

2023-24 BOX SCORES

GAME 17 | #13/#11 AUBURN 80, VANDERBILT 65



Official Basketball Box Score - Final
Vanderbilt at Auburn
 02/16/22 Auburn Arena, Auburn
 2023-22 Men's Basketball

Game Time: 8:00 PM
 Game Duration: 2:03
 Attendance: 9,121

Officials: Pat Adams, Chuck Jones, K.B. Burdett, Jr.

| NO. Name | Min | FG | | 3P | | FT | | Rebounds | | Fouls | | TP | AS | TO | ST | Blocks | | +/- |
|--------------------------|-------|-------|------|-------|-------|----|----|----------|----|-------|----|----|----|----|----|--------|-----|-----|
| | | M-A | M-A | M-A | M-A | OR | DR | PF | FD | BS | BA | | | | | | | |
| 10 Myles Stute | F | 26:25 | 2-4 | 2-4 | 0-0 | 0 | 1 | 1 | 3 | 0 | 6 | 0 | 2 | 0 | 0 | 0 | 0 | -19 |
| 42 Quentin Millora-Brown | F | 25:03 | 3-4 | 0-0 | 1-2 | 2 | 2 | 4 | 2 | 7 | 0 | 2 | 0 | 0 | 0 | 1 | 3 | |
| 21 Liam Robbins | C | 23:41 | 3-7 | 1-3 | 1-3 | 0 | 3 | 3 | 2 | 4 | 8 | 0 | 0 | 0 | 1 | 1 | -9 | |
| 2 Scotty Phippen Jr. | G | 36:09 | 7-18 | 1-6 | 14-16 | 1 | 4 | 5 | 3 | 11 | 29 | 6 | 3 | 5 | 0 | 3 | -12 | |
| 4 Jordan Wright | G | 25:51 | 6-12 | 0-2 | 3-5 | 2 | 4 | 6 | 4 | 15 | 1 | 3 | 2 | 1 | 2 | 1 | | |
| 5 Shane Dezonie | G | 08:39 | 1-3 | 0-0 | 0-0 | 0 | 2 | 2 | 0 | 0 | 2 | 0 | 1 | 1 | 0 | -11 | | |
| 12 Trey Thomas | 18:35 | 1-2 | 1-2 | 0-0 | 0-0 | 0 | 0 | 0 | 1 | 0 | 3 | 0 | 1 | 0 | 0 | -14 | | |
| 23 Jemaine Mann | 12:29 | 2-4 | 0-1 | 6-6 | 1 | 2 | 3 | 4 | 10 | 0 | 2 | 0 | 1 | 3 | 1 | -4 | | |
| 33 Drew Weikert | 13:09 | 0-1 | 0-1 | 0-0 | 0 | 0 | 1 | 1 | 0 | 0 | 0 | 2 | 0 | 0 | 0 | -4 | | |
| 15 Terren Frank | 09:59 | 0-1 | 0-0 | 0-0 | 0 | 1 | 2 | 0 | 0 | 0 | 2 | 0 | 0 | 0 | 0 | -1 | | |
| Team | | | | | | | | | | | | | | | | | | |
| Totals | | 25:56 | 5-19 | 25-32 | 8 | 18 | 26 | 23 | 26 | 80 | 7 | 16 | 14 | 3 | 9 | -14 | | |

Technical Fouls: NONE

| Shooting By Period | |
|--------------------|-------------|
| 1st FG% | 12.23 52.2% |
| 3PT% | 4.7 57.1% |
| FT% | 10.12 83.3% |
| 2nd FG% | 13.33 39.4% |
| 3PT% | 1.12 8.3% |
| FT% | 15.20 75% |
| GM FG% | 25.56 44.6% |
| 3PT% | 5.19 26.3% |
| FT% | 25.32 78.1% |

Dead Ball Rebounds: 2, 0

GAME 18 | #13/#11 AUBURN 82, OLE MISS 59



Official Basketball Box Score - Final
Ole Miss at Auburn
 01/20/24 Neville Arena, Auburn
 2023-24 Men's Basketball

Game Time: 7:30 PM
 Game Duration: 1:51
 Attendance: 9,121

Officials: Joe Lindsay, Byron Jarrett, Patrick Evans

| NO. Name | Min | FG | | 3P | | FT | | Rebounds | | Fouls | | TP | AS | TO | ST | Blocks | | +/- |
|---------------------|-------|-------|------|-------|-----|----|----|----------|----|-------|----|----|----|----|----|--------|-----|-----|
| | | M-A | M-A | M-A | M-A | OR | DR | PF | FD | BS | BA | | | | | | | |
| 4 Jaemyn Brakefield | F | 23:48 | 3-10 | 1-4 | 0-0 | 0 | 2 | 2 | 1 | 0 | 7 | 0 | 1 | 1 | 0 | 0 | -10 | |
| 33 Moussa Cisse | C | 18:11 | 4-4 | 0-0 | 0-0 | 3 | 2 | 5 | 2 | 3 | 8 | 0 | 1 | 0 | 0 | 0 | -10 | |
| 5 Jaylen Murray | G | 26:44 | 3-6 | 2-5 | 0-0 | 1 | 0 | 1 | 1 | 0 | 8 | 3 | 2 | 1 | 0 | 0 | -30 | |
| 7 Allen Flanigan | G | 28:54 | 3-10 | 0-1 | 4-4 | 0 | 4 | 4 | 1 | 5 | 10 | 1 | 3 | 2 | 0 | 1 | -21 | |
| 11 Matthew Murrell | G | 29:39 | 3-8 | 0-2 | 2-2 | 0 | 1 | 1 | 0 | 1 | 8 | 2 | 2 | 3 | 0 | 0 | -27 | |
| 0 Brandon Murray | 21:07 | 1-5 | 1-3 | 2-3 | 1 | 0 | 1 | 0 | 3 | 5 | 1 | 3 | 0 | 1 | 0 | -13 | | |
| 3 Jamarrion Sharp | 17:49 | 2-3 | 0-0 | 2-4 | 5 | 3 | 8 | 2 | 2 | 6 | 1 | 1 | 0 | 2 | 0 | -10 | | |
| 2 T.J. Caldwell | 13:20 | 1-7 | 0-2 | 0-0 | 1 | 1 | 2 | 0 | 2 | 2 | 0 | 0 | 2 | 0 | 0 | -6 | | |
| 1 Austin Nunez | 11:33 | 0-2 | 0-0 | 0-0 | 1 | 2 | 1 | 0 | 0 | 3 | 1 | 1 | 0 | 0 | 2 | -5 | | |
| 25 Rashaud Marshall | 08:56 | 1-2 | 0-0 | 3-5 | 2 | 0 | 2 | 1 | 3 | 5 | 0 | 0 | 0 | 0 | 1 | 7 | | |
| Team | | | | | | | | | | | | | | | | | | |
| Totals | | 21:57 | 4-17 | 13-18 | 16 | 14 | 30 | 13 | 17 | 59 | 11 | 17 | 10 | 3 | 5 | -23 | | |

Technical Fouls: NONE

| Shooting By Period | |
|--------------------|-------------|
| 1st FG% | 12.26 46.2% |
| 3PT% | 2.9 22.2% |
| FT% | 1.2 50% |
| 2nd FG% | 9.31 29.0% |
| 3PT% | 2.8 25.0% |
| FT% | 12.16 75% |
| GM FG% | 21.57 36.8% |
| 3PT% | 4.17 23.5% |
| FT% | 13.18 72.2% |

Dead Ball Rebounds: 5, 0

| NO. Name | Min | FG | | 3P | | FT | | Rebounds | | Fouls | | TP | AS | TO | ST | Blocks | | +/- |
|---------------------|-------|-------|-------|-------|-----|----|----|----------|----|-------|----|----|----|----|----|--------|----|-----|
| | | M-A | M-A | M-A | M-A | OR | DR | PF | FD | BS | BA | | | | | | | |
| 10 Jabari Smith | F | 27:40 | 10-16 | 7-10 | 4-7 | 0 | 4 | 4 | 3 | 6 | 31 | 3 | 2 | 1 | 0 | 0 | 2 | |
| 13 Walker Kessler | F | 27:18 | 8-10 | 0-1 | 6-7 | 0 | 7 | 7 | 2 | 6 | 22 | 1 | 1 | 1 | 7 | 0 | 4 | |
| 0 K.D. Johnson | G | 22:57 | 3-5 | 1-2 | 0-0 | 1 | 1 | 1 | 4 | 2 | 7 | 3 | 2 | 0 | 0 | 0 | 12 | |
| 12 Zep Jasper | G | 15:24 | 0-0 | 0-0 | 0-0 | 0 | 0 | 0 | 0 | 4 | 1 | 0 | 0 | 1 | 0 | 0 | -8 | |
| 22 Allen Flanigan | G | 23:15 | 1-2 | 0-0 | 0-0 | 1 | 1 | 1 | 4 | 2 | 2 | 1 | 6 | 1 | 0 | 1 | -6 | |
| 1 Wendell Green Jr. | 30:42 | 3-10 | 2-5 | 4-4 | 1 | 6 | 7 | 2 | 12 | 9 | 2 | 2 | 2 | 0 | 1 | 25 | | |
| 44 Dylan Cardwell | 12:42 | 2-2 | 0-0 | 0-0 | 3 | 3 | 0 | 4 | 1 | 0 | 0 | 1 | 0 | 0 | 1 | 0 | | |
| 35 Shane Cambridge | 23:57 | 2-5 | 1-3 | 1-2 | 1 | 0 | 1 | 3 | 6 | 0 | 1 | 2 | 1 | 0 | 0 | 25 | | |
| 2 Jaylin Williams | 12:20 | 1-2 | 0-1 | 6-6 | 1 | 3 | 4 | 2 | 3 | 8 | 1 | 2 | 0 | 0 | 0 | 12 | | |
| 5 Chris Moore | 02:00 | 1-1 | 0-0 | 0-0 | 0 | 0 | 0 | 1 | 0 | 2 | 1 | 0 | 0 | 0 | 0 | -3 | | |
| 14 Preston Cook | 01:15 | 0-0 | 0-0 | 0-0 | 0 | 0 | 0 | 0 | 0 | 0 | 0 | 1 | 0 | 0 | 0 | -3 | | |
| Team | | | | | | | | | | | | | | | | | | |
| Totals | | 31:53 | 11-22 | 21-26 | 6 | 27 | 33 | 27 | 23 | 94 | 20 | 17 | 8 | 9 | 3 | 14 | | |

Technical Fouls: Coach 1st 17:53

| Shooting By Period | |
|--------------------|-------------|
| 1st FG% | 14.29 48.3% |
| 3PT% | 6.14 42.9% |
| FT% | 8.10 80% |
| 2nd FG% | 17.24 70.8% |
| 3PT% | 5.8 62.5% |
| FT% | 13.16 81.3% |
| GM FG% | 31.53 58.5% |
| 3PT% | 11.22 50.0% |
| FT% | 21.26 80.8% |

Dead Ball Rebounds: 3, 1

| Biggest lead | VAN | | AUB | | Points from Turnovers | VAN | AUB | Period by Period Scoring | | | |
|------------------|----------------------------|---------------------------|----------------------------|----------------------------|-----------------------|-----|-----|--------------------------|-----|-----|----|
| | 11 (1 st 17:23) | 20 (2 nd 2:30) | 11 (1 st 17:23) | 11 (1 st 13:36) | | | | 1st | 2nd | TOT | |
| Best Scoring Run | 11 (1 st 17:23) | | 11 (1 st 13:36) | | Paint | 36 | 36 | VAN | 38 | 42 | 80 |
| Lead Changes | 1 | | 2 | | Second Chance | 11 | 8 | AUB | 42 | 52 | 94 |
| Times Tied | 2 | | 2 | | Fast Breaks | 6 | 12 | | | | |
| Time with Lead | 18:07 | | 20:45 | | Bench | 15 | 32 | | | | |

| NO. Name | Min | FG | | 3P | | FT | | Rebounds | | Fouls | | TP | AS | TO | ST | Blocks | | +/- |
|----------------------|-------|-------|------|-------|-----|----|----|----------|----|-------|----|----|----|----|----|--------|-----|-----|
| | | M-A | M-A | M-A | M-A | OR | DR | PF | FD | BS | BA | | | | | | | |
| 2 Jaylin Williams | F | 21:44 | 5-7 | 1-1 | 2-2 | 1 | 0 | 1 | 0 | 2 | 13 | 1 | 1 | 0 | 0 | 1 | 16 | |
| 4 Johni Broome | F | 21:15 | 5-9 | 1-2 | 2-2 | 2 | 3 | 5 | 2 | 3 | 13 | 2 | 4 | 3 | 1 | 1 | 13 | |
| 5 Chris Moore | F | 15:07 | 1-2 | 0-0 | 0-0 | 0 | 0 | 0 | 0 | 0 | 2 | 0 | 1 | 0 | 0 | 0 | -7 | |
| 1 Aden Holloway | G | 22:01 | 3-7 | 1-4 | 2-2 | 1 | 0 | 1 | 0 | 1 | 9 | 3 | 0 | 1 | 0 | 0 | -14 | |
| 12 Denver Jones | G | 20:09 | 2-4 | 1-2 | 0-0 | 1 | 1 | 1 | 0 | 5 | 1 | 1 | 0 | 0 | 0 | 12 | | |
| 10 Chad Baker-Mazara | 13:38 | 2-2 | 1-1 | 0-0 | 0 | 1 | 1 | 1 | 1 | 5 | 2 | 1 | 1 | 0 | 0 | 20 | | |
| 0 K.D. Johnson | 18:49 | 3-8 | 1-4 | 1-1 | 0 | 2 | 2 | 3 | 2 | 8 | 1 | 1 | 2 | 0 | 1 | 11 | | |
| 3 Tre Donaldson | 16:57 | 1-2 | 0-0 | 0-0 | 0 | 0 | 0 | 1 | 0 | 0 | 3 | 1 | 1 | 0 | 0 | 9 | | |
| 4 Dylan Cardwell | 17:43 | 5-6 | 0-0 | 2-2 | 2 | 1 | 3 | 1 | 3 | 12 | 3 | 4 | 1 | 0 | 0 | 10 | | |
| 31 Chaney Johnson | 18:16 | 3-4 | 0-0 | 0-0 | 5 | 5 | 2 | 3 | 0 | 6 | 2 | 1 | 0 | 1 | 0 | 7 | | |
| 24 Lior Berman | 10:14 | 1-2 | 1-2 | 1-2 | 1 | 2 | 3 | 1 | 4 | 0 | 0 | 0 | 0 | 0 | 0 | 0 | | |
| 20 Carter Sobera | 01:02 | 0-0 | 0-0 | 0-0 | 0 | 1 | 1 | 0 | 0 | 0 | 0 | 0 | 0 | 0 | 0 | 0 | | |
| 21 Blake Muschalek | 01:02 | 0-0 | 0-0 | 0-0 | 0 | 0 | 0 | 0 | 0 | 0 | 0 | 0 | 0 | 0 | 0 | 0 | | |
| 23 Addarin Scott | 01:02 | 1-1 | 0-0 | 0-0 | 0 | 0 | 0 | 0 | 0 | 0 | 2 | 0 | 0 | 0 | 2 | 0 | | |
| 55 Jalen Harper | 01:02 | 0-1 | 0-0 | 0-0 | 0 | 0 | 0 | 0 | 0 | 0 | 0 | 0 | 0 | 0 | 0 | 0 | | |
| Team | | | | | | | | | | | | | | | | | | |
| Totals | | 32:55 | 8-18 | 10-11 | 10 | 19 | 29 | 17 | 13 | 82 | 19 | 16 | 9 | 5 | 3 | 23 | | |

Technical Fouls: NONE

| Biggest lead | OLE | | AUB | | Points from Turnovers | OLE | AUB | Period by Period Scoring | | | |
|------------------|---------------------------|---------------------------|----------------------------|----|-----------------------|-----|-----|--------------------------|-----|-----|----|
| | 2 (1 st 19:27) | 35 (2 nd 8:14) | 17 | 22 | | | | 1st | 2nd | TOT | |
| Best Scoring Run | 11 (2 nd 1:39) | | 14 (2 nd 12:20) | | Paint | 28 | 42 | OLE | 27 | 32 | 59 |
| Lead Changes | 1 | | 2 | | Second Chance | 17 | 22 | AUB | 46 | 36 | 82 |
| Times Tied | 2 | | 2 | | Fast Breaks | 11 | 8 | | | | |
| Time with Lead | 00:40 | | 38:05 | | Bench | 18 | 40 | | | | |

GAME 19 | ALABAMA 79, #8/#6 AUBURN 75



Official Basketball Box Score - Final
Auburn at Alabama
 01/24/24 Coleman Coliseum, Tuscaloosa
 2023-24 Men's Basketball

Game Time: 6:30 PM
 Game Duration: 2:41
 Attendance: 13,474

Officials: Pat Adams, Don Daly, K.B. Burdett, Jr.