

**Team**

**Batting**

Most At-Bats .....52, vs. Troy State (3/3/98)  
 Most Runs Scored .....26, vs. Alabama A&M (2/14/99)  
 Most Hits .....21, twice (last vs. Tennessee [3/25/00])  
 Most Runs Batted In .....22, vs. Alabama A&M (2/14/99)  
 Most Doubles .....10, vs. Wichita State (2/19/00)  
 Most Triples .....3, vs. Ole Miss (3/31/01)  
 Most Home Runs .....5, vs. Miami (Ohio) (2/10/06)  
 Most Total Bases .....31, vs. Miami (Ohio) (2/10/06)  
 Most Walks .....10, vs. Alabama A&M (2/14/99)  
 Most Strikeouts .....18, vs. Arizona State (2/24/06)  
 Most Sacrifice Hits .....5, twice (last vs. Tennessee [5/9/03])  
 Most Stolen Bases .....8, vs. Alabama A&M (2/14/99)  
 Most Hit By Pitch .....5, vs. Alabama State (2/9/05)  
 Most Runners LOB .....15, vs. Troy State (3/3/98)

**Fielding**

Most Putouts .....39, twice (last vs. Florida State [4/15/00])  
 Most Assists .....21, vs. Arkansas (3/24/01)  
 Most Errors .....7, vs. Minnesota (2/27/98)  
 Most Double Plays Turned .....2, eight times (last vs. UC Davis [2/26/05])

**Pitching**

Most Runs Allowed .....16, vs. Iowa (3/6/05)  
 Most Earned Runs Allowed .....16, vs. Iowa (3/6/05)  
 Most Hits Allowed .....18, vs. LSU (3/19/99)  
 Most Strikeouts .....17, twice (last vs. Fresno State [5/20/04])  
 Most Walks Allowed .....12, vs. Evansville (2/11/06)

**Miscellaneous**

Longest Game .....5:00, vs. Alabama A&M (2/14/99)  
 Shortest Game .....1:05, at Georgia (3/17/01)  
 Most Innings .....13, twice (last vs. Florida State [4/15/00])  
 Longest Winning Streak .....11 games (2/20/04-3/20/04)  
 Longest Home Winning Streak .....10 games, twice  
 .....(2/1/02-3/13/02, 2/19/05-3/19/05)  
 Longest Road Winning Streak .....eight games (2/28/04-3/28/04)  
 Longest Losing Streak .....10 games (4/7/01-4/21/01)  
 Longest Home Losing Streak .....six games, twice  
 .....(3/15/97-3/21/97, 4/18/98-4/26/98)  
 Longest Road Losing Streak .....seven games (4/4/98-4/13/98)  
 Largest Winning Margin .....26, vs. Alabama A&M (26-0, 2/14/99)  
 Largest Losing Margin .....15, vs. Iowa (1-16, 3/6/05)  
 Highest Attendance, Home .....1,371 vs. Michigan (2/28/06)  
 Highest Attendance, Road .....1,320, vs. Arizona (2/16/02)  
 Highest Attendance, Neutral .....1,358, vs. Ohio State (Tucson Regional-5/20/06)



**Individual**

**Batting**

Most At-Bats .....7, twice  
 .....(Ashley Moore, Marcella Passarelli vs. Florida State [4/15/00])  
 Most Runs .....5, Kim Blair vs. Alabama A&M (2/14/99)  
 Most Hits .....4, 11 times (last by Tatiana Fernandez vs. Arkansas [4/22/06])  
 Most Runs Batted In .....10, Holly Currie vs. Alabama State (2/9/05)  
 Most Doubles .....3, twice (last by Ashley Griffin vs. Mercer [2/8/03])  
 Most Triples .....2, Myesha Finney vs. Boston College (3/5/06)  
 Most Home Runs .....3, Mary Petrie vs. Tennessee (4/21/01)  
 Most Total Bases .....12, twice (last by Holly Currie vs. Alabama State [2/9/05])  
 Most Walks .....4, Kristina McCain vs. Mercer (2/18/06)  
 Most Strikeouts .....4, Kelly Sutton vs. Florida Atlantic (5/17/02)  
 Most Sacrifice Hits .....2, six times  
 .....(last by Ashley Griffin vs. Ohio State [5/19/06])  
 Most Stolen Bases .....3, twice  
 .....(last by Shannon Anderson vs. Illinois State [1/30/04])  
 Most Hit By Pitch .....2, six times  
 .....(last by Myesha Finney vs. South Carolina [4/29/06])

**Fielding**

Most Putouts .....19, Sara Dean vs. Hofstra (5/20/04)  
 Most Assists .....8, Kimball Pratt vs. Ohio State (2/11/01)  
 Most Errors .....3, Lindsey Chitwood vs. Arkansas (3/25/01)

**Pitching**

Most Innings .....13, Jen Lofton vs. Florida State (4/15/00)  
 Most Runs Allowed .....12, Jaime Rasmussen vs. LSU (3/19/99)  
 Most Earned Runs Allowed .....9, Jen Lofton vs. Alabama (4/1/00)  
 Most Walks Allowed .....9, Holly Currie vs. Evansville (2/11/06)  
 Most Strikeouts .....17, twice (last by Kristen Keyes vs. Fresno State (5/20/04))  
 Most Hits Allowed .....14, twice  
 .....(last by Beth DiPietro vs. LSU [4/23/05])

**Auburn Cycles**

3/12/05 Holly Currie Arkansas 4 AB, 4 H, 1B, 2B, 3B, HR, 1 R, 6 RBI



# SINGLE-SEASON HITTING RECORDS

## Batting Average

1. Mary Petrie	2000	.454
2. Holly Currie	2005	.394
3. Ashley Moore	2001	.383
4. Mary Petrie	2001	.381
5. Paige Jones	2005	.376
6. Jen Kraemer	2001	.362
7. Sara Ghezzi	2006	.357
8. Sara Dean	2005	.360
9. Kristina McCain	2006	.355
Jen Kraemer	2000	.355

## Games

1. Ashley Camp	1997	69
Kim Blair	1997	69
3. Sara Dean	2005	68
Sara Ghezzi	2005	68
Ashley Griffin	2005	68
Amy Shaw	2005	68
Lauren Walton	2005	68
8. Holly Currie	2005	67
9. Lolani Alvarez	2005	66
Amy Dalsing	1997	66

## Games Started

1. Ashley Camp	1997	69
2. Kim Blair	1997	68
Sara Dean	2005	68
Ashley Griffin	2005	68
Sara Ghezzi	2005	68
6. Holly Currie	2005	67
Amy Shaw	2005	67
Lauren Walton	2005	67
9. Amy Dalsing	1997	66
10. Four tied		65

## At Bats

1. Kim Blair	1997	236
2. Ashley Griffin	2005	213
Ashley Moore	2000	213
4. Ashley Moore	2001	209
5. Michelle Martin	2000	207
6. Ashley Camp	1997	202
7. Sara Dean	2005	197
Jen Kraemer	2000	197
9. Jen Kraemer	2001	196
10. Marcella Passarelli	2000	195



Ashley Moore

## Hits

1. Kim Blair	1997	81
2. Ashley Moore	2001	80
3. Holly Currie	2005	76
4. Sara Dean	2005	71
Jen Kraemer	2001	71
6. Jen Kraemer	2000	70
7. Mary Petrie	2001	69
8. Paige Jones	2005	67
9. Ashley Moore	2000	66
10. Kasey Angulo	2002	64

## Runs

1. Ashley Griffin	2005	56
2. Kristina McCain	2005	55
3. Ashley Moore	2002	50
Ashley Moore	2001	50
5. Sara Dean	2005	46
6. Shannon Anderson	2002	45
7. Kristina McCain	2006	43
Kim Blair	1997	43
8. Ashley Moore	2000	40
10. Marcella Passarelli	1999	39

## Runs Batted In

1. Holly Currie	2005	65
2. Paige Jones	2005	46
3. Sara Dean	2005	44
4. Mary Petrie	2003	43
5. Tatiana Fernandez	2006	41
Kasey Angulo	2002	41
7. Ashley Moore	2001	40
Mary Petrie	1999	40
9. Mary Petrie	2001	39
10. Michelle Martin	2001	37

## Doubles

1. Ashley Moore	2001	22
2. Ashley Camp	1997	21
3. Holly Currie	2005	20
4. Ashley Griffin	2003	17
Jen Kraemer	2000	17
Ashley Moore	2000	17
7. Kasey Angulo	2002	16
8. Sara Ghezzi	2005	15
9. Mary Petrie	2001	14
Michelle Martin	2000	14
Sara Dean	2004	14

## Triples

1. Sara Dean	2005	4
2. Myesha Finney	2006	3
Lolani Alvarez	2005	3
Lauren Walton	2005	3
Amy Shaw	2005	3
Ashley Camp	1997	3
7. Ashley Griffin	2004	2
Sara Dean	2004	2
Jen Kraemer	2000	2
Chris Steiner	1999	2

## Home Runs

1. Holly Currie	2005	17
Ashley Moore	2002	17
3. Paige Jones	2005	13
Mary Petrie	2001	13
5. Mary Petrie	1999	12
6. Ashley Moore	2001	11
7. Michelle Martin	2001	10
Mary Petrie	2000	10
9. Kasey Angulo	2002	9
Sara Dean	2005	8
10. Marcella Passarelli	1999	8

## Strikeouts

1. Marcella Passarelli	2000	54
2. Jodie VanOoyen	2000	48
3. Deni Zeigler	2000	42
4. Kelly Sutton	2002	41
Marcella Passarelli	1999	41
6. Kasey Angulo	2002	39
Mary Petrie	1999	39
8. Holly Currie	2006	38
9. Tatiana Fernandez	2006	37
Chris Steiner	1999	37

## Walks

1. Ashley Moore	2002	39
2. Kristina McCain	2006	36
3. Kristina McCain	2005	33
4. Mary Petrie	2001	31
5. Jennifer Page	1997	30
6. Holly Currie	2006	28
7. Holly Currie	2005	27
Paige Jones	2005	27
9. Sara Ghezzi	2006	25
10. Kristina McCain	2004	24

## Hit by Pitch

1. Sarah Orozco	2000	14
2. Sarah Orozco	1999	10
Ashley Moore	2001	10
4. Myesha Finney	2006	9
5. Starr Dorsey	2006	8
Ashley Moore	2000	8
Ashley Camp	1997	8
8. Lolani Alvarez	2005	7
Ashley Griffin	2003	7
Lindsey Chitwood	2002	7
Lindsey Chitwood	2001	7

## On-Base Pct.

(Min. 70 plate appearances)

1. Mary Petrie	2000	.531
2. Kristina McCain	2006	.481
3. Mary Petrie	2001	.475
4. Holly Currie	2005	.464
5. Ashley Moore	2002	.463
6. Kristina McCain	2005	.461
Paige Jones	2005	.461
8. Sara Ghezzi	2006	.453
Ashley Moore	2001	.453
10. Sara Dean	2004	.420

## Slugging Percentage

(Min. 70 at bats)

1. Mary Petrie	2000	.782
2. Holly Currie	2005	.772
3. Ashley Moore	2002	.697
4. Mary Petrie	2001	.685
5. Ashley Moore	2001	.656
6. Paige Jones	2005	.646
7. Sara Ghezzi	2006	.594
8. Sara Dean	2005	.574
9. Mary Petrie	1999	.564
10. Kasey Angulo	2002	.563



Ashley Griffin

## Total Bases

1. Holly Currie	2005	149
2. Ashley Moore	2001	137
3. Mary Petrie	2001	124
4. Ashley Moore	2002	122
5. Paige Jones	2005	115
6. Sara Dean	2005	113
7. Kasey Angulo	2002	107
8. Jen Kraemer	2000	106
9. Michelle Martin	2001	104
10. Ashley Moore	2000	100

## Stolen Bases

1. Shannon Anderson	2004	31
2. Shannon Anderson	2002	21
3. Shannon Anderson	2003	19
4. Kim Blair	1998	19
5. Chris Steiner	1999	18
6. Kristina McCain	2005	16
7. Ashley Griffin	2005	15
8. Kim Blair	1997	14
9. Marcella Passarelli	2000	13
Sara Dean	2004	13

## Sacrifice Hits

1. Ashley Griffin	2006	18
2. Amy Bellanca	1997	15
Chris Steiner	1998	15
Amy Dalsing	1997	15
5. Shannon Anderson	2003	13
Jennifer Hammock	2001	13
7. Jennifer Page	1997	12
8. Lindsey Chitwood	2002	10
Kimball Pratt	2001	10
Amy Dalsing	1998	10

## Sacrifice Flies

1. Sara Dean	2005	7
2. Jen Kraemer	2000	4
Michelle Martin	1999	4
4. Sara Ghezzi	2005	3
Lolani Alvarez	2005	3
Mary Petrie	2000	3
Ashley Camp	1998	3
Jennifer Page	1997	3
9. 15 tied at		2

**Appearances**

1. Kristen Keyes	2002	50
2. Holly Currie	2005	46
3. Jen Lofton	2000	45
4. Beth DiPietro	2005	44
5. Holly Currie	2006	42
6. Kristen Keyes	2004	41
7. Jaime Rasmussen	2000	38
8. Nicole Groves	1999	37
Renee Sease	1997	37
10. Beth DiPietro	2006	36

**Games Started**

1. Holly Currie	2005	33
2. Holly Currie	2006	32
Brenda Espinoza	1997	32
4. Beth DiPietro	2005	31
5. Kristen Keyes	2004	30
Kristen Keyes	2002	30
Jaime Rasmussen	2000	30
8. Kristen Keyes	2003	26
Denisse Montalvo	1999	26
9. Janet Spivey	2003	25
Jen Lofton	2002	25
Nicole Groves	1999	25

**Complete Games**

1. Kristen Keyes	2004	23
Kristen Keyes	2002	23
3. Holly Currie	2006	20
Holly Currie	2005	20
5. Beth DiPietro	2005	18
6. Kristen Keyes	2003	16
7. Nicole Groves	1999	13
8. Beth DiPietro	2006	12
Jaime Rasmussen	2000	12
10. Jaime Rasmussen	2001	10
Denisse Montalvo	1999	10

**Shutouts**

1. Kristen Keyes	2004	13
2. Holly Currie	2006	9
Holly Currie	2005	9
4. Beth DiPietro	2005	7
5. Kristen Keyes	2002	6
6. Janet Spivey	2003	5
7. Kristen Keyes	2003	4
Jaime Rasmussen	2000	4
Denisse Montalvo	1999	4
Nicole Groves	1999	4

**Innings**

1. Kristen Keyes	2004	243.1
2. Kristen Keyes	2002	220.2
3. Holly Currie	2006	219.0
4. Holly Currie	2005	208.1
5. Beth DiPietro	2005	200.2
6. Brenda Espinoza	1997	176.0
7. Jen Lofton	2000	173.2
8. Kristen Keyes	2003	173.0
9. Jaime Rasmussen	2000	165.2
10. Nicole Groves	1999	164.2



Kristen Keyes

**Win-Loss Percentage  
(Min. 25 decisions)**

1. Beth DiPietro	2005	.767 (23-7)
2. Kristen Keyes	2004	.730 (27-10)
3. Beth DiPietro	2006	.696 (16-7)
4. Holly Currie	2005	.686 (24-11)
5. Kristen Keyes	2002	.636 (21-12)
6. Holly Currie	2006	.576 (19-14)
7. Brenda Espinoza	1997	.500 (13-13)
8. Jen Lofton	2000	.467 (14-16)
9. Jen Lofton	2002	.461 (12-14)
10. Nicole Groves	1999	.440 (11-14)

**Wins**

1. Kristen Keyes	2004	27
2. Holly Currie	2005	24
3. Beth DiPietro	2005	23
4. Kristen Keyes	2002	21
5. Holly Currie	2006	19
6. Beth DiPietro	2006	16
7. Jen Lofton	2000	14
8. Jaime Rasmussen	2000	13
Brenda Espinoza	1997	13
10. Jen Lofton	2002	12

**Saves**

1. Kristen Keyes	2002	9
2. Jen Lofton	2000	6
3. Holly Currie	2006	5
Holly Currie	2005	5
5. Beth DiPietro	2005	4
Mary Petrie	1998	4
7. Jaime Rasmussen	2001	3
Nicole Groves	1999	3
Renee Sease	1997	3
10. Beth DiPietro	2006	2
Mary Petrie	2001	2

**Earned Run Average  
(Min. 100 innings)**

1. Kristen Keyes	2004	1.06
2. Jen Lofton	2001	1.62
3. Kristen Keyes	2002	1.78
4. Holly Currie	2006	1.79
5. Beth DiPietro	2006	1.85
6. Renee Sease	1997	1.93
7. Holly Currie	2005	1.95
8. Nicole Groves	1999	2.04
9. Denisse Montalvo	1998	2.18
10. Denisse Montalvo	1997	2.23

**Batting Avg. Against  
(Min. 100 innings)**

1. Kristen Keyes	2004	.134
2. Holly Currie	2006	.183
3. Holly Currie	2005	.184
4. Kristen Keyes	2002	.201
5. Kristen Keyes	2003	.218
6. Beth DiPietro	2005	.229
7. Renee Sease	1997	.239
8. Denisse Montalvo	1997	.240
9. Jen Lofton	2001	.241
10. Beth DiPietro	2006	.242



Jen Lofton

**Strikeouts**

1. Kristen Keyes	2004	320
2. Holly Currie	2006	286
3. Holly Currie	2005	250
4. Kristen Keyes	2002	211
5. Kristen Keyes	2003	196
6. Beth DiPietro	2005	167
7. Denisse Montalvo	1997	132
8. Beth DiPietro	2006	129
9. Denisse Montalvo	1999	126
10. Jen Lofton	2002	125

**Walks**

1. Holly Currie	2005	115
2. Kristen Keyes	2002	92
3. Holly Currie	2006	87
4. Beth DiPietro	2005	78
5. Kristen Keyes	2003	77
6. Beth DiPietro	2006	66
7. Brenda Espinoza	1998	64
8. Denisse Montalvo	1999	62
9. Brenda Espinoza	1997	61
Denisse Montalvo	1997	61

**Wild Pitches**

1. Holly Currie	2006	26
2. Brenda Espinoza	1997	25
3. Holly Currie	2005	20
4. Denisse Montalvo	1997	18
5. Janet Spivey	2003	17
Renee Sease	1997	17
7. Denisse Montalvo	1999	13
Denisse Montalvo	1998	13
9. Kristen Keyes	2002	11
Erika Koivula	1998	11

**Auburn No-Hitters**

**Auburn Perfect Games**

2/11/05	Holly Currie	C. of Charleston (6 inn.)	6 ip, 18 BF, 13 K, 0 BB
---------	--------------	---------------------------	-------------------------

**Auburn No-Hitters**

2/26/97	Brenda Espinoza	Jacksonville State	7 IP, 23 BF, 6 K, 1 BB
2/14/98	B. Espinoza, D. Montalvo	Jacksonville St. (5 inn.)	5 IP, 17 BF, 7 K, 2 BB
2/14/99	D. Montalvo, M. Petrie	Alabama A&M (5 inn.)	5 IP, 16 BF, 10 K, 0 BB
3/31/01	Jen Lofton	Ole Miss	7 IP, 22 BF, 5 K, 1 BB
4/23/03	Kristen Keyes	Georgia Tech (10 inn.)	10 IP, 31 BF, 12 K, 0 BB
3/2/04	Kristen Keyes	Troy State	7 IP, 22 BF, 10 K, 2 BB
3/20/04	Kristen Keyes	Ole Miss	7 IP, 26 BF, 10 K, 1 BB
3/20/04	Beth DiPietro	Ole Miss (5 inn.)	5 IP, 15 BF, 3 K, 1 BB
3/27/04	Kristen Keyes	South Carolina	7 IP, 23 BF, 10 K, 1 BB
4/20/04	Kristen Keyes	Alabama	7 IP, 27 BF, 10 K, 4 BB
2/11/05	Holly Currie	C. of Charleston (6 inn.)	6 IP, 18 BF, 13 K, 0 BB
2/19/06	Holly Currie	Mercer (5 inn.)	5 IP, 16 BF, 15 K, 1 BB
2/24/06	Holly Currie	Missouri	7 IP, 21 BF, 12 K, 2 BB
3/28/06	Beth DiPietro	Florida	7 IP, 27 BF, 6 K, 5 BB
4/4/06	Holly Currie	Tennessee Tech	7 IP, 23 BF, 15 K, 1 BB
5/6/06	Holly Currie	Ole Miss	7 IP, 23 BF, 8 K, 2 BB
5/19/06	Holly Currie	Marist (5 inn.)	5 IP, 15 BF, 8 K, 0 BB

# CAREER HITTING RECORDS

## Batting Average (Min. 250 at bats)

1. Mary Petrie (1998-2001)	.365
2. Kim Blair (1997-99)	.345
3. Ashley Moore (1999-2002)	.341
4. Jen Kraemer (1999-2001)	.327
5. Kristina McCain (2004-06)	.323
6. Sara Dean (2002-05)	.317
7. <b>Holly Currie (2004-pres.)</b>	<b>.316</b>
8. <b>Sara Ghezzi (2004-pres.)</b>	<b>.311</b>
9. Michelle Martin (1998-2001)	.307
10. Kasey Angulo (2002-03)	.297

## Slugging Percentage (Min. 250 at bats)

1. Mary Petrie (1998-2001)	.634
2. Ashley Moore (1999-2002)	.582
3. <b>Holly Currie (2004-pres.)</b>	<b>.566</b>
4. Kasey Angulo (2002-03)	.519
5. Paige Jones (2002-05)	.514
6. Sara Dean (2002-05)	.497
7. Kristina McCain (2004-06)	.457
8. <b>Sara Ghezzi (2004-pres.)</b>	<b>.456</b>
9. Michelle Martin (1998-2001)	.454
10. Ashley Griffin (2003-06)	.449

## On-Base Percentage (Min. 250 at bats)

1. Mary Petrie (1998-2001)	.446
2. Kristina McCain (2004-06)	.440
3. Ashley Moore (1999-2002)	.422
4. <b>Holly Currie (2004-pres.)</b>	<b>.397</b>
5. <b>Sara Ghezzi (2004-pres.)</b>	<b>.396</b>
6. Kim Blair (1997-99)	.384
7. Sara Dean (2002-05)	.377
8. Paige Jones (2002-05)	.373
9. Jen Kraemer (1999-2001)	.371
10. Kasey Angulo (2002-03)	.369

## Games Played

1. Sara Dean (2002-05)	249
2. Ashley Moore (1999-2002)	247
3. Ashley Griffin (2003-06)	241
4. Deni Zeigler (2000-03)	236
5. Mary Petrie (1998-2001)	218
6. Marcella Passarelli (1998-2001)	212
7. Michelle Martin (1998-2001)	210
8. Martha Phillips (2001-04)	207
9. Jodie Van Ooyen (2000-03)	200
10. <b>Sara Ghezzi (2004-pres.)</b>	<b>186</b>



Jen Kraemer



Sara Dean

## Games Started

1. Sara Dean (2002-05)	244
Ashley Moore (1999-2002)	244
3. Ashley Griffin (2003-06)	240
4. Deni Zeigler (2000-03)	232
5. Mary Petrie (1998-2001)	215
6. Michelle Martin (1998-2001)	207
7. Martha Phillips (2001-04)	189
8. <b>Sara Ghezzi (2004-pres.)</b>	<b>184</b>
Jodie Van Ooyen (2000-03)	184
10. Jen Kraemer (1999-2001)	182

## At Bats

1. Ashley Moore (1999-2002)	765
2. Ashley Griffin (2003-06)	751
3. Sara Dean (2002-05)	712
4. Deni Zeigler (2000-03)	657
5. Michelle Martin (1998-2001)	645
6. Mary Petrie (1998-2001)	625
7. Jen Kraemer (1999-2001)	563
8. Shannon Anderson (2002-04)	533
9. Martha Phillips (2001-04)	528
10. Marcella Passarelli (1998-2001)	520

## Runs Scored

1. Ashley Moore (1999-2002)	171
2. Ashley Griffin (2003-06)	147
3. Kristina McCain (2004-06)	129
4. Mary Petrie (1998-2001)	107
5. Sara Dean (2002-05)	103
6. Marcella Passarelli (1998-2001)	98
7. Shannon Anderson (2002-04)	91
8. Jen Kraemer (1999-2001)	81
8. Chris Steiner (1997-99)	81
10. Michelle Martin (1998-2001)	75

## Hits

1. Ashley Moore (1999-2002)	261
2. Mary Petrie (1998-2001)	228
3. Sara Dean (2002-05)	226
4. Ashley Griffin (2003-06)	212
5. Michelle Martin (1998-2001)	198
6. Jen Kraemer (1999-2001)	184
7. Kristina McCain (2004-06)	163
8. Deni Zeigler (2000-03)	161
9. <b>Holly Currie (2004-pres.)</b>	<b>153</b>
10. <b>Sara Ghezzi (2004-pres.)</b>	<b>150</b>

## Doubles

1. Ashley Moore (1999-2002)	58
2. Ashley Griffin (2003-06)	46
3. Sara Dean (2002-05)	43
4. Mary Petrie (1998-2001)	40
5. Deni Zeigler (2000-03)	38
6. Michelle Martin (1998-2001)	35
7. <b>Holly Currie (2004-pres.)</b>	<b>34</b>
8. Jen Kraemer (1999-2001)	33
9. <b>Sara Ghezzi (2004-pres.)</b>	<b>31</b>
10. Martha Phillips (2001-04)	28

## Triples

1. Sara Dean (2002-05)	8
2. Ashley Griffin (2003-06)	5
3. <b>Lauren Walton (2004-pres.)</b>	<b>4</b>
Ashley Camp (1997-98)	4
Lolani Alvarez (2004-05)	4
Chris Steiner (1997-99)	4
7. Amy Shaw (2005-06)	3
<b>Myesha Finney (2006)</b>	<b>3</b>
<b>Holly Currie (2005-pres.)</b>	<b>3</b>
Ashley Moore (1999-2002)	3

## Home Runs

1. Mary Petrie (1998-2001)	42
2. Ashley Moore (1999-2002)	40
3. <b>Holly Currie (2004-pres.)</b>	<b>27</b>
4. Ashley Griffin (2003-06)	23
Sara Dean (2002-05)	23
6. Paige Jones (2002-05)	21
7. Michelle Martin (1998-2001)	20
8. Deni Zeigler (2000-03)	16
9. Kasey Angulo (2002-03)	14
Marcella Passarelli (1998-2001)	14

## Runs Batted In

1. Mary Petrie (1998-2001)	157
2. Ashley Moore (1999-2002)	128
3. Sara Dean (2002-05)	124
4. <b>Holly Currie (2004-pres.)</b>	<b>119</b>
5. Michelle Martin (1998-2001)	99
6. Ashley Griffin (2003-06)	91
7. Deni Zeigler (2000-03)	86
8. Jen Kraemer (1999-2001)	82
9. Paige Jones (2002-05)	80
10. <b>Sara Ghezzi (2004-pres.)</b>	<b>79</b>

## Total Bases

1. Ashley Moore (1999-2002)	445
2. Mary Petrie (1998-2001)	396
3. Sara Dean (2002-05)	354
4. Ashley Griffin (2003-06)	337
5. Michelle Martin (1998-2001)	293
6. <b>Holly Currie (2004-pres.)</b>	<b>274</b>
7. Jen Kraemer (1999-2001)	251
Deni Zeigler (2000-03)	251
9. Kristina McCain (2004-06)	231
10. <b>Sara Ghezzi (2004-pres.)</b>	<b>220</b>

## Walks

1. Kristina McCain (2004-06)	93
2. Mary Petrie (1998-2001)	90
3. Ashley Moore (1999-2002)	85
4. Sara Dean (2002-05)	71
5. <b>Holly Currie (2004-pres.)</b>	<b>68</b>
6. <b>Sara Ghezzi (2004-pres.)</b>	<b>64</b>
7. Jodie Van Ooyen (2000-03)	48
8. Deni Zeigler (2000-03)	47
9. Marcella Passarelli (1998-2001)	46
10. Paige Jones (2002-05)	44

## Hit By Pitch

1. Ashley Moore (1999-2002)	26
2. Sarah Orozco (1999-2000)	24
3. Lindsey Chitwood (2001-04)	19
4. Jodie Van Ooyen (2000-03)	16
5. Kristina McCain (2004-06)	14
6. Ashley Griffin (2003-06)	12
7. Anne Norton (2002-05)	11
8. Lolani Alvarez (2004-05)	10
Ashley Camp (1997-98)	10
Jen Kraemer (1999-2001)	10

## Sacrifice Flies

1. Sara Dean (2002-05)	9
Michelle Martin (1998-01)	9
3. Jen Kraemer (1998-01)	7
4. Mary Petrie (1998-01)	6
5. Ashley Moore (1999-02)	5
6. Ashley Camp (1997-98)	5
7. <b>Holly Currie (2004-pres.)</b>	<b>4</b>
Martha Phillips (2001-04)	4
Paige Jones (2002-05)	4
Jennifer Page (1997-98)	4

## Sacrifice Hits

1. Ashley Griffin (2003-06)	34
2. Shannon Anderson (2002-04)	29
3. Amy Dalsing (1997-99)	28
4. Chris Steiner (1997-99)	26
5. Jennifer Hammock (2000-03)	23
6. Kimball Pratt (1998-01)	22
Jodie Van Ooyen (2000-03)	22
8. Marcella Passarelli (1998-01)	18
Ashley Camp (1997-98)	16
10. Amy Bellanca (1997)	15

## Stolen Bases

1. Shannon Anderson (2002-04)	73
2. Ashley Griffin (2003-06)	42
3. Chris Steiner (1997-99)	37
4. Kim Blair (1997-99)	35
5. Marcella Passarelli (1998-01)	32
Ashley Moore (1999-02)	32
7. Kristina McCain (2004-06)	30
8. Sara Dean (2002-05)	27
9. <b>Lauren Walton (2004-pres.)</b>	<b>26</b>
10. Kim Freeland (2000-03)	20



Marcella Passarelli



Kristen Keyes

**Earned Run Average  
(Min. 400 IP)**

1. Kristen Keyes (2002-04)	1.77
2. <b>Holly Currie (2004-pres.)</b>	<b>1.91</b>
3. Beth DiPietro (2004-06)	1.96
4. Denisse Montalvo (1997-99)	2.48
5. Jen Lofton (2000-02)	2.50

**Batting Average Against  
(Min. 400 IP)**

1. Kristen Keyes (2002-04)	.181
2. <b>Holly Currie (2004-pres.)</b>	<b>.185</b>
3. Beth DiPietro (2004-06)	.227
4. Denisse Montalvo (1997-99)	.249
5. Jen Lofton (2000-02)	.255

**Wins**

1. Kristen Keyes (2002-04)	60
2. <b>Holly Currie (2004-pres.)</b>	<b>51</b>
3. Beth DiPietro (2004-06)	45
4. Jen Lofton (2000-02)	35
5. Jaime Rasmussen (1999-2001)	25
6. Denisse Montalvo (1997-99)	24
7. Brenda Espinoza (1997-98)	17
8. Renee Sease (1997)	12
9. Lily DuBois (2001-03)	11
Nicole Groves (1999)	11

**Saves**

1. <b>Holly Currie (2004-pres.)</b>	<b>11</b>
Kristen Keyes (2002-04)	11
3. Beth DiPietro (2004-06)	8
4. Mary Petrie (1998-01)	7
5. Jen Lofton (2000-02)	6
6. Jaime Rasmussen (1999-2001)	5
7. Nicole Groves (1999)	3
Denisse Montalvo (1997-99)	3
Renee Sease (1997)	3
10. Erika Koivula (1998)	1




Denisse Montalvo

**Appearances**


1. Kristen Keyes (2002-04)	125
2. <b>Holly Currie (2004-pres.)</b>	<b>109</b>
3. Beth DiPietro (2004-06)	100
Jen Lofton (2000-02)	97
5. Denisse Montalvo (1997-99)	93
6. Jaime Rasmussen (1999-2001)	92
7. Mary Petrie (1998-2001)	62
8. Brenda Espinoza (1997-98)	56
9. Renee Sease (1997)	37
Nicole Groves (1999)	37

**Games Started**

1. Kristen Keyes (2002-04)	88
2. <b>Holly Currie (2004-pres.)</b>	<b>83</b>
3. Denisse Montalvo (1997-99)	67
4. Beth DiPietro (2004-06)	63
Jen Lofton (2000-02)	63
6. Jaime Rasmussen (1999-2001)	57
7. Brenda Espinoza (1997-98)	52
8. Lily DuBois (2001-03)	26
9. Nicole Groves (1999)	25
Janet Spivey (2003)	25



Renee Sease



Lily DuBois

**Complete Games**


1. Kristen Keyes (2002-04)	64
2. <b>Holly Currie (2004-pres.)</b>	<b>44</b>
3. Beth DiPietro (2004-06)	35
4. Denisse Montalvo (1997-99)	29
5. Jaime Rasmussen (1999-2001)	26
6. Jen Lofton (2000-02)	22
7. Brenda Espinoza (1997-98)	15
8. Nicole Groves (1999)	13
9. Lily DuBois (2001-03)	10
10. Janet Spivey (2003)	9

**Innings Pitched**

1. Kristen Keyes (2002-04)	637.0
2. <b>Holly Currie (2004-pres.)</b>	<b>519.1</b>
3. Jen Lofton (2000-02)	420.2
4. Beth DiPietro (2004-06)	418.0
5. Denisse Montalvo (1997-99)	412.2
6. Jaime Rasmussen (1999-2001)	371.2
7. Brenda Espinoza (1997-98)	265.2
8. Mary Petrie (1998-2001)	172.0
9. Nicole Groves (1999)	164.2
10. Lily DuBois (2001-03)	147.0



Holly Currie



Brenda Espinoza

**Walks Allowed**

1. Kristen Keyes (2002-04)	226
2. Denisse Montalvo (1997-99)	178
3. <b>Holly Currie (2004-pres.)</b>	<b>169</b>
4. Jen Lofton (2000-02)	153
5. Brenda Espinoza (1997-98)	125
6. Beth DiPietro (2004-06)	114
Jaime Rasmussen (1999-2001)	114
8. Lily DuBois (2001-03)	64
9. Nicole Groves (1999)	43
10. Erika Koivula (1998)	40

**Strikeouts**

1. Kristen Keyes (2002-04)	727
2. <b>Holly Currie (2004-pres.)</b>	<b>627</b>
3. Beth DiPietro (2004-06)	348
4. Denisse Montalvo (1997-99)	341
5. Jen Lofton (2000-02)	300
6. Jaime Rasmussen (1999-2001)	154
7. Brenda Espinoza (1997-98)	150
8. Janet Spivey (2003)	103
9. Renee Sease (1997)	99
10. Mary Petrie (1998-2001)	95

**Wild Pitches**

1. <b>Holly Currie (2004-pres.)</b>	<b>56</b>
2. Denisse Montalvo (1997-99)	44
3. Brenda Espinoza (1997-98)	35
4. Jen Lofton (2000-02)	23
5. Kristen Keyes (2002-04)	22
6. Janet Spivey (2003)	17
Renee Sease (1997)	17
8. Jaime Rasmussen (1999-2001)	15
Lily DuBois (2001-03)	15
10. Erika Koivula (1998)	11

# ALL-TIME AUBURN STATISTICS

## Batting

Year	W-L	Avg.	G	AB	R	H	2B	3B	HR	RBI	TB	Sig.	BB	HBP	SO	GDP	OB%	SF	SH	SB-ATT	PO	A	E	Fld.
1997	34-35	.257	69	1828	238	470	71	7	5	190	570	.312	95	25	234	4	.301	10	102	70-101	1450	625	119	.946
1998	16-40	.259	56	1493	161	386	61	2	11	137	484	.324	92	10	186	3	.304	8	68	62-83	1132	527	83	.952
1999	27-32-1	.287	60	1564	284	449	62	4	38	222	633	.405	110	40	249	1	.347	12	30	87-106	1147	458	77	.954
2000	34-31	.286	65	1721	268	492	106	6	38	238	724	.421	134	44	307	2	.350	13	54	57-75	1327	627	114	.945
2001	31-32	.277	63	1706	284	473	95	4	47	246	717	.420	146	34	295	2	.345	8	55	45-70	1274	530	116	.940
2002	38-27	.272	65	1601	276	436	84	4	48	235	672	.420	156	25	283	1	.344	13	51	72-101	1283	446	65	.964
2003	26-31	.218	57	1451	158	317	67	4	28	134	476	.328	119	30	318	9	.290	7	51	60-82	1170	395	68	.958
2004	42-18	.256	60	1514	214	388	74	7	22	170	542	.358	128	21	287	4	.321	8	38	106-133	1229	359	50	.969
2005	50-18	.308	68	1729	375	532	94	16	68	318	862	.499	201	26	319	10	.384	20	48	78-101	1313	485	72	.961
2006	36-22	.280	58	1519	247	426	67	10	42	219	639	.421	155	35	318	10	.359	8	41	51-71	1177	418	78	.953
<b>Totals</b>	<b>334-286-1</b>		<b>621</b>	<b>16126</b>	<b>2505</b>	<b>4369</b>	<b>781</b>	<b>347</b>	<b>2109</b>	<b>6319</b>	<b>1336</b>	<b>.392</b>	<b>290</b>	<b>46</b>	<b>107</b>	<b>538</b>	<b>688-923</b>	<b>12502</b>	<b>4870</b>	<b>842</b>	<b>954</b>			<b>.954</b>

## Pitching

Year	ERA	W-L	G	CG	SHO	SV	IP	H	R	ER	BB	SO	2B	3B	HR	AB	AVG.
1997	3.07	34-35	69	31	9	3	483.1	473	246	165	161	326	51	15	12	1867	.253
1998	2.69	16-40	56	16	6	7	377.1	381	209	145	174	220	42	10	11	1722	.261
1999	2.78	27-32-1	60	27	13	4	382.1	387	220	152	146	251	56	12	29	1496	.259
2000	3.02	34-31	65	22	9	9	442.1	508	255	191	128	212	69	8	19	1804	.282
2001	2.31	31-32	63	25	5	5	425.0	429	224	140	137	234	60	8	32	1662	.258
2002	2.34	38-27	65	33	14	9	427.2	368	187	143	182	368	54	11	25	1573	.234
2003	2.98	36-31	57	27	11	1	390.0	348	200	166	152	348	60	7	37	1478	.235
2004	1.40	42-18	60	34	24	4	409.2	226	108	82	148	467	45	5	17	1412	.160
2005	2.21	50-18	68	40	17	9	437.2	339	179	138	205	432	46	4	34	1608	.211
2006	1.78	36-22	58	32	14	7	392.1	300	162	100	172	432	44	4	25	1445	.208
<b>Totals</b>	<b>2.39</b>		<b>621</b>	<b>122</b>	<b>58</b>		<b>4167.2</b>	<b>1990</b>	<b>1422</b>	<b>1605</b>	<b>3290</b>	<b>527</b>	<b>84</b>	<b>241</b>	<b>16067</b>	<b>.234</b>	

## Auburn Single-Season Team Bests

### Hitting

#### Batting Average

1. 2005	.308
2. 1999	.287
3. 2000	.286
4. 2006	.280
5. 2001	.277

#### Games Played

1. 1997	69
2. 2005	68
3. 2000	65
2002	65
5. 2001	63

#### At Bats

1. 1997	1828
2. 2005	1729
3. 2000	1721
4. 2001	1706
5. 2002	1601

#### Hits

1. 2005	532
2. 2000	492
3. 2001	473
4. 1997	470
5. 1999	449

#### Runs

1. 2005	375
2. 2001	284
2. 1999	284
4. 2002	276
5. 2000	268

### Runs Batted In

1. 2005	318
2. 2001	246
3. 2000	238
4. 2002	235
5. 1999	222

### Doubles

1. 2000	106
2. 2001	95
3. 2005	94
4. 2002	84
5. 2004	74

### Triples

1. 2005	16
2. 2006	10
3. 1997	7
2004	7
5. 2000	6

### Home Runs

1. 2005	68
2. 2002	48
3. 2001	47
4. 2006	42
5. 2000	38
1999	38

### Strikeouts

1. 2005	319
2. 2003	318
2. 2006	318
4. 2000	307
5. 2001	295

### Walks

1. 2005	201
2. 2002	156
3. 2006	155
4. 2001	146
5. 2000	134

### Total Bases

1. 2005	862
2. 2000	724
3. 2001	717
4. 2002	672
5. 2006	639

### Sacrifice Flies

1. 2005	20
2. 2002	13
2000	13
4. 1999	12
5. 1997	10

### Stolen Bases

1. 2004	106
2. 1999	87
3. 2005	78
4. 2002	72
5. 1997	70

### Pitching

#### Innings

1. 1997	483.1
2. 2000	442.1
3. 2005	437.2
4. 2002	427.2
5. 2001	425.0

#### Lowest ERA

1. 2004	1.40
2. 2006	1.78
3. 2005	2.21
4. 2001	2.31
5. 2002	2.34

### Strikeouts

1. 2004	467
2. 2006	432
2005	432
4. 2002	368
5. 2003	348

### Most Walks

1. 2005	205
2. 2002	182
3. 1998	174
4. 2006	172
5. 1997	161

### Fewest Walks

1. 2000	128
2. 2001	137
3. 1999	146
4. 2004	148
5. 2003	152

### Batting Avg. Against

1. 2004	.160
2. 2006	.208
3. 2005	.211
4. 2002	.234
5. 2003	.235

### Saves

1. 2005	9
2000	9
2002	9
4. 2006	7
4. 1998	7

## Auburn In The SEC Record Books

### Hitting

Year	Category	Stat	Rank
1997	Sacrifice Hits	102	1
2005	Home Runs	68	2
2005	Slugging Percentage	.499	2
2000	Doubles	106	3
2005	On-Base Percentage	.384	8
2005	Walks	201	8
2005	Sacrifice Flies	20	T7
2005	Batting Average	.308	T10

### Pitching

Year	Category	Stat	Rank
2000	Saves	9	T7
2002	Saves	9	T7
2005	Saves	9	T7



Sara Dean



ALL-TIME AUBURN SEC STATISTICS/SUPERLATIVES

Batting

Year	W-L	Avg.	G	AB	R	H	2B	3B	HR	RBI	TB	Sig.	BB	HBP	SO	GDP	OB%	SF	SH	SB-ATT	PO	A	E	Fld.
1997	15-15	.237	30	796	95	189	25	1	0	77	216	.271	27	8	117	0	.268	6	49	24-39	635	296	54	.945
1998	6-21	.269	27	735	80	198	35	1	6	70	253	.344	44	6	83	2	.314	5	37	22-36	550	251	38	.955
1999	11-19	.257	30	773	108	199	31	2	19	80	291	.376	36	23	145	1	.308	7	12	36-43	579	226	42	.950
2000	10-19	.253	29	746	102	189	35	2	18	89	282	.378	55	15	139	1	.316	4	22	13-20	579	267	54	.940
2001	10-20	.262	30	814	120	213	39	3	25	106	333	.409	64	19	130	2	.329	3	27	13-21	605	248	74	.920
2002	15-15	.262	30	725	113	190	48	2	22	103	308	.425	68	13	146	1	.334	5	17	21-31	579	182	39	.951
2003	13-16	.221	29	720	61	159	36	2	12	54	235	.326	42	16	164	6	.277	6	24	20-33	591	187	30	.963
2004	19-10	.248	29	727	95	180	34	2	9	73	245	.337	49	3	159	2	.296	6	14	45-56	583	174	18	.977
2005	21-8	.319	29	743	161	237	33	10	37	135	401	.540	74	4	147	9	.380	8	24	21-31	562	197	34	.957
2006	15-15	.247	30	758	84	187	30	3	14	74	265	.350	72	18	164	7	.325	4	26	13-21	603	228	53	.940
<b>Totals</b>	<b>135-159</b>	<b>.258</b>	<b>294</b>	<b>7537</b>	<b>1019</b>	<b>1941</b>	<b>346</b>	<b>28</b>	<b>162</b>	<b>861</b>	<b>2829</b>	<b>.375</b>	<b>531</b>	<b>125</b>	<b>1394</b>	<b>31</b>	<b>.315</b>	<b>54</b>	<b>228-331</b>	<b>5866</b>	<b>2256</b>	<b>436</b>	<b>.949</b>	

Pitching

Year	ERA	W-L	G	CG	SHO	SV	IP	H	R	ER	BB	SO	2B	3B	HR	AB	AVG.
1997	3.10	15-15	30	14	4	2	211.2	218	104	73	58	136	34	3	7	834	.261
1998	3.36	6-21	27	10	2	2	183.1	211	116	88	88	103	26	6	6	727	.290
1999	3.52	11-19	30	16	4	1	193.0	228	129	97	75	109	35	7	16	791	.288
2000	4.32	10-19	29	11	2	3	193.0	271	148	119	53	68	42	4	9	831	.326
2001	3.26	10-20	30	10	2	1	202.0	241	144	94	67	94	47	4	19	830	.290
2002	3.01	15-15	30	17	5	3	193.0	183	108	83	95	162	37	7	12	738	.248
2003	3.20	13-16	29	11	7	0	197.0	182	107	90	70	179	30	5	26	747	.244
2004	2.20	19-10	29	16	10	1	194.1	123	69	61	73	198	21	2	12	683	.180
2005	2.28	21-8	29	20	6	4	187.1	162	81	61	96	178	21	4	12	700	.231
2006	2.33	15-15	30	12	4	5	201.0	185	112	67	99	165	30	3	15	777	.238
<b>Totals</b>	<b>2.98</b>		<b>294</b>		<b>46</b>		<b>1955.2</b>	<b>1118</b>		<b>833</b>	<b>774</b>	<b>1392</b>	<b>323</b>	<b>45</b>	<b>134</b>	<b>7658</b>	<b>.262</b>

SEC Single-Game Superlatives

Team

Batting

Most At-Bats .....44, vs. Ole Miss (3/31/01)  
 Most Runs Scored .....18, vs. Tennessee (3/25/00)  
 Most Hits .....21, vs. Tennessee (3/25/00)  
 Most Runs Batted In .....17, vs. Kentucky (4/28/02)  
 Most Doubles.....5, five times (last vs. Tennessee [4/9/04])  
 Most Triples .....3, vs. Ole Miss (3/31/01)  
 Most Home Runs .....4, three times (last vs. Tennessee [4/10/05])  
 Most Total Bases .....29, vs. Tennessee (3/25/00)  
 Most Walks.....7, vs. Georgia (3/18/01)  
 .....7, vs. LSU (3/17/00)  
 Most Strikeouts .....17, vs. Tennessee (4/10/04)  
 Most Sacrifice Hits .....5, vs. Arkansas (4/5/97)  
 Most Stolen Bases.....6, vs. Kentucky (3/28/99)  
 Most Hit By Pitch .....4, vs. Alabama (4/2/99)  
 Most Runners LOB .....16, vs. Tennessee (4/12/03)

Fielding

Most Putouts .....33, vs. Tennessee (4/12/03)  
 Most Assists .....21, vs. Arkansas (3/24/01)  
 Most Errors .....6, vs. Arkansas (3/25/01)  
 Most Double Plays Turned .....2, four times (last vs. Tennessee [4/12/03])

Pitching

Innings.....11.0, vs. Tennessee (4/12/03)  
 Most Runs Allowed.....14, vs. Alabama (4/1/00)  
 Most Earned Runs Allowed.....14, vs. Alabama (4/1/00)  
 Most Hits Allowed.....18, vs. LSU (3/19/99)  
 Most Strikeouts.....16, vs. South Carolina (3/28/04)  
 .....16, vs. Tennessee (4/12/03)  
 Most Walks Allowed .....8, three times (last vs. Alabama [4/25/06])

Individual

Batting

Most At-Bats .....5, 27 times (last by Ashley Griffin vs. Florida [3/28/06])  
 Most Runs .....4, Kristina McCain vs. Arkansas (3/12/05)  
 Most Hits .....4, six times (last by Tatiana Fernandez vs. Arkansas [4/22/06])  
 Most Runs Batted In .....6, Holly Currie vs. Arkansas (3/12/05)  
 .....6, Mary Petrie vs. Florida (4/18/99)  
 Most Doubles .....3, Martha Phillips vs. Mississippi State (4/15/01)  
 Most Triples .....1, 26 times (last by Holly Currie vs. Miss. State [4/14/06])  
 Most Home Runs.....3, Mary Petrie vs. Tennessee (4/21/01)  
 Most Total Bases .....12, Mary Petrie vs. Tennessee (4/21/01)  
 Most Walks .....3, four times (last by Kristina McCain vs. Georgia [4/18/04])  
 Most Strikeouts .....4, Kelly Sutton vs. Alabama (5/4/02)  
 Most Sacrifice Hits .....2, 13 times (last by A. Griffin vs. Kentucky [3/12/06])  
 Most Stolen Bases.....3, Chris Steiner vs. Kentucky (3/28/99)  
 .....3, Amy Crofts vs. Ole Miss (4/18/98)  
 Most Hit By Pitch.....2, four times (last by M. Finney vs. S. Carolina [4/29/06])

Fielding

Most Putouts.....18, Deni Zeigler vs. Tennessee (4/12/03)  
 Most Assists .....7, Jodie Van Ooyen vs. Mississippi State (4/30/00)  
 Most Errors .....3, four times (last by Lindsey Chitwood vs. Arkansas [3/25/01])

Pitching

Most Innings .....11.0, Kristen Keyes vs. Arkansas (3/13/04)  
 Most Runs Allowed .....12, Jamie Rasmussen vs. LSU (3/19/99)  
 Most Earned Runs Allowed .....10, Jamie Rasmussen vs. LSU (3/19/99)  
 Most Walks Allowed .....8, Jen Lofton vs. Alabama (4/1/00)  
 Most Strikeouts .....16, Kristen Keyes vs. Tennessee (4/12/03)  
 Most Hits Allowed.....14, Beth DiPietro vs. LSU (4/23/05)  
 .....14, Brenda Espinoza vs. Arkansas (4/5/97)

# YEARLY LEADERS

## Hitting

### Batting Average

1997	Kim Blair	.343
1998	Mary Petrie	.346
1999	Marcella Passarelli	.331
2000	Mary Petrie	.454
2001	Ashley Moore	.383
2002	Ashley Moore	.343
2003	Ashley Griffin	.291
2004	Sara Dean	.333
2005	Holly Currie	.394
2006	Sara Ghezzi	.357

### At Bats

1997	Kim Blair	236
1998	Kim Blair	186
1999	Chris Steiner	186
2000	Ashley Moore	213
2001	Ashley Moore	209
2002	Kasey Angulo	190
2003	Shannon Anderson	176
2004	Ashley Griffin	187
2005	Ashley Griffin	213
2006	Tatiana Fernandez	183

### Hits

1997	Kim Blair	81
1998	Kim Blair	56
	Mary Petrie	56
1999	Michelle Martin	55
	Ashley Moore	55
2000	Jen Kraemer	70
2001	Ashley Moore	80
2002	Kasey Angulo	64
2003	Ashley Griffin	51
2004	Sara Dean	58
2005	Holly Currie	76
2006	Kristina McCain	61

### Runs

1997	Kim Blair	43
1998	Mary Petrie	22
1999	Marcella Passarelli	39
2000	Ashley Moore	40
2001	Ashley Moore	50
2002	Ashley Moore	50
2003	Ashley Griffin	22
2004	Ashley Griffin	34
2005	Ashley Griffin	56
2006	Kristina McCain	43

### Runs Batted In

1997	Ashley Camp	26
1998	Mary Petrie	35
1999	Mary Petrie	40
2000	Mary Petrie	43
2001	Ashley Moore	40
2002	Kasey Angulo	41
2003	Paige Jones	18
	Deni Zeigler	18
2004	Sara Dean	30
2005	Holly Currie	65
2006	Tatiana Fernandez	41

### Doubles

1997	Ashley Camp	21
1998	Mary Petrie	10
1999	four players tied	8
2000	Jen Kraemer	17
	Ashley Moore	17
2001	Ashley Moore	22
2002	Kasey Angulo	16
2003	Ashley Griffin	17
2004	Sara Dean	14
2005	Holly Currie	20
2006	K. McCain, T. Fernandez	12

### Triples

1997	Ashley Camp	3
1998	Ashley Camp	1
	Marcella Passarelli	1
1999	Chris Steiner	2
2000	Jen Kraemer	2
2001	four players tied	1
2002	four players tied	1
2003	Shannon Anderson	2
2004	Ashley Griffin	2
	Sara Dean	2
2005	Sara Dean	4
2006	Myesha Finney	3

### Home Runs

1997	Chris Steiner	2
1998	Mary Petrie	7
1999	Mary Petrie	12
2000	Mary Petrie	10
2001	Mary Petrie	13
2002	Ashley Moore	17
2003	Kasey Angulo	5
2004	Ashley Griffin	6
2005	Holly Currie	17
2006	S. Ghezzi, T. Fernandez, A. Griffin	8

### Strikeouts

1997	Ashley Camp	36
1998	Marcella Passarelli	25
1999	Marcella Passarelli	41
2000	Marcella Passarelli	54
2001	Jennifer Hammock	31
2002	Kelly Sutton	41
2003	Ashley Griffin	34
	Annie Norton	34
2004	Ashley Griffin	35
2005	Lauren Walton	36
2006	Holly Currie	38

### Walks

1997	Ashley Camp	15
1998	Mary Petrie	14
1999	Mary Petrie	22
2000	Mary Petrie	23
2001	Mary Petrie	31
2002	Ashley Moore	39
2003	Sara Dean	15
2004	Kristina McCain	24
2005	Kristina McCain	33
2006	Kristina McCain	36

### On-Base Pct. (Min. 70 plate app.)

1997	Kim Blair	.370
1998	Mary Petrie	.398
1999	Mary Petrie	.392
2000	Mary Petrie	.531
2001	Mary Petrie	.475
2002	Ashley Moore	.463
2003	Sara Dean	.339
2004	Sara Dean	.403
2005	Holly Currie	.464
2006	Kristina McCain	.481

### Slugging Pct. (Min. 70 at bats)

1997	Ashley Camp	.446
1998	Mary Petrie	.537
1999	Mary Petrie	.564
2000	Mary Petrie	.782
2001	Mary Petrie	.685
2002	Ashley Moore	.697
2003	Ashley Griffin	.451
2004	Sara Dean	.523
2005	Holly Currie	.772
2006	Sara Ghezzi	.594

### Total Bases

1997	Ashley Camp	90
1998	Mary Petrie	87
1999	Mary Petrie	92
2000	Jen Kraemer	106
2001	Ashley Moore	137
2002	Ashley Moore	122
2003	Ashley Griffin	79
2004	Sara Dean	91
2005	Holly Currie	149
2006	Tatiana Fernandez	95

### Sacrifice Flies

1997	Jennifer Page	3
1998	Ashley Camp	3
1999	Michelle Martin	4
2000	Jen Kraemer	4
2001	Michelle Martin	2
	Mary Petrie	2
2002	four player tied	2
2003	Kasey Angulo	2
	Paige Jones	2
2004	Martha Phillips	2
	Holly Currie	2
2005	Sara Dean	7
2006	T. Fernandez, A. Griffin, M. Finney	2

### Stolen Bases

1997	Kim Blair	14
1998	Kim Blair	19
1999	Chris Steiner	18
2000	Marcella Passarelli	13
2001	Kim Freeland	6
	Jennifer Hammock	6
2002	Shannon Anderson	21
2003	Shannon Anderson	19
2004	Shannon Anderson	33
2005	Kristina McCain	16
2006	Lauren Walton	9

### Pitching

#### Appearances

1997	Renee Sease	37
1998	Denisse Montalvo	28
	Mary Petrie	28
1999	Nicole Groves	37
2000	Jen Lofton	45
2001	Jaime Rasmussen	35
2002	Kristen Keyes	50
2003	Kristen Keyes	32
2004	Kristen Keyes	43
2005	Holly Currie	46
2006	Holly Currie	42

#### Innings

1997	Brenda Espinoza	176.0
1998	Denisse Montalvo	115.2
1999	Nicole Groves	164.2
2000	Jen Lofton	173.2
2001	Jaime Rasmussen	142.0
2002	Kristen Keyes	220.2
2003	Kristen Keyes	173.0
2004	Kristen Keyes	243.1
2005	Holly Currie	208.1
2006	Holly Currie	219.0

### Wins

1997	Brenda Espinoza	13
1998	Erika Koivula	6
1999	Nicole Groves	11
	Denisse Montalvo	11
2000	Jen Lofton	14
2001	three players tied	9
2002	Kristen Keyes	21
2003	Kristen Keyes	12
2004	Kristen Keyes	27
2005	Holly Currie	24
2006	Holly Currie	19

### ERA (Min. 100 innings)

1997	Renee Sease	1.93
1998	Denisse Montalvo	2.18
1999	Nicole Groves	2.04
2000	Jen Lofton	2.78
2001	Jen Lofton	1.62
2002	Kristen Keyes	1.78
2003	Kristen Keyes	2.75
2004	Kristen Keyes	1.06
2005	Holly Currie	1.95
2006	Holly Currie	1.79

### Strikeouts

1997	Denisse Montalvo	132
1998	Denisse Montalvo	83
1999	Denisse Montalvo	126
2000	Jen Lofton	97
2001	Lily DuBois	81
2002	Kristen Keyes	211
2003	Kristen Keyes	196
2004	Kristen Keyes	320
2005	Holly Currie	250
2006	Holly Currie	286

### Walks

1997	Brenda Espinoza	61
	Denisse Montalvo	61
1998	Brenda Espinoza	64
1999	Denisse Montalvo	62
2000	Jen Lofton	59
2001	Lily DuBois	49
2002	Kristen Keyes	92
2003	Kristen Keyes	77
2004	Kristen Keyes	57
2005	Holly Currie	115
2006	Holly Currie	87

### Batting Avg. Against (Min. 100 inn.)

1997	Renee Sease	.239
1998	Denisse Montalvo	.252
1999	Nicole Groves	.242
2000	Jen Lofton	.248
2001	Jen Lofton	.241
2002	Kristen Keyes	.201
2003	Kristen Keyes	.218
2004	Kristen Keyes	.134
2005	Holly Currie	.184
2006	Holly Currie	.183

### Saves

1997	Renee Sease	3
1998	Mary Petrie	4
1999	Nicole Groves	3
2000	Jen Lofton	6
2001	Jaime Rasmussen	3
2002	Kristen Keyes	9
2003	Kristen Keyes	1
2004	Beth DiPietro	2
2005	Holly Currie	5
2006	Holly Currie	5