



# 2023-24 AUBURN MEN'S BASKETBALL

12 NCAA TOURNAMENT APPEARANCES || 2019 FINAL FOUR || 6-TIME SEC CHAMPIONS || AUBURNTIGERS.COM || @AUBURNMBB

## 2023-24 SCHEDULE

OVERALL: 21-6 || SEC: 10-4  
HOME: 13-1 || AWAY: 4-4 || NEUTRAL: 4-1

DATE	OPPONENT (TV)	TIME (CT)
Nov. 7	vs. #20/17 Baylor+ (ESPN)	L, 82-88
Nov. 10	SOUTHEASTERN LOUISIANA (SECN+) W	86-71
Nov. 16	vs. Notre Dame* (ESPN2)	W, 83-59
Nov. 17	vs. St. Bonaventure* (ESPN2)	W, 77-60
Nov. 21	ALABAMA A&M (SECN+)	W, 84-54
Nov. 29	VIRGINIA TECH% (ESPN2)	W, 74-57
Dec. 3	at Appalachian State (ESPN2)	L, 64-69
Dec. 9	vs Indiana! (ESPN2)	W, 104-76
Dec. 13	vs. UNC Asheville \$ (SECN+)	W, 87-62
Dec. 17	USC (ESPN)	W, 91-75
Dec. 22	ALABAMA STATE (SECN+)	W, 82-62
Dec. 30	CHATTANOOGA (SECN)	W, 101-66
Jan. 2	PENN (SECN)	W, 88-68
Jan. 6	at Arkansas* (ESPN2)	W, 83-51
Jan. 9	TEXAS A&M* (ESPN2)	W, 66-55
Jan. 13	LSU* (SECN)	W, 93-78
Jan. 17	at Vanderbilt* (SECN)	W, 80-65
Jan. 20	#22/21 OLE MISS* (SECN)	W, 82-59
Jan. 24	at Alabama* (ESPN)	L, 75-79
Jan. 27	at Mississippi State* (SECN)	L, 58-64
Jan. 31	VANDERBILT* (ESPN2)	W, 81-54
Feb. 3	at Ole Miss* (SECN)	W, 91-77
Feb. 7	#16/16 ALABAMA* (ESPN2)	W, 99-81
Feb. 10	at Florida* (SECN)	L, 65-81
Feb. 14	#11/11 SOUTH CAROLINA* (SECN)	W, 101-61
Feb. 17	#22/20 KENTUCKY* (ESPN)	L, 59-70
Feb. 24	at Georgia* (SECN)	W, 97-76
Feb. 28	at #4/4 Tennessee* (ESPN2)	6 p.m.
Mar. 2	MISSISSIPPI STATE* (ESPN2)	3 p.m.
Mar. 5	at Missouri* (SECN)	8 p.m.
Mar. 9	GEORGIA* (SECN)	5:30 p.m.
Mar. 13-17	at SEC Championship (Nashville, Tenn.)	

All Times Listed Central Time Zone

\* Southeastern Conference game  
+ Sanford Pentagon (Sioux Falls, S.D.)

^ Legends Classic (Brooklyn, N.Y.)

% ACC/SEC Challenge

! Holiday Hoopsgiving (Atlanta, Ga.)

\$ Rocket City Classic (Huntsville, Ala.)

## MEDIA INFORMATION

TV \_\_\_\_\_ ESPN2  
Play-By-Play \_\_\_\_\_ Tom Hart  
Color Analyst \_\_\_\_\_ Jimmy Dykes  
Producer \_\_\_\_\_ Scott Matthews

Radio \_\_\_\_\_ Auburn Sports Network  
Play-By-Play \_\_\_\_\_ Andy Burcham  
Color Analyst \_\_\_\_\_ Randall Dickey  
Local \_\_\_\_\_ WGZZ 94.3 FM  
Satellite \_\_\_\_\_ SiriusXM 160 or 190  
Online \_\_\_\_\_ AuburnTigers.com || TuneIn App

Auburn SID Primary Contact \_\_\_\_\_ Marlene Navor  
Cell Phone \_\_\_\_\_ 334-750-2381  
E-Mail \_\_\_\_\_ mnavor@auburn.edu

# GAME 28

#11/11 **AUBURN** (21-6, 10-4 SEC) vs. #4/4 **TENNESSEE** (21-6, 11-3 SEC)  
Wednesday, February 28, 2024 || 6:00 p.m. CT / 7:00 p.m. ET  
Food City Center (21,678) || Knoxville, Tenn.  
TV: ESPN2 || Radio: Auburn Sports Network



**AUBURN**

AP Poll/Coaches Poll \_\_\_\_\_ #11/#11  
2022-23 Record \_\_\_\_\_ 21-13, 10-8 SEC  
Head Coach \_\_\_\_\_ Bruce Pearl  
Career Record (Year) \_\_\_\_\_ 656-262 (29th)  
Record at Auburn (Year) \_\_\_\_\_ 194-117 (10th)  
Career Record vs. Tennessee \_\_\_\_\_ 8-6

**TENNESSEE**

AP Poll/Coaches Poll \_\_\_\_\_ #4/#4  
2022-23 Record \_\_\_\_\_ 25-11, 11-7 SEC  
Head Coach \_\_\_\_\_ Rick Barnes  
Career Record (Year) \_\_\_\_\_ 800-412 (37th)  
Record at Tennessee (Year) \_\_\_\_\_ 196-98 (9th)  
Career Record vs. Auburn \_\_\_\_\_ 5-8

## Series History || Tennessee Leads 80-45 || Last Meeting: W, 79-70, on March 4, 2023, in Auburn, Ala.

» With four games remaining on the schedule, the SEC race heats up as No. 11-ranked Auburn travels to No. 4 Tennessee in a key matchup that could decide the conference regular-season champion when all things are said and done. It will be a slugfest between two of the league's best defensive ballclubs on Wednesday night at Food City Center in Knoxville.

» Tennessee and Auburn enter the week as two of the four teams within a game of the lead in the SEC. UT is tied with Alabama with 11-3 marks, while AU is tied with South Carolina a game back at 10-4. Florida and Kentucky sit at 9-5 - making it six teams within two games of the lead with four games left.


» The Tigers and Vols are the only two teams in the SEC with fifth-year seniors who played their entire careers at one school - Auburn (Jaylin Williams) and UT (Josiah-Jordan James and Santiago Vescovi) respectively.

» While Auburn has won seven of the last nine meetings in the all-time series with the Vols, the Tigers are searching for their first road win in Knoxville since March 7, 2020 (W, 85-63).

» The Tigers' 62.1 field-goal shooting percentage at Georgia on Feb. 24, is the best field-goal percentage by any SEC team in a league road game this season and second by any SEC team in a league game this season - only trailing Kentucky's 63.1 percent shooting performance against Alabama on the same weekend.

» Junior big man Johni Broome continues to receive national billing as a National Player of the Year and All-America candidate. He was one of 40 players nominated for the USBWA's Oscar Robertson National Player of the Year and All-America Team consideration. Broome turned in back-to-back double-double performances against No. 22 Kentucky (14 points and 11 rebounds) and Georgia (16 points and 13 rebounds).

## PROBABLE AUBURN STARTERS



**1**  
**ADEN HOLLOWAY**  
G • 6-1 • 165 • Fr.  
Charlotte, N.C.

PPG 8.3  
RPG 1.5  
APG 2.8



**12**  
**DENVER JONES**  
G • 6-4 • 205 • Jr.  
New Market, Ala.

PPG 7.9  
RPG 1.9  
APG 1.4



**10**  
**CHAD BAKER-MAZARA**  
F/G • 6-7 • 180 • Jr.  
Santo Domingo, DR

PPG 10.1  
RPG 3.8  
BPG 0.4



**31**  
**CHANEY JOHNSON**  
F • 6-7 • 220 • Jr.  
Alabaster, Ala.

PPG 4.3  
RPG 3.5  
BPG 0.3



**4**  
**JOHNI BROOME**  
F/C • 6-10 • 240 • Jr.  
Plant City, Fla.

PPG 16.1  
RPG 8.6  
BPG 2.4

## OFF THE BENCH

No.	Pos.	Name	Ht.	Wt.	Year	PPG	RPG	Hometown
0	G	K.D. Johnson	6-0	190	Sr.	7.5	1.8	Atlanta, Ga.
3	G	Tre Donaldson	6-3	200	So.	6.9	2.6	Tallahassee, Fla.
44	C	Dylan Cardwell	6-11	255	Sr.	5.1	3.7	Augusta, Ga.
31	F	Chaney Johnson	6-7	220	Jr.	3.8	3.5	Alabaster, Ala.
5	F	Chris Moore	6-6	205	Jr.	2.1	1.6	New Market, Ala.
24	G	Lior Berman	6-4	210	Gr.	1.4	1.1	Birmingham, Ala.
23	F	Addarin Scott	6-9	207	Jr.	0.5	0.4	Dallas, Texas

**UNIVERSITY INFORMATION**

Location \_\_\_\_\_ Auburn, Ala.  
 Founded \_\_\_\_\_ 1856  
 Enrollment \_\_\_\_\_ 33,015  
 Nickname \_\_\_\_\_ Tigers  
 Colors \_\_\_\_\_ Burnt Orange and Navy Blue  
 Conference \_\_\_\_\_ Southeastern (SEC)

**ADMINISTRATION**

President \_\_\_\_\_ Dr. Christopher B. Roberts  
 Director of Athletics \_\_\_\_\_ John Cohen  
 Athletics Phone \_\_\_\_\_ 855-282-2010

**COACHING STAFF**

Head Coach \_\_\_\_\_ Bruce Pearl  
 Alma Mater \_\_\_\_\_ Boston College '82  
 Career Record \_\_\_\_\_ 656-262 (.715)  
 Seasons \_\_\_\_\_ 29  
 Record at Auburn \_\_\_\_\_ 194-117 (.624)  
 Seasons \_\_\_\_\_ 10  
 Associate Head Coach \_\_\_\_\_ Steven Pearl  
 Alma Mater \_\_\_\_\_ Tennessee '10  
 Assistant Coach \_\_\_\_\_ Ira Bowman  
 Alma Mater \_\_\_\_\_ Penn '96  
 Assistant Coach \_\_\_\_\_ Corey Williams  
 Alma Mater \_\_\_\_\_ Oklahoma State '02  
 Assistant Coach \_\_\_\_\_ Chad Prewett  
 Alma Mater \_\_\_\_\_ Troy State '94  
 Assistant Coach/Offensive Coordinator \_\_\_\_\_  
 \_\_\_\_\_ Mike Burgomaster  
 Alma Mater \_\_\_\_\_ Miami '16  
 Athletic Trainer \_\_\_\_\_ Clark Pearson  
 Alma Mater \_\_\_\_\_ Kentucky '96  
 Strength & Conditioning Coach \_\_\_\_\_ Damon Davis  
 Alma Mater \_\_\_\_\_ Western Illinois '03  
 Director of Player Development \_\_\_\_\_ Marquis Daniels  
 Alma Mater \_\_\_\_\_ Auburn '03  
 Director of Scouting & Recruiting \_\_\_\_\_ Ian Borders  
 Alma Mater \_\_\_\_\_ Louisville '07  
 Director of Operations \_\_\_\_\_ Maddux Jeffreys  
 Alma Mater \_\_\_\_\_ Auburn '20

**PROGRAM HISTORY**

First Year of Basketball \_\_\_\_\_ 1905-06  
 All-Time Record \_\_\_\_\_ 1464-1251-1 (.539)  
 All-Time SEC Record \_\_\_\_\_ 657-774 (.459)  
 SEC Championships \_\_\_\_\_ 4  
 \_\_\_\_\_ (1960, 1999, 2018, 2022)  
 SEC Tournament Titles \_\_\_\_\_ 2 (1985, 2019)  
 NCAA Tournament Appearances \_\_\_\_\_ 12  
 NCAA Tournament Record \_\_\_\_\_ 19-12  
 All-Americans \_\_\_\_\_ 13  
 All-SEC Selections \_\_\_\_\_ 98

**TEAM INFORMATION**

2022-23 Record \_\_\_\_\_ 21-13  
 SEC Record (Finish) \_\_\_\_\_ 10-8 (7th)  
 Associated Press Final Ranking \_\_\_\_\_ N/A  
 USA TODAY/Coaches Final Ranking \_\_\_\_\_ N/A  
 Letterwinners Returning/Lost \_\_\_\_\_ 11/7  
 Starters Returning/Lost \_\_\_\_\_ 2/3  
 Newcomers \_\_\_\_\_ 5

**ATHLETICS COMMUNICATIONS**

Director (MBB Contact) \_\_\_\_\_ Marlene Navor  
 Alma Mater \_\_\_\_\_ Washington State '00  
 Cell \_\_\_\_\_ 334-750-2381  
 E-Mail \_\_\_\_\_ mnavor@auburn.edu

**All interviews with coaches and student-athletes to be arranged in advance with SID.**

**SCOUTING TENNESSEE**

» Auburn (4th, 38.4%) and Tennessee (2nd, 38.0%) both rank in the Top 4 nationally in field-goal percentage defense.

» AU and UT are the only teams ranked in the Top 5 in the SEC in both scoring offense and scoring defense. AU ranks fourth in scoring offense at 82.70 points per game and third in scoring defense at 67.33 points per game, while UT is fifth in scoring offense at 80.26 ppg and second in scoring defense at 66.56 ppg.

» For the second time ever, No. 11 AU and No. 4 UT are meeting as Top 15-ranked teams in the Associated Press Poll. No. 11 UT previously beat No. 7 AU, 105-76, on Jan. 25, 2000, in Knoxville in the only prior matchup between Top 15 teams in the all-time series.

**SERIES HISTORY**

» Auburn has won seven of the last nine games in the all-time series versus Tennessee. Eight of the last 10 games in the series have been decided by 10 points or less.

» The Volunteers have won the last two meetings in Knoxville, but the two teams have split the last four contests at UT.

» Meanwhile, the Tigers have won 5-of-6 matchups in Auburn including the last four. Tennessee holds an 80-45 advantage in the all-time series including a 49-9 mark in Knoxville and a 19-4 edge at Food City Center (previously Thompson-Boling Arena).

» Last season, the Tigers and Vols split the regular-season series. UT held off Auburn, 46-43, in Knoxville, while the Tigers claimed a 79-70 victory in the regular-season home finale at Neville Arena between the two squads.

**LAST FIVE GAMES IN THE SERIES**

March 7, 2020	A	W, 85-63
Feb. 27, 2021	H	W, 77-72
Feb. 26, 2022	A	L, 62-67
Feb. 4, 2023	A	L, 43-46
March 4, 2023	H	W, 79-70

**AUBURN IN KENPOM RANKINGS**

» Auburn is the SEC's highest ranked team at No. 5 in the KenPom Rankings ahead of Tennessee (No. 6) and Alabama (No. 7). The Tigers are currently rated sixth in adjusted defensive efficiency and 15th in adjusted offensive efficiency.

» The last 21 national championships have all finished in the Top 39 in both offensive and defensive efficiency. All of them have been in the Top 39 in offensive efficiency and the Top 22 in defensive efficiency. All but two of them have finished in the Top 20 in both categories.

**FROM THE SIDELINES**

» Auburn Head Coach Bruce Pearl is 8-6 all-time versus Tennessee with all 14 games occurring during his 10 years at Auburn. He is 5-1 at home, 2-4 on the road and 1-1 in SEC Tournament games.

» Pearl is also 10-6 in head-to-head meetings with Tennessee head coach Rick Barnes including 8-5 at Auburn versus UT under Barnes.

» Auburn associate head coach Steven Pearl was a four-year letterman at Tennessee from 2007-11. He was also a member of UT's 2008 SEC Championship team that finished 31-5 overall, No. 5 in the national polls and reached the NCAA Sweet 16.

## MOST WINS IN PROGRAM HISTORY

» With its 97-76 win at Georgia on Feb. 24, Auburn recorded its 12th season with at least 21 wins in the program's 118-year history including the Tigers' sixth 21-win season in the last seven seasons under head coach Bruce Pearl.

Season	Wins
2018-19	30
1998-99	29
2021-22	26
2017-18	26
2019-20	25
2008-09	24
1999-00	24
2002-03	22
1985-86	22
1984-85	22
<b>2023-24</b>	<b>21</b>
2022-23	21
1983-84	20
1958-59	20
1927-28	20

## RANKED AUBURN VS. RANKED TEAMS

» Auburn is 114-36 as a ranked team under head coach Bruce Pearl including 27-23 on the road. Under Pearl, the Tigers are 21-30 versus ranked opponents including 2-13 on the road. Auburn is 14-10 in ranked matchups under Pearl including 1-4 on the road.

## TIGERS FAST BREAKING

» Auburn matched its season high with 26 fast-break points against Alabama on Feb. 7, a mark the Tigers previously set against LSU on Jan. 13. Auburn is 6-0 this season when the Tigers score at least 20 fast-break points.

## PLAYER TO WATCH: CHAD BAKER-MAZARA

» In his first career start in an Auburn uniform, junior guard/forward Chad Baker-Mazara had a career day leading four players in double figures with a career-high 25 points on 8-of-12 field goals, 2-of-3 3-pointers and 7-of-7 from the free-throw line in the No. 14-ranked Tigers' 97-76 road win at Georgia on Feb. 24. He added five rebounds, four assists, two steals and one blocked shot against the Bulldogs.

» It marked his first 20-point game this season and his sixth game in double figures in the last seven contests. The Santo Domingo, Dominican Republic, native is the team's third-leading scorer (10.1 ppg) and third-leading rebounder (3.8 rpg).

» Baker-Mazara has scored in double figures in nine of Auburn's 14 SEC games including six of the last seven during which he is averaging 13.4 points on 55.3 shooting from the floor, 55.6 percent from 3-point range and 91.4 percent from the free-throw line. He has led the Tigers in scoring three times in SEC play after scoring 16 points at Arkansas and adding 19 points against LSU. CBM has 15 games in double figures on the season including 14 in the last 22 games.

» Baker-Mazara also ranks second in the SEC shooting 88.4 percent (84-of-95) from the foul line this season including a career-best 9-of-9 from the charity stripe against Kentucky on Feb. 17. He went 4-of-4 from the foul line at Florida on Feb. 10, but did not attempt a free throw against South Carolina on Feb. 14. At Georgia, he was 7-of-7 from the charity stripe, making him 20-of-20 over his last four games. Wendell Green Jr. holds the Auburn record for consecutive made free throws at 34 during the 2022-23 season.



## SEASONS WITH DOUBLE-DIGIT SEC WINS

» Auburn's 21-point road win at UGA was the Tigers' 10th SEC win of the season. It marked the 23rd time since the beginning of the SEC in 1933 that the Tigers have recorded double-digit conference wins in a season including the sixth time in the last seven years.

» AU's five seasons with 10-or-more SEC wins since 2018, are tied with Kentucky and Tennessee for the most in the league.

» With their next win, the Tigers would reach 11 SEC wins for the 19th time in program history including the fifth time in the last seven seasons. It would tie them with Tennessee, who has already reached the 11-conference win plateau this season, for the most in the league over that time. Kentucky can notch its fifth season with 11 SEC wins over the last seven seasons by winning two of its last four conference games.

Season	SEC Wins
2021-22	15
1998-99	14
2017-18	13
1985-86	13
2019-20	12
1983-84	12
1974-75	12
1966-67	12
1959-60	12
1958-59	12
1949-50	12
2018-19	11
1987-88	11
1975-76	11
1969-70	11
1964-65	11
1961-62	11
1957-58	11
<b>2023-24</b>	<b>10</b>
2022-23	10
2008-09	10
1968-69	10
1962-63	10

## GEORGIA PIPELINE

» The state of Georgia is fertile recruiting ground for Coach Pearl and Auburn as four current Tigers hail from the Peach State including Jaylin Williams (Nahunta), K.D. Johnson (Atlanta), Dylan Cardwell (Augusta) and Jalen Harper (Mableton).

» Five of Auburn's six recent NBA Draft picks under Pearl, including four first rounders, were Peach State products - Chuma Okeke (Atlanta), Isaac Okoro (Atlanta), Sharife Cooper (Powder Springs), Jabari Smith (Fayetteville) and Walker Kessler (Newnan).

» Other Auburn standouts, such as Jared Harper, Bryce Brown, Anfernee McLemore, T.J. Dunans and Zep Jasper, call Georgia home.

Player - National Prospect Ranking out of High School (Recruiting Class)	Overall Pick (round) - Team (Year)
Chuma Okeke - 60 (2017)	16 (1) - Orlando (2019)
Isaac Okoro - 37 (2019)	5 (1) - Cleveland (2020)
Sharife Cooper - 27 (2020)	48 (2) - Atlanta (2021)
Jabari Smith - 7 (2021)	3 (1) - Houston (2022)
Walker Kessler - 28 (2020)	22 (1) - Memphis (2022)

\*Recruiting rankings from 247Sports Composite

## BENCH PRODUCTION

» Auburn is fourth in the country averaging 34.78 bench points per game for the season, which is 42.1 percent of the Tigers' total points. The Tigers' bench has outscored their opponent's bench in all but one game this season, including the last 20 contests. AU is 21-5 when outscoring their opponent in bench points.

» The Tigers outscored South Carolina, a season-best 39-1, in bench points on Feb. 14. Texas State is the only other NCAA Division I school besides Auburn to hold its opponent to fewer than one bench point in a single game this season. The Bobcats outscored Ball State, 39-0, from the bench on Feb. 10.

» Auburn most recently outscored Kentucky, 28-15, in bench points led by Chad Baker-Mazara's 14 points. The Tigers are outscoring opponents by an average of 18.8 bench points per game in SEC play.

» AU has outscored an opponent by at least 20 bench points 10 times this season including six times in SEC play. The Tigers, who scored a season-best 51 bench points against UNC Asheville, have scored at least 40 bench points in a game eight times this season including three times in SEC play.

## MOST LOPSIDED WINS OVER TWO SEC OPPONENTS

» Two of Auburn's nine SEC wins this season have been the Tigers' largest margin of victory over that opponent all-time. Auburn's 32-point win at Arkansas (83-51) to open SEC play is the Tigers' largest victory over the Razorbacks in the 60-game series history between the two teams and is also Arkansas' largest loss ever in Bud Walton Arena.

» Prior to this season, Auburn's largest win over Arkansas was a 101-76 win on Jan. 6, 1996, in Beard-Eaves Memorial Coliseum. The Tigers knocked off No. 11 South Carolina, 101-61, at Neville Arena. Not only was the 40-point win the largest by either team in the 50-game series history between the Tigers and Gamecocks, it was Auburn's largest victory over an AP Top 25 opponent all-time, topping the Tigers' 97-66 victory over No. 8 Mississippi State on Jan. 3, 1959.

## BEST STARTS IN PROGRAM HISTORY

» Auburn has won 21 of its first 27 games for the sixth time in program history including the fourth time in the last seven seasons. With a win at Tennessee on Wednesday night, the Tigers would claim their 22nd victory in the first 28 games of a season for just the fifth time in program history. Regardless of the outcome of the game, Auburn will have won 21 of its first 28 games for just the sixth time overall.

### BEST 27-GAME STARTS

Season	Start
1998-99	25-2
2021-22	24-3
2019-20	23-4
2017-18	23-4
<b>2023-24</b>	<b>21-6</b>
1999-00	21-6

### BEST 28-GAME STARTS

Season	Start
1998-99	26-2
2021-22	25-3
2019-20	24-4
2017-18	24-4
1999-00	21-7

## SELLING OUT NEVILLE ARENA

» Auburn is one of only 16 NCAA Division I teams at or above 100 percent capacity crowds for the season next to UConn, Dayton, Duke, FAU, Gonzaga, Grand Canyon, Houston, Kansas, Michigan State, Penn State, Purdue, Rutgers, St. John's, Villanova and Xavier.

» A ticket to Neville Arena is a hard one to come by as season tickets have been sold out every year under Bruce Pearl.

» The Tigers have sold out the last 53-consecutive games at Neville Arena.

## NO GO FROM 3

» Auburn is second in the SEC in three-point field goal percentage defense, allowing opponents to shoot only 29.6 percent from behind the arc this season. In SEC play, the Tigers have been even better, leading the league holding opponents to 29.2 percent shooting from deep. They are second in the conference giving up 5.79 three-pointers per game in SEC play.

» Auburn has held eight of its first 14 SEC opponents, and 12 opponents overall, to under 30 percent shooting from long range. The Tigers are 18-3 when holding opponents to under 36.0 percent shooting from deep. Auburn has held opponents to just 117-of-413 (28.3 percent) shooting from deep in its 21 wins, an average of 5.57 3-pointers per game, compared to 44-of-121 (36.4 percent), an average of 7.3 3-pointers per game, in its six losses.

»The Tigers held Notre Dame (2) and South Carolina (3) to their season-lows in 3-pointers made to date and held Kentucky (4) and Georgia (3) to season-low-tying 3-point field goal totals.

## TOUGHEST HOME COURTS IN THE SEC

» Auburn's Neville Arena has been a rare place where league foes have won along with Kentucky's Rupp Arena, Arkansas' Bud Walton Arena and Tennessee's Thompson-Boling Arena.

» Only 28 SEC teams have come into Neville Arena and left with a win over the last nine-plus seasons since 2014-15. Texas A&M and Ole Miss have been the most successful having won five times each.

SEC vs. Kentucky at Rupp Arena - 13-74 (.149)

SEC vs. Tennessee at Thompson-Boling Arena - 25-62 (.287)

SEC vs. Arkansas at Bud Walton Arena - 26-62 (.295)

SEC vs. Auburn at Neville Arena - 29-58 (.333)

## TAKING CARE OF THE ROCK

» Auburn committed nine turnovers at Georgia on Feb. 24 and just seven turnovers against South Carolina on Feb. 14. It was the third time this season the Tigers had seven turnovers in a game - versus UNC Asheville and at Arkansas.

» AU is 11-0 this season when it has committed single-digit turnovers including 5-0 in SEC play. The Tigers committed just five turnovers in their win over Alabama on Feb. 7. They tied a school-record with three turnovers against Indiana on Dec. 9. Auburn previously committed eight turnovers against Virginia Tech, USC and LSU as well as nine turnovers against Chattanooga.

» The Tigers closed out non-conference play with six turnovers against Penn. Auburn is tied for third in the SEC averaging 10.37 turnovers per game this season and second with a +2.74 turnover margin.

## WELCOME TO THE JUNGLE

» Despite its 70-59 loss to No. 22 Kentucky on Feb. 17, Auburn still enjoys one of the best home court advantages in the country.

» The Tigers are 13-1 at home this season and are 43-3 at Neville Arena over the last three seasons. All 13 home victories this season have come by at least 11 points and Auburn has a 19.7 scoring margin when playing on its home court this year.

» The loss to the Wildcats ended Auburn's 16-game win streak at Neville Arena, which was the sixth-longest home court winning streak in program history and the longest since the Tigers won 28-straight games at Neville Arena from 2021-23.

» Auburn went just over a year without losing at home - Feb. 11, 2023, to Feb. 17, 2024. Five of Auburn's nine longest home court winning streaks all-time have come since 2017.

## LONGEST HOME-COURT WINNING STREAKS IN AUBURN HISTORY

Streak	Started/Ended
36	W, Georgia Tech on 1/26/1957 to L, Mississippi State on 1/7/1961
30	W, Southern Miss on 3/11/1998 to L, #12 LSU on 3/1/2000
28	W, #25 Tennessee on 2/27/21 to L, Texas A&M on 1/25/2023
19	W, Arkansas on 2/20/2019 to L, Texas A&M on 3/4/2020
17	W, Miss State during 1926-27 season to L, Ole Miss during 1927-28 season
<b>16</b>	<b>W, Missouri on 2/14/2023 to L, Kentucky on 2/17/2024</b>
15	W, Georgia Tech on 2/27/1974 to L, Alabama on 1/10/1976
13	W, Missouri on 3/4/2017 to L, Texas A&M on 2/7/2018

## RANKED TEAMS AT NEVILLE ARENA

» Auburn is 9-2 against ranked teams in Neville Arena (2010-Present). The Tigers have won eight of their last nine home meetings against ranked teams.

Date	Opponent	AU Rank/Opponent Rank	Result
11/9/18	Washington	11/25	W, 88-66
1/19/19	Kentucky	14/12	L, 80-82
2/1/20	Kentucky	17/13	W, 75-66
2/8/20	LSU	11/18	W, 91-90 (OT)
12/29/21	LSU	11/16	W, 70-55
1/22/22	Kentucky	2/12	W, 80-71
1/7/23	Arkansas	20/13	W, 72-59
<b>1/20/24</b>	<b>Ole Miss</b>	<b>13/22</b>	<b>W, 82-59</b>
<b>2/7/24</b>	<b>Alabama</b>	<b>12/16</b>	<b>W, 99-81</b>
<b>2/14/24</b>	<b>South Carolina</b>	<b>13/11</b>	<b>W, 101-61</b>
<b>2/17/24</b>	<b>Kentucky</b>	<b>13/22</b>	<b>L, 59-70</b>

## DOMINATING THE PAINT

» Auburn has scored at least 40 points in the paint in 11 of the last 23 games including two games of at least 50 paint points (season-high 52 points in the paint against Chattanooga). The Tigers scored 50 points in the paint against UNC Asheville, 46 points in the paint in the SEC opener at Arkansas, 44 points in the paint at Ole Miss, 42 paint points against Virginia Tech, Appalachian State, USC and Ole Miss and 40 paint points against Alabama, Alabama A&M and at Florida.

» For the season, Auburn is averaging 37.2 points per game in the paint (1,004 points in 27 games), which is 45.0 percent of the Tigers' total points. The Tigers have outscored their opponent in the paint in 24-of-27 games this season and were even with St. Bonaventure in paint points in one of the other two games.

» Mississippi State and Kentucky are the only opponents to outscore Auburn in the paint this season. The Bulldogs outscored the Tigers, 34-20, in the paint on Jan. 27 and the Wildcats outscored AU, 36-26, in the paint on Feb. 17.

» Auburn is +248 (9.2 ppg) on points in the paint for the season including a +30 (48-18) in its SEC opener at Arkansas. The Tigers are outscoring SEC opponents by 7.0 points in the paint per game (500-402 in 14 games).

## PEARL AMONG THE BEST OF THE BEST

» Bruce Pearl ranks No. 13 among active NCAA Division I coaches in career wins (656), third among active SEC men's basketball coaches. He also ranks No. 19 among active NCAA All-Division coaches in career wins (656) and No. 8 all-time among winningest SEC coaches with 339 career wins (UT and AU combined).

## MOST OVERALL COLLEGIATE HEAD COACHING WINS AMONG ACTIVE SEC COACHES

Coach	School	Wins
John Calipari	Kentucky	809
Rick Barnes	Tennessee	800
<b>Bruce Pearl</b>	<b>Auburn</b>	<b>656</b>
Buzz Williams	Texas A&M	342
Mike White	Georgia	274

Coach	School	Wins
John Calipari	Kentucky	406
<b>Bruce Pearl</b>	<b>Auburn</b>	<b>339</b>
Rick Barnes	Tennessee	196
Mike White	Georgia	173
Nate Oats	Alabama	111

## MOST WINS IN SEC GAMES AMONG ACTIVE SEC COACHES

Coach	School	Win
John Calipari	Kentucky	194
<b>Bruce Pearl</b>	<b>Auburn</b>	<b>152</b>
Rick Barnes	Tennessee	97
Mike White	Georgia	83
Nate Oats	Alabama	60

## TIGERS PICK UP RARE ROAD WIN

» Auburn's 32-point victory at Arkansas tied for the second-largest margin of victory in an SEC road game in program history next to a 64-32 victory at Sewanee on Jan. 13, 1940, and only two points behind a 92-58 win at Tulane on Jan. 11, 1966. Additionally, the win tied for the seventh-largest overall road win in school history. It was the largest since an 87-52 win at Alabama A&M on Dec. 1, 2009.

» On the flip side, the 32-point loss was Arkansas' largest defeat in the 31-year history of Bud Walton Arena (449 total games, 80th win all-time in the venue's history), topping a 30-point loss to Florida in 2012. It was Auburn's largest win in the 60-game series, surpassing the Tigers' 101-76 victory in Auburn in 1996. The Tigers' previous largest victory at Bud Walton Arena was 73-51 (+22) in 2009.

### LARGEST SEC ROAD WINS IN PROGRAM HISTORY

Date	Opponent	Score	Margin
Jan. 11, 1966	Tulane	92-58	34
<b>Jan. 6 2024</b>	<b>Arkansas</b>	<b>83-51</b>	<b>32</b>
Jan. 13, 1940	Sewanee	64-32	32

### LARGEST ROAD WINS IN PROGRAM HISTORY

Date	Opponent	Score	Margin
Dec. 20, 1999	Puerto Rico-Mayaguez	109-52	57
Dec. 16, 1976	VCU	109-59	50
1919-20	Clemson	60-12	48
Dec. 28, 1996	Florida A&M	95-57	38
Dec. 1, 2009	Alabama A&M	87-52	35
Jan. 11, 1966	Tulane	92-58	34
<b>Jan. 6 2024</b>	<b>Arkansas</b>	<b>83-51</b>	<b>32</b>
Jan. 13, 1940	Sewanee	64-32	32
Nov. 19, 2007	Charleston Southern	89-59	30
Dec. 20, 2002	Puerto Rico-Mayaguez	94-64	30
Dec. 30, 1995	Florida A&M	84-54	30
Nov. 30, 1951	Howard	69-39	30
1919-20	West Point Athletic Club	38-8	30

## SHARING THE ROCK

» The Tigers are tied for 11th nationally and first in the SEC with 17.6 assists per game. They also lead the SEC and are eighth nationally with a 1.70 assist-to-turnover ratio. The Tigers have recorded at least 19 assists in 13 games, which is tied for the fourth-most in the country. They have dished out at least 17 assists on 17 occasions.

» Auburn matched its season high from the Indiana game on Dec. 9 with 25 assists on 35 made field goals at Ole Miss on Feb. 3, which is the Tigers' most assists since dishing out 26 assists against Nebraska in the 2021 Holiday Hoopsgiving game. Last week, Auburn recorded 22 assists in the Tigers' win over South Carolina. Ten different Tigers recorded an assist in the win over the Gamecocks. It was the ninth time overall this season, and fourth in SEC play, the Tigers have registered 20 assists in a game.

» Eight players have recorded at least 30 assists on the season for Auburn, and nine of the 10 Tigers averaging 13.0 minutes per game have a positive assist-to-turnover ratio.

» Tre Donaldson leads Auburn and is 14th in the SEC with 3.22 assists per game, while Aden Holloway is averaging 2.81 assists per game. The duo totaled seven assists and zero turnovers against No. 11 South Carolina on Feb. 14.

» Holloway and Donaldson have combined for 85 assists and only 33 turnovers over the last 16 games, and the pair is averaging 6.04 assists and 2.33 turnovers per game for the season.

### Teams with 19+ assists in 13+ games this season

Purdue (15)

Arizona (14)

BYU (14)

**Auburn**

Kansas



## DEFENSE, TIGERS, DEFENSE

» Auburn is third in the SEC forcing 13.11 turnovers per game and second forcing 12.64 turnovers in league play. The Tigers forced Texas A&M into 19 turnovers, which is still a season high for the Aggies and also the most they have forced in an SEC game this season.

» The Tigers forced 16 turnovers against LSU, and scored 24 points off those turnovers. Auburn scored 25 points off of 13 turnovers by South Carolina on Feb. 14, which is the second-most points scored off turnovers this season (30 vs. Virginia Tech).

» Additionally, AU forced 15 Alabama turnovers on Feb. 7, resulting in 22 points. In the first meeting between the two teams this season, Auburn scored 22 points off 17 Ole Miss turnovers.

» The Tigers previously forced 13 turnovers in their SEC opener at Arkansas and 11 at Vanderbilt. Auburn scored 15 points off 14 Alabama turnovers on Jan. 24, forced Mississippi State into 14 turnovers and forced 12 turnovers against Vanderbilt on Jan. 31.

» Auburn held Ole Miss to season-lows in points (59) and first half points (27) in Auburn.

» Auburn held Texas A&M to a season-low 22 first-half points. The Aggies' previous low was 23 points in the first half against No. 3 Houston.

» Auburn held Texas A&M without a field goal over the final 9:15 of the game as the Aggies missed their last 10 field-goal attempts.

» Auburn held Texas A&M to a 29.0 field-goal percentage on the night, which was the lowest the Tigers had held an SEC opponent to since holding Tennessee to 27.0 percent shooting in Knoxville last season until they held Vanderbilt to 26.8 percent shooting on Jan. 31. This is the lowest field-goal percentage Auburn has held an SEC opponent to since holding Georgia to 25.0 percent shooting (13-of-52) on Feb. 1, 2012.

» Auburn held Mississippi State to a season-low 21 first-half points. The Bulldogs' previous low was 26 points at Georgia Tech.

### Fewest points Auburn has held an SEC opponent to under Bruce Pearl

Date	Opponent	Points
Feb. 4, 2023	Tennessee	46
Jan. 18, 2023	LSU	49
<b>Jan. 6, 2024</b>	<b>Arkansas</b>	<b>51</b>
Feb. 16, 2019	Vanderbilt	53
Jan. 25, 2022	Missouri	54
Jan. 9, 2024	Texas A&M	55
Dec. 29, 2021	LSU	55

### Held league opponent under 60 points this season

<b>Auburn</b>	<b>4</b>
Mississippi State	3
Kentucky	2
Ole Miss	2
South Carolina	2
Tennessee	2
Alabama	1
LSU	1
Texas A&M	1

### Games holding opponent to under 60 points in SEC game

2022-23	5
2023-24	4
2021-22	3
2018-19	3
2020-21	1
2019-20	1
2014-15	1
2017-18	0
2016-17	0
2015-16	0

## MAKING EVERY SHOT COUNT

» After shooting 14-of-26 from the free-throw line at Florida on Feb. 10, Auburn responded by shooting 38-of-49 (77.6 percent) in the last two games against No. 11 South Carolina and No. 22 Kentucky. Prior to the Florida game, the Tigers had gone 289-of-360 (80.3%) over their previous 16 games.

» The Tigers set a school record for made free throws in a game by going 40-of-50 from the free-throw line against Alabama on Feb. 7. Auburn is fourth in the SEC with a 75.7 free throw percentage this season, which ranks sixth all-time at Auburn. Of the 10 players averaging over 14.0 minutes per game, seven of them are shooting at least 75.0 percent from the free throw line.

» Auburn is third in the SEC shooting 77.6 percent (228-of-294) from the foul line in SEC play. The Tigers also rank second among SEC teams averaging 17.54 made free throws per game in league play. Auburn is shooting 376-of-480 (78.3%) in its 20 wins compared to 89-of-134 (66.4%) in its six losses. That's an average of 18.8-of-24.0 in wins compared to 14.8-of-22.3 in losses.

» The Tigers have shot 48.5 percent (593-of-1222) in their 20 wins compared to 40.6 percent (142-of-363) in their six losses. Auburn is third in the SEC with a 46.3 field-goal percentage for the season.

» Auburn set season highs by shooting 61.0 percent (36-of-59) from the floor and 60.0 percent (12-of-20) from 3-point range against South Carolina on Feb. 14. The Tigers shot 17-of-19 from the free-throw line, which is their second-best mark of the season. Auburn's field-goal percentage was its best since shooting 61.8 percent (42-of-68) against Winthrop on Nov. 24, 2017, and its best in an SEC game since shooting 61.1 percent (33-of-54) at Arkansas on Feb. 17, 2016. Auburn's 3-point field goal percentage was its best since shooting 60.0 percent 12-of-20 at Alabama last season.

» The Tigers recorded their eighth game of the season, including four in SEC play, with double-digit 3-pointers including 12 triples against No. 11 South Carolina on Feb. 14. Seven of Auburn's eight games this season with double-digit 3-point field goals have come in the last 19 games including the Tigers making 10 3-pointers against Vanderbilt and 12 long-range shots at Ole Miss, compared to just one such game in the first seven contests of the season. It was the first time Auburn has made double-digit 3-pointers in consecutive SEC games since making 10 3-point field goals at Mississippi State and against South Carolina in the final two regular-season games of the 2021-22 season.

» Auburn has made at least 10 three-pointers five times in SEC play (14 vs. UGA). The Tigers have shot 185-of-497 (37.2 percent) from deep in their 21 wins and 30-of-134 (22.6 percent) in their six losses.

Below is a statistical breakdown comparing Auburn in its 21 wins to the Tigers in their six losses this season.

Category	Wins	Losses
Scoring Offense	87.1	67.2
Scoring Defense	65.1	75.2
Scoring Margin	+22.0	-8.0
Field-Goal Pct.	49.1	39.0
Opp. Field-Goal Pct.	37.3	42.0
3FG Pct.	37.2	22.4
Opp. 3FG Pct.	27.7	37.0
Free-Throw Pct.	78.0	66.4
Rebounding Margin	+6.2	-1.5
Assists	18.9	13.2
Turnover Margin	+3.7	-0.7
Personal Fouls	18.2	20.0

## WELCOME TO AUBURN'S BLOCK PARTY

» Auburn is the only team that has finished in the Top 25 in the country in blocked shots per game in each of the previous seven seasons. No other team has finished in the Top 25 in blocks per game in more than five seasons over that stretch.

» The Tigers, who have blocked a nation's-best 1,450 shots (5.6 bpg) since the start of the 2016-17 season, are seventh nationally averaging 5.9 blocks per game this season. Auburn has recorded five-plus blocked shots in 18 of the last 19 games, including 15-straight games before only registering two blocks at Florida on Feb. 10. The 15-game streak was the Tigers' longest such streak since blocking at least five shots in 17-straight games during the 2021-22 season.

» Auburn has turned in three games this season with double-digit blocks including a season-high 12 blocked shots against Alabama on Feb. 7, which was the Tigers' most blocks in an SEC game since they blocked 14 shots against LSU and Texas A&M during the 2021-22 season.

» The Tigers currently lead the nation with a 10.2 block percentage, according to teamrankings.com.

## MOST SEASONS IN TOP 25 IN BLOCKS PER GAME OVER THE LAST SEVEN SEASONS

### 1. Auburn - 7

- 2T. Connecticut - 5
- 2T. Michigan State - 5
- 2T. Washington - 5
- 5T. Duke - 4
- 5T. Florida State - 4
- 5T. Kentucky - 4
- 5T. Marshall - 4
- 5T. Syracuse - 4
- 5T. USC - 4

## MOST BLOCKS IN DIVISION I SINCE THE START OF 2016-17 SEASON

Team	Blocks
<b>Auburn</b>	<b>1,450</b>
Duke	1,393
UConn	1,298
Michigan State	1,295
Arkansas	1,290

## CLEANING THE GLASS

» Auburn is fifth in the SEC and 55th nationally with a plus-4.5 rebounding margin this season. The Tigers outrebounded Ole Miss 42-26 on Feb. 3, which is tied for their fifth-best rebounding margin in an SEC game in Bruce Pearl's 10 seasons on the Plains. Auburn outrebounded Arkansas 46-32 in the SEC opener and outrebounded Vanderbilt by 10.0 boards per game in two victories over the Commodores. The plus-14 rebounding margin against the Razorbacks is tied for Auburn's eighth-best mark in an SEC game under Pearl.

» Auburn outrebounded Alabama 42-35 on Feb. 7, making it three straight games the Tigers had outrebounded their opponent prior to getting outrebounded 43-41 at Florida on Feb. 10. The Tigers are 14-1 when they have outrebounded their opponent this season.

» Auburn is 34th nationally with a 32.5 offensive rebounding percentage and 45th with a 53.1 total rebounding percentage, per teamrankings.com. The Tigers have a plus-6.2 rebounding margin in their 21 wins and a -1.5-rebounding margin in their six losses.

## AUBURN'S BEST REBOUNDING MARGINS IN AN SEC GAME UNDER BRUCE PEARL

Date	Opponent	AU Reb/Opp Reb	Reb Margin
Feb. 14, 2023	Missouri	48/26	+22
Feb. 8, 2022	Arkansas	60/42	+18
Feb. 4, 2020	Arkansas	44/27	+17
Jan. 16, 2019	Texas A&M	50/33	+17
Feb. 3, 2024	Ole Miss	42/26	+16
March 7, 2020	Tennessee	42/26	+16
Feb. 12, 2020	Alabama	60/44	+16
Jan. 6, 2024	Arkansas	46/32	+14
Feb. 1, 2020	Kentucky	42/28	+14
Jan. 27, 2018	LSU	38/24	+14

## SEC TEAMS ROAD RECORDS FROM 2017-18 TO 2023-24

» Auburn is 35-38 overall on the road since the beginning of the 2017-18 season, which is third-best in the SEC. The Tigers' 29-32 record in SEC road games over that span is tied for third in the league.

### OVERALL ROAD RECORD

Team	2017-18	2018-19	2019-20	2020-21	2021-22	2022-23	2023-24	Total
<b>Auburn</b>	<b>7-4</b>	<b>4-6</b>	<b>5-5</b>	<b>3-8</b>	<b>8-3</b>	<b>4-8</b>	<b>4-4</b>	<b>35-38</b>
Alabama	2-8	4-8	4-8	7-3	3-7	9-3	4-4	33-41
Arkansas	3-7	5-8	4-8	5-4	5-4	2-8	2-5	26-44
Florida	5-4	5-6	4-7	5-5	4-7	4-7	3-5	30-41
Georgia	4-9	2-9	2-9	2-6	0-10	1-10	4-4	15-57
Kentucky	4-6	8-2	8-2	4-6	6-5	6-4	5-3	41-28
LSU	3-8	9-1	5-6	4-6	2-8	0-9	2-6	25-44
Miss. State	4-8	5-5	4-7	5-4	1-10	4-6	2-6	25-46
Missouri	5-6	2-8	2-10	6-4	2-10	5-5	2-8	24-51
Ole Miss	1-10	6-5	1-10	5-6	2-7	2-9	3-6	20-53
South Carolina	4-8	4-8	6-6	2-7	4-7	4-8	6-3	30-47
Tennessee	8-4	7-3	4-7	4-4	6-5	4-6	6-3	39-32
Texas A&M	4-7	4-7	5-4	2-4	5-5	7-4	4-6	31-37
Vanderbilt	1-10	1-11	1-9	2-8	5-8	5-6	0-8	15-60

### SEC ROAD RECORD

Team	2017-18	2018-19	2019-20	2020-21	2021-22	2022-23	2023-24	Total
<b>Auburn</b>	<b>5-4</b>	<b>4-5</b>	<b>4-5</b>	<b>3-6</b>	<b>6-3</b>	<b>3-6</b>	<b>4-3</b>	<b>29-32</b>
Alabama	2-7	3-6	3-6	7-2	3-6	7-2	4-3	29-32
Arkansas	3-6	3-6	2-7	5-3	5-4	2-7	2-5	22-38
Florida	5-4	5-4	4-5	4-4	4-5	3-6	3-4	28-32
Georgia	2-7	1-8	1-8	2-6	0-9	1-8	3-4	10-50
Kentucky	3-6	7-2	7-2	4-5	5-4	6-3	4-3	36-25
LSU	2-7	9-0	4-5	4-5	2-7	0-9	2-5	23-38
Miss. State	2-7	4-5	3-6	5-4	1-8	3-6	2-5	20-41
Missouri	4-5	2-7	1-8	5-4	2-7	4-5	0-7	18-42
Ole Miss	1-8	5-4	1-8	4-5	2-7	2-7	1-6	16-45
South Carolina	2-7	4-5	3-6	2-6	4-5	3-6	5-2	23-37
Tennessee	5-4	6-3	4-5	4-4	5-4	4-5	5-2	33-27
Texas A&M	3-6	3-6	5-4	1-4	4-5	6-3	2-5	24-33
Vanderbilt	1-8	0-9	1-8	1-7	3-6	4-5	0-7	10-50

### HOLD THE WHISTLE

» Auburn was called for no more than 15 fouls in five-straight games from Dec. 22-Jan. 9. In 10 games since then, Auburn has been whistled for an average of 19.5 fouls. The Tigers' six lowest foul totals of the season had all come in the eight games prior to traveling to Vanderbilt, during which they were whistled for 15.4 fouls per game including a season-low 11 fouls in their win over Penn.

» The Tigers set a new season low in fouls committed with 16 fouls against UNC Asheville and then bested that with just 13 fouls against Alabama State and fell just one foul shy of matching that against Chattanooga prior to setting a new season low against Penn.

» In 14 SEC games, the Tigers have been called for an average of 18.8 fouls, including 17.5 in their four conference losses. Auburn has been called for 18.2 fouls in its 21 wins compared to 20.0 fouls in its six losses.

### AUBURN vs. THE TOP 25

» Auburn is 80-225 against AP Top 25 teams all-time including 21-29 against ranked opponents under Bruce Pearl, including 15-7 at Neville Arena. The Tigers have won 17 of their last 30 games against Top 25 opponents. Auburn is 14-3 in their last 17 games against ranked opponents at Neville Arena.

» The Tigers are 3-1 against ranked opponents at home this season including a 101-61 victory over No. 11-ranked South Carolina on Feb. 14, which marked Auburn's largest margin of victory over a ranked opponent in program history. It surpassed the ninth-ranked Tigers' 97-66 victory over No. 8 Mississippi State on Jan. 3, 1959, in Auburn, Ala. The 101 points were the fourth-most against a ranked opponent in program history.

## FRESHMAN PHENOM

» Freshman Aden Holloway scored an SEC career-high 15 points on 5-of-8 shooting from long range and dished out three assists in his first start since Jan. 24 at Georgia. Seven of his nine games in double figures this season have been against power conference opponents. Auburn is 8-1 this season when Holloway scores in double figures including eight-straight victories since the Tigers' season-opening loss to Baylor.

» Holloway scored a career-high 24-points against Indiana as he made 5-of-8 from 3-point range against the Hoosiers. He led Auburn with 19 points and six assists in 26 minutes against No. 20 Baylor in his collegiate debut and then scored 11 points and dished out three assists in Auburn's win over Southeastern Louisiana.

» He has made a 3-pointer in 20-of-27 games this season, including a streak of 11-straight contests, which ended on Jan. 24 at Alabama. Auburn is 18-2 when Holloway makes a 3-pointer. Over his last 23 games, he has totaled 59 assists and just 16 turnovers for a 3.69 assist-to-turnover ratio. He also has more assists than turnovers in all but five games this season, and he had an even assist-to-turnover ratio in four other contests.

» Holloway has nine double figure scoring games and five games with four-plus 3-pointers this season.

» Against Baylor, he was one point shy of becoming the fourth freshman in program history to score 20 points in a debut. His total of 19 points is tied for fifth among all Division I freshmen in a season opener this season.



### Freshman Starters Under Bruce Pearl

Player	Season	Starts
Jabari Smith	2021-22	34
Mustapha Heron	2016-17	32
Jared Harper	2016-17	30
Isaac Okoro	2019-20	28
JT Thor	2020-21	27
Danjel Purifoy	2016-17	25
Austin Wiley	2016-17	22
Horace Spencer	2015-16	18
<b>Aden Holloway</b>	<b>2023-24</b>	<b>18</b>
Sharife Cooper	2020-21	12
Bryce Brown	2015-16	11
Justin Powell	2020-21	7
TJ Lang	2014-15	6
Allen Flanigan	2019-20	3
Anfernee McLemore	2016-17	1

### Freshman Starts By Season Under Pearl

Season	Starts
2014-15	6
2015-16	29
2016-17	110
2017-18	0
2018-19	0
2019-20	31
2020-21	46
2021-22	34
2022-23	0
<b>2023-24</b>	<b>18</b>

### Most 3-pointers made by a freshman in Auburn History

Player	Season	3PT FGM
1. Jabari Smith	2021-22	79
2. Bryce Brown	2015-16	78
3. Ronnie Battle	1989-90	64
4. Toney Douglas	2004-05	62
5. Danjel Purifoy	2016-17	59
6. Daymeon Fishback	1996-97	57
7. Jared Harper	2016-17	54
8. Scott Pohlman	1997-98	53
<b>9. Aden Holloway</b>	<b>2023-24</b>	<b>48</b>
10. Mustapha Heron	2016-17	44

## WILLIAMS WINNINGEST PLAYER IN PROGRAM HISTORY

» After graduating with a bachelor's degree in kinesiology in May, Jaylin Williams chose to come back for his fifth and final year on The Plains. Last season, he was the team's second-leading scorer (13.0 ppg) and second-leading rebounder (5.0 rpg) in 2022-23.

» With the Tigers' win over Southeastern Louisiana on Nov. 10 at Neville Arena, Williams became the winningest player in program history with 88 career (and now 107) victories to date. He was previously tied with former Tigers Allen Flanagan (2019-23), Anfernee McLemore (2016-20) and Scott Pohlman (1997-2001).

» Entering the season with 107 career games played, he needed to appear in 20 games this season to crack Auburn's career games played list and is now one game (133) behind Frankie Sullivan's record of 134 games played from 2009-13.

### ALL-TIME WINNINGEST AUBURN PLAYERS (minimum 90 career games played)

<b>1. Jaylin Williams (2019-Present)</b>	<b>107</b>
2T. Allen Flanagan (2019-23)	87
2T. Anfernee McLemore (2016-20)	87
2T. Scott Pohlman (1997-01)	87
5T. Doc Robinson (1996-00)	85
5T. Daymeon Fishback (1996-00)	85
5T. Mamadou N'Diaye (1996-00)	85
8. Mack McGadney (1998-02)	83
9. Chuck Person (1982-86)	79
10. Marquis Daniels (1999-03)	76

## DOMINATING NON-CONFERENCE FOES

» Auburn owns an 95-25 (.792) winning record in regular-season games against non-conference opponents under Coach Pearl. The Tigers lead the SEC, with a .853 winning percentage (81-14 record) in regular-season non-conference games over the last seven-plus seasons.

Team	2016-17	2017-18	2018-19	2019-20	2020-21	2021-22	2022-23	2023-24	Total
<b>Auburn</b>	<b>6-2</b>	<b>12-1</b>	<b>11-2</b>	<b>13-0</b>	<b>6-3</b>	<b>12-1</b>	<b>10-3</b>	<b>11-2</b>	<b>81-14 (.853)</b>
Arkansas	11-2	11-2	9-4	12-1	12-3	11-2	11-2	9-4	86-20 (.811)
Miss. State	9-3	12-1	12-1	9-4	10-5	9-4	12-1	11-2	84-21 (.800)
Tennessee	8-5	10-2	12-1	8-5	8-2	9-3	11-2	10-3	76-23 (.768)
LSU	8-4	9-3	10-3	9-4	8-4	12-1	11-2	8-5	75-26 (.743)
Kentucky	10-3	11-2	11-2	10-3	1-7	11-2	9-4	10-3	73-26 (.737)
Georgia	9-4	9-3	9-4	10-3	7-1	5-8	10-3	10-3	69-29 (.704)
Ole Miss	9-4	7-6	10-3	9-4	6-4	9-4	8-5	13-0	71-30 (.703)
Texas A&M	8-4	11-2	7-5	6-6	6-2	11-2	8-5	9-4	66-30 (.688)
Florida	10-3	9-4	8-5	8-5	6-3	10-3	7-6	10-3	68-32 (.680)
Alabama	7-5	9-4	9-4	8-5	10-5	10-3	10-3	8-5	71-34 (.676)
Missouri	5-7	10-3	9-3	8-5	8-2	6-7	12-1	8-5	66-33 (.667)
South Carolina	10-3	9-4	5-8	8-5	2-3	9-3	7-6	12-1	62-33 (.653)
Vanderbilt	7-6	6-7	9-4	8-5	6-3	8-4	7-6	4-8	56-43 (.566)

### Year-by-Year Regular-Season Record vs. Non-Conference Opponents Under Bruce Pearl

2014-15	8-5
2015-16	6-6
2016-17	6-2
2017-18	12-1
2018-19	11-2
2019-20	13-0
2020-21	6-3
2021-22	12-1
2022-23	10-3
2023-24	11-2
<b>Totals</b>	<b>95-25 (.792)</b>

## FIVE 1,000-CAREER POINT SCORERS

» Auburn is amongst elite company with five 1,000 point scorers on its roster this season. The NCAA compiles a comprehensive list of teams who have multiple 1,000-point scorers on the roster including those who played at any NCAA institution (Division I, II and III) or at the junior college level.

» St. John's (N.Y.) currently boasts six 1,000 point scorers on its roster, while TCU and Auburn are tied for second most in the country with 5.

» K.D. Johnson (Georgia-Auburn combined) and Jaylin Williams both entered the 1,000 Career Point Club against Alabama State on Dec. 22 and have tabulated 1,128 and 1,220 career points to date. Johni Broome (1,885), Chaney Johnson (1,310) and Denver Jones (1,166) reached that same milestone in their combined Morehead State-Auburn, UAH-Auburn and FIU-Auburn careers respectively.

» Williams became the 39th player in program history to gain entrance into the 1,000-Career Point Club – the first in five years since Bryce Brown (8th, 1,673) and Jared Harper (13th, 1,227) did so during their senior campaigns that ended in the 2019 national semifinals. He currently ranks 25th on the school's all-time career scoring list.

## 2024 SIGNING CLASS

The Tigers signed two top recruits in the early signing period – five-star Tahaad Pettiford and Jahki Howard.

Rated the No. 2 point guard and No. 21 overall player in the Class of 2024 by 247 Sports, Pettiford played AAU basketball for New Heights Lightning on the EYBL circuit, shooting 33.5 percent from the 3-point line and averaging 13.3 points per game. He burst onto the scene over the summer as one of the best scoring guards in the country.

One of the most athletic players in his class, Howard is a four-star recruit rated No. 85 overall and No. 20 at his position by 247 Sports. Known as the best dunker in high school basketball going viral on social media, he is currently averaging 15.9 points, 5.3 rebounds, 1.4 assists, 1.9 steals and 0.5 blocks per game in the preseason for Overtime Elite.

### Tahaad Pettiford, G, 5-10, 175, Jersey City, N.J. (Hudson Catholic Regional High School)

"Tahaad is a very unique player. He is a gifted scorer with an unlimited range. Instant offense. He has tremendous speed, quickness and athletic jumping ability. Tahaad is a very tough cover and uses that athleticism to be a pest defensively. (Assistant Coach) Ira Bowman did a tremendous job of identifying Tahaad very early on in the recruiting process and developed a close, trusting relationship. Tahaad will have a Pied Piper effect on our program. Guys will want to play with him." – Head Coach Bruce Pearl

### Jahki Howard, F, 6-6, 185, Boston, Mass. (Overtime Elite)

"Jahki is one of the most underrated prospects in the 2024 class. We've been watching and recruiting him since his freshman year – seeing so much growth, maturity and commitment to becoming great. His basketball IQ, his athleticism and his motor make him a great fit for our program." – Head Coach Bruce Pearl

## ON BOARD

» Junior transfer Chaney Johnson pulled down 11 rebounds off the bench against Southeastern Louisiana on Nov. 10. He is the ninth player in Bruce Pearl's 10 seasons at Auburn to grab at least 11 boards in a game as a reserve and the first since Jaylin Williams had 11 rebounds versus Texas A&M on Feb. 12, 2022. For the season, Johnson is tied for fourth on the team averaging 3.6 boards per game.

Date	Player	Opponent	Rebounds
Nov. 14, 2018	Horace Spencer	Mississippi College	17
Nov. 29, 2017	Anfernee McLemore	Dayton	13
Dec. 22, 2015	Cinmeon Bowers	New Mexico	12
Feb. 27, 2016	Tyler Harris	Alabama	12
Nov. 26, 2020	Jaylin Williams	Saint Joesph's	11
March 5, 2016	Cinmeon Bowers	Mississippi State	11
Jan. 31, 2017	Anfernee McLemore	Tennessee	11
Feb. 12, 2022	Jaylin Williams	Texas A&M	11
<b>Nov. 10, 2023</b>	<b>Chaney Johnson</b>	<b>Southeastern Louisiana</b>	<b>11</b>

## NOT NEW KIDS ON THE BLOCK

» Johni Broome, who has blocked a shot in 21 of the last 22 games including the last 11 games and a 10-game stretch from Nov. 29-Jan. 9, has 18 multi-block games during that time. He is second in the SEC averaging 2.37 blocks per game this season. Broome blocked a season-high five shots in the Tigers' first meeting with Alabama, including the 300th block of his career, and then he matched that with five blocks against Vanderbilt on Jan. 31 and Alabama on Feb. 7. He has multiple blocks in each of the last nine games and has blocked a total of 30 shots over that period. His 329 career blocks are second among all NCAA Division I players, only trailing the 341 career blocks of Jamarion Sharp of Ole Miss.

» Dylan Cardwell is sixth in the SEC with 1.48 blocks per game. In SEC games, Broome is second in the league with 2.71 blocks and Cardwell is sixth with 1.71 blocked shots per game. Cardwell has 142 career blocks, which is tied for eighth in program history with Broome.

» Auburn and Ole Miss are the only teams with two of the Top 10 shot blockers in the SEC. Cardwell has tied his career high with five blocks twice this season, against Baylor and LSU, which is tied with Broome's five blocks in both games against Alabama and against Vanderbilt for the most blocks by an Auburn player this season. Cardwell blocked four shots against South Carolina on Feb. 14, his 11th multi-block game this season. Cardwell previously set his career high against South Florida and George Mason in 2022.

## ELITE IN THE SEC

» Auburn is second in the SEC with a .722 winning percentage and 164 victories over the last six-plus seasons, one win behind Tennessee for the top spot in the league. The Tigers have also won the second-most SEC Championship titles (3) and second-most NCAA Tournament games (7) in that span behind Alabama's four titles and Arkansas' eight NCAA Tournament victories.

Team	2017-18	2018-19	2019-20	2020-21	2021-22	2022-23	2023-24	Total
Tennessee	26-9	31-6	17-14	18-9	27-8	25-11	21-6	165-63
<b>Auburn</b>	<b>26-8</b>	<b>30-10</b>	<b>25-6</b>	<b>13-14</b>	<b>28-6</b>	<b>21-13</b>	<b>21-6</b>	<b>164-63</b>
Kentucky	26-11	30-7	25-6	9-16	28-8	22-12	19-8	159-68
Arkansas	23-12	18-16	20-12	25-7	28-9	22-14	14-13	150-83
Alabama	20-16	18-16	16-15	26-7	19-14	31-6	19-8	149-82
Mississippi State	25-12	23-11	20-11	18-15	18-16	21-13	19-8	144-86
LSU	18-15	28-7	21-10	19-10	22-12	14-19	14-13	136-86
Florida	21-13	20-16	19-12	15-10	20-14	16-17	19-8	130-90
Texas A&M	22-13	14-18	16-14	8-10	27-13	25-10	15-12	127-90
Missouri	20-13	15-17	15-16	16-10	12-21	25-10	8-19	111-106
South Carolina	17-16	16-16	18-13	6-15	19-13	11-21	22-5	109-99
Ole Miss	12-20	20-13	15-17	16-12	13-19	12-21	19-8	107-110
Georgia	18-15	11-21	16-16	14-12	6-26	16-16	15-12	96-118
Vanderbilt	12-20	9-23	11-21	9-16	19-17	22-15	7-20	89-132

## PEARL MOVING UP IN CAREER COACHING WINS AT AUBURN

» Auburn's win over UNC Asheville in Huntsville on Dec. 13 was Bruce Pearl's 900th career game overall and 180th victory at Auburn. After the Tigers beat LSU on Jan. 13, he moved into second on Auburn's all-time career coaching wins list ahead of former head coach Cliff Ellis, who went 186-125 from 1994-95 to 2003-04.

» Pearl is in his 10th season as Auburn's head coach with a 194-117 record on The Plains. In the team's season opener, he surpassed Sonny Smith, who led Auburn to a 173-154 mark in 11 seasons from 1978-89, for third all-time in program history. Joel Eaves leads the way with 213 wins from 1949-63.

COACH	SEASONS	YEARS	RECORD
1. Joel Eaves	14	1949-50 to 1962-63	213-100
<b>2. Bruce Pearl</b>	<b>10</b>	<b>2014-15 to Present</b>	<b>194-117</b>
3. Cliff Ellis	10	1994-95 to 2003-04	186-125
4. Sonny Smith	11	1978-79 to 1988-89	173-154
5. Bill Lynn	10	1963-64 to 1972-73	130-124

## RETURNING PRODUCTION

» Auburn returns 58.1 percent of its minutes, 60.2 percent of its scoring and 61.3 percent of its rebounding from last season. The Tigers return five of their Top 7 scorers – three of the five players, who averaged 20 minutes per game, and three of five players, who recorded at least 100 rebounds last season.



**MR. DOUBLE-DOUBLE**

» Junior big man Johni Broome recorded his SEC-leading 11th double-double of the season, and fifth in SEC play, with 16 points and 13 rebounds at Georgia on Feb. 24. It was the third time this season he has recorded consecutive double-doubles after posting 14 points and 11 rebounds against Kentucky on Feb. 17. His 11 double-doubles this season are one more than he had all of last season, giving him 21 in his two-year Auburn career.

» Broome has a total of 57 career double-doubles (including his time at Morehead State), which is sixth nationally among active NCAA Division I players. The Kentucky game was Broome's first double-double since he scored 16 points and pulled down 11 rebounds against Vanderbilt on Jan. 31.

**JOHNI BROOME'S CAREER DOUBLE-DOUBLES BY SEASON****2020-21:** 13\***2021-22:** 23\***2022-23:** 10**2023-24:** 11

\*at Morehead State

**ACTIVE NCAA DIVISION I CAREER DOUBLE-DOUBLE LEADERS**

Player	School	Double-Doubles	Games Played
Armando Bacot	North Carolina	82	159
Enrique Freeman	Akron	66	124
Norchad Omier	Miami (Fla.)	65	116
Fardaws Aimaq	California	62	122
Zach Edey	Purdue	59	127
<b>Johni Broome</b>	<b>Auburn</b>	<b>57</b>	<b>124</b>

**30-point games in the SEC this season**

Date	Player	School	Points	Opponent
2/24	Khalif Battle	Arkansas	42	Missouri
1/16	Wade Taylor IV	Texas A&M	41	Arkansas
1/16	Dalton Knecht	Tennessee	39	Florida
11/29	Dalton Knecht	Tennessee	37	North Carolina
1/20	Tamar Bates	Missouri	36	Florida
1/13	Dalton Knecht	Tennessee	36	Georgia
2/3	Rob Dillingham	Kentucky	35	Tennessee
1/27	RJ Melendez	Georgia	35	Florida
1/16	Tramon Mark	Arkansas	35	Texas A&M
12/9	Mark Sears	Alabama	35	Purdue
11/24	Wade Taylor IV	Texas A&M	35	Florida Atlantic
1/20	Jabri Abdur-Rahim	Georgia	34	Kentucky
11/24	Tramon Mark	Arkansas	34	North Carolina
12/16	Wade Taylor IV	Texas A&M	34	Houston
2/24	Sean East II	Missouri	33	Arkansas
12/16	Jordan Wright	LSU	33	Texas
12/30	Keyon Menifield	Arkansas	32	UNCW
2/10	Collin Murray-Boyles	South Carolina	31	Vanderbilt
1/30	Dalton Knecht	Tennessee	31	South Carolina
1/13	Wade Taylor IV	Texas A&M	31	Kentucky
1/9	Mark Sears	Alabama	31	South Carolina
1/27	Wade Taylor IV	Texas A&M	30	Ole Miss
12/21	Antonio Reeves	Kentucky	30	Louisville
<b>11/29</b>	<b>Johni Broome</b>	<b>Auburn</b>	<b>30</b>	<b>Virginia Tech</b>

**30-point/10-rebound/3-block games in NCAA Division I this season**

Date	Player	School	Points/Rebounds/Blocks	Opponent
1/11	Saint Thomas	Northern Colorado	37/14/3	Montana
2/2	Greg Gordon	Iona	35/12/3	Fairfield
12/1	Zach Edey	Purdue	35/14/3	Northwestern
11/10	Isaiah Cozart	Eastern Kentucky	33/14/4	Wilberforce
2/10	Victor Iwuakor	Southern Miss	31/13/3	Western Michigan
2/8	Max Brooks	UMass-Lowell	31/19/3	UMBC
1/24	Carlton Liguard	UTSA	31/10/3	Tulane
1/16	PJ Hall	Clemson	31/17/3	Georgia Tech
11/6	Quinten Post	Boston College	31/11/4	Fairfield
11/14	Great Osobor	Utah State	31/10/3	Southern Utah
<b>11/29</b>	<b>Johni Broome</b>	<b>Auburn</b>	<b>30/13/3</b>	<b>Virginia Tech</b>
12/9	Tymu Chenery	Binghamton	31/12/4	Le Moyne
12/19	Jalyn McCreary	Mercer	30/12/3	Queens (N.C.)
1/13	Zach Edey	Purdue	30/20/3	Penn State
1/20	Zach Edey	Purdue	30/18/4	Iowa

# AUBURN CAREER RECORDS LIST

## POINTS

20.	Doc Robinson (1996-00)	1,332
21.	Stan Pietkiewicz (1974-78)	1,265
22.	Frank Tolbert (2004-08)	1,242
23.	Darrell Lockhart (1979-83)	1,236
24.	Wes Flanigan (1993-97)	1,228
<b>25.</b>	<b>Jaylin Williams (2019-Present)</b>	<b>1,220</b>
26T.	KT Harrell (2013-15)	1,190
26T.	Chris Denson (2010-14)	1,190
28.	Charles Barkley (1981-84)	1,183
29.	Korvotney Barber (2005-09)	1,151
30.	Lance Weems (1992-96)	1,105
31.	Bryant Smith (1995-99)	1,087
32.	Bubba Price (1976-80)	1,075
33.	Derrick Dennison (1986-90)	1,070
34.	Pat Burke (1993-97)	1,064
35.	Marco Killingsworth (2001-04)	1,041
36.	Franklin Williams (1994-98)	1,027
37.	Bill Alexander (1967-70)	1,026
38.	Mustapha Heron (2016-18)	1,011
39.	Earl Banks (1977-81)	1,004
--	<b>K.D. Johnson (2021-Present)</b>	<b>912</b>
--	<b>Johni Broome (2022-Present)</b>	<b>901</b>

Note: Players' stats during Auburn career only.

## BLOCKS

1.	Kyle Davis (2000-04)	360
2.	Mamadou N'diaye (1996-2000)	241
3.	Anfernee McLemore (2016-20)	187
4.	Horace Spencer (2015-19)	170
5.	Walker Kessler (2021-22)	155
5T.	Korvotney Barber (2005-09)	155
7.	Charles Barkley (1981-84)	145
<b>8T.</b>	<b>Dylan Cardwell (2020-Present)</b>	<b>142</b>
<b>8T.</b>	<b>Johni Broome (2022-Present)</b>	<b>142</b>
10.	Chris Morris (1984-88)	141

## STEALS

1T.	Quantez Robertson (2005-09)	210
1T.	DeWayne Reed (2006-10)	210
3.	Marquis Daniels (1999-2003)	208
4.	Frankie Sullivan (2008-13)	190
5.	Chris Morris (1984-88)	189
6.	Bryant Smith (1995-99)	186
7.	Reggie Gallon (1989-93)	177
8.	Gerald White (1983-87)	164
10.	Frank Ford (1983-87)	156
--	<b>K.D. Johnson (2021-Present)</b>	<b>136</b>

Note: Figures not available prior to 1978-79 season.



## DUNKS

1.	Aaron Swinson (1991-94)	175
--	<b>Dylan Cardwell (2020-Present)</b>	<b>100</b>
--	<b>Jaylin Williams (2019-Present)</b>	<b>73</b>

## GAMES PLAYED

1.	Frankie Sullivan (2009-13)	134
<b>2.</b>	<b>Jaylin Williams (2019-Present)</b>	<b>133</b>
3.	Bryce Brown (2018-19)	131
4.	Anfernee McLemore (2016-20)	130
5T.	Scott Pohlman (1997-01)	129
5T.	Frank Ford (1983-87)	129
7T.	Doc Robinson (1996-00)	128
7T.	Mamadou N'diaye (1996-00)	128
7T.	Chris Morris (1984-88)	128
10.	Daymeon Fishback (1996-00)	127
--	<b>Dylan Cardwell (2020-Present)</b>	<b>120</b>
--	<b>Chris Moore (2020-Present)</b>	<b>108</b>

# PLAYER NOTES

0

## K.D. JOHNSON

	GP-GS	PPG	RPG	FG%	FT%
2023-24	27-1	7.5	1.8	.390	.779
Career	110-32	10.3	2.3	.392	.700

## Sr. | G | 6-0 | 190 | Atlanta, Ga. | Georgia

- Averaging 7.5 ppg off the bench. • Leads the team in steals this season (36).
- Recorded 8 points and 3 assists in the Tigers' road win at Georgia.
- Seven games in double figures including two in SEC play (Ole Miss and UF).

**Career Highs**

Pts	27
Reb	8
Ast	7
Stl	5 (2x)
Min	37

1

## ADEN HOLLOWAY

	GP-GS	PPG	RPG	FG%	FT%
2023-24	27-18	8.3	1.5	.314	.755
Career	27-18	8.3	1.5	.314	.755

## Fr. | G | 6-1 | 178 | Charlotte, N.C. | Prolific Prep

- Boasts a team-leading 3.30 assist-to-turnover ratio (76-24).
- Made 18th career start at UGA with SEC-season high 15 pts (5-of-8 3PT).
- Auburn's sixth-ever McDonald's High School All-American.

**Career Highs**

Pts	24
Reb	5
Ast	6 (3x)
Stl	3
Min	28

2

## JAYLIN WILLIAMS

	GP-GS	PPG	RPG	FG%	FT%
2023-24	26-26	13.0	4.7	.581	.810
Career	133-86	9.2	3.9	.509	.764

## Gr. | F | 6-8 | 245 | Nahunta, Ga. | Brantley County HS

- Suffered non-season ending knee injury versus Kentucky on Feb. 17.
- Averaged 13.0 ppg and 4.7 rpg in 26 starts this season for the Tigers.
- Winningest player in program history (107 career wins & counting).

**Career Highs**

Pts	26
Reb	11 (3x)
Ast	8
Stl	4
Min	37

3

## TRE DONALDSON

	GP-GS	PPG	RPG	FG%	FT%
2023-24	27-10	6.9	2.6	.490	.839
Career	59-10	4.5	2.0	.454	.725

## So. | G | 6-3 | 210 | Tallahassee, Fla. | Florida St. Univ. School

- Leads the team averaging 3.2 assists per game, which ranks 14th in the SEC.
- A member of Auburn's 1-2 punch at the point guard position w/ Holloway.
- Eight contests this season with zero turnovers including at UGA.

**Career Highs**

Pts	15
Reb	7 (3x)
Ast	7
Stl	4
Min	29

4

## JOHNI BROOME

	GP-GS	PPG	RPG	FG%	FT%
2023-24	27-26	16.1	8.6	.538	.582
Career	124-120	15.2	9.2	.550	.604

## Jr. | F/C | 6-10 | 240 | Plant City, Fla. | Morehead State

- Preseason All-SEC First Team selection & John R. Wooden and Naismith POTY Award & COTY Candidate. • 18-game double-digit scoring streak.
- Recorded 57th career double-double with 16 pts and 13 rebs at Georgia.

**Career Highs**

Pts	32
Reb	18 (2x)
Ast	7
Stl	4
Min	37

5

## CHRIS MOORE

	GP-GS	PPG	RPG	FG%	FT%
2023-24	27-26	2.1	1.6	.373	.762
Career	108-42	2.6	1.8	.469	.689

## Sr. | F | 6-6 | 220 | West Memphis, Ark. | West Memphis HS

- Started in 26 games of the season averaging 13.8 minutes per contest.
- Does the little things that does not show up in the stat sheet vs. opponents.
- Major vocal presence on the team in the locker room and on the floor.

**Career Highs**

Pts	16
Reb	7
Ast	5
Stl	3 (3x)
Min	25 (2x)

10

## CHAD BAKER-MAZARA

	GP-GS	PPG	RPG	FG%	FT%
2023-24	27-1	10.1	3.8	.462	.884
Career	73-14	8.4	2.8	.441	.875

## Jr. | G/F | 6-7 | 180 | Santo Domingo, DR | NW Florida State College

- Recorded career-high 25 points including 18 in the first half at Georgia.
- One of the Top 100 JUCO transfers in the country (No. 13).
- 3rd on the team in scoring (10.1 ppg) and tied for 3rd in rebounding (3.8 rpg).

**Career Highs**

Pts	25
Reb	9
Ast	6
Stl	5
Min	34

12

## DENVER JONES

	GP-GS	PPG	RPG	FG%	FT%
2023-24	27-25	7.9	1.9	.398	.895
Career	86-60	13.6	3.2	.431	.872

## Jr. | G | 6-4 | 205 | New Market, Ala. | FIU

- Has started in 25-of-27 games played for the Tigers including at UGA (8 pts).
- Ranked No. 25 nationally last season averaging 20.1 points per game at FIU.
- 2023 All-Conference USA First Team. • Rated No. 26 transfer in the country.

**Career Highs**

Pts	30
Reb	13
Ast	6 (3x)
Stl	4 (6x)
Min	47

20

## CARTER SOBERA

	GP-GS	PPG	RPG	FG%	FT%
2023-24	12-0	0.0	0.4	.000	.000
Career	19-0	0.2	0.5	.333	.333

## Sr. | G | 6-5 | 210 | Birmingham, Ala. | Mountain Brook HS

- Awarded scholarship spot after the team's win over LSU on Jan. 13.
- Two-Time SEC Academic Honor Roll and NABC Honors Court student.
- Former walk-on who played HS basketball with teammate Lior Berman.

**Career Highs**

Pts	3
Reb	2 (2x)
Ast	
Stl	1
Min	2 (3x)

23

## ADDARIN SCOTT

	GP-GS	PPG	RPG	FG%	FT%
2023-24	13-0	0.5	0.4	1.000	1.000
Career	13-0	0.5	0.4	1.000	1.000

## Jr. | F | 6-9 | 207 | Dallas, Texas | Navarro College

- Goes by the nickname, AD. • One of the Top 100 JUCO transfers in the country (No. 54). • Has played in 13 games this season as a reserve.
- Made his first career NCAA Division I dunk versus Vanderbilt on Jan. 31.

**Career Highs**

Pts	2 (3x)
Reb	2 (2x)
Ast	1
Stl	
Min	2 (3x)

24

## LIOR BERMAN

	GP-GS	PPG	RPG	FG%	FT%
2023-24	26-0	1.5	1.1	.400	.667
Career	84-0	1.7	0.9	.394	.636

## Gr. | G | 6-4 | 210 | Birmingham, Ala. | Mountain Brook HS

- Played the last four years and worked his way up from walk-on to consistently being in the rotation. • Saw 5 minutes of action at UGA (2 pts).
- Graduated summa cum laude w/ a bachelor's degree in industrial design.

**Career Highs**

Pts	8 (4x)
Reb	4 (2x)
Ast	1 (15x)
Stl	1 (14x)
Min	19

31

## CHANEY JOHNSON

	GP-GS	PPG	RPG	FG%	FT%
2023-24	27-1	4.3	3.5	.489	.720
Career	114-67	11.5	4.8	.535	.740

## Jr. | F | 6-7 | 220 | Alabaster, Ala. | Alabama-Huntsville

- Made first career NCAA Division I start at UGA (9 points, 2 rebs and 1 steal).
- One of the top NCAA Division II players in the country. • Named Gulf South Conference POTY in 2022-23. • One of the most athletic players on team.

**Career Highs**

Pts	35
Reb	12 (2x)
Ast	6
Stl	4
Min	38

44

## DYLAN CARDWELL

	GP-GS	PPG	RPG	FG%	FT%
2023-24	27-1	5.1	3.7	.692	.636
Career	120-2	3.8	3.5	.709	.529

## Sr. | C | 6-11 | 255 | Augusta, Ga. | McEachern HS

- Graduated magna cum laude from AU's Harbert College of Business.
- Sixth in the league in blocked shots per game (1.5) with 40 this season.
- Interned this summer with Athletes for Israel and was the team host for Kansas State and Arizona on both teams' foreign tour to Israel and UAE.
- With teammate Johni Broome, one of the most formidable front-court duos in the SEC and in the country – a complete unit.

**Career Highs**

Pts	12 (2x)
Reb	10
Ast	5
Stl	4
Min	29


# TV/RADIO ROSTER CHART



**K.D. JOHNSON**  
G • 6-0 • 190 • Sr.  
Atlanta, Ga.



**ADEN HOLLOWAY**  
G • 6-1 • 178 • Fr.  
Charlotte, N.C.



**JAYLIN WILLIAMS**  
F • 6-8 • 245 • Gr.  
Nahunta, Ga.



**TRE DONALDSON**  
G • 6-3 • 200 • So.  
Tallahassee, Fla.



**JOHNI BROOME**  
F/C • 6-10 • 240 • Jr.  
Plant City, Fla.




**CHRIS MOORE**  
F • 6-6 • 220 • Sr.  
West Memphis, Ark.



**CHAD BAKER-MAZARA**  
G/F • 6-7 • 180 • Jr.  
Santo Domingo, D.R.



**DENVER JONES**  
G • 6-4 • 205 • Jr.  
New Market, Ala.




**CJ WILLIAMS**  
G • 6-2 • 175 • So.  
Fayetteville, Ark.



**PRESLEY PATTERSON**  
G • 5-11 • 180 • So.  
Knoxville, Tenn.



**CARTER SOBERA**  
G • 6-5 • 210 • Sr.  
Birmingham, Ala.



**BLAKE MUSCHALEK**  
G • 6-3 • 178 • Fr.  
Dallas, Texas



**REED TRAPP**  
G • 6-6 • 188 • So.  
Muscle Shoals, Ala.



**ADDARIN SCOTT**  
F • 6-9 • 207 • Jr.  
Dallas, Texas



**LIOR BERMAN**  
G • 6-4 • 210 • Gr.  
Birmingham, Ala.



**CHANAY JOHNSON**  
F • 6-7 • 220 • Jr.  
Alabaster, Ala.



**LUCAS CLANTON**  
G • 6-1 • 175 • Fr.  
Shelbyville, Tenn.



**HASTON ALEXANDER**  
C • 6-10 • 255 • So.  
Tuscumbia, Ala.



**DYLAN CARDWELL**  
C • 6-11 • 255 • Sr.  
Augusta, Ga.



**JALEN HARPER**  
G • 6-2 • 165 • Gr.  
Mableton, Ga.

No.	Name	Pos.	Ht.	Wt.	Cl.	Hometown (Last School)
0	K.D. Johnson	G	6-0	190	Sr.	Atlanta, Ga. (Georgia)
1	Aden Holloway	G	6-1	178	Fr.	Charlotte, N.C. (Prolific Prep)
2	Jaylin Williams	F	6-8	245	Gr.	Nahunta, Ga. (Brantley County HS)
3	Tre Donaldson	G	6-3	200	So.	Tallahassee, Fla. (Florida State Univ. School)
4	Johni Broome	F	6-10	240	Jr.	Plant City, Fla. (Morehead State)
5	Chris Moore	F	6-6	220	Sr.	West Memphis, Ark. (West Memphis HS)
10	Chad Baker-Mazara	G/F	6-7	180	Jr.	Santo Domingo, Dominican Republic (NW Florida State)
12	Denver Jones	G	6-4	205	Jr.	New Market, Ala. (FIU)
13	CJ Williams	G	6-2	175	So.	Fayetteville, Ark. (Fayetteville HS)
14	Presley Patterson	G	5-11	180	So.	Knoxville, Tenn. (Knoxville Catholic HS)
20	Carter Sobera	G	6-5	210	Sr.	Birmingham, Ala. (Mountain Brook HS)
21	Blake Muschalek	G	6-3	178	Fr.	Dallas, Texas (Trinity Christian Academy)
22	Reed Trapp	G	6-6	188	So.	Muscle Shoals, Ala. (Birmingham-Southern College)
23	Addarin Scott	F	6-9	207	Jr.	Dallas, Texas (Navarro College)
24	Lior Berman	G	6-4	210	Gr.	Birmingham, Ala. (Mountain Brook HS)
31	Chaney Johnson	F	6-7	220	Jr.	Alabaster, Ala. (UAH)
33	Lucas Clanton	G	6-1	175	Fr.	Shelbyville, Tenn. (Cascade HS)
42	Haston Alexander	C	6-10	255	So.	Tuscumbia, Ala. (Covenant Christian School)
44	Dylan Cardwell	C	6-11	255	Sr.	Augusta, Ga. (McEachern HS)
55	Jalen Harper	G	6-2	165	Gr.	Mableton, Ga. (Shelton State CC)

**Head Coach:** Bruce Pearl (Boston College '82) - 10th Season

**Associate Head Coach:** Steven Pearl (Tennessee '10) - 10th Season

**Assistant Coach:** Ira Bowman (Penn '96) - Sixth Season

**Assistant Coach:** Corey Williams (Oklahoma State '02) - First Season

**Assistant Coach:** Chad Prewett (Troy State '94) - 10th Season

**Assistant Coach/Offensive Coordinator:** Mike Burgomaster (Miami '16) - Eighth Season

**Director of Player Development:** Marquis Daniels (Auburn '03) - Sixth Season

**Director of Scouting and Recruiting:** Ian Borders (Louisville '07) - Sixth Season

**Director of Sports Performance:** Damon Davis (Western Illinois '03) - 15th Season

**Senior Athletic Trainer:** Clark Pearson (Kentucky '96) - 15th Season

**Executive Assistant to the Head Coach:** Bridget Graba - 13th Season

**Director of Operations:** Maddux Jeffreys (Auburn '20) - Second Season

**Director of Creative Content:** Steven Leonard (Indiana '17) - Second Season

**Chaplain:** Jeremy Napier (West Virginia State '07) - Second Season

**Graduate Assistant:** Geoff Gray (Emerson College '19) - Second Season

**Graduate Assistant:** Bryant Smith - Second Season

## PRONUNCIATION GUIDE

HASTON Alexander	HAY-stun
Chad Baker-MAZARA	MUH-ZARR-UH (like car)
LIOR Berman	LEE-oar
JOHNI Broome	JUH-nye (like dye)
ADEN Holloway	AY-den
Blake MUSCHALEK	MOO-SHUH-lek
ADDARIN Scott	UH-Dare-IN
JAYLIN Williams	JAY-lyn

## WEEKLY SCHEDULE

SUNDAY February 25	MONDAY February 26	TUESDAY February 27	WEDNESDAY February 28	THURSDAY February 29	FRIDAY March 1	SATURDAY March 2
OFF	Practice at 2:30 p.m. (practice gym)	BP Weekly Press Conference at 2:30 p.m. Practice at 3:30 p.m. (main)	Practice at 2:30 p.m. (practice gym)	BP Weekly Press Conference at 2:30 p.m. Practice at 3:30 p.m. (main)	Practice at 11:15 a.m. (practice gym) Team Travel to Athens, Ga.	Game Day vs. Mississippi St. 3:00 p.m. (Neville Arena)

# HEAD COACH BRUCE PEARL



Auburn Head Coach Bruce Pearl is in his 10th season on The Plains.

He has guided the Tigers to 194 wins in 10 seasons, the program's first-ever No. 1 ranking in both national polls and a memorable run to the NCAA Final Four in 2019.

The three-time SEC Coach of the Year's accomplishments also include two Southern Conference regular-

season championships, one SEC Tournament championship and four NCAA Tournament berths with the Tigers.

Pearl currently ranks No. 13 among active NCAA Division I coaches in career wins (656) and No. 8 all-time among winningest SEC coaches with 339 career victories at Auburn and Tennessee combined.

During the 2022-23 season, the Tigers continued to make history finishing the season with a 21-13 overall record – the 11th-most wins in program history. Auburn has now turned in 20-win seasons in five of the last six years and is the second-winningest program in the SEC in that span.

Auburn was ranked a program-best 32-consecutive weeks in The Associated Press Top 25 Poll and as high as No. 11 in the country during the season. It was one of 10 schools to be ranked in the AP Top 25 throughout the 2022 calendar year.

For the third-consecutive school year, the Tigers achieved a team GPA of 3.0 or higher and received the NABC Academic Excellence Award under Pearl.

Six Tigers have been drafted into the NBA and developed by Pearl and his coaching staff including All-Americans Jabari Smith (No. 3 overall in 2022) and Walker Kessler selected (No. 22 overall in 2022). Both are currently playing in the league along with Chuma Okeke (No. 16 overall in 2019), Isaac Okoro (No. 5 overall in 2020), JT Thor (No. 37 overall in 2021) and Sharife Cooper (No. 48 overall in 2021).

Pearl's teams have been just as successful off the court as Auburn has had 39 graduates since 2014 – the most in the SEC.

In 29 seasons as a head coach, he has guided his teams to the NCAA Tournament 21 times and a 656-262 (.715) winning record.

Pearl is the only head coach (football or men's basketball) in SEC history to lead two programs to a No. 1 national ranking (Auburn in 2022 and UT in 2008). Additionally, he is just one of three head coaches to take four programs (three at the Division I level) to the Sweet 16, joining Lon Kruger and Eddie Sutton.

Through the Bruce Pearl Family Foundation, he and his wife, Brandy, remain committed to giving back to those in Alabama, providing support to children and families facing challenging and life-altering illnesses through Children's Harbor.

In 2015-16, Pearl started AUTLIVE at Auburn to benefit patients in the state of Alabama in the fight against cancer. AUTLIVE also raises the awareness of cancer prevention and detection.

A native of Boston, Mass., Pearl graduated cum laude from Boston College in 1982 with a bachelor's degree in business administration. He is the proud father of four children, Jacqui, Steven, Leah and Michael, and enjoys spending time with his grandchildren.

## CAREER HONORS

- Three-Time SEC Coach of the Year (2006, 2008 and 2022)
- Three-Time Horizon League Coach of the Year (2002, 2003 and 2005)
- Two-Time GLVC Coach of the Year (1993 and 1994)
- 2019 NCAA Final Four appearance
- 2009 Maccabi Games Gold Medalist (Team USA)
- 2008 Adolph Rupp Cup Award recipient
- 2006 Sporting News Coach of the Year
- 1995 NABC Division II Coach of the Year
- 1995 NCAA Division II National Championship

## HEAD COACHING RECORD

Year	School	Record	Postseason
1992-93	Southern Indiana	22-7	NCAA Region 3rd Place
1993-94	Southern Indiana	28-4	NCAA Runner-Up
1994-95	Southern Indiana	29-4	NCAA Champions
1995-96	Southern Indiana	25-4	NCAA Sweet 16
1996-97	Southern Indiana	23-5	NCAA First Round
1997-98	Southern Indiana	27-6	NCAA Sweet 16
1998-99	Southern Indiana	26-6	NCAA Sweet 16
1999-00	Southern Indiana	25-6	NCAA Sweet 16
2000-01	Southern Indiana	26-4	NCAA First Round
<b>Total</b>		<b>231-46</b>	
2001-02	Milwaukee	16-13	-
2002-03	Milwaukee	24-8	NCAA First Round
2003-04	Milwaukee	20-11	NIT First Round
2004-05	Milwaukee	26-6	NCAA Sweet 16
<b>Total</b>		<b>86-38</b>	
2005-06	Tennessee	22-8	NCAA Second Round
2006-07	Tennessee	24-11	NCAA Sweet 16
2007-08	Tennessee	31-5	NCAA Sweet 16
2008-09	Tennessee	21-13	NCAA First Round
2009-10	Tennessee	28-9	NCAA Elite Eight
2010-11	Tennessee	19-15	-
<b>Total</b>		<b>145-61</b>	
2014-15	Auburn	15-20	-
2015-16	Auburn	11-20	-
2016-17	Auburn	6-14 #	-
2017-18	Auburn	26-8	NCAA Second Round
2018-19	Auburn	30-10	NCAA Final Four
2019-20	Auburn	25-6	(Canceled)
2020-21	Auburn	13-14	-
2021-22	Auburn	26-6 %	NCAA Second Round
2022-23	Auburn	21-13	NCAA Second Round
2023-24	Auburn	21-6	-
<b>Total</b>		<b>194-117</b>	
<b>Career</b>		<b>656-262 (.715)</b>	

# Denotes vacated games by the NCAA during the 2016-17 season

% Two wins credited to assistant coaches/then-acting head coaches Wes Flanigan and Steven Pearl during the 2021-22 season

# TOP PERFORMANCES UNDER PEARL AT AUBURN

## MOST POINTS TEAM

- 119, vs. Northwestern State (Nov. 27, 2015)  
119, vs. Winthrop (Nov. 24, 2017)
- 117, vs. Coastal Carolina (Dec. 15, 2016)
- 116, vs. CSUN (Nov. 15, 2019)
- 109, vs. UConn (Nov. 24, 2021)
- 109, at South Carolina (Jan. 23, 2021)

## MOST POINTS INDIVIDUAL

- 34, Bryce Brown vs. Dayton (Dec. 8, 2018)
- 33, Samir Doughty vs. CSUN (Nov. 15, 2019)
- 32, Samir Doughty at Tennessee (Mar. 7, 2020)
- 31, Jabari Smith vs. Vanderbilt (Feb. 16, 2022)  
31, Bryce Brown vs. Norfolk State (Nov. 10, 2017)  
31, Mustapha Heron vs. Winthrop (Nov. 24, 2017)  
31, Jared Harper at UAB (Dec. 15, 2018)
- 30, Johni Broome vs. Virginia Tech (Nov. 29, 2023)**

## MOST REBOUNDS TEAM

- 66, vs. Mississippi College (Nov. 14, 2018)
- 60, at Arkansas [OT] (Feb. 8, 2022)  
60, vs. Alabama (Feb. 12, 2020)
- 56, vs. Saint Joseph's (Nov. 26, 2020)
- 53, vs. Winthrop (Nov. 15, 2022)

## MOST REBOUNDS INDIVIDUAL

- 19, Walker Kessler at Arkansas [OT] (Feb. 8, 2022)  
19, Cinmeon Bowers at Middle Tennessee (Dec. 12, 2015)
- 18, Johni Broome vs. Georgia (Feb. 1, 2023)  
18, Cinmeon Bowers vs. Alabama (Jan. 19, 2016)  
18, Cinmeon Bowers vs. Ole Miss (Feb. 20, 2016)
- 17, Cinmeon Bowers vs. Milwaukee (Nov. 14, 2014)  
17, Cinmeon Bowers vs. Winthrop (Dec. 17, 2014)  
17, Cinmeon Bowers vs. Mississippi State (Jan. 21, 2015)  
17, Horace Spencer vs. Mississippi College (Nov. 14, 2018)  
17, Austin Wiley vs. Alabama (Feb. 12, 2020)

## MOST 3-POINTERS TEAM

- 22, vs. South Alabama (Dec. 4, 2020)
- 21, vs. Coastal Carolina (Dec. 15, 2016)
- 18, vs. South Alabama (Nov. 6, 2018)  
18, vs. LSU (Feb. 8, 2020)
- 17, vs. Northwestern State (Nov. 27, 2015)  
17, vs. Vanderbilt (Feb. 3, 2018)  
17, vs. Arkansas (Feb. 20, 2019)  
17, vs. North Carolina (Mar. 29, 2019)  
17, vs. CSUN (Nov. 15, 2019)

## MOST 3-POINTERS INDIVIDUAL

- 9, Bryce Brown at Arkansas (Feb. 17, 2016)
- 8, Kareem Canty at Middle Tennessee (Dec. 12, 2015)  
8, Bryce Brown vs. South Carolina (Mar. 3, 2018)  
8, Samir Doughty at Tennessee (Mar. 7, 2020)
- 7, Jabari Smith vs. Vanderbilt (Feb. 16, 2022)  
7, KT Harrell vs. Coastal Carolina (Dec. 5, 2014)  
7, Bryce Brown at Ole Miss (Jan. 9, 2019)  
7, Bryce Brown vs. Kansas (Mar. 23, 2019)  
7, Justin Powell vs. South Alabama (Dec. 4, 2020)

## MOST FT MADE TEAM

- 40, vs. Alabama (Feb. 7, 2024)**
- 36, vs. Missouri (Jan. 26, 2021)
- 33, vs. UConn (Nov. 24, 2021)  
33, vs. Kentucky (Feb. 1, 2020)
- 31, vs. Arkansas (Feb. 10, 2015)  
31, at Arkansas - Feb. 27, 2018)

## MOST FT MADE INDIVIDUAL

- 18, Sharife Cooper vs. Missouri (Jan. 26, 2021)
- 15, KT Harrell vs. Georgia (Mar. 3, 2015)  
15, Jared Harper at UAB (Dec. 15, 2018)
- 14, Jared Harper vs. Ole Miss (Jan. 7, 2017)  
14, Samir Doughty vs. Kentucky (Feb. 1, 2020)
- 12, Jabari Smith vs. UConn (Nov. 24, 2001)  
12, Desean Murray vs. Ole Miss (Jan. 9, 2018)  
12, Jared Harper vs. South Carolina (Mar. 15, 2019)

## MOST FT ATTEMPTED TEAM

- 50, vs. Alabama (Feb. 7, 2024)**  
46, at Missouri (Feb. 15, 2020)
- 44, vs. Kentucky (Feb. 1, 2020)  
44, vs. Missouri (Jan. 26, 2021)
- 43, vs. Saint Joseph's (Nov. 26, 2020)

## MOST FT ATTEMPTED INDIVIDUAL

- 21, Sharife Cooper vs. Missouri (Jan. 26, 2021)
- 18, Cinmeon Bowers vs. Missouri (Jan. 10, 2015)  
18, KT Harrell vs. LSU (Mar. 13, 2015)  
18, Austin Wiley vs. Alabama (Jan. 21, 2017)
- 17, Jared Harper vs. Ole Miss (Jan. 7, 2017)
- 16, Johni Broome vs. Houston (March 18, 2023)  
16, K.D. Johnson vs. UConn (Nov. 24, 2021)  
16, Cinmeon Bowers vs. LSU (Feb. 2, 2016)  
16, Jared Harper at UAB (Dec. 15, 2018)

## MOST ASSISTS TEAM

- 27, vs. CSUN (Nov. 15, 2019)
- 26, vs. Nebraska (Dec. 11, 2021)
- 25, at Ole Miss (Feb. 3, 2024)**  
**25, vs. Indiana (Dec. 9, 2023)**  
25, vs. Saint Peter's (Nov. 28, 2018)
- 24, vs. South Alabama (Nov. 6, 2018)  
24, vs. South Alabama (Dec. 4, 2020)

## MOST ASSISTS INDIVIDUAL

- 16, J'Von McCormick vs. CSUN (Nov. 15, 2019)
- 14, Jared Harper vs. Vanderbilt (Feb. 3, 2018)
- 13, Jared Harper vs. South Alabama (Nov. 6, 2018)
- 13, Jared Harper vs. North Carolina (Mar. 29, 2019)
- 12, Wendell Green Jr. at South Carolina (Jan. 21, 2023)

## MOST STEALS TEAM

- 20, vs. North Florida (Dec. 29, 2018)
- 18, vs. Tennessee (Feb. 22, 2020)
- 16, vs. Nebraska (Dec. 11, 2021)  
16, vs. Saint Peter's (Nov. 28, 2018)
- 15 vs. LSU (Jan. 13, 2024)**

## MOST STEALS INDIVIDUAL

- 5, Chad Baker-Mazara vs. LSU (Jan. 13, 2024)**  
5, Wendell Green Jr. at Mississippi State (March 2, 2022)  
5, Walker Kessler vs. Nebraska (Dec. 11, 2021)  
5, Zep Jasper vs. Nebraska (Dec. 11, 2021)  
5, K.D. Johnson vs. Syracuse (Nov. 26, 2021)  
5, K.D. Johnson vs. UConn (Nov. 24, 2021)  
5, K.C. Ross-Miller vs. Oregon State (Nov. 26, 2014)  
5, K.C. Ross-Miller vs. Middle Tennessee (Dec. 29, 2014)  
5, Antoine Mason at LSU (Feb. 5, 2015)  
5, Malik Dunbar vs. UNC Asheville (Dec. 4, 2018)  
5, Chuma Okeke vs. Murray State (Dec. 22, 2018)  
5, Chuma Okeke vs. North Florida (Dec. 29, 2018)  
5, J'Von McCormick vs. Tennessee (Feb. 22, 2020)

## MOST BLOCKS TEAM

- 14, vs. Texas A&M (Feb. 12, 2022)  
14, vs. Yale (Dec. 4, 2021)  
14, vs. LSU (Dec. 29, 2021)  
14, at Georgia (Jan. 13, 2021)  
14, vs. Missouri (Jan. 26, 2021)

## MOST BLOCKS INDIVIDUAL

- 12, Walker Kessler vs. Texas A&M (Feb. 12, 2022)
- 11, Walker Kessler vs. LSU (Dec. 29, 2021)
- 9, Walker Kessler vs. Jacksonville State (Mar. 18, 2022)
- 8, Johni Broome vs. Saint Louis (Nov. 27, 2022)  
8, Walker Kessler vs. Ole Miss (Feb. 23, 2022)  
8, Walker Kessler vs. Alabama (Feb. 1, 2022)

ASSOCIATED PRESS POLL

RK	TEAM	RECORD	PTS
1	Houston (53)	24-3	1540
2	Purdue (4)	25-3	1460
3	UConn (5)	25-3	1459
4	Tennessee	21-6	1338
5	Marquette	21-6	1243
6	Arizona	21-6	1188
7	Kansas	21-6	1156
8	Iowa State	21-6	1155
9	North Carolina	21-6	1130
10	Duke	21-6	976
<b>11</b>	<b>Auburn</b>	<b>21-6</b>	<b>862</b>
12	Creighton	20-8	738
13	Illinois	20-7	726
14	Alabama	19-8	695
15	Baylor	19-8	689
16	Kentucky	19-8	649
17	Saint Mary's	23-6	646
18	South Carolina	22-5	471
19	Washington State	21-7	361
20	San Diego State	21-7	305
21	Dayton	21-5	261
22	Utah State	22-5	207
23	Gonzaga	22-6	184
24	Florida	19-8	140
25	South Florida	21-5	127

Others receiving votes: BYU 92, Texas Tech 65, TCU 45, Clemson 45, Wake Forest 44, Wisconsin 42, Nevada 25, Colorado State 20, Arizona State 17, New Mexico 10, Florida Atlantic 8, Oklahoma 7, Nebraska 7, Mississippi State 5, Washington 4, Appalachian State 3, McNeese 1, Loyola Chicago 1, Indiana State 1, Northwestern 1, Boise State 1

COACHES POLL

RK	TEAM	RECORD	PTS
1	Houston (25)	24-3	791
2	UConn (3)	25-3	756
3	Purdue (4)	25-3	755
4	Tennessee	21-6	698
5	Marquette	21-6	616
6	Iowa State	21-6	605
7	Arizona	21-6	597
8	North Carolina	21-6	589
9	Kansas	21-6	582
10	Duke	21-6	461
<b>11</b>	<b>Auburn</b>	<b>21-6</b>	<b>426</b>
12	Creighton	20-8	412
13	Alabama	19-8	372
14	Baylor	19-8	353
15	Kentucky	19-8	351
16	Illinois	20-7	348
17	Saint Mary's	23-6	332
18	South Carolina	22-5	214
19	San Diego State	21-7	153
20	Dayton	21-5	152
21	Washington State	21-7	149
22	Gonzaga	22-6	132
23	Utah State	22-5	114
24	Florida	19-8	98
25	South Florida	21-5	57

Others receiving votes: BYU 53, Wake Forest 51, TCU 36, Texas Tech 35, Wisconsin 20, Oklahoma 19, Clemson 15, Nevada 14, Virginia 10, Appalachian State 8, Nebraska 8, Seton Hall 7, Loyola Chicago 3, Northwestern 3, Indiana State 2, James Madison 2, Boise State 1

LAST TIME TEAM

Defeated a ranked team at home \_\_\_\_\_ vs. **#11 South Carolina (2/14/24)**  
 Defeated a ranked team on the road \_\_\_\_\_ at #24 Alabama (1/11/22)  
 Defeated a ranked team at a neutral site \_\_\_\_\_ vs. #7 Kentucky (3/31/19)  
 Defeated a top-10 team at home \_\_\_\_\_ vs. #5 Tennessee (3/9/19)  
 Defeated a top-10 team on the road \_\_\_\_\_ at #8 Arkansas (1/23/93)  
 Defeated a top-10 team at a neutral site \_\_\_\_\_ vs. #7 Kentucky (3/31/19)  
 Won in overtime \_\_\_\_\_ at Mississippi State, 81-68 (OT) (3/2/22)  
 Lost in overtime \_\_\_\_\_ at #2 Alabama, 90-85 (OT) (3/1/23)  
 Won in double overtime \_\_\_\_\_ at Ole Miss, 83-82 (2OT) (1/28/20)  
 Lost in double overtime \_\_\_\_\_ vs. #22 UConn, 115-109 (2OT) (11/24/21)  
 Played back-to-back overtime games \_\_\_\_\_ at Arkansas, W 79-76 (OT) (2/5/20)  
 \_\_\_\_\_ vs. LSU, W 91-90 (OT) (2/8/20)  
 \_\_\_\_\_ vs. Alabama, W 95-91 (OT) (2/12/20)  
 Played in three-straight overtime games \_\_\_\_\_ at Arkansas, W 79-76 (OT) (2/5/20)  
 \_\_\_\_\_ vs. LSU, W 91-90 (OT) (2/8/20)  
 \_\_\_\_\_ vs. Alabama, W 95-91 (OT) (2/12/20)  
 Played at least three overtimes \_\_\_\_\_ vs. Georgia (SECT) (4OT) (3/1/79)  
**Shot 70% for a half \_\_\_\_\_ 73.3% (22-30) at Ole Miss (2nd) (2/3/24)**  
**Shot 70% for a half (SEC) \_\_\_\_\_ 73.3% (22-30) at Ole Miss (2nd) (2/3/24)**  
**Shot 60% for a game \_\_\_\_\_ 62.1% (36-58) at Georgia (2/24/24)**  
**Shot 60% for a game (SEC) \_\_\_\_\_ 62.1% (36-58) at Georgia (2/24/24)**  
 Shot less than 30% for game \_\_\_\_\_ 23.6% (13-55) at Tennessee (2/4/23)  
 Shot 100% from the FT line \_\_\_\_\_ 100% (6-6) vs. Long Beach State (12/23/11)  
**Shot 60% from 3-point line \_\_\_\_\_ 60.0% (12-20) vs. #11 South Carolina (2/14/24)**  
**Shot less than 30% in half \_\_\_\_\_ 28.1% (9-32) vs. #22 Kentucky (2/17/24)**  
 Shot less than 20% in half \_\_\_\_\_ 16.7% (4-24) vs. #2 Houston (2nd) (3/18/23)  
 Shot less than 10% in a half \_\_\_\_\_ 8.3% (2-24) vs. LSU (1st) (1/8/11)  
**Attempted 50 free throws \_\_\_\_\_ 50 vs. #16 Alabama (2/7/24)**  
 Attempted 40 free throws \_\_\_\_\_ 41 vs. #22 UConn (11/24/21)  
 Attempted 30 free throws in half \_\_\_\_\_ 30 vs. #12 Missouri (2nd) (1/26/21)  
**Made 40 free throws \_\_\_\_\_ 40 vs. #16 Alabama (2/7/24) \*new school record\***  
 Made 30 free throws \_\_\_\_\_ 33 vs. #22 UConn (11/24/21)  
**Made 30 free throws (SEC) \_\_\_\_\_ 40 vs. #16 Alabama (2/7/24) \*new school record\***  
**Made at least 10 3-point field goals \_\_\_\_\_ 14 at Georgia (2/24/24)**  
 Made at least 15 3-point field goals \_\_\_\_\_ 15 vs. Arkansas (12/30/20)  
 Failed to make 3-point field goal \_\_\_\_\_ vs. Kentucky (0-15) (1/19/13)  
 Had at least 60 rebounds \_\_\_\_\_ 60 at Arkansas [OT] (2/8/22)  
 Had at least 50 rebounds \_\_\_\_\_ 53 vs. Winthrop (11/15/22)  
 Had less than 20 rebounds \_\_\_\_\_ 19 vs. Arkansas (3/9/23)  
**Had at least 25 assists \_\_\_\_\_ 25 at Ole Miss (2/3/24)**  
**Had at least 20 assists \_\_\_\_\_ 22 vs. #11 South Carolina (2/14/24)**  
**Had at least 15 steals \_\_\_\_\_ 15 vs. LSU (1/13/24)**  
**Had at least 10 blocks \_\_\_\_\_ 12 vs. #16 Alabama (2/7/24)**  
 Had at least 15 blocks \_\_\_\_\_ 17 vs. Nicholls State (11/25/11)  
 Failed to make a blocked shot \_\_\_\_\_ 0 at #2 Alabama (3/1/23)  
 Had at least 25 lead changes \_\_\_\_\_ 27 at Arkansas (1/16/13)  
**Scored 50 points in a half \_\_\_\_\_ 52 at Georgia (2nd) (2/24/24)**  
**Scored 50 points in a half (SEC) \_\_\_\_\_ 52 at Georgia (2nd) (2/24/24)**  
 Scored 60 points in a half \_\_\_\_\_ 66 vs. CSUN (1st) (11/15/19)  
 Scored 60 points in a half (SEC) \_\_\_\_\_ 64 at Tennessee (2nd) (2/15/06)  
 Scored 70 points in a half \_\_\_\_\_ 72 vs. Northwestern State (2nd) (11/27/15)  
**Scored 100 points \_\_\_\_\_ 101 vs. #11 South Carolina (2/14/24)**  
**Scored 100 points (SEC) \_\_\_\_\_ 101 vs. #11 South Carolina (2/14/24)**  
 Scored under 20 points in 1st half \_\_\_\_\_ 19 at Tennessee (2/4/23),  
 \_\_\_\_\_ vs. Northwestern (11/23/22), vs. Clemson (3/18/18)  
 Scored under 20 points in 2nd half \_\_\_\_\_ 14 vs. Tulsa (11/24/14)  
 Scored under 10 points in a half \_\_\_\_\_ 6 vs. LSU (1st) (1/8/11)  
 Scored 35 or under points in a game \_\_\_\_\_ 35 vs. Tulsa (11/24/14)  
 Scored under 50 points in game \_\_\_\_\_ 43 at Tennessee (2/4/23),  
 \_\_\_\_\_ vs. Northwestern (11/23/22)  
 Scored under 50 points in game (SEC) \_\_\_\_\_ 43 at Tennessee (2/4/23)



# LAST TIME INDIVIDUAL


Scored at least 30 points	Johni Broome (30) vs. Virginia Tech (11/29/23)
Scored at least 35 points	Toney Douglas (38) vs. Nicholls State (11/24/04)
Scored at least 40 points	Wesley Person (44) vs. UAB (12/16/93)
Had two players with at least 20 points	Jaylin Williams (23) and Johni Broome (21) vs. #11 South Carolina (2/14/24)
Had three players with at least 20 points	Samir Doughty (26), J'Von McCormick (23), Devan Cambridge (21) vs. LSU (2/8/20)
Had two players with 25 points	Bryce Brown (26), Jared Harper (25) vs. Xavier (OT) (11/19/18)
Had two players with 25 points (SEC)	Chris Denson (30), KT Harrell (26) vs. Mississippi State (2/14/14)
Scored 20 points in a half	Jabari Smith (20, 2nd) at Florida (2/19/22)
Scored 20 points in 1st half	Bryce Brown (20) at Texas A&M (1/16/19)
Scored 20 points in 2nd half	Jabari Smith (20, 2nd) at Florida (2/19/22)
Scored 25 points in a half	Bryce Brown (25, 2nd) vs. Kentucky (1/19/19)
A player had back-to-back 20-point games	Jaylin Williams (20) vs. Alabama State (12/22/23); (21) vs. Chattanooga (12/30/23)
A player three consecutive 20-point games	Jabari Smith (27) at Tennessee (2/26/22); (27) at Mississippi State [OT] (3/2/22) vs. South Carolina (3/5/22)
A player had back-to-back 20-point SEC games	Johni Broome (20) vs. Missouri (2/14/23); (20) at Vanderbilt (2/18/23)
A player had back-to-back 25-point SEC games	Jabari Smith (27) at Tennessee (2/26/22); (27) at Mississippi State [OT] (3/2/22)
A player had three straight 25-point SEC games	Chris Denson (29) at LSU (2/8/14); (26) vs. Kentucky (2/12/14); (30) vs. Mississippi State (2/15/14)
A player had four straight 25-point SEC games	Chris Denson (25) at South Carolina (2/5/14); (29) at LSU (2/8/14); (26) vs. Kentucky (2/12/14); (30) vs. Mississippi State (2/15/14)
A player had five straight 25-point SEC games	Keenan Carpenter (44) vs. LSU (1/8/89); (28) vs. Mississippi State (2/11/89); (33) at Florida (2/15/89); (32) at Ole Miss (2/18/89); (29) vs. Kentucky (2/20/89)
A player had back-to-back 20-point games off the bench	Jamal Johnson (21) at Arkansas (12/30/20); (20) at Texas A&M (1/2/21)
Zero players scored in double figures	at Vanderbilt (1/7/12)
Only one player scored in double figures	Jamal Johnson (18) at UCF (11/30/20)
Five players scored in double figures	Jaylin Williams (16), Johni Broome (15), Tre Donaldson (10), Chad Baker-Mazara (15), K.D. Johnson (11) at Ole Miss (2/3/24)
Five players scored in double figures (SEC)	Jaylin Williams (16), Johni Broome (15), Tre Donaldson (10), Chad Baker-Mazara (15), K.D. Johnson (11) at Ole Miss (2/3/24)
All five starters scored in double figures	Allen Flanigan (23), Devan Cambridge (15), Jamal Johnson (14), Jaylin Williams (13), JT Thor (10) vs. Tennessee (2/27/21)
Six players scored in double figures	J. Williams (24), A. Holloway (24), K. Johnson (14), D. Jones (12), C. Baker-Mazara (11) and T. Donaldson (10) vs. Indiana (12/9/23)
Six players scored in double figures (SEC)	J. Smith (12), W. Kessler (15), K.D. Johnson (12), A. Flanigan (10), W. Green Jr. (12), J. Williams (13) vs. Georgia (1/19/22)
Had at least 15 rebounds	Johni Broome (18) vs. Georgia (2/1/23)
Had at least 15 rebounds (SEC)	Johni Broome (18) vs. Georgia (2/1/23)
Had at least 20 rebounds	Kelvin Ardister (20) vs. Tennessee (1/4/89)
Had at least 25 rebounds	Rex Frederick (25) at Ole Miss (1/6/58)
Had at least 20 pts & 20 reb	Kelvin Ardister (22 pts, 20 reb) vs. Tennessee (1/4/89)
Had at least 30 pts & 10 reb	Johni Broome (30 pts, 13 reb) vs. Virginia Tech (11/29/23)
Had two players with at least 10 rebounds	Johni Broome (14) and Jaylin Williams (11) at Alabama (1/24/24)
Had at least three players with 10 rebounds	Korvotney Barber (13), Quantez Robertson (10), Lucas Hargrove (10) at Virginia (12/20/08)
Had a double-double	Johni Broome (14 pts, 11 reb) vs. Kentucky (2/17/24)
Had a double-double before halftime	Johni Broome (13 pts, 12 reb) vs. Georgia (2/1/23)
Had two straight double-doubles	Johni Broome (30 pts, 13 reb) vs. Virginia Tech (11/29/23); (21 pts, 13 reb) at App State (12/3/23)
Had three straight double-doubles	Johni Broome (14 pts, 11 reb) vs. Florida (12/28/22); (22 pts, 12 reb) at Georgia (1/4/23); (10 pts, 10 reb) vs. Arkansas (1/7/23)
Had four straight double-doubles	Johni Broome (14 pts, 11 reb) vs. Florida (12/28/22); (22 pts, 12 reb) at Georgia (1/4/23); (10 pts, 10 reb) vs. Arkansas (1/7/23); (19 pts, 11 reb) at Ole Miss (1/10/23)
Had five straight double-doubles	Jeff Moore (26 pts, 11 reb) vs. Ole Miss (3/2/88); (20 pts, 11 reb) at LSU (3/5/88); (22 pts, 11 reb) vs. Georgia (3/11/88); (13 pts, 13 reb) vs. Bradley (3/17/88); (22 pts, 11 reb) vs. Oklahoma (3/19/88)
Had two players with a double-double	Johni Broome (19 pts, 12 reb); Allen Flanigan (10 pts, 10 reb) vs. Iowa (3/16/23)
Had a double-double with points and assists	Wendell Green Jr. (16 pts, 12 ast) at South Carolina (1/21/23)
Had a triple-double	Walker Kessler (12 pts, 11 reb, 12 blks) vs. Texas A&M (2/12/22)
Had 10 assists	Wendell Green Jr. (12) at South Carolina (1/21/23)
Had 15 assists	J'Von McCormick (16) vs. CSUN (11/15/19)
Had two players with at least five blocks	Devan Cambridge (5) and Jaylin Williams (5) at Georgia (1/13/21)
Had 10 blocks	Walker Kessler (11) vs. LSU (12/29/21)
Had five steals	Chad Baker-Mazara (5) vs. LSU (1/13/24)
Had five steals (SEC)	Chad Baker-Mazara (5) vs. LSU (1/13/24)
Made 30-straight free throws	Wendell Green Jr. (34) (2/22/23-3/16/23)
Hit buzzer-beater shot to win a game	T.J. Dunans vs. Mercer (3-pt FG, 76-74) (12/18/16)
Played more than 40 minutes	Samir Doughty (41) vs. Alabama (OT) (2/12/20)







**K.D. JOHNSON**  
 G | 6-0 | 190 | Sr.  
 Atlanta, Ga.  
 (Hargrave Military Academy (Va.))



**SEASON SUPERLATIVES**

**Points:** 14 vs. Texas A&M (1/9/24), vs. Indiana (12/9/23)  
**Field Goals Made:** 5 vs. Indiana (12/9/23)  
**Field Goals Attempted:** 10 vs. Kentucky (2/17/24), vs. Alabama (2/7/24)  
**3-Point Field Goals Made:** 3 vs. Alabama State (12/22/23)  
**3-Point Field Goals Attempted:**  
 5 vs. Alabama State (12/22/23), vs. Southeastern Louisiana (11/10/23)  
**Free Throws Made:** 6 vs. LSU (1/13/24), vs. Notre Dame (11/16/23)  
**Free Throws Attempted:** 7 vs. Notre Dame (11/16/23)  
**Rebounds:** 5 vs. Penn (1/2/24)  
**Assists:** 4 vs. Penn (1/2/24)  
**Blocks:** 2 vs. St. Bonaventure (11/17/23)  
**Steals:** 4 vs. UNC Asheville (12/13/23)  
**Minutes Played:** 25 vs. Kentucky (2/17/24)  
**Double-Figure Games:** 7  
**20-Point Games:** None  
**10-Rebound Games:** None  
**5-Steal Games:** None  
**Double-Doubles:** None  
**Dunks:** 5

**CAREER SUPERLATIVES**

**Points:** 27 vs. UConn (11/24/21)  
**Field Goals Made:** 9 at Tennessee (2/10/21), vs. Auburn (1/13/21)  
**Field Goals Attempted:** 22 at Georgia (2/5/22)  
**3-Point Field Goals Made:** 4 (five times)  
**3-Point Field Goals Attempted:** 9 vs. George Mason (11/7/22)  
**Free Throws Made:** 11 vs. UConn (11/24/21)  
**Free Throws Attempted:** 16 vs. UConn (11/24/21)  
**Rebounds:** 8 at Alabama (1/11/22)  
**Assists:** 7 vs. Jacksonville State (3/18/22)  
**Blocks:** 2 vs. St. Bonaventure (11/17/23), vs. Auburn (1/13/21)  
**Steals:** 5 vs. UConn (11/24/21), vs. Syracuse (11/26/21)  
**Minutes Played:** 37 vs. UConn (11/24/21)  
**Double-Figure Games:** 58  
**20-Point Games:** 9  
**10-Rebound Games:** None  
**5-Steal Games:** 2  
**Double-Doubles:** None  
**Dunks:** 11

**CAREER HONORS**

- 2022-23 Preseason All-SEC Second Team
- 2020-21 SEC All-Freshman Team
- SEC Freshman of the Week (Jan. 18, 2021)

**2023-24 GAME-BY-GAME STATISTICS**

Opponent	GS	Min.	FG-A	3FG-A	FT-A	O-D-T	PF	A	TO	BLK	STL	PTS
vs. Baylor	16	3-5	0-1	0-0	0-0-0	4	0	1	0	1	6	
SE Louisiana	19	4-9	2-5	3-3	0-2-2	2	3	0	0	0	13	
vs. Notre Dame	22	1-6	0-2	6-7	0-3-3	2	0	1	0	1	8	
vs. St. Bonaventure	18	4-7	1-4	0-0	0-0-0	2	3	0	2	1	9	
Alabama A&M	11	2-4	1-3	1-2	0-2-2	3	1	1	1	0	6	
Virginia Tech	12	1-6	0-3	0-0	0-2-2	6	0	1	0	1	2	
at App State	8	0-3	0-3	0-0	1-1-2	1	1	0	0	1	0	
vs. Indiana	19	5-9	1-2	3-3	0-2-2	3	3	0	0	1	14	
vs. UNC Asheville	15	2-4	1-2	1-2	0-3-3	2	2	0	0	4	6	
USC	17	2-6	0-2	1-2	1-0-1	3	0	3	0	1	5	
Alabama State	15	3-6	3-5	4-4	1-1-2	1	0	1	0	2	13	
Chattanooga	19	2-4	2-2	0-0	0-1-1	3	1	0	0	0	6	
Penn	22	3-6	1-4	4-6	2-3-5	1	4	0	0	1	11	
at Arkansas	19	2-8	0-2	2-2	0-2-2	2	2	1	0	0	6	
Texas A&M	21	4-8	2-3	4-6	1-2-3	0	2	0	0	2	14	
LSU	21	1-6	0-2	6-6	0-3-3	3	1	0	0	0	8	
at Vanderbilt	17	0-4	0-3	2-4	0-1-1	4	1	1	0	2	2	
Ole Miss	19	3-8	1-4	1-1	0-2-2	3	1	1	0	2	8	
at Alabama	22	3-7	0-4	2-2	0-2-2	4	2	2	1	0	8	
at Mississippi St.	22	1-6	0-2	0-0	0-1-1	1	1	1	0	3	2	
Vanderbilt	14	0-2	0-0	2-2	0-0-0	1	0	2	0	1	2	
at Ole Miss	13	4-4	1-1	2-2	1-1-2	2	3	0	0	1	11	
Alabama	21	2-10	1-3	2-4	0-0-0	3	1	0	1	3	7	
at Florida	20	4-7	1-4	3-6	0-3-3	1	0	3	0	0	12	
South Carolina	19	2-3	1-2	4-4	0-2-2	4	1	1	0	3	9	
Kentucky	25	3-10	0-2	0-0	1-1-2	3	1	1	2	1	6	
at Georgia	21	3-6	2-4	0-0	0-1-1	5	3	2	0	0	8	
at Tennessee												
Mississippi State												
at Missouri												
Georgia												


**JOHNSON'S CAREER STATISTICS**

SEASON	TEAM	GP-GS	MIN/AVG	Field Goals		3-Point		F-Throws		Rebounds				Scoring						
				FG-FGA	FG%	3FG-3FGA	3FG%	FT-FTA	FT%	OFF	DEF	TOT	AVG	PF-FO	A	TO	BLK	STL	PTS	AVG
2020-21	UGa	16-0	362/22.6	68-161	.422	24-62	.387	56-91	.615	11	33	44	2.8	45-0	19	34	3	29	216	13.5
2021-22	AUB	34-31	941/27.7	133-345	.386	45-155	.290	106-147	.721	19	78	97	2.9	87-0	53	62	2	64	417	12.3
2022-23	AUB	33-0	722/21.9	90-236	.381	36-108	.333	77-111	.694	15	48	63	1.9	76-0	43	50	1	36	293	8.9
2023-24	AUB	27-1	494/18.3	64-164	.390	21-74	.284	53-68	.779	8	41	49	1.8	69-2	37	24	6	36	202	7.5
<b>TOTAL FOR AUB</b>		<b>94-32</b>	<b>2157/22.9</b>	<b>287-745</b>	<b>.385</b>	<b>102-337</b>	<b>.303</b>	<b>236-326</b>	<b>.724</b>	<b>42</b>	<b>167</b>	<b>209</b>	<b>2.2</b>	<b>232-2</b>	<b>133</b>	<b>136</b>	<b>9</b>	<b>136</b>	<b>912</b>	<b>9.7</b>
<b>TOTAL</b>		<b>110-32</b>	<b>2519/22.9</b>	<b>355-906</b>	<b>.392</b>	<b>126-399</b>	<b>.316</b>	<b>292-417</b>	<b>.700</b>	<b>53</b>	<b>200</b>	<b>253</b>	<b>2.3</b>	<b>277-2</b>	<b>152</b>	<b>170</b>	<b>12</b>	<b>165</b>	<b>1128</b>	<b>10.3</b>

1

# ADEN HOLLOWAY

G | 6-1 | 178 | Fr.  
Charlotte, N.C.  
(Prolific Prep)



### SEASON SUPERLATIVES

**Points:** 24 vs. Indiana (12/9/23)  
**Field Goals Made:** 7 vs. Indiana (12/9/23)  
**Field Goals Attempted:** 15 vs. Baylor (11/7/23)  
**3-Point Field Goals Made:** 5 at Georgia (2/24/24), vs. Indiana (12/9/23)  
**3-Point Field Goals Attempted:** 10 vs. LSU (1/13/24)  
**Free Throws Made:** 5 vs. Indiana (12/9/23), vs. Alabama A&M (11/21/23)  
**Free Throws Attempted:** 7 vs. Alabama A&M (11/21/23)  
**Rebounds:** 5 at Arkansas (1/6/24)  
**Assists:** 6 (three times)  
**Blocks:** 1 vs. Baylor (11/7/23)  
**Steals:** 3 vs. Virginia Tech (11/29/23)  
**Minutes Played:** 26 at Appalachian State (12/3/23), vs. Baylor (11/7/23)  
**Double-Figure Games:** 9  
**20-Point Games:** None  
**10-Rebound Games:** None  
**10-Assist Games:** None  
**5-Steal Games:** None  
**Double-Doubles:** None  
**Dunks:** None

### CAREER SUPERLATIVES

**Points:** 24 vs. Indiana (12/9/23)  
**Field Goals Made:** 7 vs. Indiana (12/9/23)  
**Field Goals Attempted:** 15 vs. Baylor (11/7/23)  
**3-Point Field Goals Made:** 5 at Georgia (2/24/24), vs. Indiana (12/9/23)  
**3-Point Field Goals Attempted:** 10 vs. LSU (1/13/24)  
**Free Throws Made:** 5 vs. Indiana (12/9/23), vs. Alabama A&M (11/21/23)  
**Free Throws Attempted:** 7 vs. Alabama A&M (11/21/23)  
**Rebounds:** 5 at Arkansas (1/6/24)  
**Assists:** 6 (three times)  
**Blocks:** 1 vs. Baylor (11/7/23)  
**Steals:** 3 vs. Virginia Tech (11/29/23)  
**Minutes Played:** 26 at Appalachian State (12/3/23), vs. Baylor (11/7/23)  
**Double-Figure Games:** 9  
**20-Point Games:** None  
**10-Rebound Games:** None  
**10-Assist Games:** None  
**5-Steal Games:** None  
**Double-Doubles:** None  
**Dunks:** None

### CAREER HONORS

- Two-Time SEC Freshman of the Week (11/13/23 and 12/11/23)
- 2023 McDonald's High School All-American

### 2023-24 GAME-BY-GAME STATISTICS

Opponent	GS	Min.	FG-A	3FG-A	FT-A	O-D-T	PF	A	TO	BLK	STL	PTS
vs. Baylor		26	6-15	4-8	3-5	0-3-3	0	6	3	1	0	19
SE Louisiana		22	4-10	3-8	0-0	0-0-0	2	3	0	0	0	11
vs. Notre Dame	*	22	5-9	4-5	1-1	1-0-1	1	5	2	0	0	15
vs. St. Bonaventure*		24	2-10	2-7	2-2	0-0-0	2	3	2	0	0	8
Alabama A&M	*	22	3-9	2-7	5-7	0-1-1	1	2	0	0	0	13
Virginia Tech	*	22	0-7	0-2	0-0	0-1-1	2	2	1	0	3	0
at App State	*	26	2-10	0-6	4-5	0-0-0	3	2	1	0	0	8
vs. Indiana	*	22	7-11	5-8	5-5	0-1-1	2	2	0	0	0	24
vs. UNC Asheville	*	20	3-11	1-5	0-0	1-1-2	0	5	1	0	0	7
USC	*	23	5-10	4-7	1-2	0-2-2	2	6	0	0	0	15
Alabama State	*	19	2-6	2-6	0-0	0-1-1	1	4	2	0	0	6
Chattanooga	*	21	2-10	2-8	2-2	0-4-4	1	5	0	0	0	8
Penn	*	18	1-5	1-5	0-0	0-1-1	1	6	1	0	1	3
at Arkansas	*	20	2-9	1-4	0-0	1-4-5	1	0	0	0	0	5
Texas A&M	*	18	2-6	2-6	0-0	0-1-1	1	1	1	0	0	6
LSU	*	22	5-13	3-10	0-0	0-1-1	1	3	1	0	1	13
at Vanderbilt	*	19	3-8	2-6	2-2	0-1-1	4	1	1	0	0	10
Ole Miss	*	22	3-7	1-4	2-2	1-0-1	0	3	0	0	1	9
at Alabama	*	22	0-7	0-5	2-3	1-1-2	0	3	1	0	0	2
at Mississippi St.		19	2-8	2-7	1-2	0-2-2	2	1	3	0	0	7
Vanderbilt		15	0-5	0-5	1-2	0-3-3	1	2	1	0	0	1
at Ole Miss		15	2-5	1-4	1-2	0-0-0	1	3	1	0	0	6
Alabama		15	1-6	1-5	3-4	1-0-1	0	1	0	0	1	6
at Florida		15	0-5	0-2	0-0	0-2-2	2	1	0	0	0	0
South Carolina		10	1-3	0-2	0-0	0-2-2	0	3	0	0	1	2
Kentucky		15	1-5	0-3	2-3	0-2-2	0	0	0	0	1	4
at Georgia	*	28	5-10	5-8	0-0	0-1-1	1	3	1	0	0	15
at Tennessee												
Mississippi State												
at Missouri												
Georgia												

### HOLLOWAY'S CAREER STATISTICS

SEASON	TEAM	GP-GS	MIN/AVG	Field Goals		3-Point		F-Throws		Rebounds				Scoring						
				FG-FGA	FG%	3FG-3FGA	3FG%	FT-FTA	FT%	OFF	DEF	TOT	AVG	PF-FO	A	TO	BLK	STL	PTS	AVG
2023-24	AUB	27-18	546/20.2	69-220	.314	48-153	.314	37-49	.755	6	35	41	1.5	32-0	76	23	1	9	223	8.3
<b>TOTAL</b>		<b>27-18</b>	<b>546/20.2</b>	<b>69-220</b>	<b>.314</b>	<b>48-153</b>	<b>.314</b>	<b>37-49</b>	<b>.755</b>	<b>6</b>	<b>35</b>	<b>41</b>	<b>1.5</b>	<b>32-0</b>	<b>76</b>	<b>23</b>	<b>1</b>	<b>9</b>	<b>223</b>	<b>8.3</b>

2

**JAYLIN WILLIAMS**  
 F | 6-8 | 245 | Gr.  
 Nahunta, Ga.  
 (Brantley County HS)



**SEASON SUPERLATIVES**

**Points:** 24 vs. Indiana (12/9/23)  
**Field Goals Made:** 9 vs. Chattanooga (12/30/23)  
**Field Goals Attempted:** 14 vs. Indiana (12/9/23)  
**3-Point Field Goals Made:** 5 vs. South Carolina (2/14/24)  
**3-Point Field Goals Attempted:** 7 vs. South Carolina (2/14/24)  
**Free Throws Made:** 9 vs. Alabama (2/7/24)  
**Free Throws Attempted:** 10 vs. Alabama (2/7/24)  
**Rebounds:** 11 at Alabama (1/24/24)  
**Assists:** 7 vs. Indiana (12/9/23)  
**Blocks:** 2 (three times)  
**Steals:** 3 vs. Alabama A&M (11/21/23)  
**Minutes Played:** 35 vs. Texas A&M (1/9/24)  
**Double-Figure Games:** 16  
**20-Point Games:** 8  
**10-Rebound Games:** 2  
**5-Steal Games:** None  
**Double-Doubles:** 1  
**Dunks:** 28

**CAREER SUPERLATIVES**

**Points:** 26 vs. Alabama (2/7/24)  
**Field Goals Made:** 9 vs. Chattanooga (12/30/23), vs. Georgia (2/2/21)  
**Field Goals Attempted:** 15 vs. Mississippi State (1/14/23)  
**3-Point Field Goals Made:** 6 at Ole Miss (1/6/21)  
**3-Point Field Goals Attempted:** 10 at Ole Miss (1/6/21)  
**Free Throws Made:** 9 vs. Alabama (2/7/24)  
**Free Throws Attempted:** 10 vs. Alabama (2/7/24), vs. Tennessee (2/27/21)  
**Rebounds:** 11 (three times)  
**Assists:** 8 vs. Memphis (12/12/20)  
**Blocks:** 5 at Georgia (1/13/21)  
**Steals:** 4 vs. Texas Southern (11/18/22)  
**Minutes Played:** 37 vs. Saint Joseph's (11/26/20)  
**Double-Figure Games:** 58  
**20-Point Games:** 12  
**10-Rebound Games:** 5  
**Double-Doubles:** 2  
**Dunks:** 73

**CAREER HONORS**

- SEC Player of the Week (12/11/13)
- 2023 Legends Classic All-Tournament Team
- Three-Time SEC Academic Honor Roll (2020-21, 2021-22 and 2022-23)
- 2022-23 SEC Community Service Team
- 2022 Cancun Challenge Tournament MVP (Riviera Division)
- 2022 Cancun Challenge All-Tournament Team (Riviera Division)

**2023-24 GAME-BY-GAME STATISTICS**

Opponent	GS	Min.	FG-A	3FG-A	FT-A	O-D-T	PF	A	TO	BLK	STL	PTS	
vs. Baylor	*	26	2-6	0-1	0-0	2-4-6	1	1	2	1	0	4	
SE Louisiana	*	21	2-7	2-5	3-4	2-1-3	1	2	1	2	1	9	
vs. Notre Dame	*	22	5-9	1-3	0-0	1-6-7	0	2	1	2	0	11	
vs. St. Bonaventure*		22	4-6	0-1	3-3	3-7-10	2	1	2	0	1	11	
Alabama A&M	*	18	3-4	1-2	3-4	1-5-6	0	1	0	1	3	10	
Virginia Tech	*	13	1-4	0-1	1-1	2-3-5	4	2	1	0	2	3	
at App State	*	22	3-5	0-1	0-1	0-3-3	2	0	1	0	0	6	
vs. Indiana	*	29	8-14	2-4	6-9	2-4-6	3	7	0	1	1	24	
vs. UNC Asheville	*	18	3-6	0-0	2-2	1-3-4	1	3	2	0	2	8	
USC	*	26	6-9	2-4	0-1	0-3-3	2	2	0	0	0	14	
Alabama State	*	20	7-10	0-3	6-6	0-3-3	2	1	2	0	1	20	
Chattanooga	*	18	9-9	2-2	1-1	3-2-5	0	1	1	0	1	21	
Penn	*	28	3-7	2-5	0-0	2-1-3	0	3	1	1	0	8	
at Arkansas	*	25	5-9	1-3	0-0	0-3-3	0	1	1	0	0	11	
Texas A&M	*	35	8-10	1-2	5-5	1-7-8	2	3	1	0	0	22	
LSU	*	24	2-2	2-2	3-5	1-6-7	3	3	2	0	1	9	
at Vanderbilt	*	28	7-7	2-2	5-5	2-6-8	1	3	1	1	1	21	
Ole Miss	*	22	5-7	1-1	2-2	1-0-1	2	1	1	1	0	13	
at Alabama	*	29	3-9	0-3	1-2	2-9-11	1	0	2	0	1	7	
at Mississippi St.	*	26	3-11	0-4	4-4	2-3-5	0	3	1	0	1	10	
Vanderbilt	*	27	7-9	3-4	4-6	1-1-2	3	4	1	0	1	21	
at Ole Miss	*	28	6-11	1-4	3-4	2-3-5	2	2	3	0	0	16	
Alabama	*	31	8-13	1-3	9-10	1-5-6	3	1	0	2	1	26	
at Florida	*	21	3-10	0-1	0-0	0-0-0	1	0	2	0	0	6	
South Carolina	*	24	8-11	5-7	2-2	1-1-2	3	1	0	0	2	23	
Kentucky	*	24	1-5	0-2	1-2	0-0-0	0	1	1	0	1	3	
at Georgia	DNP												
at Tennessee													
Mississippi State													
at Missouri													
Georgia													

**WILLIAMS' CAREER STATISTICS**

SEASON	TEAM	GP-GS	MIN/AVG	Field Goals		3-Point		F-Throws		Rebounds				Scoring						
				FG-FGA	FG%	3FG-3FGA	3FG%	FT-FTA	FT%	OFF	DEF	TOT	AVG	PF-FO	A	TO	BLK	STL	PTS	AVG
2019-20	AUB	14-0	100/7.1	15-28	.536	1-9	.111	3-3	1.000	8	17	25	1.8	12-0	6	6	5	6	34	2.4
2020-21	AUB	27-27	713/26.4	116-224	.518	32-94	.340	31-49	.633	36	91	127	4.7	66-0	54	49	39	18	295	10.9
2021-22	AUB	33-0	462/14.0	72-151	.477	15-51	.294	27-33	.818	33	55	88	2.7	57-1	27	30	16	8	186	5.6
2022-23	AUB	33-33	918/27.8	136-292	.466	40-113	.354	56-73	.767	41	113	154	4.7	78-2	74	39	25	35	368	11.2
2023-24	AUB	26-26	632/24.3	122-210	.581	29-70	.414	64-79	.810	33	89	122	4.7	39-0	49	30	12	21	337	13.0
<b>TOTAL</b>		<b>133-86</b>	<b>2825/21.2</b>	<b>461-905</b>	<b>.509</b>	<b>117-337</b>	<b>.347</b>	<b>181-237</b>	<b>.764</b>	<b>151</b>	<b>365</b>	<b>516</b>	<b>3.9</b>	<b>252-3</b>	<b>210</b>	<b>154</b>	<b>97</b>	<b>88</b>	<b>1220</b>	<b>9.2</b>

3

# TRE DONALDSON

G | 6-3 | 200 | So.  
Tallahassee, Fla.  
(Florida State Univ. School)



### SEASON SUPERLATIVES

**Points:** 15 vs. UNC Asheville (12/13/23)  
**Field Goals Made:** 6 vs. UNC Asheville (12/13/23)  
**FG Attempted:** 12 at Appalachian State (12/3/23)  
**3-Point Field Goals Made:** 2 (six times)  
**3-Point Field Goals Attempted:**  
 5 vs. Penn (1/2/24), at Appalachian State (12/3/23)  
**Free Throws Made:** 4 (three times)  
**Free Throws Attempted:** 4 (four times)  
**Rebounds:** 7 (three times)  
**Assists:** 6 at Ole Miss (2/3/24), vs. Texas A&M (1/9/24)  
**Blocks:** None  
**Steals:** 2 (five times)  
**Minutes Played:** 25 at Ole Miss (2/3/24)  
**Double-Figure Games:** 9  
**20-Point Games:** None  
**10-Rebound Games:** None  
**5-Steal Games:** None  
**Double-Doubles:** None  
**Dunks:** 2

### CAREER SUPERLATIVES

**Points:** 15 vs. UNC Asheville (12/13/23)  
**Field Goals Made:** 6 vs. UNC Asheville (12/13/23)  
**Field Goals Attempted:** 12 at Appalachian State (12/3/23)  
**3-Point Field Goals Made:** 3 vs. Iowa (3/16/23)  
**3-Point Field Goals Attempted:**  
 5 vs. Penn (1/2/24), at Appalachian State (12/3/23)  
**Free Throws Made:** 4 (three times)  
**Free Throws Attempted:** 4 (four times)  
**Rebounds:** 7 (three times)  
**Assists:** 7 at Washington (12/21/22)  
**Blocks:** 1 vs. Houston (3/18/23)  
**Steals:** 4 at USC (12/18/22)  
**Minutes Played:** 25 at Ole Miss (2/3/24)  
**Double-Figure Games:** 11  
**20-Point Games:** None  
**10-Rebound Games:** None  
**Double-Doubles:** None  
**Dunks:** 4

### CAREER HONORS

• 2022-23 First-Year SEC Academic Honor Roll

### 2023-24 GAME-BY-GAME STATISTICS

Opponent	GS	Min.	FG-A	3FG-A	FT-A	O-D-T	PF	A	TO	BLK	STL	PTS
vs. Baylor	*	14	2-3	0-1	2-2	0-3-3	4	1	4	0	0	6
SE Louisiana	*	18	1-4	1-2	0-0	0-3-3	2	4	1	0	0	3
vs. Notre Dame		16	4-6	2-4	0-0	0-1-1	2	5	0	0	1	10
vs. St. Bonaventure		16	1-2	1-2	0-0	0-0-0	0	3	3	0	0	3
Alabama A&M	*	21	2-5	0-1	2-2	1-2-3	1	3	3	0	0	6
Virginia Tech		18	4-6	1-1	0-0	2-0-2	0	3	0	0	1	9
at App State		23	5-12	2-5	0-0	2-1-3	1	5	2	0	1	12
vs. Indiana		18	4-7	2-4	0-0	0-7-7	1	3	0	0	2	10
vs. UNC Asheville		19	6-8	0-2	3-4	0-0-0	2	2	1	0	0	15
USC		16	3-4	0-0	1-1	0-2-2	0	5	1	0	2	7
Alabama State		20	2-5	1-2	0-1	0-3-3	1	4	3	0	1	5
Chattanooga		16	1-3	0-1	4-4	1-1-2	0	4	0	0	0	6
Penn		21	2-9	2-5	0-0	1-3-4	0	3	0	0	1	6
at Arkansas		20	5-6	1-1	0-0	0-7-7	1	4	1	0	0	11
Texas A&M		21	1-5	0-3	2-2	0-0-0	0	6	3	0	0	4
LSU		17	3-5	0-1	4-4	1-2-3	0	3	1	0	2	10
at Vanderbilt		21	2-3	1-2	0-0	0-2-2	3	0	3	0	0	5
Ole Miss		17	1-2	1-2	0-0	0-0-0	1	3	1	0	1	3
at Alabama		18	3-5	2-3	0-0	0-1-1	0	3	0	0	1	8
at Mississippi St.	*	21	2-5	0-1	2-3	0-3-3	1	2	1	0	2	6
Vanderbilt	*	23	1-5	0-1	0-0	2-5-7	1	5	4	0	2	2
at Ole Miss	*	25	4-8	2-3	0-0	0-0-0	0	6	1	0	1	10
Alabama	*	23	5-9	0-0	4-4	1-5-6	1	4	2	0	1	14
at Florida	*	24	2-5	0-3	0-0	0-3-3	1	2	3	0	1	4
South Carolina	*	20	5-8	0-0	1-1	0-0-0	1	4	0	0	2	11
Kentucky	*	11	0-3	0-1	1-2	0-3-3	4	0	2	0	1	1
at Georgia		12	0-2	0-1	0-1	0-2-2	1	0	0	0	0	0
at Tennessee												
Mississippi State												
at Missouri												
Georgia												

### DONALDSON'S CAREER STATISTICS

SEASON	TEAM	GP-GS	MIN/AVG	Field Goals			3-Point		F-Throws		Rebounds				Scoring					
				FG-FGA	FG%	3FG-3FGA	3FG%	FT-FTA	FT%	OFF	DEF	TOT	AVG	PF-FO	A	TO	BLK	STL	PTS	AVG
2022-23	AUB	32-0	337/10.5	28-73	.384	13-32	.406	11-20	.550	3	43	46	1.4	32-1	39	19	1	21	80	2.5
2023-24	AUB	27-10	514/19.0	71-145	.490	19-52	.365	26-31	.839	11	59	70	2.6	29-0	87	40	0	23	187	6.9
<b>TOTAL</b>		<b>59-10</b>	<b>850/14.4</b>	<b>99-218</b>	<b>.454</b>	<b>32-84</b>	<b>.381</b>	<b>37-51</b>	<b>.725</b>	<b>14</b>	<b>102</b>	<b>116</b>	<b>2.0</b>	<b>61-1</b>	<b>126</b>	<b>59</b>	<b>1</b>	<b>44</b>	<b>267</b>	<b>4.5</b>

# 4

## JOHNI BROOME

F/C | 6-10 | 240 | Jr.  
Plant City, Fla.  
(Morehead State)



### SEASON SUPERLATIVES

**Points:** 30 vs. Virginia Tech (11/29/23)  
**Field Goals Made:** 11 at Alabama (1/24/24), vs. Virginia Tech (11/29/23)  
**Field Goals Attempted:** 19 vs. Virginia Tech (11/29/23)  
**3-Point Field Goals Made:** 4 vs. South Carolina (2/14/24)  
**3-Point Field Goals Attempted:** 5 vs. South Carolina (2/14/24)  
**Free Throws Made:** 9 vs. Alabama (2/7/24)  
**Free Throws Attempted:** 13 vs. Virginia Tech (11/29/23)  
**Rebounds:** 14 at Alabama (1/24/24)  
**Assists:** 7 at Ole Miss (2/3/24)  
**Blocks:** 5 (three times)  
**Steals:** 3 (four times)  
**Minutes Played:** 34 at Mississippi State (1/27/24)  
**Double-Figure Games:** 25  
**30-Point Games:** 1  
**20-Point Games:** 5  
**10-Rebound Games:** 11  
**Double-Doubles:** 11  
**Dunks:** 22

### CAREER SUPERLATIVES

**Points:** 32 vs. Murray State (3/5/22)  
**Field Goals Made:** 13 vs. Murray State (3/5/22)  
**Field Goals Attempted:** 21 at Xavier (12/15/21)  
**3-Point Field Goals Made:** 4 vs. South Carolina (2/14/24)  
**3-Point Field Goals Attempted:** 5 vs. South Carolina (2/14/24), at Georgia (1/4/23)  
**Free Throws Made:** 9 vs. Alabama (2/7/24), vs. Presbyterian (12/6/21)  
**Free Throws Attempted:** 16 vs. Houston (3/18/23)  
**Rebounds:** 18 vs. Georgia (2/1/23), vs. Belmont (1/20/22)  
**Assists:** 7 at Ole Miss (2/3/24)  
**Blocks:** 12 vs. UT Martin (2/16/22)  
**Steals:** 4 vs. Colgate (12/2/22)  
**Minutes Played:** 37 at Murray State (1/29/22)  
**Double-Figure Games:** 108  
**30-Point Games:** 2  
**20-Point Games:** 27  
**10-Rebound Games:** 57  
**Double-Doubles:** 57  
**Dunks:** 91

### CAREER HONORS

- USBWA Oscar Robertson National Player of the Week (Feb. 5, 2024)
- SEC Player of the Week (Feb. 5, 2024)
- 2023-24 John R. Wooden Player of the Year Award Late Season Top 20 Watch List
- 2023 Legends Classic MVP and All-Tournament Team
- 2023-24 Naismith Trophy Player of the Year Watch List
- 2023-24 Preseason All-SEC First Team (Coaches and Media)
- 2023-24 Kareem Abdul-Jabbar Center of the Year Award Top 10 Watch List
- 2022-23 All-SEC Second Team
- 2022-23 USBWA All-District IV Team
- 2022 Cancun Challenge All-Tournament Team (Riviera Division)
- 2022-23 First-Year SEC Academic Honor Roll
- 2023 NABC Honors Court
- Two-Time NABC All-District 18 First Team (2020-21 and 2021-22)
- 2021-22 Ohio Valley Conference Defensive Player of the Year
- 2020-21 OVC Freshman of the Year
- Two-Time All-OVC First Team (2020-21 and 2021-22)
- Two-Time OVC All-Tournament Team (2020-21 and 2021-22)

### 2023-24 GAME-BY-GAME STATISTICS

Opponent	GS	Min.	FG-A	3FG-A	FT-A	O-D-T	PF	A	TO	BLK	STL	PTS
vs. Baylor	*	25	4-10	2-3	6-10	5-6-11	6	2	1	1	0	16
SE Louisiana	*	24	7-12	1-1	3-3	2-9-11	4	2	2	2	1	18
vs. Notre Dame	*	19	7-11	1-2	0-1	2-4-6	4	4	3	1	0	15
vs. St. Bonaventure*		21	7-11	0-2	4-11	1-4-5	3	1	2	0	0	18
Alabama A&M		21	3-7	0-2	4-6	2-3-5	2	2	2	0	1	10
Virginia Tech	*	26	11-19	0-2	8-13	7-6-13	1	0	2	3	1	30
at App State	*	27	10-16	0-3	1-7	4-9-13	2	1	2	2	0	21
vs. Indiana	*	21	1-6	0-1	0-0	2-5-7	4	3	1	2	2	2
vs. UNC Asheville	*	20	2-3	0-1	2-2	2-4-5	1	3	0	1	1	6
USC	*	23	4-14	0-2	3-3	1-2-3	0	0	0	4	0	11
Alabama State	*	23	5-9	0-2	6-9	3-10-13	2	1	4	3	3	16
Chattanooga	*	20	9-12	0-1	2-2	2-3-5	2	0	1	4	0	18
Penn	*	28	9-10	3-4	3-4	1-11-12	1	2	2	3	1	24
at Arkansas	*	25	7-13	0-2	0-0	3-5-8	1	3	2	2	2	14
Texas A&M	*	28	1-4	0-0	8-10	1-6-7	1	2	2	4	0	10
LSU	*	22	6-12	1-1	5-6	2-5-7	4	1	0	0	3	18
at Vanderbilt	*	24	6-12	0-2	3-5	5-7-12	2	2	1	1	3	15
Ole Miss	*	21	5-9	1-2	2-2	2-3-5	2	2	4	1	3	13
at Alabama	*	25	11-17	1-2	2-2	4-10-14	5	1	1	5	0	25
at Mississippi St.	*	34	5-7	1-1	3-3	0-7-7	2	2	1	3	1	14
Vanderbilt	*	24	7-11	2-2	0-0	3-8-11	2	4	1	5	1	16
at Ole Miss	*	25	7-13	1-3	0-2	2-7-9	4	7	1	3	0	15
Alabama	*	26	7-16	1-4	9-11	1-6-7	0	2	1	5	2	24
at Florida	*	28	6-11	1-2	1-8	1-6-7	3	1	2	2	0	14
South Carolina	*	22	8-15	4-5	1-3	0-2-2	1	0	0	2	0	21
Kentucky	*	31	5-13	0-3	4-4	6-5-11	4	2	1	3	1	14
at Georgia	*	26	7-10	1-2	1-4	5-8-13	3	2	3	2	0	16
at Tennessee												
Mississippi State												
at Missouri												
Georgia												

### BROOME'S CAREER STATISTICS

SEASON	TEAM	GP-GS	MIN/AVG	Field Goals		3-Point		F-Throws		Rebounds				Scoring						
				FG-FGA	FG%	3FG-3FGA	3FG%	FT-FTA	FT%	OFF	DEF	TOT	AVG	PF-FO	A	TO	BLK	STL	PTS	AVG
2020-21	More	30-27	776/25.9	172-302	.570	0-0	.000	68-110	.618	91	179	270	9.0	61-0	20	57	56	18	412	13.7
2021-22	More	34-34	961/28.3	244-440	.555	0-5	.000	84-132	.636	112	246	358	10.5	84-1	41	81	131	24	572	16.8
2022-23	AUB	33-33	875/26.5	194-368	.527	9-31	.290	70-125	.560	96	181	277	8.4	99-4	44	57	78	29	467	14.2
2023-24	AUB	27-26	663/24.6	167-303	.551	21-57	.368	79-131	.603	69	164	233	8.6	66-2	52	42	64	26	434	16.1
<b>TOTAL FOR AUB</b>		<b>60-59</b>	<b>1538/25.6</b>	<b>361-671</b>	<b>.538</b>	<b>30-88</b>	<b>.341</b>	<b>149-256</b>	<b>.582</b>	<b>165</b>	<b>345</b>	<b>510</b>	<b>8.5</b>	<b>165-6</b>	<b>96</b>	<b>99</b>	<b>142</b>	<b>55</b>	<b>901</b>	<b>15.0</b>
<b>TOTAL</b>		<b>124-120</b>	<b>3275/26.4</b>	<b>777-1413</b>	<b>.550</b>	<b>30-93</b>	<b>.323</b>	<b>301-498</b>	<b>.604</b>	<b>368</b>	<b>770</b>	<b>1138</b>	<b>9.2</b>	<b>310-7</b>	<b>157</b>	<b>237</b>	<b>329</b>	<b>97</b>	<b>1885</b>	<b>15.2</b>



5

**CHRIS MOORE**  
 F | 6-6 | 220 | Sr.  
 West Memphis, Ark.  
 (West Memphis HS)



**SEASON SUPERLATIVES**

**Points:** 10 vs. Notre Dame (11/16/23)  
**Field Goals Made:** 3 vs. UNC Asheville (12/13/23), vs. Notre Dame (11/16/23)  
**Field Goals Attempted:** 4 (three times)  
**3-Point Field Goals Made:** 1 (three times)  
**3-Point Field Goals Attempted:** 2 at Mississippi State (1/27/24)  
**Free Throws Made:** 4 vs. Alabama State (12/22/23)  
**Free Throws Attempted:** 4 (three times)  
**Rebounds:** 5 (three times)  
**Assists:** 5 vs. Chattanooga (12/30/23)  
**Blocks:** 2 vs. Baylor (11/7/23)  
**Steals:** 3 vs. Alabama (2/7/24)  
**Minutes Played:** 23 vs. Alabama A&M (11/21/23), vs. Baylor (11/7/23)  
**Double-Figure Games:** 1  
**20-Point Games:** None  
**10-Rebound Games:** None  
**5-Steal Games:** None  
**Double-Doubles:** None  
**Dunks:** 2

**CAREER SUPERLATIVES**

**Points:** 16 vs. ULM (11/12/21)  
**Field Goals Made:** 5 at Washington (12/21/22), vs. ULM (11/12/21)  
**Field Goals Attempted:** 9 vs. ULM (11/12/21)  
**3-Point Field Goals Made:** 3 vs. Texas Southern (11/18/22), vs. Missouri (1/26/21)  
**3-Point Field Goals Attempted:** 4 vs. Georgia (2/1/23), vs. Texas Southern (11/18/22)  
**Free Throws Made:** 6 vs. ULM (11/12/21)  
**Free Throws Attempted:** 6 at USC (12/18/22), vs. ULM (11/12/21)  
**Rebounds:** 7 vs. Texas Southern (11/18/22)  
**Assists:** 5 vs. Chattanooga (12/30/23)  
**Blocks:** 2 vs. Baylor (11/7/23), vs. Yale (12/4/21)  
**Steals:** 3 (three times)  
**Minutes Played:** 25 at Alabama (3/1/23), vs. Florida (12/28/22)  
**Double-Figure Games:** 6  
**20-Point Games:** None  
**10-Rebound Games:** None  
**Double-Doubles:** None  
**Dunks:** 10

**2023-24 GAME-BY-GAME STATISTICS**

Opponent	GS	Min.	FG-A	3FG-A	FT-A	O-D-T	PF	A	TO	BLK	STL	PTS
vs. Baylor	*	23	2-4	0-0	0-0	0-2-2	4	1	0	2	0	4
SE Louisiana	*	12	1-2	0-1	0-0	1-1-2	0	1	1	1	0	2
vs. Notre Dame	*	22	3-4	1-1	3-4	3-1-4	0	2	0	0	0	10
vs. St. Bonaventure*	*	20	1-3	0-1	1-1	1-2-3	0	2	2	0	0	3
Alabama A&M	*	23	0-1	0-1	0-0	1-4-5	2	2	0	1	0	0
Virginia Tech	*	20	0-2	0-1	0-2	1-0-1	2	0	1	1	0	0
at App State	*	13	0-0	0-0	2-2	2-0-2	1	1	2	0	0	2
vs. Indiana	*	11	1-3	0-1	0-0	0-2-2	1	0	0	0	0	2
vs. UNC Asheville	*	10	3-4	0-1	0-0	0-0-0	0	0	0	0	2	6
USC	*	10	0-2	0-1	3-4	1-1-2	4	1	1	1	0	3
Alabama State	*	14	1-2	0-1	4-4	0-0-0	0	0	0	0	0	6
Chattanooga	*	18	2-2	0-0	2-2	1-0-1	2	5	1	0	0	6
Penn	*	14	1-2	0-1	0-0	0-0-0	1	0	1	0	2	2
at Arkansas	*	14	0-1	0-0	0-0	1-0-1	0	0	2	0	1	0
Texas A&M	*	11	0-2	0-1	0-0	0-0-0	0	0	0	0	0	0
LSU	*	8	0-1	0-1	0-0	0-0-0	1	1	0	1	0	0
at Vanderbilt	*	10	1-3	0-1	0-0	0-0-0	1	1	0	0	0	2
Ole Miss	*	15	1-2	0-0	0-0	0-0-0	0	0	1	0	0	2
at Alabama	*	10	1-1	1-1	0-0	0-0-0	1	0	0	0	0	3
at Mississippi St.	*	11	0-2	0-2	0-0	0-0-0	2	0	0	1	0	0
Vanderbilt	*	12	0-3	0-0	0-0	2-3-5	1	0	0	1	0	0
at Ole Miss	*	11	1-2	1-1	0-0	0-2-2	0	0	0	0	0	3
Alabama	*	15	0-1	0-1	0-0	4-1-5	3	3	2	1	3	0
at Florida	*	11	0-1	0-0	0-0	1-0-1	0	0	0	0	0	0
South Carolina	*	14	0-0	0-0	0-0	2-1-3	1	1	0	0	0	0
Kentucky	*	12	0-1	0-1	1-2	1-1-2	1	0	1	0	1	1
at Georgia		3	0-0	0-0	0-0	0-0-0	0	0	0	0	0	0
at Tennessee												
Mississippi State												
at Missouri												
Georgia												

**MOORE'S CAREER STATISTICS**

SEASON	TEAM	GP-GS	MIN/AVG	Field Goals		3-Point		F-Throws		Rebounds				Scoring						
				FG-FGA	FG%	3FG-3FGA	3FG%	FT-FTA	FT%	OFF	DEF	TOT	AVG	PF-FO	A	TO	BLK	STL	PTS	AVG
2020-21	AUB	25-0	281/11.3	27-48	.563	6-15	.400	11-19	.579	28	23	51	2.0	28-0	12	18	6	8	71	2.8
2021-22	AUB	25-0	185/7.4	16-37	.432	0-5	.000	10-15	.667	20	15	35	1.4	19-0	6	15	4	8	42	1.7
2022-23	AUB	31-16	448/14.5	37-75	.493	9-22	.409	25-35	.714	36	30	66	2.1	47-0	19	21	9	15	108	3.5
2023-24	AUB	27-26	372/13.8	19-51	.373	3-19	.158	16-21	.762	22	21	43	1.6	28-0	21	15	10	9	57	2.1
<b>TOTAL</b>		<b>108-42</b>	<b>1287/11.9</b>	<b>99-211</b>	<b>.469</b>	<b>18-61</b>	<b>.295</b>	<b>62-90</b>	<b>.689</b>	<b>106</b>	<b>89</b>	<b>195</b>	<b>1.8</b>	<b>122-0</b>	<b>58</b>	<b>69</b>	<b>29</b>	<b>40</b>	<b>278</b>	<b>2.6</b>

10

## CHAD BAKER-MAZARA

G/F | 6-7 | 180 | Jr.

Santo Domingo, Dominican Republic  
(NW Florida State College)

## SEASON SUPERLATIVES

**Points:** 25 at Georgia (2/24/24)  
**Field Goals Made:** 8 at Georgia (2/24/24)  
**Field Goals Attempted:** 12 at Georgia (2/24/24)  
**3-Point Field Goals Made:** 3 (three times)  
**3-Point Field Goals Attempted:** 6 at Ole Miss (2/3/24)  
**Free Throws Made:** 9 vs. Kentucky (2/17/24)  
**Free Throws Attempted:** 11 vs. Alabama (2/7/24)  
**Rebounds:** 9 at Ole Miss (2/3/24)  
**Assists:** 6 vs. Alabama A&M (11/21/23)  
**Blocks:** 2 vs. Texas A&M (1/9/24)  
**Steals:** 5 vs. LSU (1/13/24)  
**Minutes Played:** 28 at Florida (2/10/24), vs. LSU (1/13/24)  
**Double-Figure Games:** 15  
**20-Point Games:** 1  
**10-Rebound Games:** None  
**5-Steal Games:** 1  
**Double-Doubles:** None  
**Dunks:** 7

## CAREER SUPERLATIVES

**Points:** 25 at Georgia (2/24/24)  
**Field Goals Made:** 8 at Georgia (2/24/24), at Fordham (1/27/21)  
**Field Goals Attempted:** 15 at Fordham (1/27/21)  
**3-Point Field Goals Made:** 7 at Fordham (1/27/21)  
**3-Point Field Goals Attempted:** 11 at Fordham (1/27/21)  
**Free Throws Made:** 9 vs. Kentucky (2/17/24)  
**Free Throws Attempted:** 11 vs. Alabama (2/7/24)  
**Rebounds:** 9 at Ole Miss (2/3/24)  
**Assists:** 6 vs. Alabama A&M (11/21/23)  
**Blocks:** 3 vs. Rhode Island (2/27/21)  
**Steals:** 5 vs. LSU (1/13/24)  
**Minutes Played:** 34 vs. Rhode Island (1/20/21)  
**Double-Figure Games:** 28  
**20-Point Games:** 4  
**10-Rebound Games:** None  
**5-Steal Games:** 1  
**Double-Doubles:** None  
**Dunks:** 20

## CAREER HONORS

- 2023 NJCAA Region 8 Most Outstanding Player
- 2023 NJCAA Region 8 All-Tournament Team
- 2023 All-Panhandle Conference First Team
- 2021-22 Mountain West Conference Sixth Man of the Year

## 2023-24 GAME-BY-GAME STATISTICS

Opponent	GS	Min.	FG-A	3FG-A	FT-A	O-D-T	PF	A	TO	BLK	STL	PTS
vs. Baylor	12	2-4	0-0	3-3	2-0-2	4	0	1	0	2	7	
SE Louisiana	23	3-6	1-3	5-6	0-6-6	3	1	0	0	1	12	
vs. Notre Dame	18	2-3	0-1	2-3	0-2-2	0	1	1	1	1	6	
vs. St. Bonaventure	20	2-4	1-2	0-0	2-1-3	3	2	0	1	0	5	
Alabama A&M	20	1-4	1-3	3-4	1-3-4	2	6	1	0	1	6	
Virginia Tech	23	5-10	0-3	5-5	2-2-4	3	3	0	1	2	15	
at App State	18	2-9	1-5	2-2	1-3-4	3	3	1	0	0	7	
vs. Indiana	22	4-8	1-2	2-2	1-0-1	1	4	0	0	1	11	
vs. UNC Asheville	19	3-6	3-3	2-2	1-6-7	0	1	1	1	0	11	
USC	22	1-3	0-1	5-6	1-3-4	1	0	0	0	1	7	
Alabama State	18	1-5	0-2	1-1	1-2-3	1	3	1	1	0	3	
Chattanooga	15	4-7	3-5	2-2	0-1-1	2	2	1	0	1	13	
Penn	19	5-10	1-3	5-6	1-0-1	2	0	0	1	0	16	
at Arkansas	21	5-9	2-3	4-4	1-3-4	2	3	0	0	0	16	
Texas A&M	27	1-6	0-3	0-1	2-2-4	4	1	3	2	2	2	
LSU	28	5-10	3-4	6-6	0-2-2	3	3	1	1	5	19	
at Vanderbilt	24	2-6	1-4	0-0	0-0-0	1	3	2	0	0	5	
Ole Miss	13	2-2	1-1	0-0	0-1-1	1	2	1	0	1	5	
at Alabama	20	3-8	0-2	5-7	0-0-0	3	0	2	1	3	11	
at Mississippi St.	23	1-6	1-3	0-0	1-5-6	3	1	2	0	1	3	
Vanderbilt	20	4-8	1-3	2-2	1-4-5	4	4	0	0	0	11	
at Ole Miss	26	5-10	3-6	2-2	1-8-9	4	2	1	1	0	15	
Alabama	20	2-5	1-2	8-11	3-3-6	4	2	0	0	1	13	
at Florida	28	1-5	0-1	4-4	1-6-7	4	4	2	0	0	6	
South Carolina	15	4-4	2-2	0-0	0-5-5	3	3	3	0	0	10	
Kentucky	26	2-3	1-1	9-9	1-5-6	1	3	2	1	1	14	
at Georgia	* 27	8-12	2-3	7-7	1-4-5	3	4	0	1	2	25	
at Tennessee												
Mississippi State												
at Missouri												
Georgia												

## BAKER-MAZARA'S CAREER STATISTICS

SEASON	TEAM	GP-GS	MIN/AVG	Field Goals		3-Point		F-Throws		Rebounds				Scoring						
				FG-FGA	FG%	3FG-3FGA	3FG%	FT-FTA	FT%	OFF	DEF	TOT	AVG	PF-FO	A	TO	BLK	STL	PTS	AVG
2020-21	DU	15-13	364/24.3	46-105	.438	25-60	.417	26-32	.813	10	33	43	2.9	45-4	17	13	13	15	143	9.5
2021-22	SDSU	31-0	399/12.9	66-157	.420	22-56	.393	44-49	.898	9	54	63	2.0	45-0	18	23	14	21	198	6.4
2023-24	AUB	27-1	575/21.3	80-173	.462	30-71	.423	84-95	.884	25	77	102	3.8	65-0	61	26	12	27	274	10.1
<b>TOTAL FOR AUB</b>		<b>27-1</b>	<b>575/21.3</b>	<b>80-173</b>	<b>.462</b>	<b>30-71</b>	<b>.423</b>	<b>84-95</b>	<b>.884</b>	<b>25</b>	<b>77</b>	<b>102</b>	<b>3.8</b>	<b>65-0</b>	<b>61</b>	<b>26</b>	<b>12</b>	<b>27</b>	<b>274</b>	<b>10.1</b>
<b>TOTAL</b>		<b>73-14</b>	<b>1338/18.3</b>	<b>192-435</b>	<b>.441</b>	<b>77-187</b>	<b>.412</b>	<b>154-176</b>	<b>.875</b>	<b>44</b>	<b>164</b>	<b>208</b>	<b>2.8</b>	<b>155-4</b>	<b>96</b>	<b>62</b>	<b>39</b>	<b>63</b>	<b>615</b>	<b>8.4</b>

# 12

## DENVER JONES

G | 6-4 | 205 | Jr.  
New Market, Ala.  
(FIU)



### SEASON SUPERLATIVES

**Points:** 19 vs. Vanderbilt (1/31/24)  
**Field Goals Made:** 6 vs. Vanderbilt (1/31/24)  
**Field Goals Attempted:** 11 vs. Kentucky (2/17/24), vs. Vanderbilt (1/31/24)  
**3-Point FG Made:** 4 vs. Vanderbilt (1/31/24)  
**3-Point Field Goals Attempted:** 8 vs. Vanderbilt (1/31/24)  
**Free Throws Made:** 6 vs. USC (12/17/23), vs. Virginia Tech (11/29/23)  
**Free Throws Att.:** 6 vs. USC (12/17/23), vs. Virginia Tech (11/29/23)  
**Rebounds:** 5 vs. UNC Asheville (12/13/23), vs. Virginia Tech (11/29/23)  
**Assists:** 4 at Appalachian State (12/3/23), vs. SE Louisiana (11/10/23)  
**Blocks:** 1 at Georgia (2/24/24), at Arkansas (1/6/24)  
**Steals:** 3 at Alabama (1/24/24)  
**Minutes Played:** 28 vs. Kentucky (2/17/24)  
**Double-Figure Games:** 9  
**20-Point Games:** None  
**10-Rebound Games:** None  
**5-Steal Games:** None  
**Double-Doubles:** None  
**Dunks:** 1

### CAREER SUPERLATIVES

**Points:** 30 at Rice (3/4/23)  
**Field Goals Made:** 10 (three times)  
**Field Goals Attempted:** 23 vs. Louisiana Tech (3/8/23)  
**3-Point Field Goals Made:** 7 vs. Southern Miss (2/3/22)  
**3-Point Field Goals Attempted:** 11 at UTSA (1/21/23)  
**Free Throws Made:** 11 vs. UAB (1/7/23)  
**Free Throws Attempted:** 12 vs. Rice (2/19/22)  
**Rebounds:** 13 at Eastern Michigan (12/11/21)  
**Assists:** 6 (three times)  
**Blocks:** 1 (five times)  
**Steals:** 4 (six times)  
**Minutes Played:** 47 at Eastern Michigan (12/11/21)  
**Double-Figure Games:** 55  
**30-Point Games:** 1  
**20-Point Games:** 19  
**10-Rebound Games:** 1  
**Double-Doubles:** 1  
**Dunks:** 10

### CAREER HONORS

- 2022-23 All-Conference USA First Team
- Conference USA Freshman of the Week (Dec. 13, 2021)
- 2020-21 Jayhawk Conference Freshman of the Year
- 2020-21 NJCAA All-Region 6 Second Team
- 2020-21 All-Jayhawk Conference First Team

### 2023-24 GAME-BY-GAME STATISTICS

Opponent	GS	Min.	FG-A	3FG-A	FT-A	O-D-T	PF	A	TO	BLK	STL	PTS
vs. Baylor	*	24	4-10	3-5	2-2	0-1-1	2	2	2	0	1	13
SE Louisiana	*	22	2-5	1-3	3-4	0-2-2	1	4	2	0	0	8
vs. Notre Dame	*	18	1-5	0-2	0-0	0-2-2	0	1	1	0	1	2
vs. St. Bonaventure*		21	3-4	3-3	3-4	1-1-2	0	3	0	0	0	12
Alabama A&M		17	3-6	1-4	1-1	0-2-2	2	0	1	0	1	8
Virginia Tech	*	24	1-4	0-2	6-6	1-4-5	0	1	0	0	1	8
at App State	*	17	0-5	0-3	0-0	1-3-4	0	4	0	0	0	0
vs. Indiana	*	18	3-6	2-4	4-4	0-1-1	0	2	1	0	0	12
vs. UNC Asheville	*	23	4-8	1-4	0-0	0-5-5	2	1	2	0	0	9
USC	*	23	2-4	2-2	6-6	1-2-3	3	1	1	0	1	12
Alabama State	*	23	1-5	0-2	1-1	1-1-2	1	0	2	0	1	3
Chattanooga	*	19	2-5	1-4	0-0	1-2-3	0	2	2	0	1	5
Penn	*	16	4-9	2-7	2-2	1-0-1	1	1	0	0	0	12
at Arkansas	*	19	2-5	1-1	2-3	0-0-0	0	1	0	1	1	7
Texas A&M	*	19	0-4	0-3	2-2	0-0-0	2	1	0	0	2	2
LSU	*	19	2-5	0-1	0-0	0-1-1	0	2	0	0	1	4
at Vanderbilt	*	23	1-5	1-3	0-0	3-1-4	1	2	0	0	1	3
Ole Miss	*	20	2-4	1-2	0-0	0-1-1	1	1	1	0	0	5
at Alabama	*	21	3-8	1-5	2-2	1-1-2	1	1	2	0	3	9
at Mississippi St.		20	2-6	2-3	2-2	0-0-0	1	2	0	0	0	8
Vanderbilt	*	24	6-11	4-8	3-4	0-0-0	0	0	0	0	0	19
at Ole Miss	*	26	4-8	2-5	1-1	2-1-3	1	1	3	0	1	11
Alabama	*	17	1-2	0-1	2-2	0-0-0	0	0	0	0	0	4
at Florida	*	19	3-6	1-2	3-4	1-0-1	0	1	0	0	0	10
South Carolina	*	25	2-6	0-1	3-3	1-0-1	0	1	2	0	0	6
Kentucky	*	28	3-11	3-7	3-4	1-3-4	0	2	2	0	0	12
at Georgia	*	19	3-4	2-3	0-0	0-0-0	3	0	0	1	0	8
at Tennessee												
Mississippi State												
at Missouri												
Georgia												

### JONES' CAREER STATISTICS

SEASON	TEAM	GP-GS	MIN/AVG	Field Goals			3-Point		F-Throws		Rebounds				Scoring					
				FG-FGA	FG%	3FG-3FGA	3FG%	FT-FTA	FT%	OFF	DEF	TOT	AVG	PF-FO	A	TO	BLK	STL	PTS	AVG
2021-22	FIU	31-7	832/26.8	114-294	.388	49-142	.345	112-125	.896	22	93	115	3.7	45-0	71	52	2	28	389	12.5
2022-23	FIU	28-28	935/33.4	187-391	.478	59-159	.371	131-155	.845	25	82	107	3.8	45-1	56	90	1	49	564	20.1
2023-24	AUB	27-25	568/21.0	64-161	.398	34-90	.378	51-57	.895	16	34	50	1.9	25-0	37	24	2	16	213	7.9
<b>TOTAL FOR AUB</b>		<b>27-25</b>	<b>568/21.0</b>	<b>64-161</b>	<b>.398</b>	<b>34-90</b>	<b>.378</b>	<b>51-57</b>	<b>.895</b>	<b>16</b>	<b>34</b>	<b>50</b>	<b>1.9</b>	<b>25-0</b>	<b>37</b>	<b>24</b>	<b>2</b>	<b>16</b>	<b>213</b>	<b>7.9</b>
<b>TOTAL</b>		<b>86-60</b>	<b>2335/27.2</b>	<b>365-846</b>	<b>.431</b>	<b>142-391</b>	<b>.363</b>	<b>294-337</b>	<b>.872</b>	<b>63</b>	<b>209</b>	<b>272</b>	<b>3.2</b>	<b>115-1</b>	<b>164</b>	<b>166</b>	<b>5</b>	<b>93</b>	<b>1166</b>	<b>13.6</b>

# 20

## CARTER SOBERA

G | 6-5 | 210 | Sr.  
Birmingham, Ala.  
Mountain Brook HS



### SEASON SUPERLATIVES

**Points:** None  
**Field Goals Made:** None  
**Field Goals Attempted:**  
 1 vs. Vanderbilt (1/31/24), vs. Alabama State (12/22/23)  
**3-Point Field Goals Made:** None  
**3-Point Field Goals Attempted:** None  
**Free Throws Made:** None  
**Free Throws Attempted:** None  
**Rebounds:** 2 vs. South Carolina (2/14/24)  
**Assists:** None  
**Blocks:** None  
**Steals:** None  
**Minutes Played:** 2 (five times)  
**Double-Figure Games:** None  
**20-Point Games:** None  
**10-Rebound Games:** None  
**5-Steal Games:** None  
**Double-Doubles:** None  
**Dunks:** None

### CAREER SUPERLATIVES

**Points:** 3 vs. Alabama (2/1/22)  
**Field Goals Made:** 1 vs. Alabama (2/1/22)  
**Field Goals Attempted:** 1 (three times)  
**3-Point Field Goals Made:** None  
**3-Point Field Goals Attempted:** None  
**Free Throws Made:** 1 vs. Alabama (2/1/22)  
**Free Throws Attempted:** 2 vs. Yale (12/4/21)  
**Rebounds:** 2 vs. South Carolina (2/14/24), vs. Yale (12/4/21)  
**Assists:** None  
**Blocks:** None  
**Steals:** 1 vs. Yale (12/4/21)  
**Minutes Played:** 2 (six times)  
**20-Point Games:** None  
**10-Rebound Games:** None  
**Double-Doubles:** None  
**Dunks:** None

### CAREER HONORS

- 2023 NABC Honors Court
- Two-Time SEC Academic Honor Roll (2021-22 and 2022-23)

### 2023-24 GAME-BY-GAME STATISTICS

Opponent	GS	Min.	FG-A	3FG-A	FT-A	O-D-T	PF	A	TO	BLK	STL	PTS
vs. Baylor	DNP											
SE Louisiana	DNP											
vs. Notre Dame	1	0-0	0-0	0-0	0-0-0	0	0	0	0	0	0	0
vs. St. Bonaventure	DNP											
Alabama A&M	2	0-0	0-0	0-0	0-0	0-1-1	0	0	0	0	0	0
Virginia Tech	1	0-0	0-0	0-0	0-0-0	0	0	0	0	0	0	0
at App State	DNP											
vs. Indiana	2	0-0	0-0	0-0	0-0-0	0	0	0	0	0	0	0
vs. UNC Asheville	1	0-0	0-0	0-0	0-0-0	0	0	0	0	0	0	0
USC	DNP											
Alabama State	1	0-1	0-0	0-0	0-0-0	0	0	0	0	0	0	0
Chattanooga	2	0-0	0-0	0-0	0-0-0	0	0	0	0	0	0	0
Penn	1	0-0	0-0	0-0	0-0-0	0	0	0	0	0	0	0
at Arkansas	DNP											
Texas A&M	DNP											
LSU	DNP											
at Vanderbilt	DNP											
Ole Miss	1	0-0	0-0	0-0	0-1-1	0	0	0	0	0	0	0
at Alabama	DNP											
at Mississippi St.	DNP											
Vanderbilt	2	0-1	0-0	0-0	1-0-1	0	0	0	0	0	0	0
at Ole Miss	DNP											
Alabama	1	0-0	0-0	0-0	0-0-0	0	0	0	0	0	0	0
at Florida	DNP											
South Carolina	2	0-0	0-0	0-0	0-2-2	0	0	0	0	0	0	0
Kentucky	DNP											
at Georgia	DNP											
at Tennessee												
Mississippi State												
at Missouri												
Georgia												

### SOBERA'S CAREER STATISTICS

SEASON	TEAM	GP-GS	MIN/AVG	Field Goals		3-Point		F-Throws		Rebounds				Scoring						
				FG-FGA	FG%	3FG-3FGA	3FG%	FT-FTA	FT%	OFF	DEF	TOT	AVG	PF-FO	A	TO	BLK	STL	PTS	AVG
2021-22	AUB	4-0	6/1.6	1-1	1.000	0-0	.000	1-3	.333	0	4	4	1.0	1-0	0	1	0	1	3	0.8
2022-23	AUB	3-0	2/0.6	0-0	.000	0-0	.000	0-0	.000	0	0	0	0.0	0-0	0	0	0	0	0	0.0
2023-24	AUB	12-0	18/1.5	0-2	.000	0-0	.000	0-0	.000	1	4	5	0.4	0-0	0	0	0	0	0	0.0
<b>TOTAL</b>		<b>19-0</b>	<b>26/1.4</b>	<b>1-3</b>	<b>.333</b>	<b>0-0</b>	<b>.000</b>	<b>1-3</b>	<b>.333</b>	<b>1</b>	<b>8</b>	<b>9</b>	<b>0.5</b>	<b>1-0</b>	<b>0</b>	<b>1</b>	<b>0</b>	<b>1</b>	<b>3</b>	<b>0.2</b>

# 23

## ADDARIN SCOTT

F | 6-9 | 207 | Jr.  
Dallas, Texas  
(Navarro College)



### SEASON SUPERLATIVES

**Points:** 2 vs. Ole Miss (1/20/24), vs. Alabama A&M (11/21/23)  
**Field Goals Made:** 1 vs. Vanderbilt (1/31/24), vs. Ole Miss (1/20/24)  
**Field Goals Attempted:** 1 vs. Vanderbilt (1/31/24), vs. Ole Miss (1/20/24)  
**3-Point Field Goals Made:** None  
**3-Point Field Goals Attempted:** None  
**Free Throws Made:** 2 vs. Alabama A&M (11/21/23)  
**Free Throws Attempted:** 2 vs. Alabama A&M (11/21/23)  
**Rebounds:** 2 vs. Chattanooga (12/30/23)  
**Assists:** 1 at Arkansas (1/6/24)  
**Blocks:** 2 vs. Ole Miss (1/20/24)  
**Steals:** None  
**Minutes Played:** 2 (six times)  
**Double-Figure Games:** None  
**20-Point Games:** None  
**10-Rebound Games:** None  
**5-Steal Games:** None  
**Double-Doubles:** None  
**Dunks:** 1

### CAREER SUPERLATIVES

**Points:** 2 vs. Ole Miss (1/20/24), vs. Alabama A&M (11/21/23)  
**Field Goals Made:** 1 vs. Vanderbilt (1/31/24), vs. Ole Miss (1/20/24)  
**Field Goals Attempted:** 1 vs. Vanderbilt (1/31/24), vs. Ole Miss (1/20/24)  
**3-Point Field Goals Made:** None  
**3-Point Field Goals Attempted:** None  
**Free Throws Made:** 2 vs. Alabama A&M (11/21/23)  
**Free Throws Attempted:** 2 vs. Alabama A&M (11/21/23)  
**Rebounds:** 2 vs. Chattanooga (12/30/23)  
**Assists:** 1 at Arkansas (1/6/24)  
**Blocks:** 2 vs. Ole Miss (1/20/24)  
**Steals:** None  
**Minutes Played:** 2 (six times)  
**Double-Figure Games:** None  
**20-Point Games:** None  
**10-Rebound Games:** None  
**5-Steal Games:** None  
**Double-Doubles:** None  
**Dunks:** 1

### 2023-24 GAME-BY-GAME STATISTICS


Opponent	GS	Min.	FG-A	3FG-A	FT-A	O-D-T	PF	A	TO	BLK	STL	PTS
vs. Baylor	DNP											
SE Louisiana	DNP											
vs. Notre Dame	1		0-0	0-0	0-0	0-0-0	0	0	0	0	0	0
vs. St. Bonaventure	DNP											
Alabama A&M	2		0-0	0-0	2-2	2-0-2	1	0	1	0	0	2
Virginia Tech	1		0-0	0-0	0-0	0-0-0	0	0	0	0	0	0
at App State	DNP											
vs. Indiana	2		0-0	0-0	0-0	0-0-0	0	0	0	0	0	0
vs. UNC Asheville	1		0-0	0-0	0-0	0-0-0	0	0	0	0	0	0
USC	DNP											
Alabama State	1		0-0	0-0	0-0	0-0-0	0	0	0	0	0	0
Chattanooga	2		0-0	0-0	0-0	0-2-2	0	0	0	0	0	0
Penn	1		0-0	0-0	0-0	0-0-0	0	0	0	0	0	0
at Arkansas	2		0-0	0-0	0-0	0-1-1	0	1	0	0	0	0
Texas A&M	DNP											
LSU	DNP											
at Vanderbilt	DNP											
Ole Miss	1		1-1	0-0	0-0	0-0-0	1	0	0	2	0	2
at Alabama	DNP											
at Mississippi St.	DNP											
Vanderbilt	2		1-1	0-0	0-0	0-0-0	2	0	1	0	0	2
at Ole Miss	DNP											
Alabama	1		0-0	0-0	0-0	0-0-0	0	0	0	0	0	0
at Florida	DNP											
South Carolina	2		0-0	0-0	0-0	0-0-0	0	0	0	0	0	0
Kentucky	DNP											
at Georgia	DNP											
at Tennessee												
Mississippi State												
at Missouri												
Georgia												

### SCOTT'S CAREER STATISTICS

		Field Goals		3-Point		F-Throws		Rebounds				Scoring									
SEASON	TEAM	GP-GS	MIN/AVG	FG-FGA	FG%	3FG-3FGA	3FG%	FT-FTA	FT%	OFF	DEF	TOT	AVG	PF	FO	A	TO	BLK	STL	PTS	AVG
2023-24	AUB	11-0	17/1.5	0-3	.000	0-0	.000	8-13	.615	0	1	1	0.1	0-0	1	1	0	1	8	0.7	
<b>TOTAL</b>		<b>11-0</b>	<b>17/1.5</b>	<b>0-3</b>	<b>.000</b>	<b>0-0</b>	<b>.000</b>	<b>8-13</b>	<b>.615</b>	<b>0</b>	<b>1</b>	<b>1</b>	<b>0.1</b>	<b>0-0</b>	<b>1</b>	<b>1</b>	<b>0</b>	<b>1</b>	<b>8</b>	<b>0.7</b>	

# 24

**LIOR BERMAN**  
 G | 6-4 | 210 | Gr.  
 Birmingham, Ala.  
 (Mountain Brook HS)



### SEASON SUPERLATIVES

**Points:** 5 (three times)  
**Field Goals Made:** 2 at Georgia (2/24/24)  
**Field Goals Attempted:** 4 vs. Chattanooga (12/30/23)  
**3-Point Field Goals Made:** 1 (four times)  
**3-Point Field Goals Attempted:** 2 (three times)  
**Free Throws Made:** 3 vs. Vanderbilt (1/31/24)  
**Free Throws Attempted:** 3 vs. Vanderbilt (1/31/24)  
**Rebounds:** 3 (four times)  
**Assists:** 1 (six times)  
**Blocks:** 1 vs. Alabama A&M (11/21/23)  
**Steals:** 1 vs. South Carolina (2/14/24)  
**Minutes Played:** 14 at Appalachian State (12/3/23)  
**Double-Figure Games:** None  
**20-Point Games:** None  
**10-Rebound Games:** None  
**5-Steal Games:** None  
**Double-Doubles:** None  
**Dunks:** None

### CAREER SUPERLATIVES

**Points:** 8 (four times)  
**Field Goals Made:** 3 (four times)  
**Field Goals Attempted:** 6 vs. Nebraska (12/11/21)  
**3-Point Field Goals Made:** 2 (six times)  
**3-Point Field Goals Attempted:** 4 (three times)  
**Free Throws Made:** 3 vs. Vanderbilt (1/31/24)  
**Free Throws Attempted:** 3 vs. Vanderbilt (1/31/24)  
**Rebounds:** 4 vs. Texas A&M (1/25/23), vs. North Alabama (12/14/21)  
**Assists:** 1 (15 times)  
**Blocks:** 1 vs. Alabama A&M (11/21/23), vs. North Alabama (12/14/21)  
**Steals:** 1 (14 times)  
**Minutes Played:** 19 vs. Nebraska (12/11/21)  
**Double-Figure Games:** None  
**20-Point Games:** None  
**10-Rebound Games:** None  
**Double-Doubles:** None  
**Dunks:** 1

### CAREER HONORS

- Three-Time SEC Academic Honor Roll (2020-21, 2021-22 and 2022-23)
- 2022 CSC Academic All-District Team
- Three-Time NABC Honors Court (2021, 2022 and 2023)
- 2019-20 First-Year SEC Academic Honor Roll

### 2023-24 GAME-BY-GAME STATISTICS

Opponent	GS	Min.	FG-A	3FG-A	FT-A	O-D-T	PF	A	TO	BLK	STL	PTS
vs. Baylor	4	0-0	0-0	0-0	0-0	0-0-0	1	0	0	0	0	0
SE Louisiana	2	0-1	0-1	0-0	0-0-0	0	0	0	0	0	0	0
vs. Notre Dame	5	0-0	0-0	0-0	1-2-3	2	0	0	0	0	0	0
vs. St. Bonaventure	DNP											
Alabama A&M	6	0-0	0-0	0-2	0-1-1	0	0	0	1	0	0	0
Virginia Tech	5	0-0	0-0	0-0	0-1-1	0	0	0	0	0	0	0
at App State	14	1-2	0-1	0-0	3-0-3	0	0	0	0	0	0	2
vs. Indiana	8	1-3	1-2	0-0	0-1-1	1	1	0	0	0	0	3
vs. UNC Asheville	9	2-3	1-2	0-0	0-1-1	1	0	0	0	0	0	5
USC	7	1-1	0-0	1-2	1-0-1	2	1	0	0	0	0	3
Alabama State	7	0-0	0-0	2-2	1-1-2	0	0	1	0	0	0	2
Chattanooga	7	0-4	0-1	1-2	1-2-3	1	0	0	0	0	0	1
Penn	5	0-0	0-0	0-0	0-0-0	0	0	0	0	0	0	0
at Arkansas	6	1-2	0-1	0-0	0-1-1	1	1	0	0	0	0	2
Texas A&M	2	0-0	0-0	0-0	0-0-0	0	0	0	0	0	0	0
LSU	4	0-1	0-1	0-0	0-0-0	0	0	1	0	0	0	0
at Vanderbilt	5	1-1	1-1	2-2	1-1-2	1	0	0	0	0	0	5
Ole Miss	10	1-2	1-2	1-2	1-2-3	3	0	0	0	0	0	4
at Alabama	7	0-2	0-0	0-0	1-0-1	0	0	0	0	0	0	0
at Mississippi St.	3	0-1	0-0	0-0	0-1-1	0	0	0	0	0	0	0
Vanderbilt	8	1-2	0-0	3-3	0-2-2	1	0	0	0	0	0	5
at Ole Miss	2	0-0	0-0	0-0	0-0-0	0	0	0	0	0	0	0
Alabama	5	0-1	0-0	0-0	0-0-0	2	1	0	0	0	0	0
at Florida	1	0-1	0-1	0-0	0-0-0	0	0	0	0	0	0	0
South Carolina	9	1-1	0-0	0-0	0-1-1	1	1	0	0	1	2	
Kentucky	3	0-0	0-0	0-0	1-0-1	0	0	0	0	0	0	0
at Georgia	13	2-2	0-0	0-0	0-1-1	2	1	1	0	0	0	4
at Tennessee												
Mississippi State												
at Missouri												
Georgia												

### BERMAN'S CAREER STATISTICS

SEASON	TEAM	GP-GS	MIN/AVG	Field Goals		3-Point		F-Throws		Rebounds				Scoring							
				FG-FGA	FG%	3FG-3FGA	3FG%	FT-FTA	FT%	OFF	DEF	TOT	AVG	PF-FO	A	TO	BLK	STL	PTS	AVG	
2019-20	AUB	2-0	3/1.4	0-1	.000	0-0	.000	0-0	.000	0	0	0	0.0	0-0	0	0	0	0	0	0	0
2020-21	AUB	11-0	29/2.7	4-12	.333	4-11	.364	1-1	1.000	0	2	2	0.2	1-0	0	0	0	0	13	1.2	
2021-22	AUB	20-0	166/8.3	16-40	.400	8-17	.471	0-1	.000	8	6	14	0.7	18-0	6	3	1	5	40	2.0	
2022-23	AUB	25-0	236/9.4	20-49	.408	11-31	.355	3-5	.600	12	17	29	1.2	31-0	3	8	0	8	54	2.2	
2023-24	AUB	26-0	162/6.2	12-30	.400	4-13	.308	10-15	.667	11	18	29	1.1	19-0	6	3	1	1	38	1.5	
<b>TOTAL</b>		<b>84-0</b>	<b>595/7.1</b>	<b>52-132</b>	<b>.394</b>	<b>27-72</b>	<b>.375</b>	<b>14-22</b>	<b>.636</b>	<b>31</b>	<b>43</b>	<b>74</b>	<b>0.9</b>	<b>69-0</b>	<b>15</b>	<b>14</b>	<b>2</b>	<b>14</b>	<b>145</b>	<b>1.7</b>	

# 31

## CHANNEY JOHNSON

F | 6-7 | 220 | Jr.  
Alabaster, Ala.  
(UAH)



### SEASON SUPERLATIVES

**Points:** 16 at Georgia (2/24/24)  
**Field Goals Made:** 6 at Georgia (2/24/24), vs. Alabama A&M (11/21/23)  
**Field Goals Attempted:** 11 vs. Southeastern Louisiana (11/10/23)  
**3-Point Field Goals Made:** 1 (five times)  
**3-Point Field Goals Attempted:**  
 3 at Georgia (2/24/24), vs. Southeastern Louisiana (11/10/23)  
**Free Throws Made:** 3 at Georgia (2/24/24), vs. Alabama A&M (11/21/23)  
**Free Throws Attempted:** 4 (three times)  
**Rebounds:** 11 vs. Southeastern Louisiana (11/10/23)  
**Assists:** 2 (four times)  
**Blocks:** 2 vs. Virginia Tech (11/29/23)  
**Steals:** 3 vs. Chattanooga (12/30/23)  
**Minutes Played:** 27 at Georgia (2/24/24)  
**Double-Figure Games:** 2  
**20-Point Games:** None  
**10-Rebound Games:** 2  
**5-Steal Games:** None  
**Double-Doubles:** None  
**Dunks:** 10

### CAREER HONORS

- 2023 Alabama Sports Writers Association Small College Athlete of the Year
- 2023 Gulf South Conference Player of the Year
- Two-Time NABC Division II All-District South Team (2022 and 2023)
- Two-Time All-Gulf South Conference First Team (2022 and 2023)
- Three-Time GSC Academic Honor Roll (2020-21, 2021-22, 2022-23)

### 2023-24 GAME-BY-GAME STATISTICS

Opponent	GS	Min.	FG-A	3FG-A	FT-A	O-D-T	PF	A	TO	BLK	STL	PTS
vs. Baylor	13	1-3	0-0	0-0	1-2-3	2	1	0	0	0	2	
SE Louisiana	18	2-11	0-3	0-0	7-4-11	1	1	3	1	1	4	
vs. Notre Dame	13	2-2	0-0	0-0	0-4-4	5	1	0	0	0	4	
vs. St. Bonaventure	19	0-3	0-2	0-0	0-5-5	2	0	2	0	2	0	
Alabama A&M	17	6-8	0-1	3-4	0-4-4	3	0	1	1	2	15	
Virginia Tech	18	1-4	1-1	0-0	1-2-3	3	1	2	2	0	3	
at App State	18	1-1	0-0	0-2	1-3-4	2	0	0	0	1	2	
vs. Indiana	7	0-0	0-0	0-0	0-0-0	4	0	0	0	0	0	
vs. UNC Asheville	20	3-5	0-1	2-2	2-2-4	4	2	0	1	0	8	
USC	14	1-3	0-1	1-1	1-2-3	2	0	1	0	1	3	
Alabama State	18	1-2	0-0	2-4	3-2-5	2	1	1	0	0	4	
Chattanooga	20	3-4	1-1	0-0	1-4-5	2	2	2	1	3	7	
Penn	14	0-2	0-1	0-0	1-0-1	0	0	1	0	0	0	
at Arkansas	15	2-5	1-1	0-0	0-3-3	3	0	0	0	0	5	
Texas A&M	5	0-3	0-1	0-0	1-1-2	3	0	2	0	0	0	
LSU	15	3-4	1-2	0-0	0-1-1	1	0	1	0	1	7	
at Vanderbilt	11	0-2	0-1	0-0	0-1-1	3	0	0	1	1	0	
Ole Miss	18	3-4	0-0	0-0	0-5-5	2	2	1	1	0	6	
at Alabama	11	0-1	0-0	0-0	0-2-2	2	0	0	0	1	0	
at Mississippi St.	14	3-4	0-1	2-2	1-1-2	0	0	0	1	0	8	
Vanderbilt	10	1-3	0-2	0-0	1-1-2	3	1	2	0	0	2	
at Ole Miss	12	2-2	0-0	0-0	1-3-4	2	0	1	0	0	4	
Alabama	7	0-0	0-0	0-0	0-2-2	4	0	0	0	1	0	
at Florida	18	3-4	0-1	3-3	3-7-10	3	0	1	0	0	9	
South Carolina	13	2-3	0-1	2-2	0-2-2	0	2	0	0	1	6	
Kentucky	16	0-2	0-2	0-1	0-2-2	2	1	0	0	0	0	
at Georgia *	27	6-9	1-3	3-4	0-4-4	3	1	0	0	1	16	
at Tennessee												
Mississippi State												
at Missouri												
Georgia												

### CAREER SUPERLATIVES (DIVISION II and DIVISION I)

**Points:** 35 vs. Embry-Riddle (11/7/21)  
**Field Goals Made:** 13 vs. Embry-Riddle (11/7/21)  
**Field Goals Attempted:** 23 vs. Lee (2/12/22)  
**3-Point Field Goals Made:** 5 vs. Embry-Riddle (11/7/21)  
**3-Point Field Goals Attempted:** 6 vs. Embry-Riddle (11/7/21)  
**Free Throws Made:** 10 vs. Mississippi College (2/4/23)  
**Free Throws Attempted:** 14 vs. Mississippi College (2/4/23)  
**Rebounds:** 12 vs. Lee (12/2/22), vs. West Georgia (3/1/22)  
**Assists:** 6 vs. Montevallo (1/18/23)  
**Blocks:** 3 at Nova Southeastern (3/14/23), Christian Brothers (1/13/22)  
**Steals:** 4 vs. Union (3/6/22)  
**Minutes Played:** 38 at West Alabama (11/28/22)  
**Double-Figure Games:** 69  
**30-Point Games:** 1  
**20-Point Games:** 17  
**10-Rebound Games:** 8  
**Double-Doubles:** 5  
**Dunks:** 74


### JOHNSON'S CAREER STATISTICS (DIVISION II and DIVISION I)

SEASON	TEAM	GP-GS	MIN/AVG	Field Goals			3-Point			F-Throws		Rebounds				Scoring				
				FG-FGA	FG%	3FG-3FGA	3FG%	FT-FTA	FT%	OFF	DEF	TOT	AVG	PF-FO	A	TO	BLK	STL	PTS	AVG
2020-21	UAH	19-0	220/11.6	31-72	.431	11-28	.393	10-20	.500	12	25	37	1.9	31-0	4	19	2	6	83	4.4
2021-22	UAH	33-31	781/23.7	218-372	.586	32-69	.464	86-115	.748	61	126	187	5.7	100-9	39	75	22	26	554	16.8
2022-23	UAH	35-35	891/25.5	203-392	.518	24-81	.296	128-167	.766	49	182	231	6.6	69-1	55	74	18	39	558	15.9
2023-24	AUB	27-1	405/15.0	46-94	.489	5-26	.192	18-25	.720	25	69	94	3.5	63-1	16	21	9	16	115	4.3
<b>TOTAL FOR AUB</b>		<b>27-1</b>	<b>405/15.0</b>	<b>46-94</b>	<b>.489</b>	<b>5-26</b>	<b>.192</b>	<b>18-25</b>	<b>.720</b>	<b>25</b>	<b>69</b>	<b>94</b>	<b>3.5</b>	<b>63-1</b>	<b>16</b>	<b>21</b>	<b>9</b>	<b>16</b>	<b>115</b>	<b>4.3</b>
<b>TOTAL</b>		<b>114-67</b>	<b>2298/20.2</b>	<b>498-930</b>	<b>.535</b>	<b>72-204</b>	<b>.353</b>	<b>242-327</b>	<b>.740</b>	<b>147</b>	<b>402</b>	<b>549</b>	<b>4.8</b>	<b>263-11</b>	<b>114</b>	<b>189</b>	<b>51</b>	<b>87</b>	<b>1310</b>	<b>11.5</b>

# 44

## DYLAN CARDWELL

G | 6-11 | 255 | Sr.  
Augusta, Ga.  
(McEachern HS)



### SEASON SUPERLATIVES

**Points:** 12 vs. Ole Miss (1/20/24), at Vanderbilt (1/17/24)  
**Field Goals Made:** 5 vs. Ole Miss (1/20/24)  
**Field Goals Attempted:** 7 at Vanderbilt (1/17/24)  
**3-Point Field Goals Made:** 1 at Georgia (2/24/24)  
**3-Point Field Goals Attempted:** 2 at Georgia (2/24/24)  
**Free Throws Made:** 6 vs. St. Bonaventure (11/17/23)  
**Free Throws Attempted:** 6 vs. St. Bonaventure (11/17/23)  
**Rebounds:** 9 vs. Chattanooga (12/30/23), vs. Alabama A&M (11/21/23)  
**Assists:** 5 vs. South Carolina (2/14/24)  
**Blocks:** 5 vs. LSU (1/13/24), vs. Baylor (11/7/23)  
**Steals:** 3 vs. USC (12/17/23)  
**Minutes Played:** 24 at Georgia (2/24/24)  
**Double-Figure Games:** 3  
**20-Point Games:** None  
**10-Rebound Games:** None  
**5-Block Games:** 2  
**Double-Doubles:** None  
**Dunks:** 33

### CAREER SUPERLATIVES

**Points:** 12 vs. Ole Miss (1/20/24), at Vanderbilt (1/17/24)  
**Field Goals Made:** 5 (three times)  
**Field Goals Attempted:** 8 vs. Missouri (2/14/23)  
**3-Point Field Goals Made:** 1 at Georgia (2/24/24), vs. Mississippi State (3/6/21)  
**3-Point Field Goals Attempted:** 2 at Georgia (2/24/24)  
**Free Throws Made:** 6 vs. St. Bonaventure (11/17/23), vs. Missouri (1/26/21)  
**Free Throws Attempted:** 7 vs. Missouri (1/26/21)  
**Rebounds:** 10 vs. Missouri (2/14/23)  
**Assists:** 5 vs. South Carolina (2/14/24)  
**Blocks:** 5 (four times)  
**Steals:** 4 at South Carolina (1/4/22)  
**Minutes Played:** 29 vs. Ole Miss (2/6/21)  
**Double-Figure Games:** 5  
**20-Point Games:** None  
**10-Rebound Games:** 1  
**5-Block Games:** 4  
**Double-Doubles:** None  
**Dunks:** 100

### CAREER HONORS

- 2022-23 CSC Academic All-District Team
- 2023 NABC Honors Court
- 2021-22 SEC Community Service Team
- Two-Time SEC Academic Honor Roll (2021-22 and 2022-23)
- 2020-21 First-Year SEC Academic Honor Roll

### 2023-24 GAME-BY-GAME STATISTICS

Opponent	GS	Min.	FG-A	3FG-A	FT-A	O-D-T	PF	A	TO	BLK	STL	PTS
vs. Baylor	14	2-3	0-0	1-3	2-2-4	4	4	0	5	1	5	
SE Louisiana	16	3-3	0-0	0-0	2-2-4	3	0	0	1	0	6	
vs. Notre Dame	15	1-2	0-0	0-0	1-0-1	2	1	4	1	2	2	
vs. St. Bonaventure	16	1-2	0-0	6-6	2-2-4	3	2	0	0	0	8	
Alabama A&M	17	3-5	0-0	0-0	5-4-9	0	2	3	2	1	6	
Virginia Tech	12	0-0	0-0	2-5	0-0-0	1	2	0	0	0	2	
at App State	13	2-3	0-0	3-1-4	3	0	1	0	0	4		
vs. Indiana	17	1-2	0-0	0-0	4-4-8	1	0	0	0	1	2	
vs. UNC Asheville	18	3-6	0-0	0-0	1-0-1	2	0	0	1	0	6	
USC	17	4-5	0-1	3-4	2-3-5	3	2	0	2	3	11	
Alabama State	16	2-2	0-0	0-0	0-1-1	1	0	0	2	1	4	
Chattanooga	18	3-5	0-0	1-2	4-5-9	1	1	1	3	1	7	
Penn	9	3-3	0-0	0-0	1-2-3	4	0	0	0	0	6	
at Arkansas	13	3-3	0-0	0-2	3-5-8	3	0	0	2	0	6	
Texas A&M	12	3-3	0-0	0-0	1-4-5	2	2	0	0	1	6	
LSU	17	1-2	0-0	3-4	3-3-6	2	3	1	5	1	5	
at Vanderbilt	15	4-7	0-0	4-4	3-3-6	1	0	1	2	1	12	
Ole Miss	18	5-6	0-0	2-2	2-1-3	1	3	4	0	1	12	
at Alabama	14	1-2	0-0	0-0	2-1-3	3	1	1	3	1	2	
at Mississippi St.	6	0-0	0-0	0-0	0-0-0	4	0	0	1	0	0	
Vanderbilt	13	0-2	0-1	0-2	0-3-3	2	0	0	0	1	0	
at Ole Miss	14	0-1	0-0	0-0	1-1-2	0	1	0	2	1	0	
Alabama	13	1-1	0-0	2-2	0-3-3	4	0	0	3	0	4	
at Florida	11	2-2	0-0	0-1	4-0-4	3	1	2	0	0	4	
South Carolina	15	2-3	0-0	4-4	0-0-0	4	5	0	4	0	8	
Kentucky	8	2-2	0-0	0-3	1-0-1	1	1	1	0	0	4	
at Georgia	24	2-3	1-2	0-0	0-3-3	3	2	1	1	0	5	
at Tennessee												
Mississippi State												
at Missouri												
Georgia												

### CARDWELL'S CAREER STATISTICS

SEASON	TEAM	GP-GS	MIN/AVG	Field Goals		3-Point		F-Throws		Rebounds				Scoring						
				FG-FGA	FG%	3FG-3FGA	3FG%	FT-FTA	FT%	OFF	DEF	TOT	AVG	PF-FO	A	TO	BLK	STL	PTS	AVG
2020-21	AUB	27-0	409/15.1	43-61	.705	1-1	1.000	16-28	.571	49	49	98	3.6	57-1	13	41	17	12	103	3.8
2021-22	AUB	34-0	394/11.6	49-71	.690	0-1	.000	4-10	.400	53	49	102	3.0	60-0	18	9	42	18	102	3.0
2022-23	AUB	32-1	428/13.4	56-75	.747	0-1	.000	7-22	.318	54	66	120	3.8	64-0	35	20	43	9	119	3.7
2023-24	AUB	27-1	397/14.7	54-78	.692	1-4	.250	28-44	.636	47	53	100	3.7	61-0	31	20	40	16	137	5.1
<b>TOTAL</b>		<b>120-2</b>	<b>1628/13.6</b>	<b>202-285</b>	<b>.709</b>	<b>2-7</b>	<b>.286</b>	<b>55-104</b>	<b>.529</b>	<b>203</b>	<b>217</b>	<b>420</b>	<b>3.5</b>	<b>242-1</b>	<b>97</b>	<b>90</b>	<b>142</b>	<b>55</b>	<b>461</b>	<b>3.8</b>



# 2023-24 OVERALL STATISTICS

### Game Records

Record	Overall	Home	Away	Neutral
ALL GAMES	21-6	13-1	4-4	4-1
CONFERENCE	10-4	6-1	4-3	0-0
NON-CONFERENCE	11-2	7-0	0-1	4-1

### Score by Periods

Team	1st	2nd	OT	TOT
Auburn	1101	1132	0	2233
Opponents	832	986	0	1818

### Team Box Score

No.	Player				Total		3-Point		F-Throw		Rebounds											
		GP-GS	MIN	AVG	FG-FGA	FG%	3FG-3FGA	3FG%	FT-FTA	FT%	OFF	DEF	TOT	AVG	PF	DQ	A	TO	BLK	STL	PTS	AVG
4	BROOME, Johni	27-26	663:29	24.6	167-303	.551	21-57	.368	79-131	.603	69	164	233	8.6	66	2	52	42	64	26	434	16.1
2	WILLIAMS, Jaylin	26-26	631:55	24.3	122-210	.581	29-70	.414	64-79	.810	33	89	122	4.7	39	0	49	30	12	21	337	13.0
10	BAKER-MAZARA, Chad	27-1	574:52	21.3	80-173	.462	30-71	.423	84-95	.884	25	77	102	3.8	65	0	61	26	12	27	274	10.1
1	HOLLOWAY, Aden	27-18	546:18	20.2	69-220	.314	48-153	.314	37-49	.755	6	35	41	1.5	32	0	76	23	1	9	223	8.3
12	JONES, Denver	27-25	567:45	21.0	64-161	.398	34-90	.378	51-57	.895	16	34	50	1.9	25	0	37	24	2	16	213	7.9
0	JOHNSON, K.D.	27-1	493:59	18.3	64-164	.390	21-74	.284	53-68	.779	8	41	49	1.8	69	2	37	24	6	36	202	7.5
3	DONALDSON, Tre	27-10	513:50	19.0	71-145	.490	19-52	.365	26-31	.839	11	59	70	2.6	29	0	87	40	0	23	187	6.9
44	CARDWELL, Dylan	27-1	397:15	14.7	54-78	.692	1-4	.250	28-44	.636	47	53	100	3.7	61	0	31	20	40	16	137	5.1
31	JOHNSON, Chaney	27-1	405:12	15.0	46-94	.489	5-26	.192	18-25	.720	25	69	94	3.5	63	1	16	21	9	16	115	4.3
5	MOORE, Chris	27-26	371:60	13.8	19-51	.373	3-19	.158	16-21	.762	22	21	43	1.6	28	0	21	15	10	9	57	2.1
24	BERMAN, Lior	26-0	162:00	6.2	12-30	.400	4-13	.308	10-15	.667	11	18	29	1.1	19	0	6	3	1	1	38	1.5
21	MUSCHALEK, Blake	11-0	16:40	1.5	0-3	.000	0-0	.000	8-13	.615	0	1	1	0.1	0	0	1	1	0	1	8	0.7
23	SCOTT, Addarin	13-0	20:17	1.6	2-2	1.000	0-0	.000	2-2	1.000	2	3	5	0.4	4	0	1	2	3	0	6	0.5
55	HARPER, Jalen	10-0	14:46	1.5	1-8	.125	0-2	.000	0-0	.000	0	0	0	0.0	2	0	1	0	0	0	2	0.2
42	ALEXANDER, Haston	1-0	01:31	1.5	0-0	.000	0-0	.000	0-0	.000	0	1	1	1.0	1	0	0	0	0	0	0	0.0
20	SOBERA, Carter	12-0	18:12	1.5	0-2	.000	0-0	.000	0-0	.000	1	4	5	0.4	0	0	0	0	0	0	0	0.0
Team											41	56	97							9		
<b>Total</b>		<b>27</b>	<b>5400</b>		<b>771-1644</b>	<b>.469</b>	<b>215-631</b>	<b>.341</b>	<b>476-630</b>	<b>.756</b>	<b>317</b>	<b>725</b>	<b>1042</b>	<b>38.6</b>	<b>503</b>	<b>5</b>	<b>476</b>	<b>280</b>	<b>160</b>	<b>201</b>	<b>2233</b>	<b>82.7</b>
<b>Opponents</b>		<b>27</b>	<b>5400</b>		<b>601-1567</b>	<b>.384</b>	<b>161-544</b>	<b>.296</b>	<b>455-611</b>	<b>.745</b>	<b>303</b>	<b>618</b>	<b>921</b>	<b>34.1</b>	<b>514</b>	<b>12</b>	<b>260</b>	<b>354</b>	<b>85</b>	<b>176</b>	<b>1818</b>	<b>67.3</b>

### Team Statistics

	AUB	OPP
<b>Scoring</b>	<b>2233</b>	<b>1818</b>
Points per game	82.7	67.3
Scoring margin	+15.4	-
<b>Field goals-att</b>	<b>771-1644</b>	<b>601-1567</b>
Field goal pct	.469	.384
<b>3 point fg-att</b>	<b>215-631</b>	<b>161-544</b>
3-point FG pct	.341	.296
3-pt FG made per game	8.0	6.0
<b>Free throws-att</b>	<b>476-630</b>	<b>455-611</b>
Free throw pct	.756	.745
F-Throws made per game	17.6	16.9
<b>Rebounds</b>	<b>1042</b>	<b>921</b>
Rebounds per game	38.6	34.1
Rebounding margin	+4.5	-
<b>Assists</b>	<b>476</b>	<b>260</b>
Assists per game	17.6	9.6
<b>Turnovers</b>	<b>280</b>	<b>354</b>
Turnovers per game	10.4	13.1
Turnover margin	+2.7	-
Assist/turnover ratio	1.7	0.7
<b>Steals</b>	<b>201</b>	<b>176</b>
Steals per game	7.4	6.5
<b>Blocks</b>	<b>160</b>	<b>85</b>
Blocks per game	5.9	3.1
<b>Winning streak</b>	<b>1</b>	<b>-</b>
Home win streak	0	-
<b>Attendance</b>	<b>127694</b>	<b>86947</b>
Home games-Avg/Game	14-9121	8-10868
Neutral site-Avg/Game	-	5-5716

### Team Results

Date	Opponent		Score	Att.
11/07/2023	vs Baylor	L	82-88	3028
11/10/2023	Southeastern La.	W	86-71	9121
11/16/2023	vs Notre Dame	W	83-59	5524
11/17/2023	vs St. Bonaventure	W	77-60	4849
11/21/2023	Alabama A&M	W	84-54	9121
11/29/2023	Virginia Tech	W	74-57	9121
12/03/2023	at App State	L	64-69	7037
12/09/2023	vs Indiana	W	104-76	8623
12/13/2023	vs UNC Asheville	W	87-62	6556
12/17/2023	Southern California	W	91-75	9121
12/22/2023	Alabama St.	W	82-62	9121
12/30/2023	Chattanooga	W	101-66	9121
01/02/2024	Penn	W	88-68	9121
01/06/2024	at Arkansas	W	83-51	19200
01/09/2024	Texas A&M	W	66-55	9121
01/13/2024	LSU	W	93-78	9121
01/17/2024	at Vanderbilt	W	80-65	7099
01/20/2024	Ole Miss	W	82-59	9121
01/24/2024	at Alabama	L	75-79	13474
01/27/2024	at Mississippi St.	L	58-64	9175
01/31/2024	Vanderbilt	W	81-54	9121
02/03/2024	at Ole Miss	W	91-77	9631
02/07/2024	Alabama	W	99-81	9121
02/10/2024	at Florida	L	65-81	10808
02/14/2024	South Carolina	W	101-61	9121
02/17/2024	Kentucky	L	59-70	9121
02/24/2024	at Georgia	W	97-76	10523

# 2023-24 CONFERENCE STATISTICS

### Game Records

Record	Overall	Home	Away	Neutral
ALL GAMES	10-4	6-1	4-3	0-0
CONFERENCE	10-4	6-1	4-3	0-0
NON-CONFERENCE	0-0	0-0	0-0	0-0

### Score by Periods

Team	1st	2nd	OT	TOT
Auburn	533	597	0	1130
Opponents	457	494	0	951

### Team Box Score

No.	Player	Total					3-Point		F-Throw		Rebounds				Other							
		GP-GS	MIN	AVG	FG-FGA	FG%	3FG-3FGA	3FG%	FT-FTA	FT%	OFF	DEF	TOT	AVG	PF	DQ	A	TO	BLK	STL	PTS	AVG
4	BROOME, Johni	14-14	364:21	26.0	88-163	.540	14-31	.452	39-60	.650	35	85	120	8.6	34	1	31	20	38	16	229	16.4
2	WILLIAMS, Jaylin	13-13	346:45	26.7	66-114	.579	17-38	.447	39-47	.830	14	44	58	4.5	21	0	23	16	4	9	188	14.5
10	BAKER-MAZARA, Chad	14-1	321:33	23.0	45-94	.479	18-38	.474	47-53	.887	12	48	60	4.3	40	0	35	19	7	16	155	11.1
12	JONES, Denver	14-13	299:43	21.4	34-85	.400	18-45	.400	23-27	.852	9	8	17	1.2	13	0	15	10	2	9	109	7.8
0	JOHNSON, K.D.	14-1	277:03	19.8	32-89	.360	9-36	.250	30-39	.769	3	21	24	1.7	36	1	19	15	3	20	103	7.4
3	DONALDSON, Tre	14-7	275:26	19.7	34-71	.479	7-22	.318	14-17	.824	4	33	37	2.6	15	0	42	22	0	14	89	6.4
1	HOLLOWAY, Aden	14-7	256:37	18.3	27-97	.278	18-71	.254	14-20	.700	4	20	24	1.7	14	0	25	10	0	5	86	6.1
44	CARDWELL, Dylan	14-0	197:27	14.1	26-37	.703	1-3	.333	15-24	.625	20	27	47	3.4	33	0	19	11	24	6	68	4.9
31	JOHNSON, Chaney	14-1	194:05	13.9	25-46	.543	3-15	.200	10-12	.833	7	35	42	3.0	31	0	7	8	3	6	63	4.5
24	BERMAN, Lior	14-0	80:20	5.7	7-16	.438	2-6	.333	6-7	.857	4	9	13	0.9	11	0	4	2	0	1	22	1.6
23	SCOTT, Addarin	5-0	08:33	1.7	2-2	1.000	0-0	.000	0-0	.000	0	1	1	0.2	3	0	1	1	2	0	4	0.8
5	MOORE, Chris	14-13	157:26	11.2	4-20	.200	2-9	.222	1-2	.500	11	8	19	1.4	11	0	6	6	4	5	11	0.8
55	HARPER, Jalen	4-0	06:54	1.7	1-3	.333	0-0	.000	0-0	.000	0	0	0	0.0	1	0	1	0	0	0	2	0.5
21	MUSCHALEK, Blake	4-0	06:54	1.7	0-0	.000	0-0	.000	1-2	.500	0	1	1	0.3	0	0	1	1	0	0	1	0.3
20	SOBERA, Carter	4-0	06:54	1.7	0-1	.000	0-0	.000	0-0	.000	1	3	4	1.0	0	0	0	0	0	0	0	0.0
Team											27	25	52					5				
<b>Total</b>		<b>14</b>	<b>2800</b>		<b>391-838</b>	<b>.467</b>	<b>109-314</b>	<b>.347</b>	<b>239-310</b>	<b>.771</b>	<b>151</b>	<b>368</b>	<b>519</b>	<b>37.1</b>	<b>263</b>	<b>2</b>	<b>229</b>	<b>146</b>	<b>87</b>	<b>107</b>	<b>1130</b>	<b>80.7</b>
<b>Opponents</b>		<b>14</b>	<b>2800</b>		<b>311-820</b>	<b>.379</b>	<b>81-277</b>	<b>.292</b>	<b>248-333</b>	<b>.745</b>	<b>174</b>	<b>322</b>	<b>496</b>	<b>35.4</b>	<b>265</b>	<b>4</b>	<b>130</b>	<b>177</b>	<b>52</b>	<b>93</b>	<b>951</b>	<b>67.9</b>

### Team Statistics

	AUB	OPP
<b>Scoring</b>	<b>1130</b>	<b>951</b>
Points per game	80.7	67.9
Scoring margin	+12.8	-
<b>Field goals-att</b>	<b>391-838</b>	<b>311-820</b>
Field goal pct	.467	.379
<b>3 point fg-att</b>	<b>109-314</b>	<b>81-277</b>
3-point FG pct	.347	.292
3-pt FG made per game	7.8	5.8
<b>Free throws-att</b>	<b>239-310</b>	<b>248-333</b>
Free throw pct	.771	.745
F-Throws made per game	17.1	17.7
<b>Rebounds</b>	<b>519</b>	<b>496</b>
Rebounds per game	37.1	35.4
Rebounding margin	+1.6	-
<b>Assists</b>	<b>229</b>	<b>130</b>
Assists per game	16.4	9.3
<b>Turnovers</b>	<b>146</b>	<b>177</b>
Turnovers per game	10.4	12.6
Turnover margin	+2.2	-
Assist/turnover ratio	1.6	0.7
<b>Steals</b>	<b>107</b>	<b>93</b>
Steals per game	7.6	6.6
<b>Blocks</b>	<b>87</b>	<b>52</b>
Blocks per game	6.2	3.7
<b>Winning streak</b>	<b>1</b>	<b>-</b>
Home win streak	0	-
<b>Attendance</b>	<b>63847</b>	<b>79910</b>
Home games-Avg/Game	7-9121	7-11416
Neutral site-Avg/Game	-	0-0

### Team Results

Date	Opponent		Score	Att.
01/06/2024	at Arkansas	W	83-51	19200
01/09/2024	Texas A&M	W	66-55	9121
01/13/2024	LSU	W	93-78	9121
01/17/2024	at Vanderbilt	W	80-65	7099
01/20/2024	Ole Miss	W	82-59	9121
01/24/2024	at Alabama	L	75-79	13474
01/27/2024	at Mississippi St.	L	58-64	9175
01/31/2024	Vanderbilt	W	81-54	9121
02/03/2024	at Ole Miss	W	91-77	9631
02/07/2024	Alabama	W	99-81	9121
02/10/2024	at Florida	L	65-81	10808
02/14/2024	South Carolina	W	101-61	9121
02/17/2024	Kentucky	L	59-70	9121
02/24/2024	at Georgia	W	97-76	10523

# TEAM AND OPPONENT SUPERLATIVES

## AUBURN GAME HIGHS

### Auburn - Game Highs

<b>POINTS</b>	104	vs Indiana (N) (12/09/2023)
	101	South Carolina (02/14/2024)
	101	Chattanooga (12/30/2023)
	99	Alabama (02/07/2024)
	97	at Georgia (02/24/2024)
<b>FIELD GOALS MADE</b>	37	Chattanooga (12/30/2023)
	36	at Georgia (02/24/2024)
	36	South Carolina (02/14/2024)
<b>FIELD GOAL ATTEMPTS</b>	72	vs Indiana (N) (12/09/2023)
	70	at Arkansas (01/06/2024)
	70	Southeastern La. (11/10/2023)
<b>FIELD GOAL PERCENTAGE</b>	.621 (36-58)	at Georgia (02/24/2024)
	.610 (36-59)	South Carolina (02/14/2024)
<b>3 PT FG MADE</b>	14	at Georgia (02/24/2024)
	14	vs Indiana (N) (12/09/2023)
<b>3 PT FG ATTEMPTS</b>	35	Penn (01/02/2024)
	32	Southeastern La. (11/10/2023)
<b>3 PT FG PERCENTAGE</b>	.600 (12-20)	South Carolina (02/14/2024)
	.538 (14-26)	at Georgia (02/24/2024)
<b>FREE THROWS MADE</b>	40	Alabama (02/07/2024)
	27	LSU (01/13/2024)
<b>FREE THROW ATTEMPTS</b>	50	Alabama (02/07/2024)
	36	Virginia Tech (11/29/2023)
	36	Alabama A&M (11/21/2023)
<b>FREE THROW PERCENTAGE</b>	.909 (10-11)	Ole Miss (01/20/2024)
	.895 (17-19)	South Carolina (02/14/2024)
<b>REBOUNDS</b>	48	at App State (12/03/2023)
	48	Alabama A&M (11/21/2023)
<b>ASSISTS</b>	25	at Ole Miss (02/03/2024)
	25	vs Indiana (N) (12/09/2023)
<b>STEALS</b>	15	LSU (01/13/2024)
	13	Alabama (02/07/2024)
<b>BLOCKED SHOTS</b>	12	Alabama (02/07/2024)
	10	at Alabama (01/24/2024)
	10	vs Baylor (N) (11/07/2023)
<b>TURNOVERS</b>	18	Alabama St. (12/22/2023)
	16	Ole Miss (01/20/2024)
<b>FOULS</b>	32	vs Baylor (N) (11/07/2023)
	28	Alabama (02/07/2024)

## OPPONENT GAME HIGHS

### Opponent - Game Highs

<b>POINTS</b>	88	vs Baylor (N) (11/07/2023)
	81	at Florida (02/10/2024)
	81	Alabama (02/07/2024)
	79	at Alabama (01/24/2024)
	78	LSU (01/13/2024)
<b>FIELD GOALS MADE</b>	28	at Ole Miss (02/03/2024)
	27	at Florida (02/10/2024)
<b>FIELD GOAL ATTEMPTS</b>	68	at Alabama (01/24/2024)
	67	at Florida (02/10/2024)
<b>FIELD GOAL PERCENTAGE</b>	.452 (28-62)	at Ole Miss (02/03/2024)
	.451 (23-51)	vs UNC Asheville (N) (12/13/2023)
<b>3 PT FG MADE</b>	11	at Alabama (01/24/2024)
	11	Chattanooga (12/30/2023)
<b>3 PT FG ATTEMPTS</b>	33	Chattanooga (12/30/2023)
	30	at Alabama (01/24/2024)
<b>3 PT FG PERCENTAGE</b>	.474 (9-19)	vs Baylor (N) (11/07/2023)
	.471 (8-17)	at App State (12/03/2023)
<b>FREE THROWS MADE</b>	28	Alabama (02/07/2024)
	27	vs Baylor (N) (11/07/2023)
<b>FREE THROW ATTEMPTS</b>	35	Alabama (02/07/2024)
	34	vs Baylor (N) (11/07/2023)
<b>FREE THROW PERCENTAGE</b>	.875 (14-16)	Alabama St. (12/22/2023)
	.846 (11-13)	vs St. Bonaventure (N) (11/17/2023)
<b>REBOUNDS</b>	46	at Alabama (01/24/2024)
	45	at Mississippi St. (01/27/2024)
<b>ASSISTS</b>	20	at Ole Miss (02/03/2024)
	16	Chattanooga (12/30/2023)
<b>STEALS</b>	14	Alabama St. (12/22/2023)
	11	Texas A&M (01/09/2024)
<b>BLOCKED SHOTS</b>	7	at Florida (02/10/2024)
	6	at Ole Miss (02/03/2024)
<b>TURNOVERS</b>	21	Virginia Tech (11/29/2023)
	19	Texas A&M (01/09/2024)
<b>FOULS</b>	33	Alabama (02/07/2024)
	26	Alabama A&M (11/21/2023)

## AUBURN GAME LOWS

### Auburn - Game Lows

<b>POINTS</b>	58	at Mississippi St. (01/27/2024)
	59	Kentucky (02/17/2024)
	64	at App State (12/03/2023)
	65	at Florida (02/10/2024)
	66	Texas A&M (01/09/2024)
<b>FIELD GOALS MADE</b>	17	Kentucky (02/17/2024)
	19	at Mississippi St. (01/27/2024)
<b>FIELD GOAL ATTEMPTS</b>	51	Texas A&M (01/09/2024)
	52	vs St. Bonaventure (N) (11/17/2023)
<b>FIELD GOAL PERCENTAGE</b>	.309 (17-55)	Kentucky (02/17/2024)
	.339 (19-56)	at Mississippi St. (01/27/2024)
<b>3 PT FG MADE</b>	2	Virginia Tech (11/29/2023)
	3	at Florida (02/10/2024)
	3	at App State (12/03/2023)
<b>3 PT FG ATTEMPTS</b>	16	Virginia Tech (11/29/2023)
	17	at Florida (02/10/2024)
<b>3 PT FG PERCENTAGE</b>	.111 (3-27)	at App State (12/03/2023)
	.125 (2-16)	Virginia Tech (11/29/2023)
<b>FREE THROWS MADE</b>	8	at Arkansas (01/06/2024)
	9	at Ole Miss (02/03/2024)
	9	at App State (12/03/2023)
<b>FREE THROW ATTEMPTS</b>	11	Ole Miss (01/20/2024)
	11	at Arkansas (01/06/2024)
<b>FREE THROW PERCENTAGE</b>	.474 (9-19)	at App State (12/03/2023)
	.538 (14-26)	at Florida (02/10/2024)
<b>REBOUNDS</b>	29	South Carolina (02/14/2024)
	29	Ole Miss (01/20/2024)
<b>ASSISTS</b>	10	at Florida (02/10/2024)
	11	Kentucky (02/17/2024)
	11	at Alabama (01/24/2024)
<b>STEALS</b>	1	at Florida (02/10/2024)
	3	at Georgia (02/24/2024)
	3	at App State (12/03/2023)
<b>BLOCKED SHOTS</b>	2	at Florida (02/10/2024)
	2	at App State (12/03/2023)
<b>TURNOVERS</b>	3	vs Indiana (N) (12/09/2023)
	5	Alabama (02/07/2024)
<b>FOULS</b>	11	Penn (01/02/2024)
	13	Alabama St. (12/22/2023)

## OPPONENT GAME LOWS

### Opponent - Game Lows

<b>POINTS</b>	51	at Arkansas (01/06/2024)
	54	Vanderbilt (01/31/2024)
	54	Alabama A&M (11/21/2023)
	55	Texas A&M (01/09/2024)
	57	Virginia Tech (11/29/2023)
<b>FIELD GOALS MADE</b>	14	Virginia Tech (11/29/2023)
	15	Vanderbilt (01/31/2024)
<b>FIELD GOAL ATTEMPTS</b>	51	vs UNC Asheville (N) (12/13/2023)
	51	at App State (12/03/2023)
	51	Virginia Tech (11/29/2023)
<b>FIELD GOAL PERCENTAGE</b>	.268 (15-56)	Vanderbilt (01/31/2024)
	.275 (14-51)	Virginia Tech (11/29/2023)
<b>3 PT FG MADE</b>	2	vs Notre Dame (N) (11/16/2023)
	3	at Georgia (02/24/2024)
	3	South Carolina (02/14/2024)
	3	Texas A&M (01/09/2024)
	3	Alabama A&M (11/21/2023)
	3	vs St. Bonaventure (N) (11/17/2023)
<b>3 PT FG ATTEMPTS</b>	13	Kentucky (02/17/2024)
	14	at Georgia (02/24/2024)
	14	Southeastern La. (11/10/2023)
<b>3 PT FG PERCENTAGE</b>	.077 (2-26)	vs Notre Dame (N) (11/16/2023)
	.125 (3-24)	vs St. Bonaventure (N) (11/17/2023)
<b>FREE THROWS MADE</b>	8	at Arkansas (01/06/2024)
	8	Penn (01/02/2024)
<b>FREE THROW ATTEMPTS</b>	13	vs St. Bonaventure (N) (11/17/2023)
	14	Penn (01/02/2024)
<b>FREE THROW PERCENTAGE</b>	.500 (9-18)	at Mississippi St. (01/27/2024)
	.500 (9-18)	vs UNC Asheville (N) (12/13/2023)
<b>REBOUNDS</b>	23	Chattanooga (12/30/2023)
	24	at Georgia (02/24/2024)
<b>ASSISTS</b>	4	at Vanderbilt (01/17/2024)
	5	at Georgia (02/24/2024)
	5	South Carolina (02/14/2024)
<b>STEALS</b>	2	Alabama (02/07/2024)
	2	vs Indiana (N) (12/09/2023)
<b>BLOCKED SHOTS</b>	1	vs UNC Asheville (N) (12/13/2023)
	1	vs St. Bonaventure (N) (11/17/2023)
	1	Southeastern La. (11/10/2023)
<b>TURNOVERS</b>	6	at Georgia (02/24/2024)
	7	at Florida (02/10/2024)
	7	at App State (12/03/2023)
<b>FOULS</b>	9	vs UNC Asheville (N) (12/13/2023)
	11	at Arkansas (01/06/2024)

# TEAM AND INDIVIDUAL SUPERLATIVES

## AUBURN INDIVIDUAL HIGHS

### Auburn - Individual Game Highs

<b>POINTS</b>	30	Johni Broome vs Virginia Tech (11/29/2023)
	26	Jaylin Williams vs Alabama (02/07/2024)
	25	Chad Baker-Mazara at Georgia (02/24/2024)
	25	Johni Broome at Alabama (01/24/2024)
	24	Johni Broome vs Alabama (02/07/2024)
	24	Johni Broome vs Penn (01/02/2024)
	24	Aden Holloway vs Indiana (N) (12/09/2023)
	24	Jaylin Williams vs Indiana (N) (12/09/2023)
<b>FIELD GOALS MADE</b>	11	Johni Broome at Alabama (01/24/2024)
	11	Johni Broome vs Virginia Tech (11/29/2023)
<b>FIELD GOAL ATTEMPTS</b>	19	Johni Broome vs Virginia Tech (11/29/2023)
	17	Johni Broome at Alabama (01/24/2024)
<b>FIELD GOAL PERCENTAGE (min 5 made)</b>	1.000 (9-9)	Jaylin Williams vs Chattanooga (12/30/2023)
	1.000 (7-7)	Jaylin Williams at Vanderbilt (01/17/2024)
<b>3 PT FG MADE</b>	5	Aden Holloway at Georgia (02/24/2024)
	5	Jaylin Williams vs South Carolina (02/14/2024)
	5	Aden Holloway vs Indiana (N) (12/09/2023)
<b>3 PT FG ATTEMPTS</b>	10	Aden Holloway vs LSU (01/13/2024)
	8	Aden Holloway at Georgia (02/24/2024)
	8	Denver Jones vs Vanderbilt (01/31/2024)
	8	Aden Holloway vs Chattanooga (12/30/2023)
	8	Aden Holloway vs Indiana (N) (12/09/2023)
	8	Aden Holloway vs Southeastern La. (11/10/2023)
	8	Aden Holloway vs Baylor (N) (11/07/2023)
<b>3 PT FG PERCENTAGE (min 2 made)</b>	1.000 (3-3)	Chad Baker-Mazara vs UNC Asheville (N) (12/13/2023)
	1.000 (3-3)	Denver Jones vs St. Bonaventure (N) (11/17/2023)
	1.000 (2-2)	Chad Baker-Mazara vs South Carolina (02/14/2024)
	1.000 (2-2)	Johni Broome vs Vanderbilt (01/31/2024)
	1.000 (2-2)	Jaylin Williams at Vanderbilt (01/17/2024)
	1.000 (2-2)	Jaylin Williams vs LSU (01/13/2024)
	1.000 (2-2)	Jaylin Williams vs Chattanooga (12/30/2023)
	1.000 (2-2)	K.D. Johnson vs Chattanooga (12/30/2023)
	1.000 (2-2)	Denver Jones vs Southern California (12/17/2023)
<b>FREE THROWS MADE</b>	9	Chad Baker-Mazara vs Kentucky (02/17/2024)
	9	Johni Broome vs Alabama (02/07/2024)
	9	Jaylin Williams vs Alabama (02/07/2024)
<b>FREE THROW ATTEMPTS</b>	13	Johni Broome vs Virginia Tech (11/29/2023)
	11	Johni Broome vs Alabama (02/07/2024)
	11	Chad Baker-Mazara vs Alabama (02/07/2024)
	11	Johni Broome vs St. Bonaventure (N) (11/17/2023)
<b>FREE THROW PERCENTAGE (min 3 made)</b>	1.000 (9-9)	Chad Baker-Mazara vs Kentucky (02/17/2024)
	1.000 (7-7)	Chad Baker-Mazara at Georgia (02/24/2024)
	1.000 (6-6)	Chad Baker-Mazara vs LSU (01/13/2024)
	1.000 (6-6)	K.D. Johnson vs LSU (01/13/2024)
	1.000 (6-6)	Jaylin Williams vs Alabama St. (12/22/2023)
	1.000 (6-6)	Denver Jones vs Southern California (12/17/2023)
	1.000 (6-6)	Denver Jones vs Virginia Tech (11/29/2023)
	1.000 (6-6)	Dylan Cardwell vs St. Bonaventure (N) (11/17/2023)
	1.000 (5-5)	Jaylin Williams at Vanderbilt (01/17/2024)
	1.000 (5-5)	Jaylin Williams vs Texas A&M (01/09/2024)
	1.000 (5-5)	Aden Holloway vs Indiana (N) (12/09/2023)
	1.000 (5-5)	Chad Baker-Mazara vs Virginia Tech (11/29/2023)
	1.000 (4-4)	Johni Broome vs Kentucky (02/17/2024)
	1.000 (4-4)	K.D. Johnson vs South Carolina (02/14/2024)
	1.000 (4-4)	Dylan Cardwell vs South Carolina (02/14/2024)
	1.000 (4-4)	Chad Baker-Mazara at Florida (02/10/2024)
	1.000 (4-4)	Tre Donaldson vs Alabama (02/07/2024)
	1.000 (4-4)	Jaylin Williams at Mississippi St. (01/27/2024)
	1.000 (4-4)	Dylan Cardwell at Vanderbilt (01/17/2024)
	1.000 (4-4)	Tre Donaldson vs LSU (01/13/2024)
<b>REBOUNDS</b>	14	Johni Broome at Alabama (01/24/2024)
	13	Johni Broome at Georgia (02/24/2024)
	13	Johni Broome vs Alabama St. (12/22/2023)
	13	Johni Broome at App State (12/03/2023)
	13	Johni Broome vs Virginia Tech (11/29/2023)
<b>ASSISTS</b>	7	Johni Broome at Ole Miss (02/03/2024)
	7	Jaylin Williams vs Indiana (N) (12/09/2023)
<b>STEALS</b>	5	Chad Baker-Mazara vs LSU (01/13/2024)
	4	K.D. Johnson vs UNC Asheville (N) (12/13/2023)
<b>BLOCKED SHOTS</b>	5	Johni Broome vs Alabama (02/07/2024)
	5	Johni Broome vs Vanderbilt (01/31/2024)
	5	Johni Broome at Alabama (01/24/2024)
	5	Dylan Cardwell vs LSU (01/13/2024)
	5	Dylan Cardwell vs Baylor (N) (11/07/2023)
<b>TURNOVERS</b>	4	Tre Donaldson vs Vanderbilt (01/31/2024)
	4	Johni Broome vs Ole Miss (01/20/2024)
	4	Dylan Cardwell vs Ole Miss (01/20/2024)
	4	Johni Broome vs Alabama St. (12/22/2023)
	4	Dylan Cardwell vs Notre Dame (N) (11/16/2023)
	4	Tre Donaldson vs Baylor (N) (11/07/2023)
<b>FOULS</b>	6	K.D. Johnson vs Virginia Tech (11/29/2023)
	6	Johni Broome vs Baylor (N) (11/07/2023)

## OPPONENT INDIVIDUAL HIGHS

### Opponent - Individual Game Highs

<b>POINTS</b>	28	Ja'Kobe Walter vs Baylor (N) (11/07/2023)
	25	Mark Sears vs Alabama (02/07/2024)
	24	Roger McFarlane vs Southeastern La. (11/10/2023)
	23	Draw Pember vs UNC Asheville (N) (12/13/2023)
	22	Antonio Reeves vs Kentucky (02/17/2024)
	22	Meechie Johnson vs South Carolina (02/14/2024)
	22	Riley Kugel at Florida (02/10/2024)
	22	Mark Sears at Alabama (01/24/2024)
	22	Boogie Ellis vs Southern California (12/17/2023)
<b>FIELD GOALS MADE</b>	9	Mark Sears at Alabama (01/24/2024)
	9	Roger McFarlane vs Southeastern La. (11/10/2023)
<b>FIELD GOAL ATTEMPTS</b>	23	Roger McFarlane vs Southeastern La. (11/10/2023)
	21	Mark Sears at Alabama (01/24/2024)
<b>FIELD GOAL PERCENTAGE (min 5 made)</b>	.875 (7-8)	Chad Venning vs St. Bonaventure (N) (11/17/2023)
	.857 (6-7)	Moussa Cisse at Ole Miss (02/03/2024)
<b>3 PT FG MADE</b>	5	Rylan Griffen at Alabama (01/24/2024)
	4	Rylan Griffen vs Alabama (02/07/2024)
	4	Latrell Wrightsell Jr. at Alabama (01/24/2024)
	4	Tyrell Ward vs LSU (01/13/2024)
	4	Keyon Menifield Jr. at Arkansas (01/06/2024)
	4	Sam Brown vs Penn (01/02/2024)
	4	Honor Huff vs Chattanooga (12/30/2023)
	4	Roger McFarlane vs Southeastern La. (11/10/2023)
	4	Ja'Kobe Walter vs Baylor (N) (11/07/2023)
<b>3 PT FG ATTEMPTS</b>	10	Rylan Griffen at Alabama (01/24/2024)
	9	Josh Hubbard at Mississippi St. (01/27/2024)
	9	Keyon Menifield Jr. at Arkansas (01/06/2024)
<b>3 PT FG PERCENTAGE (min 2 made)</b>	.750 (3-4)	Jaydon Young vs Virginia Tech (11/29/2023)
	.667 (4-6)	Rylan Griffen vs Alabama (02/07/2024)
	.667 (4-6)	Latrell Wrightsell Jr. at Alabama (01/24/2024)
	.667 (4-6)	Sam Brown vs Penn (01/02/2024)
	.667 (2-3)	Allen Flanigan at Ole Miss (02/03/2024)
	.667 (2-3)	Brandon Murray at Ole Miss (02/03/2024)
	.667 (2-3)	Demetrius Davis vs Chattanooga (12/30/2023)
	.667 (2-3)	Gabe Cupps vs Indiana (N) (12/09/2023)
	.667 (2-3)	Myles Tate at App State (12/03/2023)
	.667 (2-3)	CJ Huntley at App State (12/03/2023)
	.667 (2-3)	John Camden vs Virginia Tech (11/29/2023)
<b>FREE THROWS MADE</b>	12	Mark Sears vs Alabama (02/07/2024)
	10	Ja'Kobe Walter vs Baylor (N) (11/07/2023)
<b>FREE THROW ATTEMPTS</b>	13	Mark Sears vs Alabama (02/07/2024)
	12	Grant Nelson vs Alabama (02/07/2024)
<b>FREE THROW PERCENTAGE (min 3 made)</b>	1.000 (10-10)	Ja'Kobe Walter vs Baylor (N) (11/07/2023)
	1.000 (7-7)	Jordan Wright vs LSU (01/13/2024)
	1.000 (7-7)	Trae Hannibal vs LSU (01/13/2024)
	1.000 (6-6)	Adou Thiero vs Kentucky (02/17/2024)
	1.000 (6-6)	D.J. Wagner vs Kentucky (02/17/2024)
	1.000 (6-6)	Jaemyn Brakefield at Ole Miss (02/03/2024)
	1.000 (6-6)	Jason Rivera-Torres at Vanderbilt (01/17/2024)
	1.000 (5-5)	Riley Kugel at Florida (02/10/2024)
	1.000 (4-4)	Jabril Abdul-Rahim at Georgia (02/24/2024)
	1.000 (4-4)	Meechie Johnson vs South Carolina (02/14/2024)
	1.000 (4-4)	Zyon Pullin at Florida (02/10/2024)
	1.000 (4-4)	Allen Flanigan vs Ole Miss (01/20/2024)
	1.000 (4-4)	Wade Taylor IV vs Texas A&M (01/09/2024)
	1.000 (4-4)	Trey Bonham vs Chattanooga (12/30/2023)
	1.000 (4-4)	Mackenzie Mgbako vs Indiana (N) (12/09/2023)
	1.000 (4-4)	Terence Harcum at App State (12/03/2023)
	1.000 (4-4)	Nick Caldwell vs Southeastern La. (11/10/2023)
	1.000 (3-3)	Mark Sears at Alabama (01/24/2024)
	1.000 (3-3)	Henry Coleman III vs Texas A&M (01/09/2024)
	1.000 (3-3)	Honor Huff vs Chattanooga (12/30/2023)
<b>REBOUNDS</b>	13	Andersson Garcia vs Texas A&M (01/09/2024)
	12	Ven-Allen Lubin vs Vanderbilt (01/31/2024)
	12	D.J. Jeffries at Mississippi St. (01/27/2024)
<b>ASSISTS</b>	8	Mark Sears at Alabama (01/24/2024)
	6	Jaylen Murray at Ole Miss (02/03/2024)
	6	Nick Spinoso vs Penn (01/02/2024)
	6	Caleb Burgess vs UNC Asheville (N) (12/13/2023)
<b>STEALS</b>	5	Reed Sheppard vs Kentucky (02/17/2024)
	4	Silas Demary Jr. at Georgia (02/24/2024)
	4	Jason Rivera-Torres at Vanderbilt (01/17/2024)
	4	Andersson Garcia vs Texas A&M (01/09/2024)
<b>BLOCKED SHOTS</b>	5	Micah Handlogten at Florida (02/10/2024)
	4	Moussa Cisse at Ole Miss (02/03/2024)
<b>TURNOVERS</b>	7	Henry Coleman III vs Texas A&M (01/09/2024)
	7	Sean Pedulla vs Virginia Tech (11/29/2023)
	7	Rajl Dennis vs Baylor (N) (11/07/2023)
<b>FOULS</b>	5	Justin Edwards vs Kentucky (02/17/2024)
	5	Grant Nelson vs Alabama (02/07/2024)
	5	Aaron Estrada vs Alabama (02/07/2024)
	5	Evan Taylor vs Vanderbilt (01/31/2024)
	5	Vincent Iwuchukwu vs Southern California (12/17/2023)
	5	Isaiah Collier vs Southern California (12/17/2023)
	5	Justin Abson at App State (12/03/2023)
	5	Mekhi Long vs Virginia Tech (11/29/2023)
	5	Robbie Beran vs Virginia Tech (11/29/2023)
	5	Chad Venning vs St. Bonaventure (N) (11/17/2023)
	5	Noel Brown vs St. Bonaventure (N) (11/17/2023)
	5	Alec Woodard vs Southeastern La. (11/10/2023)

# MISCELLANEOUS STATISTICS

## AUBURN'S RECORD IN BRUCE PEARL ERA

Overall (On-Court)	21-6	208-117
Home	13-1	125-32
Away	4-4	46-65
Neutral	4-1	38-20
Conference (On-Court)	10-4	94-82
Home	6-1	59-29
Away	4-3	35-53
Non-Conference (On-Court)	11-2	109-35
Home	7-0	62-3
Away	0-1	9-12
Neutral	4-1	37-20
Overtime	0-0	12-6
Ranked opponents	3-2	21-28
Unranked opponents	18-4	175-89
Wearing white uniforms	14-1	123-42
Wearing navy uniforms	4-3	43-52
Wearing orange uniforms	3-2	30-23
Leading at half	20-1	152-25
Trailing at half	1-4	39-87
Tied at half	0-1	5-5
Leading with 5:00 remaining in second half	21-1	174-7
Trailing with 5:00 remaining in second half	0-4	20-105
Tied with 5:00 remaining in second half	0-1	4-5
Has more rebounds than opponent	14-1	124-28
Has fewer rebounds than opponent	5-4	68-50
Same rebounds as opponent	2-1	4-9
Commits more turnovers than opponent	3-3	46-71
Causes more turnovers than opponent	16-3	133-48
Same turnovers as opponent	2-0	17-8
Has more FT attempts than opponent	11-1	132-43
Has fewer FT attempts than opponent	10-4	62-70
Same FT attempts as opponent	0-1	3-4
Shoots 40% or better from field	19-3	166-52
Shoots less than 40% from field	2-3	30-65
Opponent shoots 40% or better from field	7-5	112-101
Opponent shoots less than 40% from field	14-1	84-16
Shoots better than opponent	21-3	147-22
Opponent shoots better	0-3	47-94
Same FG percentage	0-0	2-1
Auburn bench outscores opponent's bench	21-5	130-42
Opponent's bench outscores Auburn bench	0-1	63-70
Same points off the bench	0-0	2-6
Auburn scores 100 or more	3-0	12-1
Auburn scores between 90-99	5-0	31-2
Auburn scores between 80-89	10-1	75-18
Auburn scores between 70-79	2-1	54-26
Auburn scores between 60-69	1-2	20-41
Auburn scores less than 60	0-2	3-29
Opponent scores 100 or more	0-0	0-5
Opponent scores between 90-99	0-0	3-17
Opponent scores between 80-89	1-2	21-38
Opponent scores between 70-79	6-2	64-33
Opponent scores between 60-69	7-2	67-19
Opponent scores less than 60	7-0	40-5
On Sunday	1-1	7-4
On Monday	0-0	6-5
On Tuesday	3-1	37-24
On Wednesday	6-1	42-25
On Thursday	1-0	12-3
On Friday	3-0	26-6
On Saturday	7-3	66-50
In November	5-1	46-10
In December	5-1	47-14
In January	7-2	48-33
In February	4-2	32-42
In March	0-0	23-17
In April	0-0	0-1
Five-plus players score in double-figures	4-0	45-9
Four players score in double figures	10-0	73-21
Three players score in double figures	5-3	54-47
Two players score in double figures	2-3	24-32
One player scores in double figures	0-0	1-8

## MISCELLANEOUS

Largest margin of victory	40 vs. South Carolina (2/14/24)
Smallest margin of victory	11 vs. Texas A&M (1/9/24)
Largest margin of defeat	16 at Florida (2/10/24)
Smallest margin of defeat	4 at Alabama (1/24/24)
Biggest rebound margin	+23 vs. Chattanooga (12/30/23)
Biggest rebound deficit	-15 at Mississippi State (1/27/24)
Average margin of victory/defeat	+22.0/-8.0
Largest halftime lead	+34 (49-15) vs. Alabama A&M (11/21/23)
Largest halftime lead blown	+9 (43-34) vs. Baylor (11/7/23)
Largest halftime deficit	-16 (42-26) at Florida (2/10/24)
Largest halftime deficit overcome to win	-9 (44-35) at Ole Miss (2/3/24)
Largest overall lead	43 vs. Alabama A&M, 2nd Half (11/21/23)
Largest overall lead blown	9 vs. Baylor, 1st Half (11/7/23)
Largest overall deficit	-29 at Florida, 2nd Half (2/10/24)
Largest deficit overcome to win	-13 at Ole Miss (2/3/24)

## TEAM EXTREMES

Most points scored	104 vs. Indiana (12/9/23)
Fewest points scored	58 at Mississippi State (1/27/24)
Most rebounds	48 at Appalachian St. (12/3/23), vs. Alabama A&M (11/21/23)
Fewest rebounds	29 vs. South Carolina (2/14/24), vs. Ole Miss (1/20/24)
Most assists	25 at Ole Miss (2/3/24), vs. Indiana (12/9/23)
Fewest assists	9 at Florida (2/10/24)
Most turnovers	18 vs. Alabama State (12/22/23)
Fewest turnovers	3 vs. Indiana (12/9/23) - tied school single-game record
Most steals	15 vs. LSU (1/13/24)
Fewest steals	1 at Florida (2/10/24)
Most blocks	12 vs. Alabama (2/7/24)
Fewest blocks	2 at Florida (2/10/24), at Appalachian State (12/3/23)
Best shooting percentage	.621 (36-58) at Georgia (2/24/24)
Worst shooting percentage	.309 (17-55) vs. Kentucky (2/17/24)
Best 3-pt. percentage	.600 (12-20) vs. South Carolina (2/14/24)
Worst 3-pt. percentage	.111 (3-27) at Appalachian State (12/3/23)
Best FT percentage	.909 (10-11) vs. Ole Miss (1/20/24)
Worst FT percentage	.474 (9-19) at Appalachian State (12/3/23)
Most points (1st half)	55 vs. Alabama (2/7/24)
Fewest points (1st half)	21 at Mississippi State (1/27/24)
Most points (2nd half)	56 at Ole Miss (2/3/24)
Fewest points (2nd half)	29 vs. St. Bonaventure (11/17/23)
Most points (OT)	
Fewest points (OT)	

## STARTING LINEUPS

### Record when starting lineup is:

Donaldson, Jones, Moore, J. Williams, Broome	5-3
Holloway, Jones, Moore, J. Williams, Broome	14-2
Holloway, Jones, Baker-Mazara, C. Johnson, Broome	1-0
Holloway, Donaldson, Moore, J. Williams, Cardwell	1-0
Donaldson, K. Johnson, Moore, J. Williams, Broome	0-1

### Record when starts (Career):

Johni Broome	20-6 (82-37)
Jaylin Williams	20-6 (52-33)
Chaney Johnson	1-0 (50-17)
Denver Jones	20-5 (37-22)
Chris Moore	20-6 (32-9)
K.D. Johnson	0-1 (25-7)
Aden Holloway	16-2 (16-2)
Chad Baker-Mazara	1-0 (8-6)
Tre Donaldson	6-4 (6-4)
Dylan Cardwell	1-0 (2-0)

# 2023-24 BOX SCORES

## GAME 1 | #20/17 BAYLOR 88, AUBURN 82

Official Basketball Box Score - Final <b>Auburn at Baylor</b> 11/07/23 Sanford Pentagon, Sioux Falls 2023-24 Men's Basketball Officials: Doug Simons, Pat Adams, Terry Ojlesky													Game Time: 8:00 PM Game Duration: 2:25 Attendance: 3,028		
<b>Auburn - 82</b> Record: 0-1															
NO. Name	Min	FG M-A	3P M-A	FT M-A	Rebounds OR DR TOT	Fouls PF FD	TP	AS	TO	ST	Blocks BS BA	+/-			
2 Jaylin Williams	F 26:31	2-6	0-1	0-0	2 4 6	1 1 4	1	2	0	1	0	-9			
4 Johni Broome	F 25:25	4-10	2-3	6-10	5 6 11	6 7 16	2	1	0	1	1	-9			
5 Chris Moore	F 23:04	2-4	0-0	0-0	0 2 2	4 2 4	1	0	0	2	1	-11			
3 Tre Donaldson	G 13:56	2-3	0-1	2-2	0 3 3	4 1 6	1	1	4	0	0	3			
12 Denver Jones	G 23:50	4-10	3-5	2-2	0 1 1	2 2 13	2	2	1	0	1	4			
0 K.D. Johnson	B 16:10	3-5	0-1	0-0	0 0 0	4 0 6	0	1	1	0	0	-10			
1 Aden Holloway	26:04	6-15	4-8	3-5	0 3 3	0 3 19	6	3	0	1	1	-9			
10 Chad Baker-Mazara	12:17	2-4	0-0	3-3	2 0 2	4 3 7	0	1	2	0	0	3			
31 Chaney Johnson	13:45	1-3	0-0	0-0	1 2 3	2 0 2	1	0	0	0	0	1			
44 Dylan Cardwell	14:19	2-3	0-0	1-3	2 2 4	4 2 5	4	0	1	5	0	5			
24 Lior Berman	04:39	0-0	0-0	0-0	0 0 0	1 0 1	0	0	0	0	0	2			
<b>Team</b>					2 1 3	0	0	1							
<b>Totals</b>		28-63	9-19	17-25	14 24 38	32 21	82	18	15	5	10	4			

Shooting By Period		
1st FG%	15-30	50.0%
3PT%	3-6	50.0%
FT%	10-13	76.9%
2nd FG%	13-33	39.4%
3PT%	6-13	46.2%
FT%	7-12	58.3%
GM FG%	28-63	44.4%
3PT%	9-19	47.4%
FT%	17-25	68.0%
Dead Ball Rebounds: 3, 1		

<b>Baylor - 88</b> Record: 1-0												
NO. Name	Min	FG M-A	3P M-A	FT M-A	Rebounds OR DR TOT	Fouls PF FD	TP	AS	TO	ST	Blocks BS BA	+/-
11 Jalen Bridges	F 31:13	4-10	2-6	3-5	1 7 8	1 4 13	2	0	2	1	1	12
23 Jonathan Tchamwa Tchatchoua	F 06:33	0-0	0-0	0-0	1 0 1	1 0 0	0	0	0	0	0	-5
2 Jayden Nunn	G 28:58	1-8	0-1	5-6	2 4 6	3 5 7	3	0	3	1	3	15
4 Ja'Kobe Walter	G 33:25	7-13	4-7	10-10	3 3 6	2 8 8	2	0	2	0	1	9
10 RayJ Dennis	G 28:51	6-10	1-1	2-2	0 4 4	4 1 15	2	7	2	0	1	10
21 Yves Missi	17:41	3-5	0-0	4-6	0 0 0	4 8 10	0	1	2	2	1	17
13 Langston Love	20:23	3-9	2-4	2-3	1 1 2	1 2 10	1	0	1	1	0	-9
15 Josh Ojariwuna	15:46	1-2	0-0	1-2	3 2 5	4 2 3	1	2	0	0	0	-6
1 Miro Little	02:09	1-1	0-0	0-0	0 1 1	2 1 2	0	2	0	0	0	-3
12 Dantwan Grimes	02:32	0-2	0-0	0-0	1 0 1	0 0 0	0	0	0	0	0	-5
33 Caleb Lohner	12:29	0-0	0-0	0-0	1 1 2	0 0 0	1	1	0	0	0	-5
<b>Team</b>					1 1 2	0	0	1				
<b>Totals</b>		26-60	9-19	27-34	14 24 38	22 31	88	10	15	10	4	10

Shooting By Period		
1st FG%	12-32	37.5%
3PT%	4-11	36.4%
FT%	6-8	75%
2nd FG%	14-28	50.0%
3PT%	5-8	62.5%
FT%	21-26	80.8%
GM FG%	26-60	43.3%
3PT%	9-19	47.4%
FT%	27-34	79.4%
Dead Ball Rebounds: 2, 2		

AUBURN		BAYLOR		Points from Turnovers		AUBURN		BAYLOR		Period by Period Scoring		
Biggest lead	9 (1 <sup>st</sup> 0:22)	6 (1 <sup>st</sup> 12:21)	16	18	1st	2nd	TOT	AUBURN	BAYLOR	1st	2nd	TOT
Best Scoring Run	7 (1 <sup>st</sup> 6:16)	11 (2 <sup>nd</sup> 1:25)	Paint	34	32	34	39	82	88			
Lead Changes	6	5	Second Chance	12	17	34	54	88				
Times Tied	5	6	Fast Breaks	14	9							
Time with Lead	25:20	11:08	Bench	39	25							

## GAME 2 | AUBURN 86, SOUTHEASTERN LOUISIANA 71

Official Basketball Box Score - Final <b>Southeastern La. at Auburn</b> 11/10/23 Neville Arena, Auburn 2023-24 Men's Basketball Officials: Mike Nance, Garrick Shannon, Hunter Allen													Game Time: 7:00 PM Game Duration: 2:04 Attendance: 9,121		
<b>Southeastern La. - 71</b> Record: 1-1															
NO. Name	Min	FG M-A	3P M-A	FT M-A	Rebounds OR DR TOT	Fouls PF FD	TP	AS	TO	ST	Blocks BS BA	+/-			
15 Brody Rowbury	F 35:17	2-5	0-0	5-8	1 4 5	1 7 9	1	0	2	0	1	-6			
22 Nick Caldwell	F 18:57	3-6	0-1	4-4	3 3 6	4 2 2	10	0	0	0	0	-6			
1 Avery Wilson	G 23:44	2-4	0-0	0-0	0 1 1	4 1 4	4	1	1	0	1	-6			
2 Roscoe Eastmond	G 35:05	5-15	1-2	4-6	2 2 4	2 3 15	2	3	1	0	2	-15			
3 Roger McFarlane	G 35:20	9-23	4-7	2-2	2 9 11	1 1 24	0	1	0	0	3	-17			
8 Carlos Paez	14:34	1-3	0-1	0-0	0 1 1	3 1 2	2	2	1	1	0	-6			
20 Alec Woodard	22:01	3-5	0-1	0-0	2 1 3	5 2 6	0	1	1	0	0	-7			
13 Dylan Canoville	03:35	0-0	0-0	0-0	0 0 0	0 0 0	0	0	0	0	0	-7			
11 Anthony Bittar	04:48	0-0	0-0	1-2	0 0 0	0 1 1	1	0	1	0	0	-4			
0 Kam Burton	06:39	0-2	0-2	0-0	0 0 0	0 1 0	0	0	1	0	0	-1			
<b>Team</b>					0 2 2	0	0	0	0	0	0				
<b>Totals</b>		25-63	5-14	16-22	10 23 33	20 19	71	6	9	5	1	7			

<b>Auburn - 86</b> Record: 1-1												
NO. Name	Min	FG M-A	3P M-A	FT M-A	Rebounds OR DR TOT	Fouls PF FD	TP	AS	TO	ST	Blocks BS BA	+/-
2 Jaylin Williams	F 21:28	2-7	2-5	3-4	2 1 3	1 3 9	2	1	1	2	0	9
4 Johni Broome	F 24:09	7-12	1-1	3-3	2 9 11	4 2 18	2	1	2	0	6	
5 Chris Moore	F 12:26	1-2	0-1	0-0	1 1 2	0 0 0	2	1	1	0	1	11
3 Tre Donaldson	G 17:54	1-4	1-2	0-0	0 3 3	2 1 3	4	1	0	0	0	-2
12 Denver Jones	G 22:19	2-5	1-3	3-4	0 2 2	2 2 8	4	2	0	0	0	13
10 Chad Baker-Mazara	23:29	3-6	1-3	5-6	0 6 6	3 4 12	1	0	1	0	0	5
31 Chaney Johnson	18:32	2-11	0-3	0-0	7 4 11	2 4 1	2	4	1	3	1	0
0 K.D. Johnson	19:24	4-9	2-5	3-3	0 2 2	2 2 13	3	1	2	1	0	9
1 Aden Holloway	22:06	1-10	3-8	0-0	0 0 0	2 1 1	1	3	0	0	0	17
44 Dylan Cardwell	15:51	3-3	0-0	0-0	2 2 4	3 2 6	0	0	0	1	0	9
24 Lior Berman	02:22	0-1	0-1	0-0	0 0 0	0 1 0	0	0	0	0	0	-8
<b>Team</b>					1 1 2	0	0	0	0	0	0	
<b>Totals</b>		29-70	11-32	17-20	15 31 46	19 20	86	21	11	6	7	15

SLU		AUB		Points from Turnovers		SLU		AUB		Period by Period Scoring		
Biggest lead	2 (1 <sup>st</sup> 19:08)	17 (2 <sup>nd</sup> 18:41)	12	10	1st	2nd	TOT	SLU	AUB	1st	2nd	TOT
Best Scoring Run	8 (1 <sup>st</sup> 6:50)	11 (1 <sup>st</sup> 12:58)	Paint	32	36	28	43	71				
Lead Changes	3	3	Second Chance	19	17							
Times Tied	0	0	Fast Breaks	11	12							
Time with Lead	03:39	35:29	Bench	9	46							

## GAME 3 | AUBURN 83, NOTRE DAME 59

Official Basketball Box Score - Final <b>Auburn at Notre Dame</b> 11/16/23 Barclays Center, Brooklyn 2023 Wild Seats Legends Classic Presented by Old Trapper Officials: Matt Potter, AJ Desai, Pat Evans													Game Time: 9:00 PM Game Duration: 1:55 Attendance: 5,534		
<b>Auburn - 83</b> Record: 2-1															
NO. Name	Min	FG M-A	3P M-A	FT M-A	Rebounds OR DR TOT	Fouls PF FD	TP	AS	TO	ST	Blocks BS BA	+/-			
2 Jaylin Williams	F 22:31	5-11	1-3	0-0	1 6 7	0 1 11	2	1	0	2	0	12			
4 Johni Broome	F 19:03	7-9	1-2	0-1	2 4 6	4 2 15	4	3	0	0	0	23			
5 Chris Moore	F 22:42	3-4	1-1	3-4	3 1 4	0 2 10	2	0	0	0	0	21			
1 Aden Holloway	G 22:42	5-9	4-5	1-1	0 1 1	1 15 5	2	2	0	0	0	19			
12 Denver Jones	G 17:53	1-5	0-2	0-0	2 2 2	0 2 2	1	1	1	0	0	14			
0 K.D. Johnson	02:16	0-2	0-0	6-7	0 3 3	2 5 8	0	1	1	0	1	13			
10 Chad Baker-Mazara	18:44	2-3	0-1	2-3	0 2 2	0 3 6	1	1	1	1	0	5			
31 Chaney Johnson	13:22	2-2	0-0	0-0	4 4 5	4 0 4	1	0	0	0	0	12			
3 Tre Donaldson	16:34	4-6	2-4	0-0	1 1 2	0 10 5	0	1	0	0	0	3			
44 Dylan Cardwell	15:36	1-2	0-0	0-0	1 0 1	2 0 2	1	4	2	1	0	-3			
24 Lior Berman	05:34	0-0	0-0	0-0	1 2 3	2 0 0	0	0	0	0	0	1			
20 Carter Sobera	00:44	0-0	0-0	0-0	0 0 0	0 0 0	0	0	0	0	0	0			
21 Blake Muschalek	00:44	0-1	0-0	0-0	0 0 0	0 0 0	0	0	0	0	0	0			
23 Addarin Scott	00:44	0-0	0-0	0-0	0 0 0	0 0 0	0	0	0	0	0	0			
55 Jalen Harper	00:44	0-0	0-0	0-0	0 0 0	0 0 0	0	0	0	0	0	0			
<b>Team</b>					0 1 1	0	0	0	0	0	0				
<b>Totals</b>		31-58	9-20	12-16	9 26 35	18 16	83	22	13	6	5	24			

Shooting By Period		
1st FG%	15-35	42.9%
3PT%	2-13	15.4%
FT%	6-7	85.7%
2nd FG%	6-27	22.2%
3PT%	0-13	0.0%
FT%	14	

# 2023-24 BOX SCORES

## GAME 5 | AUBURN 84, ALABAMA A&M 54

**NCAA** Official Basketball Box Score - Final  
**Alabama A&M at Auburn**  
 11/21/23 Neville Arena, Auburn  
 2023-24 Men's Basketball  
 Game Time: 7:00 PM  
 Game Duration: 2:04  
 Attendance: 9,121  
 Officials: Pat Adams, Rob Rorke, Doug Simons

Alabama A&M - 54														
Record: 0-3														
NO.	Name	Min	FG	3P	FT	Rebounds	Fouls	TP	AS	TO	ST	Blocks	+/-	
			M/A	M/A	M/A	OR DR TOT	PF					BS BA		
2	Omarl Peek	F 21:33	1-7	0-2	2-2	1 2 3	0 3 4	0	0	0	1	0 1	-38	
34	EJ Williams	G 13:40	1-3	0-0	0-0	1 0 1	2 1 3	0	1	3	0	1 0	-19	
4	Caleb Blackwell	G 22:28	0-4	0-3	0-0	0 1 1	3 1 0	1	1	0	2	0 0	-37	
15	Dalain Smith	G 18:21	3-8	0-1	1-1	1 0 1	3 1 7	0	1	0	1	0 0	-7	
22	Lorenzo Downey	G 19:03	0-4	0-2	0-0	0 2 2	2 1 1	0	1	2	1	0 0	-31	
30	William Tavares	12:48	1-1	1-1	0-0	0 3 3	1 1 3	0	0	1	0	0 0	8	
23	Chad Moodie	17:58	2-5	0-0	5-6	2 5 7	1 3 9	2	2	2	1	2 1	5	
0	Jayland Randall	16:39	1-5	0-0	0-0	0 0 0	4 0 2	0	0	0	0	0 0	-12	
10	AC Bryant	17:08	2-5	0-1	3-6	0 3 3	2 4 7	0	1	3	1	0 1	4	
13	Darius Osborne	07:18	0-1	0-1	0-0	0 1 1	2 0 0	0	0	0	0	0 0	-11	
24	Eric Lee	10:38	4-7	0-0	0-0	1 1 2	1 1 8	0	0	1	0	2 5	5	
12	Dylan Mclean	14:15	2-5	1-3	2-2	0 1 1	3 1 7	0	1	0	0	1	-13	
5	London Riley	05:50	1-1	1-1	0-0	0 0 0	1 0 3	0	1	0	0	0 0	-7	
1	Joshua Hughley	02:21	1-1	0-0	0-0	0 0 0	1 0 2	0	0	0	0	0 0	3	
Team						0	2	2	0	0	1			
Totals						19-57	3-15	13-17	6	21	27	54	6 14 8 3 6 1	-30

Auburn - 84														
Record: 4-1														
NO.	Name	Min	FG	3P	FT	Rebounds	Fouls	TP	AS	TO	ST	Blocks	+/-	
			M/A	M/A	M/A	OR DR TOT	PF					BS BA		
2	Jaylin Williams	F 17:41	3-4	1-2	3-4	1 5 6	0 2 10	1	0	3	1	0 0	5	
5	Chris Moore	F 23:02	0-1	0-1	0-0	3 4 5	2 2 0	2	0	0	1	0 0	9	
44	Dylan Cardwell	C 16:49	3-5	0-0	0 5 4	9 1 0	6 2 3	3	1	1	0	26	26	
1	Aden Holloway	G 21:45	3-9	2-7	5-7	0 1 1	4 1 13	2	0	0	0	1 39	39	
3	Tre Donaldson	G 21:09	2-5	0-1	2-2	1 2 3	1 2 6	3	3	0	0	1 5	5	
10	Chad Baker-Mazara	19:50	1-4	1-3	3-4	1 3 4	2 3 6	6	1	1	0	0 18	18	
12	Denver Jones	17:09	3-6	1-4	1-1	0 2 2	2 2 8	0	1	1	0	0 15	15	
4	Johni Broome	20:50	3-7	0-2	4-6	2 3 5	2 3 10	2	2	1	0	0 7	7	
0	K.D. Johnson	11:37	2-4	1-3	1-2	0 2 2	3 1 6	1	1	1	0	1 0	-1	
31	Chaney Johnson	17:08	6-8	0-1	3-4	0 4 4	3 3 15	0	1	2	1	0 30	30	
24	Lior Berman	06:29	0-0	0-0	0-2	0 1 1	0 1 0	0	0	0	0	0 0	-1	
21	Blake Muschalek	02:21	0-2	0-0	0-0	0 0 0	1 2 0	0	0	0	0	1 3	-3	
23	Addarin Scott	02:21	0-0	0-0	2-2	0 0 2	1 2 0	1	0	1	0	0 0	-3	
20	Carter Sobera	01:49	0-0	0-0	0-0	0 1 1	0 0 0	0	0	0	0	0 0	-3	
Team						0	3	3	0	0	0			
Totals						26-55	6-24	26-36	13	35	48	17	26 84 19 13 9 6 3 30	30

Technical Fouls: NONE													
Biggest lead		AAM		AUB		Points from Turnovers		AAM		AUB		Period by Period Scoring	
		0 (1 <sup>st</sup> 20:00)		43 (2 <sup>nd</sup> 13:44)		15 13		15 39 54		AUB		1st 2nd TOT	
Best Scoring Run		7 (2 <sup>nd</sup> 10:35)		19 (1 <sup>st</sup> 0:50)		28 40		AUB 49 35 84					
Lead Changes		0											
Times Tied		0											
Time with Lead		00:00		39:27									

## GAME 6 | AUBURN 74, VIRGINIA TECH 57

**NCAA** Official Basketball Box Score - Final  
**Virginia Tech at Auburn**  
 11/23/23 Neville Arena, Auburn  
 2023-24 Men's Basketball  
 Game Time: 8:15 PM  
 Game Duration: 2:18  
 Attendance: 9,121  
 Officials: Don Daly, Bart Lenox, Olanis Poole

Virginia Tech - 57														
Record: 5-3														
NO.	Name	Min	FG	3P	FT	Rebounds	Fouls	TP	AS	TO	ST	Blocks	+/-	
			M/A	M/A	M/A	OR DR TOT	PF					BS BA		
23	Tyler Nickel	F 19:29	0-5	0-3	0-0	1 0 1	3 1 0	0	0	3	0	0 0	-24	
31	Robbie Beran	F 10:48	0-1	0-1	0-0	0 2 2	5 1 2	0	1	0	1	0 0	-5	
15	Lynn Kidd	C 29:17	2-6	0-0	2-2	2 5 7	1 1 6	1	2	2	1	1 0	-7	
0	Hunter Cattoor	G 31:57	4-11	1-6	7-9	1 5 6	3 5 16	1	3	0	0	2 16	16	
3	Sean Pedulla	G 27:42	0-9	0-2	4-6	1 1 2	1 5 4	1	1	7	1	0 2	-20	
4	Mekhi Long	18:23	1-2	0-0	3-5	3 4 7	5 4 5	0	2	0	0	0 0	-4	
14	Myllyael Potat	09:11	1-4	0-0	2-2	1 1 2	2 2 4	4	0	0	0	0 2	-9	
13	Jaydon Young	24:22	3-6	3-4	0-0	0 1 1	1 0 0	9	1	1	0	0 0	-4	
10	Brandon Rechtssteiner	12:18	1-2	0-0	1 0 1	2 0 2	2 2 4	1	1	0	0	0 0	3	
11	John Camden	15:01	2-4	2-3	3-5	2 4 6	2 2 9	1	1	1	0	0 0	2	
5	Patrick Wessler	01:32	0-1	0-0	0-0	0 1 1	0 0 0	0	0	0	0	0 0	-1	
Team						0	5	8	0	0	0			
Totals						14-51	6-20	23-31	17	27	44	25	21 57 7 21 5 2 7 10	17

Auburn - 74														
Record: 5-1														
NO.	Name	Min	FG	3P	FT	Rebounds	Fouls	TP	AS	TO	ST	Blocks	+/-	
			M/A	M/A	M/A	OR DR TOT	PF					BS BA		
2	Jaylin Williams	F 12:41	1-4	0-1	1-1	1 1 2	3 5 4	2	3	2	1	2 0	14	
4	Johni Broome	F 26:24	11-19	0-2	8-13	7 6 13	1 7 30	0	2	1	3	1 2	12	
5	Chris Moore	F 19:50	0-2	0-1	0-2	1 0 1	2 2 0	0	1	0	1	1 0	-2	
1	Aden Holloway	G 21:57	0-7	0-2	0-0	0 1 1	2 0 0	2	1	3	0	0 0	12	
12	Denver Jones	G 24:05	1-4	0-2	6-6	1 4 5	0 5 8	1	0	1	0	0 0	14	
10	Chad Baker-Mazara	23:16	5-10	0-3	5-5	2 4 3	3 3 15	3	0	2	1	0 17	17	
31	Chaney Johnson	17:54	1-4	1-1	0-0	1 2 3	3 1 3	1	2	0	2	0 4	4	
0	K.D. Johnson	12:19	1-6	0-0	0 0 2	2 2 6	2 0 1	1	0	1	0	0 10	10	
3	Tre Donaldson	18:23	4-6	1-1	0-0	2 0 2	0 0 9	3	0	1	0	0 0	0	
44	Dylan Cardwell	12:04	0-0	0-0	2-5	0 0 0	1 3 2	0	0	0	0	0 0	4	
24	Lior Berman	04:47	0-0	0-0	0-0	0 1 1	0 0 0	0	0	0	0	0 0	0	
20	Carter Sobera	01:38	0-0	0-0	0-0	0 0 0	0 0 0	0	0	0	0	0 0	-1	
21	Blake Muschalek	01:38	0-0	0-0	2-4	0 0 0	0 2 2	0	0	0	0	0 0	-1	
23	Addarin Scott	01:32	0-0	0-0	0-0	0 0 0	0 0 0	0	0	0	0	0 0	1	
55	Jalen Harper	01:32	0-0	0-0	0-0	0 0 0	0 0 0	0	0	0	0	0 0	1	
Team						1	2	3	0	0	0			
Totals						24-62	2-16	24-36	17	23	40	22	25 74 12 8 11 7 2 17	17

Technical Fouls: Johnson 2 <sup>nd</sup> 5:15													
Biggest lead		VAT		AUB		Points from Turnovers		VAT		AUB		Period by Period Scoring	
		0 (1 <sup>st</sup> 20:00)		21 (2 <sup>nd</sup> 5:42)		5 30		14 42		VAT		1st 2nd TOT	
Best Scoring Run		9 (1 <sup>st</sup> 4:23)		7 (1 <sup>st</sup> 16:15)		14 26		AUB 33 41 74					
Lead Changes		0											
Times Tied		0											
Time with Lead		00:00		39:07									

Game Notes: 5:15 Unsportsmanlike Technical Fou - Auburn 0

## GAME 7 | APPALACHIAN STATE 69, AUBURN 64

**NCAA** Official Basketball Box Score - Final  
**Auburn at App State**  
 12/03/23 Holmes Convocation Center, Boone  
 2023-24 Men's Basketball  
 Game Time: 1:00 PM  
 Game Duration: 2:12  
 Attendance: 7,037  
 Officials: Terry Ogleby, Owen Shortt, Vladimir Voyard-Tadai

Auburn - 64													
Record: 5-2													
NO.	Name	Min	FG	3P	FT	Rebounds	Fouls	TP	AS	TO	ST	Blocks	+/-
			M/A	M/A	M/A	OR DR TOT	PF					BS BA	
2	Jaylin Williams	F 22:00	3-5	0-1	0-1	0 3 3	2 1 6	0	1	0	0	0 0	-17
4	Johni Broome	F 27:09	10-16	0-3	1-7	4 9 13	2 4 21	1	2	0	2	1 2	2
5	Chris Moore	F 13:32	0-0	0-0	2-2	0 2 1	1 2 1	0	0	0	0	0 0	-5
1	Aden Holloway	G 25:54	2-10	0-6	4-5	0 0 0	3 2 8	2	1	0	0	0 5	5
12	Denver Jones	G 17:16	0-5	0-3	0-0	1 3 4	0 0 0	4	0	0	0	0 0	-2
3	Tre Donaldson	23:13	5-12	2-5	0-0	2 1 3	1 0 12	5	2	1	0	0 0	-3
10	Chad Baker-Mazara	18:26	2-9	1-5	2-2	1 3 4	3 0 7	3	1	0	0	0 0	-4
31	Chaney Johnson	18:00	1-1	0-0	0-2	1 3 4	2 2 2	0	0	1	0	0 0	12
24	Lior Berman	13:40											

# 2023-24 BOX SCORES

## GAME 9 | AUBURN 87, UNC ASHEVILLE 62



Official Basketball Box Score - Final  
**UNC Asheville at Auburn**  
 12/13/23 Von Braun Center, Huntsville  
 2023-24 Men's Basketball

Game Time: 7:00 PM  
 Game Duration: 1:49  
 Attendance: 6,556

Officials: Ron Groover, Lee Cassell, Vlad Voyard-Tadai

UNC Asheville - 62

Record: 5-6

NO. Name	Min	FG		3P		FT		Rebounds		Fouls		TP	AS	TO	ST	Blocks		+/-
		M/A	A/A	M/A	A/A	M/A	A/A	OR	DR	OR	DR					PF	FD	
4 Drew Pember	F 33:21	7-14	3-6	6-8	0 2	2 2	3	23	1	2	2	1	0	0	0	0	0	-17
13 Nick McMullen	F 23:57	5-6	0-0	0-0	0 3	3 4	2	10	1	2	1	0	0	0	0	0	-22	
1 Jamon Battle	G 29:41	2-5	1-2	1-4	1 4	5 1	2	6	1	0	1	0	2	0	0	0	-9	
2 Caleb Burgess	G 26:37	1-5	0-1	0-0	0 2	2 2	2	2	6	4	0	0	0	0	0	0	-18	
3 Josh Banks	G 25:56	1-5	1-2	1-2	0 1	1 2	3	4	2	2	1	0	0	0	0	0	-22	
5 Fletcher Abee	11:20	1-4	0-1	0-0	0 1	1 0	0	2	0	1	0	0	0	0	0	0	-10	
0 Trent Stephens	07:02	1-2	1-1	0-2	0 0	0 0	2	3	1	1	0	0	0	0	0	0	-8	
14 Toyaz Solomon	17:53	2-2	0-0	0-0	1 3	4 0	0	4	0	1	0	0	0	0	0	0	-12	
10 Davon Cunningham	15:07	3-5	1-1	1-2	1 3	4 0	1	8	1	0	0	0	0	0	0	0	-11	
12 Evan Johnson	07:35	0-2	0-2	0-0	0 0	0 0	0	1	0	1	0	0	0	0	0	0	4	
15 Dean Gabrelcik	01:31	0-1	0-1	0-0	0 0	0 0	0	0	0	0	0	0	0	0	0	0	0	
<b>Totals</b>		23-51	7-17	9-18	4 22	26 9	15	62	14	14	6	1	5	1	5	0	-25	

Shooting By Period

1st FG%	11-25	44.0%
3PT%	5-9	55.6%
FT%	0-4	0.0%
2nd FG%	12-26	46.2%
3PT%	2-8	25.0%
FT%	9-14	64.3%
GM FG%	23-51	45.1%
3PT%	7-17	41.2%
FT%	9-18	50.0%

Dead Ball Rebounds: 6, 0

Auburn - 87

Record: 7-2

Technical Fouls: NONE

NO. Name	Min	FG		3P		FT		Rebounds		Fouls		TP	AS	TO	ST	Blocks		+/-
		M/A	A/A	M/A	A/A	M/A	A/A	OR	DR	OR	DR					PF	FD	
2 Jaylin Williams	F 18:34	3-6	0-0	2-2	1 3	4 1	1	8	3	2	2	0	0	0	0	0	15	
4 Johni Broome	F 19:51	2-3	0-1	2-3	2 4	6 1	2	6	3	0	1	1	0	0	0	0	18	
5 Chris Moore	F 10:13	3-4	0-1	0-0	0 0	0 0	0	6	0	2	0	0	0	0	0	0	10	
1 Aden Holloway	G 20:41	3-11	1-5	0-0	1 1	2 0	0	0	7	5	1	0	0	0	0	0	14	
12 Denver Jones	G 23:09	4-8	1-4	0-0	0 5	5 2	0	9	1	2	0	0	0	0	0	0	15	
10 Chad Baker-Mazara	19:26	3-6	3-3	2-2	1 6	7 0	1	11	1	1	0	1	0	0	0	0	15	
31 Chaney Johnson	19:55	3-5	0-1	2-2	2 2	4 4	1	8	2	0	0	0	0	0	0	0	10	
0 K.D. Johnson	15:20	2-4	1-2	1-2	0 3	3 2	1	4	1	2	0	0	0	0	0	0	10	
3 Tre Donaldson	19:19	6-8	0-2	3-4	0 0	2 3	15	2	1	0	0	0	0	0	0	0	11	
44 Dylan Cardwell	18:38	3-6	0-0	0-0	1 0	1 2	0	6	0	0	0	0	0	0	0	0	7	
24 Lior Berman	08:50	2-3	1-2	0-0	0 1	1 1	0	5	0	0	0	0	0	0	0	0	0	
20 Carter Sobera	01:31	0-0	0-0	0-0	0 0	0 0	0	0	0	0	0	0	0	0	0	0	0	
21 Blake Muschalek	01:31	0-0	0-0	0-0	0 0	0 0	0	0	0	0	0	0	0	0	0	0	0	
23 Addarin Scott	01:31	0-0	0-0	0-0	0 0	0 0	0	0	0	0	0	0	0	0	0	0	0	
42 Haston Alexander	01:31	0-0	0-0	0-0	0 0	0 0	0	0	0	0	0	0	0	0	0	0	0	
<b>Totals</b>		34-64	7-21	12-15	9 27	36 16	9	87	19	7	9	5	1	20	0	0	158	

Shooting By Period

1st FG%	15-35	42.9%
3PT%	2-11	18.2%
FT%	7-8	87.5%
2nd FG%	19-29	65.5%
3PT%	5-10	50.0%
FT%	5-7	71.4%
GM FG%	34-64	53.1%
3PT%	7-21	33.3%
FT%	12-15	80.0%

Dead Ball Rebounds: 2, 0

Biggest lead	UNCA 2 (1st 10:05)	AUB 31 (2nd 6:15)
Best Scoring Run	5 (1st 11:22)	11 (1st 3:10)
Lead Changes	4	4
Times Tied	4	4
Time with Lead	01:31	35:00

Points from Turnovers	UNCA 7	AUB 17
Paint	28	50
Second Chance	9	11
Fast Breaks	8	23
Bench	17	51

Period by Period Scoring	UNCA	27	35	62
	AUB	39	48	87

## GAME 10 | AUBURN 91, USC 75



Official Basketball Box Score - Final  
**Southern California at Auburn**  
 12/17/23 Neville Arena, Auburn  
 2023-24 Men's Basketball

Game Time: 12:00 PM  
 Game Duration: 2:23  
 Attendance: 9,121

Officials: Don Daly, Terry Oglesby, KB Burdett, Jr.

Southern California - 75

Record: 5-5

NO. Name	Min	FG		3P		FT		Rebounds		Fouls		TP	AS	TO	ST	Blocks		+/-
		M/A	A/A	M/A	A/A	M/A	A/A	OR	DR	OR	DR					PF	FD	
3 Vincent Iwuchukwu	F 16:55	1-2	0-0	0-0	1 3	4 5	0	2	0	1	0	0	0	0	0	0	0	2
10 DJ Rodman	F 16:03	0-1	0-0	2-2	1 2	3 1	2	2	1	1	1	0	0	0	0	0	0	-4
0 Kobe Johnson	G 28:13	2-13	0-3	2-2	2 5	7 2	2	6	2	1	0	0	3	0	0	0	0	-22
1 Isaiah Collier	G 18:28	4-8	1-2	4-5	0 0	0 5	13	3	4	0	0	2	0	0	0	0	0	-6
5 Boogie Ellis	G 37:18	7-15	3-7	5-7	1 4	5 2	4	22	3	5	1	0	2	0	0	0	0	-12
24 Joshua Morgan	13:19	0-2	0-0	1-2	2 2	4 3	2	1	0	1	1	0	0	0	0	0	0	-19
6 Bronny James	13:59	1-4	0-2	3-4	0 2	2 1	0	3	5	0	1	0	0	0	0	0	0	-22
22 Arrinten Page	10:25	1-2	1-2	0-0	0 0	0 0	0	0	0	0	0	0	0	0	0	0	0	-14
4 Ozyiah Sellers	18:56	5-7	1-2	2-2	0 0	0 0	1	1	13	0	0	0	0	0	0	0	0	10
30 Harrison Hornery	09:53	0-2	0-1	2-2	0 3	0 2	0	0	0	0	0	0	0	0	0	0	0	1
33 Kijani Wright	16:31	3-4	0-0	0-0	3 3	6 2	0	6	0	0	0	0	0	0	0	0	0	6
<b>Totals</b>		24-60	6-19	21-26	13 25	38 22	21	75	9	15	4	3	7	1	6	0	0	

Shooting By Period

1st FG%	10-28	35.7%
3PT%	4-12	33.3%
FT%	11-13	84.6%
2nd FG%	14-32	43.8%
3PT%	2-7	28.6%
FT%	10-13	76.9%
GM FG%	24-60	40.0%
3PT%	6-19	31.6%
FT%	21-26	80.8%

Dead Ball Rebounds: 3, 0

Auburn - 91

Record: 8-2

Technical Fouls: NONE

NO. Name	Min	FG		3P		FT		Rebounds		Fouls		TP	AS	TO	ST	Blocks		+/-
		M/A	A/A	M/A	A/A	M/A	A/A	OR	DR	OR	DR					PF	FD	
2 Jaylin Williams	F 25:42	6-9	2-4	0-1	0 3	3 2	1	14	2	0	0	0	0	0	0	0	0	16
4 Johni Broome	F 22:41	4-14	0-2	3-3	1 2	3 2	0	11	0	0	0	0	0	0	0	0	0	4
5 Chris Moore	F 10:36	0-2	0-1	3-4	1 1	2 4	2	3	1	1	0	0	0	0	0	0	0	-3
1 Aden Holloway	G 23:37	5-10	4-7	1-2	0 2	2 2	0	15	6	0	0	0	0	0	0	0	0	10
12 Denver Jones	G 23:08	2-4	2-2	6-6	1 2	3 3	12	1	1	1	0	0	0	0	0	0	0	8
10 Chad Baker-Mazara	21:50	1-3	0-1	5-6	1 3	4 1	4	7	0	0	1	0	0	0	0	0	0	11
31 Chaney Johnson	14:18	1-3	0-1	1-1	1 2	3 2	1	3	0	1	1	0	0	0	0	0	0	0
0 K.D. Johnson	16:52	2-6	0-2	1-2	1 0	1 3	1	5	0	3	1	0	0	0	0	0	0	8
3 Tre Donaldson	16:23	3-4	0-0	1-1	0 2	2 0	1	7	5	1	2	0	0	0	0	0	0	6
44 Dylan Cardwell	17:19	4-5	0-1	3-4	2 3	5 3	3	11	2	0	0	3	2	0	0	0	0	12
24 Lior Berman	07:34	1-1	0-0	1-2	1 0	1 1	2	1	3	1	0	0	0	0	0	0	0	8
<b>Totals</b>		29-61	8-21	25-32	10 25	35 22	22	91	18	8	9	7	3	16	0	0	1	

Biggest lead	USC 3 (1st 16:41)	AUB 23 (2nd 9:38)
Best Scoring Run	8 (2nd 8:11)	12 (2nd 17:48)
Lead Changes	4	4</



# 2023-24 BOX SCORES

## GAME 13 | #25 AUBURN 88, PENN 68

Official Basketball Box Score - Final  
**Penn at Auburn**  
 01/02/24 Neville Arena, Auburn  
 2023-24 Men's Basketball

Game Time: 8:00 PM  
 Game Duration: 1:53  
 Attendance: 9,121

Officials: Pat Adams, Bharat Ramnana, Tony Chizaa

**Penn - 68** Record: 9-7

NO. Name	Min	FG	3P	FT	Rebounds	Fouls	TP	AS	TO	ST	Blocks	+/-
		M-A	M-A	M-A	OR DR TOT	PF FD					BS BA	
13 Nick Spinoso	C 31:29	3-11	0-1	2-4	2 5 7	3 2	8	6	4	1	1 2	-11
4 Tyler Perkins	G 34:03	5-16	1-4	2-3	4 4 8	3 3	13	2	3	1	0 0	-9
11 Sam Brown	G 33:44	7-9	4-6	2-4	0 3 3	1 2	20	0	2	0	0 0	-11
15 Andrew Laczkowski	G 21:39	3-4	1-2	0-0	3 0 3	0 0	7	0	0	1	0 0	2
40 George Smith	G 27:15	2-7	0-3	0-1	2 1 3	2 2	4	1	2	1	0 1	-13
10 Ed Holland III	12:57	1-3	0-1	2-2	0 2 2	1 1	4	0	0	0	1 2	-24
24 Reese McMullen	08:52	0-1	0-1	0-0	1 0 1	0 0	0	1	0	0	0 0	-16
3 Johnnie Walter	08:31	1-2	1-2	0-0	0 2 2	1 1	3	0	0	0	0 0	-9
35 Niklas Polonowski	19:31	3-6	3-6	0-0	0 3 3	1 0	9	1	0	0	0 0	-8
5 Cam Thrower	01:59	0-2	0-2	0-0	0 0 0	0 0	0	0	0	0	0 0	-1
<b>Team</b>					0 3 3				0	2		
<b>Totals</b>		25-61	10-28	8-14	12 23 35	12 11	68	11	13	4	2 5	-20

Technical Fouls: Brown 1<sup>st</sup> 0:03

Shooting By Period  
 1<sup>st</sup> FG% 12-32 37.5%  
 3PT% 3-14 21.4%  
 FT% 5-7 71.4%  
 2<sup>nd</sup> FG% 13-29 44.8%  
 3PT% 7-14 50.0%  
 FT% 3-7 42.9%  
 GM FG% 25-61 41.0%  
 3PT% 10-28 35.7%  
 FT% 8-14 57.1%  
 Dead Ball Rebounds: 4, 0

## GAME 14 | #25/#24 AUBURN 83, ARKANSAS 51

Official Basketball Box Score - Final  
**Auburn at Arkansas**  
 01/06/24 Bud Walton Arena, Fayetteville, Ark.  
 2023-24 Men's Basketball

Game Time: 1:00 PM  
 Game Duration: 1:54  
 Attendance: 19,200

Officials: Doug Shows, K.B. Burdett Jr., Chuck Jones

**Auburn - 83** Record: 12-2 (1-0)

NO. Name	Min	FG	3P	FT	Rebounds	Fouls	TP	AS	TO	ST	Blocks	+/-
		M-A	M-A	M-A	OR DR TOT	PF FD					BS BA	
2 Jaylin Williams	F 24:40	5-9	1-3	0-0	0 3 3	0 0	11	1	1	0	0 0	13
4 Johni Broome	F 24:49	7-13	0-2	0-0	3 5 8	1 3	14	3	2	2	0 0	7
5 Chris Moore	F 13:54	0-1	0-0	0-0	1 0 1	0 0	0	0	2	1	0 1	7
1 Aden Holloway	G 20:17	2-9	1-4	0-0	1 4 5	1 0	5	0	0	0	0 0	1
12 Denver Jones	G 18:48	2-5	1-1	2-3	0 0 0	0 2	7	1	0	1	1 1	26
10 Chad Baker-Mazara	21:09	5-9	2-3	4-4	1 3 4	2 2	16	3	0	0	0 0	21
0 K.D. Johnson	19:33	2-8	0-2	2-2	0 2 2	1 1	6	2	1	0	0 0	0
3 Tre Donaldson	19:43	5-6	1-1	0-0	0 7 7	1 0	11	4	1	0	0 0	31
31 Chaney Johnson	15:20	2-5	1-1	0-0	0 3 3	3 1	5	0	0	0	0 2	19
44 Dylan Cardwell	13:32	3-3	0-0	0-2	3 5 8	3 1	6	0	0	0	2 0	19
24 Lior Berman	06:36	1-2	0-1	0-0	1 1 1	1 1	2	1	0	0	0 0	10
23 Addarin Scott	01:39	0-0	0-0	0-0	0 1 1	0 0	0	1	0	0	0 0	6
<b>Team</b>					2 1 3				0	0		
<b>Totals</b>		34-70	7-18	8-11	11 35 46	14 11	83	16	7	5	5 4	32

Technical Fouls: Baker-Mazara 1<sup>st</sup> 12:52 Donaldson 1<sup>st</sup> 0:54

Shooting By Period  
 1<sup>st</sup> FG% 15-37 40.5%  
 3PT% 2-10 20.0%  
 FT% 5-6 83.3%  
 2<sup>nd</sup> FG% 19-33 57.6%  
 3PT% 5-8 62.5%  
 FT% 3-5 60%  
 GM FG% 34-70 48.6%  
 3PT% 7-18 38.9%  
 FT% 8-11 72.7%  
 Dead Ball Rebounds: 2, 0

**Auburn - 88** Record: 11-2

NO. Name	Min	FG	3P	FT	Rebounds	Fouls	TP	AS	TO	ST	Blocks	+/-
		M-A	M-A	M-A	OR DR TOT	PF FD					BS BA	
2 Jaylin Williams	F 27:41	3-7	2-5	0-0	2 1 3	0 1	8	3	1	0	1 0	14
4 Johni Broome	F 27:57	9-10	3-4	3-4	1 11 12	1 3	24	2	2	1	3 0	12
5 Chris Moore	F 14:43	1-2	0-1	0-0	0 0 0	1 1	2	0	1	2	0 0	8
1 Aden Holloway	G 18:30	1-5	1-5	0-0	0 1 1	1 0	3	6	1	1	0 0	6
12 Denver Jones	G 16:49	4-9	2-7	2-2	1 0 1	1 1	12	1	0	0	0 0	-1
10 Chad Baker-Mazara	19:35	5-10	1-3	5-6	1 0 1	2 2	16	0	0	0	1 1	20
31 Chaney Johnson	14:21	0-2	0-1	0-0	1 0 1	0 0	0	1	0	0	0 0	2
0 K.D. Johnson	22:48	3-6	1-4	4-6	2 3 5	1 3	11	4	0	1	0 0	21
3 Tre Donaldson	21:07	2-9	2-5	0-0	1 3 4	0 0	6	3	0	1	0 1	14
44 Dylan Cardwell	09:15	3-3	0-0	0-0	1 2 3	4 0	6	3	0	0	0 0	12
24 Lior Berman	05:42	0-0	0-0	0-0	0 0 0	0 0	0	0	0	0	0 0	-8
20 Carter Sobera	00:23	0-0	0-0	0-0	0 0 0	0 0	0	0	0	0	0 0	0
21 Blake Muschalek	00:23	0-0	0-0	0-0	0 0 0	0 0	0	0	0	0	0 0	0
23 Addarin Scott	00:23	0-0	0-0	0-0	0 0 0	0 0	0	0	0	0	0 0	0
55 Jalen Harper	00:23	0-0	0-0	0-0	0 0 0	0 0	0	0	0	0	0 0	0
<b>Team</b>					1 5 6				0	0		
<b>Totals</b>		31-63	12-35	14-18	11 26 37	11 11	88	19	6	6	5 2	20

Technical Fouls: NONE

Shooting By Period  
 1<sup>st</sup> FG% 16-29 55.2%  
 3PT% 10-19 52.6%  
 FT% 9-12 75%  
 2<sup>nd</sup> FG% 15-34 44.1%  
 3PT% 2-16 12.5%  
 FT% 5-6 83.3%  
 GM FG% 31-63 49.2%  
 3PT% 12-35 34.3%  
 FT% 14-18 77.8%  
 Dead Ball Rebounds: 2, 0

**Arkansas - 51** Record: 9-5 (0-1)

NO. Name	Min	FG	3P	FT	Rebounds	Fouls	TP	AS	TO	ST	Blocks	+/-
		M-A	M-A	M-A	OR DR TOT	PF FD					BS BA	
2 Trevon Brazile	F 33:27	5-9	1-5	0-0	1 6 7	1 2	11	0	1	0	3 0	-21
8 Chandler Lawson	F 12:24	1-4	1-3	0-0	0 0 0	2 1	3	0	2	1	0 0	-14
11 Jalen Graham	F 19:50	2-8	0-0	0-0	4 2 6	2 0	4	0	2	0	1 0	-1
1 Keyon Menifield Jr.	G 31:17	5-15	4-9	0-3	0 3 3	0 2	14	4	2	1	0 3	17
12 Tramon Mark	G 39:38	3-8	1-3	3-4	1 4 5	1 3	10	2	1	0	0 0	-14
4 Davonte Davis	25:04	0-4	0-2	2-2	0 1 1	3 2	2	1	2	0	0 1	-22
0 Khalif Battle	16:49	1-4	0-1	2-4	0 2 2	1 1	4	0	1	0	1 0	-17
15 Makhi Mitchell	09:15	1-3	0-0	0-0	0 3 3	1 0	2	1	0	0	0 0	-20
3 El Ellis	07:07	0-2	0-1	0-0	0 1 1	0 0	0	0	1	0	0 0	-3
6 Layden Blocker	02:14	0-0	0-0	0-0	0 0 0	0 0	0	0	1	0	0 0	-13
5 Joseph Pinion	06:00	0-0	0-0	0-0	0 2 2	0 0	0	0	2	0	0 0	-9
7 Denijay Harris	03:12	0-1	0-0	0-0	0 0 0	0 0	0	0	0	0	0 0	-3
10 Baye Fall	03:43	0-0	0-0	1-2	0 0 0	1 1	0	0	0	0	0 0	-8
<b>Team</b>					1 1 2				0	0		
<b>Totals</b>		18-58	7-24	8-15	7 25 32	11 12	51	8	13	4	4 5	-32

Technical Fouls: NONE

Shooting By Period  
 1<sup>st</sup> FG% 12-31 38.7%  
 3PT% 4-15 26.7%  
 FT% 2-7 28.6%  
 2<sup>nd</sup> FG% 6-27 22.2%  
 3PT% 3-9 33.3%  
 FT% 6-8 75%  
 GM FG% 18-58 31.0%  
 3PT% 7-24 29.2%  
 FT% 8-15 53.3%  
 Dead Ball Rebounds: 5, 1

	PEN	AUB
Biggest lead	0 (1 <sup>st</sup> 20:00)	24 (2 <sup>nd</sup> 8:34)
Best Scoring Run	8 (2 <sup>nd</sup> 6:37)	11 (1 <sup>st</sup> 12:12)
Lead Changes	0	0
Times Tied	0	0
Time with Lead	00:00	39:17

Points from	PEN	AUB
Turnovers	5	15
Paint	26	28
Second Chance	11	10
Fast Breaks	7	11
Bench	16	39

Period by Period Scoring	1st	2nd	TOT
PEN	32	36	68
AUB	51	37	88

	AUB	ARK
Biggest lead	32 (2 <sup>nd</sup> 0:26)	6 (1 <sup>st</sup> 14:44)
Best Scoring Run	10 (2 <sup>nd</sup> 13:57)	8 (1 <sup>st</sup> 14:44)
Lead Changes	6	0
Times Tied	6	0
Time with Lead	30:30	05:48

Points from	AUB	ARK
Turnovers	10	6
Paint	48	18
Second Chance	13	4
Fast Breaks	17	7
Bench	46	9

Period by Period Scoring	1st	2nd	TOT
AUB	37	46	83
ARK	30	21	51

Game Notes: 1st Half 17:21 Double Personal Fouls AR #8, AUB #4 • 1st Half 17:01 Flagrant 1 AR #11 • 1st Half 12:52 Class A Technical Fouls AUB #10 • 1st Half 0:54 Class A Technical Fouls AUB #3 • 2nd Half 14:11 Flagrant 1 AR #4

## GAME 15 | #16/#16 AUBURN 66, TEXAS A&M 55

Official Basketball Box Score - Final  
**Texas A&M at Auburn**  
 01/09/24 Neville Arena, Auburn  
 2023-24 Men's Basketball

Game Time: 8:00 PM  
 Game Duration: 2:18  
 Attendance: 9,121

Officials: Don Daryl, Owen Shortt, Michael Roberts

**Texas A&M - 55** Record: 9-6 (2-2)

NO. Name	Min	FG	3P	FT	Rebounds	Fouls	TP	AS	TO	ST	Blocks	+/-
		M-A	M-A	M-A	OR DR TOT	PF FD					BS BA	
10 Wildens Laveque	F 13:25	1-4	0-0	0-0	1 3 4	3 0	2	0	1	0	1 0	-1
15 Henry Coleman III	F 34:49	7-11	0-0	3-3	2 3 5	1 4	17	0	7	1	0 0	-1
2 Hayden Hefner	G 23:09	3-7	1-5	1-2	2 0 2	3 1	8	1	3	0	0 0	2
4 Wade Taylor IV	G 36:15	2-16	0-8	4-4	0 3 3	3 3	8	1	2	3	0 0	-5
23 Tyrrece Radford	G 33:39	4-13	1-2	5-6	3 4 7	2 3	14	3	3	3	0 2	-6
11 Andersson Garcia	30:32	1-4	1-1	3-4	6 7 13	4 3	6	2	2	4	0 2	-16
0 Jace Carter	17:21	0-3	0-1	0-0	2 3 5	3 0	0	0	0	0	0 0	-18
35 Manny Obaseki	04:32	0-2	0-0	0-0	1 0 1	1 0	0	0	0	0	1 0	-10
5 Eli Lawrence	06:18	0-2	0-2	0-0	0 1 1	0 1	0	1	0	0	1 0	0
<b>Team</b>					2 1 3				0	1		
<b>Totals</b>		18-62	3-19	16-19	19 25 44	20 15	55	8	19	11	2 6	-11

Technical Fouls: NONE

Shooting By Period  
 1<sup>st</sup> FG% 9-35 25.7%  
 3PT% 2-12 16.7%  
 FT% 7-9 77.8%  
 2<sup>nd</sup> FG% 9-27 33.3%  
 3PT% 1-7 14.3%  
 FT% 14-15 93.3%  
 GM FG% 18-62 29.0%  
 3PT% 3-19 15.8%  
 FT% 16-19 84.2%  
 Dead Ball Rebounds: 2, 0

Official Basketball Box Score - Final  
**LSU at Auburn**  
 01/13/24 Neville Arena, Auburn  
 2023-24 Men's Basketball

Game Time: 5:00 PM  
 Game Duration: 2:03  
 Attendance: 9,121

Officials: Steven Anderson, Todd Austin, Lee Cassell

**LSU - 78** Record: 10-6 (3-1)

NO. Name	Min	FG	3P	FT	Rebounds	Fouls	TP	AS	TO	ST	Blocks	+/-
		M-A	M-A	M-A	OR DR TOT	PF FD					BS BA	
20 Derek Fountain	F 18:37	0-2	0-1	0-0	1 3 4	2 0	0	1	1	0	0 0	-8
9 Will Baker	C 28:43	4-9	0-3	5-8	5 10 14	4 6	13	1	0	0	0 0	7
2 Mike Williams III	G 13:23	1-3	1-1	0-2	0							

# 2023-24 BOX SCORES

## GAME 17 | #13/#11 AUBURN 80, VANDERBILT 65



Official Basketball Box Score - Final  
**Auburn at Vanderbilt**  
 01/17/24 Memorial Gymnasium, Nashville, Tenn.  
 Vanderbilt vs. Auburn

Game Time: 6:00 PM  
 Game Duration: 2:01  
 Attendance: 7,099

Auburn - 80													Record: 15-2 (4-0)												
NO. Name	Min	FG	3P	FT	Rebounds	Fouls	TP	AS	TO	ST	Blocks	+/-													
		M-A	M-A	M-A	OR DR TOT	PF	FD				BS BA														
2 Jaylin Williams	F	28:36	7-7	2-2	5-5	2 6 8	1 4	21	3	1	1	1	0	20											
4 Johni Broome	F	24:37	6-12	0-2	3-5	5 7 12	2 4	15	2	1	3	1	1	17											
5 Chris Moore	F	10:26	1-3	0-1	0-0	0 0 0	1 1	2	1	0	0	0	0	1											
1 Aden Holloway	G	18:57	3-8	2-6	2-2	0 1 1	4 1	10	1	1	0	0	0	11											
12 Denver Jones	G	23:06	1-5	1-3	0-0	3 1 4	1 0	3	2	0	1	0	0	13											
0 K.D. Johnson	G	16:54	0-4	0-3	2-4	0 1 1	4 2	2	1	1	2	0	1	2											
3 Tre Donaldson	G	21:03	2-3	1-2	0-0	2 2 3	1 5	0	3	0	0	0	0	4											
10 Chad Baker-Mazara	G	24:22	2-6	1-4	0-0	0 0 0	1 1	5	3	2	0	0	0	14											
31 Chaney Johnson	G	11:24	0-2	0-1	0-0	0 1 1	3 0	0	0	0	1	1	0	-5											
44 Dylan Cardwell	G	15:23	4-7	0-0	4-4	3 3 6	1 2	12	0	1	1	2	0	-2											
24 Lior Berman	G	05:12	1-1	1-1	2-2	1 1 2	2 5	0	0	0	0	0	0	0											
Team						0 2 2																			
<b>Totals</b>		27:58	8:25	18:22	14 25 39	22 18	80	13	10	9	5	2	15												

Technical Fouls: NONE

Vanderbilt - 65													Record: 5-12 (0-4)												
NO. Name	Min	FG	3P	FT	Rebounds	Fouls	TP	AS	TO	ST	Blocks	+/-													
		M-A	M-A	M-A	OR DR TOT	PF	FD				BS BA														
2 Ven-Allen Lubin	F	28:36	3-8	1-2	2-2	2 4 6	4 1	9	0	0	1	0	1	-3											
13 Malik Presley	F	21:32	3-3	1-1	4-7	4 0 4	3 4	11	0	0	0	0	0	4											
24 JaQualon "JQ" Roberts	F	15:20	0-1	0-0	0 0 0	4 4 1	1 0	0	1	1	0	0	0	-2											
0 Tyrin Lawrence	G	34:03	3-12	2-6	7-8	1 2 3	2 7	15	2	3	1	2	-4												
5 Ezra Manjon	G	33:46	5-12	0-1	2-4	1 4 5	1 2	12	1	4	1	0	0	-11											
3 Paul Lewis	G	05:22	0-1	0-0	0 0 0	1 1 0	0 0	0	0	0	0	0	0	-14											
23 Jason Rivera-Torres	G	20:43	4-7	0-1	6-6	1 2 3	4 4	14	0	1	4	0	0	-14											
35 Carter Lang	G	15:28	1-3	0-1	0-0	3 0 3	1 0	2	1	0	0	0	0	-18											
21 Tasos Kamateros	G	10:32	0-4	0-4	0 0 0	1 0 1	1 0	0	0	0	0	0	0	-10											
4 Isaiah West	G	09:22	1-2	0-0	0 0 0	0 0 0	1 2	0	2	0	1	1	-2												
12 Evan Taylor	G	02:35	0-0	0-0	0 0 0	0 0 0	0 0	0	0	0	0	0	0	0											
10 Jordan Williams	G	02:41	0-0	0-0	0 0 0	0 0 0	1 0	0	0	0	0	0	0	-1											
Team						0 1 1																			
<b>Totals</b>		20:53	4:18	21:30	13 17 30	18 22	65	4	11	8	2	5	-15												

Technical Fouls: NONE

Biggest lead		AU		Vandy		Points from Turnovers		AU		Vandy		Period by Period Scoring		
		2 (1 <sup>st</sup> 12:32)		2 (1 <sup>st</sup> 12:32)		11		9		1st 2nd TOT				
Best Scoring Run	13 (1 <sup>st</sup> 8:53)	6 (1 <sup>st</sup> 13:27)		36		20								
Lead Changes	2	2		29		16		AU			41 39 80			
Times Tied	2	2		9		5		Vandy			24 41 65			
Time with Lead	37:32	01:00		29		18								

## GAME 18 | #13/#11 AUBURN 82, OLE MISS 59



Official Basketball Box Score - Final  
**Ole Miss at Auburn**  
 01/20/24 Neville Arena, Auburn  
 2023-24 Men's Basketball

Game Time: 7:30 PM  
 Game Duration: 1:51  
 Attendance: 9,121

Ole Miss - 59													Record: 15-3 (2-3)												
NO. Name	Min	FG	3P	FT	Rebounds	Fouls	TP	AS	TO	ST	Blocks	+/-													
		M-A	M-A	M-A	OR DR TOT	PF	FD				BS BA														
4 Jaemyn Brakefield	F	23:48	3-10	1-4	0-0	0 2 2	1 0	0	7	0	1	0	0	-10											
33 Moussa Cisse	C	18:11	4-4	0-0	0-0	3 2 5	2 3	8	0	1	0	0	0	-10											
5 Jaylen Murray	G	26:44	3-6	2-5	0-0	1 0 1	1 0	8	3	2	1	0	0	-30											
7 Allen Flanigan	G	28:54	3-10	0-1	4-4	0 4 4	1 5	10	1	3	2	0	1	21											
11 Matthew Murrell	G	29:39	3-8	0-2	2-2	0 1 1	0 1	8	2	2	3	0	0	-27											
0 Brandon Murray	F	21:07	1-5	1-3	2-3	1 0 1	2 3	5	1	3	0	1	0	-13											
3 Jamarrion Sharp	F	17:49	2-3	0-0	2-4	5 3 8	2 2	6	1	1	0	2	0	-10											
2 TJ Caldwell	F	13:20	1-7	0-2	0-0	1 1 2	2 0	2	0	0	2	0	0	-6											
1 Austin Nunez	F	11:33	0-2	0-0	0-0	1 1 2	1 0	0	3	1	1	0	2	5											
25 Rashaud Marshall	G	08:56	1-2	0-0	3-5	2 0 2	1 3	5	0	0	0	0	0	7											
Team						2 0 2																			
<b>Totals</b>		21:57	4:17	13:18	16 14 30	13 17	59	11	17	10	3	5	-23												

Technical Fouls: NONE

Auburn - 82													Record: 16-2 (5-0)												
NO. Name	Min	FG	3P	FT	Rebounds	Fouls	TP	AS	TO	ST	Blocks	+/-													
		M-A	M-A	M-A	OR DR TOT	PF	FD				BS BA														
2 Jaylin Williams	F	21:44	5-7	1-1	2-2	1 0 1	2 2	13	1	1	0	1	0	16											
4 Johni Broome	F	21:15	5-9	1-2	2-2	2 3 5	2 3	13	2	4	3	1	0	13											
5 Chris Moore	F	15:07	1-2	0-0	0 0 0	0 0 0	0 0	2	0	1	0	0	0	-7											
1 Aden Holloway	G	22:01	3-7	1-4	2-2	1 0 1	0 1	9	3	0	1	0	0	14											
12 Denver Jones	G	20:09	2-4	1-2	0-0	0 1 1	1 0	5	1	1	0	0	0	12											
10 Chad Baker-Mazara	G	13:38	2-2	1-1	0-0	0 1 1	1 1	5	2	1	1	0	0	20											
0 K.D. Johnson	G	18:49	3-8	1-4	1-1	0 2 2	3 2	8	1	1	2	0	1	11											
3 Tre Donaldson	G	16:57	1-2	0-0	0-0	0 0 0	1 0	3	1	1	1	0	0	9											
44 Dylan Cardwell	G	17:43	5-6	0-0	2-2	2 1 3	1 3	12	3	4	1	0	0	10											
31 Chaney Johnson	G	18:16	3-4	0-0	0-0	0 5 5	2 0	6	2	1	0	1	0	7											
24 Lior Berman	G	10:14	1-2	1-2	1-2	1 2 3	3 1	4	0	0	0	0	0	10											
20 Carter Sobera	G	01:02	0-0	0-0	0-0	0 1 0	0 0	0	0	0	0	0	0	0											
21 Blake Muschalek	G	01:02	0-0	0-0	0 0 0	0 0 0	0 0	0	0	0	0	0	0	0											
23 Addarin Scott	G	01:02	1-1	0-0	0-0	0 0 0	1 0	2	0	0	0	2	0	0											
55 Jalen Harper	G	01:02	0-1	0-0	0-0	0 0 0	0 0	0	0	0	0	0	0	0											
Team						3 3 6																			
<b>Totals</b>		32:55	8:18	10:11	10 19 29	17 13	82	19	16	9	5	3	23												

Technical Fouls: NONE

Biggest lead		OLE		AUB		Points from Turnovers		OLE		AUB		Period by Period Scoring		
		2 (1 <sup>st</sup> 19:27)		35 (2 <sup>nd</sup> 8:14)		17		22		1st 2nd TOT				
Best Scoring Run	11 (2 <sup>nd</sup> 1:39)	14 (2 <sup>nd</sup> 12:20)		28		42		OLE			27 32 59			
Lead Changes	1	1		17		22		AUB			46 36 82			
Times Tied	2	2		11		8								
Time with Lead	00:40	38:05		18		40								

## GAME 19 | ALABAMA 79, #8/#6 AUBURN 75



Official Basketball Box Score - Final  
**Auburn at Alabama**  
 01/24/24 Coleman Coliseum, Tuscaloosa  
 2023-24 Men's Basketball

Game Time: 6:30 PM  
 Game Duration: 2:41  
 Attendance: 13,474

Auburn - 75													Record: 16-3 (5-1)												
NO. Name	Min	FG	3P	FT	Rebounds	Fouls	TP	AS	TO	ST	Blocks	+/-													
		M-A	M-A	M-A	OR DR TOT	PF	FD				BS BA														
2 Jaylin Williams	F	30:47	3-8	0-2	8-9	3 8 11	2 7	14	0	1	1	0	0	-8											
4 Johni Broome	F	25:28	11-17	1-2	2-2	4 10 14	5 3	25	1	1	0	5	0	11											
5 Chris Moore	F	10:31	1-2	0-0	0-0	1 1 2	4 1	2	0	0	0	0	0	-12											
1 Aden Holloway	G	21:56	0-7	0-5	2-3	1 1 2	0 3	2	3	1	0	0	0	8											
12 Denver Jones	G	20:55	3-8	1-5	2-2	1 1 2	1 3	9	1	2	3	0	0	0											
10 Chad Baker-Mazara	G	19:57	3-8	0-2	5-7	0 0 0	3 3	11	0	2	3	1	0	-9											
0 K.D. Johnson	G	21:48	3-7	0-4	2-2	0 2 2	4 1	8	2	2	0	1	0	-16											
31 Chaney Johnson	G	11:01	0-1	0-0	0-0	2 2 2	2 1	0	0	0	1	0	1	3											
3 Tre Donaldson	G	18:00	3-5	2-3	0-0	0 1 1	0 1	8	3	0	1	0	0	-11											
44 Dylan Cardwell	G	14:23	1-2	0-0	0-0	2 1 3	3 1	2	1																

# 2023-24 BOX SCORES

## GAME 21 | #16/#16 AUBURN 81, VANDERBILT 54

Official Basketball Box Score - Final  
**Vanderbilt at Auburn**  
 01/21/24 Neville Arena, Auburn  
 2023-24 Men's Basketball  
 Game Time: 8:00 PM  
 Game Duration: 2:04  
 Attendance: 9,121  
 Officials: Doug Shows, Terry Oglestey, Ted Valentine

Vanderbilt - 54													Record: 5-15 (0-7)												
NO.	Name	Min	FG	3P	FT	Rebounds	Fouls	TP	AS	TO	ST	Blocks	+/-												
			M-A	M-A	M-A	OR	DR	TOT	PF	FD		BS	BA	+/-											
2	Ven-Allen Lubin	F 28:23	5-11	1-2	6-8	4	12	2	5	17	0	2	1	3	-13										
0	Tyrin Lawrence	G 29:49	2-11	0-3	8-11	8	6	6	2	6	12	0	3	0	-24										
5	Ezra Manjon	G 29:31	1-8	0-1	3-5	1	3	4	2	6	5	4	1	0	-22										
10	Jordan Williams	G 22:30	0-1	0-1	0-0	0	3	3	4	0	0	0	1	0	-27										
12	Evan Taylor	G 22:55	4-9	3-7	3-4	0	3	3	5	2	14	0	2	0	-22										
23	Jason Rivera-Torres	G 14:16	0-2	0-0	0-0	0	2	2	1	2	0	1	1	0	-2										
35	Carter Lang	07:01	1-2	0-0	0-0	0	1	1	2	0	2	0	2	0	-4										
3	Paul Lewis	19:09	2-7	0-0	0-0	0	0	0	0	0	4	1	0	0	-18										
24	JaQualon "JC" Roberts	02:36	0-1	0-1	0-0	0	0	0	0	0	0	0	0	0	-6										
13	Malik Presley	10:56	0-0	0-0	0-0	0	0	0	0	0	0	0	0	0	-7										
21	Tasos Kamateros	10:40	0-3	0-2	0-0	1	2	1	0	0	0	0	0	0	-7										
25	Miles Keeffe	02:14	0-1	0-0	0-0	0	0	0	0	0	0	0	0	0	-3										
Team						1	0	1		0		0													
Totals			15-56	4-17	20-28	11	23	34	20	21	54	6	12	6	5	-7									

Auburn - 81													Record: 17-4 (6-2)													
NO.	Name	Min	FG	3P	FT	Rebounds	Fouls	TP	AS	TO	ST	Blocks	+/-													
			M-A	M-A	M-A	OR	DR	TOT	PF	FD		BS	BA	+/-												
2	Jaylin Williams	F 27:16	7-9	3-4	4-6	1	1	2	3	25	4	1	1	0	31											
4	Johni Broome	F 24:11	7-11	2-2	0	0	3	8	11	3	16	4	1	1	40											
5	Chris Moore	F 11:51	0-3	0-0	0-0	2	3	5	1	0	0	0	0	1	14											
3	Tre Donaldson	G 22:58	1-5	0-1	0	0	2	5	7	1	0	2	5	4	37											
12	Denver Jones	G 23:40	6-11	4-8	3-4	0	0	0	0	3	19	0	0	0	32											
10	Chad Baker-Mazara	20:20	4-8	1-3	2-2	1	4	5	4	1	11	4	0	0	16											
31	Chaney Johnson	10:30	1-3	0-2	0-0	1	2	3	1	2	0	1	2	0	0	-1										
1	Aden Holloway	14:48	0-5	0-5	1-2	0	3	3	1	3	1	2	1	0	-6											
44	Dylan Cardwell	13:35	0-2	0-1	0-2	0	3	3	2	2	0	0	0	1	-9											
0	K.D. Johnson	14:06	0-2	0-0	2-2	0	0	0	1	2	0	2	1	0	-1											
24	Lior Berman	07:49	1-2	0-0	3-3	0	2	2	1	2	5	0	0	0	0	-3										
20	Carter Sobera	02:14	0-1	0-0	0-0	0	0	0	0	0	0	0	0	0	-4											
21	Blake Muschalek	02:14	0-0	0-0	0-0	0	0	0	0	0	0	0	0	0	-4											
23	Addarin Scott	02:14	0-1	0-0	0-0	0	0	0	2	0	2	0	1	0	-4											
55	Jalen Harper	02:14	0-0	0-0	0-0	0	0	0	0	0	0	0	0	0	-4											
Team						1	3	4		0		0														
Totals			28-63	10-26	15-21	12	33	45	21	20	81	21	13	5	7	5	27									

Technical Fouls:NONE												
Biggest lead		VAN	AUB	Points from		VAN	AUB	Period by Period Scoring				
		0 (1 <sup>st</sup> 20:00)	31 (2 <sup>nd</sup> 3:09)	Turnovers	12	14	1st	2nd	TOT			
Best Scoring Run		6 (1 <sup>st</sup> 14:22)	11 (2 <sup>nd</sup> 3:09)	Paint	22	32	VAN	27	27	54		
Lead Changes		0	0	Second Chance	8	11	AUB	37	44	81		
Times Tied		0	0	Fast Breaks	9	14						
Time with Lead		00:00	39:20	Bench	6	23						

## GAME 22 | #16/#16 AUBURN 91, OLE MISS 77

Official Basketball Box Score - Final  
**Auburn at Ole Miss**  
 02/03/24 The Sandy and John Black Pavilion at Ole Miss, Oxford, MS  
 2023-24 Men's Basketball  
 Game Time: 5:00 PM  
 Game Duration: 2:00  
 Attendance: 9,631  
 Officials: Steven Anderson, Owen Shortt, Anthony Jordan

Auburn - 91													Record: 18-4 (7-2)												
NO.	Name	Min	FG	3P	FT	Rebounds	Fouls	TP	AS	TO	ST	Blocks	+/-												
			M-A	M-A	M-A	OR	DR	TOT	PF	FD		BS	BA	+/-											
2	Jaylin Williams	F 27:42	6-11	1-4	3-4	2	3	5	2	3	16	2	3	0	1	9									
4	Johni Broome	F 25:27	7-13	1-3	0-2	2	7	9	4	2	15	7	1	0	3	17									
5	Chris Moore	F 10:54	1-2	1-1	0-0	2	2	0	0	0	3	0	0	0	0	-2									
3	Tre Donaldson	G 25:04	4-8	2-3	0-0	0	0	0	0	0	10	6	1	1	0	5									
12	Denver Jones	G 26:22	4-8	2-5	1-1	2	3	1	2	11	1	3	1	0	1	3									
10	Chad Baker-Mazara	26:22	5-10	3-6	2-2	1	8	9	4	15	2	1	0	1	1	20									
31	Chaney Johnson	12:18	2-2	0-0	1	3	4	2	1	4	0	1	0	0	0	5									
0	K.D. Johnson	13:38	4-4	1-1	2-2	1	2	1	2	11	3	0	1	0	0	11									
1	Aden Holloway	14:56	2-5	1-4	1-2	0	0	0	1	1	6	3	1	0	0	9									
44	Dylan Cardwell	14:33	0-1	0-0	0-0	1	1	2	0	1	0	1	0	1	0	-3									
24	Lior Berman	02:34	0-0	0-0	0-0	0	0	0	0	0	0	0	0	0	0	-4									
Team						4	2	6		0		0													
Totals			35-64	12-27	9-13	14	28	42	16	13	91	25	11	4	6	14									

Ole Miss - 77													Record: 18-4 (6-4)													
NO.	Name	Min	FG	3P	FT	Rebounds	Fouls	TP	AS	TO	ST	Blocks	+/-													
			M-A	M-A	M-A	OR	DR	TOT	PF	FD		BS	BA	+/-												
4	Jaemyn Brakefield	F 32:32	4-7	1-1	6-6	0	1	1	4	5	15	5	2	0	2	-6										
33	Moussa Cisse	C 23:39	6-7	0-0	0-2	1	3	2	3	12	0	0	0	4	0	-1										
5	Jaylen Murray	G 32:24	2-12	0-4	0-0	1	0	1	0	4	6	1	2	0	0	-14										
7	Allen Flanigan	G 33:18	6-15	2-3	6-7	0	5	5	3	4	20	1	3	1	0	-12										
11	Matthew Murrell	G 36:28	7-16	3-7	1-2	3	5	3	2	18	3	1	1	0	0	-20										
0	Brandon Murray	24:20	3-4	2-3	0-0	6	6	1	0	8	2	0	1	0	0	-18										
2	TJ Caldwell	12:17	0-1	0-1	0-0	0	0	0	0	1	0	2	0	0	0	-4										
25	Rashaud Marshall	02:28	0-0	0-0	0-0	0	0	0	0	1	0	1	0	0	0	1										
1	Austin Nunez	02:34	0-0	0-0	0-0	0	0	0	0	1	0	0	0	0	0	0	-4									
Team						3	2	5		0		0														
Totals			28-62	8-19	13-17	8	18	26	14	14	77	20	8	5	6	6	-14									

Technical Fouls:Brakefield 1 <sup>st</sup> 4:17												
Biggest lead		AU	OM	Points from		AU	OM	Period by Period Scoring				
		15 (2 <sup>nd</sup> 0:51)	13 (1 <sup>st</sup> 3:29)	Turnovers	11	13	1st	2nd	TOT			
Best Scoring Run		8 (2 <sup>nd</sup> 19:07)	7 (1 <sup>st</sup> 6:44)	Paint	44	32	AU	35	56	91		
Lead Changes		5	9	Second Chance	15	9	OM	44	33	77		
Times Tied		4	0	Fast Breaks	9	10						
Time with Lead		11:46	25:45	Bench	36	8						

Game Notes:1st Half, 12:45 - after review AUB foul 1-Holloway upgraded to flagrant 1 • 2nd Half, 19:48 - after review goal tend reversed •

## GAME 23 | #12/#11 AUBURN 99, #16/16 ALABAMA 81

Official Basketball Box Score - Final  
**Alabama at Auburn**  
 02/07/24 Neville Arena, Auburn  
 2023-24 Men's Basketball  
 Game Time: 6:00 PM  
 Game Duration: 2:26  
 Attendance: 9,121  
 Officials: Doug Shows, Joe Lindsay, Courtney Green

Alabama - 81													Record: 16-7 (8-2)												
NO.	Name	Min	FG	3P	FT	Rebounds	Fouls	TP	AS	TO	ST	Blocks	+/-												
			M-A	M-A	M-A	OR	DR	TOT	PF	FD		BS	BA	+/-											
2	Grant Nelson	F 25:13	5-7	1-4	9-12	2	4	6	5	8	16	2	1	0	2	-2									
1	Mark Sears	G 36:41	6-13	1-3	12-13	2	7	9	2	10	25	4	3	1	0	-15									
3	Rylan Griffon	G 30:09	5-9	4-6	0-0	1	1	2	4	0	14	0	3	0	1	-30									
12	Latrell Wrightsell Jr.	G 26:13	3-9	2-7	0-0	2	2	4	1	0	8	0	0	0	0	-5									
55	Aaron Estrada	G 28:12	4-10	1-3	1-1	0	2	2	5	1	10	1	3	1	0	-2									
15	Jarin Stevenson	20:15	0-3	3-4	0	1	1	2	1	2	1	1													

# 2023-24 BOX SCORES

## GAME 25 | #13/12 AUBURN 101 VS. #11/11 SOUTH CAROLINA 61



Official Basketball Box Score - Final  
**South Carolina at Auburn**  
02/24/24 Neville Arena, Auburn  
2023-24 Men's Basketball

Game Time: 7:30 PM  
Game Duration: 2:03  
Attendance: 9,121

Officials: Terry Oglesby, Keith Kimble, Owen Shortt

South Carolina - 61													
Record: 21-4 (9-3)													
NO. Name	Min	FG M-A	3P M-A	FT M-A	Rebounds OR DR TOT	Fouls PF FD	TP	AS	TO	ST	Blocks BS BA	+/-	
2 B.J. Mack	F 21:12	3-7	1-2	7-8	1 0 1	2 4	14	0	1	0	0	0	-10
30 Collin Murray-Boyles	F 21:36	6-10	0-0	7-8	4 3 7	3 19	4	4	2	1	1	-17	
5 Meechie Johnson	G 27:33	8-17	2-6	4-4	0 7 7	3 2	22	2	1	0	2	-23	
12 Zachary Davis	G 18:10	0-2	0-1	1-2	1 2 3	1 1	1	1	1	0	0	0	
55 Tal'on Cooper	G 33:48	1-6	0-2	2-2	0 2 2	1 2	4	0	1	0	0	-18	
10 Miles Stute	16:05	0-4	0-1	0-0	1 0 1	2 0	0	0	1	0	1	-35	
33 Josh Gray	13:39	0-1	0-0	0-0	1 1 2	1 2	0	0	1	2	0	-11	
1 Jacobi Wright	20:45	0-3	0-1	0-2	1 0 1	3 2	0	1	0	0	0	-33	
15 Morris Ugusuk	12:02	0-2	0-2	0-0	0 0 0	0 0	0	0	1	2	0	-22	
4 Stephen Clark	05:59	0-0	0-0	1-2	0 1 1	3 1	1	0	0	0	0	-14	
31 Benjamin Bosmans-Verdonk	04:08	0-0	0-0	0-0	0 0 0	0 0	0	0	0	0	0	-11	
Team					2 2 4	0	0	0	0	0	0		
Totals		18-52	3-15	22-28	11 18 29	19 18	61	5	13	6	4	6	-40

Technical Fouls:Johnson 2<sup>nd</sup>6:38

Auburn - 101													
Record: 20-5 (9-4)													
NO. Name	Min	FG M-A	3P M-A	FT M-A	Rebounds OR DR TOT	Fouls PF FD	TP	AS	TO	ST	Blocks BS BA	+/-	
2 Jaylin Williams	F 24:06	8-11	5-7	2-2	1 1 2	3 2	23	1	0	2	0	22	
4 Johni Broome	F 22:17	8-15	4-5	1-3	0 2 2	1 4	21	0	0	0	2 2 8		
5 Chris Moore	F 14:58	0-0	0-0	0-0	2 1 3	1 0	0	1	0	0	0 0 6		
3 Tre Donaldson	G 20:11	5-8	0-0	1-1	0 0 0	1 11	4	4	0	2	0 0 5		
12 Denver Jones	G 25:26	2-6	0-1	3-3	1 0 1	0 2	7	1	2	0	0 1 6		
0 K.D. Johnson	19:17	2-3	1-2	4-4	0 2 2	4 2	9	1	1	3	0 0 40		
1 Aden Holloway	10:38	1-3	0-2	0-0	0 2 2	0 1	2	3	0	1	0 0 23		
10 Chad Baker-Mazara	15:47	4-4	2-2	0-0	5 5 3	2 10	3	3	0	0	0 0 20		
31 Chaney Johnson	13:40	2-3	0-1	2-2	0 2 2	0 2	6	2	0	1	0 0 15		
44 Dylan Cardwell	15:29	2-3	0-0	4-4	0 0 0	4 2	8	5	0	0	4 0 29		
24 Lior Berman	09:15	1-1	0-0	0-0	0 1 1	1 0	2	1	0	1	0 0 14		
20 Carter Sobera	02:14	0-0	0-0	0-0	0 2 2	0 0	0	0	0	0	0 0 3		
21 Blake Muschalek	02:14	0-0	0-0	0-0	0 1 1	0 0	0	0	0	0	0 0 3		
23 Addarin Scott	02:14	0-0	0-0	0-0	0 0 0	0 0	0	0	0	0	0 0 3		
55 Jalen Harper	02:14	1-2	0-0	0-0	0 0 0	0 0	2	0	0	0	0 1 3		
Team					1 5 6	0	0	1					
Totals		36-59	12-20	17-19	5 24 29	18 18	101	22	7	10	6	4	40

Technical Fouls:NONE

Biggest lead		USC	AUB	Points from Turnovers		Period by Period Scoring			
5 (1 <sup>st</sup> 17:48)		41 (2 <sup>nd</sup> 0:49)	8	25	1st	2nd	TOT		
Best Scoring Run		4 (1 <sup>st</sup> 18:32)	14 (2 <sup>nd</sup> 0:49)	30	36	USC	28	33	61
Lead Changes		1		Second Chance	13	5			
Times Tied		1		Fast Breaks	2	16			
Time with Lead		02:58	35:16	Bench	1	39			

## GAME 26 | #22/20 KENTUCKY 70, #13/#12 AUBURN 59



Official Basketball Box Score - Final  
**Kentucky at Auburn**  
02/17/24 Neville Arena, Auburn  
2023-24 Men's Basketball

Game Time: 5:00 PM  
Game Duration: 2:18  
Attendance: 9,121

Officials: Steven Anderson, Joe Lindsay, Vladimir Voyard-Tadal

Kentucky - 70												
Record: 18-7 (8-4)												
NO. Name	Min	FG M-A	3P M-A	FT M-A	Rebounds OR DR TOT	Fouls PF FD	TP	AS	TO	ST	Blocks BS BA	+/-
33 Ugonna Onyenso	F 36:10	3-3	0-0	1-2	4 7 11	3 1	7	1	0	0	2 0 8	
1 Justin Edwards	G 17:40	2-3	0-1	0-0	2 1 3	5 0	4	0	1	0	0 0 9	
3 Adou Thiero	G 32:36	4-8	0-0	6-6	0 8 8	3 4	14	1	2	0	0 1 7	
12 Antonio Reeves	G 33:50	8-20	3-6	3-5	1 4 5	4 4	22	1	0	0	0 2 14	
21 D.J. Wagner	G 23:51	1-6	0-3	6-6	1 1 2	3 3	8	1	4	1	0 1 1	
0 Rob Dillingham	F 18:11	4-9	1-2	2-5	0 2 2	4 4	11	3	4	1	0 1 12	
15 Reed Sheppard	29:49	2-5	0-1	0-0	1 4 5	1 0	4	3	1	5	0 0 4	
23 Jordan Burks	04:03	0-0	0-0	0-0	0 0 0	0 0	0	0	0	0	0 0 -3	
2 Aaron Bradshaw	03:18	0-0	0-0	0-0	0 0 0	0 0	0	0	0	0	1 0 6	
44 Zvonimir Ivisic	00:32	0-0	0-0	0-0	0 0 0	0 0	0	0	0	0	0 0 -3	
Team					1 2 3	0	0	0	0	0	0 0 0	
Totals		24-54	4-13	18-24	10 29 39	23 16	70	10	12	8	3 5 11	

Technical Fouls:NONE

Auburn - 59												
Record: 20-6 (9-4)												
NO. Name	Min	FG M-A	3P M-A	FT M-A	Rebounds OR DR TOT	Fouls PF FD	TP	AS	TO	ST	Blocks BS BA	+/-
2 Jaylin Williams	F 23:42	1-5	0-2	1-2	0 0 0	0 4	3	1	1	1	0 0 -4	
4 Johni Broome	F 31:22	5-13	0-3	4-4	6 5 11	4 3	14	2	1	1	3 1 -5	
5 Chris Moore	F 11:37	0-1	0-1	1-2	1 1 2	1 1	1	0	1	1	0 0 -9	
3 Tre Donaldson	G 17:08	0-3	0-1	1-2	0 3 3	4 1	1	0	2	1	0 0 -6	
12 Denver Jones	G 27:59	3-11	3-7	3-4	1 3 4	0 3	12	2	2	0	0 0 -5	
10 Chad Baker-Mazara	26:12	2-3	1-1	9-9	1 5 6	1 6	14	3	2	1	1 0 -3	
0 K.D. Johnson	25:31	3-10	0-2	0-0	1 1 2	3 0	6	1	1	2	1 1 -5	
1 Aden Holloway	14:50	1-5	0-3	2-3	0 2 2	0 1	4	0	0	1	0 1 -6	
31 Chaney Johnson	16:18	0-2	0-2	0-1	0 2 2	2 1	0	1	0	0	0 0 -7	
44 Dylan Cardwell	08:38	2-2	0-0	0-3	1 0 1	1 2	4	1	1	0	0 0 -6	
24 Lior Berman	02:43	0-0	0-0	0-0	1 0 1	0 1	0	0	0	0	0 0 1	
Team					2 0 2	0	0	0	0	0	0 0 0	
Totals		17-55	4-22	21-30	14 22 36	16 23 59	11	11	8	5 3 -11		

Technical Fouls:NONE

Biggest lead		UKY	AUB	Points from Turnovers		Period by Period Scoring			
16 (2 <sup>nd</sup> 6:05)		0 (1 <sup>st</sup> 20:00)	0 (1 <sup>st</sup> 20:00)	23	10	1st	2nd	TOT	
Best Scoring Run		9 (1 <sup>st</sup> 14:27)	8 (2 <sup>nd</sup> 2:59)	36	26	UKY	39	31	70
Lead Changes		0		Second Chance	20	10			
Times Tied		1		Fast Breaks	13	9			
Time with Lead		38:39	00:00	Bench	15	28			

## GAME 27 | #14/14 AUBURN 97, GEORGIA 76



Official Basketball Box Score - Final  
**Auburn at Georgia**  
02/24/24 Stegeman Coliseum, Athens  
2023-24 Men's Basketball

Game Time: 6:00 PM  
Game Duration: 2:08  
Attendance: 10,523

Officials: Pat Adams, Bart Lenox, Todd Austin

Auburn - 97												
Record: 21-6 (10-4)												
NO. Name	Min	FG M-A	3P M-A	FT M-A	Rebounds OR DR TOT	Fouls PF FD	TP	AS	TO	ST	Blocks BS BA	+/-
4 Johni Broome	F 26:17	7-10	1-2	1-4	5 8 13	3 5	16	2	3	0	2 0 22	
10 Chad Baker-Mazara	F 27:11	8-12	2-3	7-7	1 4 5	3 4	25	4	0	2	1 1 20	
1 Aden Holloway	G 27:39	5-10	5-8	0-0	0 1 1	1 0	15	3	1	0	0 0 24	
12 Denver Jones	G 18:55	3-4	2-3	0-0	0 0 0	0 3	8	0	0	0	1 1 12	
31 Chaney Johnson	G 26:42	6-9	1-3	3-4	0 4 4	3 3	16	1	0	1	0 0 14	
44 Dylan Cardwell	24:13	2-3	1-2	0-0	0 3 3	3 1	5	2	1	0	1 0 10	
0 K.D. Johnson	21:05	3-6	2-4	0-0	0 1 1	5 1	8	3	2	0	0 0 9	
3 Tre Donaldson	12:21	0-2	0-1	0-1	0 2 2	1 1	0	0	0	0	0 0 -3	
5 Chris Moore	02:42	0-0	0-0	0-0	0 0 0	0 0	0	0	0	0	0 0 -3	
24 Lior Berman	12:55	2-2	0-0	0-0	0 1 1	2 0	4	1	1	0	0 0 0	
Team					2 1 3	0	0	0	0	0	0 0 0	
Totals		36-58	14-26	11-16	8 25 33	24 15	97	16	9	3 5 2	21	

Technical Fouls:Broome 1<sup>st</sup>11:37Baker-Mazara 1<sup>st</sup>4:12

Georgia - 76												
Record: 15-12 (5-9)												
NO. Name	Min	FG M-A	3P M-A	FT M-A	Rebounds OR DR TOT	Fouls PF FD	TP	AS	TO	ST	Blocks BS BA	+/-
23 Jalen DeLoach	F 06:49	1-2	0-0	1-1	0 0 0	3 1	3	0	1	0	0 0 -9	
54 Russell Tchewa	C 31:22	6-12	0-0	4-6	1 6 7	1 3	16	0	2	0	2 -31	
1 Jabri Abdur-Rahim	G 21:28	1-3	1-2	4-4	0 2 2	3 2	7	0	0	0	0 1 -17	
3 Noah Thomasson	G 29:49	5-12	1-6	7-8	1 1 2	1 4	18	0	0	1	0 0 -11	
4 Silas Demary Jr.	G 32:29	4-11	0-2	8-10	0 1 1	2 8	16	2	0	4	0 1 -16	
11 Justin Hill	22:23	2-8	1-2	0-0	1 1 2	0 0	5	1	2	0	0 -14	
13 Dylan James	18:25	1-2	0-1	1-2	0 2 2	1 2	3	0	1	1	2 0 7	