



SOFTBALL

2023 MEDIA GUIDE





INTRODUCTION

Table of Contents	2
Gameday Experience	3
Jane B. Moore Field	4
Gregg E. Heim Player Development Center	5
Dr. Jane B. Moore	6-7
Jane B. Moore Endowment for Softball Excellence	8
2023 Schedule & Quick Facts	9

MEET THE TEAM

2023 Roster	11
Head Coach Mickey Dean	12-15
Assistant Coach Eugene Lenti	16
Assistant Coach Emily Carosone	17
Support Staff	18-19
Graduate Students	20-21
Seniors	22-27
Juniors	28-38
Sophomores	39-52
Freshmen	53-54

2022 IN REVIEW

Results	56
Team Statistics	57-58
Game-by-Game Hitting	59
Game-by-Game Pitching	60
Single-Game Highs	61
Honors & Awards	62

RECORD BOOK

Honors & Awards	64-68
Team Game Records	69
Team SEC Game Records	70
Miscellaneous Game Records	71
Team Season Records	72-75
Team SEC Season Records	76-78
Yearly Leaders	79-86
Yearly Leaders (SEC Play)	87-94
Individual Game Records	95-96
Individual SEC Game Records	97-98
Auburn Class Records	99-102
Auburn Class Records (SEC Play)	103-106
Individual Season Records	107-111
Individual SEC Season Records	112-116
Individual Career Records	117-121
Individual SEC Career Records	122-126
Perfect Games & No Hitters	127

ALL-TIME RESULTS

Year-By-Year Records	129
Year-By-Year Statistics	130
Year-By-Year Results	131-139
Records Versus Opponents	140
All-Time Series Results	141-160
All-Time Final SEC Standings	161-164
All-Time National Rankings	165

POSTSEASON HISTORY

Auburn at SEC Tournaments	167-168
Auburn at NCAA Regionals	169-170
Auburn at NCAA Super Regionals	171
Auburn at Women's College World Series	172

ALL-TIME ROSTER

All-Time Head Coaches & Assistant Coaches	174
All-Time Letterwinners	175
All-Time Roster (By Name)	176
All-Time Roster (By Jersey Number)	177
All-Time Roster (By State)	178

MEDIA SPOT CHART

Spot Chart	179
------------	-----



CREDITS

The 2023 Auburn Softball Media Guide is published by the Auburn Athletics Communications Office, a division of the Auburn Athletics Department. The guide was edited by Taylor Shirey with editorial assistance from Tucker Cleverdon. Photography provided by Grayson Belanger, Zach Bland, Elaina Eichorn and Jacob Taylor. For more information on Auburn Athletics, please call the Communications Office at 334-844-9800 or go to www.AuburnTigers.com.





GENERAL INFORMATION

First Year	1998
Years	Entering 26th
Surface	Natural Grass
All-Time Record	516-206-1 (.714)
Most Wins in a Season	35 (2016)
Capacity	2,316

DIMENSIONS


Left Field	201
Center Field	220
Right Field	201

YEAR-BY-YEAR RECORDS

1998	1-7
1999	7-12-1
2000	20-16
2001	12-12
2002	19-8
2003	11-11
2004	19-5
2005	26-5
2006	19-8
2007	14-11
2008	19-6
2009	14-12
2010	18-8
2011	23-8
2012	18-9
2013	22-12
2014	28-7
2015	32-3
2016	35-6
2017	49-12
2018	29-3
2019	24-7
2020	11-2
2021	18-12
2022	28-4

TOP-15 ATTENDANCE RECORDS

Att.	Date	Opponent	Result
2,620	Feb. 25, 2017	Yale	W, 9-0
2,477	May 26, 2017	Oklahoma	L, 4-0
2,476	April 8, 2017	Ole Miss	L, 10-4
2,420	Feb. 18, 2017	Evansville	W, 5-3
2,420	May 27, 2017	Oklahoma	L, 5-2
2,414	April 16, 2018	Tennessee	L, 2-1
2,372	March 4, 2017	Charleston	W, 14-0
2,316	May 1, 2022	Georgia	L, 3-6
2,316	April 30, 2022	Georgia	W, 4-3
2,316	April 29, 2022	Georgia	W, 6-3
2,316	April 3, 2022	Florida	L, 0-3
2,316	April 2, 2022	Florida	L, 6-7
2,331	April 29, 2017	Mississippi State	W, 6-2
2,305	April 7, 2017	Ole Miss	W, 3-1
2,289	April 21, 2018	Arkansas	W, 4-2
2,264	April 8, 2018	Tennessee	W, 6-0

Records set during Mickey Dean era listed in **BOLD**



The Gregg E. Heim Player Development Center opened in the fall of 2020. The 11,000-square foot facility is complete with six batting tunnels, a netting system, a team meeting space, pitching machines, LED lighting and a clay pitching circle.

"It's had a huge impact because we're able to bring our hitters in the mornings now so they can really focus on hitting and the weather is not a factor, so they can get out here and focus on what they're doing," head coach Mickey Dean said. "Our pitchers can get in and use the mound area and our infielders can take ground balls."

Rainy afternoons and frigid winter mornings? Not a problem anymore.

"When you're working on something, it's difficult to stay focused sometimes, even if it's not raining but if it's cold, especially in the mornings," Dean said. "It opens up time for our players and it also allows them to work on the things they need to work on without having to worry about the weather elements."



"Of course, there are times you want to train in those elements because you've got to play in those elements, but you also have to have that time where you can just focus on you and not have to worry about those outside elements. That's very beneficial."

The new facility proved instantly popular with Auburn's softball student-athletes.

"They're excited because they understand what a difference-maker it is for them to be able to work on themselves," he said. "We have tons of TVs and video monitors. It's user friendly. They can come in and all they need is someone to hold a cell phone and they can watch themselves on video on the TVs. It's very powerful for us right now."

Not only will the facility help develop current student-athletes, it will help Auburn recruit future Tigers.

"It looks great on social media," Dean said. "Any time you put in something that allows a student-athlete to enhance their development as a player it's going to draw the attention of recruits because they want to get better. This really expands that."

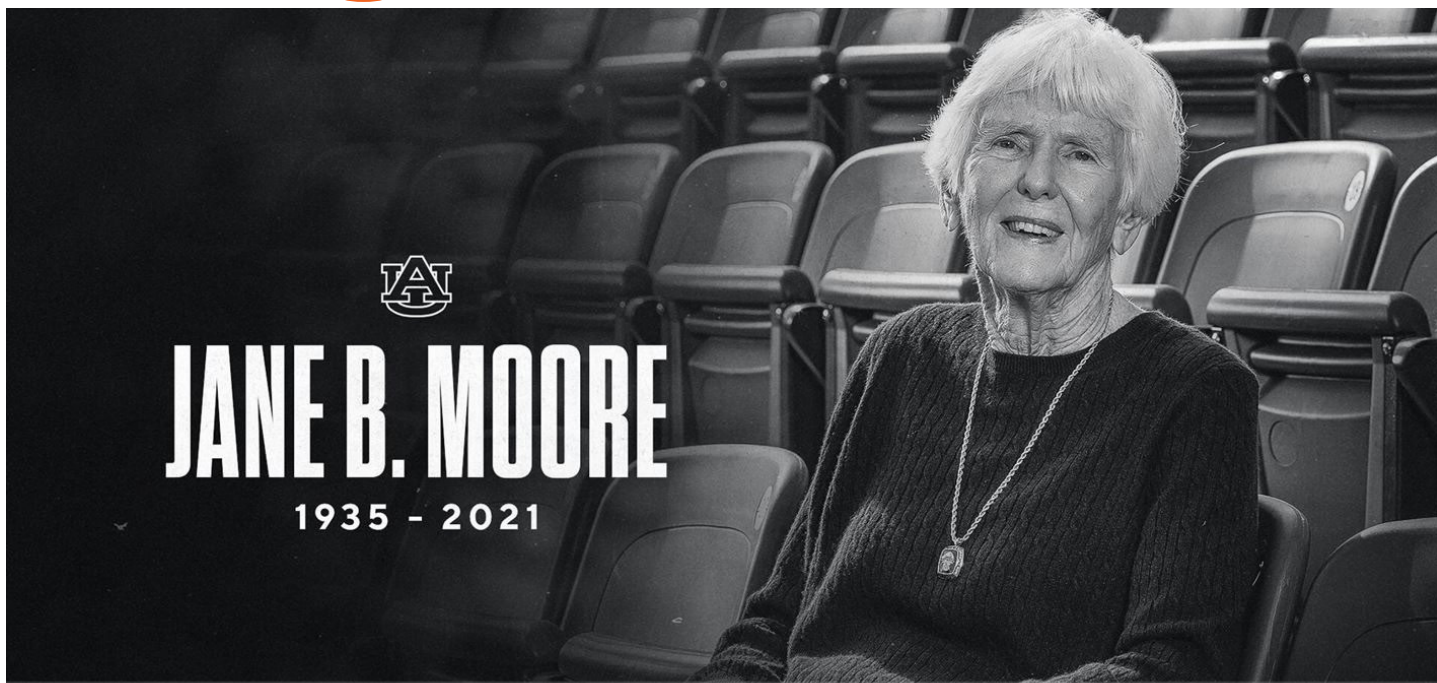


Gregg Heim graduated from Auburn University in 1965 in business administration. He served in the Army Reserve and enjoyed a distinguished insurance career for Liberty National. He loved Auburn, and when he passed away in 2019, his seven-figure estate gift, along with donations from other softball supporters, funded the facility that bears Heim's name.

"Without donors, you really don't have this level of college athletics," Dean said. "Donors are the lifeblood of your program. They are so much appreciated, whatever the amount given. When we receive an amount such as this, it has a tremendous impact on our program, on our university, even on our community because, you think about the things that we'll be allowed to do once we get through the pandemic, we can open up this facility for kids in the region to come and do camps and clinics. It has a huge impact."

"Sometimes it's really hard to understand the impact that it has not just on your program but on the community as a whole. We truly appreciate it. I feel badly because of the COVID and the pandemic because our donors weren't here to see our players' eyes and the excitement when we opened the facility up for them. There was a lot of excitement."

"With this facility, it allows us to not have to continue to change our practice times so randomly because of weather. We have might have to change it by a half-hour but it's not like we have to change it by six hours. It helps our athletes stay in a good rhythm. We seem to be in a pretty good rhythm at this point."



Dr. Jane B. Moore, perhaps the most influential woman in Auburn Athletics history, passed away on June 9, 2021.

Auburn's softball complex was named Jane B. Moore Field in her honor in 2002 and dedicated on April 26, 2003, in recognition of Moore's service to athletics at Auburn.

For more than 50 years, Dr. Jane Moore made an indelible impact on Auburn University and Auburn Athletics," former Director of Athletics Allen Greene said. "She believed in the human touch, a quality she consistently demonstrated to student-athletes, who have benefited profoundly from her example."

Moore continued to regularly attend events and support Auburn student-athletes until her passing.

"No one loved Auburn, Auburn University, the Auburn way of life, more so than Jane Moore," said former director of athletics David Housel. "You can easily say, and should say, that Jane Moore is the moral standard by which Auburn's women's athletics program is judged."

"Jane B. Moore was a staple for our program and community," Auburn softball coach Mickey Dean said. "She was a truly genuine and gracious person. It is only fitting that our venue is named after her, given her commitment and love for our team and program. She has felt like a member of my family since I took the head coaching position. She is loved and will be deeply missed by our student-athletes and staff."

Born in 1935 in Dozier, Alabama, Moore came to Auburn in 1969 after earning her Doctorate of Education in physical education from the University of Alabama.

In 1975, Moore became the first woman to serve on the Auburn University Committee on Intercollegiate Athletics. She served on multiple athletics committees for men's and women's sports for more than 40 years.



"That put me in a position to have an opportunity to help the program all the way through," Moore recalled in a 2016 video when she received the Lifetime Achievement Award from the Auburn Alumni Association. "That was a defining moment."

"In my 40 years of being around intercollegiate athletics, I don't know of anyone who was respected more than Jane Moore," Housel said.

Moore made significant professional contributions to Auburn University over a 28-year career on the faculty of the College of Education and the Department of Health and Human Performance (now the School of Kinesiology).

A pioneering researcher in motor development, Moore established the Kindergarten Motor Development Program in conjunction with the Auburn College of Education and Auburn City School System, making scholarly contributions to advance the understanding about how children move and learn to move. This venture was a one-of-a-kind testing and remediation program for young children who were participating in their early motor skills and provided practical experience for Auburn University students enrolled in Moore's classes.

children who were participating in their early motor skills and provided practical experience for Auburn University students enrolled in Moore's classes.



"Jane B. Moore was a special person in the lives of the Auburn softball athletes," said Tina Deese, the Auburn program's first softball coach. "She was a mentor to me as a young coach and as a person. I so appreciate her guidance through the early years of the softball program. She will surely be missed by friends and athletes."

Moore consistently volunteered and provided leadership at the Food Bank of East Alabama, East Alabama Medical Center, Boys & Girls Clubs of Greater Lee County and the Alabama School of Fine Arts, among many other civic pursuits.

Her service to Auburn has been recognized with the Algernon Sydney Sullivan Award and the Pamela Wells Sheffield Award, which recognizes Auburn women exemplifying grace, character and a selfless service and commitment to Auburn University and the Auburn family.

"Dr. Jane Moore was a beloved professional colleague, good friend, an outstanding teacher, a lifelong leader in the College of Education and School of Kinesiology and a mainstay in Auburn Athletics," said Susan Nunnally, Auburn women's athletics pioneer and retired faculty member. "She may have earned a degree from that 'other university' but she was a true Auburn woman and proud to be an Auburn Tiger. There was no doubt Jane believed in Auburn and loved it."

Moore was instrumental in the establishment of WINGS (Women Inspiring and Nurturing Greatness in Student-Athletes), which promotes and supports women's athletics at Auburn by creating programs for female student-athletes.

"Dr. Moore was an incredible woman who impacted so many lives," said the late Meredith Jenkins, former Auburn senior woman administrator. "She gave so much of herself in support of Auburn Athletics. The program would not be what it is today without her. She loved the coaches and student-athletes and was extremely proud of their accomplishments. She was a wonderful mentor and friend. She will be deeply missed."

"She was a wonderful woman who impacted so many student-athletes," said former Auburn softball All-American Holly Currie. "She was so genuine and made us feel like she was so proud of us and our accomplishments. I am truly thankful to have known her and will forever be grateful for my time at Auburn and playing at Jane B Moore Field."

Always putting others and Auburn first and never seeking personal accolades, Moore accepted the Lifetime Achievement Award in 2016 with characteristic humility.

"I think about doing the best I can in whatever role and responsibility I have," she said. "I look back at the accomplishments not related to what I might have given to the program, but look back with pride about where we are and the giant steps that have been made through the years."





An endowment supporting Auburn Softball and honoring venue namesake Dr. Jane B. Moore was launched during the 2022 season with an initial \$25,000 gift from Tigers Unlimited through the On Deck Club.

The mission of the On Deck Club is to foster, develop and promote Auburn Softball to the general public and provide financial support to the program through annual membership dues. The Jane B. Moore Endowment for Softball Excellence will be used to further enhance the Auburn Softball program through annual strategic initiatives.

The endowment is being created to honor the late Dr. Jane B. Moore, one of the most influential women in Auburn Athletics history.

Auburn's softball complex was named Jane B. Moore Field in her honor in 2002 and dedicated on April 26, 2003, in recognition of Moore's service to athletics at Auburn.

In 1975, Moore became the first woman to serve on the Auburn University Committee on Intercollegiate Athletics. She served on multiple athletics committees for men's and women's sports for more than 40 years.


Moore made significant professional contributions to Auburn University over a 28-year career on the faculty of the College of Education and the Department of Health and Human Performance (now the School of Kinesiology).

Her service to Auburn has been recognized with the Algernon Sydney Sullivan Award and the Pamela Wells Sheffield Award, which recognizes Auburn women exemplifying grace, character and a selfless service and commitment to Auburn University and the Auburn family.

After initially launching the fund during the program's inaugural Jane B. Moore Memorial tournament last March, the Tigers are set to host the second annual event over the weekend of March 3-5, welcoming Bowling Green, South Alabama and Tennessee Tech to the Plains.

"Dr. Moore's enduring impact on Auburn's softball program and her legacy on our campus continue to create opportunities for Auburn women," said head softball coach Mickey Dean.

To give to the Jane B. Moore Endowment, visit: <https://alumniq.auburn.edu/giving/to/janebmoore>.





UNIVERSITY INFORMATION

City _____ Auburn, Ala.
 Founded _____ 1856
 Enrollment _____ 31,526
 Nickname _____ Tigers
 Colors _____ Burnt Orange & Navy Blue
 Affiliation _____ NCAA Division I
 Conference _____ Southeastern (SEC)
 Stadium (Capacity) _____ Jane B. Moore Field (2,316)
 President _____ Dr. Christopher B. Roberts
 Athletics Director _____ John Cohen

TEAM INFORMATION

Letterwinners Returning/Lost _____ 18/6
 Starters Returning/Lost _____ 9/0
 Pitchers Returning/Lost _____ 2/2
 Newcomers _____ 7
 2022 Overall Record _____ 40-17
 2022 Conference Record/Finish _____ 11-13/10th

PROGRAM HISTORY

First Year of Softball _____ 1997
 All-Time Record _____ 930-602-2 (.607)
 at Jane B. Moore Field (1998-Present) _____ 516-206-1 (.714)
 at AU City Complex (1997-98) _____ 18-18 (.500)
 Total Home Record _____ 485-212-1 (.696)
 All-Time SEC Record _____ 319-357 (.472)
 SEC Tournament Appearances _____ 21
 SEC Tournament Record _____ 21-26 (.447)
 NCAA Tournament Appearances _____ 17
 NCAA Tournament Record _____ 34-36 (.486)

STAFF INFORMATION

Head Coach _____ Mickey Dean (Elon, 1987)
 Career Softball Record _____ 641-262 (.710) / 17th Season
 Record at Auburn _____ 163-90 (.644) / 6th Season
 Assistant Coach _____ Eugene Lenti
 Assistant Coach _____ Emily Carosone
 Volunteer Assistant _____ Ken Brooke
 Video Analyst _____ Wayne Pettry
 Director of Operations _____ Leisa Lee

MEDIA INFORMATION

Associate AD/Communications _____ Kirk Sampson
 Assistant Director/Softball Contact _____ Taylor Shirey
 Email _____ trs0010@auburn.edu
 Phone _____ 334-750-0710
 Mailing Address _____ Auburn Athletics Complex
 _____ 392 S. Donahue Dr.
 Website _____ AuburnTigers.com
 Facebook _____ Facebook.com/AuburnSoftball
 Twitter/Instagram _____ @AuburnSoftball

2023 SCHEDULE

DATE	OPPONENT	LOCATION	TIME (CT)
Feb. 10	# vs. St. John's	Clearwater, Fla.	12:30 p.m.
Feb. 10	# vs. Fordham	Clearwater, Fla.	3:00 p.m.
Feb. 11	# vs. Pittsburgh	Clearwater, Fla.	10:00 a.m.
Feb. 11	# vs. Indiana	Clearwater, Fla.	12:30 p.m.
Feb. 12	# vs. Illinois	Clearwater, Fla.	11:30 a.m.
Feb. 17	% AUSTIN PEAY	JANE B. MOORE FIELD	3:00 p.m.
Feb. 17	% VILLANOVA	JANE B. MOORE FIELD	5:30 p.m.
Feb. 18	% VILLANOVA	JANE B. MOORE FIELD	3:00 p.m.
Feb. 18	% DAYTON	JANE B. MOORE FIELD	5:30 p.m.
Feb. 19	% AUSTIN PEAY	JANE B. MOORE FIELD	2:30 p.m.
Feb. 22	UAB	JANE B. MOORE FIELD	5:00 p.m.
Feb. 24	^ MERRIMACK	JANE B. MOORE FIELD	3:00 p.m.
Feb. 24	^ BROWN	JANE B. MOORE FIELD	5:30 p.m.
Feb. 25	^ NORTH DAKOTA STATE	JANE B. MOORE FIELD	3:00 p.m.
Feb. 25	^ MERRIMACK	JANE B. MOORE FIELD	5:30 p.m.
Feb. 26	^ NORTH DAKOTA STATE	JANE B. MOORE FIELD	12:00 p.m.
March 1	at Troy	Troy, Ala.	6:00 p.m.
March 3	& BOWLING GREEN	JANE B. MOORE FIELD	3:00 p.m.
March 3	& SOUTH ALABAMA	JANE B. MOORE FIELD	5:30 p.m.
March 4	& SOUTH ALABAMA	JANE B. MOORE FIELD	3:00 p.m.
March 4	& TENNESSEE TECH	JANE B. MOORE FIELD	5:30 p.m.
March 5	& BOWLING GREEN	JANE B. MOORE FIELD	2:30 p.m.
March 8	at Georgia Tech	Atlanta, Ga.	1 p.m.
March 10	* at Georgia	Atlanta, Ga.	5:30 p.m.
March 11	* at Georgia	Atlanta, Ga.	11:00 a.m.
March 12	* at Georgia	Atlanta, Ga.	1:00 p.m.
March 17	! vs. Weber State	Oklahoma City, Okla.	11:00 a.m.
March 17	! vs. Northwestern	Oklahoma City, Okla.	1:30 p.m.
March 18	! vs. Northwestern	Oklahoma City, Okla.	1:30 p.m.
March 18	! vs. Oklahoma	Oklahoma City, Okla.	6:30 p.m.
March 19	! vs. Oklahoma	Oklahoma City, Okla.	12:30 p.m.
March 25	* MISSOURI	JANE B. MOORE FIELD	6:00 p.m.
March 26	* MISSOURI	JANE B. MOORE FIELD	5:00 p.m.
March 27	* MISSOURI	JANE B. MOORE FIELD	6:00 p.m.
March 29	at Samford	Birmingham, Ala.	6:00 p.m.
March 31	* OLE MISS	JANE B. MOORE FIELD	6:00 p.m.
April 1	* OLE MISS	JANE B. MOORE FIELD	3:00 p.m.
April 2	* OLE MISS	JANE B. MOORE FIELD	1:00 p.m.
April 6	* at Florida	Gainesville, Fla.	5 p.m.
April 7	* at Florida	Gainesville, Fla.	5 p.m.
April 8	* at Florida	Gainesville, Fla.	12 p.m.
April 12	* TROY	JANE B. MOORE FIELD	6:00 p.m.
April 14	* LSU	JANE B. MOORE FIELD	5:00 p.m.
April 15	* LSU	JANE B. MOORE FIELD	1:00 p.m.
April 16	* LSU	JANE B. MOORE FIELD	3:00 p.m.
April 19	* JACKSONVILLE STATE	JANE B. MOORE FIELD	6:00 p.m.
April 21	* at Alabama	Tuscaloosa, Ala.	8:00 p.m.
April 22	* at Alabama	Tuscaloosa, Ala.	3:00 p.m.
April 23	* at Alabama	Tuscaloosa, Ala.	3:00 p.m.
April 28	* at South Carolina	Columbia, S.C.	5:00 p.m.
April 29	* at South Carolina	Columbia, S.C.	1:00 p.m.
April 30	* at South Carolina	Columbia, S.C.	12:00 p.m.
May 3	* ALABAMA STATE	JANE B. MOORE FIELD	6:00 p.m.
May 5	* MISSISSIPPI STATE	JANE B. MOORE FIELD	5:00 p.m.
May 6	* MISSISSIPPI STATE	JANE B. MOORE FIELD	3:00 p.m.
May 7	* MISSISSIPPI STATE	JANE B. MOORE FIELD	11:00 a.m.
May 10-14	SEC Tournament	Fayetteville, Ark.	TBA
May 18-21	NCAA Regionals	Campus Sites	TBA
May 25-28	NCAA Super Regionals	Campus Sites	TBA
June 1-9	Women's College World Series	Oklahoma City, Okla.	TBA

- 2022 NFCA Division I Leadoff Classic (Clearwater, Fla.) | % - Tiger Invite (Auburn, Ala.)
 ^ - Plainsman Invitational (Auburn, Ala.) | & - Jane B. Moore Memorial (Auburn, Ala.)
 * - SEC Game | ! - Oklahoma City Hall of Fame Classic (Oklahoma City, Okla.)

HOME GAMES LISTED IN **BOLD** | ALL TIMES CENTRAL AND SUBJECT TO CHANGE



MEET THE TEAM



NUMERICAL ROSTER

No.	Name	Pos.	Ht.	B/T	Year	Hometown (High School/Previous School)
00	Aspyn Godwin	C/OF	5-8	R/R	Gr.	Silverhill, Ala. (Daphne)
2	Sydney Cox	UTL	5-3	L/R	Jr.	Asheboro, N.C. (Asheboro)
3	Icess Tresvik	UTL	5-9	R/R	So.	Wilmington, N.C. (Hoggard/North Carolina A&T)
4	Emmah Rolfe	RHP	5-10	R/R	Fr.	Madison, Ala. (Bob Jones)
5	Lindsey Garcia	INF	5-5	R/R	Sr.	Coral Springs, Fla. (Coral Springs Charter)
7	Denver Bryant	INF	5-6	R/R	Jr.	Albany, Ga. (Dougherty)
9	Maddie Penta	RHP	6-2	R/R	Jr.	Chesapeake City, Md. (Bohemia Manor)
10	Makayla Packer	UTL	5-8	R/R	Jr.	Chattanooga, Tenn. (Baylor School)
11	Aubrie Lisenby	C/INF	5-7	R/R	So.	Huntsville, Ala. (Bob Jones)
12	Carlee McCondichie	UTL	5-7	L/R	Sr.	Birmingham, Ala. (Gardendale)
13	Nelia Peralta	INF	5-6	R/R	So.	Wellington, Fla. (Wellington)
15	Skylar Elkins	C/UTL	5-8	R/R	Fr.	Locust Grove, Ga. (Locust Grove)
16	KK McCrary	INF	5-8	R/R	Jr.	Murfreesboro, Tenn. (Siegel/Tennessee)
17	Maia Engelkes	INF	5-11	R/R	Sr.	Sioux Falls, S.D. (Harrisburg)
18	Riley McNemar	INF	5-5	R/R	So.	Galena, Kan. (Galena)
20	Abbey Smith	OF	5-8	L/R	So.	Austin, Texas (James Bowie)
22	Jessie Blaine	C	5-10	R/R	So.	Wentzville, Mo. (St. Dominic)
23	Axe Milanowski	INF	5-6	R/R	Fr.	Dothan, Ala. (Houston Academy)
25	Kenadie Cooper	OF	5-7	R/R	So.	Newnan, Ga. (East Coweta)
31	Millie Roberts	C/INF	5-7	R/R	Fr.	Owensboro, Ky. (Davies County)
55	Shelby Lowe	LHP	5-9	R/L	Jr.	Carrollton, Ala. (Pickens Academy)
66	Annabelle Widra	UTL/RHP	5-7	R/R	So.	Hoover, Ala. (Spain Park/Michigan)
77	Bri Ellis	INF	5-10	R/R	So.	Houston, Texas (Memorial)
99	Rose Roach	INF	5-6	L/R	So.	Elburn, Ill. (Kaneland)

ALPHABETICAL ROSTER

No.	Name	Pos.
22	Jessie Blaine	C
7	Denver Bryant	INF
25	Kenadie Cooper	OF
2	Sydney Cox	UTL
15	Skylar Elkins	C/UTL
77	Bri Ellis	INF
17	Maia Engelkes	INF
5	Lindsey Garcia	INF
00	Aspyn Godwin	C/OF
11	Aubrie Lisenby	C/INF
55	Shelby Lowe	LHP
12	Carlee McCondichie	UTL
16	KK McCrary	INF
18	Riley McNemar	INF
23	Axe Milanowski	INF
10	Makayla Packer	UTL
4	Maddie Penta	RHP
13	Nelia Peralta	INF
99	Rose Roach	INF
31	Millie Roberts	C/INF
4	Emmah Rolfe	RHP
20	Abbey Smith	OF
3	Icess Tresvik	UTL
66	Annabelle Widra	UTL/RHP

COACHING STAFF

- HEAD COACH** | MICKEY DEAN (SIXTH SEASON)
- ASSISTANT COACH** | EUGENE LENTI (FOURTH SEASON)
- ASSISTANT COACH** | EMILY CAROSONE (THIRD AS AST. COACH | FIFTH OVERALL)
- VOLUNTEER ASSISTANT COACH** | KEN BROOKE (FIRST AS VOLUNTEER | SECOND OVERALL)
- VIDEO ANALYST** | WAYNE PETTRY (FIRST SEASON)
- DIRECTOR OF OPERATIONS** | LEISA LEE (FOURTH SEASON)
- GRADUATE ASSISTANT** | SIERRA EASTER WOOD (FIRST SEASON)
- GRADUATE ASSISTANT** | OLIVIA LESSMANN (FIRST SEASON)

SUPPORT STAFF

- SPORT ADMINISTRATOR** | CASEY PAGE
- ATHLETIC TRAINER** | LORA FUHRMANN
- STRENGTH & CONDITIONING** | BRYAN "PK" KARKOSKA
- COMMUNICATIONS** | TAYLOR SHIREY
- MARKETING & FAN ENGAGEMENT** | CIARA GRESHAM
- VIDEO CONTENT SPECIALIST** | T.J. JOHNSON

BY CLASS

FRESHMEN (4)

Skylar Elkins, Axe Milanowski, Millie Roberts, Emmah Rolfe

SOPHOMORES (10)

Jessie Blaine, Bri Ellis, Kenadie Cooper, Aubrie Lisenby, Nelia Peralta, Riley McNemar, Rose Roach, Abbey Smith, Icess Tresvik, Annabelle Widra

JUNIORS (6)

Denver Bryant, Sydney Cox, Shelby Lowe, KK McCrary, Makayla Packer, Maddie Penta

SENIORS (3)

Maia Engelkes, Lindsey Garcia, Carlee McCondichie

GRADUATE STUDENTS (1)

Aspyn Godwin

BY STATE



ALABAMA (8)

Aspyn Godwin, Aubrie Lisenby, Shelby Lowe, Carlee McCondichie, Axe Milanowski, Emmah Rolfe, Annabelle Widra

GEORGIA (3)

Denver Bryant, Kenadie Cooper, Skylar Elkins

KENTUCKY (1)

Millie Roberts

NORTH CAROLINA (2)

Sydney Cox, Icess Tresvik

SOUTH DAKOTA (1)

Maia Engelkes

TENNESSEE (2)

KK McCrary, Makayla Packer

FLORIDA (2)

Lindsey Garcia, Nelia Peralta

ILLINOIS (1)

Rose Roach

MARYLAND (1)

Maddie Penta

KANSAS (1)

Riley McNemar

MISSOURI (1)

Jessie Blaine

TEXAS (2)

Bri Ellis, Abbey Smith



MICKEY DEAN

HEAD COACH

SIXTH SEASON AT AUBURN | [@deanAU_TigersSB](#)

QUICK FACTS

Hometown _____ Elkton, Va.
 Education _____ Elon, 1987
 Wife _____ Liz
 Children _____ Isaac & Eli

COACHING RECORD

Head Coaching Career _____ 16 Seasons
 Career Record _____ 641-262
 NCAA Regionals _____ 11

COACHING CAPSULE

2018-Pr.	Auburn	163-90
2013-17	James Madison	237-56
2007-2012	Radford	241-116

YEAR-BY-YEAR RESULTS

2022	Auburn	40-17
2021	Auburn	27-24
2020	Auburn	16-11
2019	Auburn	39-21
2018	Auburn	41-17
2017	James Madison	52-8
2016	James Madison	50-6
2015	James Madison	48-10
2014	James Madison	45-15
2013	James Madison	42-17
2012	Radford	38-21
2011	Radford	38-21
2010	Radford	38-17
2009	Radford	41-15
2008	Radford	46-15
2007	Radford	44-27

Mickey Dean enters his sixth season as the head coach of the Auburn softball program. In 16 years at the collegiate level, Dean has coached 11 NCAA Tournament teams, including one super regional participant, and won nine conference championships. He is one of four active head coaches to led three different programs to the NCAA Tournament.

A native of Elkton, Va., Dean has guided 81 all-conference players, 45 all-region honorees and eight all-Americans, including 2017 National Player of the Year, Megan Good. He has also been touted as the conference coach of the year eight times.

During his time on the Plains, Dean has guided the Tigers to a 163-90 overall record behind a pair of 40-win seasons. He has guided the Tigers to four NCAA Regional appearances. Dean's resume at Auburn also includes five NFCA All-Region selections and five All-SEC selections. During his tenure, Bri Ellis became the program's first undisputed SEC Freshman of the Year. He also guided slugger Kendall Veach to All-America honors from Softball America in 2019.

Dean's fifth season on the Plains featured a massive overhaul to the program's offense. After opening the season with a 24-1 record, the Tigers would end 2022 with a total of 40 victories, including top-10 wins over No. 8 Kentucky and No. 7 Florida. Dean also helped Auburn to the program's 900th victory with a 10-0 victory at Jacksonville State on Feb. 23, 2022. The Tigers earned a postseason berth as the two-seeded team at the Clemson Regional.

More than tripling its home run numbers from a season ago, Auburn finished 14th in the nation with 86. The mark was the third highest total in a season in school history. Auburn's offense was also highlighted with top-five season performances in team batting average, slugging percentage, runs scored, triples, home runs, RBI and total bases.

Auburn's revitalized offense was due in part to the 2022 freshman class. Auburn's top three RBI producers of the 2022 season were freshmen Bri Ellis, Nelia Peralta and Jessie Blaine. Ellis was the breakout star as she shattered the program's freshman home run record with 20, the third most in the SEC. A top-10 finalist for Schutt Sports/NFCA National Freshman of the Year, Ellis was also tabbed to Extra Inning Softball's All-Freshman Team and added Second Team All-SEC honors after leading the Tigers in home runs, RBI and slugging percentage.

Due to injuries in the pitching circle, Maddie Penta became the workhorse in the circle for the Tigers and shattered records along the way to become the program's pitcher to ever earn NFCA First Team All-Region honors. Penta led the SEC in victories (23) and finished second in strikeouts (258). She was the first pitcher since 2010 to surpass 250 strikeouts in a season and went on to set the program's sophomore strikeout record. Penta finished in the top five in four Auburn single-season pitching records, including wins, starts, strikeouts per seven innings and lowest batting average against. Her efforts also earned her First Team All-SEC accolades.

In his fourth season at Auburn, Dean navigated the Tigers through the uncertainties of playing



a season during the heart of COVID-19 pandemic. He carried Auburn 27 victories, highlighted by the program's first victories in Columbia, Mo., College Station, Texas, and Baton Rouge, La., since 2015. The Tigers also upset No. 12 Kentucky picking up the series win at Jane B. Moore Field.

Dean would earn his 100th victory as head coach of the Tigers on Feb. 20, 2021, as Auburn upset No. 10 South Carolina 5-4 in non-conference competition during the Osprey/Dolphin Invitational in Jacksonville, Fla. Dean would add his 600th career head coaching victory on April 25, 2021, when Auburn took a 3-1 victory over Ole Miss in Oxford, Miss.

The 2021 season was highlighted by the breakout performances from pitching freshman duo Shelby Lowe and Maddie Penta. The pair combined for a total of five SEC Freshman of the Week honors becoming just the second and third Auburn freshman pitchers to win the award multiple times in a season. Penta set the program record with three freshman weekly honors from the league office.

After becoming the first Auburn freshman pitcher to toss a no-hitter in a season opener in Auburn's 8-0 win over Southeast Missouri State, Penta would close her debut season with a pair of no-hitters. Penta would toss Auburn's first seven-inning no-hitter since 2012 in a 5-0 victory over IUPUI. She was the first Auburn pitcher since Marcy Harper in 2014 to pitch multiple no-hitters in the same season.

Lowe turned in one of the most dominating pitching performances by an Auburn freshman in school history. Lowe closed the year setting Auburn's single-season record for fewest walks allowed per seven innings (1.18), while also ranking sixth in single-season history for earned run average (1.48), eighth for longest scoreless innings streak (24.1) and 10th in strikeouts (179) and complete games (15). Her 179 strikeouts were the most by an Auburn pitcher in over a decade. Lowe recorded the second most strikeouts and second lowest ERA by an Auburn freshman pitcher in program history.

Lowe and Penta both surpassed 100 strikeouts during their freshman campaigns, marking the first time in school history that Auburn had two freshman pitchers surpass 100+ strikeouts in the same season.

The duo was honored alongside fellow freshmen Makayla Packer and Sydney Cox as members of the 2021 SEC All-Freshman Team, setting Auburn's program record with the four selections. Lowe added All-SEC Second Team honors to become the only freshman pitcher in program history to be honored with all-conference honors during their debut season. Maddison Kopeke rounded out the SEC accolades with a selection to the SEC All-Newcomer Team.



to
HEAD COACH MICKEY DEAN



Lowe would go on to be one of 15 finalists for the Schutt Sports/NFCA Division I National Freshman of the Year award and would secure NFCA All-Southeast Region Third Team honors.

Dean's third season at Auburn was shortened due to the COVID-19 pandemic. Before the 2020 season was halted, Dean helped the Tigers to 16 wins, highlighted by victories over No. 25 Northwestern and No. 16 Minnesota. The Tigers made program history on March 2, 2020, when Alyssa Rivera (Player), Samantha Yarbrough (Pitcher) and Carlee McCondichie (Freshmen) swept the SEC's weekly awards. It marked the first time Auburn has swept all three SEC awards.

Auburn closed the 2019 season with a 39-21 overall record, earning its sixth straight NCAA Tournament bid. The Tigers closed the conference slate with a 10-14 mark and earned a spot in the 2019 SEC Softball Tournament semifinals. Dean guided Kendall Veach to All-SEC and NFCA All-Region team honors. The program made history as the senior class was drafted in the 2019 National Pro Fastpitch Draft.

Dean led Auburn to a 15-0 start to open the 2018 season, which tied the best start in program history and were the most wins in SEC history among first-year head coaches. He earned his 500th career



win during the Wilson/DeMarini Classic when Auburn earned a shutout win over Western Illinois on Mar. 4. He led the Tigers to their 800th win in program history with a 2-1 victory over Kennesaw State on April 4.

Dean came to Auburn after five seasons as the head coach at James Madison. During his five-year stint at James Madison, Dean compiled a record of 237-56 (.809). He amassed five 40-win seasons, including the final two campaigns with 52 and 50 victories, respectively. The Dukes broke 104 program records, including over 40 pitching records while boasting one of the nation's top staffs under Dean's guidance.

Prior to his reign in Harrisonburg, Va., Dean spent six seasons as the head coach at Radford where he took the Highlanders to their first-ever NCAA Tournament appearances in 2009 and 2010.

Before taking the position at Radford, Dean served as an assistant coach at Akron (2001-02), Indiana (2002-04) and Longwood (2005-06).

In addition to his collegiate coaching experience, Dean has also worked on the professional and international level.

He was the pitching coach for the Venezuelan National Team (2002-08) and the head coach for the Chicago Bandits (2004-10) that finished as the National Pro Fastpitch regular season champions five times and won the title in 2008.

Dean was named NPF Manager of the Year three times and coached world-renowned pitcher Jennie Finch, who was the NPF's Co-Pitcher of the Year in 2005 and has a gold and silver medal from her two Team USA Olympic appearances.

A 1987 graduate of Elon University, Dean was a pitcher on the baseball team where he was a four-year letterwinner.

Dean and his wife, Liz, and have two adult children: Isaac and Eli.

MICKEY DEAN BY THE NUMBERS

641

**DIVISION I
VICTORIES**

11

**NCAA
REGIONALS
APPEARANCES**

8

**CONFERENCE
COACH OF THE
YEAR AWARDS**

81

**ALL-CONFERENCE
PLAYERS**

8

ALL-AMERICANS



DEAN'S RECORD WHEN...

	2022	AT AUBURN
OVERALL RECORD	40-17	163-90
HOME	28-4	110-28
ROAD	7-9	28-37
NEUTRAL	5-4	34-25
SEC RECORD	11-13	39-58
GAME ONE	3-5	11-22
GAME TWO	5-3	15-23
GAME THREE	3-5	13-19
NON-CONFERENCE	29-4	124-31
DAY GAMES	32-12	122-63
NIGHT GAMES	8-5	41-27
EXTRA INNINGS	2-1	7-10
VS LEFT HANDED STARTERS	2-2	17-16
VS RIGHT HANDED STARTERS	38-15	146-74
STARTER RECEIVES DECISION	24-9	122-67
RELIEVER RECEIVES DECISION	16-8	40-23
STARTER GOES 5+ INNINGS	24-10	108-47
STARTER GOES LESS THAN 5 INN.	16-7	55-43
SCORING FIRST	32-4	120-23
OPPONENT SCORES FIRST	8-13	43-67
LEADING AFTER 5 INNINGS	24-2	111-8
TRAILING AFTER 5	3-13	9-63
TIED AFTER 5	1-1	8-15
LEADING AFTER 6 INNINGS	22-1	104-3
TRAILING AFTER 6	1-12	4-68
TIED AFTER 6	1-1	8-11
VS RANKED OPPONENTS	5-14	29-65
VS TOP 10	2-8	7-28
SHUTOUTS	12-4	58-25
ONE-RUN GAMES	6-7	22-38
TWO-RUN GAMES	1-1	24-12
SCORING 0-2 RUNS	1-7	15-65
SCORING 3-5 RUNS	10-8	55-20
SCORING 6-9 RUNS	22-2	65-5
SCORING 10+ RUNS	7-0	28-0
OPPONENT SCORES 0-2	27-2	127-22
OPPONENT SCORES 3-5	12-7	31-32
OPPONENT SCORES 6-9	1-5	5-27
OPPONENT SCORES 10+	0-3	0-9
OUT-HIT OPPONENT	35-4	135-8
OUT-HIT BY OPPONENT	3-11	17-74
HITS ARE TIED	2-2	11-8
WITHOUT HITTING A HOMER	4-6	49-52
HITTING A HOMER	36-11	114-38
OPPONENT DOESN'T HIT A HOMER	28-4	116-39
OPPONENT HITS A HOMER	12-13	47-51
ERRORLESS	17-7	82-27
COMMITTING ONE ERROR	18-4	54-32
COMMITTING 2+ ERRORS	5-6	27-31
OPPONENT IS ERRORLESS	7-9	39-42
BY DAY		
MONDAY	1-0	3-1
TUESDAY	1-0	3-1
WEDNESDAY	6-1	17-3
THURSDAY	1-0	11-4
FRIDAY	12-3	44-24
SATURDAY	9-6	46-32
SUNDAY	9-5	38-23
BY MONTH		
FEBRUARY	15-1	69-15
MARCH	13-3	57-21
APRIL	11-6	28-31
MAY	1-7	9-23
JUNE	0-0	0-0



AUBURN RECORD VERSUS OPPONENTS...

ALABAMA	2-5	NIAGARA	2-0
ALABAMA STATE	7-0	NORTH CAROLINA A&T	2-0
ARIZONA	0-3	NORTH DAKOTA ST.	2-0
ARIZONA STATE	0-1	NORTHWESTERN	1-0
ARKANSAS	2-10	NOTRE DAME	2-0
BAYLOR	0-1	OLE MISS	3-3
BINGHAMTON	2-0	OREGON	1-0
BRADLEY	1-0	OREGON STATE	1-0
CALIFORNIA	0-1	RADFORD	2-0
CHATTANOOGA	4-1	SAINT FRANCIS (PA)	2-0
CLEMSON	0-1	SAINT JOHN'S	2-0
COLORADO STATE	2-0	SAN JOSE STATE	1-0
CSUN	1-0	SETON HALL	2-0
DELAWARE	1-0	SOUTH CAROLINA	4-5
DELAWARE STATE	1-0	SOUTH FLORIDA	1-0
DRAKE	1-0	SOUTHEAST MISSOURI ST.	3-0
EASTERN ILLINOIS	1-0	SOUTHEASTERN LOUISIANA	2-0
FLORIDA	2-8	SOUTHERN MISS	4-0
FLORIDA A&M	1-0	SYRACUSE	1-0
FLORIDA STATE	1-2	TENNESSEE	5-8
FURMAN	3-0	TENNESSEE STATE	1-0
GEORGIA	3-3	TENNESSEE TECH	2-0
GEORGIA SOUTHERN	2-0	TEXAS A&M	8-4
GEORGIA STATE	5-0	TEXAS	1-0
ILLINOIS	0-1	TEXAS STATE	1-0
IUPUI	2-0	TEXAS TECH	1-1
JACKSONVILLE	3-0	TOLEDO	2-0
JACKSONVILLE STATE	2-1	TROY	4-0
KENNESAW STATE	4-3	UAB	2-0
KENTUCKY	6-6	UCF	0-1
LIBERTY	1-0	UCLA	0-2
LONG BEACH STATE	0-1	ULM	2-0
LOUISIANA	1-1	UMASS LOWELL	1-0
LOUISIANA TECH	0-1	UNCW	5-0
LOUISVILLE	1-0	UTSA	1-0
LOYOLA MARYMOUNT	1-0	VILLANOVA	2-0
LSU	1-5	WASHINGTON	0-1
MARSHALL	1-0	WESTERN CAROLINA	2-0
MARYLAND	2-0	WESTERN KENTUCKY	1-0
MERCER	2-0	WESTERN ILLINOIS	2-0
MICHIGAN STATE	2-0	WICHITA STATE	1-0
MINNESOTA	1-1	WISCONSIN	1-1
MISSISSIPPI STATE	4-2		
MISSOURI	3-5		
MISSOURI STATE	0-1		
MURRAY STATE	2-0		



EUGENE LENTI

ASSISTANT COACH

FOURTH SEASON AT AUBURN

PERSONAL INFORMATION

Hometown: Chicago, Ill.

Education: DePaul, 1979 (English Education)

Wife: Kandace

Daughters: Ali, Gena and Cate

COACHING EXPERIENCE

2020 - Present: Auburn (Assistant Coach)

1990-2018: DePaul (Head Coach)

1979-1987: DePaul (Head Coach)

NFCA Hall of Famer Eugene Lenti enters his fourth season as an assistant coach for the Auburn softball program. Lenti primarily focuses on the Tiger offense, working with the hitters.

Lenti's third year with the program featured a massive overhaul to the program's offense. More than tripling its home run numbers from a season ago, Auburn finished 14th in the nation with 86. The mark was the third highest total in a season in school history. Auburn's offense was also highlighted with top-five season performances in team batting average, slugging percentage, runs scored, triples, home runs, RBI and total bases.

After opening the season with a 24-1 record, the Tigers would end 2022 with a total of 40 victories, including top-10 wins over No. 8 Kentucky and No. 7 Florida. The Tigers earned a postseason berth as the two-seeded team at the Clemson Regional, its eighth consecutive NCAA Tournament appearance.

Auburn's revitalized offense was due in part to the 2022 freshman class. Auburn's top three RBI producers of the 2022 season were freshmen Bri Ellis, Nelia Peralta and Jessie Blaine. Ellis was the breakout star as she shattered the program's freshman home run record with 20, the third most in the SEC. A top-10 finalist for Schutt Sports/NFCA National Freshman of the Year, Ellis was also tabbed to Extra Inning Softball's All-Freshman Team and added Second Team All-SEC honors after leading the Tigers in home runs, RBI and slugging percentage.

At the plate a total of nine Tigers closed the 2022 season with a batting average of .300 or higher, including everyday starters Carlee McCondie, who led the team with a .338 mark, Makayla Packer, Nelia Peralta, Sydney Cox and Bri Ellis.

Fighting the challenges of COVID-19, Lenti helped lead the Tigers to their seventh straight NCAA Regional appearances as Auburn boasted the seventh-toughest schedule in the country. Auburn won 27 games, highlighted by the program's first victories in Columbia, Mo., College

Station, Texas, and Baton Rouge, La., since 2015. The Tigers also upset No. 12 Kentucky picking up the series win at Jane B. Moore Field.

Breaking out as one of the two most consistent players at the plate during conference play, Makayla Packer and Sydney Cox were two of a program-record four Tigers honored as members of the 2021 SEC All-Freshman Team. Packer closed the season with a team-leading .303 average.

Lenti's first season on The Plains was shortened due to the COVID-19 pandemic, but he guided the Tigers to a 16-11 overall record that featured wins over No. 25 Northwestern and #18 Minnesota. Auburn posted an 11-2 record at Jane B. Moore Field over the 2020 season. With help of Lenti's tutelage, three Tigers, finished the 2020 season with a batting average over .340.

Head coach Mickey Dean announced Lenti's hiring on June 14, 2019. Lenti was DePaul University's all-time winningest head coach spending 37 years at the school from 1980-87 and 1990-2018.

During his time at the helm of the Blue Demons, Lenti won 1,327 games, while being named part of the BIG EAST Coaching Staff of the Year six times, C-USA Coach of the Year once, Mid-Continent Conference (The Summit League) Coach of the Year three times and North Star Conference Coach of the Year once. He was also named C-USA Women's Coach of the Decade in 2005 and C-USA Softball Coach of the Decade.

Additionally, Lenti was named the NFCA National Coach of the Year in 1999 after leading DePaul to a school-record 54 wins, reaching the Women's College World Series semifinals and finishing third in the NFCA/USA Today final top 25 poll. The following season, Lenti and his staff led the Blue Demons back to the WCWS after not allowing a run during regional contests against Michigan, Notre Dame and Central Michigan.

Lenti was inducted into the NFCA Coaches Hall of Fame in 2008.

Lenti led DePaul to 20 NCAA Tournament appearances, including trips to the WCWS in 1999, 2000, 2005 and 2007. He's coached 14 All-Americans, nine conference Player of the Year and 10 conference Pitcher of the Year accolades.

Prior to arriving at DePaul, Lenti was an English teacher and Chairman of the English Department at St. Francis DeSales High School.

Lenti and his wife, Kandace, have three daughters, Ali, Gena and Cate. Ali and Gena played softball at DePaul while all three graduated from the university.



EMILY CAROSONE

ASSISTANT COACH

FIFTH SEASON AT AUBURN | [@Emily5Car](#)

PERSONAL INFORMATION

Hometown: Orlando, Fla.

Education: Auburn, 2016 (Psychology)

COACHING EXPERIENCE

2021 - Present: Auburn (Assistant Coach)

2018-2019: Auburn (Volunteer Assistant Coach)

All-American and Auburn softball standout Emily Carosone is in her third season as an assistant coach. Carosone primarily works with the infielders and catchers and shares in working with the Tigers offensively.

In her second season as an assistant coach on the Plains, Carosone guided the Tigers to their eighth straight NCAA Regional appearance behind a 40-17 overall record. Auburn picked up top-10 wins over No. 8 Kentucky and No. 7 Florida.

With the addition of Krista Harrell on staff, Carosone specifically worked with the Tiger infielders during the 2022 season, including SEC Freshman of the Year Bri Ellis. Ellis committed just three errors at first base to post a .989 average. With just one error behind the plate, freshman Aubrie Lisenby posted a .996 fielding percentage, the third highest mark by an individual during a single season at Auburn.

Carosone continued to make Auburn softball history during the season as she was inducted into the Tiger Trail as a member of the Class of 2022. Carosone is the first softball student-athlete to receive the honor.

Fighting the challenges of COVID-19 during her first season as an assistant, Carosone helped the Tigers to their seventh straight NCAA Regional appearances as Auburn boasted the seventh-toughest schedule in the country. Auburn won 27 games, highlighted by the program's first victories in Columbia, Mo., College Station, Texas, and Baton Rouge, La., since 2015. The Tigers also upset No. 12 Kentucky picking up the series win at Jane B. Moore Field.

Defensively, four Tiger infielders and catchers posted a perfect fielding percentage during the 2021 campaign. The Tigers set a program record with four freshmen selected to the SEC All-Freshman Team, including second baseman Sydney Cox. Maddison Koepke earned a spot of the SEC All-Newcomer Team for her performance at third base during league play.

Carosone first joined coach Dean's staff as a graduate assistant prior to the start of the

2017 fall season. The three-time all-American went on to serve as the program's volunteer assistant over the 2018 and 2019 seasons. Carosone left the program before the 2020 season began to train for the Tokyo Olympics as part of the Italian National Team.

A National Fastpitch Coaches Association (NFCA) All-American and All-SEC performer, Carosone lifted Auburn softball to new heights and countless program firsts. She helped capture the 2015 and 2016 SEC Softball Tournament titles. Carosone also led the Tigers to back-to-back Women's College World Series appearances.

She is Auburn's all-time leader in career batting average (.406), hits (285), runs (267), on-base percentage (.534) and hit by pitches (85). She also ranks in the top three in the Tigers' record books in career RBI, doubles, home runs, slugging percentage and games started. Carosone also holds Auburn's single-season records for runs, slugging percentage and hit by pitch.

A veteran in the professional ranks, Carosone has four seasons of professional experience under her belt. After being drafted in the fourth round of the 2016 National Pro Fastpitch Draft, she signed with the Chicago Bandits, playing with the organization through the 2018 season. Carosone began 2019 as a member of the Cleveland Comets before being traded to USSSA Pride.

Over her professional career, she has amassed 113 hits, including 14 home runs, to go along with 73 RBI and 73 runs scored. Carosone also touts a .273 career batting average with a .370 on-base percentage and a .411 slugging clip. In 2018, she tied Megan Wiggins and Lauren Chamberlain for the league's home run title, closing the season with 12.

During her rookie season with the Bandits, the team captured 2016 Cowles Cup behind a thrilling come-from-behind win against the USSSA Pride in the championship series.

After a three-year process to earn dual citizenship, Carosone competed with the Italian National Team at the 2019 Europe/Africa Olympic qualifier in the Netherlands. Italy swept the tournament, defeating Great Britain, 5-0, in the qualifier's final game to advance to the 2020 Tokyo Olympics. Carosone recorded two hits for Italy in the finals. The 2020 Olympics were postponed until 2021 due to the COVID-19 pandemic.

Carosone is a 2016 graduate from Auburn University with a bachelor's degree in psychology and a minor in business.

KEN BROOKE

VOLUNTEER ASSISTANT COACH

SECOND SEASON AT AUBURN | [@KbSwings](#)



Head softball coach Mickey Dean announced the hiring of Ken Brooke as the program's volunteer assistant in July of 2022. Brooke is in his second season serving the program after spending the 2021 season as a graduate assistant.

Using his background in hitting biomechanics and analytics, Brooke was able to provide valuable data and individualized drills for the coaching staff to implement. Brooke made an immediate impact on the program as the Tiger offense saw a resurgence, improving its offensive numbers in virtually every category. Auburn more than tripled its 2021 home run output over the course of the season, finishing third in the SEC with 86. The Tigers raised their slugging percentage by over 200 points with Brooke on the staff. After finishing last in the SEC in all power categories in 2021, Auburn jumped to sixth in the SEC in slugging percentage.

During the spring of 2021, Brooke was the hitting and outfield coach for Chandler Gilbert College's softball program. Brooke helped the Coyotes improved their batting average from .288 a season before to .359 while raising the team's slugging percentage by 165 points. In the fall of 2020, Brooke served as the hitting coach for the varsity and junior varsity baseball teams at Ottawa University in Surprise, Arizona, helping the program see similar results in higher batting average and slugging percentage from the season before.

Brooke is certified with On Base University, a professional organization dedicated to study how the human body functions in relation to baseball and softball. He has worked with Major League Baseball players and hitting coaches, given hitting talks across the country, written professional baseball and softball swing mechanics books and helped the Texas Rangers with their system-wide hitting guide. Brooke uses video analysis, functional movement screens, Blast, Rapsodo, Win Reality, K-vest 3B motion among other programs to help track hitters' progress and outcomes. Brooke also has experience as a head baseball coach at both the high school and junior college level.

Brooke played collegiate baseball at Lincoln Junior College and Bradley University. He would go to serve as a player/manager in a semi-professional league, winning four consecutive championships and one batting title. Brooke also competed on a state championship men's fastpitch softball team for six years.

WAYNE PETTRY

VIDEO ANALYST

FIRST SEASON AT AUBURN | [@CoachWayneP](#)



Head softball coach Mickey Dean announced the hiring on Wayne Pettry as the program's video analyst in August of 2022. Pettry joins the Tigers after spending the last two seasons as a volunteer assistant coach at James Madison University.

In his two seasons at JMU, Pettry helped the program to the 2021 Colonial Athletic Association Championship and its first Women's College World Series appearance in program history. During his tenure as a volunteer assistant, 13 Dukes earned NFCA All-Region honors with Odicci Alexander earning third team NFCA All-American honors in 2021. Pettry and the JMU coaching staff was selected as the 2021 NFCA Northeast Staff and NFCA National Coach Staff of the Year.

Prior to his tenure at James Madison, Pettry served as an assistant coach for the Harrisonburg High School varsity and junior varsity softball teams. He helped guide the Blue Streaks to their first regional appearances in five years.

Petry began his career as a four-year manager for the JMU softball program, assisting with day-to-day practices, in-game statistics and other duties. As a manager, Pettry helped the program during the 2019 NCAA postseason run and was a member of the 2019 and 2017 CAA Championship teams.



LEISA LEE

DIRECTOR OF OPERATIONS

THIRD SEASON AT AUBURN | [@LeisaColemanLee](#)

Leisa Lee was named the director of softball operations prior to the 2020 season. In her role, Lee is responsible for the day-to-day operations of the softball program.

Prior to working with softball, Lee was the Assistant Director for the Premium Seating and Hospitality team inside Tigers Unlimited.

Lee received her bachelor's in chemistry from Auburn University Montgomery in 2013.

A native of Montgomery, Ala., Lee is married to a third-generation Auburn engineer, Brian. They have one son, Brian "Rowdy" Lee.



JOHN COHEN
DIRECTOR OF ATHLETICS



CASEY PAGE
SPORT ADMINISTRATOR



LORA FUHRMAHN
ATHLETIC TRAINER



BRYAN "PK" KARKOSA
STRENGTH AND
CONDITIONING



TAYLOR SHIREY
COMMUNICATIONS



JEREMY ROBERTS
EVENT MANAGEMENT



CODY CHANEY
TICKETING



DR. KIRSTEN INGALLS
ACADEMIC COUNSELOR



SUSAN CANAAN
COMPLIANCE



CIARA GRESHAM
MARKETING



TERRANCE JOHNSON
VIDEOGRAPHY



#00 ASPYN GODWIN

CATCHER/OUTFIELD | R/R | 5-8 | GRADUATE STUDENT
SILVERHILL, ALABAMA (DAPHNE)

HONORS & AWARDS

- 2022 SEC Spring Academic Honor Roll
- 2021 SEC Spring Academic Honor Roll
- 2020 SEC Spring Academic Honor Roll
- 2019 First-Year SEC Academic Honor Roll

SENIOR SEASON | 2022

Saw action in 51 contests, splitting time as a catcher and at designated player ... made 43 starts as a senior with 30 behind the plate and 13 at designated player ... fourteen of her 24 hits went for extra-bases ... one of just three Tigers to record double-digit home runs, ending the season with a career high 10 ... added four doubles for a .569 slugging percentage ... drew double-digit walks for the first time in her career with 14 en route to a .325 on-base percentage ... shattered career high with 19 runs scored ... added 17 RBI ... totaled three multi-hit contests and four multi-RBI contests ... finished second on the team with 248 putouts and added 14 assists for a .989 fielding percentage ... closed her senior campaign tied for sixth in Auburn career history in triples (6) and seventh in highest fielding percentage (.984) ... slugged back-to-back home runs with freshman Bri Ellis against both Syracuse (2/27) and South Carolina (3/19) ... knocked a pinch-hit double against ULM (2/27), sparking Auburn's three-run rally in the fourth inning for a come-from-behind victory ... propelled Auburn to its first win over No. 7 Florida (4/1)

since 2019 with a two-run home run ... drove in the go-ahead runs with a two-run blast against Jacksonville State (4/19) ... in her final at-bat at Jane B. Moore Field, slugged a solo home run to lead off the seventh inning against No. 15 Georgia (5/1)

JUNIOR SEASON | 2021

Appeared in 47 contests for the Tigers, starting 43 games behind the plate ... thirteen of her 23 hits went for extra bases as she led the team with a .462 slugging percentage ... recorded a team-leading 315 putouts for a .980 fielding percentage ... finished tied for fifth in Auburn single-season history with three triples ... finished second on the team with 18 RBI ... totaled four multi-hit games during the season ... team leader in multi-RBI games (5) and in home runs with a career high five ... tied for second in the SEC, throwing out eight would-be base stealers ... slugged a three-run home run in Auburn's season opener versus Southeast Missouri State (2/13), tying her career high in RBI ... with the game tied 1-1, knocked the game-winning, two-RBI triple to center in the top of the sixth inning to secure Auburn's 5-1 victory in game two against Southeast Missouri State (2/13) ... knocked the game-winning RBI double in the fourth inning against to carry Auburn to an 1-0 win over Murray State (2/26) ... her fourth home run of the season, a solo homer against IUPUI (2/27), plated the go-ahead run in the Tigers' 5-0 victory ... knocked the game-tying RBI double in Auburn's 9-1 come-from-behind victory

GODWIN'S OVERALL CAREER STATS

YEAR	AVG	GP-GS	AB	R	H	2B	3B	HR	RBI	TB	SLG%	BB	HBP	SO	GDP	OB%	SF	SH	SB-ATT	PO	A	E	FLD%
2019	.286	33-7	42	9	12	2	1	1	13	19	.452	6	0	10	0	.375	0	0	1-1	1	0	0	1.000
2020	.244	21-13	41	5	10	1	1	2	4	19	.463	3	0	7	1	.295	0	2	0-0	21	3	0	1.000
2021	.217	47-43	106	11	23	5	3	5	18	49	.462	7	0	27	0	.263	1	3	0-1	315	28	7	.980
2022	.235	51-43	102	19	24	4	0	10	17	58	.569	14	0	25	3	.325	1	3	2-2	248	14	3	.989
TOTAL	.237	152-106	291	44	69	12	5	18	52	145	.498	30	0	69	4	.307	2	8	3-4	585	45	10	.984

GODWIN'S SEC CAREER STATS

YEAR	AVG	GP-GS	AB	R	H	2B	3B	HR	RBI	TB	SLG%	BB	HBP	SO	GDP	OB%	SF	SH	SB-ATT	PO	A	E	FLD%
2019	.133	13-1	15	2	2	0	0	0	3	2	.133	2	0	6	0	.235	0	0	0-0	0	0	0	.000
2020	.167	3-2	6	0	1	0	0	0	0	1	.167	0	0	1	0	.167	0	2	0-0	2	0	0	1.000
2021	.133	21-18	45	2	6	1	0	1	1	10	.222	2	0	18	0	.170	0	3	0-0	109	19	3	.977
2022	.208	21-21	53	6	11	2	0	3	7	22	.415	3	0	15	2	.246	1	1	0-0	79	6	1	.988
TOTAL	.168	58-42	119	10	20	3	0	4	11	35	.294	7	0	40	2	.213	1	6	0-0	190	25	4	.982



over Southeastern Louisiana (3/6) ... drew a bases-loaded walk to plate the go-ahead run at Troy (3/10) ... drove in the game-tying and game-winning runs with a sacrifice fly and RBI double, respectively, in Auburn's come-from-behind win against Kennesaw State (3/20)

SOPHOMORE SEASON | 2020

Saw action in 21 contests, splitting time before behind the plate and at designated player ... earned a total of 13 starts as a sophomore, five starts at catcher and eight at designated player ... knocked 10 hits over 41 at-bats for a .244 average ... Totaled two multi-hit games as a sophomore ... four of her hits went for extra bases — one double, one triple, two home runs — to amass a .463 slugging percentage ... recorded five runs scored, four RBI and three walks ... perfect behind the plate with 21 putouts and three assists ... finished tied for third in the Southeastern Conference with one runner picked off ... went 2-for-2 at the plate with a double and RBI and recorded a career-high seven putouts vs. Texas State (Feb. 8) ... turned in her second multi-hit performance against UNCW (Feb. 15), slugging a solo home run against the Seahawks — her first of the season — and scored twice ... slugged another solo home run and drew a walk against Binghamton (Feb. 29) ... knocked her lone triple of the season against the Bearcats (March 1) the following game

FRESHMAN SEASON | 2019

Appeared in 33 games, making seven starts at designated player ... finished the season with 12 hits, including four extra-base hits ... totaled 13 RBI, nine runs scored and six walks ... Totaled a nine-game, on-base streak (Feb. 10 — March 8) and a six-game hit streak (Feb. 16 — March 8) — both were career longs ... slashed .286/.452/.375 over freshman campaign ... made her collegiate debut against Florida A&M (Feb. 10), drawing a pinch-hit walk ... recorded her first career hit with a single in her first collegiate start against Texas Tech (Feb. 16) ... slugged first collegiate home run against Villanova (Feb. 24), knocking the three-run homer in a pinch-hit appearance in the sixth inning ... Recorded two multi-hit contest against Troy (Feb. 24) and Mercer (March 8) ... tallied her first hit and RBI in Southeastern Conference play against Texas A&M (March 17) ... Knocked a two-run, pinch-hit single against Colorado State (May 18) in the Tucson Regional

HIGH SCHOOL

Prepped at Daphne High School ... an All-Baldwin County selection from eighth grade through junior year ... three-time Alabama Sports Writers Association All-State catcher ... 2016 Class 6A ASWA Hitter of the Year ... selected to the AHSAA North/South All-Star Game in 2017 ... helped lead the Trojans to the Class 6A state championship game as a junior ... in three years at Daphne, batted .426 with 44 doubles, 41 home runs, 136 runs batted in and 66 stolen bases ... 2018 PGF Regional (Southeast) All-American ... missed her senior season while recovering from an injury

PERSONAL

Daughter of Jimmy and Crystal Godwin ...earned her bachelor's degree in exercise science in May of 2022

CAREER HIGHS

AB	5	South Carolina (March 19, 2022)
Runs	2 (5x)	last vs. Jacksonville State (April 19, 2022)
Hits	2 (11x)	last at Kentucky (March 25, 2022)
Doubles	1 (12x)	last at Mississippi State (April 24, 2022)
Triples	1 (5x)	last vs. Southern Miss (March 5, 2021)
Home Runs	1 (18x)	last vs. Georgia (May 1, 2022)
RBI	3 (2x)	last vs. Southeast Missouri (Feb. 13, 2021)
Hit Streak	8 Games	(Feb. 27, 2022 to March 11, 2022)
On-Base Streak	9 Games	(Feb. 10, 2019 to March 8, 2019)

MULTI-HIT / MULTI-RBI GAMES

Year	Multi-Hit Games					Total	Year	Multi-RBI Games					Total
	2	3	4	5+				2	3	4	5+		
2019	2	-	-	-	2	2	2019	1	1	-	-	2	
2020	2	-	-	-	2	2	2020	-	-	-	-	-	
2021	4	-	-	-	4	4	2021	4	1	-	-	5	
2022	3	-	-	-	3	3	2022	4	-	-	-	4	
TOTAL	11	-	-	-	11		TOTAL	9	2	-	-	11	





#17 MAIA ENGELKES

INFIELD | R/R | 5-11 | SENIOR
 SIOUX FALLS, SOUTH DAKOTA (HARRISBURG)



HONORS & AWARDS

2022 SEC Spring Academic Honor Roll

2021 SEC Spring Academic Honor Roll

2019-20 First-Year SEC Academic Honor Roll

2019-20 Athletic Director's Honor Roll

JUNIOR SEASON | 2022

Made six appearances as a pinch hitter for the Tigers ... reached via a hit by pitch and scored a run versus Chattanooga (3/6) ... knocked a pinch-hit single in game of the Niagara doubleheader (4/15)

SOPHOMORE SEASON | 2021

Appeared in 19 games, starting one at designated player ... knocked three hits and drove in three RBI — all as a pinch hitter ... scored a pair of runs ... earned her only start of the season against No. 13 Florida State (3/20) ... knocked a pinch-hit single up the middle to plate the go-ahead run in Auburn's come-from-behind win at Texas A&M (4/11) ... slugged the first double of her collegiate career driving a ball off the wall to right center in a pinch-hit appearance against Alabama State (4/13) to plate the go-ahead run ... knocked a pinch-hit RBI single against Tennessee (5/1)

FRESHMAN SEASON | 2020

Appeared in 16 contests while earning six starts, primarily in the outfield, over her debut season ... totaled three hits, including a home run, to drive in four runs ... in 14 attempts, successfully advanced runners on seven occasions ... accounted for four runs scored ... drew a walk and one hit by pitch over the course of the season ... fielding nine putouts defensively ... made collegiate debut as a pinch hitter against Notre Dame (Feb. 7) ... making her first collegiate start versus UNCW (Feb. 14), knock the first hit of her career while scoring a run ... slugged a two-run home run, the first of her career, versus Alabama (Feb. 15) ... it was her lone multi-RBI game of her freshman season ... made her SEC debut as a pinch hitter at Florida (March 6)

HIGH SCHOOL

Prepped at Harrisburg High School ... graduated valedictorian of her senior class ... awarded "Academic Excellence Award" presented by ASBSD for achieving top one percent of graduating seniors in South Dakota ... earned co-captain status while also being named her team's defensive most valuable player ... All-State South Dakota high school softball award ... South Dakota Class A Fastpitch All-Tournament Team ... PGF All-American Watchlist ... PGF All-Region team

ENGELKES' OVERALL CAREER STATS

YEAR	AVG	GP-GS	AB	R	H	2B	3B	HR	RBI	TB	SLG%	BB	HBP	SO	GDP	OB%	SF	SH	SB-ATT	PO	A	E	FLD%
2020	.136	16-6	22	4	3	0	0	1	4	6	.273	1	1	4	1	.208	0	0	0-0	9	0	1	.900
2021	.143	19-1	21	2	3	1	0	0	3	4	.190	0	0	9	0	.143	0	1	0-0	0	0	0	.000
2022	.143	6-0	7	1	1	0	0	0	0	1	.143	0	1	3	0	.250	0	0	0-0	0	0	0	.000
TOTAL	.140	41-7	50	7	7	1	0	1	7	11	.220	1	2	16	1	.189	0	1	0-0	9	0	1	.900

ENGELKES' OVERALL CAREER STATS

YEAR	AVG	GP-GS	AB	R	H	2B	3B	HR	RBI	TB	SLG%	BB	HBP	SO	GDP	OB%	SF	SH	SB-ATT	PO	A	E	FLD%
2020	.000	2-0	0	0	0	0	0	0	0	0	.000	0	0	2	0	.000	0	0	0-0	0	0	0	.000
2021	.200	10-0	10	0	2	0	0	0	2	2	.200	0	0	2	0	.200	0	0	0-0	0	0	0	.000
2022	.000	0-0	0	0	0	0	0	0	0	0	.000	0	0	0	0	.000	0	0	0-0	0	0	0	.000
TOTAL	.200	12-0	10	0	2	0	0	0	2	2	.200	0	0	4	0	.200	0	0	0-0	0	0	0	.000



PERSONAL

Daughter of Dan and Tamera Engelkes ... has one sister, Emily, and one brother, Cody ... majoring in biomedical sciences (pre-medicine)

CAREER HIGHS

AB _____ 4, vs. UNCW (Feb. 14, 2020)
 Runs _____ 1 (7x), last vs. Chattanooga (March 6, 2022)
 Hits _____ 1 (7x), last vs. Niagara (April 15, 2022)
 Doubles _____ 1, vs. Alabama State (April 14, 2021)
 Triples _____
 Home Runs _____ 1, vs. Alabama State (Feb. 15, 2020)
 RBI _____ 2, vs. Alabama State (Feb. 15, 2020)
 Hit Streak _____ 2 Games (2x), last April 11, 2021 to April 13, 2021
 On-Base Streak _____ 3 Games, Feb. 15, 2020 to Feb. 16, 2020

MULTI-HIT / MULTI-RBI GAMES

Multi-Hit Games						Multi-RBI Games					
Year	2	3	4	5+	Total	Year	2	3	4	5+	Total
2020	-	-	-	-	-	2020	1	-	-	-	1
2021	-	-	-	-	-	2021	-	-	-	-	-
2022	-	-	-	-	-	2022	-	-	-	-	-
TOTAL	-	-	-	-	-	TOTAL	1	-	-	-	1





#5 LINDSEY GARCIA

INFIELD | R/R | 5-5 | SENIOR
CORAL SPRINGS, FLORIDA (CORAL SPRINGS CHARTER)

HONORS & AWARDS

2019-20 First-Year SEC Academic Honor Roll

JUNIOR SEASON | 2022

Started 56 games in the outfield for the Tigers, making 32 starts in right field and 24 in left ... turned in a career performance at the plate during the season, shattering career highs in virtually every category ... knocked 45 hits and held a .285 average at the plate while scoring 29 runs ... slugged eight doubles, three triples and eight home runs for a .525 slugging percentage ... totaled the second most triples by a junior in Auburn history ... finished tied for third on the team with nine multi-RBI games ... her RBI total of 32 was good for fourth overall on the team ... added 11 walks and a pair of hit by pitches to help hold a .328 on-base percentage ... led the team with six sacrifice flies, the third most in Auburn single-season history ... finished the season ranked third in the SEC and sixth nationally in total sacrifice flies ... ended her junior campaign tied for fifth in Auburn career history with eight sacrifice flies ... finished 10-for-14 in stolen base attempts ... recorded 61 putouts and three assists while committing just two errors for a .970 fielding percentage ... set a career high with a pair of runs scored against St. John's (2/12) ... matched her career best in RBI behind a three-run home run that drove in crucial insurance in Auburn's comeback victory over ULM (2/27) ... knocked a two-run home run and would later drive in the tying run after reaching on an error to open the series against Texas A&M (3/11) ... drove in the winning runs two a double to left center

in the fifth inning to clinch the series win over the Aggies (3/12) ... sparked Auburn's offense in its road win at No. 8 Kentucky (3/26) with a three-run home run in the first inning

SOPHOMORE SEASON | 2021

Appeared in 45 contests and started a total of 38 games ... split time starting at third base before becoming Auburn's starting designated player ... knocked 25 hits, including three doubles and three home runs ... scored 16 runs ... finished tied for third on the team with 15 RBI ... went a perfect 5-for-5 in stolen base attempts ... recorded four multi-hit games ... earned her first start of the season at designated player versus Murray State (2/26), knocking an RBI single to right center to plate the go-ahead run ... recorded her first multi-hit game of the season with a 2-for-3 performance against Troy (3/4) ... turned in her first multi-RBI game of her career driving in two against Southern Miss (3/5) while beating an two-out infield single ... led off Auburn's seven-run fourth inning against Southeastern Louisiana (3/6) with her first collegiate home run ... drove in two more runs that same inning with a double to left center to bring her total to a career high three RBI ... knocked in the go-ahead run with an RBI single to left in Auburn's comeback win in game two against the Lady Lions (3/6) ... provided an immediate offensive response in the series finale at Texas A&M (4/11) with a solo homer to tie the game ... slugged her second home run in as many games with a solo home run versus Alabama State (4/13) ... celebrated her birthday with a 2-for-3 performance at Ole Miss (4/25),

GARCIA'S OVERALL CAREER STATS

YEAR	AVG	GP-GS	AB	R	H	2B	3B	HR	RBI	TB	SLG%	BB	HBP	SO	GDP	OB%	SF	SH	SB-ATT	PO	A	E	FLD%
2020	.263	19-4	19	7	5	3	1	0	4	10	.526	3	1	7	0	.391	0	0	1-1	1	4	0	1.000
2021	.236	45-38	106	16	25	3	0	3	15	37	.349	8	3	18	0	.303	2	2	5-5	13	16	5	.853
2022	.285	56-56	158	29	45	8	3	8	32	83	.525	11	2	15	0	.328	6	2	10-14	61	3	2	.970
TOTAL	.265	120-98	283	52	75	14	4	11	51	130	.459	22	6	40	0	.323	8	4	16-20	75	23	7	.933

GARCIA'S SEC CAREER STATS

YEAR	AVG	GP-GS	AB	R	H	2B	3B	HR	RBI	TB	SLG%	BB	HBP	SO	GDP	OB%	SF	SH	SB-ATT	PO	A	E	FLD%
2020	.000	3-0	2	0	0	0	0	0	0	0	.000	1	0	0	0	.333	0	0	0-0	0	0	0	.000
2021	.182	22-20	55	7	10	1	0	1	4	14	.255	4	2	15	0	.258	1	2	2-2	3	5	0	1.000
2022	.250	23-23	72	12	18	5	0	5	14	38	.528	6	0	4	0	.304	1	2	3-4	30	2	2	.941
TOTAL	.217	48-43	129	19	28	6	0	6	18	52	.403	11	2	19	0	.285	2	4	5-6	33	7	2	.952



picking up an RBI and scoring a run.

FRESHMAN SEASON | 2020

Appeared in 19 contests as a true freshman, earning a total of four starts ... two of her starts came at third base and two at designated player ... held a .263 average after going 5-for-19 at the plate ... scored seven runs for the Tigers ... four of her five hits went for extra bases — three doubles, one triple ... closed season with a .526 slugging clip and drove in four runs ... drew three walks and one hit by pitch to post a .391 on-base percentage ... made collegiate debut as a pinch runner against Liberty (Feb. 8) ... scored the first run of her career versus UNCW (Feb. 14) ... set career high in hits going 2-for-2, slugging her first collegiate double and RBI against Alabama State (Feb. 14) ... it was her lone multi-hit contest of the season ... slugged the first triple of her career against No. 18 Minnesota (Feb. 28) ... knocked a pitch-hit RBI double against the Gophers (Feb. 29) the following day and swiped the first base of her career ... made her SEC debut as a pinch hitter at No. 7 Florida (March 6)

HIGH SCHOOL

Prepped at Coral Springs Charter School ... one of two players to ever win five FHSAA state championships in the state of Florida ... over five years, Coral Springs Charter went 144-7 with Garcia in the lineup ... two-time Miami Herald/Sun Sentinel Class 6A-1A softball player of the year ... finished her senior season batting .549 with 45 hits, 10 home runs, 54 runs scored, 44 RBI, 23 stolen bases and a .644 on-base percentage ... a career .458 batter in high school with 183 hits, 149 RBI and 23 home runs ... four-time all-county and all-state selection ... 2019 MaxPreps first team

All-American ... 2019 Florida Dairy Farmers Miss Softball ... 2019 PGF All-American Watch List ... won a FHSAA bowling state championship

PERSONAL


Daughter of Ginny and Andy Garcia ... has one sister, Madison ... majoring in biomedical sciences

CAREER HIGHS

AB	5, at South Carolina (March 19, 2022)
Runs	2 (3x), last at Mercer (April 13, 2022)
Hits	2 (12x), last vs. Chattanooga (April 20, 2022)
Doubles	1 (14x), last at Tennessee (May 7, 2022)
Triples	1 (4x), last vs. Niagara (April 15, 2022)
Home Runs	1 (11x), last at Mercer (April 13, 2022)
RBI	3 (5x), last at Kentucky (March 26, 2022)
Hit Streak	8 Games (2x), last Feb. 18, 2022 to Feb. 26, 2022
On-Base Streak	12 Games, April 3, 2022 to April 24, 2022

MULTI-HIT / MULTI-RBI GAMES

Multi-Hit Games						Multi-RBI Games					
Year	2	3	4	5+	Total	Year	2	3	4	5+	Total
2020	1	-	-	-	1	2020	-	-	-	-	-
2021	5	-	-	-	5	2021	2	1	-	-	3
2022	7	-	-	-	7	2022	5	4	-	-	9
TOTAL	13	-	-	-	13	TOTAL	7	5	-	-	12





#12 CARLEE MCCONDICHIE

UTILITY | L/R | 5-7 | SENIOR
BIRMINGHAM, ALABAMA (GARDENDALE)

HONORS & AWARDS

- 2022 Jane B. Moore Memorial All-Tournament Team
- 2022 Plainsman Invite All-Tournament Team
- 2022 Tiger Invitational All-Tournament Team
- 2022 Easton/NFCA All-America Scholar-Athlete
- 2022 SEC Spring Academic Honor Roll
- 2021-22 Chi Alpha Sigma National College Athlete Honor Society Inductee
- 2021 SEC Spring Academic Honor Roll
- 2019-20 First-Year SEC Academic Honor Roll
- SEC Co-Freshman of the Week (March 2, 2020)

JUNIOR SEASON | 2022

One of two student-athletes to appear in all 57 contests ... started 56 games with 30 starts in left field and 26 at second base ... spending most of the season at the bottom of the order, led the team with 46 hits and a .338 batting average ... finished third on the team with 10 multi-hit games ... scored 32 runs to finish second on the squad ... knocked six doubles, two triples and four home runs and held a .500 slugging percentage with 21 RBI ... added four multi-RBI efforts ... posted a .372 on-base percentage with help of seven walks ... closed the season with eight stolen bases on 10 attempts ... committed just two errors to post a .977 fielding percentage ... named to the Tiger Invitational, Plainsman Invite and Jane

B. Moore Memorial All-Tournament Teams ... matched her career high with three runs scored in Auburn's season opener against Seton Hall (2/11) ... went 2-for-2 with her first collegiate triple and a career high three RBI versus St. John's (2/13) ... with a two-run blast versus Wisconsin (2/18) at the St. Pete Clearwater Elite Invitational, knocked her first home run since Feb. 16, 2020 versus UNCW ... turned in a three-hit performance against ULM (2/25), adding a double and a run scored ... was her first three-hit effort since March 8, 2020 at Florida ... went 3-for-3 with three runs scored, three RBI and two home runs against North Carolina A&T (3/5) ... first player in Auburn history to hit an inside-the-park home run and an out-of-the-park home run in the same game ... following Denver Bryant's season-ending injury, moved to second base against Alabama State (3/30) and remained at the position for the remainder of the season ... slugged a three-run home run against No. 15 Georgia (4/29) to give the Tigers a lead to complete Auburn's comeback victory ... went 2-for-3 with a pair of runs scored in Auburn's win over Louisiana (5/20) at the Clemson Regional

SOPHOMORE SEASON | 2021

Appeared in 29 games, primarily seeing time as a pinch runner or a defensive substitution at second base ... earned three starts ... scored a pair of runs ... was perfect defensively behind 13 putouts and 12 assists ... Earned the first start of her sophomore season at second base versus No. 19 South Carolina (2/20) ... swiped

MCCONDICHIE'S OVERALL CAREER STATS

YEAR	AVG	GP-GS	AB	R	H	2B	3B	HR	RBI	TB	SLG%	BB	HBP	SO	GDP	OB%	SF	SH	SB-ATT	PO	A	E	FLD%
2020	.469	22-10	32	10	15	1	0	1	7	19	.594	5	0	4	0	.541	0	0	4-5	16	21	1	.974
2021	.071	29-3	14	2	1	0	0	0	0	1	.071	0	0	2	0	.071	0	0	1-1	13	12	0	1.000
2022	.338	57-56	136	32	46	6	2	4	21	68	.500	7	1	17	0	.372	1	2	8-10	55	31	2	.977
TOTAL	.341	108-69	182	44	62	7	2	5	28	88	.484	12	1	23	0	.383	1	2	13-16	84	64	3	.980

MCCONDICHIE'S OVERALL CAREER STATS

YEAR	AVG	GP-GS	AB	R	H	2B	3B	HR	RBI	TB	SLG%	BB	HBP	SO	GDP	OB%	SF	SH	SB-ATT	PO	A	E	FLD%
2020	.500	3-3	8	0	4	0	0	0	0	4	.500	0	0	2	0	.500	0	0	0-1	6	6	1	.923
2021	.000	14-0	2	1	0	0	0	0	0	0	.000	0	0	0	0	.000	0	0	0-0	6	4	0	1.000
2022	.263	24-23	57	7	15	2	0	1	6	20	.351	2	0	10	0	.283	1	2	2-3	33	22	1	.982
TOTAL	.284	41-26	67	8	19	2	0	1	6	24	.358	2	0	12	0	.300	1	2	2-4	45	32	2	.975



her only base of the season in a pinch-running appearance against Alabama State (4/13) before coming home to score off a Lady Hornet error ... recorded a season-high three assists coming off the bench to play second base at Ole Miss (4/25)

FRESHMAN SEASON | 2020

Appeared in 22 contests, primarily as a pinch hitter and reserve infielder, before earning a starting role at second base ... started 10 games as a true freshman for the Tigers ... held a .469 average at the plate, fifth highest in the SEC, behind 15 hits ... Auburn's most successful hitter off the bench, going 3-for-4 in pinch-hit opportunities ... slugged one double and one triple for a .592 slugging mark ... finished third on the team with 10 runs scored while driving in seven ... drew five walks en route to a .541 on-base percentage, which ranked 11th in the conference ... closed her debut season 4-for-5 in stolen base attempts ... committed just one error for a .972 fielding percentage at second base ... recorded 16 putouts and 21 assists ... led the Tigers in SEC play with a .500 average after going 4-for-8 in the lone series of the shortened season ... made collegiate debut as a pinch runner versus Notre Dame (Feb. 7) ... scored first collegiate run and swiped the first base of her career against Texas State (Feb. 8) ... drew her first walk in a pinch-hit appearance versus Alabama State (Feb. 14) ... knocked the first base hit of her career in a rematch with the Hornets (Feb. 15) ... drove in her first run with an RBI single against UNCW (Feb. 15) ... followed up with a solo home run against the Seahawks the following day (Feb. 16) ... went 2-for-2 with a run score and RBI against No. 18 Minnesota (Feb. 28) for her first multi-hit performance ... set a career-high in hits and runs scored after knocking three singles and crossing home plate three times against Binghamton (March 1) ... her lone multi-RBI performance of the season came against Georgia Southern (March 1) as she drove in two with the help of her first collegiate double ... her efforts over the Tiger Invitational (Feb. 28-March 1) earned her Co-SEC Freshman of the Week honors ... matched her career high in hits after going 3-for-3 at No. 7 Florida (March 8)

HIGH SCHOOL

Prepped at Gardendale High School ... four-time Alabama Sports Writers Association Class 6A All-State selection ... the Birmingham Kiwanis Club Softball Player of the Year in 2019 ... MaxPreps All-American second team honoree ... named the ASWA Class 6A Player of the Year ... concluded her senior season with 74 runs scored and 61 RBI ... held a .494 average at the plate ... as a senior, had 29 doubles, 11 triples to go along with 88 total hits and produced 2.2 runs per game

PERSONAL

Daughter of Kip and Misty McCondichie ... has one brother, Cayden ... majoring in public relations communications

CAREER HIGHS

AB	_____	4 (2x), last vs. Binghamton (March 1, 2020)
Runs	_____	3 (3x), last vs. North Carolina A&T (March 5, 2022)
Hits	_____	3 (5x), last at Mississippi State (April 23, 2022)
Doubles	_____	1 (7x), last at Tennessee (May 7, 2022)
Triples	_____	1 (2x), last vs. Niagara (April 15, 2022)
Home Runs	_____	2, vs. North Carolina A&T (March 5, 2022)
RBI	_____	3 (3x), last vs. Georgia (April 29, 2022)
Hit Streak	_____	12 Games, Feb. 23, 2022 to March 6, 2022
On-Base Streak	_____	12 Games, Feb. 23, 2022 to March 6, 2022

MULTI-HIT / MULTI-RBI GAMES

Year	Multi-Hit Games					Total	Year	Multi-RBI Games					Total
	2	3	4	5+				2	3	4	5+		
2020	1	2	-	-	3	2020	1	-	-	-	1		
2021	-	-	-	-	-	2021	-	-	-	-	-		
2022	7	3	-	-	10	2022	1	3	-	-	4		
TOTAL	8	5	-	-	13	TOTAL	2	3	-	-	5		





#7 DENVER BRYANT
INFIELD | R/R | 5-6 | JUNIOR
ALBANY, GEORGIA (DOUGHERTY)

HONORS & AWARDS

2022 Plainsman Invite All-Tournament Team

SOPHOMORE SEASON | 2022

Served as Auburn's starting second baseman for the first 29 games of the season ... went 26-for-70 at the plate for a .371 average ... added four doubles, two triples and six home runs to slug at a .743 clip with 20 RBI ... scored 16 runs as a staple in the eight-hole of the lineup ... drew four walks and held a .408 on-base percentage ... led the team with a .455 average (10-for-22) with runners in scoring position ... finished second on the team with 14 two-out RBI, adding a .387 average with two outs ... totaled seven multi-hit contests and four multi-RBI games ... named to the Plains Invite All-Tournament Team ... slugged her first collegiate triple against St. John's (2/11) ... hit a two-run home run to walk off Auburn's five-inning victory over Seton Hall (2/12) for her first multi-RBI game of her career ... set a career high with three RBI off a double and a sacrifice fly against Delaware State (2/26) ... led off the eighth inning with a solo home run to walk off Auburn's 5-4 victory over Texas A&M (3/11) ... slugged the game-tying home run in Auburn's series-clinching win over South Carolina (3/20) ... suffered a season-ending knee injury in the series opener at No. 8 Kentucky (3/25)

FRESHMAN SEASON | 2021

Appeared in 24 contests, making 10 starts at third base ... knocked five hits, including two doubles and a home run ... scored four runs ... recorded three RBI ... made collegiate debut as starting third baseman vs. Southeast Missouri State (2/13),

scoring a run ... first collegiate hit came in game two of the doubleheader against the Redhawks (2/13) ... recorded first multi-hit game of her career with a 2-for-3 performance against No. 19 South Carolina (2/20) ... knocked her first collegiate double against the Gamecocks (2/20) and added a single to center in the sixth inning for her first collegiate RBI ... first collegiate home run came in a pinch-hit appearance against Southeastern Louisiana (3/6)

HIGH SCHOOL

Made the switch to softball after playing baseball for the majority of her prep career ... one of the youngest members on the United States Women's National Baseball Team, joining the development program in the summer of 2017... competing in her first full season of softball, led the state of Georgia's Class 4A with a .759 average at the plate ... knocked 12 home runs to help tally a 1.834 slugging clip ... speedy on the base paths with 35 stolen bases ... rounded out senior campaign with a .824 on-base percentage ... tabbed to the All-Region First Team ... selected 4A Player of the Year and Defensive Player of the Year ... her .759 average was the highest in the history of Dougherty High School

PERSONAL

Full name is Denver Amber Bryant ... born on July 12, 2002 ... daughter of Valiere Howell and Darin Bryant ... has six siblings, Dwan, DomoniQue, DaRian, Donovan, Dannielle and Drake ... her mother played softball at Albany Junior College while her sister, DomoniQue, played softball at Albany State ... enrolled in the College of Education

BRYANT'S OVERALL CAREER STATS

YEAR	AVG	GP-GS	AB	R	H	2B	3B	HR	RBI	TB	SLG%	BB	HBP	SO	GDP	OB%	SF	SH	SB-ATT	PO	A	E	FLD%
2021	.156	23-10	32	4	5	2	0	1	3	10	.313	2	0	13	0	.206	0	0	0-1	7	6	3	.813
2022	.371	29-29	70	16	26	4	2	6	20	52	.743	4	1	16	0	.408	1	2	2-2	33	27	5	.923
TOTAL	.304	52-39	102	20	31	6	2	7	23	62	.608	6	1	29	0	.345	1	2	2-3	40	33	8	.901

BRYANT'S SEC CAREER STATS

YEAR	AVG	GP-GS	AB	R	H	2B	3B	HR	RBI	TB	SLG%	BB	HBP	SO	GDP	OB%	SF	SH	SB-ATT	PO	A	E	FLD%
2021	.000	7-0	6	0	0	0	0	0	0	0	.000	0	0	2	0	.000	0	0	0-1	0	0	0	.000
2022	.318	7-7	22	3	7	0	0	3	6	16	.727	0	0	6	0	.318	0	0	0-0	11	13	2	.923
TOTAL	.250	14-7	28	3	7	0	0	3	6	16	.571	0	0	8	0	.250	0	0	0-1	11	13	2	.923




CAREER HIGHS

AB _____ 5, vs. South Carolina (March 19, 2022)
 Runs _____ 2, at Jacksonville State (Feb. 23, 2022)
 Hits _____ 2 (8x), last vs. South Carolina (March 21, 2022)
 Doubles _____ 1 (6x), last vs. Toledo (March 4, 2022)
 Triples _____ 1 (2x), last vs. Texas Tech (Feb. 17, 2022)
 Home Runs _____ 1 (7x), last vs. South Carolina (March 21, 2022)
 RBI _____ 3 (2x), last vs. South Carolina (March 20, 2022)
 Hit Streak _____ 6 Games, Feb. 11, 2022 to Feb. 18, 2022
 On-Base Streak _____ 7 Games, Feb. 11, 2022 to Feb. 18, 2022

MULTI-HIT / MULTI-RBI GAMES

Year	Multi-Hit Games					Total	Year	Multi-RBI Games					Total
	2	3	4	5+	Total			2	3	4	5+	Total	
2021	1	-	-	-	1	1	2021	-	-	-	-	-	-
2022	7	-	-	-	7	7	2022	2	2	-	-	4	
TOTAL	8	-	-	-	8	8	TOTAL	2	2	-	-	4	





#2 SYDNEY COX
 UTILITY | L/R | 5-3 | JUNIOR
 ASHEBORO, NORTH CAROLINA (ASHEBORO)

HONORS & AWARDS

2022 Jane B. Moore Memorial All-Tournament Team

2022 Tiger Invitational All-Tournament Team

2021 All-SEC Freshman Team

2021 SEC First-Year Academic Honor Roll

SOPHOMORE SEASON | 2022

One of just two student-athletes to appear in all 57 games ... started 49 games at third base and earned a pair of starts at second ... finished fifth on the team with a .310 average at the plate after recorded 40 hits ... finished second on the team with 10 doubles ... added a pair of triples and five home runs for a .535 slugging percentage ... bested her career high with 18 walks and finished second among Tiger starters with a .399 on-base percentage ... recorded eight multi-hit contests and six multi-RBI contests ... set career highs in runs scored (28) and RBI (26) ... closed the season 2-for-5 at the plate in her pinch-hit opportunities for a .400 average ... earned spots on both the Tiger Invitational and Jan B. Moore Memorial All-Tournament Teams ... slugged her first collegiate triple in Auburn's season opener versus Seton Hall (2/11) ... turned in a career performance against St. John's (2/11) as she went 4-for-4 with three doubles, a home run, three runs scored and four RBI ... first Tiger to knock three doubles in a game since Brooke Latham versus UCLA on March 3, 2012 ... knocked a two-run double to drive in the go-ahead run in Auburn's comeback victory over ULM (2/27) ... returned to second base for the first time since her freshman season in place of a injured Denver Bryant during the series at No.

8 Kentucky (3/25 to 3/27) ... knocked a solo home run to tie the series-opening game against No. 15 Georgia (4/29)

FRESHMAN SEASON | 2021

Appeared in 49 contests, starting the final 45 games of the season at second base for the Tigers ... held a .256 average at the plate behind 31 hits ... led the team with nine doubles and added one home run ... finished second on the squad with 17 walks en route to a .355 on-base percentage ... recorded six multi-hit and two multi-RBI games ... turned 11 double plays, defensively ... All-SEC Freshman Team ... made collegiate debut as a pinch runner against Southeast Missouri State (2/13), scoring a run ... recorded her first at-bat as a pinch hitter versus Jacksonville (2/20) ... earned her first start at second base against Jacksonville (2/25), knocking a single in her first plate appearance of the game ... slugged her first collegiate double against Murray State (2/26) ... recorded the first RBI and multi-hit game of her career, going 2-for-4 against Troy (3/4) with double ... knocked a two-RBI single to plate the go-ahead run in Auburn's come-from-behind win against Southeastern Louisiana (3/6) ... it was her first multi-RBI game of her collegiate career ... in her SEC debut, turned in a multi-hit performance against No. 4 Alabama (3/12) ... drew two walks and knocked the game-winning, two-RBI double in Auburn's come-from-behind win against No. 13 Florida State (3/21) ... went 2-for-4 at the plate with her first collegiate home run and scored a career high two runs at No. 18 Missouri (3/27) ... recorded her fifth multi-hit performance of the season with a 2-for-3 outing against No. 18 Tennessee (5/2) ... went 2-for-3 with a double and a career high three RBI

COX'S OVERALL CAREER STATS

YEAR	AVG	GP-GS	AB	R	H	2B	3B	HR	RBI	TB	SLG%	BB	HBP	SO	GDP	OB%	SF	SH	SB-ATT	PO	A	E	FLD%
2021	.256	49-45	121	12	31	9	0	1	12	43	.355	17	2	20	1	.355	1	4	3-5	71	72	7	.953
2022	.310	57-51	129	28	40	10	2	5	26	69	.535	18	1	34	0	.399	0	4	1-1	28	44	8	.900
TOTAL	.284	106-96	250	40	71	9	2	6	38	112	.488	35	3	54	1	.377	1	8	4-6	99	166	15	.935

COX'S SEC CAREER STATS

YEAR	AVG	GP-GS	AB	R	H	2B	3B	HR	RBI	TB	SLG%	BB	HBP	SO	GDP	OB%	SF	SH	SB-ATT	PO	A	E	FLD%
2021	.227	24-24	66	4	15	3	0	1	2	21	.318	9	1	15	0	.329	0	2	0-0	34	41	3	.962
2022	.245	24-19	49	9	12	3	1	3	5	26	.531	6	0	19	0	.327	0	1	0-0	15	17	6	.842
TOTAL	.235	48-43	115	13	27	6	1	4	7	47	.409	15	1	34	0	.328	0	3	0-0	49	58	9	.922



against UCF (5/21) in the Tallahassee Regional

HIGH SCHOOL

Served as team captain for Asheboro High School since her freshman season ... three-time all-conference, all-county and all-district honoree ... brought home all-state honors in 2018 and 2019 ... ranked one of the top 100 recruits of the 2020 signing class by Extratnning Softball and Flo Softball ... recorded a .665 average at the plate as a junior ... added a .730 on-base percentage and a 1.155 slugging clip ... senior season was canceled due to COVID-19 ... competed for the Carolina Cardinals club team ... led the Cardinals to the 2017 and 2018 USA Fast Pitch Girls A18-U National Championship ... closed her 2019 club season with a .434 batting average ... totaled 18 doubles, six triples and 11 home runs ... added 39 RBI and scored a staggering 73 runs ... ended the season with a .576 on-base percentage and a .814 slugging mark

PERSONAL

Full name is Sydney Bree Cox ... born on August 3, 2002 ... daughter of Robbie and Suzanne Cox ... has an older brother, Andrew ... her father played baseball at High Point University from 1992-96 ... majoring in pre-business

CAREER HIGHS

AB _____ 4 (4x), last vs. South Florida (Feb. 20, 2022)
 Runs _____ 3, vs. St. John's (Feb. 11, 2022)
 Hits _____ 4, vs. St. John's (Feb. 11, 2022)
 Doubles _____ 3, vs. St. John's (Feb. 11, 2022)
 Triples _____ 1, (2x), last vs. Mississippi State (April 24, 2022)
 Home Runs _____ 1 (6x), last at Tennessee (May 7, 2022)
 RBI _____ 4, vs. St. John's (Feb. 11, 2022)
 Hit Streak _____ 6 Games, Feb. 11, 2022 to Feb. 17, 2022
 On-Base Streak _____ 13 Games, Feb. 25, 2021 to March 13, 2021

MULTI-HIT / MULTI-RBI GAMES

Year	Multi-Hit Games					Total	Year	Multi-RBI Games					Total
	2	3	4	5+				2	3	4	5+		
2021	6	-	-	-		6	2021	2	1	-	-	3	
2022	6	1	1	-		8	2022	3	2	1	-	6	
TOTAL	12	1	1	-		14	TOTAL	5	3	1	-	9	





#55 SHELBY LOWE

LEFT-HANDED PITCHER | R/L | 5-5 | JUNIOR
CARROLLTON, ALABAMA (PICKENS ACADEMY)

HONORS & AWARDS

- 2022 Easton/NFCA All-America Scholar-Athlete
- 2022 SEC Spring Academic Honor Roll
- 2022 SEC Community Service Team
- D1 Softball SEC Pitcher of the Week (Feb. 15, 2022)
- SEC Co-Pitcher of Week (Feb. 14, 2022)
- 2022 Plainsman Invite All-Tournament Team
- 2022 Tiger Invitational All-Tournament Team
- 2022 Preseason All-SEC Team
- 2022 D1 Softball Preseason SEC Player Rankings [No. 16]
- 2022 Extra Inning Softball: Extra Elite 100 Rankings [No. 82]
- 2022 AUSPY Female Newcomer of the Year
- 2021 Schutt Sports/NFCA National Freshman of the Year Top 15 Finalist
- 2021 NFCA All-Southeast Region Third Team
- 2021 All-SEC Second Team
- 2021 All-SEC Freshman Team
- D1 Softball National Freshman of the Week (March 30, 2021)
- SEC Freshman of the Week (March 8, 2021)
- SEC Freshman of the Week (March 30, 2021)
- 2021 D1 Softball's Preseason Top 15 True Freshmen [No. 15]

SOPHOMORE SEASON | 2022

Made 29 appearances in the circle with 19 starts ... battled through injury throughout most of the season ... posted a 9-3 record with a 2.81 earned run average ... tossed four complete-game efforts, including three shutouts ... led the team with five saves, the third most in a single season at Auburn ... led the SEC in saves and ranked 11th nationally ... brought her career saves total to six, ranking eight in Auburn history ... gave up just 37 earned runs over her 92.1 innings of work ... issued just 19 walks

while striking out 129 ... led the conference and ranked 12th in the country with a 6.79 strikeout-to-walk ratio ... ranked second in the SEC with a 9.8 strikeouts per seven inning mark ... struck out at least 10 batters in three appearances ... allowed just 1.44 walks per seven innings, ranking second in the SEC ... held opponents to a .218 batting average ... averaged 5.84 hits allowed per seven innings ... SEC Community Service Team member ... SEC Co-Pitcher of the Week (2/14) ... first Tiger to win the award since Samantha Yarbrough on March 2, 2020 ... D1 Softball SEC Pitcher of the Week (2/15) ... tabbed to the Tiger Invitational and Plainsman Invite All-Tournament Teams ... tossed her first collegiate no-hitter and the 28th in Auburn program history against St. John's (2/11) ... fanned 11 in the outing and allowed just two base runners, both in the first inning ... did not give up an earned run over opening weekend ... surpassed 200 career strikeouts against UMass Lowell (2/13) ... secured her first save of the season against South Florida (2/20) as she struck out five of the six batters faced ... held ULM (2/25) to a pair of hits while striking out a career high 13 ... needed just three pitches to leave the tying run stranded at third in Auburn's 2-1 win over Bradley (2/26) ... entered the seventh inning against No. 7 Florida (4/1) with the bases loaded before striking out a pair to secured Auburn's 3-1 victory and her fifth save of the season

FRESHMAN SEASON | 2021

Appeared in 30 contests, starting 26 games in the circle ... earned 13 wins and recorded one save ... posted a 1.48 ERA behind 165.2 innings of work ... fanned 179 batters while only issuing 28 walks ... held opponents to a .216 batting average at the plate ... hurled 15 complete games, three of which were shutouts ... one of 15 finalists for Schutt Sports/NFCA Division I National Freshman of the Year ... NFCA

LOWE'S OVERALL CAREER STATS

YEAR	ERA	W-L	APP	GS	CG	SHO	SV	IP	H	R	ER	BB	SO	2B	3B	HR	BF	BAVG	WP	HBP	BK	SFA	SHA
2021	1.48	13-11	30	26	15	3/1	1	165.2	130	42	35	28	179	24	1	9	650	.216	3	7	0	2	10
2022	2.81	9-3	29	19	4	3/2	5	92.1	77	44	37	19	129	10	1	16	383	.218	5	6	0	1	3
TOTAL	1.95	22-14	59	45	19	6/3	6	258.0	207	86	72	47	308	34	2	25	1033	.216	8	13	0	3	13

LOWE'S SEC CAREER STATS

YEAR	ERA	W-L	APP	GS	CG	SHO	SV	IP	H	R	ER	BB	SO	2B	3B	HR	BF	BAVG	WP	HBP	BK	SFA	SHA
2021	1.74	5-8	17	14	10	1/0	1	100.1	84	30	25	21	93	13	0	7	404	.229	2	6	0	2	8
2022	5.50	1-2	14	8	0	0/0	2	35.2	45	33	28	13	38	6	0	12	169	.296	3	2	0	0	2
TOTAL	2.73	6-10	31	22	10	1/0	3	136.0	129	63	53	34	131	19	0	19	573	.249	5	8	0	2	10



All-Southeast Region Third Team ... All-SEC Second Team ... the only Auburn freshman pitcher in program history to earn All-SEC honors during their debut season ... SEC All-Freshman Team ... ranks second in the SEC with a 6.39 strikeout-to-walk ratio and a 1.18 walks allowed per seven innings average ... set Auburn's single-season record for fewest walks allowed per seven innings ... ranked third in the conference in earned run average and eighth in strikeouts per seven innings (7.6) ... her 1.48 ERA was the second lowest recorded by a Tiger freshman pitcher in program history and ranked sixth in Auburn single-season history ... led all SEC true freshmen and ranked fifth overall in the league with 179 strikeouts ... her 179 strikeouts were the second most by an Auburn freshman in program history ... finished the season with the 10th most strikeouts in Auburn single-season history and were the most by an Auburn pitcher since 2010 ... just the fifth Auburn freshman to ever record 100+ strikeouts in a season and the first to do so since Marcy Harper in 2013 ... struck out at least 10 batters in seven appearances this season ... tossed 15 complete games as a freshman, the 10th most in Auburn's single-season history ... went 24.1 consecutive innings without allowing a run, the eighth longest streak in program history ... joined teammate Maddie Penta and Anna Thompson (2007) as the only Auburn pitchers to win multiple SEC Freshman of the Week honors in a season ... retired 20 consecutive batters with a career high 12 strikeouts in a one-hit performance against Murray State (2/26) to record the first complete-game shutout of her career ... turned in a double-digit strikeout performance against Southern Miss (3/5) with 11 over seven innings ... earned her first victory over a ranked opponent by holding No. 13 Florida State (3/21) to one unearned run off three hits and a walk while striking out six in a complete-game performance ... carried Auburn to its first conference win of the season behind 11 strikeouts in a 3-0 shutout at No. 18 Missouri (3/28) ... the win was Auburn's first in Columbia since 2015 and was Auburn's first shutout victory in SEC play since a 3-0 win at Tennessee on April 7, 2019 ... recorded her 100th strikeout of the season in a start against Arkansas (4/2) and would go on to match her career high with 12 strikeouts in the outing ... recorded her 10th win of her freshman season at Texas A&M (4/11) as she held the Aggies to one run off four hits while striking out five to secure Auburn's first series win in College Station since 2015 ... fanned 10 in a complete-game performance against No. 12 Kentucky (4/16), earning her 12th win of the season ... earned her first collegiate save at LSU (5/8), retiring the final two batters to secure Auburn's 9-5 win

HIGH SCHOOL

One of the top pitchers from the state of Alabama ... ranked the No. 9 prospect of the 2020 class by Softball America ... selected the 2019-20 Alabama Gatorade Player of the Year ... a five-time All-State honoree ... selected to the 2019 AL.com Super All-State softball team ... 2019 Tuscaloosa News Super 9 softball team ... 2018 AISA Pitcher of the Year ... led Pickens Academy to a Class AA runner-up finish as a sophomore ... posted an 8-0 record with a 0.76 ERA over her shortened senior season ... struck out 97 and allowed just six walks over 46 innings pitched ... added a .429 batting average before the season ended due to COVID-19 ... led Alabama with a 15.7 strikeouts per seven innings mark as a junior ... ended junior campaign with a .14 earned run average and a 19-4 record ... totaled 336 strikeouts, 16 shutouts and six no-hitters ... allowed only three earned runs over 150 innings pitched ... went 20-4-1 in the circle behind a 0.63 ERA ... tallied 13 shutouts, including six no-hitters and two perfect games ... struck out 347 batters over 166.2 innings pitched ... competed for the Birmingham Thunderbolts, helping the club to a No. 1 ranking ... tossed a two-hit complete game with seven strikeouts to lead the Thunderbolts to a

4-1 victory in the PGF 16u Premier National title game ... it was the first PGF National Championship for the Thunderbolts organization ... named to the PGF 18U Premier All-Tournament Team

PERSONAL

Full name is Shelby Grace Lowe ... born on December 8, 2001 ... daughter of Freddy and Ladonna Lowe ... has two older sisters, Whitney and Kristen ... her father played football at East Mississippi Community College ... her sister, Whitney, also competed for EMCC's softball program ... majoring in pre-early childhood education

CAREER HIGHS

Innings	7.1 (2x), last at Ole Miss (April 23, 2021)
Hits	9, vs. Kentucky (April 16, 2021)
Runs	7, at Arkansas (April 8, 2022)
Earned Runs	7, at Arkansas (April 8, 2022)
Walks	4, at Kentucky (March 25, 2022)
Strikeouts	13, vs. ULM (Feb. 25, 2022)
Complete games	19x, last vs. Syracuse (Feb. 27, 2022)
Struck out multiple batters	51x, last vs. Louisiana (May 21, 2022)
Struck out 10+ batters	10x, last vs. Syracuse (Feb. 27, 2022)

CAREER LOWS

Allowed one earned run or fewer	32x, last vs. Georgia (May 1, 2022)
Walks	0 (25x), last vs. Louisiana (May 21, 2022)
Hits	0 (4x), last vs. Texas A&M (March 13, 2022)
Runs	0 (16x), last at Alabama State (April 27, 2022)
Earned Runs	0 (21x), last at Alabama State (April 27, 2022)

MINIMUM 2.0 IP

CAREER RECORD

at Jane B. Moore Field	12-6
Road	7-5
Neutral	3-3
vs. SEC	6-10





#16 KK MCCRARY

INFIELD | R/R | 5-8 | JUNIOR
MURFREESBORO, TENNESSEE (TENNESSEE)



HONORS & AWARDS

2021 SEC Spring Academic Honor Roll
2019-20 SEC First Year Academic Honor Roll

AT TENNESSEE | 2021

Saw action in 19 games with 13 starts at third base or designated player ... stepped to the plate for 30 total at-bats, logging five hits with two RBIs ... scored two runs on the year ... knocked a pinch-hit single in the regular season finale vs. Missouri (5/9) ... hit 1-for-2 and reach on a walk as the Lady Vols defeated Tennessee State (4/14) ... drew an RBI walk in UT's 6-0 victory vs. Liberty (3/30) ... went 1-for-3 with an RBI single and scored a run in the win over Miami (Ohio) (2/21) ... roped a single in her first AB of the season vs. Eastern Kentucky (2/14)

AT TENNESSEE | 2020

Started 12 games and made 17 overall appearances ... finished with a .259 batting average and added two runs ... tallied seven hits, including four extra-base hits (two doubles, two homers) ... recorded nine RBIs in the heart of the lineup as a third baseman and designated player ... recorded one RBI vs Arizona State on Feb. 10

HIGH SCHOOL

Finished as the 7AAA District Champions in 2019 ... won the State Sectional Championship and finished as the state runner-up in 2019 ... named the district MVP in 2019 ... Recognized as Daily News Journal All-Area Player of the Year and Female Athlete of the Year her senior season ... Honored as Tennessean Softball Player of the Year and Murfreesboro Post Player of the Year in 2019 ... named All-Mid State Player of the Year as a senior ... nominated for the Gatorade Player of the Year in 2019 ... earned Siegel HS Slugger of the Year award ... selected to 7AAA All-District, All-Tournament, All-Area teams in 2017 and 2018 and All-Mid State team in '18 ... made the All-State First Team in 2018 ... led district 7AAA in

home runs, slugging percentage and RBI ... helped Seigel to 7AAA regular season and district tournament championship in 2017 and 2018 ... Daily News Journal Player of the Year nominee in 2017 ... recognized as 7AAA District Defensive Player of the Year in 2017 and Siegel MVP ... participated in the state championship game in 2016

PERSONAL

First name is Caitlyn ... parents are Johnny and Holly McCrary ... her sister, Hannah, earned a gymnastics scholarship to Missouri and currently competes there ... also has two younger brothers, Dawson and Christian

CAREER HIGHS

AB	3 (9x), last vs. Georgia (April 25, 2021)
Runs	1 (4x), last vs. Miami Ohio (Feb. 21, 2021)
Hits	1 (12x), last vs. Missouri (May 9, 2021)
Doubles	1 (2x), last vs. Lipscomb (March 4, 2020)
Triples	
Home Runs	1 (2x), last vs. ETSU (March 6, 2020)
RBI	3, vs. Lipscomb (March 4, 2020)
Hit Streak	2 Games (2x), March 4, 2020 to March 6, 2020
On-Base Streak	13 Games, Feb. 22, 2020 to Feb. 20, 2021

MULTI-HIT / MULTI-RBI GAMES

Year	Multi-Hit Games					Total	Year	Multi-RBI Games					Total
	2	3	4	5+				2	3	4	5+		
2020	-	-	-	-	-	-	2021	2	1	-	-	3	
2021	-	-	-	-	-	-	2021	-	-	-	-	-	
TOTAL	-	-	-	-	-	-	TOTAL	2	1	-	-	3	

MCCRARY'S OVERALL CAREER STATS

YEAR	AVG	GP-GS	AB	R	H	2B	3B	HR	RBI	TB	SLG%	BB	HBP	SO	GDP	OB%	SF	SH	SB-ATT	PO	A	E	FLD%
2020*	.259	17-12	27	2	7	2	0	2	9	15	.556	8	2	10	0	.447	1	1	0-0	0	12	2	.857
2021*	.167	19-13	30	2	5	0	0	0	2	5	.167	10	0	8	0	.375	0	0	0-0	1	3	0	1.000
TOTAL	.211	36-25	57	4	12	2	0	2	11	20	.351	18	2	18	0	.410	1	1	0-0	1	15	2	.889

MCCRARY'S SEC CAREER STATS

YEAR	AVG	GP-GS	AB	R	H	2B	3B	HR	RBI	TB	SLG%	BB	HBP	SO	GDP	OB%	SF	SH	SB-ATT	PO	A	E	FLD%
2020*	.000	0-0	0	0	0	0	0	0	0	0	.000	0	0	0	0	.000	0	0	0-0	0	0	0	.000
2021*	.222	7-2	9	0	2	0	0	0	0	2	.222	2	0	2	0	.364	0	0	0-0	0	0	0	.000
TOTAL	.222	7-2	9	0	2	0	0	0	0	2	.222	2	0	2	0	.364	0	0	0-0	0	0	0	.000

*STATISTICS FROM TENNESSEE



#10 MAKAYLA PACKER

UTILITY | R/R | 5-8 | JUNIOR
CHATTANOOGA, TENNESSEE (BAYLOR SCHOOL)

HONORS & AWARDS

SEC Co-Player of the Week [Feb. 28, 2022]

2022 Tiger Invitational All-Tournament Team

2022 Plainsman Invite All-Tournament Team

2021 All-SEC Freshman Team

SOPHOMORE SEASON | 2022

Appeared in 50 contests, earning 49 starts in centerfield ... finished second on the team with a .324 average at the plate behind 44 hits ... tied for the team lead with 11 multi-hit contests ... scored a team-leading 43 runs ... scored a run in 31 of her 49 starts while scoring multiple runs in 10 outings ... averaged 0.86 runs per game to rank 13th in the SEC ... slugged six doubles, three triples and nine home runs for a .610 slugging percentage with 20 RBI ... knocked the second most triples by an Auburn sophomore in school history ... averaged 0.06 triples per game to rank sixth in the league ... finished tied for fifth in Auburn single-season history for triples ... recorded the fifth highest slugging percentage by a sophomore in program history ... drew 16 walks coupled with a team-leading 13 hit by pitches to help hold a .442 on-base percentage ... ranked tied for seventh in the SEC in total hit by pitches and ranked sixth in the league, averaging 0.26 hit by pitches per game ... closed the season 10th in Auburn single-season history for total hit by pitches ... led the team on the base path with 21 steals in 25 attempts ... finished seventh in the SEC in total steals while averaging 0.42 stolen base per game, the sixth highest mark in

the conference ... her 21 steals set the program's sophomore record and rank tied for third overall in Auburn single-season history ... ends her sophomore campaign with the program record for highest career stolen base percentage with a .902 mark while ranking fifth in school history with 37 career steals ... SEC Player of the Week (2/28) ... named to the Tiger Invitational and Plainsman Invite All-Tournament Teams ... matched her career high in runs scored after going 2-for-4 with a home run, RBI and three runs against Wisconsin (2/18) ... led off the game against No. 11 Texas (2/18) with a home run to spark Auburn's 6-2 victory ... matched her career high in hits with a 3-for-4 performance at Jacksonville State (2/23) ... turned in another three-hit effort against Syracuse (2/27) with a double, two RBI and three runs scored ... set the tone against Alabama State (3/30), slugging a home run on the first pitch for the third home run to lead off a game during her sophomore season ... slugged a triple and a home run to set a season high with three RBI against No. 7 Florida (4/2) ... knocked an inside-the-park home run at Alabama State (4/27)

FRESHMAN SEASON | 2021

Appeared in 25 contests, starting 28 games in centerfield for the Tigers ... led the team with a .303 average at the plate behind 30 hits ... slugged three doubles, one triple and three home runs for a .444 slugging clip ... scored a team-leading 19 runs ... finished tied for third on the squad with 15 RBI ... drew 10 walks to help post a team best .384 on-base percentage ... totaled six multi-hit games ... committed just one error on 54 chances, a .981 fielding percentage ... a perfect 16-for-16 in

PACKER'S OVERALL CAREER STATS

YEAR	AVG	GP-GS	AB	R	H	2B	3B	HR	RBI	TB	SLG%	BB	HBP	SO	GDP	OB%	SF	SH	SB-ATT	PO	A	E	FLD%
2021	.303	45-38	99	19	30	3	1	3	15	44	.444	10	3	27	1	.384	0	5	16-16	51	2	1	.981
2022	.324	50-49	136	43	44	6	3	9	20	83	.610	16	13	32	0	.442	0	2	21-25	64	2	2	.971
TOTAL	.315	95-87	235	62	74	9	4	12	35	127	.540	26	16	59	1	.419	0	7	37-41	115	4	3	.975

PACKER'S SEC CAREER STATS

YEAR	AVG	GP-GS	AB	R	H	2B	3B	HR	RBI	TB	SLG%	BB	HBP	SO	GDP	OB%	SF	SH	SB-ATT	PO	A	E	FLD%
2021	.257	20-13	35	9	9	0	0	1	5	12	.343	5	2	12	0	.381	0	1	5-5	23	0	1	.958
2022	.231	23-23	65	14	15	2	1	2	5	25	.385	8	6	18	0	.367	0	2	6-8	35	2	2	.949
TOTAL	.240	43-36	100	23	24	2	1	3	10	37	.370	13	8	30	0	.372	0	3	11-13	58	2	3	.952

stolen base attempts, setting the program's single-season record for highest stolen base percentage (min. 15 attempts) ... finished sixth in the SEC in stolen bases per game ... her 16 steals were the second most by an Auburn freshman in program history ... the mark also ranked tied for seventh in Auburn single-season history ... SEC All-Freshman Team ... earned her first collegiate start as a centerfielder against SEMO (2/13), recording a hit, two runs scored and a stolen base ... turned in her first career multi-hit game in game two of the doubleheader against the Redhawks (2/13), recording the first RBI and double of her career ... knocked the first home run of her collegiate career against Jacksonville (2/20) with a solo shot off the scoreboard in left center at the UNF Softball Complex ... went 2-for-3, slugging her first collegiate triple to drive in the go-head run, against Jacksonville (2/25) ... made an athletic diving catch against Murray State (2/26) to preserve Auburn's perfect game bid ... the play was ranked No. 4 on NCAA Softball's Plays of the Week ... knocked the first grand slam of her collegiate career to record a career-high four RBI against IUPUI (2/27) ... made a home-run robbing grab in the first inning against Southern Miss (3/5) ... drove in a pair of runs with a 2-for-3 outing at the plate against Southeastern Louisiana (3/6) ... turned in her fifth multi-hit performance of the season with a pair of infield singles at Troy (3/10) ... made a diving catch in left centerfield to rob Kennesaw State (3/21) of a base hit in the top of the seventh in Auburn's 4-3 win ... reached base in all four plate appearances at Texas A&M (4/9) with a career high three hits, a walk and a pair of RBI ... went 2-for-2 with three RBI, including a two-run home run, and two runs scored at No. 16 LSU (5/8) ... her two-run homer against the LSU drove in the go-ahead run

HIGH SCHOOL

Versatile athlete that has won multiple state championships in both softball and track ... led the Baylor School to three straight TSAA Division II AA Softball State Championships ... held a .461 average at the plate as a freshman behind 35 hits ... slugged eight home runs to help close the season with a .961 slugging clip ... tallied 39 RBI and scored 37 runs over her debut season ... drew 13 walks and held a .567 on-base percentage as a freshman ... closed the season with 13 stolen bases ... totaled 23 hits, including six homers, as a sophomore ... drove in 25 runs while also scoring 25 runs of her own ... closed her sophomore season with a .615 slugging and a .404 on-base clips ... coming off an impressive junior campaign with a career-high .444 batting average ... totaled 32 hits, 40 runs scored, and 20 RBI ... slugged at a .722 mark with help of four home runs ... drew a career-high 15 walks to close the 2019 season with a .598 on-base percentage ... senior season was suspended due to COVID-19 ... was also a standout track athlete, breaking records in the 100m and 200m events and winning multiple all-region honors

PERSONAL

Full name is Makayla DeShay Packer ... born Dec. 18, 2001 ... daughter of Del and Daphne Packer ... has two siblings, Jaylon Jackson and Chase Packer ... majoring in pre-pharmacy

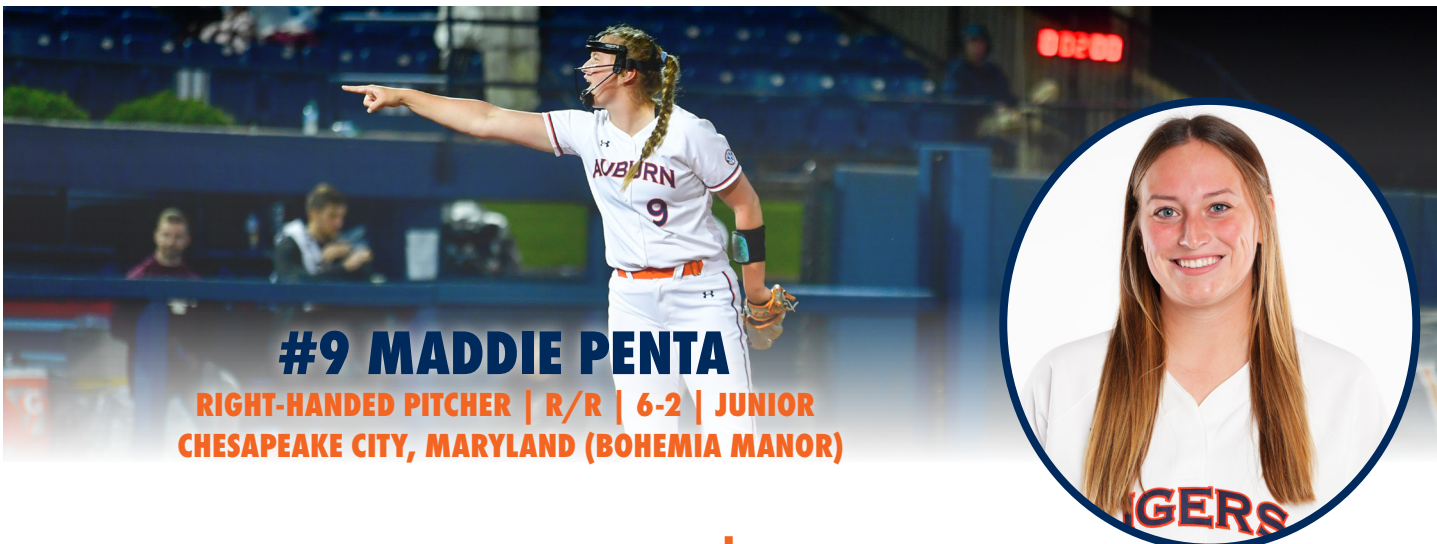
CAREER HIGHS

AB	5, vs. South Carolina (March 19, 2022)
Runs	3 (3x), last vs. Syracuse (Feb. 27, 2022)
Hits	3 (3x), last vs. Syracuse (Feb. 27, 2022)
Doubles	1 (9x), last at Tennessee (May 7, 2022)
Triples	1 (4x), last vs. Florida (April 2, 2022)
Home Runs	1 (12x), last at Alabama State (April 27, 2022)
RBI	4, vs. IUPUI (2/27/21)
Hit Streak	9 Games, Feb. 27, 2021 to March 12, 2021
On-Base Streak	13 Games, Feb. 26, 2021 to March 13, 2021

MULTI-HIT / MULTI-RBI GAMES

Year	Multi-Hit Games					Total	Year	Multi-RBI Games					Total
	2	3	4	5+				2	3	4	5+		
2021	6	1	-	-	7	2021	2	1	1	-	4		
2022	9	2	-	-	11	2022	5	1	-	-	6		
TOTAL	15	3	-	-	18	TOTAL	7	2	1	-	10		





#9 MADDIE PENTA

RIGHT-HANDED PITCHER | R/R | 6-2 | JUNIOR
CHESAPEAKE CITY, MARYLAND (BOHEMIA MANOR)

HONORS & AWARDS

- 2022 SEC Spring Academic Honor Roll
- 2022 NFCA All-Southeast Region First Team
- 2022 All-SEC First Team
- Wilson/NFCA Division I Pitcher of the Week (March 8, 2022)
- D1 Softball SEC Pitcher of the Week (March 8, 2022)
- SEC Pitcher of the Week (March 7, 2022)
- 2022 Jane B. Moore Memorial Most Valuable Player
- 2022 Jane B. Moore Memorial All-Tournament Team
- 2022 Tiger Invitational All-Tournament Team
- 2021 All-SEC Freshman Team
- 2021 SEC First-Year Academic Honor Roll
- SEC Co-Freshman of the Week (Feb. 15, 2021)
- SEC Freshman of the Week (March 1, 2021)
- SEC Co-Freshman of the Week (April 20, 2021)
- Softball America's Preseason Top 25 College Freshman (No. 9)

SOPHOMORE SEASON | 2022

With a pitching staff hampered with injuries, carried the workload in the circle ... made 42 appearances, ranking tied for ninth in the program's single-season history, and set the program record for starts in a season with 35 ... earned a win in 23 of her 35 starts ... set the program record for consecutive winning decision with a streak of wins in nine straight games ... led the Southeastern Conference with a 1.76 earned run average, giving up just 49 earned runs ... her ERA was the third lowest posted by an Auburn sophomore in program history ... behind a 24-10 record, led the conference and ranked 15th in the nation in victories ... tied Holly Currie (2005) for the second most wins by an Auburn pitcher in a single season ... also picked up

a save during the season ... also led the SEC in innings pitched with 195.0, the ninth most in a single season on the Plains ... turned in 15 complete-game efforts, tied for the 10th most in a season at Auburn ... turned in two complete-game shutouts ... combined for six additional shutouts, tied for the seventh most in a season at Auburn ... averaged just 4.59 hits allowed per seventh innings, the fourth lowest mark in the conference ... finished second in the conference and ranked 16th in the country with 269 total strikeouts ... recorded eight double-digit strikeout efforts ... first Auburn pitcher to surpass 250 strikeouts in a season since Anna Thompson (2010) ... set the program's sophomore strikeout record and ranked tied for fifth overall for most strikeouts in a single season at Auburn ... ended her sophomore season with 374 career strikeouts, ranking fifth in school history ... posted a 9.7 strikeouts per seven innings average to rank third in the conference ... her strikeouts per seven innings average is the fourth highest posted by an Auburn pitcher in a season ... issued just 53 walks to post a 5.08 strikeout-to-walk ratio, the fourth best mark in the SEC ... averaged just 1.90 walks per seven innings to rank seventh in the SEC ... held opponents to a .181 average at the plate, the fifth lowest mark in a single season at Auburn ... became the first pitcher in program history to earn NFCA First Team All-Region honors ... tabbed to the All-SEC First Team, Auburn's first selection to the First Team since 2017 ... SEC Pitcher of the Week (3/7) ... earned national recognition as the Wilson/NFCA Division I Pitcher of the Week (3/8) ... tabbed to the Tiger Invitational and the Jane B. Moore Memorial All-Tournament Teams ... fanned 16 batters in Auburn's season opener versus Seton Hall (2/11) just one shy of her career high total ... held No. 11 Texas (2/8) to a pair of hits, helping Auburn to a 6-2 victory at the St. Pete Clearwater Elite Invitational ... it was the first win over a ranked opponent for the Tigers ... tossed the fifth complete-game shutout of her career at Jacksonville State (2/23), holding the Gamecocks to three hits ... recorded all five wins during the Jane B. Moore Memorial Tournament to earn Most Valuable

PENTA'S OVERALL CAREER STATS

YEAR	ERA	W-L	APP	GS	CG	SHO	SV	IP	H	R	ER	BB	SO	2B	3B	HR	BF	BAVG	WP	HBP	BK	SFA	SHA
2021	2.78	9-9	21	20	6	3/1	0	88.0	69	42	35	44	105	5	0	8	384	.211	2	9	0	2	2
2022	1.76	24-10	42	35	15	2/6	1	195.0	128	62	49	53	269	19	3	15	785	.181	10	13	0	4	8
TOTAL	2.08	33-19	63	55	21	5/7	1	283.0	197	104	84	97	374	24	3	23	1169	.191	12	22	0	6	10

PENTA'S SEC CAREER STATS

YEAR	ERA	W-L	APP	GS	CG	SHO	SV	IP	H	R	ER	BB	SO	2B	3B	HR	BF	BAVG	WP	HBP	BK	SFA	SHA
2021	3.87	2-7	10	9	1	0/0	0	34.1	40	23	19	15	26	3	0	6	160	.286	2	4	0	1	0
2022	2.84	7-8	16	13	8	0/0	1	83.2	78	44	34	27	90	9	2	13	370	.238	7	9	0	2	4
TOTAL	3.14	9-15	26	22	9	0/0	1	118.0	118	67	53	42	116	12	2	19	530	.252	9	13	0	3	4

Player recognition ... over the span, strung together a scoreless inning streak of 25.2 consecutive innings, the fifth longest streak in program history ... combined with KK Dismukes to toss the 29th no-hitter in program history against North Carolina A&T (3/4) ... went the distance in a 10-inning contest against South Carolina (3/21) to secure the series win ... added a top-10 victory to her resume with a complete-game effort at No. 8 Kentucky (3/26) ... held No. 7 Florida to one run, helping Auburn to its first win over the Gators since 2019 ... earned her first collegiate save, shutting out Mississippi State (4/23) in two innings out work ... turned in double-digit strikeout efforts in SEC play at Mississippi State (4/24) and at No. 14 Tennessee (5/8) ... set the program's record for strikeouts in an SEC Tournament game with 11 versus No. 24 Missouri (5/11)

FRESHMAN SEASON | 2021

Appeared in 21 contests, earning the starting nod in 20 ... closed debut season with a 9-9 record behind six complete-game efforts ... finished third on the team with a 2.78 earned run average ... tossed six complete games ... turned in three shutout appearances ... hurled 88.0 innings of work to rank second on the squad ... fanned 105 batters ... ranked sixth in the SEC with an 8.4 strikeouts per seven innings average ... held opponents to a .211 batting average ... SEC All-Freshman Team ... just the sixth Auburn freshman in program history to record 100 strikeouts in a season ... struck out at least 10 batters in four appearances ... set Auburn's program record with three SEC Freshman of the Week awards ... one of just three Auburn pitchers to ever be named SEC Freshman of the Week multiple times in a season (Shelby Lowe – 2021; Anna Thompson – 2007) ... in her collegiate debut against Southeast Missouri State in Auburn's season opener (2/13), tossed the 26th no-hitter in program history and the first for the Tigers since Makayla Martin vs. Maryland on Feb. 18, 2018 ... first Auburn freshman to toss a no-hitter in a season opener in program history ... just the third freshman to toss a solo no-hitter for the Tigers and the first since Marcy Harper vs. Savannah State on March 14, 2013 ... improved to 3-0 with a complete-game performance against #19 South Carolina (2/20), striking out nine ... struck out the first 16 batters she faced en route to her second collegiate no-hitter in Auburn's 5-0 win over IUPUI (2/27/20) ... closed the game with a career high 17 batters, the second most in a single game in Auburn history ... it was the first seven-inning no-hitter since Angel Bunner versus Virginia Tech on Feb. 19, 2012 ... first Auburn pitcher with multiple no-hitters in the same season since Marcy Harper in 2014 ... allowed just two hits and one walk while striking out 11 for her third double-digit strikeout performance of the season versus Alabama State (4/13) ... earned her first victory in conference play with a complete-game performance against No. 12 Kentucky (4/17), holding the Wildcats scoreless through five innings to the claim the series win ... earned Auburn's first win in Baton Rouge since 2015 as she held LSU (5/8) to a pair of runs behind six strikeouts

HIGH SCHOOL

One of the top pitchers in the country ... ranked the No. 2 recruit of the 2020 class by FloSoftball and the No. 3 recruit by ExtralInnings Softball ... carried Bohemia Manor to three straight 1A State Championships behind her lights-out pitching ... four-time All-County and All-State honoree ... 2019 and 2020 Maryland Gatorade Player of the Year ... 2019 USA Today First Team High School All-American ... PGF All-American, competing in to the 2020 PGF High School All-America game ... tossed 100.2 innings in the circle as a freshman and did not allow a single earned run ... closed her debut season with a 13-1 record and a .417 WHIP ... posted an undefeated 15-0 record as sophomore behind a .07 earned run average ... tossed a total of 97.1 innings and posted a .318 WHIP ... at the plate, recorded a .441 batting average and a .662 slugging mark ... tossed 123.0 innings over her junior campaign, posting a 21-0 record ... turned in a .11 ERA and a .439 WHIP ... Totaled 299 strikeouts, recorded

three no-hitters during Bohemia Manor's postseason run and allowed just 16 hits ... coupled her pitching performance with a .586 batting average and a 1.143 slugging clip ... totaled nine home runs, 34 RBI and 25 runs scored ... closed her senior season with 299 strikeouts over 106 innings ... did not allow a single earned run over her senior campaign ... slugged nine home runs and posted a .698 batting average ... competed with PA Chaos, one of the elite club teams in the country ... chaos was ranked ninth in the country last season ... led the Chaos to the SoCal Invitational Championship and the Triple Crown Championship ... earned PGF All-Tournament Team honors earlier this year after helping the Chaos to a 12th-place finish ... last season in club competition, finished with a 25-1 record, 0.52 ERA and a .755 WHIP behind 147.0 innings pitched

PERSONAL

Full name is Madison Marie Penta ... born on Dec. 30, 2002 ... daughter of Mark and Susan Penta ... has two younger siblings, Mariah and Skylar ... her mother was a pitcher at the University of Delaware ... majoring in pre-public relations

CAREER HIGHS

Innings	10.0, vs. South Carolina (March 21, 2022)
Hits	9, vs. Alabama (March 12, 2021)
Runs	5 (4x), last at Tennessee (May 7, 2022)
Earned Runs	5, vs. Georgia (May 1, 2022)
Walks	6, at Missouri (May 11, 2022)
Strikeouts	17, vs. IUPUI (Feb. 27, 2021)
Complete games	21, last vs. Clemson (May 21, 2022)
Struck out multiple batters	55x, last at Clemson (May 21, 2022)
Struck out 10+ batters	11x, last vs. Missouri (May 11, 2022)

CAREER LOWS

Allowed one earned run or fewer	28x, last at Clemson (May 21, 2022)
Walks	0 (14x), last vs. Georgia (April 29, 2022)
Hits	0 (7x), last vs. Niagara (April 15, 2022)
Runs	0 (18x), last at Mississippi State (April 24, 2022)
Earned Runs	0 (21x), last at Mississippi State (April 23, 2022)

MINIMUM 2.0 IP

CAREER RECORD

at Jane B. Moore Field	23-9
Road	6-8
Neutral	4-2
vs. SEC	9-15





#22 JESSIE BLAINE
CATCHER | R/R | 5-10 | SOPHOMORE
WENTZVILLE, MISSOURI (ST. DOMINIC)

HONORS & AWARDS

2022 Easton/NFCA All-America Scholar-Athlete

2021-22 First-Year SEC Honor Roll

2021-22 Auburn Athletics Director Honor Roll

D1 Softball SEC Freshman of the Week (March 22, 2022)

SEC Freshman of the Week (March 22, 2022)

FRESHMAN SEASON | 2022

Appeared in 54 games, starting 53 ... started at four different positions for the Tigers with 31 starts as a designated player, 20 in right field, one at first base and one at catcher ... totaled 39 hits with 27 runs scored ... slugged five doubles, two triples and nine home runs for a .547 slugging percentage ... six of her nine home runs came in SEC play ... third on the team with 37 RBI ... team leader with 25 walks ... posted a .393 on-base percentage ... held a .340 average (18-for-53) with runners in scoring position ... tabbed D1 Softball SEC Freshman of the Week and the SEC Freshman of the Week on March 22 ... closed her debut season with the fourth most triples, the fourth most home runs, the fifth highest slugging percentage and the fifth most RBI ever recorded by an Auburn freshman ... first collegiate hit was an RBI double in Auburn's season opener versus Seton Hall (2/11) ... led Auburn at the St. Pete Clearwater Elite Invitational with a .417 (5-for-12) average at the plate ... scored a pair of runs and knocked her first collegiate home run against Texas Tech (2/17) ... recorded her first multi-hit and multi-RBI performance against Wisconsin (2/18), going 2-for-4 with two RBI and first collegiate triple ... matched her then career-best efforts in runs scored, hits and RBI with a 2-for-3 performance against Texas

A&M (3/13) ... slugged a late two-run home run against the Aggies to provide needed insurance to secure the series sweep ... down to the last out, slugged a three-run home run in the bottom of the seventh to force extra innings against South Carolina (3/19) ... knocked a three-run home run in the following game against the Gamecocks (3/20) to plate the go-ahead runs to even the series ... plated a career-high four RBI in two of the three games in the South Carolina series ... made her first appearance in the outfield as a left fielder against Alabama State (3/30) ... went 4-for-4 at the plate in game two of the Niagara doubleheader (4/15) ... scored a career high three runs at Alabama State (4/27) ... recorded her first postseason hit with a pinch-hit single against Clemson (5/21) in the Clemson Regional

HIGH SCHOOL

Ranked as the No. 14 recruit of the 2021 class by Extra Innings Softball ... completed her senior season at St. Dominic High School ... bouncing around the country as part of a military family, also competed at San Clemente High School and Quantico High School ... closed her senior season at St. Dominic with a .521 average at the plate ... recorded 37 total hits, including 13 doubles, two triples and nine home runs for a 1.140 slugging percentage... scored 40 runs and totaled 37 RBI ... drew 27 walks and struck out just once in 71 at-bats for a .657 on-base percentage ... also an all-state performer in basketball ... anchor behind the dish for the 2019 Team USA U17 National Team ... helped the team win gold at the Pan American Games ... competes for Iowa Premier Gold on the club scene ... played in the inaugural Alliance All-Star Game

BLAINE'S OVERALL CAREER STATS

YEAR	AVG	GP-GS	AB	R	H	2B	3B	HR	RBI	TB	SLG%	BB	HBP	SO	GDP	OB%	SF	SH	SB-ATT	PO	A	E	FLD%
2022	.285	54-53	137	27	39	5	2	9	37	75	.547	25	0	21	0	.393	1	1	3-5	17	0	1	.944
TOTAL	.285	54-53	137	27	39	5	2	9	37	75	.547	25	0	21	0	.393	1	1	3-5	17	0	1	.944

BLAINE'S SEC CAREER STATS

YEAR	AVG	GP-GS	AB	R	H	2B	3B	HR	RBI	TB	SLG%	BB	HBP	SO	GDP	OB%	SF	SH	SB-ATT	PO	A	E	FLD%
2022	.262	24-24	65	11	17	2	0	6	19	37	.569	14	0	16	0	.392	0	0	0-1	0	0	1	.000
TOTAL	.262	24-24	65	11	17	2	0	6	19	37	.569	14	0	16	0	.392	0	0	0-1	0	0	1	.000

PERSONAL


Born Jessie Blaine on Sept. 18, 2002 ... daughter of Brian and DJ Blaine ... has two sisters: Emma and Audrey ... her father is an active member of the United States Marine Corps ...wears No. 22 to bring awareness to 22Kill, a suicide prevention non-profit organization that predominantly focuses on preventing suicide among United States military veterans and first responders ... majoring in pre-public relations

CAREER HIGHS

AB _____ 4 (7x), last vs. Louisiana (May 21, 2022)
 Runs _____ 3, at Alabama State (April 27, 2022)
 Hits _____ 4, vs. Niagara (April 15, 2022)
 Doubles _____ 1 (5x), at Mississippi State (April 22, 2022)
 Triples _____ 1 (2x), last at Alabama State (April 27, 2022)
 Home Runs _____ 1 (9x), last at Tennessee (May 8, 2022)
 RBI _____ 4 (2x), last vs. South Carolina (March 20, 2022)
 Hit Streak _____ 4 Games, May 7, 2022 to May 21, 2022
 On-Base Streak _____ 10 Games, March 4, 2022 to March 21, 2022

MULTI-HIT / MULTI-RBI GAMES

Multi-Hit Games						Multi-RBI Games					
Year	2	3	4	5+	Total	Year	2	3	4	5+	Total
2022	8	-	1	-	9	2022	6	1	2	-	9
TOTAL	8	-	1	-	9	TOTAL	6	1	2	-	9





#25 KENADIE COOPER
OUTFIELD | R/R | 5-7 | SOPHOMORE
NEWNAN, GEORGIA (EAST COWETA)

HONORS & AWARDS

- 2022 Easton/NFCA All-America Scholar-Athlete
- 2021-22 First-Year SEC Honor Roll
- 2021-22 Auburn Athletics Director Honor Roll

FRESHMAN SEASON | 2022

Appeared in 40 games, primarily as a pinch runner ... also saw time as a reserve outfielder ... scored 14 total runs ... recorded one hits in her five at bats ... also credited with one RBI, one walk and one stolen base during the season ... was perfect defensively with five putouts ... made her collegiate debut as a pinch runner against St. John's (2/11), scoring a run ... in her first pinch-hit appearance, drew a walk against Delaware State (2/26) ... first collegiate hit was an RBI single in game one of the Niagara doubleheader (4/15)

HIGH SCHOOL

Ranked the No. 22 overall recruit and No 4 outfielder of the 2021 class by Extra Innings Softball ... held a batting average over .400 in all three of varsity seasons, including a career-high average of .556 in 2017 ... totaled 24 doubles, eight triples, six home runs and 36 steals to earn All-State honors last season ... led East Coweta to the 2017, 2018 and 2020 Georgia 7A State Championship ... East Coweta finished the 2019 GHSA State Tournament in the Elite Eight ... 2017 and 2018 High School Softball National Champion ... a two-time First Team All-Region selection ... 2018 All-County Team ... 2018 and 2019 Georgia 7A All-State selection ... GHSA Junior All Star Game invitee ... member of the National Honor Society, BETA Club and the Fellowship of Christian Athletes ... academically ranked in the top six percent of her class ... competes for East Cobb Bullets club team... won multiple national championships on

the club scene, including the 2019 Triple Crown National Championship and the 2016 ASA National Championship ... held a batting average above .400 over her last three club seasons

PERSONAL

Born Kenadie Christina Cooper on July 29, 2003, in LaGrange, Ga. ... daughter of Landra and Cory Cooper ... her mother, Landra, graduated from Auburn in 1998 ... her uncle Greg Duffey also attended Auburn ... her father, Cory, played football at Jacksonville State from 1989 to 1991 ... majoring in hospitality management - hotel and restaurant management

CAREER HIGHS

- AB _____ 2, at Mississippi State (April 23, 2022)
- Runs _____ 1 (14x), last vs. Chattanooga (April 20, 2022)
- Hits _____ 1, vs. Niagara (April 15, 2022)
- Doubles _____
- Triples _____
- Home Runs _____
- RBI _____ 1, vs. Niagara (April 15, 2022)
- Hit Streak _____
- On-Base Streak _____

MULTI-HIT / MULTI-RBI GAMES

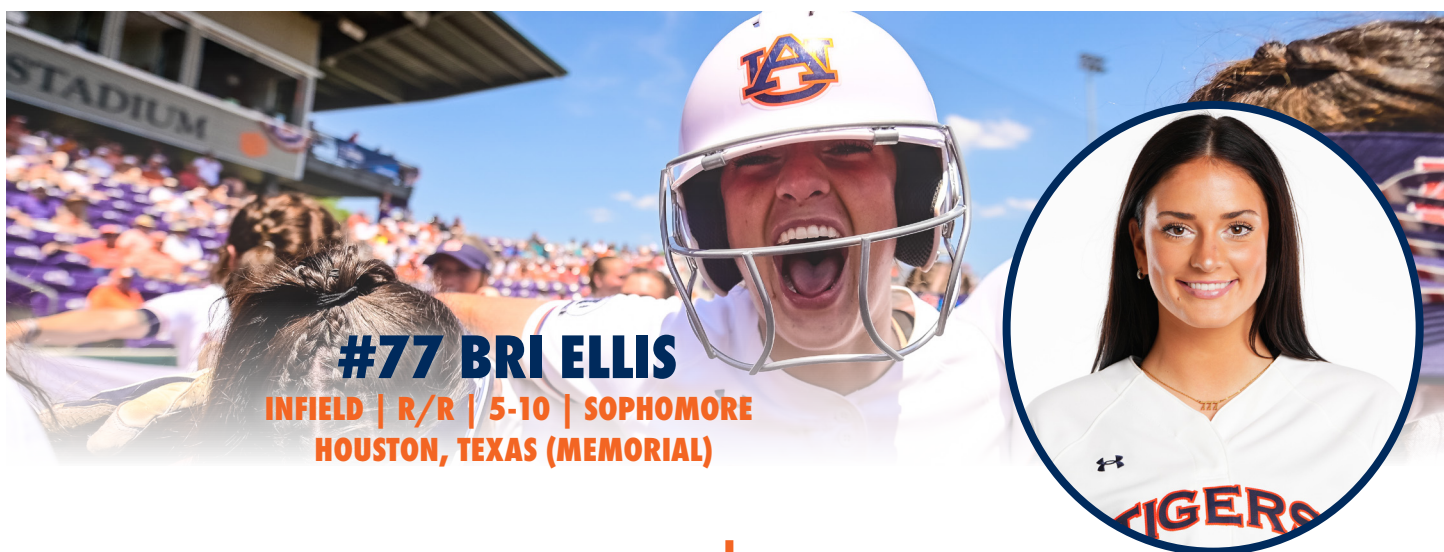
Year	Multi-Hit Games					Total	Year	Multi-RBI Games					Total
	2	3	4	5+	Year			2	3	4	5+		
2022	-	-	-	-	-	-	2022	-	-	-	-	-	
TOTAL	-	-	-	-	-	-	TOTAL	-	-	-	-	-	

COOPER'S OVERALL CAREER STATS

YEAR	AVG	GP-GS	AB	R	H	2B	3B	HR	RBI	TB	SLG%	BB	HBP	SO	GDP	OB%	SF	SH	SB-ATT	PO	A	E	FLD%
2022	.200	40-0	5	14	1	0	0	0	1	1	.200	1	0	3	0	.333	0	0	1-2	5	0	0	1.000
TOTAL	.200	40-0	5	14	1	0	0	0	1	1	.200	1	0	3	0	.333	0	0	1-2	5	0	0	1.000

COOPER'S SEC CAREER STATS

YEAR	AVG	GP-GS	AB	R	H	2B	3B	HR	RBI	TB	SLG%	BB	HBP	SO	GDP	OB%	SF	SH	SB-ATT	PO	A	E	FLD%
2022	.000	19-0	3	3	0	0	0	0	0	0	.000	0	0	3	0	.000	0	0	0-0	5	0	0	1.000
TOTAL	.000	19-0	3	3	0	0	0	0	0	0	.000	0	0	3	0	.000	0	0	0-0	5	0	0	1.000



#77 BRI ELLIS

INFIELD | R/R | 5-10 | SOPHOMORE
HOUSTON, TEXAS (MEMORIAL)

HONORS & AWARDS

- 2022 Extra Innings Softball All-Freshman Team
- 2022 Schutt Sports/NFCA Division I National Freshman of the Year finalist [Top 10]
- 2022 SEC Freshman of the Year
- 2022 All-SEC Second Team
- D1 Softball SEC Freshman of the Week (April 19, 2022)
- SEC Freshman of the Week (May 3, 2022)
- SEC Freshman of the Week (April 19, 2022)
- 2021-22 First-Year SEC Honor Roll
- 2021-22 Auburn Athletics Director Honor Roll

FRESHMAN SEASON | 2022

Appeared in 56 games, earning 55 starts at first base ... was a staple in the clean-up spot in batting order ... held a .302 average behind 45 hits, tied for the second most on the team ... scored 32 runs, also tied for the second most by a Tiger this season ... shattered the program's freshman home run record with 20 ... just the second freshman in school history to slug at least 10 home runs ... ended the season tied for the second most home runs in a single season at Auburn ... her home run total ranked third in the SEC and 13th nationally ... ranked third in the conference with a 0.36 home runs per game average ... added eight doubles and a triple for a .772 slugging percentage ... her slugging percentage was the second highest ever recorded by an Auburn freshman and ranked sixth overall in the program's single-season history ... ranked seventh in the conference in slugging percentage ... recorded 115 total bases, the 13th most in the SEC and the second most totaled by an Auburn freshman in school history ... team leader with 49

RBI, the second most ever recorded by an Auburn freshman ... led the team with 15 multi-RBI games ... averaged 0.88 runs batted in per game, ranking 12th in the SEC ... reached base in a team-leading 20 consecutive games ... held a .378 on-base percentage with help of 13 walks and seven hit by pitches ... held a .356 average at the plate with runners in scoring position ... led the team with 16 two-out RBI ... ranked 14th in the conference with three sacrifice flies ... committed just three errors at first base with 251 putouts and 11 assists for a .989 fielding percentage ... was a top 10 finalist for Schutt Sports/NFCA Division I National Freshman of the Year ... selected SEC Freshman of the Year, joining Sara Dean (Co-SEC Freshman of the Year in 2002) as the only two Tigers to ever win the award and is the first to win it outright ... also tabbed to the All-SEC Second Team ... earned SEC Freshman of the Week honors twice ... tabbed D1 Softball SEC Freshman of the Week (4/19) ... first collegiate home run came in a pinch-hit appearance versus St. John's (2/12), walking off a run-rule victory for the Tigers ... recorded her first multi-hit performance, going 2-for-2 with a home run and two RBI versus UMass Lowell (2/13) ... set a career high in RBI behind a three-run home run versus Texas Tech (2/17) ... matched her RBI effort with a 2-for-3 performance against No. 11 Texas (2/18), slugging a three-run home run in the first inning ... matched her career best efforts in both hits and RBI after going 2-for-3 with three RBI and a home run in the series finale against Texas A&M (3/13) ... turned in her first multi-home run game of her career with two solo blasts at No. 8 Kentucky (3/27) ... knocked three hits, including a solo home run, with three RBI at Mercer (4/13) ... knocked an RBI double in the sixth inning against No. 15 Georgia (4/30), helping Auburn to its come-from-behind victory to claim the series ... went 2-for-3 with three RBI with help of two home runs against Louisiana (5/20) at the Clemson Regional to surpass All-American Kasey

ELLIS'S OVERALL CAREER STATS

YEAR	AVG	GP-GS	AB	R	H	2B	3B	HR	RBI	TB	SLG%	BB	HBP	SO	GDP	OB%	SF	SH	SB-ATT	PO	A	E	FLD%
2022	.302	56-55	149	32	45	8	1	20	49	115	.772	13	7	23	0	.378	3	0	2-2	251	11	3	.989
TOTAL	.302	56-55	149	32	45	8	1	20	49	115	.772	13	7	23	0	.378	3	0	2-2	251	11	3	.989

ELLIS'S SEC CAREER STATS

YEAR	AVG	GP-GS	AB	R	H	2B	3B	HR	RBI	TB	SLG%	BB	HBP	SO	GDP	OB%	SF	SH	SB-ATT	PO	A	E	FLD%
2022	.288	24-24	66	11	19	3	0	8	17	46	.697	9	5	9	0	.413	0	0	0-0	149	8	3	.981
TOTAL	.288	24-24	66	11	19	3	0	8	17	46	.697	9	5	9	0	.413	0	0	0-0	149	8	3	.981



Cooper for the program’s freshman record ... became the first player in program history to record multiple home runs in a NCAA Regional game

HIGH SCHOOL

Ranked the No. 20 recruit of the 2021 signing class by Extra Innings Softball ... holds a career .421 batting average with 80 hits, 99 RBI and 104 runs scored in her three seasons at Memorial High School ... has slugged 31 career home runs with 25 doubles and two triples for a 1.036 slugging clip ... slugged 13 home runs as a freshmen en route to a .392 batting average ... held a .515 on-base percentage and a 1.000 slugging percentage as a freshman ... added 37 RBI ... tabbed 15-6A All-District Newcomer of the Year and Memorial High School’s Most Valuable Player and Offensive Player of the Year ... nominated as North Houston Softball Player of the Year ... Slugged 12 homers as a sophomore to record a 1.049 slugging clip coupled with a .612 on-base percentage ... closed her sophomore season with 45 RBI and a .415 batting average ... selected 17-6A First Team All-District ... voted sixth place for Vype Magazine Softball Player of the Year ... in her shortened junior season, knocked nine home runs and totaled 20 RBI in just 14 games ... closed the season with a .457 batting average ... added a .623 on-base percentage and a 1.171 slugging clip ... named Vype Magazine’s Preseason Player of the Year ... member of the National Science Honor Society ... 17-6A Academic All-District and 15-6A Academic All-District selection ... competed for Impact Gold club team ... over the 2020 summer season, recorded 13 home runs, 52 RBI with a .476 batting average and .818 slugging clip ... named to the 2020 Extra Innings Softball All-Summer Team ... 2020 Sparklers/Fireworks Texas Region 18U Champion ... competed in the inaugural Alliance All-Star Game and was named Player of the Game after going 2-for-2 with a double home run, five RBI and two runs scored

PERSONAL

Born Brianna Grace Ellis on Jan. 7, 2003 ... daughter of Ron and Molly Ellis ... has one sister: Emily ... father, Ron, played football at Rice ... majoring in pre-mechanical engineering

CAREER HIGHS

AB	4 (3x), last at Mercer (April 13, 2022)
Runs	2 (5x), last vs. Louisiana (May 20, 2022)
Hits	3, at Mercer (April 13, 2022)
Doubles	1 (8x), last at Tennessee (May 8, 2022)
Triples	1, at Alabama State (April 27, 2022)
Home Runs	2, vs. Louisiana (May 20, 2022)
RBI	3 (6x), last vs. Louisiana (May 20, 2022)
Hit Streak	7 Games, Feb. 11, 2022 to Feb. 18, 2022
On-Base Streak	20 Games, April 9, 2022 to May 21, 2022

MULTI-HIT / MULTI-RBI GAMES

Multi-Hit Games						Multi-RBI Games					
Year	2	3	4	5+	Total	Year	2	3	4	5+	Total
2022	8	1	-	-	9	2022	9	6	-	-	15
TOTAL	8	1	-	-	9	TOTAL	9	6	-	-	15





#11 AUBRIE LISENBY

CATCHER/INFIELD | R/R | 5-7 | SOPHOMORE
HUNTSVILLE, ALABAMA (BOB JONES)



HONORS & AWARDS

2022 Easton/NFCA All-America Scholar-Athlete

2021-22 First-Year SEC Honor Roll

2021-22 Auburn Athletics Director Honor Roll

FRESHMAN SEASON | 2022

Appeared in 50 games, earning 40 starts ... made 27 starts behind the dish and added 13 as a designated player ... totaled 28 hits for a .269 average at the plate ... slugged six doubles and a pair of home runs ... drove in 18 runs ... drew 13 walks aiding to her .353 on-base percentage ... scored 14 runs ... went 10-for-29 with runners in scoring position for a .345 average ... committed just one error in 227 chances to hold a .996 fielding percentage, the third highest mark recorded in a single season ... made a diving catch in foul territory behind the plate against No. 11 Texas (2/18) and landed as the No. 3 play on SportsCenter's Top 10 ... knocked her first collegiate home run with a solo shot versus North Carolina A&T (3/4) ... turned in her first multi-hit performance in SEC action, going 2-for-3 with an RBI at No. 8 Kentucky (3/27) ... shattered her career highs in runs scored (3), hits (4) and RBI (4) with a tremendous day at the plate in game two of the Niagara (4/15) doubleheader

HIGH SCHOOL

The top-ranked recruit of the 2021 class from the state of Alabama, according to Extra Innings Softball ... also ranked the seventh-best recruit in the country and the third-best catcher by Extra Innings Softball ... a five-year varsity starter ... enters her senior season tied for the most home runs in Bob Jones High School history ... a five-time all-state catcher (three at Bob Jones, two at Randolph High School) ... reliable behind the plate with only two errors over the 2019 season for a .993 fielding percentage ... voted to the Alabama North/South All-Star Team ... closed her COVID-shortened junior season with the most home runs to at-bat ratio in the country with nine homers in 40 at-bats ... led Bob Jones in slugging percentage (1.071) and RBI (20) last season ... member of the Junior National Honor Society

and the National Honor Society ... been a member of the Birmingham Thunderbolts organization since 2010 ... helped the Bolts win the USA 18U Gold Nationals, the only Bolts' team to win a national championship at that age division ... first premier team to win Atlanta Legacy Showcase Tournament, one of the top three tournaments in the country

PERSONAL

Born Aubrie Kayla Lisenby on Nov. 21, 2002, in Raleigh, N.C. ... daughter of Mike and Monica Lisenby ... Her father graduated from Auburn in 1999 ... named after Auburn mascot Aubie ... has a brother: Austin ... her aunt Shelley Fielder played basketball for Abilene Christian while her uncle Jaf Fielder played football at Abilene Christian ... niece Jordan Fielder played softball for Ouachita Baptist ... major is undeclared (science and math)

CAREER HIGHS

AB	4 (4x), last vs. Georgia (April 30, 2022)
Runs	3, vs. Niagara (April 15, 2022)
Hits	4, vs. Niagara (April 15, 2022)
Doubles	2, vs. Seton Hall (Feb. 12, 2022)
Triples	
Home Runs	1 (2x), last vs. Niagara (April 15, 2022)
RBI	4, vs. Niagara (April 15, 2022)
Hit Streak	4 Games, April 24, 2022 to April 30, 2022
On-Base Streak	8 Games, April 8, 2022 to April 20, 2022

MULTI-HIT / MULTI-RBI GAMES

Year	Multi-Hit Games					Year	Multi-RBI Games				
	2	3	4	5+	Total		2	3	4	5+	Total
2022	1	1	1	-	3	2022	3	-	1	-	4
TOTAL	1	1	1	-	3	TOTAL	3	-	1	-	4

LISENBY'S OVERALL CAREER STATS

YEAR	AVG	GP-GS	AB	R	H	2B	3B	HR	RBI	TB	SLG%	BB	HBP	SO	GDP	OB%	SF	SH	SB-ATT	PO	A	E	FLD%
2022	.269	50-40	104	14	28	6	0	2	18	40	.385	13	1	13	1	.353	1	1	1-1	212	14	1	.996
TOTAL	.269	50-40	104	14	28	6	0	2	18	40	.385	13	1	13	1	.353	1	1	1-1	212	14	1	.996

LISENBY'S SEC CAREER STATS

YEAR	AVG	GP-GS	AB	R	H	2B	3B	HR	RBI	TB	SLG%	BB	HBP	SO	GDP	OB%	SF	SH	SB-ATT	PO	A	E	FLD%
2022	.208	21-7	48	5	10	2	0	0	5	12	.250	6	1	7	0	.309	0	0	0-0	75	4	1	.988
TOTAL	.208	21-7	48	5	10	2	0	0	5	12	.250	6	1	7	0	.309	0	0	0-0	75	4	1	.988



#18 RILEY MCNEMAR
INFIELD | R/R | 5-5 | SOPHOMORE
GALENA, KANSAS (GALENA)

HONORS & AWARDS

- 2022 Easton/NFCA All-America Scholar-Athlete
- 2021-22 First-Year SEC Honor Roll
- 2021-22 Auburn Athletics Director Honor Roll

FRESHMAN SEASON | 2022

Appeared in 25 games in her debut season, earning a pair of starts at third base ... primarily saw action as a pinch hitter and a reserve infielder, seeing time at both second and third base ... totaled six hits in 19 at bats for a .316 average ... knocked two doubles and a home run for a .579 slugging clip ... scored six runs and added five RBI ... added a .350 on-base percentage ... committed just one error in her 10 fielding chances ... made her collegiate debut coming off the bench to play second against St. John's (2/11) ... slugged a one-run double versus UMass Lowell (2/13) to walk off Auburn's run-rule victory ... knocked a two-run double in a pinch-hit appearance versus Chattanooga (3/6) for her first multi-RBI game ... knocked a two-run, pinch-hit home run at No. 10 Arkansas (4/10), the first home of her career, in front of a large group of family and friends that made the trek from Galena, Kansas ... earned a pair of starts at third base during the Mississippi State (4/23 - 4/24) series, the firsts of her career

HIGH SCHOOL

Earned first team and second team All-State honors for Galena High School ... selected first team All-Conference in back-to-back seasons ... junior season was canceled due to COVID-19 pandemic ... held a .534 batting average over the 2019 campaign ... closed the 2018 season with a .506 average at the plate ... member of the National Honor Society, Spanish Club and Family Career and Community Leaders of America ... is a National Greenbush Leadership Academy graduate

... staple on the Galena Honor Roll ... served as the Student Council President ... participated in the Connect Mentorship Program ... competes for Aces Fastpitch club team ... over her club career held a .469 average ... named Aces Defensive Player of the Year in 2018

PERSONAL

Born Riley Breann McNemar on Sept. 15, 2002, in Joplin, Mo. daughter of Rebecca and Mark McNemar ... has three siblings: Makayla, Blayze and Brodie ... has a black belt in Taekwondo and is trained in multiple forms of martial arts ... majoring in exercise science

CAREER HIGHS

AB	2 (2x), last at Mississippi State (April 24, 2022)
Runs	1 (7x), last at Mississippi State (April 24, 2022)
Hits	1 (6x), last vs. Georgia (April 29, 2022)
Doubles	1 (2x), last vs. Chattanooga (March 6, 2022)
Triples	
Home Runs	1, vs. Arkansas (April 10, 2022)
RBI	2 (2x), last at Arkansas (April 10, 2022)
Hit Streak	
On-Base Streak	2 Games, April 15, 2022 to April 20, 2022

MULTI-HIT / MULTI-RBI GAMES

Year	Multi-Hit Games					Total	Year	Multi-RBI Games					Total
	2	3	4	5+	2			3	4	5+			
2022	-	-	-	-	-	-	2022	2	-	-	-	-	2
TOTAL	-	-	-	-	-	-	TOTAL	2	-	-	-	-	2

MCNEMAR'S OVERALL CAREER STATS

YEAR	AVG	GP-GS	AB	R	H	2B	3B	HR	RBI	TB	SLG%	BB	HBP	SO	GDP	OB%	SF	SH	SB-ATT	PO	A	E	FLD%
2022	.316	25-2	19	6	6	2	0	1	5	11	.579	1	0	7	1	.350	0	1	0-0	6	3	1	.900
TOTAL	.316	25-2	19	6	6	2	0	1	5	11	.579	1	0	7	1	.350	0	1	0-0	6	3	1	.900

MCNEMAR'S SEC CAREER STATS

YEAR	AVG	GP-GS	AB	R	H	2B	3B	HR	RBI	TB	SLG%	BB	HBP	SO	GDP	OB%	SF	SH	SB-ATT	PO	A	E	FLD%
2022	.200	11-2	10	2	2	0	0	1	2	5	.500	0	0	5	1	.200	0	1	0-0	1	3	1	.800
TOTAL	.200	11-2	10	2	2	0	0	1	2	5	.500	0	0	5	1	.200	0	1	0-0	1	3	1	.800



#13 NELIA PERALTA

INFIELD | R/R | 5-6 | SOPHOMORE
WELLINGTON, FLORIDA (WELLINGTON)



HONORS & AWARDS

2022 Easton/NFCA All-America Scholar-Athlete

2022 Jane B. Moore Memorial All-Tournament Team

2022 Plainsman Invite All-Tournament Team

2021-22 First-Year SEC Honor Roll

FRESHMAN SEASON | 2022

Appeared in 53 games, earning 52 starts ... started 46 games at shortstop and six at third base ... was a staple batting third in the Tiger lineup, closing the season with a .313 average ... finished tied for second on the team with 45 hits and was tied for the team lead with 11 multi-hit games ... scored 24 runs ... tied for the SEC lead in doubles with four additional student-athletes, totaling 15 her debut season ... finished second in the league with a 0.28 doubles per game average ... her 15 doubles were the third most ever recorded by a Tiger freshman ... added one triple and 10 home runs for a .639 slugging percentage, the second highest mark among Auburn starters ... just the third freshman in program history to record at least 10 home runs in a season ... recorded the third highest slugging percentage by a freshman in school history ... finished second on the team with 42 RBI ... totaled 11 multi-RBI games ... finished with the third highest RBI total recorded by a freshman in school history ... one of Tigers to record at least 20 walks the season, ending the year with 21 ... added a .394 on-base percentage ... turned seven double plays on defense ... finished second on the team with four sacrifice flies, tied for the fifth most in the SEC ... tied for fifth in Auburn single-season history for sacrifice flies ... named to the Plainsman Invite and Jane B. Moore Memorial All-Tournament Teams ... in her collegiate debut, went 2-for-4 at the plate with a home run, four RBI and two runs scored versus Seton Hall (2/11) ... drove in the go-ahead run with an RBI single in the third inning during Auburn's come-from-behind victory over Seton

Hall (2/12) ... knocked her first collegiate double versus No. 3 UCLA (2/19) ... her first collegiate triple came against Toledo (3/4) during a 2-for-3 performance ... went 2-for-4 with a pair of doubles against Texas A&M (3/11) ... knocked a pair of doubles at No. 8 Kentucky (3/25) ... turned in a three-hit performance with a double and two home runs, including the walk-off blast, in the series-clinching win over South Carolina (3/21) ... was a perfect 3-for-3 at the plate with two doubles and a home run at Mississippi State (4/24) ... drove in the game-winning run off a sacrifice fly to clinch the series win over No. 15 Georgia (4/30) ... turned in a multi-hit effort at the Clemson Regional, going 2-for-3 with a double and an RBI against Louisiana (5/21)

HIGH SCHOOL

Ranked the No. 6 recruit of the 2021 class by Extra Innings Softball ... held a .537 average at the plate with three doubles, two triples, three home runs, 17 runs scored and 16 RBI as a senior ... tabbed 2019 Florida 8A All-State honoree after holding a .461 batting average with 22 RBI, 35 hits, five home runs and 12 walks as a junior ... posted a .522 on-base percentage coupled with a .828 slugging clip and 1.351 OPS ... earned 2019 All-County 8A Palm Beach County honors ... member of the Science National Honors Society and the Spanish Honors Society ... competed with the Birmingham Thunderbolts club organization ... over the Atlanta Legacy tournament, held a .656 average with three homers and 18 RBI ... posted a .458 average with three home runs, 13 RBI and an .808 on-base percentage at USA Gold Nationals ... closed the 2020 summer season with a .371 average with seven home runs and 38 RBI ... added a .453 on-base percentage and .691 slugging clip ... selected to the 2021 PGF All-American Game ... earned Most Valuable Player honors at the PGF All-American Game after going 1-for-2 with a two-run double and a walk

PERALTA'S OVERALL CAREER STATS

YEAR	AVG	GP-GS	AB	R	H	2B	3B	HR	RBI	TB	SLG%	BB	HBP	SO	GDP	OB%	SF	SH	SB-ATT	PO	A	E	FLD%
2022	.313	53-52	144	24	45	15	1	10	42	92	.639	21	1	22	3	.394	4	1	1-1	49	76	19	.868
TOTAL	.313	53-52	144	24	45	15	1	10	42	92	.639	21	1	22	3	.394	4	1	1-1	49	76	19	.868

PERALTA'S SEC CAREER STATS

YEAR	AVG	GP-GS	AB	R	H	2B	3B	HR	RBI	TB	SLG%	BB	HBP	SO	GDP	OB%	SF	SH	SB-ATT	PO	A	E	FLD%
2022	.268	24-24	71	10	19	10	0	5	16	44	.620	9	1	13	2	.349	2	0	0-0	27	49	12	.864
TOTAL	.268	24-24	71	10	19	10	0	5	16	44	.620	9	1	13	2	.349	2	0	0-0	27	49	12	.864



PERSONAL

Born Nelia Peralta on Oct. 4, 2002 ... daughter of Carlos and Nelly Peralta ... has two sisters: Carlina and Isabela ... majoring in exercise science

CAREER HIGHS

AB _____ 5, at South Carolina (March 21, 2022)
 Runs _____ 2 (3x), last vs. South Carolina (March 21, 2022)
 Hits _____ 3 (2x), last at Mississippi State (April 24, 2022)
 Doubles _____ 2 (3x), last at Mississippi State (April 24, 2022)
 Triples _____ 1, vs. Toledo (March 4, 2022)
 Home Runs _____ 2, vs. South Carolina (March 21, 2022)
 RBI _____ 4, Seton Hall (Feb. 11, 2022)
 Hit Streak _____ 4 Games, Feb. 12, 2022 to Feb. 18, 2022
 On-Base Streak _____ 12 Games, Feb. 19, 2022 to March 5, 2022

MULTI-HIT / MULTI-RBI GAMES

Multi-Hit Games						Multi-RBI Games					
Year	2	3	4	5+	Total	Year	2	3	4	5+	Total
2022	9	2	-	-	11	2022	8	2	1	-	11
TOTAL	9	2	-	-	11	TOTAL	8	2	1	-	11





#99 ROSE ROACH

INFIELD | L/R | 5-6 | SOPHOMORE
ELBURN, ILLINOIS (KANELAND)

HONORS & AWARDS

2022 Jane B. Moore Memorial All-Tournament Team

FRESHMAN SEASON | 2022

Appeared in 35 contests, earning 11 starts at shortstop ... also saw time off the bench at third base and in the outfield ... held a .271 average at the plate with 13 hits in 48 at bats ... scored 12 runs for the Tigers ... slugged a pair of doubles to help drive in five runs ... named to the Jane B. Moore Memorial All-Tournament Team ... first collegiate hit was an RBI double against Syracuse (2/27) ... turned in her first multi-hit and multi-RBI game against North Carolina A&T (3/5), after going 2-for-2 with two RBI and a stolen base ... scored a career high two runs versus Chattanooga (3/6) ... earned her first collegiate start at shortstop against South Carolina (3/20) ... knocked a pair of infield singles at Mercer (4/13)

HIGH SCHOOL

Tabbed the No. 32 recruit of the 2021 signing class by Extra Innings Softball ... selected to the 2019 Extra Innings Softball 16U All-Summer Team ... 2018 First Team All-State selection ... 2019 Daily Chronicle Player of the Year ... closed the 2019 season with a .537 average with eight home runs, 47 RBI and 44 runs scored ... also competes for Tennessee Mojo club team

PERSONAL

Born Rose Victoria Roach on Feb. 7, 2003 ... daughter of Joan and Jason Roach ... has three sisters: Lexi, Kiley and Hailey ... majoring in fitness, conditioning and performance

CAREER HIGHS

AB	4 (3x), last at Kentucky (March 26, 2022)
Runs	2 (2x), last vs. South Carolina (March 19, 2022)
Hits	2 (2x), last at Mercer (April 13, 2022)
Doubles	1 (2x), last vs. Toledo (March 5, 2022)
Triples	
Home Runs	
RBI	2, North Carolina A&T (March 5, 2022)
Hit Streak	3 Games, March 5, 2022 to March 6, 2022
On-Base Streak	3 Games, March 5, 2022 to March 6, 2022

MULTI-HIT / MULTI-RBI GAMES

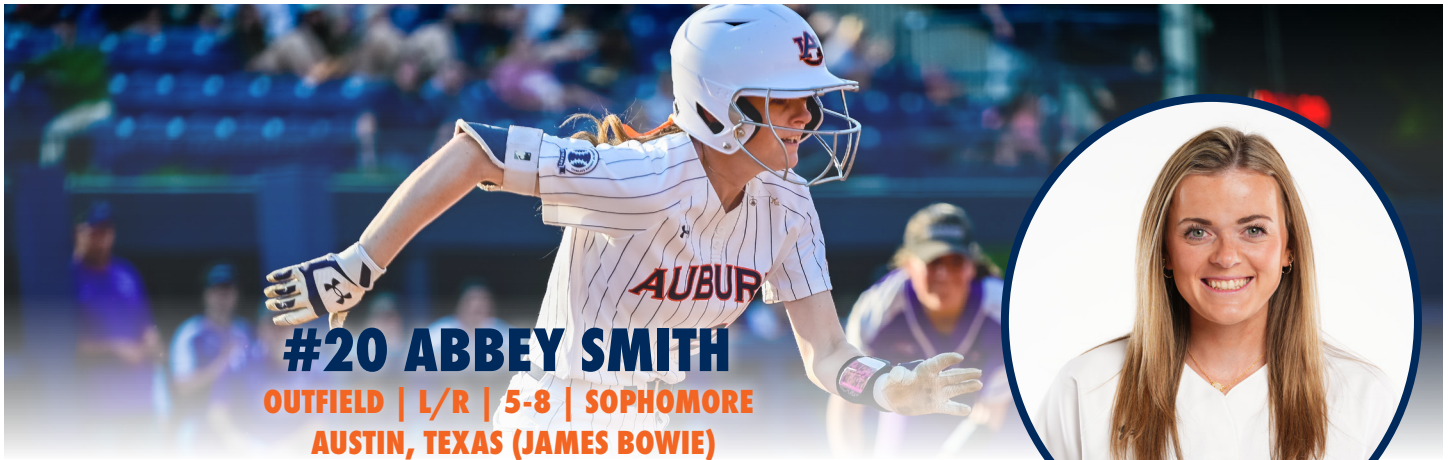
Year	Multi-Hit Games					Total	Year	Multi-RBI Games					Total
	2	3	4	5+	2022			2	3	4	5+		
2022	2	-	-	-	2	2022	1	-	-	-	1		
TOTAL	2	-	-	-	2	TOTAL	1	-	-	-	1		

ROACH'S OVERALL CAREER STATS

YEAR	AVG	GP-GS	AB	R	H	2B	3B	HR	RBI	TB	SLG%	BB	HBP	SO	GDP	OB%	SF	SH	SB-ATT	PO	A	E	FLD%
2022	.271	35-11	48	12	13	2	0	0	5	15	.313	1	1	5	0	.300	0	0	2-3	17	22	5	.886
TOTAL	.271	35-11	48	12	13	2	0	0	5	15	.313	1	1	5	0	.300	0	0	2-3	17	22	5	.886

LISENBY'S SEC CAREER STATS

YEAR	AVG	GP-GS	AB	R	H	2B	3B	HR	RBI	TB	SLG%	BB	HBP	SO	GDP	OB%	SF	SH	SB-ATT	PO	A	E	FLD%
2022	.174	15-5	23	6	4	0	0	0	0	4	.174	1	0	2	0	.208	0	0	1-1	9	12	2	.913
TOTAL	.174	15-5	23	6	4	0	0	0	0	4	.174	1	0	2	0	.208	0	0	1-1	9	12	2	.913



#20 ABBEY SMITH

OUTFIELD | L/R | 5-8 | SOPHOMORE
AUSTIN, TEXAS (JAMES BOWIE)

HONORS & AWARDS

- 2022 Easton/NFCA All-America Scholar-Athlete
- 2021-22 First-Year SEC Honor Roll
- 2021-22 Auburn Athletics Director Honor Roll

FRESHMAN SEASON | 2022

Appeared in 38 games, making five starts in the outfield for the Tigers ... one of Auburn's primary pinch runners throughout the season ... totaled five hits over 16 at bats for a .313 average ... scored a total of 16 runs ... also drew three walks to hold a .421 on-base percentage ... perfect defensively with four putouts ... tied for second on the team with 10 stolen bases on 13 attempts ... scored a pair of runs and recorded the first hit of her career against St. John's (2/11) ... stole the first base of her career as a pinch runner versus Texas Tech (2/17) ... set a season high with a pair of steals at Georgia State (3/2) ... made her first collegiate start at No. 10 Arkansas (4/19) ... suffered a shoulder injury diving after a fly ball during game two of the Niagara (4/15) doubleheader ... returned from injury as a pinch runner against No. 24 Missouri at the SEC Tournament (5/11)

HIGH SCHOOL

Ranked as the No. 39 recruit of the 2021 signing class by Extra Innings Softball ... named a two-time Bowie High School's Most Valuable Player ... a two-time Austin ISD Top Performer ... a two-time First Team All-District 6A selection ... a two-time 6A District All-Academic Team member ... a two-time All-CenTex Team honoree ... held a .575 batting average and .609 on-base percentage as a freshman at James Bowie High School ... was a perfect 23-for-23 in stolen base attempts ... closed her freshman campaign with a .947 fielding percentage ... 6A District Newcomer of the Year ... named All-State 6A by Texas Girls Coaches Association and Texas Sports Writers Association ... followed up with a strong sophomore performance with a .574 average and .630 on-base percentage ... posted a .969 fielding percentage ... was perfect on the base paths with 25 steals ... 6A District Offensive Player of the Year as sophomore ... added 6A All-State honors by TGCA ... selected a First Team All-

American by Extra Innings Softball ... over her shortened junior season, held a .584 batting average, .653 on-base percentage and turned in a perfect fielding percentage ... also went 19-for-19 in steal attempts ... competed in volleyball and track, winning multiple district championships in each ... leader of the Fellowship of Christian Athletes ... serves as a class officer ... member of the Student Leadership and National Honor Society ... competes for Tennessee Mojo club team ... won the 2020 USA Softball Junior Olympic Cup Championship ... closed the 2020 season leading the team in batting average (.464), on-base percentage (.562), hits (58) and steals (43)

PERSONAL

Born Abbey Michelle Smith on April 24, 2003 ... daughter of Amanda and Michael Smith ... has six siblings: Zachary, Andrew, Josh, Amanda, Kimberly and Mike ... majoring in exercise science

CAREER HIGHS

AB	3 (2x), last vs. Niagara (April 15, 2022)
Runs	2 (2x), last at Mercer (April 13, 2022)
Hits	1 (5x), last vs. Niagara (April 15, 2022)
Doubles	
Triples	
Home Runs	
RBI	
Hit Streak	3 Games, April 13, 2022 to April 15, 2022
On-Base Streak	3 Games, April 13, 2022 to April 15, 2022

MULTI-HIT / MULTI-RBI GAMES

Year	Multi-Hit Games					Total	Year	Multi-RBI Games					Total
	2	3	4	5+	2			3	4	5+			
2022	-	-	-	-	-	-	2022	-	-	-	-	-	
TOTAL	-	-	-	-	-	-	TOTAL	-	-	-	-	-	

SMITH'S OVERALL CAREER STATS

YEAR	AVG	GP-GS	AB	R	H	2B	3B	HR	RBI	TB	SLG%	BB	HBP	SO	GDP	OB%	SF	SH	SB-ATT	PO	A	E	FLD%
2022	.313	38-5	16	16	5	0	0	0	0	5	.313	3	0	6	0	.421	0	0	10-13	4	0	0	1.000
TOTAL	.313	38-5	16	16	5	0	0	0	0	5	.313	3	0	6	0	.421	0	0	10-13	4	0	0	1.000

SMITH'S SEC CAREER STATS

YEAR	AVG	GP-GS	AB	R	H	2B	3B	HR	RBI	TB	SLG%	BB	HBP	SO	GDP	OB%	SF	SH	SB-ATT	PO	A	E	FLD%
2022	.500	13-1	2	2	1	0	0	0	0	1	.500	2	0	1	0	.750	0	0	2-3	1	0	0	1.000
TOTAL	.500	13-1	2	2	1	0	0	0	0	1	.500	2	0	1	0	.750	0	0	2-3	1	0	0	1.000



#3 ICESS TRESVIK

UTILITY | L/R | 5-9 | SOPHOMORE

WILMINGTON, NORTH CAROLINA (NORTH CAROLINA A&T)



AT NORTH CAROLINA A&T | 2022

Started 44 contests for the Aggies ... led the team with a .323 average and 40 hits ... scored 22 runs ... totaled three doubles and a team-leading 10 home runs for a .589 slugging percentage, tops in the clubhouse ... only Aggies to record 30 or more RBI, ending the season with 31 ... turned in a .351 on-base percentage ... finished 8-for-10 in stolen base attempts ... ranked fourth in the Big South in home runs, sixth in slugging and ninth in RBI ... first Aggie in 15 years to record at least 10 home runs and 30 RBI in the same season ... made nine appearances in the circle with eight starts ... posted a 3-5 record ... tossed 35.2 innings, striking out 52 ... held opponents to a .226 batting average ... named to Big South All-Freshman Team ... also named Big South All-Conference Second Team

HIGH SCHOOL

Prepped at Hoggard High School ... led the program to the Class 4A State Championship

MULTI-HIT / MULTI-RBI GAMES

Year	Multi-Hit Games					Total	Year	Multi-RBI Games					Total
	2	3	4	5+	2			3	4	5+			
2022	9	1	-	-	10	2022	7	1	-	1	9		
TOTAL	9	1	-	-	10	TOTAL	7	1	-	1	9		

PITCHING CAREER RECORD

at Jane B. Moore Field	0-2
Road	0-5
Neutral	0-0
vs. SEC	0-2

CAREER HIGHS

AB	5, Fairleigh Dickinson (Feb. 18, 2022)
Runs	3, at Winthrop (March 11, 2022)
Hits	3, vs. Toledo (March 6, 2022)
Doubles	1 (3x), last vs. Gardner-Webb (March 19, 2022)
Triples	
Home Runs	2, vs. Chattanooga (March 4, 2022)
RBI	5, vs. Chattanooga (March 4, 2022)
Hit Streak	6 Games, March 5, 2022 to March 19, 2022
On-Base Streak	6 Games, March 5, 2022 to March 19, 2022
Innings	7.0 (3x), last vs. Gardner-Webb (March 20, 2022)
Hits	7, at Winthrop (March 11, 2022)
Runs	10, at Winthrop (March 11, 2022)
Earned Runs	5 (2x), last at Winthrop (March 13, 2022)
Walks	5 (2x), last vs. Gardner-Webb (March 19, 2022)
Strikeouts	13, vs. Gardner-Webb (March 19, 2022)
Complete games	3, last Gardner-Webb (March 20, 2022)
Struck out multiple batters	7x, last at Longwood (March 26, 2022)
Struck out 10+ batters	3x, last vs. Gardner-Webb (March 20, 2022)

PITCHING CAREER LOWS

Allowed one earned run or fewer	2x, last vs. Gardner-Webb (March 19, 2022)
Walks	3 (2x), last at Winthrop (March 13, 2022)
Hits	1, Gardner-Webb (March 19, 2022)
Runs	1 (2x), last vs. Gardner-Webb (March 19, 2022)
Earned Runs	1 (2x), last vs. Gardner-Webb (March 19, 2022)

MINIMUM 2.0 IP

TRESVIK'S OVERALL HITTING CAREER STATS

YEAR	AVG	GP-GS	AB	R	H	2B	3B	HR	RBI	TB	SLG%	BB	HBP	SO	GDP	OB%	SF	SH	SB-ATT	PO	A	E	FLD%
2022*	.323	44-44	124	22	40	3	0	10	31	73	.694	7	0	48	0	.351	3	0	8-10	68	11	3	.963
TOTAL	.323	44-44	124	22	40	3	0	10	31	72	.694	7	0	48	0	.351	3	0	8-10	68	11	3	.963

TRESVIK'S OVERALL PITCHING CAREER STATS

YEAR	ERA	W-L	APP	GS	CG	SHO	SV	IP	H	R	ER	BB	SO	2B	3B	HR	AB	BAVG	WP	HBP	BK	SFA	SHA
2022*	5.10	3-5	9	8	3	0/0	0	35.2	30	32	26	29	52	4	0	8	133	.226	11	4	0	1	2
TOTAL	5.10	3-5	9	8	3	0/0	0	35.2	30	32	26	29	52	4	0	8	133	.226	11	4	0	1	2

*STATISTICS FROM NORTH CAROLINA A&T



#66 ANNABELLE WIDRA

UTILITY/RIGHT-HANDED PITCHER | L/R | 5-7 | SOPHOMORE
HOOVER, ALABAMA (HOOVER)



AT MICHIGAN | 2022

Appeared in 48 games with 12 starts at second base, one at third and 24 as the designated player ... posted a .255 average ... added six multi-hit and two multi-RBI performances ... totaled 27 hits, including three doubles, one triple and one home run for 11 RBI and 18 runs scored ... also made 17 appearances in the circle with one start ... posted a 2-0 record behind a 1.73 ERA and 31 strikeouts through 32.1 innings ... made collegiate debut against Kansas City (2/11) with an RBI bunt single in her first plate appearance ... knocked a pair of hits and scored twice versus No. 21 LSU (2/19) at the St. Pete Clearwater Elite Invitational ... opened the scoring against the Tigers with an RBI double in the second inning ... drove in a pair of run off a single and scored drive at No. 10 Kentucky (3/3) ... earned her first collegiate win against Kent State (3/4) after striking out five while allowing one hit and a walk through three innings ... allowed no runs off two hits and struck out five in 2.1 innings of relief to earn the save at Wisconsin (5/6) ... also earned the save against Central Michigan (4/12) behind two strikeouts and alone hit in three relief innings ... Tossed five scoreless, hitless relief innings against Maryland (5/12) and No. 10 Northwestern (5/13) at the Big Ten Tournament ... earned the win against the Wildcats ... also knocked a two-run triple in the third inning against Maryland in the Big Ten quarterfinals ... named to the Big Ten All-Tournament Team

HIGH SCHOOL

Ranked the No. 8 prospect and No. 6 infielder by Extra Inning softball ... named to the NFCA High School All-America First Team in 2019 and 2021 ... added second team recognition in 2018 ... a two-time Extra Inning Softball First Team High School All-American (2019, 2021) ... also earned second team honors from the publication

in 2018 ... 2021 MaxPreps First Team All-American ... 2021 Alabama Gatorade Player of the Year and was three-time nominee for the award (2018, 2019, 2020) ... named the Alabama Sports Writers Association 2021 Ms. Softball ... ASWA 2021 Player of the Year ... 2018 and 2021 ASWA Pitcher of the Year ... a four-time ASWA All-State Team selection ... named Shelby County Female Athlete of the Year, Spain Park High School Female Athlete of the Year and Birmingham High School Athlete of the Year as a senior ... a five-time Shelby County Player of the Year (2017-21) ... a two-time Birmingham Player of the Year (2018, 2021) ... a three-time Over-the-Mountain Player of the Year (2018, 2018, 2021) ... named to the Over-the-Mountain Team on four occasions (2017, 2018, 2019, 2021) ... a three-time NFCA All-South Region Team member (2018, 2019, 2021) ... recorded a career .476 batting average with 220 runs scored, 165 RBI, 41 doubles, 15 triples, 31 home runs and 132 stolen bases ... posted a 120-24 career pitching record with a 1.39 ERA and 1211 strikeouts, 60 shutouts and eight perfect games ... played with the Birmingham Thunderbolts club team ... also lettered in track and field at Spain park ... bronze medalist in the 4x400 relay at the Alabama Indoor Track Championships ... turned in a top-10 finish in the 60m dash ... member of the National Honor Society, Latin Honor Society and Mu Alpha Theta

PERSONAL

Born on August 28, 2002 ... daughter of Mike and Missy Widra ... has one brother, Tristan ... majoring in kinesiology

WIDRA'S OVERALL HITTING CAREER STATS

YEAR	AVG	GP-GS	AB	R	H	2B	3B	HR	RBI	TB	SLG%	BB	HBP	SO	GDP	OB%	SF	SH	SB-ATT	PO	A	E	FLD%
2022*	.255	48-38	106	18	27	3	1	1	11	35	.377	12	8	36	0	.370	1	1	9-11	14	9	3	.885
TOTAL	.255	48-38	106	18	27	3	1	1	11	35	.377	12	8	36	0	.370	1	1	9-11	14	9	3	.885

WIDRA'S OVERALL PITCHING CAREER STATS

YEAR	ERA	W-L	APP	GS	CG	SHO	SV	IP	H	R	ER	BB	SO	2B	3B	HR	BF	BAVG	WP	HBP	BK	SFA	SHA
2022*	1.74	2-0	17	1	0	0/2	2	31.1	22	10	8	7	31	2	0	2	128	.190	3	2	0	1	2
TOTAL	1.74	2-0	17	1	0	0/2	2	32.1	22	10	8	7	31	2	0	2	128	.190	3	2	0	1	2

*STATISTICS FROM MICHIGAN



MULTI-HIT / MULTI-RBI GAMES

Multi-Hit Games					Multi-RBI Games						
Year	2	3	4	5+	Total	Year	2	3	4	5+	Total
2022	6	-	-	-	6	2022	2	-	-	-	2
TOTAL	6	-	-	-	6	TOTAL	2	-	-	-	2

PITCHING CAREER RECORD

at Jane B. Moore Field	0-0
Road	0-0
Neutral	2-0
vs. SEC	0-0

CAREER HIGHS

AB	4 (3x), last at UCF (May 21, 2022)
Runs	2 (2x), last vs. Toledo (March 15, 2022)
Hits	2 (6x), last at UCF (May 21, 2022)
Doubles	1 (3x), last vs. at Maryland (April 16, 2022)
Triples	1, vs. Maryland (May 12, 2022)
Home Runs	1, vs. Penn State (April 10, 2022)
RBI	2 (2x), last vs. Maryland (May 12, 2022)
Hit Streak	5 Games, Feb. 26, 2022 to March 3, 2022
On-Base Streak	10 Games, Feb. 26, 2022 to March 22, 2022
Innings	3.0 (3x), last vs. Northwestern (May 13, 2022)
Hits	3 (3x), last at UCF (May 22, 2022)
Runs	2 (4x), last at UCF (May 22, 2022)
Earned Runs	2 (3x), last at UCF (May 22, 2022)
Walks	2, at Maryland (April 15, 2022)
Strikeouts	5 (2x), last at Wisconsin (May 8, 2022)
Complete games	
Struck out multiple batters	8x, last vs. Maryland (May 12, 2022)
Struck out 10+ batters	

PITCHING CAREER LOWS

Allowed one earned run or fewer	7x, last vs. Northwestern (May 13, 2022)
Walks	0 (5x), last vs. Maryland (May 12, 2022)
Hits	0 (2x), vs. Northwestern (May 13, 2022)
Runs	0 (6x), last vs. Northwestern (May 13, 2022)
Earned Runs	0 (7x), last vs. Northwestern (May 13, 2022)

MINIMUM 2.0 IP





#15 SKYLAR ELKINS

**CATCHER/UTILITY | R/R | 5-8 | FRESHMAN
LOCUST GROVE, GEORGIA (LOCUST GROVE)**

HIGH SCHOOL

Ranked the sixth best catcher of the 2022 class ... ranked the 18th overall recruit in the country ... a four-year varsity letterwinner at Locust Grove High School ... held a .375 batting average with 20 RBI her senior season ... knocked 20 hits, including three doubles, three triples and five home runs ... named to the 2019 Class 5A All-State First Team ... competed for Georgia Impact Softball club team ... also earned varsity letters in basketball and flag football ... an honors student in American literature and algebra ... also studies AP British literature ... member of the FFA

PERSONAL

Born Skylar Shea Elkins on Aug. 27, 2003, in Riverdale, Georgia ... daughter of Keith Elkins and Kendall Bradley ... has two siblings, Landyn Bradley and Kelsey Hemphill ... intends to major in aviation



#23 AXE MILANOWSKI

**INFIELD | R/R | 5-6 | FRESHMAN
DOTHAN, ALABAMA (HOUSTON ACADEMY)**

HIGH SCHOOL

Ranked among the top 100 recruits in the country ... closed her senior season leading all Wiregrass players in home runs (14), RBI (77), doubles (22), extra-base hits (38) and sacrifice flies (11) ... her 77 RBI was a single-season record at Houston Academy ... added a .444 average behind 72 hits, 59 runs scored, a .498 on-base percentage and 15 steals on 17 attempts ... picked up 15 wins in the circle with 79 strikeouts ... tabbed Alabama Sports Writers Association 2022 3A Player of the Year and First Team All-State ... tabbed to the Dothan Eagle Super 12 Team, earning Player of the Year recognition ... 2022 ASWA Super All-State Team selection ... won the fourth annual home run derby at the 2022 Dothan Diamond Classic, hosted by three-time Auburn softball All-American Kasey Cooper ... led Houston Academy to the 2022 3A Area 2 Championship behind a pair of doubles, a home run and earning the victory in the circle ... helped the Raiders to the 2022 3A State Championship, the first in the program's history ... set Houston Academy's record for most wins in a season with 48 ... tabbed to the All-State Tournament Team ... led Houston Academy to a 44-7-1 record in 2021 ... set Houston Academy single-season records for runs scored (73) and pitching victories (30) ... set Houston Academy career records in hits (233), singles (117), triples (25), home runs (35), RBI (206), runs scored (240) and pitching victories (72) ... honored as both the Offensive and Defensive Player of the Year ... Game-Changer Award winner ... tabbed as the Most Valuable Player ... nominated by her teammates for the Erin Hicks Leadership Award ... selected part of the Super 12 team ... tabbed to the Alabama North-South All-Star Game ... selected First Team All-State ... named a First Team High School All-American ... selected a two-time USA All-American as a member of Georgia Impact ... tabbed Most Valuable Player of the 2022 class at the 2019 All-American Games ... twice named to the USA Elite Select 30 ... member of the USA Elite Select30 All-American High School Team ... member of the National Honor Society, Student Government Association, Spanish Club and Blue Zone (Spirit Club) ... member of the Headmaster's List since the seventh grade

PERSONAL

Born Alexis Caroline Milanowski on June 25, 2004, in Mobile, Alabama ... daughter of Ted and Haley Milanowski ... has a younger brother, Harrison ... intends to major in business



#31 MILLIE ROBERTS

CATCHER/INFIELD | R/R | 5-7 | FRESHMAN
OWENSBORO, KENTUCKY (DAVIESS COUNTY)

HIGH SCHOOL

Ranked the fifth overall position player (first base) in the country by Extra-Innings Softball ... ranked the 34th overall recruit in the country by the publication ... named 3A First Team All-State by the Kentucky Softball Coaches Association ... tabbed to the Owensboro Times 2022 First Team All-County Team ... closed senior campaign with a .380 batting average with five home runs and 16 RBI ... led Daviess County to the 2021 Kentucky State Championship game ... tabbed 2021 Daviess County Defensive Player of the Year ... a 2021 All-State Team honorable mention ... selected to Messenger-Inquirer 2021 All-Area Team ... member of the 2021 All-State Tournament team ... tabbed to the 2021 Third Region All-Tournament team ... a 2021 and 2019 All-District Team selection ... selected to the 2021 Kentucky East-West All-Star team ... named to the All-Area First Team by 102.7 Sports Radio ... held a .429 average with a .506 on-base percentage during the 2021 season ... added 14 home runs and 13 doubles ... broke Daviess County High School's career home run record that was previously held by Kentucky's Lauren Johnson ... selected 2021 Player of the Game in the Team Lauren Tournament ... nominated for the 2020 Kentucky Softball Gatorade Player of the Year award ... named 2019 Ninth District Player of the Year ... a member of the 2019 Third Region All-Region Team ... the 2019 Messenger-Inquirer All-Area Player of the Year ... named 2019 Homers Radio Third Region Most Valuable Player ... became the first freshman to ever receive the Third Region KHSAA Coaches' Association Player of the Year Award ... named 2019 Owensboro Times Player of the Year ... tabbed to the 2019 Homers Radio All-Region Team ... became just the second freshmen to receive Class a First Team All-State honors ... broke Daviess County's season home run record that was previously held by Kentucky's Lauren Johnson ... named to the 2018 All-District and Homers All-Region teams ... held a .500 average at PGF Nationals ... named Offensive MVP at the 12u World Series ... selected to the Academic All-State First Team ... graduated high school with an associates of arts degree ... also competed in basketball her freshman season

PERSONAL

Born Miller Grace Roberts on May 27, 2004 ... daughter of Gavin and Molly Roberts ... has two siblings, Emme & Macy ... intends to major in law and justice



#4 EMMAH ROLFE

RIGHT-HANDED PITCHER | R/R | 5-10 | FRESHMAN
MADISON, ALABAMA (BOB JONES)

HIGH SCHOOL

Nationally ranked as the sixth pitcher in the 2022 class by Fastpitch Network ... a top 10 nationally ranked pitcher by Extra Inning Softball ... ranked seventh nationally in position rankings (pitcher/hitter) by Extra Inning Softball ... selected Class 7A Pitcher of the Year and First Team All-State by the Alabama Sports Writers Association ... 2022 AL.com Tennessee Valley Terrific 20 selection ... 2022 ASWA Super All-State Softball selection ... posted a 28-8 record with two saves as a senior ... totaled 346 strikeouts, averaging 12.5 strikeouts per seven innings ... tossed 10 shutouts, four no-hitters and a pair of prefect games ... closed the season with a 0.87 earned run average and a .127 batting average against ... at the plate, batted .521 with five home runs, 30 RBI, 12 doubles, two triples, 11 runs scored ... held a 0.98 ERA in the circle couple with 218 strikeouts during the 2021 season ... at the plate slugged 13 home runs behind a .416 batting average ... tabbed a 2019, 2020 and 2021 First Team All-State selection ... selected to the 2020 All-State Terrific 20 — Huntsville Region ... 2021 Tennessee Valley High School Softball Terrific 20 selection ... member of the 2021 ASWA All-State Softball Team ... tabbed to the 2021 ASWA Super All-State Softball team ... earned AHSAA Female Player of the Week honors in 2021 ... named a MaxPrep Top 25 High School Player of the 2022 class ... selected to the 2021 AHSAA North-South All-Star Team ... held a 1.115 ERA while competing for Georgia Impact during the summer of 2021 ... member of the Fellowship of Christian Athletes ... Bob Jones High School's 2021 Heisman Award Winner

PERSONAL

Born Emmah Hope Rolfe on June 17, 2004, in Anniston, Alabama ... daughter of Timothy and Stacie Rolfe ... intends to major in elementary education



2022 IN REVIEW



**OVERALL RECORD: 40-17 || SEC: 11-13 || HOME: 28-4 || AWAY: 7-10 || NEUTRAL: 5-3****2022 RESULTS**

	Date	Opponent	W/L	SCORE	INNINGS	OVERALL	SEC	PITCHER OF RECORD	ATTENDANCE	TIME
!	Feb. 11, 2022	SETON HALL	W	10-3	7	1-0-0	0-0-0	M. Penta (W, 1-0)	1,390	1:58
!	Feb. 11, 2022	ST. JOHN'S	W	14-0	5	2-0-0	0-0-0	S. Lowe (W, 1-0)	1,390	1:45
!	Feb. 12, 2022	ST. JOHN'S	W	9-0	5	3-0-0	0-0-0	M. Penta (W, 2-0)	1,642	1:36
!	Feb. 12, 2022	SETON HALL	W	9-1	5	4-0-0	0-0-0	S. Lowe (W, 2-0)	1,642	1:33
!	Feb. 13, 2022	UMASS LOWELL	W	8-0	5	5-0-0	0-0-0	S. Lowe (W, 3-0)	1,354	1:38
@	Feb. 17, 2022	vs. Texas Tech	W	7-1	7	6-0-0	0-0-0	S. Lowe (W, 4-0)	3,071	1:49
@	Feb. 18, 2022	vs. Wisconsin	W	9-3	7	7-0-0	0-0-0	S. Lowe (W, 5-0)	4,864	2:23
@	Feb. 18, 2022	vs. #11 Texas	W	6-2	7	8-0-0	0-0-0	M. Penta (W 3-0)	4,864	2:12
@	Feb. 19, 2022	vs. #3 UCLA	L	0-9	6	8-1-0	0-0-0	S. Lowe (L, 5-1)	4,853	2:06
@	Feb. 20, 2022	vs. South Florida	W	5-1	7	9-1-0	0-0-0	M. Penta (W, 4-0)	4,724	1:57
	Feb. 23, 2022	at Jacksonville State	W	10-0	6	10-1-0	0-0-0	M. Penta (W, 5-0)	2,463	1:48
#	Feb. 25, 2022	ULM	W	3-0	7	11-1-0	0-0-0	S. Lowe (W, 6-1)	1,382	1:42
#	Feb. 26, 2022	DELAWARE STATE	W	9-0	5	12-1-0	0-0-0	S. Yarbrough (W, 1-0)	1,369	1:23
#	Feb. 26, 2022	BRADLEY	W	2-1	7	13-1-0	0-0-0	M. Penta (W, 6-0)	1,369	2:01
#	Feb. 27, 2022	SYRACUSE	W	9-0	5	14-1-0	0-0-0	S. Lowe (W, 7-1)	1,484	1:41
#	Feb. 27, 2022	ULM	W	7-3	7	15-1-0	0-0-0	M. Penta (W, 7-0)	1,484	2:06
	March 2, 2022	at Georgia State	W	9-1	6	16-1-0	0-0-0	M. Penta (W, 8-0)	245	2:07
\$	March 4, 2022	NORTH CAROLINA A&T	W	5-0	7	17-1-0	0-0-0	M. Penta (W, 9-0)	1,520	1:42
\$	March 4, 2022	TOLEDO	W	6-1	7	18-1-0	0-0-0	M. Penta (W, 10-0)	1,520	2:00
\$	March 5, 2022	TOLEDO	W	9-0	5	19-1-0	0-0-0	M. Penta (W, 11-0)	1,755	1:29
\$	March 5, 2022	NORTH CAROLINA A&T	W	6-2	7	20-1-0	0-0-0	M. Penta (W, 12-0)	1,755	2:05
\$	March 6, 2022	CHATTANOOGA	W	12-1	5	21-1-0	0-0-0	M. Penta (W, 13-0)	1,551	1:31
*	March 11, 2022	TEXAS A&M	W	5-4	(8)	22-1-0	1-0-0	M. Penta (W, 14-0)	1,569	2:50
*	March 13, 2022	TEXAS A&M-1	W	4-3	7	23-1-0	2-0-0	M. Penta (W, 15-0)	1,694	2:15
*	March 13, 2022	TEXAS A&M-2	W	8-5	7	24-1-0	3-0-0	S. Lowe (W, 8-1)	1,643	2:06
*	March 19, 2022	SOUTH CAROLINA	L	7-10	(11)	24-2-0	3-1-0	M. Penta (L, 15-1)	1,854	3:56
*	March 20, 2022	SOUTH CAROLINA	W	11-2	5	25-2-0	4-1-0	K. Dismukes (W, 1-0)	1,702	1:52
*	March 21, 2022	SOUTH CAROLINA	W	4-3	(10)	26-2-0	5-1-0	M. Penta (W, 16-1)	1,718	3:21
*	March 25, 2022	at #8 Kentucky	L	3-11	6	26-3-0	5-2-0	S. Lowe (L, 8-2)	348	2:03
*	March 26, 2022	at #8 Kentucky	W	6-3	7	27-3-0	6-2-0	M. Penta (W, 17-1)	354	2:17
*	March 27, 2022	at #8 Kentucky	L	4-5	7	27-4-0	6-3-0	M. Penta (L, 17-2)	525	1:52
	March 30, 2022	ALABAMA STATE	W	6-2	7	28-4-0	6-3-0	K. Dismukes (W, 2-0)	1,468	1:45
*	April 01, 2022	#7 FLORIDA	W	3-1	7	29-4-0	7-3-0	M. Penta (W, 18-2)	1,993	2:07
*	April 02, 2022	#7 FLORIDA	L	6-7	7	29-5-0	7-4-0	K. Dismukes (L, 2-1)	2,316	2:32
*	April 03, 2022	#7 FLORIDA	L	0-3	7	29-6-0	7-5-0	M. Penta (L, 18-3)	2,316	2:02
*	April 08, 2022	at #9 Arkansas	L	4-7	7	29-7-0	7-6-0	S. Lowe (L, 8-3)	1,753	2:10
*	April 09, 2022	at #9 Arkansas	L	3-4	7	29-8-0	7-7-0	M. Penta (L, 18-4)	2,869	2:28
*	April 10, 2022	at #9 Arkansas	L	4-17	5	29-9-0	7-8-0	K. Dismukes (L, 2-2)	2,325	1:57
	April 13, 2022	at Mercer	W	10-0	6	30-9-0	7-8-0	M. Penta (W, 19-4)	250	1:48
	April 15, 2022	NIAGARA-1	W	8-0	6	31-9-0	7-8-0	K. Dismukes (W, 3-2)	1,520	1:54
	April 15, 2022	NIAGARA-2	W	15-7	5	32-9-0	7-8-0	K. Dismukes (W, 4-2)	1,520	1:56
	April 19, 2022	JACKSONVILLE STATE	W	9-1	5	33-9-0	7-8-0	M. Penta (W, 20-4)	1,382	1:25
	April 20, 2022	CHATTANOOGA	W	7-3	7	34-9-0	7-8-0	M. Penta (W, 21-4)	1,381	2:12
*	April 22, 2022	at Mississippi State	L	2-3	7	34-10-0	7-9-0	M. Penta (L, 21-5)	732	2:18
*	April 23, 2022	at Mississippi State	W	5-2	7	35-10-0	8-9-0	K. Dismukes (W, 5-2)	970	2:32
*	April 24, 2022	at Mississippi State	W	9-2	7	36-10-0	9-9-0	M. Penta (W, 22-5)	919	3:01
	April 27, 2022	at Alabama State	W	8-0	5	37-10-0	9-9-0	S. Lowe (W, 9-3)	120	1:17
*	April 29, 2022	#15 GEORGIA	W	6-3	7	38-10-0	10-9-0	M. Penta (W, 23-5)	2,316	2:15
*	April 30, 2022	#15 GEORGIA	W	4-3	7	39-10-0	11-9-0	K. Dismukes (W, 6-2)	2,316	2:33
*	May 01, 2022	#15 GEORGIA	L	3-6	7	39-11-0	11-10-0	M. Penta (L, 23-6)	2,316	2:23
*	May 07, 2022	at #12 Tennessee	L	2-5	7	39-12-0	11-11-0	M. Penta (L, 23-7)	2,014	2:15
*	May 07, 2022	at #12 Tennessee	L	4-7	7	39-13-0	11-12-0	K. Dismukes (L, 6-3)	1,716	2:11
*	May 08, 2022	at #12 Tennessee	L	1-3	7	39-14-0	11-13-0	M. Penta (L, 23-8)	2,006	1:58
	May 11, 2022	vs. #7 Missouri	L	0-1	7	39-15-0	11-13-0	M. Penta (L, 23-9)	---	2:17
&	May 20, 2022	vs. Louisiana	W	4-3	7	40-15-0	11-13-0	M. Penta (W, 24-9)	1,760	2:15
&	May 21, 2022	at #14 Clemson	L	0-1	7	40-16-0	11-13-0	M. Penta (L, 24-10)	1,760	2:09
&	May 21, 2022	vs. Louisiana	L	3-4	7	40-17-0	11-13-0	K. Dismukes (L, 6-4)	1,760	2:15

() EXTRA INNINGS GAME | * - Southeastern Conference Game | ! - Tiger Invitational (Auburn, Ala.) | @ - St. Pete Clearwater Elite Invitational (Clearwater, Fla.)

- Plainsman Invite (Auburn, Ala.) | \$ - Jane B. Moore Memorial (Auburn, Ala.) | & - Clemson Regional (Clemson, S.C.)



2022 OVERALL STATISTICS

OVERALL: 40-17 • SEC: 11-13 • HOME: 28-4 • AWAY: 7-10 • NEUTRAL: 5-3

#	PLAYER	AVG	GP-GS	AB	R	H	2B	3B	HR	RBI	TB	SLG%	BB	HP	SO	GDP	OB%	SF	SH	SB-ATT	PO	A	E	FLD%
12	Carlee McCondichie	.338	57-56	136	32	46	6	2	4	21	68	.500	7	1	17	0	.372	1	2	8-10	55	31	2	.977
10	Makayla Packer	.324	50-49	136	43	44	6	3	9	20	83	.610	16	13	32	0	.442	0	2	21-25	64	2	2	.971
13	Nelia Peralta	.313	53-52	144	24	45	15	1	10	42	92	.639	21	1	22	3	.394	4	1	1-1	49	76	19	.868
2	Sydney Cox	.310	57-51	129	28	40	10	2	5	26	69	.535	18	1	34	0	.399	0	4	1-1	28	44	8	.900
77	Bri Ellis	.302	56-55	149	32	45	8	1	20	49	115	.772	13	7	23	0	.378	3	0	2-2	251	11	3	.989
5	Lindsey Garcia	.285	56-56	158	29	45	8	3	8	32	83	.525	11	2	15	0	.328	6	2	10-14	61	3	2	.970
22	Jessie Blaine	.285	54-53	137	27	39	5	2	9	37	75	.547	25	0	21	0	.393	1	1	3-5	17	0	1	.944

31	Kelsey Schmidt	.375	41-7	40	12	15	5	1	2	9	28	.700	5	0	5	0	.444	0	0	2-2	14	0	0	1.000
7	Denver Bryant	.371	29-29	70	16	26	4	2	6	20	52	.743	4	1	16	0	.408	1	2	2-2	33	27	5	.923
18	Riley McNemar	.316	25-2	19	6	6	2	0	1	5	11	.579	1	0	7	1	.350	0	1	0-0	6	3	1	.900
20	Abbey Smith	.313	38-5	16	16	5	0	0	0	0	5	.313	3	0	6	0	.421	0	0	10-13	4	0	0	1.000
99	Rose Roach	.271	35-11	48	12	13	2	0	0	5	15	.313	1	1	5	0	.300	0	0	2-3	17	22	5	.886
21	Aubrie Lisenby	.269	50-40	104	14	28	6	0	2	18	40	.385	13	1	13	1	.353	1	1	1-1	212	14	1	.996
00	Aspyn Godwin	.235	51-43	102	19	24	4	0	10	17	58	.569	14	0	25	3	.325	1	3	2-2	248	14	3	.989
3	Paige Geraghty	.233	42-3	30	15	7	0	0	0	1	7	.233	1	1	6	0	.281	0	0	3-4	9	1	0	1.000
25	Kenadie Cooper	.200	40-0	5	14	1	0	0	0	1	1	.200	1	0	3	0	.333	0	0	1-2	5	0	0	1.000
17	Maia Engelkes	.143	6-0	7	1	1	0	0	0	0	1	.143	0	1	3	0	.250	0	0	0-0	0	0	0	.000
11	Maddie Majors	.083	13-1	12	1	1	0	0	0	1	1	.083	1	1	5	0	.214	0	0	1-1	11	0	0	1.000
24	Reena Falisi	.000	5-0	1	1	0	0	0	0	0	0	.000	1	0	0	0	.500	0	0	0-0	1	1	0	1.000
34	KK Dismukes	.000	24-3	0	0	0	0	0	0	0	0	.000	0	0	0	0	.000	0	0	0-0	1	21	1	.957
1	Samantha Yarbrough	.000	7-0	0	0	0	0	0	0	0	0	.000	0	0	0	0	.000	0	0	0-0	0	3	0	1.000
55	Shelby Lowe	.000	29-19	0	0	0	0	0	0	0	0	.000	0	0	0	0	.000	0	0	0-0	1	9	0	1.000
9	Maddie Penta	.000	42-35	0	0	0	0	0	0	0	0	.000	0	0	0	0	.000	0	0	0-0	4	11	1	.938
TOTALS		.299	57	1443	342	431	81	17	86	304	804	.557	156	31	258	8	.375	18	19	70-88	1091	293	54	.962
OPPONENTS		.217	57	1372	170	298	41	5	45	151	484	.353	105	27	464	6	.284	8	13	36-47	1041	345	77	.947

LOB - Team (284), Opp. (264). DPs turned - Team (13), Opp. (14). IBB - Team (1), B. Ellis 1. Opp (2).

#	PLAYER	ERA	W-L	APP	GS	CG	SHO	SV	IP	H	R	ER	BB	SO	2B	3B	HR	B/AVG	WP	HP	BK	SFA	SHA	
9	Maddie Penta	1.76	24-10	42	35	15	2/6	1	195.0	128	62	49	53	269	19	3	15	.181	10	13	0	4	8	
55	Shelby Lowe	2.81	9-3	29	19	4	3/2	5	92.1	77	44	37	19	129	10	1	16	.218	5	6	0	1	3	
34	KK Dismukes	3.00	6-4	24	3	1	0/5	0	65.1	78	42	28	20	54	10	1	9	.295	9	4	0	3	2	

1	Samantha Yarbrough	14.00	1-0	7	0	0	0/1	0	11.0	15	22	22	13	12	2	0	5	.319	2	4	0	0	0	
TOTALS		2.62	40-17	57	57	20	12/7	6	363.2	298	170	136	105	464	41	5	45	.217	26	27	0	8	13	
OPPONENTS		5.91	17-40	57	57	15	4/1	2	347.0	431	342	293	156	258	81	17	86	.299	34	31	0	18	19	

PB - Team (11), A. Godwin 6, A. Lisenby 4, J. Blaine 1, Opp (9). SBA/ATT - A. Godwin (21-30), M. Penta (23-28), A. Lisenby (15-16), K. Dismukes (5-9), S. Lowe (6-8), S. Yarbrough (2-2).



2022 CONFERENCE ONLY STATISTICS

SEC: 11-13 • HOME: 8-4 • AWAY: 3-9

#	PLAYER	AVG	GP-GS	AB	R	H	2B	3B	HR	RBI	TB	SLG%	BB	HP	SO	GDP	OB%	SF	SH	SB-ATT	PO	A	E	FLD%	
77	Bri Ellis	.288	24-24	66	11	19	3	0	8	17	46	.697	9	5	9	0	.413	0	0	0-0	149	8	3	.981	
13	Nelia Peralta	.268	24-24	71	10	19	10	0	5	16	44	.620	9	1	13	2	.349	2	0	0-0	27	49	12	.864	
12	Carlee McCondichie	.263	24-23	57	7	15	2	0	1	6	20	.351	2	0	10	0	.283	1	2	2-3	33	22	1	.982	
22	Jessie Blaine	.262	24-24	65	11	17	2	0	6	19	37	.569	14	0	16	0	.392	0	0	0-1	0	0	1	.000	
5	Lindsey Garcia	.250	23-23	72	12	18	5	0	5	14	38	.528	6	0	4	0	.304	1	2	3-4	30	2	2	.941	
2	Sydney Cox	.245	24-19	49	9	12	3	1	3	5	26	.531	6	0	19	0	.327	0	1	0-0	15	17	6	.842	
10	Makayla Packer	.231	23-23	65	14	15	2	1	2	5	25	.385	8	6	18	0	.367	0	2	6-8	35	2	2	.949	
21	Aubrie Lisenby	.208	21-17	48	5	10	2	0	0	5	12	.250	6	1	7	0	.309	0	0	0-0	75	4	1	.988	
00	Aspyn Godwin	.208	21-21	53	6	11	2	0	3	7	22	.415	3	0	15	2	.246	1	1	0-0	79	6	1	.988	

20	Abbey Smith	.500	13-1	2	2	1	0	0	0	1	5	.500	2	0	1	0	.750	0	0	2-3	1	0	0	1.000	
7	Denver Bryant	.318	7-7	22	3	7	0	0	3	6	16	.727	0	0	6	0	.318	0	0	0-0	11	13	2	.923	
18	Riley McNemar	.200	11-2	10	2	2	0	0	1	2	5	.500	0	0	5	1	.200	0	1	0-0	1	3	1	.800	
99	Rose Roach	.174	15-5	23	6	4	0	0	0	4	17	.174	1	0	2	0	.208	0	0	1-1	9	12	2	.913	
31	Kelsey Schmidt	.154	16-2	13	3	2	1	0	1	1	6	.462	3	0	5	0	.313	0	0	0-0	8	0	0	1.000	
3	Paige Geraghty	.083	19-1	12	4	1	0	0	0	1	7	.083	0	1	5	0	.154	0	0	0-0	5	0	0	1.000	
25	Kenadie Cooper	.000	19-0	3	3	0	0	0	0	0	0	.000	0	0	3	0	.000	0	0	0-0	5	0	0	1.000	
11	Maddie Majors	.000	2-0	1	0	0	0	0	0	0	0	.000	0	0	1	0	.000	0	0	0-0	0	0	0	.000	
34	KK Dismukes	.000	12-3	0	0	0	0	0	0	0	0	.000	0	0	0	0	.000	0	0	0-0	1	14	0	1.000	
1	Samantha Yarbrough	.000	2-0	0	0	0	0	0	0	0	0	.000	0	0	0	0	.000	0	0	0-0	0	0	0	.000	
55	Shelby Lowe	.000	14-8	0	0	0	0	0	0	0	0	.000	0	0	0	0	.000	0	0	0-0	1	7	0	1.000	
9	Maddie Penta	.000	16-13	0	0	0	0	0	0	0	0	.000	0	0	0	0	.000	0	0	0-0	3	7	1	.909	
TOTALS		.242	24	632	108	153	32	2	38	103	303	.479	69	14	139	5	.328	5	9	14-20	488	166	35	.949	
OPPONENTS		.276	24	662	119	183	23	3	34	108	314	.474	56	15	152	3	.344	5	8	17-21	489	161	19	.972	

LOB - Team (132), Opp (139). DPs turned - Team (7), Opp (7). IBB - Team (1), B. Ellis 1, Opp (2).

#	PLAYER	ERA	W-L	APP	GS	CG	SHO	SV	IP	H	R	ER	BB	SO	2B	3B	HR	B/AVG	WP	HP	BK	SFA	SHA		
4	Maddie Penta	2.84	7-8	16	13	8	0/0	1	83.2	78	44	34	27	90	9	2	13	.238	7	9	0	2	4		
34	KK Dismukes	4.10	3-3	12	3	1	0/0	0	41.0	59	35	24	12	22	8	1	8	.339	7	2	0	3	2		
55	Shelby Lowe	5.50	1-2	14	8	0	0/0	2	35.2	45	33	28	13	38	6	0	12	.296	3	2	0	0	2		

1	Samantha Yarbrough	21.00	0-0	2	0	0	0/0	0	2.1	1	7	7	4	2	0	0	1	.125	0	2	0	0	0		
TOTALS		4.00	11-13	24	24	9	0/0	3	162.2	183	119	93	56	152	23	3	34	.276	17	15	0	5	8		
OPPONENTS		4.12	13-11	24	24	7	1/0	2	163.0	153	108	96	69	139	32	2	38	.242	15	14	0	5	9		

PB - Team (6), A. Godwin 4, A. Lisenby 2, Opp (1). SBA/ATT - A. Godwin (12-16), M. Penta (10-12), K. Dismukes (4-6), A. Lisenby (5-5), S. Lowe (2-2), S. Yarbrough (1-1).



TEAM BATTING

At bats	42, vs. South Carolina (March 19, 2022)
Runs scored	15, vs. Niagara (April 15, 2022)
Hits	16, vs. Niagara (April 15, 2022)
RBI	14, vs. Niagara (April 15, 2022)
Doubles	4 (3x), last vs. ULM (Feb. 27, 2022)
Triples	2 (3x), last at Alabama State (April 27, 2022)
Home runs	4 (2x), last vs. Niagara (April 15, 2022)
Total bases	32, vs. Niagara (April 15, 2022)
Walks	8, vs. Georgia (April 30, 2022)
Strikeouts	11, vs. UCLA (Feb. 19, 2022)
Sacrifice hits	2 (3x), last vs. Missouri (May 11, 2022)
Sacrifice flies	2 (2x), last vs. Louisiana (May 21, 2022)
Stolen bases	5 (2x), last at Georgia State (March 2, 2022)
Hit by pitch	3, vs. Wisconsin (Feb. 18, 2022)
Caught stealing	2 (3x), last vs. South Carolina (March 21, 2022)
Runners LOB	12, vs. Georgia (April 30, 2022)
Hit into DP	1 (14x), last at Clemson (May 21, 2022)

TEAM FIELDING

Putouts	33, vs. South Carolina (March 19, 2022)
Assists	17, vs. South Carolina (March 19, 2022)
Errors	7, vs. South Carolina (March 19, 2022)
Passed Balls	1 (11x), last vs. Louisiana (May 20, 2022)
DPs turned	2, vs. Texas A&M (March 11, 2022)

TEAM PITCHING

Innings pitched	11.0, vs. South Carolina (March 19, 2022)
Runs allowed	17, at Arkansas (April 10, 2022)
Earned runs	11, at Arkansas (April 10, 2022)
Walks allowed	6 (2x), last vs. Missouri (May 11, 2022)
Strikeouts	16 (2x), last vs. North Carolina A&T (March 5, 2022)
Hits allowed	18, vs. South Carolina (March 19, 2022)
Doubles allowed	4 (2x), last vs. Florida (April 2, 2022)
Triples allowed	1 (5x), last vs. Georgia (April 29, 2022)
Homers allowed	4 (3x), last at Tennessee (May 7, 2022)
Wild pitches	3, vs. Texas A&M (March 13, 2022)
Hit batters	3, vs. Arkansas (April 10, 2022)

INDIVIDUAL BATTING

At bats	5 (5x), last Nelia Peralta vs. South Carolina (March 21, 2022)
Runs scored	3 (7x), last Jessie Blaine at Alabama State (April 27, 2022)
Hits	4, Sydney Cox vs. St. John's (Feb. 11, 2022)
	4, Jessie Blaine vs. Niagara (April 15, 2022)
	4, Aubrie Lisenby (April 15, 2022)
RBI	4 (5x), last Aubrie Lisenby vs. Niagara (April 15, 2022)
Doubles	3, Sydney Cox vs. St. John's (Feb. 11, 2022)
Triples	1 (17x), last Bri Ellis and Jessie Blaine at Alabama State (April 27, 2022)
Home runs	2 (4x), last Bri Ellis vs. Louisiana (May 20, 2022)
Total bases	10, Sydney Cox vs. St. John's (Feb. 11, 2022)
	10, Nelia Peralta vs. Georgia (April 30, 2022)
Walks	3, Jessie Blaine vs. Georgia (April 30, 2022)
Strikeouts	3 (4x), last Sydney Cox at Tennessee (May 7, 2022)
Sacrifice hits	1 (19x), last Aubrie Lisenby and Aspyn Godwin vs. Missouri (May 11, 2022)
Sacrifice flies	1 (18x), last Bri Ellis and Lindsey Garcia vs. Louisiana (May 21, 2022)
Stolen bases	2 (7x), last Lindsey Garcia at Mississippi State (April 24, 2022)
Hit by pitch	2, Makayla Packer vs. South Florida (Feb. 20, 2022)
	2, Makayla Packer at Mississippi State (April 22, 2022)
Caught stealing	1 (18x), last Makayla Packer at Clemson (May 21, 2022)
Runners LOB	6, Aubrie Lisenby vs. Georgia (April 30, 2022)

INDIVIDUAL FIELDING

Putouts	15, Aspyn Godwin vs. Toledo (March 4, 2022)
	15, Bri Ellis vs. South Carolina (March 21, 2022)
Assists	5 (6x), last Nelia Peralta and Carlee McCondichie at Tennessee (May 7, 2022)
Errors	4, Nelia Peralta vs. South Carolina (March 19, 2022)
Passed Balls	1 (11x), last Aspyn Godwin vs. Louisiana (May 20, 2022)

PITCHING

Innings pitched	10.0, Maddie Penta vs. South Carolina (March 21, 2022)
Runs allowed	8, KK Dismukes at Arkansas (April 10, 2022)
Earned runs	7, Shelby Lowe at Arkansas (April 8, 2022)
	7, Samantha Yarbrough at Arkansas (April 10, 2022)
Walks allowed	6, Maddie Penta vs. Missouri (May 11, 2022)
Strikeouts	16, Maddie Penta vs. Seton Hall (Feb. 11, 2022)
Hits allowed	11, KK Dismukes vs. Florida (April 2, 2022)
Doubles allowed	3, KK Dismukes vs. South Carolina (March 19, 2022)
	3, KK Dismukes vs. Florida (April 2, 2022)
	3, Maddie Penta at Tennessee (May 7, 2022)
Triples allowed	1 (5x), last Maddie Penta vs. Georgia (April 29, 2022)
Homers allowed	4, Shelby Lowe at Arkansas (April 8, 2022)
Wild pitches	3, KK Dismukes vs. Texas A&M (March 13, 2022)
Hit batters	2, Samantha Yarbrough at Arkansas (April 10, 2022)
	2, Maddie Penta at Tennessee (May 7, 2022)
	2, Maddie Penta vs. Missouri (May 11, 2022)

**SCHUTT SPORTS/NFCA DIVISION I NATIONAL FRESHMAN OF THE YEAR [1]**

Bri Ellis [Top 10 Finalist]

NFCA ALL-SOUTHEAST REGION TEAM [1]

Maddie Penta [First Team]

EXTRA INNING SOFTBALL ALL-FRESHMAN TEAM [1]

Bri Ellis

D1 SOFTBALL'S D150 PLAYERS [2]

Bri Ellis [No. 94]

Maddie Penta [No. 76]

SEC FRESHMAN OF THE YEAR [1]

Bri Ellis

ALL-SEC TEAM [2]

Maddie Penta [First Team]

Bri Ellis [Second Team]

SEC COMMUNITY SERVICE TEAM [1]

Shelby Lowe

WILSON/NFCA DIVISION I PITCHER OF THE WEEK [1]

Maddie Penta [March 8, 2022]

D1 SOFTBALL SEC PITCHER OF THE WEEK [1]

Shelby Lowe [Feb. 15, 2022]

Maddie Penta [March 8, 2022]

D1 SOFTBALL SEC FRESHMAN OF THE WEEK [2]

Jessie Blaine [March 22, 2022]

Bri Ellis [April 19, 2022]

SEC PLAYER OF THE WEEK [1]

Makayla Packer (Co) [Feb. 28, 2022]

SEC PITCHER OF THE WEEK [2]

Shelby Lowe (Co) [Feb. 14, 2022]

Maddie Penta [March 7, 2022]

SEC FRESHMAN OF THE WEEK [3]

Jessie Blaine [March 22, 2022]

Bri Ellis [April 19, 2022]

Bri Ellis [May 3, 2022]

JANE B. MOORE MEMORIAL ALL-TOURNAMENT TEAM [5]

Sydney Cox

Carlee McCondichie

Maddie Penta [Most Valuable Player]

Nelia Peralta

Rose Roach

PLAINSMAN INVITE ALL-TOURNAMENT TEAM [5]

Denver Bryant

Shelby Lowe

Carlee McCondichie

Makayla Packer

Nelia Peralta

TIGER INVITATIONAL ALL-TOURNAMENT TEAM [5]

Sydney Cox

Shelby Lowe

Carlee McCondichie

Makayla Packer

Maddie Penta

NFCA ALL-AMERICA SCHOLAR-ATHLETES [11]

Jessie Blaine

Kenadie Cooper

Aubrie Lisenby

Riley McNemar

Nelia Peralta

Abbey Smith

Shelby Lowe

Carlee McCondichie

Reena Falisi

Maddie Majors

Kelsey Schmidt

SEC SPRING ACADEMIC HONOR ROLL [10]

KK Dismukes

Maia Engelkes

Reena Falisi

Aspyn Godwin

Shelby Lowe

Maddie Majors

Carlee McCondichie

Maddie Penta

Kelsey Schmidt

Samantha Yarbrough

SEC FIRST-YEAR ACADEMIC HONOR ROLL [8]

Jessie Blaine

Kenadie Cooper

Bri Ellis

Aubrie Lisenby

Riley McNemar

Nelia Peralta

Rose Roach

Abbey Smith

AUSPY AWARDS [2]

Shelby Lowe - Female Newcomer of the Year

Samantha Yarbrough - SASS Academic Achievement Award

AUBURN ATHLETICS DIRECTOR HONOR ROLL [9]

Jessie Blaine

Kenadie Cooper

Bri Ellis

Reena Falisi

Aubrie Lisenby

Maddie Majors

Riley McNemar

Kelsey Schmidt

Abbey Smith

CHI SIGMA ALPHA [2]

Maddie Majors

Carlee McCondichie

D1 SOFTBALL PRESEASON SEC PLAYER RANKINGS [1]

Shelby Lowe [No. 16]

EXTRA INNING SOFTBALL: EXTRA ELITE 100 [1]

Shelby Lowe [No. 82]

PRESEASON ALL-SEC TEAM [1]

Shelby Lowe



RECORD BOOK



**USA SOFTBALL COLLEGIATE PLAYER OF THE YEAR FINALISTS (3)**

2015 Emily Carosone _____ Top 10 Finalist
 2016 Kasey Cooper _____ Top 3 Finalist
 2018 Kaylee Carlson _____ Top 25 Finalist

ESPNW NATIONAL PLAYER OF THE YEAR (1)

2016 Kasey Cooper

NFCA NATIONAL FRESHMAN OF THE YEAR (4)

2014 Kasey Cooper _____ Winner [Co]
 2016 Makayla Martin _____ Top 25
2021 Shelby Lowe _____ Top 15
2022 Bri Ellis _____ Top 10

NCAA ELITE 90 WINNER (1)

2016 Kasey Cooper

SENIOR CLASS AWARD FINALIST (1)

2017 Kasey Cooper

SENIOR CLASS AWARD ALL-AMERICAN (2)

2017 Kasey Cooper _____ First Team
 2018 Kaylee Carlson _____ Second Team

NFCA ALL-AMERICANS (15)

2001 Ashley Moore _____ Second Team
 2004 Sara Dean _____ Third Team
 Kristen Keyes _____ Third Team
 2005 Holly Currie _____ Second Team
 Paige Jones _____ Third Team
 2014 Brannndi Melero _____ First Team
 Kasey Cooper _____ Second Team
 Emily Carosone _____ Third Team
 2015 Emily Carosone _____ First Team
 Kasey Cooper _____ First Team
 Tiffany Howard _____ Third Team
 2016 Kasey Cooper _____ First Team
 Emily Carosone _____ Second Team
 Jade Rhodes _____ Third Team
 2017 Kaylee Carlson _____ Third Team

SOFTBALL AMERICA ALL-AMERICANS (1)

2019 Kendall Veach _____ Second Team

NFCA ALL-REGION TEAM (32)

2000 Jen Kraemer _____ First Team
 2001 Michelle Martin _____ First Team
 Ashley Moore _____ First Team
 Jen Kraemer _____ Second Team
 2002 Ashley Moore _____ First Team
 2004 Sara Dean _____ First Team
 Kristen Keyes _____ Second Team
 2005 Holly Currie _____ First Team
 Paige Jones _____ First Team
 2014 Brannndi Melero _____ First Team

Kasey Cooper _____ First Team
 Emily Carosone _____ Third Team
 2015 Emily Carosone _____ First Team
 Kasey Cooper _____ First Team
 Jade Rhodes _____ First Team
 Tiffany Howard _____ First Team
 Brannndi Melero _____ Second Team
 Morgan Estell _____ Third Team
 2016 Emily Carosone _____ First Team
 Kasey Cooper _____ First Team
 Tiffany Howard _____ First Team
 Jade Rhodes _____ Second Team
 Carlee Wallace _____ Second Team
 2017 Carlee Wallace _____ First Team
 Kaylee Carlson _____ Second Team
 Kasey Cooper _____ Second Team
 Alyssa Rivera _____ Third Team
 2018 Victoria Draper _____ First Team
 Kaylee Carlson _____ Second Team
 2019 Kendall Veach _____ First Team
2021 Shelby Lowe _____ Third Team
2022 Maddie Penta _____ First Team

NFCA ALL-REGION COACH STAFF OF THE YEAR (1)

2016 Coaching Staff

EXTRA INNING SOFTBALL ALL-FRESHMAN TEAM (1)

2022 Bri Ellis

D1 SOFTBALL TOP 50 COLLEGE PROGRAMS

2021 Auburn _____ No. 17
 2022 Auburn _____ No. 18

D1 SOFTBALL'S D150 PLAYERS [2]

2022 Maddie Penta _____ No. 76
Bri Ellis _____ No. 94

SOFTBALL AMERICA TOP 100 PLAYERS (1)

2020 Samantha Yarbrough _____ No. 67

EXTRA INNING SOFTBALL: EXTRA ELITE 100 [1]

2022 Shelby Lowe _____ No. 82

SOFTBALL AMERICA TOP 25 CLASS RANKINGS (2)

2021 Maddie Penta _____ No. 9 (Freshmen)
 Samantha Yarbrough _____ No. 21 (Juniors)

D1 SOFTBALL TOP 15 TRUE FRESHMEN (1)

2021 Shelby Lowe _____ No. 15

USA SOFTBALL NATIONAL PLAYER OF THE WEEK (1)

2015 Emily Carosone _____ March 11

WILSON/NFCA DIVISION I PITCHER OF THE WEEK (1)

2022 Maddie Penta _____ March 8

D1 SOFTBALL NATIONAL FRESHMAN OF THE WEEK (1)

2021 Shelby Lowe _____ March 30

D1 SOFTBALL SEC PITCHER OF THE WEEK (2)

2022 Shelby Lowe _____ Feb. 15
Maddie Penta _____ March 8

D1 SOFTBALL SEC FRESHMAN OF THE WEEK (2)

2022 Jessie Blaine _____ March 22
Bri Ellis _____ April 19

EASTON/NFCA SCHOLAR-ATHLETE TEAM (2)

2016 Auburn _____ 3.423 Team GPA
 2014 Auburn _____ 2.969 Team GPA

NFCA SCHOLAR ATHLETES (62)

2014 Kasey Cooper
 Jordan Rocker
 2015 Kasey Cooper
 Victoria Draper
 Morgan Estell
 Jordan Rocker
 2016 Jenna Abbott
 Kaylee Carlson
 Emily Carosone
 Kasey Cooper
 Lexi Davis
 Bree Fornis
 Abba Gibbs
 Madison Gipson
 Marcy Harper
 Whitney Jordan
 Casey McCrackin
 Tali Milde
 Madison Dickey
 2017 Kelsey Bogaards
 Kasey Cooper
 Victoria Draper
 Whitney Jordan
 Justus Perry
 Morgan Podany
 Emily Spain
 Ashlee Swindle
 Sydne Waldrop
 Carlee Wallace
 2018 Victoria Draper
 Bree Fornis
 Casey McCrackin
 Jenna Olszewski
 Justus Perry
 Morgan Podany
 Ashlee Swindle
 2019 Bree Fornis
 Lexie Handley
 Casey McCrackin
 Justus Perry
 Morgan Podany
 Ashlee Swindle



- Abby Tissier
- Kendall Veach
- 2021 Rachel Cook
- Makenna Dowell
- Lexie Handley
- Maddie Majors
- Haley Nillen
- Kelsey Schmidt
- Abby Tissier
- 2022 **Jessie Blaine**
- Kenadie Cooper**
- Aubrie Lisenby**
- Riley McNemar**
- Nelia Peralta**
- Abbey Smith**
- Shelby Lowe**
- Carlee McCondichie**
- Reena Falisi
- Maddie Majors
- Kelsey Schmidt

ESPN THE MAGAZINE ALL-ACADEMIC TEAM (1)

- 2005 Paige Jones _____ Third Team

ESPN THE MAGAZINE ALL-ACADEMIC REGION IV (5)

- 2005 Paige Jones _____ First Team
- 2008 Anna Thompson _____ Second Team
- 2009 Anna Thompson _____ Second Team
- 2010 Anna Thompson _____ First Team
- 2011 Jenee Loree _____ Second Team

COSIDA ACADEMIC ALL-AMERICAN (4)

- 2015 Kasey Cooper
- Tiffany Howard
- 2016 Kasey Cooper
- 2017 Kasey Cooper

COSIDA ACADEMIC ALL-DISTRICT (6)

- 2015 Kasey Cooper
- Tiffany Howard
- 2016 Kasey Cooper
- 2017 Kasey Cooper
- Victoria Draper
- 2020 Justus Perry

NPF DRAFT PICKS (11)

- 2012 Angel Bunner _____ Fifth Round - 17th Overall
- 2015 Morgan Estell _____ Third Round - 12th Overall
- Branndi Melero _____ Fifth Round - 24th Overall
- 2016 Emily Carosone _____ Fourth Round - 22nd Overall
- 2018 Kaylee Carlson _____ Third Round - 13th Overall
- Victoria Draper _____ Fourth Round - 19th Overall
- 2019 Kendall Veach _____ Second Round - 7th Overall
- Casey McCrackin _____ Third Round - 12th Overall
- Morgan Podany _____ Fourth Round - 17th Overall
- Bree Fornis _____ Fifth Round - 22nd Overall
- Makayla Martin _____ Fifth Round - 23rd Overall

OLYMPIANS (1)

- 2020 Emily Carosone (Italy) _____ Tokyo Olympics

SEC SCHOLAR-ATHLETE OF THE YEAR (2)

- 2016 Kasey Cooper
- 2017 Kasey Cooper

SEC FRESHMAN OF THE YEAR (2)

- 2002 Sara Dean (Co)
- 2022 Bri Ellis**

SEC COACH OF THE YEAR (2)

- 2002 Tina Deese (Co)
- 2015 Clint Myers

ALL-SEC TEAM (40)

- 1997 Kim Blair _____ Second Team
- 1998 Mary Petrie _____ Second Team
- 2000 Mary Petrie _____ First Team
- 2001 Jen Kraemer _____ First Team
- Ashley Moore _____ First Team
- Mary Petrie _____ First Team
- 2002 Ashley Moore _____ First Team
- Kasey Angulo _____ Second Team
- 2004 Sara Dean _____ First Team
- Shannon Anderson _____ Second Team
- Kristen Keyes _____ Second Team
- 2005 Sara Dean _____ First Team
- Sara Ghezzi _____ First Team
- Paige Jones _____ First Team
- Holly Currie _____ Second Team
- 2006 Sara Ghezzi _____ Second Team
- Kristina McCain _____ Second Team
- 2007 Ashley Arcuri _____ Second Team
- 2008 Anna Thompson _____ Second Team
- 2009 Myesha Finney _____ Second Team
- 2010 Kyndall White _____ Second Team
- 2012 Lauren Guzman _____ Second Team
- 2013 Branndi Melero _____ Second Team
- 2014 Branndi Melero _____ First Team
- Emily Carosone _____ Second Team
- Kasey Cooper _____ Second Team
- 2015 Emily Carosone _____ First Team
- Kasey Cooper _____ First Team
- Tiffany Howard _____ Second Team
- Jade Rhodes _____ Second Team
- 2016 Kasey Cooper _____ First Team
- Jade Rhodes _____ Second Team
- 2017 Kaylee Carlson _____ First Team
- Carlee Wallace _____ First Team
- Kasey Cooper _____ Second Team
- 2018 Kaylee Carlson _____ Second Team
- 2019 Kendall Veach _____ Second Team
- 2021 Shelby Lowe _____ Second Team**
- 2022 Maddie Penta _____ First Team**
- Bri Ellis _____ Second Team**

SEC ALL-DEFENSIVE TEAM (14)

- 2008 Myesha Finney _____ Outfield
- 2009 Myesha Finney _____ Outfield
- 2013 Morgan Estell _____ Outfield
- 2015 Emily Carosone _____ Infield
- Kasey Cooper _____ Infield
- Tiffany Howard _____ Outfield
- 2016 Emily Carosone _____ Infield
- Kasey Cooper _____ Infield
- Jade Rhodes _____ Infield
- 2017 Kaylee Carlson _____ Pitcher
- Kasey Cooper _____ Infield
- Carlee Wallace _____ Catcher
- 2018 Kaylee Carlson _____ Pitcher
- 2019 Casey McCrackin _____ Infield

SEC ALL-NEWCOMER TEAM (1)

- 2021 Maddison Koepke

SEC ALL-FRESHMAN TEAM (15)

- 2004 Sara Ghezzi
- Kristina McCain
- 2006 Tatiana Fernandez
- 2007 Anna Thompson
- 2011 Morgan Estell
- 2012 Branndi Melero
- 2013 Emily Carosone
- Tiffany Howard
- 2014 Kasey Cooper
- 2017 Alyssa Rivera
- 2018 Taylon Snow
- 2021 Sydney Cox**
- Makayla Packer**
- Maddie Penta**
- Shelby Lowe**

WCWS ALL-TOURNAMENT TEAM (6)

- 2015 Branndi Melero _____ Outfield
- Carlee Wallace _____ Catcher
- 2016 Emily Carosone _____ Infield
- Kasey Cooper _____ Infield
- Tiffany Howard _____ Outfield
- Jade Rhodes _____ Infield

SEC ALL-TOURNAMENT TEAM (19)

- 1997 Ashley Camp _____ Catcher
- Brenda Espinoza _____ Pitcher
- 2001 Michelle Martin _____ Catcher
- 2004 Paige Jones _____ Designated Player
- 2005 Amy Shaw _____ Outfield
- 2011 Angel Bunner _____ Pitcher
- Lauren Guzman _____ Shortstop
- 2015 Emily Carosone _____ Second Base
- Kasey Cooper _____ Third Base
- Haley Fagan _____ Shortstop



	Marcy Harper _____	Pitcher
2016	Kaylee Carlson _____	Pitcher
	Emily Carosone _____	Second Base
	Tiffany Howard _____	Outfield
	Carlee Wallace _____	Catcher
2017	Kaylee Carlson _____	Pitcher
	Kendall Veach _____	First Base
2019	Morgan Podany _____	Outfield
	Ashlee Swindle _____	Pitcher

SEC TOURNAMENT MVP (2)

2015	Emily Carosone
2016	Emily Carosone

SEC COMMUNITY SERVICE TEAM (18)

2003	Kim Freeland
2005	Anne Norton
2006	Joria Bell
2007	Joria Bell
2008	Joria Bell
2009	Anna Thompson
2010	Morgan Murphy
2011	Morgan Murphy
2012	Morgan Murphy
2013	Baylee Stephens
2014	Hilary Mavromat
2015	Jordan Rocker
2016	Anna Gibbs
2017	Kasey Cooper
2018	Victoria Draper
2019	Makayla Martin
2020	Justus Perry
2021	Justus Perry

2022 Shelby Lowe**SEC PITCHER OF THE WEEK (21)**

2002	Kristen Keyes _____	April 22
	Kristen Keyes _____	May 6
2003	Kristen Keyes _____	April 14
2004	Kristen Keyes _____	March 8
	Kristen Keyes _____	April 26
2005	Holly Currie _____	April 25
2006	Holly Currie _____	Feb. 27
2008	Brittany Day _____	March 31
2009	Anna Thompson _____	Feb. 25
2010	Anna Thompson _____	March 8
	Anna Thompson _____	March 15
	Anna Thompson _____	May 10
2011	Lauren Schmalz _____	May 2
2012	Lauren Schmalz _____	Feb. 20
	Jenee Loree _____	Feb. 27
	Jenee Loree _____	March 12
2017	Kaylee Carlson _____	May 8
2019	Chardonnay Harris _____	April 20
2020	Samantha Yarbrough _____	March 2
2022	Shelby Lowe _____	Feb. 14
	Maddie Penta _____	March 7

SEC PLAYER OF THE WEEK (24)

1999	Ashley Moore _____	March 2
	Marcella Passarelli _____	March 30
	Wendy Cork _____	April 27
2000	Jen Kraemer _____	March 26
	Marie Petrie _____	May 1
2001	Ashley Moore _____	Feb. 19
	Marie Petrie _____	May 7
2002	Sara Dean _____	April 1
2004	Sara Dean _____	March 29
2005	Sara Dean _____	April 4
	Paige Jones _____	May 2
2010	Kyndall White _____	May 10
2015	Brannndi Melero _____	April 6
	Emily Carosone _____	March 10
2016	Kasey Cooper _____	March 7
	Jade Rhodes _____	April 18
	Emily Carosone _____	April 25
2017	Haley Fagan _____	March 14
	Carlee Wallace _____	April 4
	Kasey Cooper _____	May 2
2018	Victoria Draper _____	March 5
2019	Tannon Snow _____	April 9
2020	Alyssa Rivera _____	March 2
2022	Makayla Packer _____	Feb. 28

SEC NEWCOMER OF THE WEEK (1)

2021	Maddison Koepke _____	April 20
------	-----------------------	----------

SEC FRESHMAN OF THE WEEK (17)

2006	Tatiana Fernandez _____	April 17
2007	Anna Thompson _____	Feb. 17
	Anna Thompson _____	April 30
2009	Jenee Loree _____	Feb. 9
2014	Kasey Cooper _____	March 10
	Kasey Cooper _____	April 28
2017	Alyssa Rivera _____	April 10
2018	Makenna Dowell _____	March 27
2020	Carlee McCondichie _____	March 2
2021	Shelby Lowe _____	March 8
	Shelby Lowe _____	March 30
	Maddie Penta _____	Feb. 15
	Maddie Penta _____	March 1
	Maddie Penta _____	April 20
2022	Jessie Blaine _____	March 22
	Bri Ellis _____	April 19
	Bri Ellis _____	May 3

PUERTO VALLARTA CHALLENGE ALL-TOURNAMENT TEAM (4)

2017	Kaylee Carlson _____	Pitcher
	Makayla Martin _____	Pitcher
	Kendall Veach _____	Infield
	Carlee Wallace _____	Catcher

NFCA LEADOFF CLASSIC ALL-TOURNAMENT TEAM (1)

2020	Tannon Snow
------	-------------

JANE B. MOORE MEMORIAL ALL-TOURNAMENT TEAM (5)

2022	Sydney Cox
	Carlee McCondichie
	Maddie Penta (Most Valuable Player)
	Nelia Peralta
	Rose Roach

PLAINSMAN INVITE ALL-TOURNAMENT TEAM (5)

2022	Denver Bryant
	Shelby Lowe
	Carlee McCondichie
	Makayla Packer
	Nelia Peralta

TIGER INVITATIONAL ALL-TOURNAMENT TEAM (5)

2022	Sydney Cox
	Shelby Lowe
	Carlee McCondichie
	Makayla Packer
	Maddie Penta

AUSPY'S FEMALE NEWCOMER OF THE YEAR (1)

2022	Shelby Lowe
-------------	--------------------

AUSPY'S VIRGIL STARKS III PASSION AWARD (1)

2020	Justus Perry
------	--------------

AUSPY'S FEMALE SPORTSMANSHIP AWARD (1)

2021	Makenna Dowell
------	----------------

SASS ACADEMIC ACHIEVEMENT AWARD (1)

2022	Samantha Yarbrough
------	--------------------

SEC SPRING ACADEMIC HONOR ROLL (205)

1999	Becky Cleary
	Wendy Cork
2000	Becky Cleary
	Jennifer Kraemer
	Kimball Pratt
2001	Becky Cleary
	Jennifer Kraemer
	Kimball Pratt
	Kim Freeland
	Jennifer Hammock
	Robin Thornburg
2002	Arin Cobb
	Kim Freeland
	Jennifer Hammock
	Jennifer Kramer
	Kimball Pratt
2003	Lindsey Chitwood
	Kim Freeland
	Tyanne Fries



Jennifer Hammock
 Jennifer Lofton
 Martha Phillips
 2004 Lindsey Chitwood
 Sara Dean
 Jennifer Diaz
 Camis Fenn
 Paige Jones
 Martha Phillips
 2005 Lolani Alvarez
 Sara Dean
 Sara Ghezzi
 Jean Jones
 Robin Martin
 Nicole Russo
 Lauren Walton
 2006 Jorja Bell
 Holly Currie
 Sara Ghezzi
 Robin Martin
 Nicole Russo
 Lauren Walton
 2007 Jorja Bell
 Sara Ghezzi
 Nicole Russo
 Lauren Walton
 2008 Jorja Bell
 Brittany Day
 Lindsay Harrelson
 Krista Klein
 Jessica Martin
 Anna Thompson
 2009 Katie Colton
 Lindsey Harrelson
 Holly Ragsdale
 Aurora Salter
 Anna Thompson
 Cassie Trosclair
 2010 Katie Colton
 Amber Harrison
 Jenee Loree
 Holly Ragsdale
 Aurora Salter
 Anna Thompson
 Kyndall White
 2011 Katie Colton
 Elizabeth Eisterhold
 Amber Harrison
 Elaine Loree
 Holly Ragsdale
 Baylee Stephens
 Liana Wuchte
 2012 Elizabeth Eisterhold
 Amber Harrison
 Jenee Loree
 Hilary Mavromat
 Maris Medina
 Morgan Murphy
 Caitlin Schultze
 Baylee Stephens

Liana Wuchte
 2013 Kelsey Bogaards
 Elizabeth Eisterhold
 Morgan Estell
 Anna Gibbs
 Marcy Harper
 Amber Harrison
 Tiffany Howard
 Caitlin Jordan
 Maris Medina
 Baylee Stephens
 Liana Wuchte
 2014 Kelsey Bogaards
 Emily Carosone
 Morgan Estell
 Anna Gibbs
 Tiffany Howard
 Caitlin Jordan
 McKenzie Kilpatrick
 Maris Medina
 Jordan Rocker
 2015 Kasey Cooper
 Madison Dickey
 Victoria Draper
 Morgan Estell
 Anna Gibbs
 Madison Gipson
 Marcy Harper
 Tiffany Howard
 McKenzie Kilpatrick
 Maria Mitchell
 Kimberlee Myers
 Jordan Rocker
 Courtney Shea
 Emily Spain
 Sydne Waldrop
 2016 Jenna Abbott
 Kelsey Bogaards
 Kaylee Carlson
 Emily Carosone
 Kasey Cooper
 Lexi Davis
 Madison Dickey
 Victoria Draper
 Anna Gibbs
 Madi Gipson
 Marcy Harper
 Tiffany Howard
 Whitney Jordan
 McKenzie Kilpatrick
 Casey McCrackin
 Maria Mitchell
 Kimberlee Myers
 Jordan Rocker
 Courtney Shea
 Hope Smith
 Emily Spain
 Sydne Waldrop
 Carlee Wallace
 Rachael Walters

2017 Jenna Abbott
 Kelsey Bogaards
 Kaylee Carlson
 Kasey Cooper
 Lexi Davis
 Victoria Draper
 Bree Fornis
 Anna Gibbs
 Madison Gipson
 Whitney Jordan
 Casey McCrackin
 Morgan Podany
 Courtney Shea
 Emily Spain
 Kendall Veach
 Sydne Waldrop
 Carlee Wallace
 2018 Kaylee Carlson
 KK Crocker
 Victoria Draper
 Bree Fornis
 Casey McCrackin
 Justus Perry
 Morgan Podany
 Courtney Shea
 Ashlee Swindle
 Kendall Veach
 2019 Rachel Cook
 Bree Fornis
 Makayla Martin
 Casey McCrackin
 Justus Perry
 Morgan Podany
 Ashlee Swindle
 Abby Tissier
 Kendall Veach
 2020 Rachel Cook
 Makenna Dowell
Aspyn Godwin
 Lexie Handley
 Haley Nillen
 Justus Perry
 Ashlee Swindle
 Abby Tissier
 2021 Rachel Cook
 Makenna Dowell
Maia Engelkes
Aspyn Godwin
 Lexie Handley
 Jadia Jones
 Maddison Koepke
 Maddie Majors
Carlee McCondichie
 Haley Nillen
 Alyssa Rivera
 Abby Tissier
 2022 KK Dismukes



HONORS & AWARDS

Maia Engelkes
 Reena Falisi
Aspyn Godwin
Shelby Lowe
 Maddie Majors
Carlee McCondichie
Maddie Penta
 Kelsey Schmidt
 Samantha Yarbrough

SEC FIRST-YEAR ACADEMIC HONOR ROLL (65)

- 2003 Jennifer Diaz
Janet Spivey
- 2004 Aubrey Boag
Sara Ghezzi
Lauren Walton
- 2007 Alicia Hunolt
Krista Klein
Anna Thompson
- 2008 Katie Colton
Aurora Salter
Cassie Trosclair
- 2009 Amber Harrison
Jenee Loree
Alexa Martinez
- 2010 Kelsey Cartwright
Baylee Stephens
Liana Wuchte
- 2011 Morgan Estell
Hilary Mavromat
Maris Medina

- 2014 Kasey Cooper
Victoria Draper
Sydne Waldrop
- 2016 Blaire Bass
Bree Fornis
Tali Milde
Morgan Podany
Kendall Veach
- 2017 Alexa Nemeth
Justus Perry
Alyssa Rivera
Ashlee Swindle
- 2018 Kara Bilodeau
Dakota Morrow
Jenna Olszewski
Livy Schiele
Taylon Snow
Abby Tissier

- 2019 Aspyn Godwin**
Lexie Handley
Haley Nillen
- 2020 Jaylin Calvert
KK Dismukes
Maia Engelkes
Phoebe Florian
Lindsey Garcia
Jadia Jones
Maddison Koepke
Maddie Majors
Carlee McCondichie
Madi Perry
Samantha Yarbrough

- 2021 Sydney Cox**
Reena Falisi
Paige Geraghty
Maddie Penta
Kelsey Schmidt
- 2022 Jessie Blaine**
Kenadie Cooper
Bri Ellis
Aubrie Lisenby
Riley McNemar
Nelia Peralta
Rose Roach
Abbey Smith

CURRENT STUDENT-ATHLETES IN **BOLD**.





BATTING RECORDS

AT BATS

TOTAL	OPPONENT	DATE
1. 52	Troy	3/3/1998
52	Ole Miss	3/7/2009
52	at LSU	3/9/2018
4. 51	at Florida State	4/15/2000
51	at Mississippi State	3/18/2016

RUNS SCORED

TOTAL	OPPONENT	DATE
1. 28	Butler	2/13/2016
2. 26	Alabama A&M	2/14/1999
3. 23	at Arkansas	4/16/2016
23	Alabama A&M	2/14/1999
5. 22	at Appalachian State	2/14/2016
22	at Savannah State	3/15/2014
22	at Alabama State	3/21/2018

HITS

TOTAL	OPPONENT	DATE
1. 26	Butler	2/13/2016
2. 23	vs. Fordham	2/21/2016
3. 22	at Indiana State	2/28/2016
4. 21	Alabama A&M	2/14/1999
21	at Tennessee	3/25/2000

RBI

TOTAL	OPPONENT	DATE
1. 28	Butler	2/13/2016
2. 26	Alabama A&M	2/14/1999
3. 22	at Arkansas	4/16/2016
22	at Appalachian State	2/14/2016
22	at Savannah State	3/15/2014

DOUBLES

TOTAL	OPPONENT	DATE
1. 10	at Wichita State	2/19/2000
2. 7	Mississippi Valley	4/23/2011
3. 6 (7x)	last, vs. Fordham	2/21/2016

TRIPLES

TOTAL	OPPONENT	DATE
1. 3	at Ole Miss	3/31/2001
2. 2 (21x)	last, at Alabama State	4/27/2022

HOME RUNS

TOTAL	OPPONENT	DATE
1. 5	at Miami (Ohio)	2/10/2006
5	vs. Alabama State	2/12/2011
5	Butler	2/13/2016
5	Ohio State	2/27/2015
5	at Indiana State	2/28/2016

MOST TOTAL BASES

TOTAL	OPPONENT	DATE
1. 47	Butler	2/13/2016
2. 39	vs. DePaul	2/20/2016
39	at Indiana State	2/28/2016
4. 37	vs. Fordham	2/21/2016
5. 34	at Arkansas	4/16/2016
34	at Savannah State	3/15/2014

WALKS

TOTAL	OPPONENT	DATE
1. 16	Louisiana	5/22/2015
2. 13	vs. Syracuse	3/1/2014
13	vs. UCLA	5/30/2015
4. 12	Western Kentucky	2/12/2016
12	at Alabama	5/5/2017

HIT BY PITCH

TOTAL	OPPONENT	DATE
1. 5	Alabama State	2/9/2005
5	Marshall	2/14/2014
5	at South Florida	3/2/2007
2. 4 (13x)	last, Eastern Illinois	2/23/2019

SACRIFICE FLIES

TOTAL	OPPONENT	DATE
1. 3	at UAB	4/13/2016
2. 2 (32x)	last, vs. Louisiana	5/21/22

SACRIFICE HITS

TOTAL	OPPONENT	DATE
1. 5	Arkansas	4/5/1997
5	vs. North Carolina	2/23/2007
5	vs. Tennessee	5/9/2003
4. 4 (14x)	last, at LSU	5/8/2021

STOLEN BASES

TOTAL	OPPONENT	DATE
1. 10	Alabama A&M	2/14/1999
2. 8	at Alabama A&M	3/24/1999
3. 7	vs. Mercer	2/7/2003
4. 6 (9x)	last, Alabama State	4/17/2019

PITCHING RECORDS

INNINGS PITCHED

TOTAL	OPPONENT	DATE
1. 14.0	at Mississippi State	3/18/2016
2. 13.2	at LSU	3/9/2018
3. 13.0	at Florida State	4/15/2000
13.0	Troy	3/3/1998
13.0	Ole Miss	3/7/2009

HITS ALLOWED

TOTAL	OPPONENT	DATE
1. 18	LSU	3/19/1999
18	South Carolina	3/19/2022
3. 17	vs. Kansas	2/22/2013
17	vs. UCLA	5/30/2015
6. 16 (6x)	last, Florida	4/17/2011

RUNS ALLOWED

TOTAL	OPPONENT	DATE
1. 17	at Arkansas	4/10/2022
2. 16	vs. Iowa	3/6/2005
3. 14	Alabama	4/1/2000
14	Florida	4/16/2011
14	at Arizona State	2/12/2010

MOST EARNED RUNS ALLOWED

TOTAL	OPPONENT	DATE
1. 16	vs. Iowa	3/6/2005
2. 14	Alabama	4/1/2000
3. 13	Alabama	4/18/2015
13	Florida	3/8/2013
5. 12	Florida	4/17/2011
12	Alabama	4/18/2015
12	at Alabama	3/24/2013

WALKS ALLOWED

TOTAL	OPPONENT	DATE
1. 12	at Tennessee	4/30/2016
12	at Evansville	2/11/2006
3. 10	Alabama	4/25/2009
4. 9 (4x)	last, vs. Florida	5/31/2015

STRIKEOUTS

TOTAL	OPPONENT	DATE
1. 19	at Ole Miss	3/16/2008
2. 18	at Middle Tennessee	2/20/2009
18	vs. Illinois State	2/26/2010
4. 17 (5x)	last, IUPUI	2/27/2021

STRIKEOUTS LOOKING

TOTAL	OPPONENT	DATE
1. 9	vs. Illinois State	2/26/2010
2. 8	UAB	2/8/2000
3. 7	LaGrange College	2/14/1998
7	vs. Hofstra	5/20/2004
5. 6 (9x)	last, IUPUI	2/27/2021

BATTERS FACED

TOTAL	OPPONENT	DATE
1. 61	at LSU	3/9/2018
2. 60	Ole Miss	3/7/2009
3. 57	vs. UCLA	5/30/2015
4. 55	at Florida State	4/15/2000
55	South Carolina	3/19/2022

FIELDING RECORDS

CHANCES

TOTAL	OPPONENT	DATE
1. 66	at LSU	3/9/2018
2. 61	at Mississippi State	3/18/2016
3. 60	at Florida State	4/15/2000
60	Ole Miss	3/7/2009
5. 57	South Carolina	3/19/2022

PUTOUTS

TOTAL	OPPONENT	DATE
1. 42	at Mississippi state	3/18/2016
2. 41	at LSU	3/9/2018
3. 39	at Florida State	4/15/2000
39	Troy	3/3/1998
39	Ole Miss	3/7/2009

ASSISTS

TOTAL	OPPONENT	DATE
1. 21	at LSU	3/9/2018
21	Arkansas	3/24/2001
3. 19	at Mississippi State	3/18/2016
4. 18	at Florida State	4/15/2000
5. 17 (5x)	last, South Carolina	3/19/2022

DOUBLE PLAYS

TOTAL	OPPONENT	DATE
1. 4	Louisiana	5/23/2015
2. 3 (6x)	last, Drake	2/16/2019

CAUGHT STEALING BY

TOTAL	OPPONENT	DATE
1. 3	Arkansas	4/5/1997
3	vs. Missouri	2/9/2003
3	at Alabama A&M	3/24/1999
4. 2 (30x)	last, Tennessee	5/2/2021

Records set during the Mickey Dean era are listed in **BOLD**.

**BATTING RECORDS****AT BATS**

TOTAL	OPPONENT	DATE
1. 52	Ole Miss	3/7/2009
52	at LSU	3/9/2018
3. 51	at Mississippi State	4/18/2016
4. 44	at Ole Miss	3/31/2001
5. 42	at Tennessee	3/25/2000
42	South Carolina	3/19/2022

RUNS SCORED

TOTAL	OPPONENT	DATE
1. 23	at Arkansas	4/16/2016
2. 21	at Arkansas	4/15/2016
3. 18	at Tennessee	3/25/2000
4. 17	Kentucky	4/28/2002
5. 14 (3x)	last, at Missouri	3/27/2015

HITS

TOTAL	OPPONENT	DATE
1. 21	at Tennessee	3/25/2000
2. 20	at Arkansas	4/16/2016
3. 16	at Arkansas	4/15/2016
16	Kentucky	4/28/2002
16	Ole Miss	3/7/2009

RBI

TOTAL	OPPONENT	DATE
1. 22	at Arkansas	4/16/2016
2. 17	at Arkansas	4/15/2016
17	Kentucky	4/28/2002
4. 16	at Tennessee	3/25/2000
5. 14	at Ole Miss	3/14/2015
14	Kentucky	5/3/2008

DOUBLES

TOTAL	OPPONENT	DATE
1. 5 (7x)	last, at Mississippi State	3/24/2019

TRIPLES

TOTAL	OPPONENT	DATE
1. 3	at Ole Miss	3/31/2001
2. 2 (4x)	last, at Georgia	4/2/2017

HOME RUNS

TOTAL	OPPONENT	DATE
1. 4 (7x)	last, at Arkansas	4/17/2016

MOST TOTAL BASES

TOTAL	OPPONENT	DATE
1. 34	at Arkansas	4/16/2016
2. 29	at Ole Miss	3/14/2015
29	at Tennessee	3/25/2000
4. 28	at Arkansas	4/15/2016
5. 27	at Mississippi State	4/2/2005
27	Tennessee	4/4/2015

WALKS

TOTAL	OPPONENT	DATE
1. 12	at Alabama	5/5/2017
2. 11	at Georgia	3/31/2017
3. 10	Alabama	4/18/2015
4. 9	at Arkansas	4/16/2016
9	at Mississippi State	3/18/2016

HIT BY PITCH

TOTAL	OPPONENT	DATE
1. 4 (5x)	last, Kentucky	3/20/2015

SACRIFICE FLIES

TOTAL	OPPONENT	DATE
1. 2 (11x)	last, Alabama	4/18/2015

SACRIFICE HITS

TOTAL	OPPONENT	DATE
1. 5	Arkansas	4/5/1997
2. 4 (11x)	last, at LSU	5/8/2021

STOLEN BASES

TOTAL	OPPONENT	DATE
1. 6	Ole Miss	3/18/2007
6	at Alabama	3/23/2013
6	Kentucky	3/28/1999
6	Mississippi State	5/6/2012
5. 4 (16x)	last, at Texas A&M	4/10/2021

PITCHING RECORDS**INNINGS PITCHED**

TOTAL	OPPONENT	DATE
1. 14.0	at Mississippi State	3/18/2016
2. 13.2	at LSU	3/9/2018
3. 13.0	Ole Miss	3/7/2009
4. 12.0	Kentucky	3/24/2018
5. 11.0	Tennessee	4/12/2003
11.0	at Ole Miss	3/16/2008
11.0	South Carolina	3/19/2022

HITS ALLOWED

TOTAL	OPPONENT	DATE
1. 18	LSU	3/19/1999
18	South Carolina	3/19/2022
3. 16 (6x)	last, Florida	4/17/2011

RUNS ALLOWED

TOTAL	OPPONENT	DATE
1. 17	at Arkansas	4/10/2022
2. 14	Alabama	4/1/2000
14	Florida	4/16/2011
4. 13 (5x)	last, vs. Texas A&M	5/7/2016

MOST EARNED RUNS ALLOWED

TOTAL	OPPONENT	DATE
1. 14	Alabama	4/1/2000
2. 13	Alabama	4/18/2015
13	Florida	3/8/2013
4. 12	Florida	4/17/2011
12	Alabama	4/18/2015
12	at Alabama	3/24/2013

WALKS ALLOWED

TOTAL	OPPONENT	DATE
1. 12	at Tennessee	4/30/2016
2. 10	Alabama	4/25/2009
3. 9	Alabama	4/1/2000
4. 9	Missouri	4/12/2014
5. 8 (9x)	last, at Tennessee	5/1/2016

STRIKEOUTS

TOTAL	OPPONENT	DATE
1. 19	at Ole Miss	3/16/2008
2. 17	Florida	4/27/2019
3. 16	Tennessee	4/12/2003
16	at South Carolina	3/28/2004
5. 15	at Mississippi State	3/18/2016

STRIKEOUTS LOOKING

TOTAL	OPPONENT	DATE
1. 6	Tennessee	4/12/2003
6	at Kentucky	4/19/2003
6	at South Carolina	3/27/2010
4. 5 (8x)	Kentucky	3/21/2015

BATTERS FACED

TOTAL	OPPONENT	DATE
1. 61	at LSU	3/9/2018
2. 60	Ole Miss	3/7/2009
3. 55	South Carolina	3/19/2022
4. 51	at Mississippi State	3/18/2016
51	at Ole Miss	3/31/2001

FIELDING RECORDS**CHANCES**

TOTAL	OPPONENT	DATE
1. 66	at LSU	3/9/2018
2. 61	at Mississippi State	3/18/2016
3. 60	Ole Miss	3/7/2009
4. 57	South Carolina	3/19/2022
5. 50	Kentucky	3/24/2018

PUTOUTS

TOTAL	OPPONENT	DATE
1. 42	at Mississippi State	3/18/2016
2. 41	at LSU	3/9/2018
3. 39	Ole Miss	3/7/2009
4. 36	Kentucky	3/24/2018
5. 33	Tennessee	4/12/2003
33	at Ole Miss	3/16/2008
33	South Carolina	3/19/2022

ASSISTS

TOTAL	OPPONENT	DATE
1. 21	at LSU	3/9/2018
21	Arkansas	3/24/2001
3. 19	at Mississippi State	3/18/2016
4. 17	South Carolina	3/19/2022
5. 16 (3x)	last, at Alabama	5/5/2017

DOUBLE PLAYS

TOTAL	OPPONENT	DATE
1. 3	Missouri	4/15/2017
3	Mississippi State	4/21/2010
3. 2 (33x)	last, Texas A&M	3/11/2022

CAUGHT STEALING BY

TOTAL	OPPONENT	DATE
1. 3	Arkansas	4/5/1997
2. 2 (11x)	last, Tennessee	5/2/2021

Records set during the Mickey Dean era are listed in **BOLD**.

**LONGEST GAME**

5:00 vs. Alabama A&M Feb. 14, 1999

SHORTEST GAME

1:05 at Georgia March, 17, 2001

MOST INNINGS

14 at Mississippi State March 18, 2016

LONGEST WINNING STREAK

17 Games March 20, 2016 to April 20, 2016

LONGEST HOME WINNING STREAK

26 Games April 18, 2015 to March 9, 2016

LONGEST ROAD WINNING STREAK

9 Games March 20, 2016 to April 17, 2016

LONGEST LOSING STREAK

10 Games April 7, 2001 to April 21, 2001

LONGEST HOME LOSING STREAK

8 Games March 29, 2005 to May 2, 2005

LONGEST ROAD LOSING STREAK

7 Games April 4, 1998 to April 13, 1998

LARGEST MARGIN OF VICTORY26 26-0 vs. Alabama A&M Feb. 14, 1999
28-2 vs. Butler Feb. 13, 2016**LARGEST LOSING MARGIN**

15 16-1 vs. Iowa March 6, 2005

HIGHEST ATTENDANCE - HOME

2,620 vs. Yale Feb. 25, 2017

HIGHEST ATTENDANCE - ROAD

4,015 at Alabama May 7, 2017

HIGHEST ATTENDANCE - NEUTRAL

9,515 vs. UCLA May 30, 2015





BATTING RECORDS

BATTING AVERAGE

	TOTAL	YEAR
1.	.339 (606-1788)	2015
2.	.317 (599-1888)	2016
3.	.308 (532-1729)	2005
4.	.305 (484-1585)	2014
5.	.299 (431-1443)	2022
6.	.286 (443-1549)	2019
7.	.285 (446-1565)	1999
8.	.284 (491-1726)	2000
9.	.281 (419-1490)	2018
10.	.280 (426-1519)	2006

SLUGGING PERCENTAGE

	TOTAL	YEAR
1.	.572 (1788 AB)	2015
2.	.557 (1443 AB)	2022
3.	.525 (1888 AB)	2016
4.	.519 (1585 AB)	2014
5.	.499 (1729 AB)	2005
6.	.476 (1549 AB)	2019
7.	.441 (1577 AB)	2017
8.	.428 (1505 AB)	2011
9.	.426 (1490 AB)	2018
10.	.421 (1519 AB)	2006

ON BASE PERCENTAGE

	TOTAL	YEAR
1.	.460 (1788 AB)	2015
2.	.437 (1888 AB)	2016
3.	.423 (1585 AB)	2014
4.	.399 (1577 AB)	2017
5.	.384 (1729 AB)	2005
6.	.379 (1490 AB)	2018
7.	.375 (1443 AB)	2022
8.	.375 (1350 AB)	2013
9.	.369 (1549 AB)	2019
10.	.359 (1519 AB)	2006

STOLEN BASE PERCENTAGE

	TOTAL	YEAR
1.	.944 (17-18)	2014
2.	.875 (28-32)	2017
3.	.854 (35-41)	2016
4.	.839 (26-31)	2015
5.	.833 (70-84)	2009
6.	.802 (69-86)	2019
7.	.797 (106-133)	2004
8.	.796 (74-93)	2013
9.	.795 (70-88)	2022
10.	.791 (34-43)	2020*

GAMES PLAYED

	TOTAL	YEAR
1.	70	2016
2.	69	1997
3.	68	2005
4.	67	2015
5.	65	2002
	65	2000
7.	63	2001
8.	62	2014
9.	61	2017
10.	60	1999
	60	2019
	60	2004
	60	2008

AT BATS

TOTAL	YEAR
-------	------

1.	1888	2016
2.	1828	1997
3.	1788	2015
4.	1729	2005
5.	1726	2000
6.	1706	2001
7.	1601	2002
8.	1585	2014
9.	1577	2017
10.	1565	1999

RUNS SCORED

	TOTAL	YEAR
1.	556	2016
2.	526	2015
3.	440	2014
4.	375	2005
5.	342	2022
6.	334	2017
7.	332	2019
8.	295	2018
9.	284	1999
	284	2001

HITS

	TOTAL	YEAR
1.	606	2015
2.	599	2016
3.	532	2005
4.	491	2000
5.	484	2014
6.	473	2001
7.	470	1997
8.	446	1999
9.	443	2019
10.	437	2017

DOUBLES

	TOTAL	YEAR
1.	107	2000
2.	99	2016
3.	97	2011
	97	2015
5.	95	2001
6.	94	2005
7.	87	2014
8.	84	2002
9.	81	2022
10.	75	2017

TRIPLES

	TOTAL	YEAR
1.	17	2022
2.	16	2005
3.	15	2017
4.	13	2016
5.	12	2008
	12	2019
	12	2018
8.	11	2015
9.	10	2006
	10	2012

HOME RUNS

	TOTAL	YEAR
1.	99	2015
2.	89	2016
3.	86	2022
4.	83	2014
5.	68	2005
6.	66	2019
7.	51	2017

8.	48	2002
9.	47	2001
10.	46	2012

RUNS BATTED IN

	TOTAL	YEAR
1.	499	2016
2.	474	2015
3.	411	2014
4.	318	2005
5.	304	2022
6.	303	2017
7.	297	2019
8.	263	2018
9.	246	2001
10.	239	2000

TOTAL BASES

	TOTAL	YEAR
1.	1022	2015
2.	991	2016
3.	862	2005
4.	822	2014
5.	804	2022
6.	738	2019
7.	724	2000
8.	717	2001
9.	695	2017
10.	672	2002

WALKS

	TOTAL	YEAR
1.	356	2015
2.	349	2016
3.	286	2017
4.	270	2014
5.	215	2018
6.	201	2005
7.	178	2019
8.	177	2013
9.	160	2011
10.	158	2009

INTENTIONAL WALKS

	TOTAL	YEAR
1.	12	2002
2.	9	2008
	9	2007
4.	8	2019
	8	2001
	8	2003
7.	7	1999
	7	2004
	7	2009
10.	6	2000

HIT BY PITCH

	TOTAL	YEAR
1.	68	2016
2.	66	2014
	66	2015
4.	63	2008
5.	53	2012
6.	49	2007
7.	44	2000
8.	43	2009
9.	42	2017
10.	40	1999

**FEWEST STRIKEOUTS**

	TOTAL	YEAR
1.	96	2020*
2.	186	1998
3.	221	2018
4.	224	2021
5.	233	2019
6.	234	1997
7.	249	1999
8.	258	2022
9.	274	2012
10.	279	2013

SACRIFICE FLIES

	TOTAL	YEAR
1.	27	2015
2.	22	2016
3.	20	2005
4.	19	2014
5.	18	2022
6.	17	2018
7.	16	2011
8.	15	2019
	15	2008
10.	14	2017

SACRIFICE HITS

	TOTAL	YEAR
1.	102	1997
2.	68	1998
3.	59	2007
4.	55	2001
5.	54	2000
6.	51	2003
	51	2002
8.	48	2005
	48	2009
10.	45	2012

STOLEN BASES

	TOTAL	YEAR
1.	106 (106-133)	2004
2.	99 (99-129)	2018
3.	86 (86-112)	1999
4.	78 (78-101)	2005
5.	74 (74-93)	2013
6.	72 (72-101)	2002
7.	70 (70-84)	2009
	70 (70-88)	2022
9.	69 (69-90)	2021
	69 (69-86)	2019
	69 (69-100)	1997

FEWEST CAUGHT STEALING

	TOTAL	YEAR
1.	1 (17-18)	2014
2.	4 (28-32)	2017
3.	5 (26-31)	2015
4.	6 (35-41)	2016
5.	9 (34-43)	2020*
6.	11 (33-44)	2012
7.	14 (70-84)	2009
8.	15 (33-48)	2007
9.	17 (69-86)	2019
10.	18 (70-88)	2022

STOLEN BASE ATTEMPTS

	TOTAL	YEAR
1.	133 (106-133)	2004
2.	129 (99-129)	2018
3.	112 (86-112)	1999
4.	101 (72-101)	2002

	101 (78-101)	2005
6.	100 (69-100)	1997
7.	93 (74-93)	2013
8.	90 (69-90)	2021
9.	88 (70-88)	2022
10.	86 (69-86)	2019

FEWEST GROUNDED INTO DP

	TOTAL	YEAR
1.	1	2002
2.	2	2001
3.	3	2000
	3	2010
5.	4	2004
	4	1997
	4	1998
8.	5	2008
	5	2013
	5	2020*

**PITCHING RECORDS****EARNED RUN AVERAGE**

	TOTAL	YEAR
1.	1.37 (397.1 IP)	2018
2.	1.40 (409.2 IP)	2004
3.	1.74 (405.2 IP)	2017
4.	1.78 (392.1 IP)	2006
5.	2.01 (411.1 IP)	2008
6.	2.01 (376.1 IP)	2012
7.	2.03 (347.2 IP)	2021
8.	2.19 (454.0 IP)	2016
9.	2.21 (437.2 IP)	2005
10.	2.23 (386.0 IP)	2010

OPPONENT BATTING AVERAGE

	TOTAL	YEAR
1.	.160 (409.2 IP)	2004
2.	.204 (376.1 IP)	2012
3.	.204 (397.1 IP)	2018
4.	.208 (392.1 IP)	2006
5.	.209 (411.1 IP)	2008
6.	.211 (367.0 IP)	2007
7.	.211 (437.2 IP)	2005
8.	.215 (418.0 IP)	2009
9.	.217 (363.2 IP)	2022
10.	.218 (386.0 IP)	2010

WALKS ALLOWED/7 INNINGS

	TOTAL	YEAR
1.	1.53 (397.1 IP)	2018
2.	1.64 (405.2 IP)	2017
3.	1.86 (376.1 IP)	2012
4.	2.01 (442.1 IP)	2000
5.	2.02 (363.2 IP)	2022
6.	2.09 (411.1 IP)	2008
7.	2.26 (425.0 IP)	2001
8.	2.33 (483.1 IP)	1997
9.	2.38 (347.2 IP)	2021
10.	2.39 (386.0 IP)	2010

STRIKEOUTS/7 INNINGS

	TOTAL	YEAR
1.	9.38 (367.0 IP)	2007
2.	8.93 (363.2 IP)	2022
3.	8.49 (411.1 IP)	2008
4.	7.98 (409.2 IP)	2004
5.	7.82 (386.0 IP)	2010
6.	7.71 (392.1 IP)	2006
7.	7.64 (418.0 IP)	2009
8.	7.51 (347.2 IP)	2021
9.	6.93 (392.0 IP)	2011
10.	6.91 (437.2 IP)	2005

WINS

	TOTAL	YEAR
1.	58 (58-12)	2016
2.	56 (56-11)	2015
3.	50 (50-18)	2005
4.	49 (49-12)	2017
5.	42 (42-18)	2004
	42 (42-19)	2014
7.	41 (41-17)	2018
8.	40 (40-19)	2011
	40 (40-17)	2022
10.	39 (39-21)	2019

FEWEST LOSSES

	TOTAL	YEAR
1.	11 (16-11)	2020*
	11 (56-11)	2015
3.	12 (58-12)	2016
	12 (49-12)	2017
5.	17 (41-17)	2018
	17 (40-17)	2022
7.	18 (50-18)	2005
	18 (42-18)	2004
9.	19 (40-19)	2011
	19 (42-19)	2014

SAVES

	TOTAL	YEAR
1.	9	2008
	9	2000
	9	2002
	9	2005
5.	7	2006
	7	2016
	7	2010
8.	6	2014
	6	2017
	6	2022
	6	1998

COMPLETE GAMES

	TOTAL	YEAR
1.	40	2005
2.	35	2014
3.	34	2004
4.	33	2002
5.	32	2009
	32	2006
7.	31	2017
	31	1997
9.	28	1999
	28	2011

SHUTOUTS

	TOTAL	YEAR
1.	24	2004
2.	23	2018
3.	20	2017
4.	19	2008



19	2016
6. 17	2005
7. 14	2002
14	2006
9. 13	2019
13	1999
13	2014
13	2012

INNINGS PITCHED

TOTAL	YEAR
1. 483.1	1997
2. 454.0	2016
3. 442.1	2000
4. 437.2	2005
5. 431.0	2015
6. 427.2	2002
7. 425.0	2001
8. 418.0	2009
9. 411.1	2008
10. 409.2	2004

FEWEST HITS ALLOWED

TOTAL	YEAR
1. 165	2020*
2. 226	2004
3. 282	2007
282	2012
5. 288	2021
6. 295	2018
7. 298	2022
8. 300	2006
9. 310	2010
10. 323	2011

FEWEST RUNS ALLOWED

TOTAL	YEAR
1. 93	2018
2. 108	2020*
108	2004
4. 126	2021
5. 127	2017
6. 144	2012
7. 160	2007
160	2008
9. 162	2006
10. 170	2022

FEWEST EARNED RUNS ALLOWED

TOTAL	YEAR
1. 75	2020*
2. 78	2018
3. 82	2004
4. 100	2006
5. 101	2021
101	2017
7. 108	2012
8. 118	2008
9. 123	2010
10. 127	2007

FEWEST WALKS ALLOWED

TOTAL	YEAR
1. 77	2020*
2. 87	2018
3. 95	2017
4. 100	2012
5. 105	2022
6. 118	2021
7. 123	2008
8. 127	2000
9. 132	2010

10. 134	2013
---------	------

STRIKEOUTS

TOTAL	YEAR
1. 499	2008
2. 492	2007
3. 467	2004
4. 464	2022
5. 456	2009
6. 432	2006
432	2005
8. 431	2010
9. 388	2011
10. 373	2021

STRIKEOUTS LOOKING

TOTAL	YEAR
1. 128	2008
2. 122	2007
3. 117	2003
4. 113	2009
5. 110	1997
6. 108	2010
7. 105	2004
8. 102	2011
9. 97	2005
10. 93	2022

FEWEST HOME RUNS ALLOWED

TOTAL	YEAR
1. 11	2020*
11	1998
3. 12	1997
4. 17	2017
17	2004
6. 19	2000
7. 20	2018
8. 24	2021
9. 25	2006
25	2002

BATTERS FACED

TOTAL	YEAR
1. 2147	1997
2. 2012	2000
3. 1946	2015
4. 1931	2016
5. 1898	2001
6. 1875	2005
1875	2002
8. 1800	2009
9. 1745	2008
10. 1736	2003

FEWEST WILD PITCHES

TOTAL	YEAR
1. 9	2017
2. 12	2021
12	2018
12	2004
5. 16	2001
16	2020*
7. 21	2016
8. 22	2013
9. 23	2012
23	1999

FEWEST HIT BATTERS

TOTAL	YEAR
1. 6	2000
2. 10	2018
3. 13	2020*

13	2019
5. 17	1998
17	2006
7. 18	2017
8. 19	1999
9. 20	2007
10. 24	2013
24	2008

RUNNERS PICKED OFF

TOTAL	YEAR
1. 10	2005
2. 6	2004
6	2010
4. 4	2000
4	1997
6. 3	2001
3	2003
3	2011
9. 2	2006
2	1999
2	2019
2	2008
2	2017
2	2002

FIELDING RECORDS**FIELDING PERCENTAGE**

TOTAL	YEAR
1. .979 (1174-481-35)	2014
2. .978 (1192-533-39)	2018
3. .975 (1293-491-45)	2015
4. .970 (1217-581-56)	2017
5. .969 (1229-359-50)	2004
6. .969 (1362-609-63)	2016
7. .968 (1164-474-54)	2019
.968 (1043-318-45)	2021
9. .964 (1283-446-65)	2002
10. .963 (1129-422-60)	2012
.963 (1176-398-61)	2011

LOWEST STOLEN BASE AGAINST PCT.

TOTAL	YEAR
1. .571 (24-42)	2012
2. .583 (14-24)	2019
3. .593 (32-54)	2004
4. .596 (28-47)	2005
5. .600 (36-60)	2006
6. .619 (39-63)	2002
7. .625 (20-32)	2018
8. .636 (28-44)	2011
9. .650 (39-60)	2010
10. .662 (51-77)	2009

CHANCES

TOTAL	YEAR
1. 2194	1997
2. 2067	2000
3. 2034	2016
4. 1920	2001
5. 1870	2005
6. 1854	2017
7. 1829	2015
8. 1794	2002
9. 1764	2018
10. 1742	1998

PUTOUTS

TOTAL	YEAR
1. 1450	1997
2. 1362	2016



3.	1327	2000
4.	1313	2005
5.	1293	2015
6.	1283	2002
7.	1274	2001
8.	1254	2009
9.	1234	2008
10.	1229	2004

ASSISTS

	TOTAL	YEAR
1.	626	2000
2.	625	1997
3.	609	2016
4.	581	2017
5.	533	2018
6.	530	2001
7.	527	1998
8.	491	2015
9.	485	2005
10.	481	2014

FEWEST ERRORS

	TOTAL	YEAR
1.	35	2020*
	35	2014
3.	39	2018
4.	45	2021
	45	2015
6.	50	2004
7.	54	2019
	54	2022
9.	56	2017
	56	2007

DOUBLE PLAYS

	TOTAL	YEAR
1.	47	2017
2.	42	2015
3.	41	2016
4.	38	2014
5.	30	2019
6.	25	2018
7.	24	2000
	24	2011
	24	1998
10.	22	2005

CAUGHT STEALING BY

	TOTAL	YEAR
1.	30	1999
2.	26	2009
3.	24	2006
	24	1997
	24	2002
6.	22	2004
7.	21	2010
8.	20	2007
9.	19	2005
10.	18	2012

FEWEST STOLEN BASES AGAINST

	TOTAL	YEAR
1.	14	2019
2.	20	2018
3.	21	2016
4.	22	2015
5.	24	2012
6.	26	2020*
7.	28	2011
	28	2005
9.	32	2004
	32	2014

FEWEST PASSED BALLS

	TOTAL	YEAR
1.	2	2017
2.	3	2005
3.	5	2003
	5	2001
5.	6	2016
6.	7	2019
7.	8	2021
	8	2002
	8	2012
	8	2015

**The 2020 season was suspended due to the COVID-19 pandemic.*

Records set during the Mickey Dean era are listed in **BOLD**.





BATTING RECORDS

BATTING AVERAGE

	TOTAL	YEAR
1.	.329 (215-653)	2015
2.	.319 (237-743)	2005
3.	.289 (179-619)	2016
4.	.269 (199-741)	2011
5.	.268 (197-734)	1998

SLUGGING PERCENTAGE

	TOTAL	YEAR
1.	.553 (653 AB)	2015
2.	.540 (743 AB)	2005
3.	.479 (632 AB)	2022
4.	.477 (619 AB)	2016
5.	.438 (621 AB)	2014

ON BASE PERCENTAGE

	TOTAL	YEAR
1.	.445 (653 AB)	2015
2.	.407 (619 AB)	2016
3.	.380 (743 AB)	2005
4.	.375 (621 AB)	2014
5.	.349 (622 AB)	2017

STOLEN BASE PERCENTAGE

	TOTAL	YEAR
1.	.875 (14-16)	2016
2.	.857 (12-14)	2017
3.	.833 (5-6)	2015
4.	.808 (21-26)	2009
5.	.804 (45-56)	2004

AT BATS

	TOTAL	YEAR
1.	814	2001
2.	796	1997
3.	775	1999
4.	758	2006
5.	749	2000

RUNS SCORED

	TOTAL	YEAR
1.	173	2015
2.	161	2005
3.	150	2016
4.	120	2001
5.	116	2014

HITS

	TOTAL	YEAR
1.	237	2005
2.	215	2015
3.	213	2001
4.	199	2011
5.	197	1998

DOUBLES

	TOTAL	YEAR
1.	48	2002
2.	39	2001
	39	2011
4.	36	2003
5.	35	2000

TRIPLES

	TOTAL	YEAR
1.	10	2005
2.	6	2012
	6	2017
4.	5	2011

5.	4	2015
	4	2013
	4	2018

HOME RUNS

	TOTAL	YEAR
1.	38	2022
2.	37	2005
3.	36	2015
4.	30	2016
5.	29	2014

RUNS BATTED IN

	TOTAL	YEAR
1.	151	2015
2.	135	2005
3.	133	2016
4.	112	2014
5.	106	2001

TOTAL BASES

	TOTAL	YEAR
1.	401	2005
2.	361	2015
3.	333	2001
4.	308	2002
5.	303	2022

WALKS

	TOTAL	YEAR
1.	111	2015
2.	109	2016
3.	100	2017
4.	90	2014
5.	74	2005

INTENTIONAL WALKS

	TOTAL	YEAR
1.	11	2002
2.	6	2001
	6	2019
	6	2008
	6	2007
	6	2003

HIT BY PITCH

	TOTAL	YEAR
1.	35	2015
2.	28	2008
3.	27	2012
4.	24	2014
5.	23	1999

FEWEST STRIKEOUTS

	TOTAL	YEAR
1.	17	2020*
2.	83	1998
3.	107	2015
4.	109	2019
5.	111	2018

SACRIFICE FLIES

	TOTAL	YEAR
1.	12	2015
2.	8	2005
3.	7	2014
	7	2011
5.	6	2003
	6	2004
	6	1999
	6	1998
	6	1997

SACRIFICE HITS

	TOTAL	YEAR
1.	49	1997
2.	37	1998
3.	27	2001
	27	2012
5.	26	2006

STOLEN BASES

	TOTAL	YEAR
1.	45 (45-56)	2004
2.	35 (35-45)	1999
3.	24 (24-39)	1997
4.	23 (23-35)	2018
5.	22 (22-32)	2013
	22 (22-35)	1998

FEWEST CAUGHT STEALING

	TOTAL	YEAR
1.	1 (5-6)	2015
	1 (3-4)	2014
3.	2 (14-16)	2016
	2 (12-14)	2017
	2 (1-3)	2020*

STOLEN BASE ATTEMPTS

	TOTAL	YEAR
1.	56 (45-56)	2004
2.	45 (35-45)	1999
3.	39 (24-39)	1997
4.	35 (22-35)	1998
	35 (23-35)	2018

FEWEST GROUNDED INTO DP

	TOTAL	YEAR
1.	1	2002
	1	2000
3.	2	2021
	2	2018
	2	2010
	2	2001
	2	1998
	2	2004

PITCHING RECORDS

EARNED RUN AVERAGE

	TOTAL	YEAR
1.	1.85 (170.1 IP)	2018
2.	2.20 (194.1 IP)	2004
3.	2.28 (187.1 IP)	2005
4.	2.33 (201.0 IP)	2006
5.	2.41 (211.2 IP)	1997

OPPONENT BATTING AVERAGE

	TOTAL	YEAR
1.	.180 (194.1 IP)	2004
2.	.229 (195.0 IP)	2012
3.	.231 (170.1 IP)	2018
	.231 (187.1 IP)	2005
5.	.238 (201.0 IP)	2006

WALKS ALLOWED/7 INNINGS

	TOTAL	YEAR
1.	1.92 (211.2 IP)	1997
	1.92 (193.0 IP)	2000
3.	1.94 (165.2 IP)	2017
4.	2.01 (170.1 IP)	2018
5.	2.12 (195.0 IP)	2012

**STRIKEOUTS / 7 INNINGS**

	TOTAL	YEAR
1.	8.45 (179.0 IP)	2007
2.	7.48 (184.1 IP)	2008
3.	7.13 (194.1 IP)	2004
4.	6.65 (187.1 IP)	2005
5.	6.54 (162.2 IP)	2022

WINS

	TOTAL	YEAR
1.	21 (21-8)	2005
2.	19 (19-10)	2004
3.	18 (18-6)	2015
4.	17 (17-7)	2017
5.	16 (16-7)	2016

FEWEST LOSSES

	TOTAL	YEAR
1.	3 (0-3)	2020*
2.	6 (18-6)	2015
3.	7 (17-7)	2017
	7 (16-7)	2016
5.	8 (21-8)	2005

SAVES

	TOTAL	YEAR
1.	5	2006
2.	4	2005
3.	3	2022
	3	2017
	3	2016
	3	2014
	3	2012
	3	2002
	3	2000

COMPLETE GAMES

	TOTAL	YEAR
1.	20	2005
2.	19	2009
3.	17	2017
	17	2002
5.	16	2004
	16	1999

SHUTOUTS

	TOTAL	YEAR
1.	10	2004
2.	7	2003
3.	6	2005
	6	2016
5.	5	2002

INNINGS PITCHED

	TOTAL	YEAR
1.	211.2	1997
2.	202.0	2001
3.	201.0	2006
4.	197.0	2003
	197.0	2009

FEWEST HITS ALLOWED

	TOTAL	YEAR
1.	34	2020*
2.	123	2004
3.	148	2018
4.	153	2016
5.	161	2007
	161	2021

FEWEST RUNS ALLOWED

	TOTAL	YEAR
1.	19	2020*
2.	51	2018
3.	69	2004
4.	76	2021
	76	2017

FEWEST EARNED RUNS ALLOWED

	TOTAL	YEAR
1.	17	2020*
2.	45	2018
3.	59	2017
	59	2021
5.	61	2005
	61	2004

FEWEST WALKS ALLOWED

	TOTAL	YEAR
1.	9	2020*
2.	46	2017
3.	49	2018
4.	53	2000
5.	54	2021

STRIKEOUTS

	TOTAL	YEAR
1.	216	2007
2.	198	2004
3.	197	2008
4.	179	2003
5.	178	2005

STRIKEOUTS LOOKING

	TOTAL	YEAR
1.	62	2007
2.	58	2003
3.	53	2004
4.	50	1997
5.	49	2009
	49	2008

FEWEST HOME RUNS ALLOWED

	TOTAL	YEAR
1.	6	1998
2.	7	1997
3.	9	2000
4.	11	2018
5.	12	2002
	12	2004
	12	2005

BATTERS FACED

	TOTAL	YEAR
1.	950	2001
2.	937	1997
3.	923	2000
4.	921	2006
5.	910	2009

FEWEST WILD PITCHES

	TOTAL	YEAR
1.	1	2020*
2.	4	2018
	4	2017
4.	5	2000
5.	6	2021
	6	2004
	6	2016

FEWEST HIT BATTERS

	TOTAL	YEAR
1.	2	2000
2.	3	2020*
	3	2018
4.	5	2019
	5	2017

RUNNERS PICKED OFF

	TOTAL	YEAR
1.	4	2004
2.	2	1999
	2	2019
	2	2011
	2	2005
	2	2003
	2	2010

FIELDING RECORDS**FIELDING PERCENTAGE**

	TOTAL	YEAR
1.	.984 (472-205-11)	2014
2.	.978 (466-189-15)	2015
3.	.977 (583-174-18)	2004
4.	.974 (511-245-20)	2018
5.	.969 (497-155-21)	2021
	.969 (477-175-21)	2019

LOWEST STOLEN BASE AGAINST PCT.

	TOTAL	YEAR
1.	.560 (14-25)	2005
2.	.636 (7-11)	2015
3.	.649 (24-37)	2010
4.	.667 (6-9)	2019
	.667 (16-24)	2012

CHANCES

	TOTAL	YEAR
1.	985	1997
2.	927	2001
3.	900	2000
4.	884	2006
5.	848	1999

PUTOUTS

	TOTAL	YEAR
1.	635	1997
2.	605	2001
3.	603	2006
4.	591	2009
	591	2003

ASSISTS

	TOTAL	YEAR
1.	296	1997
2.	267	2000
3.	251	1998
4.	248	2001
5.	245	2018

FEWEST ERRORS

	TOTAL	YEAR
1.	4	2020*
2.	11	2014
3.	15	2015
4.	18	2004
5.	20	2018



TEAM SEC SEASON RECORDS

DOUBLE PLAYS

	TOTAL	YEAR
1.	20	2017
2.	18	2016
3.	15	2015
	15	2014
5.	14	1998

CAUGHT STEALING BY

	TOTAL	YEAR
1.	14	1999
	14	2007
3.	13	2010
4.	12	2006
5.	11	1997
	11	2005

FEWEST STOLEN BASES AGAINST


	TOTAL	YEAR
1.	4	2020*
2.	6	2019
3.	7	2015
4.	9	2018
	9	2016

FEWEST PASSED BALLS

	TOTAL	YEAR
1.	1	2005
	1	2017
	1	2015
	1	2020*
5.	2	2011
	2	2018
	2	2003

*The 2020 season was suspended due to the COVID-19 pandemic.

Records set during the Mickey Dean era are listed in **BOLD**.





BATTING

BATTING AVERAGE (MIN. 70 AB)

YEAR	TOTAL	PLAYER
1997	.343 (81-236)	Kim Blair
1998	.346 (56-162)	Mary Petrie
1999	.331 (54-163)	Marcella Passarelli
2000	.454 (54-119)	Mary Petrie
2001	.383 (80-209)	Ashley Moore
2002	.343 (60-175)	Ashley Moore
2003	.291 (51-175)	Ashley Griffin
2004	.333 (58-174)	Sara Dean
2005	.394 (76-193)	Holly Currie
2006	.357 (51-143)	Sara Ghezzi
2007	.321 (52-162)	Holly Currie
2008	.283 (52-184)	Brittany Scott
2009	.333 (52-156)	Myesha Finney
2010	.356 (47-132)	Kyndall White
2011	.376 (62-165)	Morgan Estell
2012	.333 (61-183)	Lauren Guzman
2013	.389 (61-157)	Emily Carosone
2014	.418 (47-177)	Kasey Cooper
2015	.438 (85-194)	Emily Carosone
2016	.422 (79-187)	Kasey Cooper
2017	.371 (46-124)	Alyssa Rivera
2018	.373 (60-161)	Victoria Draper
2019	.342 (65-190)	Casey McCrackin
2020*	.358 (29-81)	Alyssa Rivera
2021	.303 (30-99)	Makayla Packer
2022	.371 (26-70)	Denver Bryant

SLUGGING PCT. (MIN. 70 AB)

YEAR	TOTAL	PLAYER
1997	.446 (202 AB)	Ashley Camp
1998	.537 (162 AB)	Mary Petrie
1999	.571 (163 AB)	Mary Petrie
2000	.782 (119 AB)	Mary Petrie
2001	.685 (181 AB)	Mary Petrie
2002	.697 (175 AB)	Ashley Moore
2003	.451 (175 AB)	Ashley Griffin
2004	.523 (174 AB)	Sara Dean
2005	.772 (193 AB)	Holly Currie
2006	.594 (143 AB)	Sara Ghezzi
2007	.543 (162 AB)	Holly Currie
2008	.500 (156 AB)	Tatiana Fernandez
2009	.526 (156 AB)	Myesha Finney
2010	.758 (132 AB)	Kyndall White
2011	.594 (165 AB)	Morgan Estell
2012	.548 (157 AB)	Lauren Guzman
2013	.654 (153 AB)	Branndi Melero
2014	.780 (177 AB)	Kasey Cooper
2015	.809 (194 AB)	Emily Carosone
2016	.872 (187 AB)	Kasey Cooper
2017	.599 (177 AB)	Carlee Wallace
2018	.550 (131 AB)	Casey McCrackin
2019	.699 (166 AB)	Kendall Veach
2020*	.605 (81 AB)	Alyssa Rivera
2021	.462 (106 AB)	Aspyn Godwin
2022	.772 (149 AB)	Bri Ellis

ON BASE PCT. (MIN. 70 AB)

YEAR	TOTAL	PLAYER
1997	.370 (236 AB)	Kim Blair
1998	.398 (162 AB)	Mary Petrie

1999	.394 (163 AB)	Mary Petrie
2000	.531 (119 AB)	Mary Petrie
2001	.475 (181 AB)	Mary Petrie
2002	.463 (175 AB)	Ashley Moore
2003	.393 (166 AB)	Sara Dean
2004	.403 (174 AB)	Sara Dean
2005	.464 (193 AB)	Holly Currie
2006	.481 (172 AB)	Kristina McCain
2007	.414 (133 AB)	Tatiana Fernandez
2008	.423 (156 AB)	Tatiana Fernandez
2009	.467 (156 AB)	Myesha Finney
2010	.418 (132 AB)	Kyndall White
2011	.478 (165 AB)	Morgan Estell
2012	.385 (148 AB)	Caitlin Jordan
2013	.482 (157 AB)	Morgan Estell
2014	.560 (158 AB)	Emily Carosone
2015	.552 (194 AB)	Emily Carosone
2016	.581 (187 AB)	Kasey Cooper
2017	.480 (167 AB)	Kasey Cooper
2018	.462 (131 AB)	Casey McCrackin
2019	.426 (174 AB)	Alyssa Rivera
2020*	.447 (81 AB)	Alyssa Rivera
2021	.384 (99 AB)	Makayla Packer
2022	.442 (136 AB)	Makayla Packer

AT BATS

YEAR	TOTAL	PLAYER
1997	236	Kim Blair
1998	186	Kim Blair
1999	186	Chris Steiner
2000	214	Ashley Moore
2001	209	Ashley Moore
2002	190	Kasey Angulo
2003	176	Shannon Anderson
2004	187	Ashley Griffin
2005	213	Ashley Griffin
2006	183	Tatiana Fernandez
2007	162	Holly Currie
2008	184	Brittany Scott
	184	Taryn Gray
2009	200	Kyndall White
2010	166	Caitlin Stangl
2011	188	Lauren Guzman
2012	183	Lauren Guzman
2013	172	Brooke Lathan
2014	177	Kasey Cooper
	177	Morgan Estell
2015	207	Tiffany Howard
2016	246	Tiffany Howard
2017	177	Carlee Wallace
	177	Kendall Veach
2018	161	Victoria Draper
	161	Courtney Shea
2019	190	Casey McCrackin
2020*	81	Makenna Dowell
	81	Alyssa Rivera
2021	143	Makenna Dowell
2022	158	Lindsey Garcia

RUNS SCORED

YEAR	TOTAL	PLAYER
1997	43	Kim Blair
1998	22	Mary Petrie
1999	39	Marcella Passarelli

2000	40	Ashley Moore
2001	50	Ashley Moore
2002	50	Ashley Moore
2003	22	Ashley Griffin
2004	34	Ashley Griffin
2005	56	Ashley Griffin
2006	43	Kristina McCain
2007	22	Sara Ghezzi
2008	28	Brittany Scott
2009	26	Myesha Finney
	26	Kyndall White
2010	26	Caitlin Stangl
2011	38	Morgan Estell
2012	34	Brooke Lathan
2013	60	Morgan Estell
2014	70	Emily Carosone
	70	Kasey Cooper
2015	88	Emily Carosone
2016	78	Tiffany Howard
2017	44	Victoria Draper
2018	40	Victoria Draper
2019	47	Casey McCrackin
2020*	24	Alyssa Rivera
2021	19	Makayla Packer
2022	43	Makayla Packer

HITS

YEAR	TOTAL	PLAYER
1997	81	Kim Blair
1998	56	Mary Petrie
	56	Kim Blair
1999	55	Ashley Moore
2000	70	Jen Kraemer
2001	80	Ashley Moore
2002	64	Kasey Angulo
2003	51	Ashley Griffin
2004	58	Sara Dean
2005	76	Holly Currie
2006	61	Kristina McCain
2007	52	Holly Currie
2008	52	Brittany Scott
2009	55	Kyndall White
2010	48	Amber Harrison
2011	62	Morgan Estell
2012	61	Lauren Guzman
2013	61	Emily Carosone
2014	74	Kasey Cooper
2015	86	Tiffany Howard
2016	96	Tiffany Howard
2017	59	Carlee Wallace
2018	60	Victoria Draper
2019	65	Casey McCrackin
2020*	29	Alyssa Rivera
2021	42	Makenna Dowell
2022	46	Carlee McCondie

RUNS BATTED IN

YEAR	TOTAL	PLAYER
1997	28	Chris Steiner
1998	35	Mary Petrie
1999	43	Mary Petrie
2000	43	Mary Petrie
2001	40	Ashley Moore
2002	41	Kasey Angulo



YEARLY LEADERS

2003	18	Paige Jones
	18	Deni Zeigler
2004	30	Sara Dean
2005	65	Holly Currie
2006	41	Tatiana Fernandez
2007	32	Holly Currie
2008	34	Tatiana Fernandez
2009	24	Myesha Finney
	24	Tatiana Fernandez
2010	34	Kyndall White
2011	31	Kelsey Cartwright
	31	Lauren Guzman
2012	41	Elizabeth Eisterhold
2013	46	Brandi Melero
2014	78	Brandi Melero
2015	80	Emily Carosone
2016	83	Kasey Cooper
2017	52	Carlee Wallace
2018	33	Alyssa Rivera
	33	Courtney Shea
2019	48	Tannon Snow
	48	Kendall Veach
2020*	18	Alyssa Rivera
2021	19	Makenna Dowell
2022	49	Bri Ellis

DOUBLES

YEAR	TOTAL	PLAYER
1997	21	Ashley Camp
1998	10	Mary Petrie
1999	9	Amy Dalsing
2000	17	Jen Kraemer
	17	Ashley Moore
2001	22	Ashley Moore
2002	16	Kasey Angulo
2003	17	Ashley Griffin
2004	14	Sara Dean
2005	20	Holly Currie
2006	12	Tatiana Fernandez
	12	Kristina McCain
2007	11	Ashley Arcuri
2008	13	Tatiana Fernandez
2009	11	Tatiana Fernandez
	11	Kyndall White
2010	11	Kyndall White
	11	Amber Harrison
2011	18	Morgan Estell
2012	10	Lauren Guzman
	10	Brooke Lathan
2013	14	Emily Carosone
2014	19	Morgan Estell
2015	18	Emily Carosone
2016	19	Kasey Cooper
2017	20	Carlee Wallace
2018	10	Courtney Shea
2019	16	Casey McCrackin
2020*	6	Makenna Dowell
2021	9	Sydney Cox
2022	15	Nelia Peralta

TRIPLES

YEAR	TOTAL	PLAYER
1997	3	Ashley Camp
1998	1	Ashley Camp
	1	Marcella Passarelli

1999	2	Chris Steiner
2000	2	Jen Kraemer
2001	1	Mary Petrie
	1	Deni Zeigler
	1	Ashley Moore
	1	Jennifer Hammock
2002	1	Martha Phillips
	1	Sara Dean
	1	Kelly Sutton
	1	Deni Zeigler
2003	2	Shannon Anderson
2004	2	Sara Dean
	2	Ashley Griffin
2005	4	Sara Dean
2006	3	Myesha Finney
2007	2	Brittany Scott
2008	3	Brittany Scott
2009	1	Kyndall White
	1	Amber Harrison
2010	1	Krista Clyde
	1	Megan Mitchell
2011	3	Lauren Guzman
2012	3	Lauren Guzman
2013	3	Morgan Estell
2014	1	Emily Carosone
2015	6	Tiffany Howard
2016	4	Tiffany Howard
2017	4	Kendall Veach
2018	3	Taylor Snow
2019	2	Bree Fornis
	2	Casey McCrackin
2020*	1	Maddison Koepke
	1	Aspyn Godwin
	1	Lindsey Garcia
2021	3	Aspyn Godwin
2022	3	Lindsey Garcia
	3	Makayla Packer

HOME RUNS

YEAR	TOTAL	PLAYER
1997	2	Chris Steiner
1998	7	Mary Petrie
1999	12	Mary Petrie
2000	10	Mary Petrie
2001	13	Mary Petrie
2002	17	Ashley Moore
2003	5	Kasey Angulo
2004	6	Ashley Griffin
2005	17	Holly Currie
2006	8	Sara Ghezzi
	8	Tatiana Fernandez
	8	Ashley Griffin
2007	9	Holly Currie
2008	7	Tatiana Fernandez
	7	Jorja Bell
2009	7	Myesha Finney
	7	Elizabeth Eisterhold
2010	14	Kyndall White
2011	6	Morgan Estell
	6	Kyndall White
	6	Amber Harrison
2012	12	Elizabeth Eisterhold
2013	10	Brandi Melero
2014	18	Kasey Cooper
2015	19	Jade Rhodes

2016	21	Kasey Cooper
2017	12	Kendall Veach
2018	9	Alyssa Rivera
2019	20	Kendall Veach
2020*	6	Alyssa Rivera
2021	5	Aspyn Godwin
2022	20	Bri Ellis

TOTAL BASES

YEAR	TOTAL	PLAYER
1997	90	Ashley Camp
1998	87	Mary Petrie
1999	93	Mary Petrie
2000	106	Jen Kraemer
2001	137	Ashley Moore
2002	122	Ashley Moore
2003	79	Ashley Griffin
2004	91	Sara Dean
2005	149	Holly Currie
2006	95	Tatiana Fernandez
2007	88	Holly Currie
2008	78	Tatiana Fernandez
2009	83	Kyndall White
2010	100	Kyndall White
2011	98	Morgan Estell
2012	86	Brook Lathan
2013	100	Brandi Melero
2014	138	Kasey Cooper
2015	157	Emily Carosone
2016	163	Kasey Cooper
2017	106	Carlee Wallace
2018	81	Alyssa Rivera
2019	116	Kendall Veach
2020*	49	Alyssa Rivera
2021	51	Makenna Dowell
2022	115	Bri Ellis

WALKS

YEAR	TOTAL	PLAYER
1997	15	Ashley Camp
1998	14	Mary Petrie
1999	21	Mary Petrie
2000	23	Mary Petrie
2001	31	Mary Petrie
2002	39	Ashley Moore
2003	15	Sara Dean
2004	24	Kristina McCain
2005	33	Kristina McCain
2006	36	Kristina McCain
2007	25	Tatiana Fernandez
2008	32	Tatiana Fernandez
2009	24	Elizabeth Eisterhold
2010	26	Amber Harrison
2011	31	Amber Harrison
2012	26	Caitlin Jordan
2013	35	Morgan Estell
2014	45	Morgan Estell
2015	49	Kasey Cooper
2016	71	Kasey Cooper
2017	49	Kasey Cooper
2018	35	Casey McCrackin
2019	29	Kendall Veach
2020*	13	Alyssa Rivera
2021	20	Makenna Dowell
2022	25	Jessie Blaine



HIT BY PITCH

YEAR	TOTAL	PLAYER
1997	8	Ashley Camp
1998	3	Kim Blair
1999	10	Sarah Orozco
2000	14	Sarah Orozco
2001	10	Ashley Moore
2002	7	Lindsey Chitwood
2003	7	Ashley Griffin
2004	3	Kristina McCain
	3	Lindsey Chitwood
	3	Lolani Alvarez
	3	Sara Ghezzi
	3	Shannon Anderson
2005	7	Lolani Alvarez
2006	9	Myesha Finney
2007	19	Myesha Finney
2008	18	Myesha Finney
2009	21	Myesha Finney
2010	10	Katie Colton
2011	11	Kelsey Cartwright
2012	17	Baylee Stephens
2013	8	Emily Carosone
2014	33	Emily Carosone
2015	19	Emily Carosone
2016	25	Emily Carosone
2017	7	Kasey Cooper
2018	6	Justus Perry
2019	16	Justus Perry
2020*	7	Justus Perry
2021	8	Justus Perry
2022	13	Makayla Packer

FEWEST STRIKEOUTS (MIN. 70 AB)

YEAR	TOTAL	PLAYER
1997	10 (236 AB)	Kim Blair
	10 (90 AB)	Jill Nunnally
1998	8 (73 AB)	Michelle Martin
1999	7 (116 AB)	Sarah Orozco
2000	4 (100 AB)	Kimball Pratt
2001	22 (98 AB)	Lindsey Chitwood
2002	15 (175 AB)	Sara Dean
2003	17 (166 AB)	Sara Dean
	17 (70 AB)	Jennifer Hammock
2004	17 (174 AB)	Sara Dean
2005	13 (197 AB)	Sara Dean
2006	16 (90 AB)	Lauren Walton
2007	15 (144 AB)	Ashley Arcuri
2008	17 (156 AB)	Tatiana Fernandez
2009	20 (153 AB)	Lauren Guzman
2010	12 (152 AB)	Lauren Guzman
2011	11 (188 AB)	Lauren Guzman
2012	9 (183 AB)	Lauren Guzman
2013	15 (157 AB)	Emily Carosone
2014	7 (177 AB)	Kasey Cooper
2015	14 (194 AB)	Emily Carosone
	14 (139 AB)	Carlee Wallace
2016	15 (187 AB)	Kasey Cooper
2017	15 (177 AB)	Carlee Wallace
	15 (74 AB)	Carmyn Greenwood
2018	6 (77 AB)	KK Crocker
2019	10 (173 AB)	Taylor Snow
2020*	2 (81 AB)	Makenna Dowell
2021	7 (133 AB)	Tyler King
2022	13	Aubrie Lisenby

SACRIFICE FLIES

YEAR	TOTAL	PLAYER
1997	3	Jennifer Page
1998	3	Ashley Camp
1999	4	Michelle Martin
2000	3	Jen Kraemer
	3	Mary Petrie
2001	2	Mary Petrie
	2	Makayla Martin
2002	2	Ashley Moore
	2	Kelly Sutton
	2	Rasheedah Hameed
	2	Deni Zeigler
2003	2	Kasey Angulo
	2	Paige Jones
2004	2	Holly Currie
	2	Martha Phillips
2005	7	Sara Dean
2006	2	Tatiana Fernandez
	2	Myesha Finney
	2	Ashley Griffin
2007	4	Myesha Finney
2008	3	Alicia Hunolt
	3	Joria Bell
2009	2	Elizabeth Eisterhold
	2	Tatiana Fernandez
	2	Amber Harrison
2010	2	Krista Clyde
	2	Kelley Smiley
	2	Amber Harrison
2011	3	Amber Harrison
	3	Morgan Estell
2012	2	Elizabeth Eisterhold
2013	3	Brooke Lathan
2014	4	Kasey Cooper
2015	7	Emily Carosone
2016	4	Emily Carosone
2017	5	Courtney Shea
2018	4	Kendall Veach
2019	4	Tannon Snow
2020*	3	Tannon Snow
2021	3	Makenna Dowell
2022	6	Lindsey Garcia

SACRIFICE HITS

YEAR	TOTAL	PLAYER
1997	19	Amy Bellanca
1998	15	Chris Steiner
1999	8	Chris Steiner
2000	8	Marcella Passarelli
	8	Sarah Orozco
	8	Jodie Van Ooyen
2001	13	Jennifer Hammock
2002	10	Lindsey Chitwood
2003	13	Shannon Anderson
2004	10	Lolani Alvarez
2005	9	Amy Shaw
2006	18	Ashley Griffin
2007	11	Lindsey Harrelson
2008	8	Myesha Finney
2009	13	Lauren Guzman
2010	12	Krista Clyde
2011	9	Kelsey Cartwright
2012	13	Brooke Lathan
2013	6	Tiffany Howard

2014	6	Tiffany Howard
2015	7	Jade Rhodes
2016	8	Victoria Draper
2017	4	Victoria Draper
2018	7	Victoria Draper
2019	8	Bree Fornis
2020*	4	Abby Tissier
2021	5	Makayla Packer
2022	4	Sydney Cox

STOLEN BASES

YEAR	TOTAL	PLAYER
1997	14	Kim Blair
1998	19	Kim Blair
1999	15	Chris Steiner
2000	13	Marcella Passarelli
2001	6	Jennifer Hammock
	6	Kim Freeland
2002	21	Shannon Anderson
2003	19	Shannon Anderson
2004	33	Shannon Anderson
2005	16	Kristina McCain
2006	9	Lauren Walton
2007	8	Lauren Walton
2008	7	Brittany Scott
2009	10	Myesha Finney
	10	Amber Harrison
2010	8	Lauren Guzman
	8	Kelsey Cartwright
2011	13	Caitlin Stangl
2012	7	Lauren Guzman
2013	13	Emily Carosone
2014	3	Morgan Estell
	3	Tiffany Howard
	3	Emily Carosone
2015	7	Kasey Cooper
2016	11	Tiffany Howard
2017	9	Victoria Draper
2018	38	Victoria Draper
2019	18	Alyssa Rivera
2020*	10	Alyssa Rivera
2021	16	Makayla Packer
2022	21	Makayla Packer





PITCHING

EARNED RUN AVG. (MIN. 100 IP)

YEAR	TOTAL	PLAYER
1997	1.93 (130.2 IP)	Renee Sease
1998	2.30 (115.2 IP)	Denisse Montalvo
1999	2.00 (164.2 IP)	Nicole Groves
2000	2.74 (173.2 IP)	Jennifer Lofton
2001	1.62 (104.0 IP)	Jennifer Lofton
2002	1.78 (220.2 IP)	Kristin Keyes
2003	2.75 (173.0 IP)	Kristin Keyes
2004	1.06 (243.1 IP)	Kristin Keyes
2005	1.95 (208.1 IP)	Holly Currie
2006	1.79 (219.0 IP)	Holly Currie
2007	1.72 (187.0 IP)	Anna Thompson
2008	1.85 (102.1 IP)	Brittany Day
2009	2.28 (199.1 IP)	Anna Thompson
2010	1.46 (167.1 IP)	Anna Thompson
2011	1.53 (156.0 IP)	Angel Bunner
2012	1.80 (116.2 IP)	Lauren Schmalz
2013	2.96 (161.0 IP)	Marcy Harper
2014	2.89 (225.1 IP)	Lexi Davis
2015	2.91 (149.1 IP)	Rachael Walters
2016	1.57 (116.0 IP)	Makayla Martin
2017	1.36 (206.1 IP)	Kaylee Carlson
2018	1.36 (134.0 IP)	Makayla Martin
2019	2.91 (106.0 IP)	Chardonnay Harris
2020*	1.15 (48.2 IP)	Samantha Yarbrough
2021	1.48 (165.2 IP)	Shelby Lowe
2022	1.76 (195.0 IP)	Maddie Penta

BATTING AVG. AGAINST (MIN. 100 IP)

YEAR	TOTAL	PLAYER
1997	.239 (130.2 IP)	Renee Sease
1998	.248 (115.2 IP)	Denisse Montalvo
1999	.245 (164.2 IP)	Nicole Groves
2000	.247 (173.2 IP)	Jennifer Lofton
2001	.241 (104.0 IP)	Jennifer Lofton
2002	.201 (220.2 IP)	Kristin Keyes
2003	.218 (173.0 IP)	Kristin Keyes
2004	.134 (243.1 IP)	Kristin Keyes
2005	.184 (208.1 IP)	Holly Currie
2006	.183 (219.0 IP)	Holly Currie
2007	.169 (187.0 IP)	Anna Thompson
2008	.187 (159.1 IP)	Anna Thompson
2009	.181 (199.1 IP)	Anna Thompson
2010	.148 (167.1 IP)	Anna Thompson
2011	.205 (156.0 IP)	Angel Bunner
2012	.174 (131.1 IP)	Jenee Loree
2013	.238 (161.0 IP)	Marcy Harper
2014	.210 (131.0 IP)	Marcy Harper
2015	.238 (149.1 IP)	Rachael Walters
2016	.215 (116.0 IP)	Makayla Martin
2017	.210 (206.1 IP)	Kaylee Carlson
2018	.202 (134.0 IP)	Makayla Martin
2019	.240 (106.0 IP)	Chardonnay Harris
2020*	.147 (48.2 IP)	Samantha Yarbrough
2021	.216 (165.2 IP)	Shelby Lowe
2022	.181 (195.0 IP)	Maddie Penta

INNINGS PITCHED

YEAR	TOTAL	PLAYER
1997	176.0	Brenda Espinoza
1998	115.2	Denisse Montalvo
1999	164.2	Nicole Groves

2000	173.2	Jennifer Lofton
2001	142.0	Jaime Rasmussen
2002	220.2	Kristen Keyes
2003	173.0	Kristen Keyes
2004	243.1	Kristen Keyes
2005	208.1	Holly Currie
2006	219.0	Holly Currie
2007	187.0	Anna Thompson
2008	159.1	Anna Thompson
2009	199.1	Anna Thompson
2010	167.1	Anna Thompson
2011	156.0	Angel Bunner
2012	131.1	Jenee Loree
2013	161.0	Marcy Harper
2014	225.1	Lexi Davis
2015	152.1	Lexi Davis
2016	130.2	Kaylee Carlson
2017	206.1	Kaylee Carlson
2018	183.2	Kaylee Carlson
2019	132.1	Ashlee Swindle
2020*	63.1	Lexie Handley
2021	165.2	Shelby Lowe
2022	195.0	Maddie Penta

FEWEST HITS ALLOWED (MIN. 100 IP)

YEAR	TOTAL	PLAYER
1997	119 (130.2 IP)	Renee Sease
1998	109 (115.2 IP)	Denisse Montalvo
1999	132 (133.2 IP)	Denisse Montalvo
2000	167 (173.2 IP)	Jennifer Lofton
2001	95 (104.0 IP)	Jennifer Lofton
2002	148 (143.0 IP)	Jennifer Lofton
2003	126 (133.0 IP)	Janet Spivey
2004	110 (243.1 IP)	Kristin Keyes
2005	137 (208.1 IP)	Holly Currie
2006	133 (147.1 IP)	Beth DiPietro
2007	99 (124.2 IP)	Holly Currie
2008	83 (102.1 IP)	Brittany Day
2009	131 (199.1 IP)	Anna Thompson
2010	85 (167.1 IP)	Anna Thompson
2011	116 (156.0 IP)	Angel Bunner
2012	82 (131.1 IP)	Jenee Loree
2013	119 (103.1 IP)	Lexi Davis
2014	103 (131.0 IP)	Marcy Harper
2015	113 (118.2 IP)	Marcy Harper
2016	92 (116.0 IP)	Makayla Martin
2017	133 (155.1 IP)	Makayla Martin
2018	97 (134.0 IP)	Makayla Martin
2019	99 (106.0 IP)	Chardonnay Harris
2020*	24 (48.2 IP)	Samantha Yarbrough
2021	130 (165.2 IP)	Shelby Lowe
2022	128 (195.0 IP)	Maddie Penta

FEWEST RUNS ALLOWED (MIN. 100 IP)

YEAR	TOTAL	PLAYER
1997	59 (130.2 IP)	Renee Sease
1998	52 (115.2 IP)	Denisse Montalvo
1999	75 (164.2 IP)	Nicole Groves
2000	90 (165.2 IP)	Jaime Rasmussen
2001	41 (104.0 IP)	Jennifer Lofton
2002	72 (220.2 IP)	Kristin Keyes
2003	67 (133.0 IP)	Janet Spivey
2004	47 (243.1 IP)	Kristin Keyes
2005	80 (200.2 IP)	Beth DiPietro
2006	60 (147.1 IP)	Beth DiPietro

2007	50 (124.2 IP)	Holly Currie
2008	38 (102.1 IP)	Brittany Day
2009	77 (199.1 IP)	Anna Thompson
2010	51 (167.1 IP)	Anna Thompson
2011	44 (156.0 IP)	Angel Bunner
2012	37 (116.2 IP)	Lauren Schmalz
2013	75 (161.0 IP)	Marcy Harper
2014	80 (131.0 IP)	Marcy Harper
2015	70 (149.1 IP)	Rachael Walters
2016	41 (116.0 IP)	Makayla Martin
2017	53 (155.1 IP)	Makayla Martin
2018	30 (134.0 IP)	Makayla Martin
2019	54 (106.0 IP)	Chardonnay Harris
2020*	11 (48.2 IP)	Samantha Yarbrough
2021	42 (165.2 IP)	Shelby Lowe
2022	62 (195.0 IP)	Maddie Penta

FEWEST EARNED RUNS ALLOWED (MIN. 100 IP)

YEAR	TOTAL	PLAYER
1997	36 (130.2 IP)	Renee Sease
1998	38 (115.2 IP)	Denisse Montalvo
1999	47 (164.2 IP)	Nicole Groves
2000	65 (165.2 IP)	Jaime Rasmussen
2001	24 (104.0 IP)	Jennifer Lofton
2002	56 (220.2 IP)	Kristin Keyes
2003	61 (133.0 IP)	Janet Spivey
2004	37 (243.1 IP)	Kristin Keyes
2005	58 (208.1 IP)	Holly Currie
2006	39 (147.1 IP)	Beth DiPietro
2007	43 (124.2 IP)	Holly Currie
2008	27 (102.1 IP)	Brittany Day
2009	62 (174.0 IP)	Jenee Loree
2010	35 (167.1 IP)	Anna Thompson
2011	34 (156.0 IP)	Angel Bunner
2012	30 (116.2 IP)	Lauren Schmalz
2013	60 (103.1 IP)	Lexi Davis
2014	70 (103.0 IP)	Marcy Harper
2015	62 (149.1 IP)	Rachael Walters
2016	26 (116.0 IP)	Makayla Martin
2017	40 (206.1 IP)	Kaylee Carlson
2018	26 (134.0 IP)	Makayla Martin
2019	44 (106.0 IP)	Chardonnay Harris
2020*	8 (48.2 IP)	Samantha Yarbrough
2021	35 (165.2 IP)	Shelby Lowe
2022	49 (195.0 IP)	Maddie Penta

FEWEST WALKS (MIN. 100 IP)

YEAR	TOTAL	PLAYER
1997	31 (130.2 IP)	Renee Sease
1998	55 (115.2 IP)	Denisse Montalvo
1999	43 (164.2 IP)	Nicole Groves
2000	45 (165.2 IP)	Jaime Rasmussen
2001	35 (104.0 IP)	Jennifer Lofton
2002	59 (143.0 IP)	Jennifer Lofton
2003	36 (133.0 IP)	Janet Spivey
2004	57 (243.1 IP)	Kristin Keyes
2005	78 (200.2 IP)	Beth DiPietro
2006	66 (147.1 IP)	Beth DiPietro
2007	72 (187.0 IP)	Anna Thompson
2008	41 (159.1 IP)	Anna Thompson
2009	66 (174.0 IP)	Jenee Loree
2010	54 (167.1 IP)	Anna Thompson
2011	40 (128.2 IP)	Lauren Schmalz
2012	22 (126.1 IP)	Angel Bunner
2013	48 (161.0 IP)	Marcy Harper



2014	71 (225.1 IP)	Lexi Davis
2015	54 (118.2 IP)	Marcy Harper
2016	38 (116.0 IP)	Makayla Martin
2017	41 (206.1 IP)	Kaylee Carlson
2018	33 (183.2 IP)	Kaylee Carlson
	33 (134.0 IP)	Makayla Martin
2019	30 (106.0 IP)	Chardonnay Harris
2020*	19 (61.1 IP)	Ashlee Swindle
2021	28 (165.2 IP)	Shelby Lowe
2022	53 (195.0 IP)	Maddie Penta

STRIKEOUTS

YEAR	TOTAL	PLAYER
1997	132	Denisse Montalvo
1998	83	Denisse Montalvo
1999	126	Denisse Montalvo
2000	97	Jennifer Lofton
2001	81	Lily DuBois
2002	211	Kristen Keyes
2003	196	Kristen Keyes
2004	320	Kristen Keyes
2005	250	Holly Currie
2006	286	Holly Currie
2007	291	Anna Thompson
2008	236	Anna Thompson
2009	269	Anna Thompson
2010	282	Anna Thompson
2011	147	Lauren Schmalz
2012	133	Jenee Loree
2013	123	Marcy Harper
2014	145	Lexi Davis
2015	118	Rachael Walters
2016	71	Kaylee Carlson
2017	117	Kaylee Carlson
2018	121	Kaylee Carlson
2019	121	Chardonnay Harris
2020*	53	Samantha Yarbrough
2021	179	Shelby Lowe
2022	269	Maddie Penta

WINS

YEAR	TOTAL	PLAYER
1997	13	Brenda Espinoza
1998	6	Erika Koivula
1999	11	Nicole Groves
	11	Denisse Montalvo
2000	14	Jennifer Lofton
2001	9	Lily DuBois
	9	Jennifer Lofton
	9	Jaime Rasmussen
2002	21	Kristen Keyes
2003	12	Kristen Keyes
2004	27	Kristen Keyes
2005	24	Holly Currie
2006	19	Holly Currie
2007	15	Anna Thompson
2008	12	Anna Thompson
2009	15	Anna Thompson
2010	17	Anna Thompson
2011	16	Angel Bunner
2012	13	Angel Bunner
2013	16	Marcy Harper
2014	22	Lexi Davis
2015	26	Lexi Davis
2016	19	Kaylee Carlson

2017	27	Kaylee Carlson
2018	21	Kaylee Carlson
2019	11	Makayla Martin
	11	Chardonnay Harris
	11	Ashlee Swindle
2020*	6	Ashlee Swindle
	6	Samantha Yarbrough
2021	13	Shelby Lowe
2022	24	Maddie Penta

SAVES

YEAR	TOTAL	PLAYER
1997	3	Renee Sease
1998	4	Mary Petrie
1999	3	Nicole Groves
2000	6	Jennifer Lofton
2001	3	Jaime Rasmussen
2002	9	Kristen Keyes
2003	1	Kristen Keyes
2004	2	Beth DiPietro
2005	5	Holly Currie
2006	5	Holly Currie
2007	3	Anna Thompson
2008	5	Anna Thompson
2009	1	Jenee Loree
	1	Anna Thompson
2010	4	Anna Thompson
2011	2	Lauren Schmalz
	2	Angel Bunner
2012	3	Lauren Schmalz
2013	2	Hillary Mavromat
	2	Marcy Harper
2014	4	Lexi Davis
2015	4	Rachael Walters
2016	2	Rachael Walters
	2	Kaylee Carlson
	2	Makayla Martin
2017	4	Kaylee Carlson
2018	2	Kaylee Carlson
2019	2	Ashlee Swindle
2020*	1	Ashlee Swindle
	1	Samantha Yarbrough
2021	4	KK Dismukes
2022	5	Shelby Lowe

APPEARANCES

YEAR	TOTAL	PLAYER
1997	37	Renee Sease
1998	27	Mary Petrie
	27	Denisse Montalvo
1999	36	Nicole Groves
2000	44	Jennifer Lofton
2001	35	Jaime Rasmussen
2002	50	Kristen Keyes
2003	32	Kristen Keyes
2004	43	Kristen Keyes
2005	46	Holly Currie
2006	42	Holly Currie
2007	40	Anna Thompson
2008	32	Anna Thompson
2009	39	Anna Thompson
2010	40	Anna Thompson
2011	33	Angel Bunner
2012	31	Lauren Schmalz
2013	34	Marcy Harper

2014	45	Lexi Davis
2015	47	Rachael Walters
2016	33	Rachael Walters
2017	41	Kaylee Carlson
2018	35	Kaylee Carlson
2019	34	Ashlee Swindle
2020*	18	Lexie Handley
2021	30	Shelby Lowe
2022	42	Maddie Penta

GAMES STARTED

YEAR	TOTAL	PLAYER
1997	32	Brenda Espinoza
1998	20	Brenda Espinoza
1999	26	Denisse Montalvo
2000	30	Jaime Rasmussen
2001	24	Lily DuBois
2002	30	Kristen Keyes
2003	26	Kristen Keyes
2004	32	Kristen Keyes
2005	33	Holly Currie
2006	32	Holly Currie
2007	23	Anna Thompson
2008	22	Anna Thompson
2009	28	Anna Thompson
2010	21	Anna Thompson
2011	20	Jenee Loree
	20	Angel Bunner
2012	21	Jenee Loree
2013	23	Marcy Harper
2014	34	Lexi Davis
2015	26	Lexi Davis
2016	22	Kaylee Carlson
2017	33	Kaylee Carlson
2018	30	Kaylee Carlson
2019	17	Chardonnay Harris
2020*	15	Lexie Handley
2021	26	Shelby Lowe
2022	35	Maddie Penta

COMPLETE GAMES

YEAR	TOTAL	PLAYER
1997	13	Denisse Montalvo
1998	6	Erika Koivula
	6	Denisse Montalvo
1999	13	Nicole Groves
2000	12	Jaime Rasmussen
2001	10	Jaime Rasmussen
2002	23	Kristen Keyes
2003	16	Kristen Keyes
2004	25	Kristen Keyes
2005	20	Holly Currie
2006	20	Holly Currie
2007	14	Anna Thompson
2008	13	Anna Thompson
2009	16	Anna Thompson
2010	11	Anna Thompson
2011	11	Lauren Schmalz
2012	11	Angel Bunner
2013	14	Marcy Harper
2014	24	Lexi Davis
2015	8	Rachael Walters
2016	10	Kaylee Carlson
2017	21	Kaylee Carlson
2018	13	Kaylee Carlson



YEARLY LEADERS

2019	10	Makayla Martin
2020*	5	Lexie Handley
2021	15	Shelby Lowe
2022	15	Maddie Penta

GAMES FINISHED

YEAR	TOTAL	PLAYER
1997	25	Renee Sease
1998	24	Mary Petrie
1999	11	Nicole Groves
2000	25	Jennifer Lofton
2001	17	Mary Petrie
2002	18	Kristen Keyes
2003	15	Jenny Diaz
2004	10	Beth DiPietro
	10	Kristen Keyes
2005	13	Beth DiPietro
2006	10	Holly Currie
2007	16	Anna Thompson
2008	17	Angel Bunner
2009	11	Jenee Loree
	11	Anna Thompson
2010	14	Anna Thompson
2011	12	Angel Bunner
2012	11	Lauren Schmalz
	11	Angel Bunner
2013	15	Hilary Mavromat
2014	11	Lexi Davis
2015	20	Rachael Walters
2016	20	Rachael Walters
2017	9	Ashlee Swindle
2018	10	Ashlee Swindle
2019	17	Ashlee Swindle
2020*	9	Samantha Yarbrough
2021	17	KK Dismukes
2022	19	KK Dismukes

SHUTOUTS

YEAR	TOTAL	PLAYER
1997	6	Brenda Espinoza
1998	1	Erika Koivula
1999	4	Denisse Montalvo
	4	Nicole Groves
2000	4	Jaime Rasmussen
2001	3	Jennifer Lofton
2002	6	Kristen Keyes
2003	5	Janey Spivey
2004	13	Kristen Keyes
2005	9	Holly Currie
2006	9	Holly Currie
2007	5	Anna Thompson
2008	5	Anna Thompson
	5	Brittany Day
2009	3	Jenee Loree
2010	6	Anna Thompson
2011	4	Angel Bunner
2012	5	Angel Bunner
2013	2	Lexi Davis
2014	6	Lexi Davis
2015	1	Marcy Harper
	1	Rachael Walters
	1	Lexi Davis
2016	4	Kaylee Carlson
2017	6	Kaylee Carlson
2018	4	Makayla Martin

	4	Kaylee Carlson
2019	5	Makayla Martin
2020*		NONE
2021	3	Maddie Penta
	3	Shelby Lowe
2022	3	Shelby Lowe

COMBINED SHUTOUTS

YEAR	TOTAL	PLAYER
1997		NONE
1998	4	Mary Petrie
1999	2	Nicole Groves
	2	Denisse Montalvo
2000	3	Jennifer Lofton
2001		NONE
2002	4	Kristen Keyes
2003	2	Janet Spivey
	2	Kristen Keyes
2004	5	Kristen Keyes
2005		NONE
2006	2	Beth DiPietro
2007	3	Anna Thompson
	3	Holly Currie
2008	4	Angel Bunner
	4	Anna Thompson
2009	4	Anna Thompson
	4	Jenee Loree
2010	3	Anna Thompson
2011		NONE
2012	2	Lauren Schmalz
	2	Jenee Loree
2013	2	Hilary Mavromat
	2	Marcy Harper
2014	3	Marcy Harper
2015	5	Rachael Walters
2016	6	Rachael Walters
2017	8	Kaylee Carlson
2018	10	Makayla Martin
2019	2	Lexie Handley
	2	Ashlee Swindle
2020*	2	Samantha Yarbrough
	2	Lexie Handley
2021	2	KK Dismukes
2022	6	Maddie Penta

FEWEST HR ALLOWED (MIN. 100 IP)

YEAR	TOTAL	PLAYER
1997	2 (176.0 IP)	Brenda Espinoza
1998	5 (115.2 IP)	Denisse Montalvo
1999	8 (164.2 IP)	Nicole Groves
2000	5 (165.2 IP)	Jaime Rasmussen
2001	6 (104.0 IP)	Jennifer Lofton
2002	11 (220.2 IP)	Kristin Keyes
	11 (143.0 IP)	Jennifer Lofton
2003	13 (173.0 IP)	Kristin Keyes
2004	12 (243.1 IP)	Kristin Keyes
2005	14 (208.1 IP)	Holly Currie
	14 (200.2 IP)	Beth DiPietro
2006	12 (147.1 IP)	Beth DiPietro
2007	8 (124.2 IP)	Holly Currie
2008	4 (102.1 IP)	Brittany Day
2009	3 (199.1 IP)	Anna Thompson
2010	16 (167.1 IP)	Anna Thompson
2011	8 (156.0 IP)	Angel Bunner
2012	8 (126.1 IP)	Angel Bunner

2013	10 (103.1 IP)	Lexi Davis
2014	27 (225.1 IP)	Lexi Davis
2015	16 (152.1 IP)	Lexi Davis
2016	5 (116.0 IP)	Makayla Martin
2017	3 (155.1 IP)	Makayla Martin
2018	3 (134.0 IP)	Makayla Martin
2019	14 (132.1 IP)	Ashlee Swindle
2020*	1 (48.2 IP)	Samantha Yarbrough
2021	9 (165.2 IP)	Shelby Lowe
2022	15 (195.0 IP)	Maddie Penta

BATTERS FACED

YEAR	TOTAL	PLAYER
1997	808	Brenda Espinoza
1998	515	Denisse Montalvo
1999	710	Nicole Groves
2000	769	Jennifer Lofton
2001	637	Jaime Rasmussen
2002	933	Kristen Keyes
2003	764	Kristen Keyes
2004	911	Kristen Keyes
2005	884	Holly Currie
2006	909	Holly Currie
2007	761	Anna Thompson
2008	650	Anna Thompson
2009	824	Anna Thompson
2010	660	Anna Thompson
2011	641	Angel Bunner
2012	556	Jenee Loree
2013	695	Marcy Harper
2014	946	Lexi Davis
2015	706	Lexi Davis
2016	565	Kaylee Carlson
2017	821	Kaylee Carlson
2018	724	Kaylee Carlson
2019	587	Ashlee Swindle
2020*	306	Lexie Handley
2021	650	Shelby Lowe
2022	785	Maddie Penta

FEWEST WILD PITCHES (MIN. 100 IP)


YEAR	TOTAL	PLAYER
1997	17 (130.2 IP)	Renee Sease
1998	13 (115.2 IP)	Denisse Montalvo
1999	3 (164.2 IP)	Nicole Groves
2000	8 (173.2 IP)	Jennifer Lofton
2001	1 (142.0 IP)	Jaime Rasmussen
2002	9 (143.0 IP)	Jennifer Lofton
2003	9 (173.0 IP)	Kristin Keyes
2004	2 (243.1 IP)	Kristin Keyes
2005	3 (200.2 IP)	Beth DiPietro
2006	7 (147.1 IP)	Beth DiPietro
2007	10 (124.2 IP)	Holly Currie
2008	9 (159.1 IP)	Anna Thompson
	9 (102.1 IP)	Brittany Day
2009	17 (174.0 IP)	Jenee Loree
2010	13 (167.1 IP)	Anna Thompson
2011	2 (156.0 IP)	Angel Bunner
2012	7 (131.1 IP)	Jenee Loree
	7 (126.1 IP)	Angel Bunner
2013	8 (161.0 IP)	Marcy Harper
2014	11 (225.1 IP)	Lexi Davis
2015	5 (149.1 IP)	Rachael Walters
2016	4 (130.2 IP)	Kaylee Carlson
2017	2 (155.1 IP)	Makayla Martin



2018	3 (183.2 IP)	Kaylee Carlson
2019	4 (132.1 IP)	Ashlee Swindle
2020*	1 (61.1 IP)	Ashlee Swindle
2021	3 (165.2 IP)	Shelby Lowe
2022	10 (195.0 IP)	Maddie Penta

FEWEST HIT BATTERS (MIN. 100 IP)

YEAR	TOTAL	PLAYER
1997	9 (130.2 IP)	Renee Sease
1998	3 (115.2 IP)	Denisse Montalvo
1999	8 (164.2 IP)	Nicole Groves
2000	1 (165.2 IP)	Jaime Rasmussen
2001	7 (142.0 IP)	Jaime Rasmussen
	7 (104.0 IP)	Jennifer Lofton
2002	13 (143.0 IP)	Jennifer Lofton
2003	19 (133.0 IP)	Janet Spivey
2004	13 (243.1 IP)	Kristin Keyes
2005	11 (208.1 IP)	Holly Currie
2006	7 (147.1 IP)	Beth DiPietro
2007	3 (124.2 IP)	Holly Currie
2008	6 (102.1 IP)	Brittany Day
2009	12 (174.0 IP)	Jenee Loree
2010	18 (167.1 IP)	Anna Thompson
2011	13 (128.2 IP)	Lauren Schmalz
2012	12 (116.2 IP)	Lauren Schmalz
2013	5 (103.1 IP)	Lexi Davis
2014	14 (225.1 IP)	Lexi Davis
2015	16 (118.2 IP)	Marcy Harper
2016	5 (116.0 IP)	Makayla Martin
2017	2 (206.1 IP)	Kaylee Carlson
2018	2 (183.2 IP)	Kaylee Carlson
2019	3 (132.1 IP)	Ashlee Swindle
2020*	3 (48.2 IP)	Samantha Yarbrough
2021	7 (165.2 IP)	Shelby Lowe
2022	13 (195.0 IP)	Maddie Penta



FIELDING

CHANCES

YEAR	TOTAL	PLAYER
1997	351	Kris Heneghan
1998	293	Mary Petrie
1999	380	Mary Petrie
2000	324	Jen Kraemer
2001	393	Mary Petrie
2002	420	Deni Zeigler
2003	421	Deni Zeigler
2004	528	Sara Dean
2005	519	Sara Dean
2006	483	Tatiana Fernandez
2007	419	Jorja Bell
2008	535	Tatiana Fernandez
2009	475	Elizabeth Eisterhold
2010	385	Elizabeth Eisterhold
2011	339	Elizabeth Eisterhold
2012	399	Caitlin Jordan
2013	198	Caitlin Jordan
2014	359	Jade Rhodes
2015	448	Jade Rhodes
2016	542	Jade Rhodes
2017	540	Kendall Veach
2018	356	Justus Perry
2019	425	Justus Perry
2020*	178	Justus Perry
2021	350	Aspyn Godwin
2022	265	Bri Ellis
	265	Aspyn Godwin

PUTOUTS

YEAR	TOTAL	PLAYER
1997	298	Kris Heneghan
1998	232	Mary Petrie
1999	360	Mary Petrie
2000	275	Mary Petrie
2001	344	Mary Petrie
2002	377	Deni Zeigler
2003	382	Deni Zeigler
2004	475	Sara Dean
2005	456	Sara Dean
2006	428	Tatiana Fernandez
2007	392	Jorja Bell
2008	496	Tatiana Fernandez
2009	429	Elizabeth Eisterhold
2010	346	Elizabeth Eisterhold
2011	305	Elizabeth Eisterhold
2012	366	Caitlin Jordan
2013	185	Caitlin Jordan
2014	344	Jade Rhodes
2015	428	Jade Rhodes
2016	526	Jade Rhodes
2017	510	Kendall Veach
2018	343	Justus Perry
2019	410	Justus Perry
2020*	168	Justus Perry
2021	315	Aspyn Godwin
2022	251	Bri Ellis

ASSISTS

YEAR	TOTAL	PLAYER
1997	122	Amy Dalsing
1998	96	Amy Dalsing
	96	Kimball Pratt
1999	104	Jen Kraemer
2000	137	Jodie Van Ooyen
2001	138	Kimball Pratt
2002	95	Lindsey Chitwood
2003	93	Martha Phillips
2004	97	Kristina McCain
2005	109	Kristina McCain
2006	94	Kristina McCain
2007	59	Lindsey Harrelson
2008	78	Kyndall White
2009	92	Kyndall White
2010	92	Lauren Guzman
2011	113	Kyndall White
2012	118	Lauren Guzman
2013	100	Emily Carosone
2014	122	Kelsey Bogaards
2015	123	Haley Fagan
2016	143	Whitney Jordan
2017	148	Haley Fagan
2018	124	Casey McCrackin
2019	110	Casey McCrackin
2020*	38	Tannon Snow
2021	78	Makenna Dowell
2022	76	Nelia Peralta

FEWEST ERRORS (MIN. 75 CHANCES)

YEAR	TOTAL	PLAYER
1997	4 (43-34-4)	Renee Sease
1998	2 (65-7-2)	Kris Heneghan
1999	1 (73-2-1)	Ashley Moore
2000	2 (91-10-2)	Becky Cleary
2001	2 (72-21-2)	Jen Kraemer
2002	3 (377-40-3)	Deni Zeigler
2003	2 (132-12-2)	Annie Norton
2004	3 (475-50-3)	Sara Dean
2005	5 (327-21-5)	Paige Jones
2006	1 (150-7-1)	Heather Garrison
2007	2 (221-28-2)	Tatiana Fernandez
2008	5 (496-35-5)	Tatiana Fernandez
2009	0 (429-46-0)	Elizabeth Eisterhold
2010	1 (96-4-1)	Caitlin Schultze
2011	1 (84-7-1)	Caitlin Schultze
2012	4 (334-38-4)	Elizabeth Eisterhold
2013	2 (143-10-2)	Caitlin Schultze
2014	0 (155-7-0)	Austyn West
	0 (70-5-0)	Madi Gipson
2015	0 (88-5-0)	Tiffany Howard
	0 (74-6-0)	Morgan Estell
2016	0 (87-0-0)	Victoria Draper
2017	0 (84-9-0)	Courtney Shea
2018	3 (343-10-3)	Justus Perry
	3 (235-36-3)	Courtney Shea
	3 (29-71-3)	Makenna Dowell
2019	4 (341-30-4)	Kendall Veach
	4 (47-108-4)	Taylon Snow
2020*	1 (81-13-1)	Abby Tissier
2021	4 (273-9-4)	Justus Perry
2022	1 (212-14-1)	Aubrie Lisenby



YEARLY LEADERS

DOUBLE PLAYS

YEAR	TOTAL	PLAYER
1997	8	Becky Cleary
1998	15	Amy Dalsing
1999	11	Mary Petrie
2000	12	Jodie Van Ooyen
2001	10	Mary Petrie
2002	16	Kasey Angulo
2003	4	Kasey Angulo
	4	Ashley Griffin
2004	9	Martha Phillips
2005	16	Paige Jones
2006	4	Heather Garrison
2007	4	Lindsey Harrelson
2008	7	Kyndall White
2009	6	Amber Harrison
2010	9	Lauren Guzman
	9	Kelley Smiley
2011	13	Kelsey Cartwright
2012	15	Caitlin Jordan
2013	5	Caitlin Jordan
2014	28	Emily Carosone
2015	34	Jade Rhodes
2016	36	Jade Rhodes
2017	42	Kendall Veach
2018	16	Casey McCrackin
2019	23	Justus Perry
2020*	6	Justus Perry
2021	15	Justus Perry
2022	9	Bri Ellis

CAUGHT STEALING BY

YEAR	TOTAL	PLAYER
1997	17	Kris Heneghan
1998	7	Ashley Camp
1999	25	Michelle Martin
2000	15	Michelle Martin
2001	10	Michelle Martin
2002	23	Deni Zeigler
2003	15	Deni Zeigler
2004	22	Sara Dean
2005	19	Sara Dean
2006	24	Tatiana Fernandez
2007	13	Tatiana Fernandez
2008	14	Tatiana Fernandez
2009	22	Elizabeth Eisterhold
2010	17	Elizabeth Eisterhold
2011	13	Elizabeth Eisterhold
2012	18	Elizabeth Eisterhold
2013	8	Marcy Harper
2014	4	Mackenzie Kilpatrick
	4	Lexi Davis
2015	8	Carlee Wallace
2016	5	Carlee Wallace
2017	10	Carlee Wallace
2018	11	Courtney Shea
2019	10	Kendall Veach
2020*	6	Abby Tissier
2021	8	Aspyn Godwin
2022	9	Aspyn Godwin

*The 2020 season was suspended due to the COVID-19 pandemic.

Current student-athletes are listed in **BOLD**.





BATTING

BATTING AVERAGE (MIN. 50 AB)

YEAR	TOTAL	PLAYER
1997	.303 (27-89)	Ashley Camp
1998	.358 (29-81)	Mary Petrie
1999	.333 (30-90)	Marcella Passarelli
2000	.423 (33-78)	Mary Petrie
2001	.376 (38-101)	Ashley Moore
2002	.309 (23-70)	Shannon Anderson
2003	.309 (29-94)	Ashley Griffin
2004	.341 (29-85)	Sara Dean
2005	.450 (36-80)	Paige Jones
2006	.333 (29-87)	Kristina McCain
2007	.375 (30-80)	Ashley Arcuri
2008	.268 (19-71)	Jorja Bell
2009	.325 (26-80)	Myesha Finney
2010	.321 (17-53)	Kyndall White
2011	.389 (35-90)	Morgan Estell
2012	.352 (32-91)	Lauren Guzman
2013	.386 (27-70)	Emily Carosone
2014	.380 (27-71)	Branndi Melero
2015	.458 (33-72)	Emily Carosone
2016	.410 (25-61)	Kasey Cooper
2017	.345 (20-58)	Alyssa Rivera
2018	.318 (21-66)	Casey McCrackin
2019	.310 (22-71)	Tannon Snow
2020*	.500 (4-8)	Carlee McCondichie
2021	.271 (19-70)	Alyssa Rivera
2022	.288 (19-66)	Bri Ellis

SLUGGING PCT. (MIN. 50 AB)

YEAR	TOTAL	PLAYER
1997	.393 (89 AB)	Ashley Camp
1998	.654 (81 AB)	Mary Petrie
1999	.589 (90 AB)	Marcella Passarelli
2000	.718 (78 AB)	Mary Petrie
2001	.714 (84 AB)	Mary Petrie
2002	.615 (78 AB)	Ashley Moore
2003	.500 (76 AB)	Kasey Angulo
2004	.471 (85 AB)	Sara Dean
2005	.840 (81 AB)	Holly Currie
2006	.579 (96 AB)	Tatiana Fernandez
2007	.515 (66 AB)	Tatiana Fernandez
2008	.493 (71 AB)	Tatiana Fernandez
2009	.513 (80 AB)	Myesha Finney
2010	.755 (53 AB)	Kyndall White
2011	.622 (90 AB)	Morgan Estell
2012	.505 (91 AB)	Lauren Guzman
2013	.521 (73 AB)	Branndi Melero
2014	.845 (61 AB)	Branndi Melero
2015	.833 (72 AB)	Emily Carosone
2016	.902 (61 AB)	Kasey Cooper
2017	.492 (59 AB)	Kasey Cooper
2018	.515 (66 AB)	Casey McCrackin
2019	.672 (67 AB)	Kendall Veach
2020*	.500 (8 AB)	Carlee McCondichie
2021	.414 (70 AB)	Alyssa Rivera
2022	.697 (66 AB)	Bri Ellis

ON BASE PCT. (MIN. 50 AB)

YEAR	TOTAL	PLAYER
1997	.370 (89 AB)	Ashley Camp
1998	.422 (81 AB)	Mary Petrie

1999	.384 (90 AB)	Marcella Passarelli
2000	.505 (78 AB)	Mary Petrie
2001	.457 (101 AB)	Ashley Moore
2002	.461 (78 AB)	Ashley Moore
2003	.355 (85 AB)	Sara Dean
2004	.400 (85 AB)	Sara Dean
2005	.506 (80 AB)	Paige Jones
2006	.477 (87 AB)	Kristina McCain
2007	.440 (80 AB)	Ashley Arcuri
2008	.396 (71 AB)	Tatiana Fernandez
2009	.443 (80 AB)	Myesha Finney
2010	.419 (53 AB)	Kyndall White
2011	.453 (90 AB)	Morgan Estell
2012	.394 (91 AB)	Lauren Guzman
2013	.470 (70 AB)	Emily Carosone
2014	.576 (61 AB)	Emily Carosone
2015	.582 (72 AB)	Emily Carosone
2016	.575 (61 AB)	Kasey Cooper
2017	.533 (59 AB)	Kasey Cooper
2018	.425 (66 AB)	Casey McCrackin
2019	.395 (71 AB)	Tannon Snow
2020*	.500 (8 AB)	Carlee McCondichie
2021	.329 (66 AB)	Sydney Cox
2022	.413 (66 AB)	Bri Ellis

AT BATS

YEAR	TOTAL	PLAYER
1997	105	Kim Blair
1998	92	Kim Blair
1999	92	Michelle Martin
	92	Chris Steiner
2000	91	Ashley Moore
	91	Ashley Moore
2001	101	Ashley Moore
2002	88	Sara Dean
	88	Kasey Angulo
2003	94	Ashley Griffin
2004	93	Shannon Anderson
2005	93	Kristina McCain
	93	Ashley Griffin
2006	96	Tatiana Fernandez
2007	80	Ashley Arcuri
2008	89	Brittany Scott
2009	94	Kyndall White
2010	88	Elizabeth Eisterhold
2011	92	Lauren Guzman
2012	91	Lauren Guzman
2013	74	Brooke Lathan
2014	72	Kasey Cooper
2015	77	Haley Fagan
	77	Branndi Melero
2016	85	Tiffany Howard
2017	79	Carlee Wallace
2018	74	Courtney Shea
2019	78	Taylon Snow
2020*	10	Makenna Dowell
	10	Alyssa Rivera
2021	74	Makenna Dowell
2022	72	Lindsey Garcia

RUNS SCORED

YEAR	TOTAL	PLAYER
1997	18	Kim Blair
1998	16	Mary Petrie

1999	22	Marcella Passarelli
2000	19	Ashley Moore
2001	26	Ashley Moore
2002	19	Shannon Anderson
2003	16	Ashley Griffin
2004	18	Ashley Griffin
	18	Kristina McCain
2005	24	Kristina McCain
2006	16	Kristina McCain
2007	10	Sara Ghezzi
	10	Brittany Scott
2008	15	Brittany Scott
2009	13	Kyndall White
2010	10	Elizabeth Eisterhold
2011	15	Morgan Estell
2012	13	Brooke Lathan
2013	18	Morgan Estell
2014	22	Kasey Cooper
2015	30	Emily Carosone
2016	22	Kasey Cooper
	22	Emily Carosone
2017	15	Victoria Draper
	15	Haley Fagan
2018	10	Alyssa Rivera
2019	16	Kendall Veach
2020*	1	Jadia Jones
2021	9	Makayla Packer
2022	14	Makayla Packer

HITS

YEAR	TOTAL	PLAYER
1997	31	Kim Blair
1998	29	Mary Petrie
1999	30	Marcella Passarelli
2000	33	Mary Petrie
2001	38	Ashley Moore
2002	26	Kasey Angulo
2003	29	Ashley Griffin
2004	29	Sara Dean
2005	36	Paige Jones
2006	29	Kristina McCain
2007	30	Ashley Arcuri
2008	23	Brittany Scott
2009	26	Myesha Finney
2010	24	Elizabeth Eisterhold
2011	35	Morgan Estell
2012	32	Lauren Guzman
2013	27	Emily Carosone
2014	27	Branndi Melero
2015	33	Emily Carosone
2016	27	Tiffany Howard
2017	24	Carlee Wallace
2018	21	Casey McCrackin
2019	22	Alyssa Rivera
	22	Tannon Snow
2020*	4	Carlee McCondichie
2021	19	Alyssa Rivera
2022	19	Bri Ellis
	19	Nelia Peralta

RUNS BATTED IN

YEAR	TOTAL	PLAYER
1997	11	Jennifer Page
	11	Ashley Camp



1998	24	Mary Petrie
1999	17	Mary Petrie
2000	24	Mary Petrie
2001	21	Mary Petrie
2002	21	Sara Dean
2003	12	Ashley Griffin
	12	Kasey Angulo
2004	14	Martha Phillips
2005	32	Holly Currie
2006	17	Tatiana Fernandez
2007	13	Holly Currie
2008	18	Tatiana Fernandez
2009	12	Amber Harrison
2010	14	Elizabeth Eisterhold
2011	18	Morgan Estell
2012	15	Elizabeth Eisterhold
2013	19	Brooke Lathan
2014	33	Brandi Melero
2015	28	Emily Carosone
2016	26	Kasey Cooper
2017	18	Kendall Veach
2018	13	Alyssa Rivera
2019	20	Kendall Veach
2020*	1	Brittany Maresette
2021	12	Alyssa Rivera
2022	19	Jessie Blaine

DOUBLES

YEAR	TOTAL	PLAYER
1997	6	Ashley Camp
1998	6	Mary Petrie
1999	5	Chris Steiner
	5	Marcella Passarelli
	5	Michelle Martin
2000	5	Mary Petrie
	5	Ashley Moore
	5	Jen Kraemer
	5	Michelle Martin
2001	7	Mary Petrie
2002	8	Deni Zeigler
	8	Kasey Angulo
2003	8	Ashley Griffin
	8	Kasey Angulo
	8	Sara Dean
2004	7	Ashley Griffin
2005	8	Sara Ghezzi
2006	6	Tatiana Fernandez
	6	Kristina McCain
2007	8	Ashley Arcuri
2008	7	Tatiana Fernandez
2009	6	Myesha Finney
2010	4	Krista Clyde
	4	Amber Harrison
2011	9	Morgan Estell
2012	5	Lauren Guzman
2013	5	Brandi Melero
	5	Emily Carosone
2014	4	Emily Carosone
2015	9	Emily Carosone
2016	5	Madi Gipson
	5	Carlee Wallace
2017	4	Kasey Cooper
	4	Carlee Wallace
2018	4	Courtney Shea
2019	6	Casey McCrackin

2020*	1	Makenna Dowell
2021	4	Alyssa Rivera
2022	10	Nelia Peralta

TRIPLES

YEAR	TOTAL	PLAYER
1997	1	Ashley Camp
1998	1	Ashley Camp
1999	2	Chris Steiner
2000	1	Marcella Passarelli
	1	Jodie Van Ooyen
2001	1	Mary Petrie
	1	Deni Zeigler
	1	Ashley Moore
2002	1	Martha Phillips
	1	Sara Dean
2003	1	Ashley Griffin
	1	Sara Dean
2004	1	Ashley Griffin
	1	Sara Dean
2005	4	Sara Dean
2006	2	Holly Currie
2007	2	Brittany Scott
2008	1	Starr Dorsey
	1	Brittany Scott
	1	Krista Clyde
2009	1	Kyndall White
2010		NONE
2011	2	Lauren Guzman
2012	3	Lauren Guzman
2013	1	Tiffany Howard
	1	Brandi Melero
	1	Brooke Lathan
	1	Morgan Estell
2014		NONE
2015	2	Tiffany Howard
2016	1	Tiffany Howard
	1	Whitney Jordan
2017	3	Kendall Veach
2018	1	Alyssa Rivera
	1	Victoria Draper
	1	Casey McCrackin
	1	Tannon Snow
2019	1	Justus Perry
	1	Morgan Podany
	1	Tannon Snow
2020*		NONE
2021	1	Maddison Koepke
2022	1	Sydney Cox
	1	Makayla Packer

HOME RUNS

YEAR	TOTAL	PLAYER
1997		NONE
1998	6	Mary Petrie
1999	6	Marcella Passarelli
2000	6	Mary Petrie
2001	8	Mary Petrie
2002	6	Ashley Moore
2003	4	Kasey Angulo
2004	3	Ashley Griffin
2005	10	Holly Currie
2006	4	Tatiana Fernandez
2007	4	Tatiana Fernandez
	4	Holly Currie

2008	4	Tatiana Fernandez
	7	Jorja Bell
2009	3	Kyndall White
	3	Amber Harrison
	3	Elizabeth Eisterhold
	3	Myesha Finney
	3	Lindsey Harrelson
2010	7	Kyndall White
	7	Elizabeth Eisterhold
2011	4	Morgan Estell
2012	5	Elizabeth Eisterhold
2013	4	Brooke Lathan
2014	10	Brandi Melero
2015	9	Jade Rhodes
2016	9	Kasey Cooper
2017	4	Kendall Veach
2018	6	Alyssa Rivera
2019	9	Kendall Veach
2020*		NONE
2021	2	Alyssa Rivera
2022	8	Bri Ellis

TOTAL BASES

YEAR	TOTAL	PLAYER
1997	35	Ashley Camp
	35	Kim Blair
1998	53	Mary Petrie
1999	53	Marcella Passarelli
2000	56	Mary Petrie
2001	64	Ashley Moore
2002	48	Ashley Moore
2003	45	Ashley Griffin
2004	41	Ashley Griffin
2005	68	Holly Currie
2006	46	Tatiana Fernandez
2007	41	Ashley Arcuri
2008	35	Tatiana Fernandez
2009	41	Myesha Finney
2010	47	Elizabeth Eisterhold
2011	56	Morgan Estell
2012	46	Lauren Guzman
2013	38	Brandi Melero
2014	60	Brandi Melero
2015	60	Emily Carosone
2016	55	Kasey Cooper
2017	38	Carlee Wallace
2018	34	Casey McCrackin
	34	Alyssa Rivera
2019	45	Kendall Veach
2020*	4	Carlee McCondichie
2021	29	Alyssa Rivera
2022	46	Bri Ellis

WALKS

YEAR	TOTAL	PLAYER
1997	6	Ashley Camp
1998	9	Mary Petrie
1999	12	Mary Petrie
2000	15	Mary Petrie
2001	18	Mary Petrie
2002	23	Ashley Moore
2003	9	Kasey Angulo
2004	11	Kristina McCain
2005	15	Holly Currie
2006	21	Kristina McCain



2007	13	Holly Currie
2008	17	Tatiana Fernandez
2009	13	Elizabeth Eisterhold
2010	13	Amber Harrison
2011	13	Amber Harrison
2012	14	Caitlin Schultze
2013	14	Morgan Estell
2014	17	Kasey Cooper
2015	18	Tiffany Howard
2016	25	Kasey Cooper
2017	26	Kasey Cooper
2018	13	Casey McCrackin
2019	13	Kendall Veach
2020*	2	Tannon Snow
2021	9	Sydney Cox
2022	14	Jessie Blaine

HIT BY PITCH

YEAR	TOTAL	PLAYER
1997	4	Ashley Camp
1998	2	Kris Heneghan
1999	8	Sarah Orozco
2000	6	Sarah Orozco
2001	8	Ashley Moore
2002	2	Jodie Van Ooyen
	2	Kelly Sutton
	2	Lindsey Chitwood
	2	Paige Jones
2003	4	Ashley Griffin
2004	1	Kristina McCain
	1	Shannon Anderson
	1	Lolani Alvarez
2005	1	Ashley Griffin
	1	Anne Norton
	1	Amy Shaw
	1	Lolani Alvarez
2006	6	Myesha Finney
2007	8	Myesha Finney
2008	8	Myesha Finney
2009	11	Myesha Finney
2010	7	Katie Colton
2011	4	Morgan Estell
2012	13	Baylee Stephens
2013	4	Baylee Stephens
	4	Morgan Estell
2014	18	Emily Carosone
2015	8	Emily Carosone
2016	9	Emily Carosone
2017	5	Kasey Cooper
2018	2	Kendall Veach
	2	Justus Perry
	2	Morgan Podany
	2	Makenna Dowell
2019	3	Justus Perry
2020*	2	Justus Perry
2021	5	Justus Perry
2022	6	Makayla Packer

FEWEST STRIKEOUTS (MIN. 50 AB)

YEAR	TOTAL	PLAYER
1997	5 (89 AB)	Kim Blair
1998	4 (92 AB)	Kim Blair
	4 (60 AB)	Kimball Pratt
1999	5 (75 AB)	Sarah Orozco

2000	5 (77 AB)	Sarah Orozco
2001	6 (101 AB)	Ashley Moore
2002	8 (70 AB)	Shannon Anderson
2003	11 (85 AB)	Sara Dean
	11 (82 AB)	Shannon Anderson
2004	8 (85 AB)	Sara Dean
2005	4 (87 AB)	Sara Dean
2006	12 (87 AB)	Kristina McCain
2007	7 (80 AB)	Ashley Arcuri
2008	9 (71 AB)	Tatiana Fernandez
2009	7 (78 AB)	Lauren Guzman
2010	5 (77 AB)	Lauren Guzman
2011	8 (92 AB)	Lauren Guzman
2012	5 (91 AB)	Lauren Guzman
2013	6 (70 AB)	Emily Carosone
2014	5 (72 AB)	Kasey Cooper
2015	4 (52 AB)	Carlee Wallace
2016	6 (64 AB)	Carlee Wallace
2017	6 (59 AB)	Kasey Cooper
2018	6 (74 AB)	Courtney Shea
2019	5 (78 AB)	Taylon Snow
	5 (77 AB)	Casey McCrackin
2020*	0 (10 AB)	Makenna Dowell
	0 (6 AB)	Tyler King
2021	3 (71 AB)	Tyler King
2022	4 (72 AB)	Lindsey Garcia

SACRIFICE FLIES

YEAR	TOTAL	PLAYER
1997	2	Jennifer Page
1998	1	Kim Blair
	1	Ashley Camp
	1	Kimball Pratt
	1	Jennifer Page
	1	Chris Steiner
	1	Michelle Martin
1999	3	Michelle Martin
2000	2	Mary Petrie
2001	1	Jen Kraemer
	1	Michelle Martin
	1	Mary Petrie
2002	2	Deni Zeigler
2003	2	Kasey Angulo
2004	2	Martha Phillips
2005	2	Sara Dean
	2	Lolani Alvarez
2006	2	Myesha Finney
2007	3	Myesha Finney
2008	1	Jorja Bell
	1	Taryn Gray
	1	Starr Dorsey
	1	Kyndall White
	1	Krista Clyde
2009	2	Amber Harrison
2010	2	Kelley Smiley
2011	3	Morgan Estell
2012	1	Amber Harrison
	1	Elizabeth Eisterhold
	1	Lauren Guzman
2013	2	Brooke Lathan
2014	2	Jenna Abbott
	2	Brandi Melero
2015	3	Morgan Estell
2016	1	Jenna Abbott
	1	Tiffany Howard

	1	Kasey Cooper
	1	Jade Rhodes
2017	1	Courtney Shea
2018	1	Casey McCrackin
	1	Kendall Veach
	1	Taylon Snow
2019	2	Casey McCrackin
2020*		NONE
2021	1	Tyler King
	1	Lindsey Garcia
2022	2	Nelia Peralta

SACRIFICE HITS

YEAR	TOTAL	PLAYER
1997	12	Chris Steiner
	12	Amy Bellanca
1998	8	Chris Steiner
1999	3	Chris Steiner
2000	6	Jen Kraemer
2001	8	Jennifer Hammock
2002	5	Lindsey Chitwood
	5	Shannon Anderson
2003	10	Shannon Anderson
2004	4	Lolani Alvarez
	4	Shannon Anderson
2005	7	Ashley Griffin
2006	10	Ashley Griffin
2007	5	Myesha Finney
2008	4	Myesha Finney
2009	6	Lauren Guzman
	6	Lindsey Harrelson
2010	10	Krista Clyde
2011	5	Kelsey Cartwright
2012	8	Brooke Lathan
2013	3	Baylee Stephens
2014	4	Kelsey Bogaards
2015	2	Tiffany Howard
	2	Jade Rhodes
2016	3	Victoria Draper
2017	1	Courtney Shea
	1	Casey McCrackin
	1	Haley Fagan
	1	Bree Fornis
2018	3	Victoria Draper
	3	Makenna Dowell
2019	3	Bree Fornis
2020*	2	Aspyn Godwin
2021	3	Tyler King
	3	Maddison Koepke
	3	Aspyn Godwin
2022	2	Lindsey Garcia
	2	Carlee McCondichie
	2	Makayla Packer

STOLEN BASES

YEAR	TOTAL	PLAYER
1997	7	Chris Steiner
1998	7	Kim Blair
1999	7	Chris Steiner
	7	Marcella Passarelli
2000	3	Jen Kraemer
	3	Sarah Orozco
2001	3	Kim Freeland
	3	Jennifer Hammock



YEARLY LEADERS - SEC PLAY

2002	11	Shannon Anderson
2003	5	Shannon Anderson
	5	Kim Freeland
2004	15	Shannon Anderson
2005	6	Kristina McCain
2006	4	Ashley Griffin
2007	4	Lauren Walton
2008	2	Krista Clyde
2009	7	Amber Harrison
2010	4	Lauren Guzman
	4	Katie Colton
2011	5	Caitlin Strangl
2012	4	Amber Harrison
2013	4	Emily Carosone
	4	Tiffany Howard
	4	Morgan Estell
2014	1	Emily Carosone
	1	Kelsey Bogaards
	1	Kasey Cooper
2015	1	Kasey Cooper
	1	Morgan Estell
	1	Haley Fagan
	1	Victoria Draper
	1	Branni Melero
2016	4	Tiffany Howard
	4	Kasey Cooper
2017	3	Victoria Draper
	3	Alyssa Rivera
2018	6	Victoria Draper
2019	4	Alyssa Rivera
2020*	1	Alyssa Rivera
2021	5	Makayla Packer
2022	6	Makayla Packer



PITCHING

EARNED RUN AVG. (MIN. 60 IP)

YEAR	TOTAL	PLAYER
1997	2.47 (73.2 IP)	Denisse Montalvo
1998	2.81 (62.1 IP)	Denisse Montalvo
1999	1.86 (86.2 IP)	Nicole Groves
2000	3.20 (83.0 IP)	Jaime Rasmussen
2001	3.51 (79.2 IP)	Lily DuBois
2002	2.24 (103.0 IP)	Kristin Keyes
2003	2.66 (97.1 IP)	Kristin Keyes
2004	1.58 (119.1 IP)	Kristin Keyes
2005	2.18 (96.1 IP)	Holly Currie
2006	2.28 (64.1 IP)	Beth DiPietro
2007	1.89 (92.2 IP)	Anna Thompson
2008	2.57 (62.2 IP)	Anna Thompson
2009	3.11 (85.2 IP)	Anna Thompson
2010	2.88 (68.0 IP)	Anna Thompson
2011	1.88 (74.2 IP)	Angel Bunner
2012	2.22 (66.1 IP)	Jenee Loree
2013	4.12 (71.1 IP)	Marcy Harper
2014	3.45 (99.1 IP)	Lexi Davis
2015	4.04 (62.1 IP)	Rachael Walters
2016^	2.66 (58.0 IP)	Kaylee Carlson
2017	1.60 (109.1 IP)	Kaylee Carlson
2018	1.86 (86.1 IP)	Kaylee Carlson
2019	3.74 (76.2 IP)	Ashlee Swindle
2020*	0.70 (10.0 IP)	Samantha Yarbrough
2021	1.74 (100.1 IP)	Shelby Lowe
2022	2.84 (83.2 IP)	Maddie Penta

BATTING AVG. AGAINST (MIN. 60 IP)

YEAR	TOTAL	PLAYER
1997	.265 (73.2 IP)	Denisse Montalvo
1998	.271 (62.1 IP)	Denisse Montalvo
1999	.261 (86.2 IP)	Nicole Groves
2000	.290 (64.0 IP)	Jennifer Lofton
2001	.281 (79.2 IP)	Lily DuBois
2002	.211 (103.0 IP)	Kristin Keyes
2003	.219 (97.1 IP)	Kristin Keyes
2004	.153 (119.1 IP)	Kristin Keyes
2005	.205 (96.1 IP)	Holly Currie
2006	.219 (112.1 IP)	Holly Currie
2007	.178 (92.2 IP)	Anna Thompson
2008	.210 (62.2 IP)	Anna Thompson
2009	.210 (85.2 IP)	Anna Thompson
2010	.194 (68.0 IP)	Anna Thompson
2011	.219 (74.2 IP)	Angel Bunner
2012	.189 (66.1 IP)	Jenee Loree
2013	.267 (71.1 IP)	Marcy Harper
2014	.275 (99.1 IP)	Lexi Davis
2015	.275 (62.1 IP)	Rachael Walters
2016^	.233 (58.0 IP)	Kaylee Carlson
2017	.221 (109.1 IP)	Kaylee Carlson
2018	.221 (86.1 IP)	Kaylee Carlson
2019	.324 (76.2 IP)	Ashlee Swindle
2020*	.256 (10.0 IP)	Samantha Yarbrough
2021	.229 (100.1 IP)	Shelby Lowe
2022	.238 (83.2 IP)	Maddie Penta

INNINGS PITCHED

YEAR	TOTAL	PLAYER
1997	87.2	Brenda Espinoza
1998	62.1	Denisse Montalvo
1999	86.2	Nicole Groves

2000	83.0	Jaime Rasmussen
2001	79.2	Lily DuBois
2002	103.0	Kristin Keyes
2003	97.1	Kristin Keyes
2004	119.1	Kristin Keyes
2005	96.1	Holly Currie
2006	112.1	Holly Currie
2007	92.2	Anna Thompson
2008	62.2	Anna Thompson
2009	85.2	Anna Thompson
2010	68.0	Anna Thompson
2011	74.2	Angel Bunner
2012	66.1	Jenee Loree
2013	71.1	Marcy Harper
2014	99.1	Lexi Davis
2015	62.1	Rachael Walters
2016	58.0	Kaylee Carlson
2017	109.1	Kaylee Carlson
2018	86.1	Kaylee Carlson
2019	76.2	Ashlee Swindle
2020*	10.0	Samantha Yarbrough
2021	100.1	Shelby Lowe
2022	83.2	Maddie Penta

FEWEST HITS ALLOWED (MIN. 60 IP)

YEAR	TOTAL	PLAYER
1997	76 (73.2 IP)	Denisse Montalvo
1998	67 (62.1 IP)	Denisse Montalvo
1999	90 (80.0 IP)	Denisse Montalvo
2000	76 (64.0 IP)	Jennifer Lofton
2001	87 (63.1 IP)	Jaime Rasmussen
2002	69 (61.0 IP)	Jennifer Lofton
2003	68 (68.0 IP)	Janet Spivey
2004	63 (119.1 IP)	Kristin Keyes
2005	72 (96.1 IP)	Holly Currie
2006	71 (64.1 IP)	Beth DiPietro
2007	59 (92.2 IP)	Anna Thompson
2008	51 (62.2 IP)	Anna Thompson
2009	68 (85.2 IP)	Anna Thompson
2010	48 (68.0 IP)	Anna Thompson
2011	61 (74.2 IP)	Angel Bunner
2012	46 (66.1 IP)	Jenee Loree
2013	75 (71.1 IP)	Marcy Harper
2014	106 (99.1 IP)	Lexi Davis
2015	68 (62.1 IP)	Rachael Walters
2016^	51 (58.0 IP)	Kaylee Carlson
2017	93 (109.1 IP)	Kaylee Carlson
2018	72 (86.1 IP)	Kaylee Carlson
2019	105 (76.2 IP)	Ashlee Swindle
2020*	7 (3.2 IP)	Ashlee Swindle
2021	84 (100.1 IP)	Shelby Lowe
2022	78 (83.2 IP)	Maddie Penta

FEWEST RUNS ALLOWED (MIN. 60 IP)

YEAR	TOTAL	PLAYER
1997	35 (73.2 IP)	Denisse Montalvo
1998	32 (62.1 IP)	Denisse Montalvo
1999	44 (86.2 IP)	Nicole Groves
2000	49 (83.0 IP)	Jaime Rasmussen
2001	57 (79.2 IP)	Lily DuBois
2002	40 (61.0 IP)	Jennifer Lofton
2003	35 (68.0 IP)	Janet Spivey
2004	32 (119.1 IP)	Kristin Keyes
2005	34 (84.2 IP)	Beth DiPietro
2006	38 (64.1 IP)	Beth DiPietro



2007	38 (92.2 IP)	Anna Thompson
2008	29 (62.2 IP)	Anna Thompson
2009	45 (85.2 IP)	Anna Thompson
2010	34 (68.0 IP)	Anna Thompson
2011	24 (74.2 IP)	Angel Bunner
2012	27 (61.0 IP)	Lauren Schmalz
2013	46 (71.1 IP)	Marcy Harper
2014	55 (99.1 IP)	Lexi Davis
2015	41 (62.1 IP)	Rachael Walters
2016^	23 (58.0 IP)	Kaylee Carlson
2017	36 (109.1 IP)	Kaylee Carlson
2018	27 (86.1 IP)	Kaylee Carlson
2019	56 (76.2 IP)	Ashlee Swindle
2020*	1 (10.0 IP)	Samantha Yarbrough
2021	30 (100.1 IP)	Shelby Lowe
2022	44 (83.2 IP)	Maddie Penta

FEWEST EARNED RUNS ALLOWED (MIN. 60 IP)

YEAR	TOTAL	PLAYER
1997	26 (73.2 IP)	Denisse Montalvo
1998	25 (62.1 IP)	Denisse Montalvo
1999	23 (86.2 IP)	Nicole Groves
2000	38 (83.0 IP)	Jaime Rasmussen
2001	37 (63.1 IP)	Jaime Rasmussen
2002	30 (61.0 IP)	Jennifer Lofton
2003	34 (68.0 IP)	Janet Spivey
2004	27 (119.1 IP)	Kristin Keyes
2005	28 (84.2 IP)	Beth DiPietro
2006	21 (64.1 IP)	Beth DiPietro
2007	25 (92.2 IP)	Anna Thompson
2008	23 (62.2 IP)	Anna Thompson
2009	38 (85.2 IP)	Anna Thompson
2010	28 (68.0 IP)	Anna Thompson
2011	20 (74.2 IP)	Angel Bunner
2012	21 (66.1 IP)	Jenee Loree
2013	42 (71.1 IP)	Marcy Harper
2014	49 (99.1 IP)	Lexi Davis
2015	36 (62.1 IP)	Rachael Walters
2016^	22 (58.0 IP)	Kaylee Carlson
2017	25 (109.1 IP)	Kaylee Carlson
2018	23 (86.1 IP)	Kaylee Carlson
2019	41 (76.2 IP)	Ashlee Swindle
2020*	1 (10.0 IP)	Samantha Yarbrough
2021	25 (100.1 IP)	Shelby Lowe
2022	34 (83.2 IP)	Maddie Penta

FEWEST WALKS (MIN. 60 IP)

YEAR	TOTAL	PLAYER
1997	17 (87.2 IP)	Brenda Espinoza
1998	30 (62.1 IP)	Denisse Montalvo
1999	23 (86.2 IP)	Nicole Groves
2000	18 (83.0 IP)	Jaime Rasmussen
2001	20 (63.1 IP)	Jaime Rasmussen
2002	29 (61.0 IP)	Jennifer Lofton
2003	17 (68.0 IP)	Janet Spivey
2004	29 (119.1 IP)	Kristin Keyes
2005	31 (84.2 IP)	Beth DiPietro
2006	35 (64.1 IP)	Beth DiPietro
2007	48 (92.2 IP)	Anna Thompson
2008	17 (62.2 IP)	Anna Thompson
2009	35 (85.2 IP)	Anna Thompson
2010	33 (68.0 IP)	Anna Thompson
2011	21 (74.2 IP)	Angel Bunner
2012	14 (65.2 IP)	Angel Bunner

2013	28 (71.1 IP)	Marcy Harper
2014	39 (99.1 IP)	Lexi Davis
2015	28 (62.1 IP)	Rachael Walters
2016^	23 (58.0 IP)	Kaylee Carlson
2017	25 (109.1 IP)	Kaylee Carlson
2018	20 (86.1 IP)	Kaylee Carlson
2019	27 (76.2 IP)	Ashlee Swindle
2020*	1 (4.2 IP)	Lexie Handley
2021	21 (100.1 IP)	Shelby Lowe
2022	27 (83.2 IP)	Maddie Penta

STRIKEOUTS

YEAR	TOTAL	PLAYER
1997	61	Denisse Montalvo
1998	42	Denisse Montalvo
1999	70	Denisse Montalvo
2000	31	Jaime Rasmussen
2001	49	Lily DuBois
2002	99	Kristen Keyes
2003	115	Kristen Keyes
2004	143	Kristen Keyes
2005	104	Holly Currie
2006	110	Holly Currie
2007	136	Anna Thompson
2008	89	Anna Thompson
2009	89	Anna Thompson
2010	94	Anna Thompson
2011	59	Lauren Schmalz
2012	62	Jenee Loree
2013	38	Lexi Davis
2014	50	Lexi Davis
2015	46	Rachael Walters
2016	33	Kaylee Carlson
2017	57	Kaylee Carlson
2018	39	Kaylee Carlson
2019	59	Chardonnay Harris
2020*	8	Samantha Yarbrough
2021	93	Shelby Lowe
2022	90	Maddie Penta

WINS

YEAR	TOTAL	PLAYER
1997	7	Brenda Espinoza
1998	3	Erika Koivula
1999	6	Nicole Groves
2000	7	Jaime Rasmussen
2001	3	Jennifer Lofton
	3	Jaime Rasmussen
2002	10	Kristen Keyes
2003	9	Kristen Keyes
2004	14	Kristen Keyes
2005	12	Holly Currie
2006	8	Holly Currie
2007	7	Anna Thompson
2008	6	Brittany Day
2009	4	Jenee Loree
2010	6	Anna Thompson
2011	7	Angel Bunner
2012	5	Angel Bunner
2013	4	Marcy Harper
2014	7	Lexi Davis
2015	9	Lexi Davis
2016	8	Kaylee Carlson
2017	12	Kaylee Carlson

2018	6	Kaylee Carlson
2019	5	Chardonnay Harris
2020*		NONE
2021	5	Shelby Lowe
2022	7	Maddie Penta

SAVES

YEAR	TOTAL	PLAYER
1997	2	Renee Sease
1998	2	Mary Petrie
1999	1	Nicole Groves
2000	2	Jennifer Lofton
2001	1	Mary Petrie
2002	3	Kristen Keyes
2003		NONE
2004	1	Beth DiPietro
2005	2	Holly Currie
	2	Beth DiPietro
2006	3	Holly Currie
2007	2	Anna Thompson
2008	2	Anna Thompson
2009	1	Jenee Loree
2010	1	Anna Thompson
2011	1	Lauren Schmalz
2012	3	Lauren Schmalz
2013	2	Marcy Harper
2014	2	Lexi Davis
2015	2	Rachael Walters
2016	1	Rachael Walters
	1	Kaylee Carlson
	1	Makayla Martin
2017	3	Kaylee Carlson
2018	1	Kaylee Carlson
2019	1	Ashlee Swindle
2020*	1	NONE
2021	1	Shelby Lowe
2022	2	Shelby Lowe

APPEARANCES

YEAR	TOTAL	PLAYER
1997	16	Renee Sease
1998	14	Mary Petrie
1999	18	Nicole Groves
2000	18	Jaime Rasmussen
2001	16	Jaime Rasmussen
	16	Lily DuBois
2002	22	Kristen Keyes
2003	20	Kristen Keyes
2004	21	Kristen Keyes
2005	20	Holly Currie
2006	23	Holly Currie
2007	19	Anna Thompson
2008	17	Brittany Day
2009	15	Jenee Loree
2010	17	Anna Thompson
2011	14	Angel Bunner
2012	18	Lauren Schmalz
2013	17	Marcy Harper
2014	19	Lexi Davis
2015	20	Rachael Walters
2016	13	Kaylee Carlson
2017	18	Kaylee Carlson
2018	15	Kaylee Carlson
2019	18	Ashlee Swindle



2020*	2	KK Dismukes
	2	Lexie Handley
	2	Ashlee Swindle
2021	17	Shelby Lowe
2022	16	Maddie Penta

GAMES STARTED

YEAR	TOTAL	PLAYER
1997	15	Brenda Espinoza
1998	10	Denisse Montalvo
1999	15	Denisse Montalvo
2000	14	Jaime Rasmussen
2001	13	Lily DuBois
2002	14	Kristen Keyes
2003	15	Kristen Keyes
2004	17	Kristen Keyes
2005	16	Holly Currie
2006	18	Holly Currie
2007	13	Anna Thompson
2008	12	Brittany Day
2009	13	Jenee Loree
2010	10	Anna Thompson
	10	Angel Bunner
2011	10	Jenee Loree
2012	11	Lauren Schmalz
2013	11	Lexi Davis
2014	15	Lexi Davis
2015	8	Lexi Davis
	8	Marcy Harper
	8	Rachael Walters
2016	8	Kaylee Carlson
2017	15	Kaylee Carlson
2018	13	Kaylee Carlson
2019	9	Chardonnay Harris
2020*	2	Lexie Handley
2021	14	Shelby Lowe
2022	13	Maddie Penta

COMPLETE GAMES

YEAR	TOTAL	PLAYER
1997	7	Denisse Montalvo
1998	4	Erika Koivula
	4	Denisse Montalvo
1999	8	Nicole Groves
2000	6	Jaime Rasmussen
2001	4	Jaime Rasmussen
	4	Lily DuBois
2002	13	Kristen Keyes
2003	8	Kristen Keyes
2004	13	Kristen Keyes
2005	11	Holly Currie
2006	9	Holly Currie
2007	8	Anna Thompson
2008	5	Anna Thompson
2009	9	Anna Thompson
2010	4	Anna Thompson
2011	6	Lauren Schmalz
2012	3	Angel Bunner
	3	Jenee Loree
2013	6	Marcy Harper
2014	11	Lexi Davis
2015	4	Rachael Walters
2016	4	Kaylee Carlson
2017	15	Kaylee Carlson
2018	8	Kaylee Carlson

2019	3	Chardonnay Harris
	3	Ashlee Swindle
2020*	5	NONE
2021	10	Shelby Lowe
2022	8	Maddie Penta

GAMES FINISHED

YEAR	TOTAL	PLAYER
1997	14	Renee Sease
1998	12	Mary Petrie
1999	6	Jaime Rasmussen
2000	7	Mary Petrie
2001	13	Mary Petrie
2002	6	Kristen Keyes
2003	6	Jenny Diaz
2004	7	Beth DiPietro
2005	5	Beth DiPietro
2006	7	Brittany Day
2007	7	Brittany Day
2008	11	Angel Bunner
2009	5	Holly Ragsdale
2010	6	Jenee Loree
2011	5	Angel Bunner
2012	8	Angel Bunner
2013	7	Marcy Harper
2014	4	Lexi Davis
2015	8	Rachael Walters
2016	5	Rachael Walters
	5	Kaylee Carlson
2017	3	Kaylee Carlson
2018	3	Ashlee Swindle
2019	3	Ashlee Swindle
2020*	2	KK Dismukes
2021	5	Lexie Handley
2022	7	KK Dismukes

SHUTOUTS

YEAR	TOTAL	PLAYER
1997	3	Brenda Espinoza
1998	1	Erika Koivula
1999	2	Denisse Montalvo
	2	Nicole Groves
2000	1	Jaime Rasmussen
2001	2	Jennifer Lofton
2002	3	Kristen Keyes
2003	3	Kristen Keyes
2004	6	Kristen Keyes
2005	5	Holly Currie
2006	3	Holly Currie
2007	3	Anna Thompson
2008	2	Brittany Day
2009		NONE
2010	1	Anna Thompson
	1	Jenee Loree
2011	2	Angel Bunner
2012	1	Jenee Loree
	1	Angel Bunner
2013	1	Marcy Harper
2014	1	Marcy Harper
	1	Lexi Davis
2015		NONE
2016	2	Kaylee Carlson
2017	3	Kaylee Carlson
2018	2	Kaylee Carlson
2019	1	Chardonnay Harris

	1	Ashlee Swindle
2020*		NONE
2021	1	Shelby Lowe
2022		NONE

COMBINED SHUTOUTS

YEAR	TOTAL	PLAYER
1997		NONE
1998	1	Brenda Espinoza
	1	Mary Petrie
1999	2	NONE
2000	1	Jennifer Lofton
	1	Jaime Rasmussen
2001		NONE
2002	1	Kristen Keyes
	1	Tracy Murdock
2003	2	Janet Spivey
	2	Kristen Keyes
2004	5	Kristen Keyes
2005		NONE
2006	1	Beth DiPietro
	1	Brittany Day
2007	1	Anna Thompson
	1	Holly Currie
2008	1	Angel Bunner
	1	Anna Thompson
2009		NONE
2010		NONE
2011		NONE
2012	1	Lauren Schmalz
	1	Jenee Loree
2013		NONE
2014		NONE
2015	2	Rachael Walters
	2	Lexi Davis
2016	3	Kaylee Carlson
2017	1	Kaylee Carlson
	1	Ashlee Swindle
2018		NONE
2019		NONE
2020*		NONE
2021		NONE
2022		NONE

FEWEST HR ALLOWED (MIN. 60 IP)

YEAR	TOTAL	PLAYER
1997	2 (87.2 IP)	Brenda Espinoza
1998	3 (62.1 IP)	Denisse Montalvo
1999	3 (86.2 IP)	Nicole Groves
2000	3 (83.0 IP)	Jaime Rasmussen
	3 (64.0 IP)	Jennifer Lofton
2001	6 (63.1 IP)	Jaime Rasmussen
2002	5 (103.0 IP)	Kristin Keyes
	5 (61.0 IP)	Jennifer Lofton
2003	8 (97.1 IP)	Kristin Keyes
2004	8 (119.1 IP)	Kristin Keyes
2005	5 (84.2 IP)	Beth DiPietro
2006	6 (64.1 IP)	Beth DiPietro
2007	8 (92.2 IP)	Anna Thompson
2008	11 (62.2 IP)	Anna Thompson
2009	7 (78.2 IP)	Jenee Loree
2010	9 (68.0 IP)	Anna Thompson
2011	5 (74.2 IP)	Angel Bunner
2012	2 (66.1 IP)	Jenee Loree
2013	8 (64.0 IP)	Lexi Davis



2014	13 (99.1 IP)	Lexi Davis
2015	13 (62.1 IP)	Rachael Walters
2016^	6 (58.0 IP)	Kaylee Carlson
2017	9 (109.1 IP)	Kaylee Carlson
2018	8 (86.1 IP)	Kaylee Carlson
2019	9 (76.2 IP)	Ashlee Swindle
2020*	0 (10.0 IP)	Samantha Yarbrough
	0 (4.2 IP)	Lexie Handley
	0 (3.2 IP)	Ashlee Swindle
2021	7 (100.1 IP)	Shelby Lowe
2022	13 (83.2 IP)	Maddie Penta

BATTERS FACED

YEAR	TOTAL	PLAYER
1997	388	Brenda Espinoza
1998	288	Denisse Montalvo
1999	383	Nicole Groves
2000	388	Jaime Rasmussen
2001	382	Lily DuBois
2002	459	Kristen Keyes
2003	423	Kristen Keyes
2004	463	Kristen Keyes
2005	425	Holly Currie
2006	498	Holly Currie
2007	392	Anna Thompson
2008	268	Anna Thompson
2009	374	Jenee Loree
2010	297	Anna Thompson
2011	314	Angel Bunner
2012	290	Angel Bunner
2013	321	Marcy Harper
2014	443	Lexi Davis
2015	290	Rachael Walters
2016	246	Kaylee Carlson
2017	448	Kaylee Carlson
2018	356	Kaylee Carlson
2019	361	Ashlee Swindle
2020*	42	Lexie Handley
2021	404	Shelby Lowe
2022	370	Maddie Penta

FEWEST WILD PITCHES (MIN. 60 IP)

YEAR	TOTAL	PLAYER
1997	5 (73.2 IP)	Denisse Montalvo
1998	8 (62.1 IP)	Denisse Montalvo
1999	2 (86.2 IP)	Nicole Groves
2000	0 (64.0 IP)	Jennifer Lofton
2001	1 (63.1 IP)	Jaime Rasmussen
2002	2 (61.0 IP)	Jennifer Lofton
2003	5 (68.0 IP)	Janet Spivey
2004	2 (119.1 IP)	Kristin Keyes
2005	1 (84.2 IP)	Beth DiPietro
2006	5 (64.1 IP)	Beth DiPietro
2007	14 (92.2 IP)	Anna Thompson
2008	3 (62.2 IP)	Anna Thompson
2009	9 (78.2 IP)	Jenee Loree
2010	10 (68.0 IP)	Anna Thompson
2011	0 (74.2 IP)	Angel Bunner
2012	2 (66.1 IP)	Jenee Loree
2013	5 (71.1 IP)	Marcy Harper
2014	2 (99.1 IP)	Lexi Davis
2015	2 (62.1 IP)	Rachael Walters
2016^	1 (58.0 IP)	Kaylee Carlson
2017	2 (109.1 IP)	Kaylee Carlson

2018	0 (86.1 IP)	Kaylee Carlson
2019	1 (76.2 IP)	Ashlee Swindle
2020*	0 (10.0 IP)	Samantha Yarbrough
	0 (3.2 IP)	Ashlee Swindle
2021	2 (100.1 IP)	Shelby Lowe
2022	7 (83.2 IP)	Maddie Penta

FEWEST HIT BATTERS (MIN. 60 IP)

YEAR	TOTAL	PLAYER
1997	3 (73.2 IP)	Denisse Montalvo
1998	3 (62.1 IP)	Denisse Montalvo
1999	1 (86.2 IP)	Nicole Groves
2000	1 (83.0 IP)	Jaime Rasmussen
	1 (64.0 IP)	Jennifer Lofton
2001	6 (63.1 IP)	Jaime Rasmussen
2002	9 (61.0 IP)	Jennifer Lofton
2003	9 (68.0 IP)	Janet Spivey
2004	7 (119.1 IP)	Kristin Keyes
2005	5 (84.2 IP)	Beth DiPietro
2006	3 (64.1 IP)	Beth DiPietro
2007	5 (92.2 IP)	Anna Thompson
2008	7 (62.2 IP)	Anna Thompson
2009	10 (85.2 IP)	Anna Thompson
2010	10 (68.0 IP)	Anna Thompson
2011	4 (60.0 IP)	Lauren Schmalz
2012	4 (66.1 IP)	Jenee Loree
2013	3 (64.0 IP)	Lexi Davis
2014	9 (99.1 IP)	Lexi Davis
2015	12 (62.1 IP)	Rachael Walters
2016^	2 (58.0 IP)	Kaylee Carlson
2017	0 (109.1 IP)	Kaylee Carlson
2018	0 (86.1 IP)	Kaylee Carlson
2019	2 (76.2 IP)	Ashlee Swindle
2020*	0 (10.0 IP)	Samantha Yarbrough
2021	2 (100.1 IP)	Shelby Lowe
2022	9 (83.2 IP)	Maddie Penta



FIELDING

CHANCES

YEAR	TOTAL	PLAYER
1997	198	Becky Cleary
1998	145	Mary Petrie
1999	198	Mary Petrie
2000	212	Mary Petrie
2001	181	Mary Petrie
2002	191	Deni Zeigler
2003	214	Deni Zeigler
2004	229	Sara Dean
2005	215	Sara Dean
2006	200	Tatiana Fernandez
2007	181	Jorja Bell
2008	220	Tatiana Fernandez
2009	179	Amber Harrison
2010	173	Elizabeth Eisterhold
2011	134	Elizabeth Eisterhold
2012	212	Caitlin Jordan
2013	126	Morgan Estell
2014	143	Jade Rhodes
2015	160	Jade Rhodes
2016	172	Jade Rhodes
2017	222	Kendall Veach
2018	157	Kendall Veach
2019	166	Justus Perry
2020*	13	Carlee McCondichie
	13	Justus Perry
2021	160	Justus Perry
2022	160	Bri Ellis

PUTOUTS

YEAR	TOTAL	PLAYER
1997	181	Becky Cleary
1998	116	Mary Petrie
1999	193	Mary Petrie
2000	193	Mary Petrie
2001	154	Mary Petrie
2002	178	Deni Zeigler
2003	190	Deni Zeigler
2004	207	Sara Dean
2005	186	Sara Dean
2006	169	Tatiana Fernandez
2007	165	Jorja Bell
2008	204	Tatiana Fernandez
2009	163	Amber Harrison
2010	152	Elizabeth Eisterhold
2011	119	Elizabeth Eisterhold
2012	196	Caitlin Jordan
2013	120	Morgan Estell
2014	136	Jade Rhodes
2015	155	Jade Rhodes
2016	167	Jade Rhodes
2017	209	Kendall Veach
2018	122	Justus Perry
2019	160	Justus Perry
2020*	12	Justus Perry
2021	153	Justus Perry
2022	149	Bri Ellis



ASSISTS

YEAR	TOTAL	PLAYER
1997	67	Amy Dalsing
1998	48	Amy Dalsing
1999	58	Jen Kraemer
2000	67	Jodie Van Ooyen
2001	60	Kimball Pratt
2002	42	Lindsey Chitwood
2003	39	Martha Phillips
2004	51	Kristina McCain
2005	50	Ashley Griffin
2006	54	Kristina McCain
2007	34	Lindsey Harrelson
2008	40	Kyndall White
2009	50	Kyndall White
2010	61	Lauren Guzman
2011	63	Kyndall White
2012	69	Lauren Guzman
2013	45	Emily Carosone
2014	54	Kelsey Bogaards
	54	Kasey Cooper
2015	62	Haley Fagan
2016	52	Emily Carosone
2017	57	Haley Fagan
2018	63	Casey McCrackin
2019	52	Casey McCrackin
2020*	6	Carlee McCondichie
2021	41	Sydney Cox
2022	49	Nelia Peralta

FEWEST ERRORS (MIN. 50 CHANCES)

YEAR	TOTAL	PLAYER
1997	2 (136-22-2)	Kris Heneghan
	2 (35-48-2)	Amy Bellanca
1998	0 (49-4-0)	Kris Heneghan
1999	1 (107-23-1)	Michelle Martin
2000	1 (87-10-1)	Michelle Martin
2001	2 (87-11-2)	Michelle Martin
	2 (51-4-2)	Ashley Moore
2002	1 (178-12-1)	Deni Zeigler
2003	3 (25-38-3)	Ashley Griffin
2004	1 (128-9-1)	Martha Phillips
2005	2 (186-27-2)	Sara Dean
2006	0 (74-6-0)	Heather Garrison
2007	2 (98-18-2)	Tatiana Fernandez
2008	3 (204-13-3)	Tatiana Fernandez
2009	0 (150-16-0)	Elizabeth Eisterhold
2010	0 (70-5-0)	Amber Harrison
2011	1 (93-9-1)	Morgan Estell
	1 (46-3-1)	Caitlin Schultze
2012	2 (148-17-2)	Elizabeth Eisterhold
	2 (50-43-2)	Brook Lathan
2013	0 (120-6-0)	Morgan Estell
	0 (43-28-0)	Brooke Lathan
	0 (53-1-0)	Tiffany Howard
2014	0 (22-54-0)	Kasey Cooper
	0 (65-11-0)	McKenzie Kilpatrick
2015	0 (54-32-0)	Emily Carosone
2016	1 (47-52-1)	Emily Carosone
	1 (63-8-1)	Carlee Wallace
2017	3 (70-4-3)	Carlee Wallace
	3 (19-51-3)	Kasey Cooper
2018	1 (122-4-1)	Justus Perry
	1 (88-18-1)	Courtney Shea
	1 (10-43-1)	Makenna Dowell

2019	1 (57-52-1)	Casey McCrackin
2020*	0 (12-1-0)	Justus Perry
	0 (10-0-0)	Tyler King
2021	3 (153-4-3)	Justus Perry
	3 (109-19-3)	Aspyn Godwin
	3 (34-41-3)	Sydney Cox
	3 (37-32-3)	Makenna Dowell
2022	1 (79-6-1)	Aspyn Godwin
	1 (75-4-1)	Aubrie Lisenby
	1 (33-22-1)	Carlee McCondichie

DOUBLE PLAYS

YEAR	TOTAL	PLAYER
1997	4	Becky Cleary
	4	Ashley Camp
1998	8	Amy Dalsing
1999	5	Mary Petrie
	5	Amy Dalsing
2000	5	Jodie Van Ooyen
2001	6	Jennifer Hammock
2002	6	Kasey Angulo
2003	4	Kasey Angulo
2004	4	Martha Phillips
2005	8	Paige Jones
2006	2	Tatiana Fernandez
2007	2	Holly Currie
	2	Lindsey Harrelson
2008	5	Jorja Bell
2009	5	Amber Harrison
2010	5	Kelley Smiley
2011	8	Kelsey Cartwright
2012	11	Caitlin Jordan
2013	3	Morgan Estell
2014	11	Emily Carosone
2015	12	Jade Rhodes
2016	16	Jade Rhodes
2017	18	Kendall Veach
2018	9	Casey McCrackin
2019	8	Casey McCrackin
	8	Justus Perry
2020*	2	Carlee McCondichie
	2	Makenna Dowell
	2	Justus Perry
2021	5	Justus Perry
2022	6	Bri Ellis

CAUGHT STEALING BY

YEAR	TOTAL	PLAYER
1997	10	Kris Heneghan
1998	3	Ashley Camp
	3	Erika Koivula
	3	Kris Heneghan
1999	13	Michelle Martin
2000	8	Michelle Martin
2001	4	Michelle Martin
2002	5	Deni Zeigler
2003	8	Deni Zeigler
2004	7	Sara Dean
2005	11	Sara Dean
2006	12	Tatiana Fernandez
2007	8	Tatiana Fernandez
2008	6	Tatiana Fernandez
2009	7	Elizabeth Eisterhold
2010	13	Elizabeth Eisterhold

2011	6	Elizabeth Eisterhold
2012	8	Elizabeth Eisterhold
2013	4	Marcy Harper
	4	Caitlin Schultze
2014	3	Mackenzie Kilpatrick
	3	Lexi Davis
2015	4	Carlee Wallace
2016	2	Carlee Wallace
	2	Kaylee Carlson
2017	2	Kaylee Carlson
2018	4	Courtney Shea
2019	3	Kendall Veach
2020*	1	Abby Tissier
	1	Samantha Yarbrough
2021	6	Shelby Lowe
2022	4	Aspyn Godwin

^ Kaylee Carlson led the 2016 in innings pitched in conference play.
*The 2020 season was suspended due to the COVID-19 pandemic.

Current student-athletes are listed in **BOLD**.





BATTING RECORDS

AT BATS

TOT.	PLAYER	OPP.	DATE
1. 7	Ashley Moore	at Florida State	4/15/2000
7	Kim Blair	Troy	3/3/1998
7	M. Passarelli	at Florida State	4/15/2000
7	Taryn Gray	Ole Miss	3/7/2009
7	Tiffany Howard	at Mississippi State	3/18/2016

RUNS SCORED

TOT.	PLAYER	OPP.	DATE
1. 5	Kim Blair	Alabama A&M	2/14/1999
2. 4 (18x)	last, A. Rivera	UNCW	2/15/2020

HITS

TOT.	PLAYER	OPP.	DATE
1. 5	Jade Rhodes	at Arkansas	4/16/2016
2. 4 (21x)	last, Jessie Blaine	Niagara	4/15/2022
	Aubrie Lisenby	Niagara	4/15/2022

RBI

TOT.	PLAYER	OPP.	DATE
1. 10	Holly Currie	Alabama State	2/9/2005
2. 7	Mary Petrie	Florida	4/18/1999
7	Holly Currie	at Miami (Ohio)	2/10/2006
7	Kasey Cooper	Ball State	3/15/2014
7	Jade Rhodes	at Ole Miss	3/14/2015
7	Brannndi Melero	at Texas A&M	4/11/2015
7	Kasey Cooper	at Arkansas	4/17/2016
7	Tannon Snow	at Tennessee	4/6/2019

DOUBLES

TOT.	PLAYER	OPP.	DATE
1. 3	Deni Zeigler	at Wichita State	2/19/2000
3	Jodie Van Ooyen	vs. Indiana	2/25/2000
3	R. Hameed	vs. Alabama A&M	3/9/2001
3	Martha Phillips	at Mississippi State	4/15/2001
3	Ashley Griffin	vs. Mercer	2/8/2003
3	Kyndall White	Western Kentucky	2/14/2009
3	Brook Lathan	vs. UCLA	3/3/2012
3	Sydney Cox	St. John's	2/11/2022

TRIPLES

TOT.	PLAYER	OPP.	DATE
1. 2	Myesha Finney	vs. Boston College	3/5/2006
2	Tiffany Howard	Mercer	2/14/2015
2	Kendall Veach	at Georgia	4/2/2017

HOME RUNS

TOT.	PLAYER	OPP.	DATE
1. 3	Mary Petrie	Tennessee	4/21/2001
3	Jade Rhodes	at Ole Miss	3/14/2015
2. 2 (46x)	last, Bri Ellis	vs. Louisiana	5/20/2022

MOST TOTAL BASES

TOT.	PLAYER	OPP.	DATE
1. 12	Mary Petrie	Tennessee	4/21/2001
12	Holly Currie	Alabama State	2/9/2005
12	Jade Rhodes	at Ole Miss	3/14/2015
12	Tannon Snow	at Tennessee	4/6/2019
5. 11	Jade Rhodes	at Arkansas	4/16/2016
11	Morgan Estell	Troy	4/10/2013
11	Myesha Finney	vs. Boston College	3/5/2006

WALKS

TOT.	PLAYER	OPP.	DATE
1. 4	Kristina McCain	at Mercer	2/18/2006
4	Caitlin Jordan	vs. North Carolina	3/3/2012
4	Emily Carosone	at Georgia	4/20/2014
4	Kasey Cooper	Georgia	4/23/2016
4	Kasey Cooper	vs. Alabama	5/13/2016
4	Haley Fagan	at Georgia	3/31/2017
4	Kasey Cooper	at Alabama	5/7/2017

HIT BY PITCH

TOT.	PLAYER	OPP.	DATE
1. 3	Emily Carosone	Ball State	3/15/2014
3	Myesha Finney	South Carolina	3/29/2009
3	Myesha Finney	at Troy	3/7/2007
4. 2 (53x)	last, M. Packer	at Mississippi State	4/22/2022

SACRIFICE FLIES

TOT.	PLAYER	OPP.	DATE
1. 2	Courtney Shea	at Alabama State	4/26/2017
2	Morgan Estell	at Arkansas	3/12/2011

SACRIFICE HITS

TOT.	PLAYER	OPP.	DATE
1. 2 (43x)	last, L. Garcia	at LSU	5/8/2021

STOLEN BASES

TOTAL	OPPONENT	DATE	
TOT.	PLAYER	OPP.	DATE
1. 3	Amy Crotts	Ole Miss	4/18/1998
3	Mary Petrie	Alabama A&M	2/14/1999
3	S. Anderson	Illinois State	1/30/2004
3	L. Harrelson	Ole Miss	3/18/2007
3	Myesha Finney	Mercer	3/3/2009
3	Morgan Estell	at Alabama	3/23/2013
3	Alyssa Rivera	Alabama State	4/17/2019

INTENTIONAL WALKS

TOT.	PLAYER	OPP.	DATE
1. 3	Mary Petrie	Tennessee	4/22/2001
2. 2 (8x)	last, M. Estell	Georgia	4/29/2011



PITCHING RECORDS

INNINGS PITCHED

TOT.	PLAYER	OPP.	DATE
1. 13.0	Jennifer Lofton	at Florida State	4/15/2000
2. 12.0	Kaylee Carlson	Kentucky	3/24/2018
3. 11.0	Kristen Keyes	Tennessee	4/12/2003
4. 10.1	Anna Thompson	at Tennessee	4/11/2009
5. 10.0	C. Harris	Florida	4/27/2019
10.0	Holly Currie	vs. Ohio State	5/18/2006
10.0	Kaylee Carlson	at Mississippi State	3/18/2016
10.0	Kristen Keyes	Georgia Tech	4/23/2003
10.0	Nicole Groves	Florida State	2/23/1999
10.0	Nicole Groves	vs. Middle Tennessee	2/26/1999
10.0	Sam Yarbrough	at Florida	3/7/2020
10.0	Maddie Penta	South Carolina	3/21/2022

HITS ALLOWED

TOT.	PLAYER	OPP.	DATE
1. 17	J. Rasmussen	LSU	3/19/1999
2. 16	Holly Ragsdale	Georgia	4/18/2009
3. 14	Beth DiPietro	LSU	4/23/2005
14	Brenda Espinoza	Arkansas	4/5/1997
14	Jennifer Lofton	at Florida State	4/15/2000

RUNS ALLOWED

TOT.	PLAYER	OPP.	DATE
1. 12	Anna Thompson	Georgia	4/19/2009
12	J. Rasmussen	LSU	3/19/1999
3. 11	Lexi Davis	Alabama	4/18/2015
4. 10	Brittany Day	at Alabama	4/6/2007
10	Holly Ragsdale	Georgia	4/18/2009
10	Lexi Davis	at Alabama	3/24/2013

MOST EARNED RUNS ALLOWED

TOT.	PLAYER	OPP.	DATE
1. 11	Anna Thompson	Georgia	4/19/2009
11	Lexi Davis	Alabama	4/18/2015
3. 10	Brittany Day	at Alabama	4/6/2007
10	Lexi Davis	at Alabama	3/24/2013
5. 9	Jennifer Lofton	Alabama	4/1/2000

WALKS ALLOWED

TOT.	PLAYER	OPP.	DATE
1. 10	Anna Thompson	at Alabama	4/25/2009
2. 9	Holly Currie	at Evansville	2/11/2006
9	Kristen Keyes	at Florida State	2/4/2003
9	Lexi Davis	vs. Florida	5/31/2015
5. 8	Jennifer Lofton	Alabama	4/1/2000
8	Lexi Davis	at Louisiana	5/23/2015

STRIKEOUTS

TOT.	PLAYER	OPP.	DATE
1. 18	Anna Thompson	at Middle Tennessee	2/20/2009
2. 17	Maddie Penta	IUPUI	2/27/2021
17	C. Harris	Florida	4/27/2019
17	Kristen Keyes	Hofstra	5/20/2004
17	Kristen Keyes	vs. Fresno State	5/20/2004

**STRIKEOUTS LOOKING**

TOT.	PLAYER	OPP.	DATE
1. 8	J. Rasmussen	UAB	2/8/2000
2. 7	Anna Thompson	vs. Illinois State	2/26/2010
7	Kristen Keyes	vs. Hofstra	5/20/2004
4. 6 (5x)	last, A. Thompson	at South Carolina	3/27/2010

DOUBLES ALLOWED

TOT.	PLAYER	OPP.	DATE
1. 5	Holly Ragsdale	Georgia	4/18/2009
5	J. Rasmussen	LSU	3/19/1999
5	Jennifer Lofton	Mississippi State	4/30/2000
5	Kristen Keyes	Missouri	2/8/2003
5	Lexi Davis	Alabama	4/18/2015

TRIPLES ALLOWED

TOT.	PLAYER	OPP.	DATE
1. 2	D. Montalvo	vs. Central Michigan	3/1/1997
2	Erika Koivula	at Arkansas	4/4/1998
2	J. Rasmussen	LSU	3/20/1999

HOME RUNS ALLOWED

TOT.	PLAYER	OPP.	DATE
1. 4	Brittany Day	vs. Iowa	3/6/2005
4	Lauren Schmalz	Florida	4/16/2011
4	Lauren Schmalz	Florida	4/17/2011
4	Shelby Lowe	at Arkansas	3/8/2022
5. 3 (23x)	last, M. Penta	Georgia	4/29/2022

BATTERS FACED

TOT.	PLAYER	OPP.	DATE
1. 55	Jennifer Lofton	at Florida State	4/15/2000
2. 44	Anna Thompson	at Tennessee	4/11/2009
3. 43	Kristen Keyes	at Florida State	2/4/2003
4. 42	Anna Thompson	Georgia	4/19/2009
42	Kaylee Carlson	Kentucky	3/24/2018
42	Sam Yarbrough	at Florida	3/7/2020

WILD PITCHES

TOT.	PLAYER	OPP.	DATE
1. 7	Lily DuBois	vs. Middle Tennessee	3/8/2002
2. 4	Erika Koivula	at Kentucky	3/22/1998
4	Lexie Handley	Mercer	3/8/2019
4	Lily DuBois	South Carolina	4/8/2001
5. 3 (17x)	last, KK Dismukes	Texas A&M	3/13/2022

BALKS

TOT.	PLAYER	OPP.	DATE
1. 3	Angel Bunner	at Alabama	3/16/2011
2. 2	Angel Bunner	at LSU	3/14/2012
2	Angel Bunner	vs. Houston	5/18/2012
2	Kristin Keyes	at Middle Tennessee	4/22/2002
2	Marcy Harper	at Mississippi State	3/19/2016

HIT BATTERS

TOT.	PLAYER	OPP.	DATE
1. 4	Jennifer Lofton	vs. Cal State-Fullerton	2/16/2001
2. 3 (15x)	last, R. Walters	at Troy	3/11/2015

SACRIFICE FLIES ALLOWED

TOT.	PLAYER	OPP.	DATE
1. 2 (8x)	last, M. Martin	vs. Alabama	5/13/2016

SACRIFICE HITS ALLOWED

TOT.	PLAYER	OPP.	DATE
1. 5	J. Rasmussen	Ohio State	2/11/2001
5	Nicole Groves	Florida State	2/23/1999
3. 4 (5x)	last, J. Lofton	at Florida State	5/15/2000

FIELDING RECORDS**CHANCES**

TOT.	PLAYER	OPP.	DATE
1. 19	Aspyn Godwin	IUPUI	2/27/2021
19	Deni Zeigler	Tennessee	4/12/2003
19	Jade Rhodes	at Mississippi State	3/18/2016
19	Justus Perry	at LSU	3/9/2018
19	Sara Dean	vs. Hofstra	5/20/2004
19	T. Fernandez	at Ole Miss	3/19/2008

PUTOUTS

TOT.	PLAYER	OPP.	DATE
1. 19	Jade Rhodes	at Mississippi State	3/18/2016
19	Justus Perry	at LSU	3/9/2018
19	Sara Dean	vs. Hofstra	5/20/2004
4. 18	Aspyn Godwin	IUPUI	2/27/2021
18	Deni Zeigler	Tennessee	4/12/2003
18	E. Eisterhold	at Middle Tennessee	2/20/2009
18	T. Fernandez	at Ole Miss	3/16/2008

ASSISTS


TOT.	PLAYER	OPP.	DATE
1. 9	Taylon Snow	vs. Louisiana Tech	2/9/2019
2. 8	Kimball Pratt	Ohio State	2/11/2001
8	Whitney Jordan	Arizona	5/28/2016
4. 7 (15x)	last, M. Dowell	at Chattanooga	4/21/2021

ERRORS

TOT.	PLAYER	OPP.	DATE
1. 4	Nelia Peralta	South Carolina	3/19/2022
2. 3 (12x)	last, S. Cox	at Kentucky	3/27/2022

CAUGHT STEALING BY

TOT.	PLAYER	OPP.	DATE
1. 3	Deni Zeigler	vs. Missouri	2/9/2003
3	Janet Spivey	vs. Missouri	2/9/2003
3	Kris Heneghan	Arkansas	4/5/1997
3	Kris Heneghan	at Alabama A&M	3/24/1999
3	Liza Baker	at Alabama A&M	3/24/1999

Current student-athletes are listed in **BOLD**.



BATTING RECORDS

AT BATS

TOT.	PLAYER	OPP.	DATE
1. 7	Taryn Gray	Ole Miss	3/7/2009
7	Tiffany Howard	at Mississippi State	3/18/2016
3. 6 (14x)	last, C. Shea	at LSU	3/9/2018
6	Casey McCrackin	at LSU	3/9/2018
6	Justus Perry	at LSU	3/9/2018
6	Taylon Snow	at LSU	3/9/2018
6	Victoria Draper	at LSU	3/9/2018

RUNS SCORED

TOT.	PLAYER	OPP.	DATE
1. 4	Emily Carosone	Georgia	4/23/2016
4	Haley Fagan	at Missouri	3/27/2015
4	Jade Rhodes	at Arkansas	4/16/2016
4	Kristina McCain	Arkansas	3/12/2005
4	Kyndall White	Ole Miss	3/7/2009

HITS

TOT.	PLAYER	OPP.	DATE
1. 5	Jade Rhodes	at Arkansas	4/16/2016
2. 4 (14x)	last, Tannon Snow	at Tennessee	4/6/2019

RBI

TOT.	PLAYER	OPP.	DATE
1. 7	Mary Petrie	Florida	4/18/1999
7	Jade Rhodes	at Ole Miss	3/14/2015
7	Branndi Melero	at Texas A&M	4/11/2015
7	Kasey Cooper	at Arkansas	4/17/2016
7	Tannon Snow	at Tennessee	4/6/2019

DOUBLES

TOT.	PLAYER	OPP.	DATE
1. 3	Martha Phillips	at Mississippi State	4/15/2001
2. 2 (33x)	last, N. Peralta	at Mississippi State	4/24/2022

TRIPLES

TOT.	PLAYER	OPP.	DATE
1. 2	Kendall Veach	at Georgia	4/2/2017

HOME RUNS

TOT.	PLAYER	OPP.	DATE
1. 3	Mary Petrie	Tennessee	4/21/2001
3	Jade Rhodes	at Ole Miss	3/14/2015
2. 2 (19x)	last, Bri Ellis	at Kentucky	3/27/2022

MOST TOTAL BASES

TOT.	PLAYER	OPP.	DATE
1. 12	Mary Petrie	Tennessee	4/21/2001
12	Jade Rhodes	at Ole Miss	3/14/2015
12	Tannon Snow	at Tennessee	4/6/2019
4. 11	Jade Rhodes	at Arkansas	4/16/2016
5. 10	Nelia Peralta	South Carolina	3/21/2022
10	Branndi Melero	Texas A&M	4/27/2014
10	Holly Currie	Arkansas	3/12/2005

WALKS

TOT.	PLAYER	OPP.	DATE
1. 4	Emily Carosone	at Georgia	4/20/2014
4	Haley Fagan	at Georgia	3/31/2017
4	Kasey Cooper	Georgia	4/23/2016
4	Kasey Cooper	at Alabama	5/7/2017
5. 3 (17x)	last, J. Blaine	Georgia	4/30/2022

HIT BY PITCH

TOT.	PLAYER	OPP.	DATE
1. 3	Myesha Finney	South Carolina	3/29/2009
2. 2 (29x)	last, M. Packer	at Mississippi State	4/22/2022

STRUCK OUT

TOT.	PLAYER	OPP.	DATE
1. 4 (7x)	last, Alyssa Rivera	at Alabama	5/7/2017
	K. Veach	at Alabama	5/7/2017

SACRIFICE FLIES

TOT.	PLAYER	OPP.	DATE
1. 2	Morgan Estell	at Arkansas	3/12/2011

SACRIFICE HITS

TOT.	PLAYER	OPP.	DATE
1. 2 (25x)	last, L. Garcia	at LSU	5/8/2021

STOLEN BASES

TOTAL	OPPONENT	DATE	
TOT.	PLAYER	OPP.	DATE
1. 3	Amy Cratts	Ole Miss	4/18/1998
3	L. Harrelson	Ole Miss	3/18/2007
3	Morgan Estell	at Alabama	3/23/2013
4. 2 (26x)	last, L. Garcia	at Mississippi State	4/24/2022

CAUGHT STEALING

TOT.	PLAYER	OPP.	DATE
1. 2	Michelle Martin	at Mississippi State	5/7/1999

STEAL ATTEMPTS

TOT.	PLAYER	OPP.	DATE
1. 4	L. Harrelson	Ole Miss	3/18/2007
2. 3	Lindsey Garcia	at Mississippi State	4/24/2022
3	Makayla Packer	South Carolina	3/21/2022
3	Amy Cratts	Ole Miss	4/18/1998
3	Morgan Estell	at Alabama	3/23/2013

INTENTIONAL WALKS

TOT.	PLAYER	OPP.	DATE
1. 3	Mary Petrie	Tennessee	4/22/2001
2. 2 (7x)	last, M. Estell	Georgia	4/29/2011



PITCHING RECORDS

INNINGS PITCHED

TOT.	PLAYER	OPP.	DATE
1. 12.0	Kaylee Carlson	Kentucky	3/24/2018
2. 11.0	Kristen Keyes	Tennessee	4/12/2003
3. 10.1	Anna Thompson	at Tennessee	4/11/2009
4. 10.0	C. Harris	Florida	4/27/2019
10.0	Kaylee Carlson	at Mississippi State	3/18/2016
10.0	Sam Yarbrough	at Florida	3/7/2020
10.0	Maddie Penta	South Carolina	3/21/2022

HITS ALLOWED

TOT.	PLAYER	OPP.	DATE
1. 17	J. Rasmussen	LSU	3/19/1999
2. 16	Holly Ragsdale	Georgia	4/18/2009
3. 14	Beth DiPietro	LSU	4/23/2005
14	Brenda Espinoza	Arkansas	4/5/1997
5. 13	Angel Bunner	Florida	4/16/2011
13	J. Rasmussen	Alabama	3/31/2000

RUNS ALLOWED

TOT.	PLAYER	OPP.	DATE
1. 12	Anna Thompson	Georgia	4/19/2009
12	J. Rasmussen	LSU	3/19/1999
3. 11	Lexi Davis	Alabama	4/18/2015
4. 10	Brittany Day	at Alabama	4/6/2007
10	Holly Ragsdale	Georgia	4/18/2009
10	Lexi Davis	at Alabama	3/24/2013

MOST EARNED RUNS ALLOWED

TOT.	PLAYER	OPP.	DATE
1. 11	Anna Thompson	Georgia	4/19/2009
11	Lexi Davis	Alabama	4/18/2015
3. 10	Brittany Day	at Alabama	4/6/2007
10	Lexi Davis	at Alabama	3/24/2013
5. 9	Jennifer Lofton	Alabama	4/1/2000

WALKS ALLOWED

TOT.	PLAYER	OPP.	DATE
1. 10	Anna Thompson	at Alabama	4/25/2009
2. 8	Jennifer Lofton	Alabama	4/1/2000
3. 7	Anna Thompson	Ole Miss	3/17/2007
7	Holly Currie	South Carolina	3/26/2005
7	Marcy Harper	at Georgia	4/16/2014

STRIKEOUTS

TOT.	PLAYER	OPP.	DATE
1. 17	C. Harris	Florida	4/27/2019
2. 16	Kristen Keyes	Tennessee	4/12/2003
3. 14	Anna Thompson	LSU	3/31/2007
14	Kristen Keyes	at Arkansas	3/14/2004
5. 13	Anna Thompson	at Arkansas	4/4/2009
13	Anna Thompson	at Kentucky	3/10/2007
13	Kristen Keyes	at South Carolina	3/28/2004
13	Lauren Schmalz	at Arkansas	3/12/2011

**STRIKEOUTS LOOKING**

TOT.	PLAYER	OPP.	DATE
1. 6	Anna Thompson	at South Carolina	3/27/2010
6	Kristen Keyes	Tennessee	4/12/2003
3. 5	Anna Thompson	South Carolina	4/28/2007
5	Anna Thompson	at Mississippi State	3/24/2007
5	D. Montalvo	Florida	4/13/1997
5	Kristen Keyes	Alabama	4/20/2004
5	Kristen Keyes	at Arkansas	3/14/2004

DOUBLES ALLOWED

TOT.	PLAYER	OPP.	DATE
1. 5	Holly Ragsdale	Georgia	4/18/2009
5	J. Rasmussen	LSU	3/19/1999
5	Jennifer Lofton	Mississippi State	4/30/2000
5	Lexi Davis	Alabama	4/18/2015
5. 4 (6x)	last, M. Harper	at Tennessee	4/13/2013

TRIPLES ALLOWED

TOT.	PLAYER	OPP.	DATE
1. 2	Erika Koivula	at Arkansas	4/4/1998
2	J. Rasmussen	LSU	3/20/1999

HOME RUNS ALLOWED

TOT.	PLAYER	OPP.	DATE
1. 4	Lauren Schmalz	Florida	4/16/2011
4	Lauren Schmalz	Florida	4/17/2011
4	Shelby Lowe	at Arkansas	4/8/2022
4. 3 (19x)	last, M. Penta	Georgia	4/29/2022

BATTERS FACED

TOT.	PLAYER	OPP.	DATE
1. 44	Anna Thompson	at Tennessee	4/11/2009
2. 42	Anna Thompson	Georgia	4/19/2009
42	Kaylee Carlson	Kentucky	3/24/2018
42	Sam Yarbrough	at Florida	3/7/2020
2. 40	Anna Thompson	at LSU	3/21/2008
40	C. Harris	Florida	4/27/2019
40	D. Montalvo	at Georgia	5/1/1999

WILD PITCHES

TOT.	PLAYER	OPP.	DATE
1. 4	Erika Koivula	at Kentucky	3/22/1998
4	Lily DuBois	South Carolina	4/8/2001
3. 3 (10x)	last, KK Dismukes	Texas A&M	3/13/2022

BALKS

TOT.	PLAYER	OPP.	DATE
1. 3	Angel Bunner	at Alabama	3/16/2011
2. 2	Angel Bunner	at LSU	3/14/2012
2	Marcy Harper	at Mississippi State	3/19/2016

HIT BATTERS

TOT.	PLAYER	OPP.	DATE
1. 3 (12x)	last, L. Davis	at Kentucky	3/28/2014

SACRIFICE FLIES ALLOWED

TOT.	PLAYER	OPP.	DATE
1. 2	Angel Bunner	Florida	4/16/2011
2	Beth DiPietro	at Mississippi State	4/2/2005
2	Jenee Loree	Tennessee	4/8/2010
2	Jenee Loree	at LSU	3/20/2010
2	Kristin Keyes	Alabama	5/4/2002

SACRIFICE HITS ALLOWED

TOT.	PLAYER	OPP.	DATE
1. 3 (13x)	last, J. Loree	at Kentucky	3/16/2009

FIELDING RECORDS**CHANCES**

TOT.	PLAYER	OPP.	DATE
1. 19	Deni Zeigler	Tennessee	4/12/2003
19	Jade Rhodes	at Mississippi State	3/18/2016
19	Justus Perry	at LSU	3/9/2018
19	T. Fernandez	at Ole Miss	3/19/2008
5. 17	Kendall Veach	Florida	4/27/2019
17	Mary Petrie	Arkansas	3/24/2001

PUTOUTS

TOT.	PLAYER	OPP.	DATE
1. 19	Jade Rhodes	at Mississippi State	3/18/2016
19	Justus Perry	at LSU	3/9/2018
3. 18	Deni Zeigler	Tennessee	4/12/2003
18	T. Fernandez	at Ole Miss	3/16/2008
5. 16	Jade Rhodes	at Kentucky	4/3/2016
16	Justus Perry	at Ole Miss	3/30/2018
16	Kendall Veach	at Alabama	5/5/2017

ASSISTS

TOT.	PLAYER	OPP.	DATE
1. 7	Casey McCrackin	at LSU	3/9/2018
7	Casey McCrackin	at Ole Miss	3/30/2018
7	Haley Fagan	at Ole Miss	3/16/2015
7	Haley Fagan	at LSU	5/1/2015
7	Jodie Van Ooyen	Mississippi State	4/30/2000
7	Kyndall White	LSU	5/2/2009
7	Kyndall White	at Kentucky	5/8/2011
7	Lauren Guzman	Mississippi State	4/21/2010
7	Whitney Jordan	at Mississippi State	3/18/2016

ERRORS

TOT.	PLAYER	OPP.	DATE
1. 4	Nelia Peralta	South Carolina	3/19/2022
2. 3 (10x)	last, S. Cox	at Kentucky	3/27/2022

CAUGHT STEALING BY

TOT.	PLAYER	OPP.	DATE
1. 3	Kris Heneghan	Arkansas	4/5/1997
2. 2 (19x)	last, A. Godwin	Tennessee	5/2/2021
	Shelby Lowe	Tennessee	5/2/2021

Current student-athletes are listed in **BOLD**.





FRESHMAN RECORDS

AT BATS

	TOTAL	NAME	GP	H	AVG	YEAR
1.	183	Tatiana Fernandez	58	57	.311	2006
2.	181	Shannon Anderson	65	57	.315	2002
3.	177	Kasey Cooper	62	74	.418	2014
4.	175	Sara Dean	64	52	.297	2002
	175	Ashley Griffin	55	51	.291	2003

RUNS SCORED

	TOTAL	NAME	GP	H	AB	YEAR
1.	70	Kasey Cooper	62	74	177	2014
2.	45	Shannon Anderson	65	57	181	2002
3.	38	Morgan Estell	55	62	165	2011
4.	36	Emily Carosone	53	61	157	2013
5.	33	Tiffany Howard	51	40	129	2013

HITS

	TOTAL	NAME	GP	AB	AVG	YEAR
1.	74	Kasey Cooper	62	177	.418	2014
2.	62	Morgan Estell	55	165	.376	2011
4.	61	Emily Carosone	53	157	.389	2013
5.	57	Shannon Anderson	65	181	.315	2002
	57	Tatiana Fernandez	58	183	.311	2006

BATTING AVERAGE (MIN. 75 AB)

	TOTAL	NAME	GP	H	AB	YEAR
1.	.418	Kasey Cooper	62	74	177	2014
2.	.389	Emily Carosone	53	61	157	2013
3.	.376	Morgan Estell	55	62	165	2011
4.	.371	Alyssa Rivera	51	46	124	2017
5.	.346	Mary Petrie	52	56	162	1997

DOUBLES

	TOTAL	NAME	GP	H	AB	YEAR
1.	18	Morgan Estell	55	62	165	2011
2.	17	Ashley Griffin	55	51	175	2003
3.	15	Nelia Peralta	53	45	144	2022
4.	14	Emily Carosone	53	61	157	2013
5.	12	Jodie Van Oayen	65	45	172	2000
	12	Deni Zeigler	62	34	170	2000
	12	Tatiana Fernandez	58	57	183	2006

TRIPLES

	TOTAL	NAME	GP	H	AB	YEAR
1.	5	Lindsay Burke	59	32	149	1997
2.	3	Myesha Finney	45	23	92	2006
	3	Taylor Snow	47	49	151	2018
4.	2	Kyndall White	60	36	161	2008
	2	Brannndi Melero	56	40	146	2012
	2	Jessie Blaine	54	39	137	2022

HOME RUNS

	TOTAL	NAME	GP	H	AB	YEAR
1.	20	Bri Ellis	56	45	149	2022
2.	18	Kasey Cooper	62	74	177	2014
3.	10	Nelia Peralta	53	45	144	2022
4.	9	Jessie Blaine	54	39	137	2022
5.	8	Tatiana Fernandez	58	57	183	2006
	8	Carlee Wallace	59	39	139	2015

SLUGGING PERCENTAGE (MIN. 75 AB)

	TOTAL	NAME	GP	TB	AB	YEAR
1.	.780	Kasey Cooper	62	138	177	2014
2.	.772	Bri Ellis	56	115	149	2022
3.	.639	Nelia Peralta	53	92	144	2022
4.	.594	Morgan Estell	55	98	165	2010
5.	.567	Emily Carosone	53	89	157	2013

STOLEN BASES

	TOTAL	NAME	GP	ATT	PCT	YEAR
1.	21	Shannon Anderson	65	23	.913	2002
2.	16	Makayla Packer	45	16	1.000	2021
3.	13	Emily Carosone	53	15	.867	2013
4.	12	Lauren Walton	59	15	.800	2004
5.	11	Tiffany Howard	51	11	1.000	2013

TOTAL BASES

	TOTAL	NAME	GP	H	AB	YEAR
1.	138	Kasey Cooper	62	74	177	2014
2.	115	Bri Ellis	56	45	149	2022
3.	98	Morgan Estell	55	62	165	2011
4.	95	Tatiana Fernandez	58	57	183	2006
5.	92	Nelia Peralta	53	45	144	2022

RBI

	TOTAL	NAME	GP	H	AB	YEAR
1.	77	Kasey Cooper	62	74	177	2014
2.	49	Bri Ellis	56	45	149	2022
3.	41	Tatiana Fernandez	58	57	183	2006
4.	42	Nelia Peralta	53	45	144	2022
5.	37	Jessie Blaine	54	39	137	2022

WALKS

	TOTAL	NAME	GP	OB%	YEAR
1.	43	Kasey Cooper	62	.527	2014
2.	31	Carlee Wallace	59	.417	2015
3.	26	Morgan Estell	55	.478	2011
4.	25	Jessie Blaine	54	.393	2022
5.	24	Kristina McCain	59	.365	2004
	24	Elizabeth Eisterhold	59	.323	2009

EARNED RUN AVERAGE (MIN. 40 IP)

	TOTAL	NAME	APP	ER	IP	YEAR
1.	1.20	Beth DiPietro	20	12	70.0	2004
2.	1.48	Shelby Lowe	30	35	165.2	2021
3.	1.55	Mary Petrie	27	17	76.2	1998
4.	1.57	Makayla Martin	32	26	116.0	2016
5.	1.72	Anna Thompson	40	46	187.0	2007

INNINGS PITCHED

	TOTAL	NAME	APP	ER	ERA	YEAR
1.	187.0	Anna Thompson	40	46	1.72	2007
2.	174.0	Jenee Loree	38	62	174.0	2009
3.	165.2	Shelby Lowe	30	35	165.2	2021
4.	161.0	Marcy Harper	34	68	2.96	2013
5.	133.0	Janet Spivey	30	61	3.21	2003

STRIKEOUTS

	TOTAL	NAME	APP	IP	YEAR
1.	291	Anna Thompson	40	187.0	2007
2.	179	Shelby Lowe	30	165.2	2021
3.	170	Jenee Loree	38	174.0	2009
4.	123	Marcy Harper	34	161.0	2013
5.	105	Maddie Penta	21	88.0	2021



SOPHOMORE RECORDS

AT BATS

	TOTAL	NAME	GP	H	AVG	YEAR
1.	236	Kim Blair	69	81	.343	1997
2.	214	Ashley Moore	65	66	.308	2000
3.	200	Kyndall White	59	55	.275	2009
4.	199	Haley Fagan	67	69	.347	2015
5.	193	Holly Currie	67	76	.394	2005

RUNS SCORED

	TOTAL	NAME	GP	H	AB	YEAR
1.	70	Emily Carosone	61	62	158	2014
2.	60	Morgan Estell	53	54	157	2013
3.	58	Haley Fagan	67	69	199	2015
4.	56	Kasey Cooper	64	75	192	2015
5.	55	Kristina McCain	60	63	180	2005

HITS

	TOTAL	NAME	GP	AB	AVG	YEAR
1.	81	Kim Blair	69	236	.343	1997
2.	76	Holly Currie	67	193	.394	2005
3.	75	Kasey Cooper	64	192	.391	2015
4.	69	Haley Fagan	67	199	.347	2015
5.	66	Ashley Moore	65	214	.308	2000

BATTING AVERAGE (MIN. 75 AB)

	TOTAL	NAME	GP	H	AB	YEAR
1.	.394	Holly Currie	67	76	193	2005
2.	.392	Emily Carosone	61	62	158	2014
3.	.391	Kasey Cooper	64	75	192	2015
4.	.366	Brannndi Melero	51	56	153	2013
5.	.350	Kristina McCain	60	63	180	2005

DOUBLES

	TOTAL	NAME	GP	H	AB	YEAR
1.	20	Holly Currie	67	76	193	2005
2.	17	Ashley Moore	65	66	214	2000
3.	15	Sara Ghezzi	68	60	185	2005
4.	14	Kasey Cooper	64	75	192	2015
5.	13	Madi Gipson	68	42	176	2016

TRIPLES

	TOTAL	NAME	GP	H	AB	YEAR
1.	4	Kendall Veach	61	42	177	2017
2.	3	Lauren Walton	68	31	139	2005
	3	Morgan Estell	53	54	157	2013
	3	Carlee Wallace	66	50	174	2016
	3	Whitney Jordan	69	41	180	2016
	3	Makayla Packer	50	44	136	2022

HOME RUNS

	TOTAL	NAME	GP	H	AB	YEAR
1.	18	Kasey Cooper	64	75	192	2015
2.	17	Holly Currie	67	76	193	2005
4.	13	Haley Fagan	67	69	199	2015
3.	12	Mary Petrie	58	50	163	1999
	12	Kendall Veach	61	42	177	2017

SLUGGING PERCENTAGE (MIN. 75 AB)

	TOTAL	NAME	GP	TB	AB	YEAR
1.	.772	Holly Currie	67	149	193	2005
2.	.745	Kasey Cooper	64	143	192	2015
3.	.654	Brannndi Melero	51	100	153	2013
4.	.646	Emily Carosone	61	102	158	2014
5.	.610	Makayla Packer	50	83	136	2022

STOLEN BASES

	TOTAL	NAME	GP	ATT	PCT	YEAR
1.	21	Makayla Packer	50	25	.840	2022
2.	19	Shannon Anderson	57	21	.905	2003
3.	16	Kristina McCain	60	21	.762	2005
4.	14	Kim Blair	69	19	.737	1997
5.	12	Chris Steiner	65	15	.800	1997
	12	Marcella Passarelli	54	13	.923	1999
	12	Ashley Griffin	60	12	1.000	2004

TOTAL BASES

	TOTAL	NAME	GP	H	AB	YEAR
1.	149	Holly Currie	67	76	193	2005
2.	143	Kasey Cooper	64	75	192	2015
3.	119	Haley Fagan	67	69	199	2015
4.	102	Emily Carosone	61	62	158	2014
5.	100	Ashley Moore	65	66	214	2000
	100	Brannndi Melero	51	56	153	2013

RBI

	TOTAL	NAME	GP	H	AB	YEAR
1.	65	Holly Currie	67	76	193	2005
2.	64	Kasey Cooper	64	75	192	2015
3.	56	Haley Fagan	67	69	199	2015
4.	46	Brannndi Melero	51	56	153	2013
5.	45	Jade Rhodes	56	34	156	2014

WALKS

	TOTAL	NAME	GP	OB%	YEAR
1.	49	Kasey Cooper	64	.524	2015
2.	46	Carlee Wallace	66	.436	2016
3.	35	Morgan Estell	53	.482	2013
4.	33	Kristina McCain	60	.461	2005
5.	31	Emily Carosone	61	.560	2014

EARNED RUN AVERAGE (MIN. 40 IP)

	TOTAL	NAME	APP	ER	IP	YEAR
1.	1.15	Samantha Yarbrough	13	8	48.2	2020
2.	1.48	KK Dismukes	24	13	60.2	2021
3.	1.76	Maddie Penta	49	37	195.0	2022
4.	1.78	Kristin Keyes	50	56	220.2	2002
5.	1.93	Anna Thompson	32	44	159.1	2008

INNINGS PITCHED

	TOTAL	NAME	APP	ER	ERA	YEAR
1.	225.1	Lexi Davis	45	93	2.89	2014
2.	220.2	Kristin Keyes	50	56	1.78	2002
3.	208.1	Holly Currie	46	58	1.95	2005
4.	200.2	Beth DiPietro	44	66	2.30	2005
5.	195.0	Maddie Penta	42	49	1.76	2022

STRIKEOUTS

	TOTAL	NAME	APP	IP	YEAR
1.	269	Maddie Penta	42	195.0	2022
2.	250	Holly Currie	46	208.1	2005
3.	236	Anna Thompson	32	159.1	2008
4.	211	Kristin Keyes	50	220.2	2002
5.	167	Beth DiPietro	44	200.2	2005



JUNIOR RECORDS

AT BATS

	TOTAL	NAME	GP	H	AVG	YEAR
1.	213	Ashley Griffin	68	59	.277	2005
2.	209	Ashley Moore	63	80	.383	2001
3.	208	Michelle Martin	65	60	.288	2000
4.	207	Tiffany Howard	67	86	.415	2015
5.	202	Ashley Camp	69	60	.297	1997

RUNS SCORED

	TOTAL	NAME	GP	H	AB	YEAR
1.	88	Emily Carosone	67	85	194	2015
2.	72	Tiffany Howard	67	86	207	2015
3.	69	Kasey Cooper	70	79	187	2016
4.	64	Morgan Estell	62	64	177	2014
5.	56	Ashley Griffin	68	59	213	2005

HITS

	TOTAL	NAME	GP	AB	AVG	YEAR
1.	86	Tiffany Howard	67	207	.415	2015
2.	85	Emily Carosone	67	194	.438	2015
3.	80	Ashley Moore	63	209	.383	2001
4.	79	Kasey Cooper	70	187	.422	2016
5.	70	Jen Kraemer	63	198	.354	2000

BATTING AVERAGE (MIN. 75 AB)

	TOTAL	NAME	GP	H	AB	YEAR
1.	.454	Mary Petrie	46	54	119	2000
2.	.438	Emily Carosone	67	85	194	2015
3.	.422	Kasey Cooper	70	79	187	2016
4.	.415	Tiffany Howard	67	86	207	2015
5.	.404	Brannndi Melero	62	69	171	2014

DOUBLES

	TOTAL	NAME	GP	H	AB	YEAR
1.	22	Ashley Moore	63	80	209	2001
2.	21	Ashley Camp	69	60	202	1997
3.	20	Carlee Wallace	61	59	177	2017
4.	19	Morgan Estell	62	64	177	2014
	19	Kasey Cooper	70	79	187	2016

TRIPLES

	TOTAL	NAME	GP	H	AB	YEAR
1.	6	Tiffany Howard	67	86	207	2015
2.	3	Ashley Camp	69	60	202	1997
	3	Amy Shaw	68	33	138	2005
	3	Lauren Guzman	59	60	188	2011
	3	Carlee Wallace	61	59	177	2017
	3	Aspyn Godwin	47	23	106	2021
	3	Lindsey Garcia	56	45	158	2022

HOME RUNS

	TOTAL	NAME	GP	H	AB	YEAR
1.	21	Kasey Cooper	70	79	187	2016
2.	19	Jade Rhodes	67	52	183	2015
3.	18	Emily Carosone	67	85	194	2015
4.	15	Brannndi Melero	62	69	171	2014
	15	Tannon Snow	60	55	172	2019

SLUGGING PERCENTAGE (MIN. 75 AB)

	TOTAL	NAME	GP	H	AB	YEAR
1.	.872	Kasey Cooper	70	79	187	2016
2.	.809	Emily Carosone	67	85	194	2015
3.	.782	Mary Petrie	46	54	119	2000
4.	.758	Kyndall White	43	47	132	2010
5.	.737	Brannndi Melero	62	69	171	2014

STOLEN BASES

	TOTAL	NAME	GP	ATT	PCT	YEAR
1.	33	Shannon Anderson	56	39	.846	2004
2.	19	Kim Blair	56	23	.826	1998
3.	18	Alyssa Rivera	60	21	.857	2019
4.	15	Ashley Griffin	68	17	.882	2005
5.	13	Marcella Passarelli	65	16	.813	2000
	13	Sara Dean	60	15	.867	2004

TOTAL BASES

	TOTAL	NAME	GP	H	AB	YEAR
1.	163	Kasey Cooper	70	79	187	2016
2.	157	Emily Carosone	67	85	194	2015
3.	137	Ashley Moore	63	80	209	2001
4.	126	Brannndi Melero	62	69	171	2014
5.	119	Jade Rhodes	67	52	183	2015

RBI

	TOTAL	NAME	GP	H	AB	YEAR
1.	83	Kasey Cooper	70	79	187	2016
2.	80	Emily Carosone	67	85	194	2015
3.	78	Brannndi Melero	62	69	171	2014
4.	58	Jade Rhodes	67	52	183	2015
5.	52	Carlee Wallace	61	59	177	2017

WALKS

	TOTAL	NAME	GP	OB%	YEAR
1.	71	Kasey Cooper	70	.581	2016
2.	45	Morgan Estell	62	.496	2014
3.	43	Tiffany Howard	67	.525	2015
4.	42	Carlee Wallace	61	.599	2017
5.	39	Emily Carosone	67	.552	2015

EARNED RUN AVERAGE (MIN. 40 IP)

	TOTAL	NAME	APP	ER	IP	YEAR
1.	1.36	Kaylee Carlson	41	40	206.1	2017
	1.36	Makayla Martin	31	26	134.0	2018
3.	1.53	Angel Bunner	33	34	156.0	2011
4.	1.62	Jennifer Lofton	20	24	104.0	2001
5.	1.79	Holly Currie	42	56	219.0	2006

INNINGS PITCHED

	TOTAL	NAME	APP	ER	ERA	YEAR
1.	219.0	Holly Currie	42	56	1.79	2006
2.	206.1	Kaylee Carlson	41	40	1.36	2017
3.	199.1	Anna Thompson	39	65	2.28	2009
4.	176.0	Brenda Espinoza	35	76	3.02	1997
5.	173.0	Kristen Keyes	32	68	2.75	2003

STRIKEOUTS

	TOTAL	NAME	APP	IP	YEAR
1.	286	Holly Currie	42	219.0	2006
2.	269	Anna Thompson	38	199.1	2009
3.	196	Kristen Keyes	32	173.0	2003
4.	147	Lauren Schmalz	28	128.2	2011
5.	129	Beth DiPietro	36	147.1	2006



SENIOR RECORDS

AT BATS

	TOTAL	NAME	GP	H	AVG	YEAR
1.	246	Tiffany Howard	69	96	.390	2016
2.	201	Branni Melero	67	63	.313	2015
3.	197	Sara Dean	68	71	.360	2005
4.	196	Jen Kraemer	61	71	.362	2001
5.	195	Jade Rhodes	69	66	.338	2016

RUNS SCORED

	TOTAL	NAME	GP	H	AB	YEAR
1.	78	Tiffany Howard	69	96	246	2016
2.	73	Emily Carosone	70	77	193	2016
3.	63	Michelle Martin	60	63	188	2001
4.	54	Jade Rhodes	69	66	195	2016
5.	52	Morgan Estell	65	62	169	2015

HITS

	TOTAL	NAME	GP	AB	AVG	YEAR
1.	96	Tiffany Howard	69	246	.390	2016
2.	77	Emily Carosone	70	193	.399	2016
3.	71	Jen Kraemer	61	196	.362	2001
		Sara Dean	68	197	.360	2005
5.	69	Mary Petrie	62	181	381	2001

BATTING AVERAGE (MIN. 75 AB)

	TOTAL	NAME	GP	H	AB	YEAR
1.	.399	Emily Carosone	70	77	193	2016
2.	.390	Tiffany Howard	69	96	246	2016
3.	.381	Mary Petrie	62	69	181	2001
4.	.376	Paige Jones	65	67	178	2005
5.	.373	Victoria Draper	58	60	161	2018

DOUBLES

	TOTAL	NAME	GP	H	AB	YEAR
1.	16	Casey McCrackin	60	65	190	2019
2.	14	Mary Petrie	62	69	181	2001
3.	13	Jen Kraemer	61	71	196	2001
		Emily Carosone	70	77	193	2016
5.	12	Martha Phillips	59	38	165	2004
		Kyndall White	59	48	184	2011

TRIPLES

	TOTAL	NAME	GP	H	AB	YEAR
1.	4	Sara Dean	68	71	197	2005
		Tiffany Howard	69	96	246	2016
3.	3	Lolani Alvarez	66	44	167	2005
		Brittany Scott	55	52	184	2008
		Lauren Guzman	56	61	183	2012
		Kasey Cooper	61	52	167	2017

HOME RUNS

	TOTAL	NAME	GP	H	AB	YEAR
1.	20	Jade Rhodes	69	66	195	2016
		Kendall Veach	60	48	166	2019
3.	17	Ashley Moore	63	60	175	2002
4.	13	Mary Petrie	62	69	181	2001
		Paige Jones	65	67	178	2005
		Emily Carosone	70	77	193	2016

SLUGGING PERCENTAGE (MIN. 75 AB)

	TOTAL	NAME	GP	TB	AB	YEAR
1.	.703	Jade Rhodes	69	137	195	2016
2.	.699	Kendall Veach	60	116	166	2019
3.	.697	Ashley Moore	63	122	175	2002
4.	.685	Mary Petrie	62	124	181	2001
5.	.668	Emily Carosone	70	129	193	2016

STOLEN BASES

	TOTAL	NAME	GP	ATT	PCT	YEAR
1.	38	Victoria Draper	58	44	.864	2017
2.	15	Chris Steiner	60	17	.882	1999
3.	14	Kasey McCrackin	60	14	1.000	2019
4.	13	Caitlin Stangl	56	15	.867	2011
5.	11	Tiffany Howard	69	11	1.000	2016

TOTAL BASES

	TOTAL	NAME	GP	H	AB	YEAR
1.	137	Jade Rhodes	69	66	137	2016
2.	129	Emily Carosone	70	77	193	2016
3.	124	Mary Petrie	62	69	108	2001
4.	122	Ashley Moore	63	60	175	2002
5.	116	Tiffany Howard	69	96	246	2016
		Kendall Veach	60	48	166	2019

RBI

	TOTAL	NAME	GP	H	AB	YEAR
1.	74	Jade Rhodes	69	66	195	2016
2.	67	Emily Carosone	70	77	193	2016
3.	64	Branni Melero	67	63	201	2015
4.	48	Kendall Veach	60	48	166	2019
5.	46	Paige Jones	65	67	178	2005
		Kasey Cooper	61	52	167	2017

WALKS

	TOTAL	NAME	GP	OB%	YEAR
1.	49	Kasey Cooper	61	.480	2017
2.	41	Morgan Estell	65	.495	2015
		Emily Carosone	70	.544	2016
4.	39	Ashley Moore	63	.697	2002
5.	38	Branni Melero	67	.438	2015

EARNED RUN AVERAGE (MIN. 40 IP)

	TOTAL	NAME	APP	ER	IP	YEAR
1.	1.06	Kristen Keyes	43	37	243.1	2004
2.	1.31	Makayla Martin	15	15	80.0	2019
3.	1.37	Kaylee Carlson	35	36	183.2	2018
4.	1.66	Rachael Walters	33	20	84.1	2016
5.	1.71	Mary Petrie	17	11	45.0	2001

INNINGS PITCHED

	TOTAL	NAME	APP	ER	ERA	YEAR
1.	243.1	Kristen Keyes	43	37	1.06	2004
2.	183.2	Kaylee Carlson	35	36	1.37	2018
3.	143.0	Jennifer Lofton	32	57	2.79	2002
4.	133.2	Denisse Montalvo	32	63	3.30	1999
5.	131.1	Jenee Loree	29	37	1.97	2012

STRIKEOUTS

	TOTAL	NAME	APP	IP	YEAR
1.	320	Kristen Keyes	43	243.1	2004
2.	155	Holly Currie	34	124.2	2007
3.	133	Jenee Loree	29	131.1	2012
4.	126	Denisse Montalvo	32	133.2	1999
5.	125	Jennifer Lofton	42	143.0	2002



FRESHMAN SEC RECORDS

AT BATS

	TOTAL	NAME	GP	H	AVG	YEAR
1.	96	Tatiana Fernandez	30	28	.292	2006
2.	94	Ashley Griffin	29	29	.309	2003
3.	90	Ashley Moore	29	28	.311	1999
	90	Morgan Estell	28	35	.389	2011
5.	88	Sara Dean	30	24	.273	2002

RUNS SCORED

	TOTAL	NAME	GP	H	AB	YEAR
1.	22	Kasey Cooper	24	26	72	2014
2.	19	Shannon Anderson	30	23	70	2002
3.	18	Kristina McCain	28	21	74	2004
4.	16	Mary Petrie	26	29	81	1998
	16	Sarah Orozco	28	16	75	1999
	16	Ashley Griffin	29	29	94	2003

HITS

	TOTAL	NAME	GP	AB	AVG	YEAR
1.	35	Morgan Estell	28	90	.389	2011
2.	29	Mary Petrie	26	81	.358	1998
	29	Ashley Griffin	29	94	.309	2003
4.	28	Ashley Moore	29	90	.311	1999
	28	Tatiana Fernandez	30	96	.292	2006

BATTING AVERAGE (MIN. 50 AB)

	TOTAL	NAME	GP	H	AB	YEAR
1.	.389	Morgan Estell	28	35	90	2011
2.	.386	Emily Carosone	24	27	70	2013
3.	.361	Kasey Cooper	24	26	72	2014
4.	.358	Mary Petrie	26	29	81	1998
5.	.345	Alyssa Rivera	19	20	58	2017

DOUBLES

	TOTAL	NAME	GP	H	AB	YEAR
1.	10	Nelia Peralta	24	19	71	2022
2.	9	Morgan Estell	28	35	90	2011
6.	8	Ashley Griffin	29	29	94	2003
4.	7	Sara Dean	30	24	88	2002
5.	6	Mary Petrie	26	29	81	1998
	6	Tatiana Fernandez	30	28	96	2006

TRIPLES

	TOTAL	NAME	GP	H	AB	YEAR
1.	1	Jodie Van Oayen	29	18	81	2000
	1	Sara Dean	30	24	88	2002
	1	Ashley Griffin	29	29	94	2003
	1	Myesha Finney	25	13	56	2006
	1	Krista Clyde	21	4	43	2008
	1	Brandi Melero	28	19	73	2012
	1	Tiffany Howard	24	22	71	2013

HOME RUNS

	TOTAL	NAME	GP	H	AB	YEAR
1.	8	Bri Ellis	24	19	66	2022
2.	6	Mary Petrie	26	29	81	1998
	6	Kasey Cooper	24	26	72	2014
	6	Jessie Blaine	24	17	65	2022
5.	5	Nelia Peralta	24	19	71	2022

SLUGGING PERCENTAGE (MIN. 50 AB)

	TOTAL	NAME	GP	TB	AB	YEAR
1.	.697	Bri Ellis	24	46	66	2022
2.	.654	Mary Petrie	26	53	81	1998
3.	.653	Kasey Cooper	24	47	72	2014
4.	.622	Morgan Estell	28	56	90	2011
5.	.620	Nelia Peralta	24	44	71	2022

STOLEN BASES

	TOTAL	NAME	GP	ATT	PCT	YEAR
1.	11	Shannon Anderson	30	12	.917	2002
2.	7	Amber Harrison	26	8	.875	2009
3.	6	Lauren Walton	29	7	.857	2004
4.	5	Makayla Packer	20	5	1.000	2021
	5	Sarah Orozco	28	6	.833	1999
	5	Kristina McCain	28	5	1.000	2004

TOTAL BASES

	TOTAL	NAME	GP	H	AB	YEAR
1.	56	Morgan Estell	28	35	90	2011
2.	53	Mary Petrie	26	29	81	1998
3.	47	Kasey Cooper	24	26	72	2014
4.	46	Tatiana Fernandez	30	28	96	2006
	46	Bri Ellis	24	19	66	2022

RBI

	TOTAL	NAME	GP	H	AB	YEAR
1.	24	Mary Petrie	26	29	81	1998
2.	21	Sara Dean	30	24	88	2002
	21	Kasey Cooper	24	26	72	2014
4.	19	Jessie Blaine	24	17	65	2022
5.	18	Morgan Estell	28	35	90	2011

WALKS

	TOTAL	NAME	GP	OB%	YEAR
1.	17	Kasey Cooper	24	.484	2014
2.	14	Jessie Blaine	24	.569	2022
3.	13	Elizabeth Eisterhold	28	.360	2009
4.	11	Kristina McCain	28	.384	2004
5.	10	Emily Carosone	24	.470	2013

EARNED RUN AVERAGE (MIN. 30 IP)

	TOTAL	NAME	APP	ER	IP	YEAR
1.	1.74	Renee Sease	16	11	44.1	1997
	1.74	Shelby Lowe	17	25	100.1	2021
2.	1.79	Mary Petrie	14	10	39.0	1998
3.	1.89	Anna Thompson	19	25	92.2	2007
4.	3.21	Makayla Martin	10	15	32.2	2016
5.	3.25	Holly Currie	11	22	47.1	2004

INNINGS PITCHED

	TOTAL	NAME	APP	ER	ERA	YEAR
1.	100.1	Shelby Lowe	17	25	1.74	2021
2.	92.2	Anna Thompson	19	25	1.89	2007
3.	79.2	Lily DuBois	16	40	3.51	2001
4.	78.2	Jenee Loree	15	41	3.65	2009
5.	71.1	Marcy Harper	17	42	4.12	2013

STRIKEOUTS

	TOTAL	NAME	APP	IP	YEAR
1.	136	Anna Thompson	19	92.2	2007
2.	93	Shelby Lowe	17	100.1	2021
3.	65	Jenee Loree	15	78.2	2009
4.	49	Lily DuBois	16	79.2	2001
5.	40	Janet Spivey	16	68.0	2003
	40	Holly Currie	11	47.1	2004



SOPHOMORE SEC RECORDS

AT BATS

	TOTAL	NAME	GP	H	AVG	YEAR
1.	105	Kim Blair	30	31	.295	1997
2.	94	Kyndall White	28	23	.245	2009
3.	93	Kristina McCain	29	31	.333	2005
4.	92	Michelle Martin	30	22	.239	1999
5.	91	Ashley Moore	29	22	.242	2000
	91	Deni Zeigler	30	25	.275	2001
	91	Jennifer Hammock	29	14	.154	2001

RUNS SCORED

	TOTAL	NAME	GP	H	AB	YEAR
1.	24	Kristina McCain	29	31	93	2005
2.	22	Marcella Passarelli	30	30	90	1999
3.	21	Emily Carosone	24	23	61	2014
4.	20	Haley Fagan	24	26	77	2015
5.	19	Ashley Moore	29	22	91	2000

HITS

	TOTAL	NAME	GP	AB	AVG	YEAR
1.	31	Kim Blair	30	105	.295	1997
	31	Sara Ghezzi	29	81	.383	2005
	31	Holly Currie	29	81	.383	2005
	31	Kristina McCain	29	93	.333	2005
5.	30	Marcella Passarelli	30	90	.333	1999
	30	Ashley Arcuri	28	80	.375	2007

BATTING AVERAGE (MIN. 50 AB)

	TOTAL	NAME	GP	H	AB	YEAR
1.	.415	Kasey Cooper	21	27	65	2015
2.	.383	Sara Ghezzi	29	31	81	2005
	.383	Holly Currie	29	31	81	2005
4.	.377	Emily Carosone	24	23	61	2014
5.	.375	Ashley Arcuri	28	30	80	2007

DOUBLES

	TOTAL	NAME	GP	H	AB	YEAR
1.	8	Sara Dean	29	25	85	2003
	8	Sara Ghezzi	29	31	81	2005
	8	Ashley Arcuri	28	30	80	2007
4.	7	Ashley Griffin	29	23	89	2004
5.	5 (12x)	last, Madi Gipson	22	13	55	2016

TRIPLES

	TOTAL	NAME	GP	H	AB	YEAR
1.	3	Kendall Veach	24	15	74	2017
2.	1 (17x)	last, Sydney Cox	24	12	49	2022
		Makayla Packer	23	15	65	2022

HOME RUNS

	TOTAL	NAME	GP	H	AB	YEAR
1.	10	Holly Currie	29	31	81	2005
2.	7	Elizabeth Eisterhold	28	24	88	2010
3.	6	Marcella Passarelli	30	30	90	1999
	6	Kasey Cooper	21	27	65	2015
	6	Alyssa Rivera	23	13	68	2018

SLUGGING PERCENTAGE (MIN. 50 AB)

	TOTAL	NAME	GP	TB	AB	YEAR
1.	.840	Holly Currie	29	68	81	2005
2.	.723	Kasey Cooper	21	47	65	2015
3.	.639	Emily Carosone	24	39	61	2014
4.	.589	Marcella Passarelli	30	53	90	1999
5.	.558	Haley Fagan	24	43	77	2015

STOLEN BASES

	TOTAL	NAME	GP	ATT	PCT	YEAR
1.	7	Chris Steiner	28	8	.875	1997
	7	Marcella Passarelli	30	7	1.000	1999
3.	6	Kristina McCain	29	6	1.000	2005
	6	Makayla Packer	23	8	.750	2022
5.	5	Shannon Anderson	29	7	.714	2003

TOTAL BASES

	TOTAL	NAME	GP	H	AB	YEAR
1.	68	Holly Currie	29	31	81	2005
2.	53	Marcella Passarelli	30	30	90	1999
3.	47	Elizabeth Eisterhold	28	24	88	2010
	47	Kasey Cooper	21	27	65	2015
5.	45	Sara Ghezzi	29	31	81	2005

RBI

	TOTAL	NAME	GP	H	AB	YEAR
1.	32	Holly Currie	29	31	81	2005
2.	20	Deni Zeigler	30	25	91	2001
3.	18	Kasey Cooper	21	27	65	2015
	18	Kendall Veach	24	15	74	2017
5.	17	Mary Petrie	30	21	80	1999
	17	Kristina McCain	29	31	93	2005
	17	Haley Fagan	24	26	77	2015

WALKS

	TOTAL	NAME	GP	OB%	YEAR
1.	17	Carlee Wallace	23	.457	2016
2.	16	Kasey Cooper	21	.541	2015
3.	15	Holly Currie	29	.474	2005
4.	14	Morgan Estell	24	.438	2013
5.	13	Amber Harrison	28	.361	2010

EARNED RUN AVERAGE (MIN. 30 IP)

	TOTAL	NAME	APP	ER	IP	YEAR
1.	1.86	Nicole Groves	18	23	86.2	1999
2.	2.18	Holly Currie	20	30	96.1	2005
3.	2.24	Kristin Keyes	22	33	103.0	2002
4.	2.31	Beth DiPietro	17	28	84.2	2005
5.	2.47	Denisse Montalvo	14	26	73.2	1997

INNINGS PITCHED

	TOTAL	NAME	APP	ER	ERA	YEAR
1.	103.0	Kristin Keyes	22	33	2.24	2002
2.	99.1	Lexi Davis	19	49	3.45	2014
2.	96.1	Holly Currie	20	30	2.18	2005
3.	86.2	Nicole Groves	18	23	1.86	1999
4.	84.2	Beth DiPietro	17	28	2.31	2005
5.	83.2	Maddie Penta	16	34	2.84	2022

STRIKEOUTS

	TOTAL	NAME	APP	IP	YEAR
1.	104	Holly Currie	20	96.1	2005
2.	99	Kristin Keyes	22	103.0	2002
3.	90	Maddie Penta	16	83.2	2022
4.	89	Anna Thompson	13	62.2	2008
5.	73	Beth DiPietro	17	84.2	2005



JUNIOR SEC RECORDS

AT BATS

	TOTAL	NAME	GP	H	AVG	YEAR
1.	101	Ashley Moore	30	38	.376	2001
2.	93	Shannon Anderson	29	25	.269	2004
	93	Ashley Griffin	29	23	.247	2005
4.	92	Kim Blair	27	23	.250	1998
	92	Lauren Guzman	28	26	.283	2011

RUNS SCORED

	TOTAL	NAME	GP	H	AB	YEAR
1.	30	Emily Carosone	24	33	72	2015
2.	26	Ashley Moore	30	38	101	2001
3.	24	Tiffany Howard	24	28	73	2015
4.	23	Ashley Griffin	29	23	93	2005
5.	22	Kasey Cooper	23	25	61	2016

HITS

	TOTAL	NAME	GP	AB	AVG	YEAR
1.	38	Ashley Moore	30	101	.376	2001
2.	33	Mary Petrie	29	78	.423	2000
	33	Emily Carosone	24	72	.458	2015
4.	29	Sara Dean	29	85	.341	2004
	29	Kristina McCain	30	87	.333	2006

BATTING AVERAGE (MIN. 50 AB)

	TOTAL	NAME	GP	H	AB	YEAR
1.	.458	Emily Carosone	24	33	72	2015
2.	.423	Mary Petrie	29	33	78	2000
3.	.410	Kasey Cooper	23	25	61	2016
4.	.384	Tiffany Howard	24	28	73	2015
5.	.380	Brannndi Melero	24	27	71	2014

DOUBLES

	TOTAL	NAME	GP	H	AB	YEAR
1.	9	Emily Carosone	24	33	72	2015
2.	8	Kasey Angulo	30	26	88	2002
	8	Deni Zeigler	30	22	80	2002
	8	Amber Harrison	27	15	74	2011
5.	7	Tatiana Fernandez	27	16	71	2008

TRIPLES

	TOTAL	NAME	GP	H	AB	YEAR
1.	2	Holly Currie	30	17	77	2006
	2	Brittany Scott	25	18	66	2007
	2	Lauren Guzman	28	26	92	2011
	2	Tiffany Howard	24	28	73	2015
	2	Carlee Wallace	24	24	79	2017

HOME RUNS

	TOTAL	NAME	GP	H	AB	YEAR
1.	10	Brannndi Melero	24	27	71	2014
2.	9	Jade Rhodes	24	23	73	2015
	9	Kasey Cooper	23	25	61	2016
4.	7	Kyndall White	17	17	53	2010
5.	6	Mary Petrie	29	33	78	2000
	6	Ashley Moore	30	38	101	2001
	6	Emily Carosone	24	33	72	2015

SLUGGING PERCENTAGE (MIN. 50 AB)

	TOTAL	NAME	GP	TB	AB	YEAR
1.	.902	Kasey Cooper	23	55	61	2016
2.	.845	Brannndi Melero	24	60	71	2014
3.	.833	Emily Carosone	24	60	72	2015
4.	.767	Jade Rhodes	24	56	73	2015
5.	.755	Kyndall White	17	40	53	2010

STOLEN BASES

	TOTAL	NAME	GP	ATT	PCT	YEAR
1.	15	Shannon Anderson	29	17	.882	2004
2.	7	Kim Blair	27	10	.700	1998
3.	5	Amy Crofts	25	6	.833	1998
4.	4	Ashley Griffin	29	4	.800	2005
	4	Katie Colton	23	5	.800	2010
	4	Kasey Cooper	23	5	.800	2016
	4	Alyssa Rivera	24	4	1.000	2019

TOTAL BASES

	TOTAL	NAME	GP	H	AB	YEAR
1.	64	Ashley Moore	30	38	101	2001
2.	60	Brannndi Melero	24	27	71	2014
	60	Emily Carosone	24	33	72	2015
4.	56	Mary Petrie	29	33	78	2000
	56	Jade Rhodes	24	23	73	2015

RBI

	TOTAL	NAME	GP	H	AB	YEAR
1.	33	Brannndi Melero	24	27	71	2014
2.	28	Emily Carosone	24	33	72	2015
3.	26	Kasey Cooper	23	25	61	2016
4.	24	Mary Petrie	29	33	78	2000
5.	21	Jade Rhodes	24	23	73	2015

WALKS

	TOTAL	NAME	GP	OB%	YEAR
1.	25	Kasey Cooper	23	.575	2016
2.	21	Kristina McCain	30	.477	2005
3.	18	Tiffany Howard	24	.526	2015
4.	17	Tatiana Fernandez	27	.396	2008
5.	16	Morgan Estell	24	.425	2014
	16	Emily Carosone	24	.582	2015

EARNED RUN AVERAGE (MIN. 30 IP)

	TOTAL	NAME	APP	ER	IP	YEAR
1.	1.21	Makayla Martin	10	10	57.2	2018
2.	1.60	Kaylee Carlson	18	25	109.1	2017
3.	2.28	Beth DiPietro	19	21	64.1	2006
4.	2.66	Kristen Keyes	20	37	97.1	2003
5.	2.68	Holly Currie	23	43	112.1	2006

INNINGS PITCHED

	TOTAL	NAME	APP	ER	ERA	YEAR
1.	112.1	Holly Currie	23	43	2.68	2006
2.	109.1	Kaylee Carlson	18	25	1.60	2017
3.	97.1	Kristen Keyes	20	37	2.66	2003
4.	87.2	Brenda Espinoza	15	34	2.71	1997
5.	85.2	Anna Thompson	14	38	3.11	2009

STRIKEOUTS

	TOTAL	NAME	APP	IP	YEAR
1.	115	Kristen Keyes	20	97.1	2003
2.	110	Holly Currie	23	112.1	2006
3.	89	Anna Thompson	14	85.2	2009
4.	57	Kaylee Carlson	18	109.1	2017
5.	46	Rachael Walters	20	62.1	2015



SENIOR SEC RECORDS

AT BATS

	TOTAL	NAME	GP	H	AVG	YEAR
1.	97	Michelle Martin	30	35	.361	2001
2.	92	Chris Steiner	30	26	.283	1999
3.	91	Lauren Guzman	28	32	.352	2012
4.	90	Ashley Griffin	30	23	.256	2006
5.	89	Brittany Scott	25	23	.258	2008
	89	Kyndall White	28	21	.236	2011

RUNS SCORED

	TOTAL	NAME	GP	H	AB	YEAR
1.	22	Emily Carosone	23	21	67	2016
2.	19	Sara Dean	29	33	87	2005
	19	Jade Rhodes	23	23	69	2016
4.	18	Ashley Moore	30	23	78	2002
5.	17	Mary Petrie	30	27	84	2001
	17	Morgan Estell	22	22	63	2015
	17	Tiffany Howard	23	27	85	2016

HITS

	TOTAL	NAME	GP	AB	AVG	YEAR
1.	36	Paige Jones	28	80	.450	2005
2.	35	Michelle Martin	30	97	.361	2001
3.	33	Sara Dean	29	87	.379	2005
4.	32	Lauren Guzman	28	91	.352	2012
5.	30	Jen Kraemer	28	87	.345	2001

BATTING AVERAGE (MIN. 50 AB)

	TOTAL	NAME	GP	H	AB	YEAR
1.	.450	Paige Jones	28	36	80	2005
2.	.379	Sara Dean	29	33	87	2005
3.	.361	Michelle Martin	30	35	97	2001
4.	.352	Lauren Guzman	28	32	91	2012
5.	.349	Morgan Estell	22	22	63	2015

DOUBLES

	TOTAL	NAME	GP	H	AB	YEAR
1.	8	Kasey Angulo	28	18	76	2003
2.	7	Mary Petrie	30	27	84	2001
	7	Ashley Moore	30	23	78	2002
4.	6	Martha Phillips	28	19	79	2004
	6	Myesha Finney	27	26	80	2009
	6	Casey McCrackin	24	17	77	2019

TRIPLES

	TOTAL	NAME	GP	H	AB	YEAR
1.	4	Sara Dean	29	33	87	2005
2.	3	Lolani Alvarez	29	23	80	2005
	3	Lauren Guzman	28	32	91	2012
4.	2	Chris Steiner	30	26	92	1999
5.	1 (11x)	last, Morgan Podany	24	7	51	2019

HOME RUNS

	TOTAL	NAME	GP	H	AB	YEAR
1.	9	Kendall Veach	24	17	67	2019
2.	8	Mary Petrie	30	27	84	2001
	8	Jade Rhodes	23	23	69	2016
4.	7	Paige Jones	28	36	80	2005
5.	6	Michelle Martin	30	35	97	2001
	6	Ashley Moore	30	23	78	2002

SLUGGING PERCENTAGE (MIN. 50 AB)

	TOTAL	NAME	GP	TB	AB	YEAR
1.	.738	Paige Jones	28	59	80	2005
2.	.714	Mary Petrie	30	60	84	2001
3.	.696	Jade Rhodes	23	48	69	2016
4.	.672	Kendall Veach	24	45	67	2019
5.	.655	Sara Dean	29	57	87	2005

STOLEN BASES

	TOTAL	NAME	GP	ATT	PCT	YEAR
1.	7	Chris Steiner	30	8	.875	1999
2.	6	Victoria Draper	23	9	.667	2018
3.	5	Kim Freeland	25	9	.556	2003
	5	Caitlin Stangl	28	5	1.000	2011
5.	4	Lolani Alvarez	29	6	.667	2004
	4	Ashley Griffin	30	5	.800	2006
	4	Lauren Walton	23	7	.571	2007
	4	Amber Harrison	25	5	.800	2012
	4	Tiffany Howard	23	4	1.000	2016

TOTAL BASES

	TOTAL	NAME	GP	H	AB	YEAR
1.	60	Mary Petrie	30	27	84	2001
2.	59	Paige Jones	28	36	80	2005
3.	58	Michelle Martin	30	35	97	2001
4.	57	Sara Dean	29	33	87	2005
5.	48	Ashley Moore	30	23	78	2002
	48	Jade Rhodes	23	23	69	2016

RBI

	TOTAL	NAME	GP	H	AB	YEAR
1.	24	Jade Rhodes	23	23	69	2016
2.	22	Brandi Melerio	24	23	77	2015
3.	21	Mary Petrie	30	27	84	2001
4.	20	Paige Jones	28	36	80	2005
	20	Kendall Veach	24	17	67	2019

WALKS

	TOTAL	NAME	GP	OB%	YEAR
1.	26	Kasey Cooper	24	.533	2017
2.	23	Ashley Moore	30	.461	2002
3.	18	Mary Petrie	30	.453	2001
4.	15	Haley Fagan	19	.429	2017
5.	13	Holly Currie	28	.418	2007
	13	Kendall Veach	24	.370	2019

EARNED RUN AVERAGE (MIN. 30 IP)

	TOTAL	NAME	APP	ER	IP	YEAR
1.	1.58	Kristen Keyes	21	27	119.1	2004
2.	1.86	Kaylee Carlson	15	23	86.1	2018
3.	2.01	Mary Petrie	13	9	31.1	2001
4.	2.22	Jenee Loree	14	21	66.1	2012
5.	2.52	Lauren Schmalz	18	22	61.0	2012

INNINGS PITCHED

	TOTAL	NAME	APP	ER	ERA	YEAR
1.	119.1	Kristen Keyes	21	27	1.58	2004
2.	86.1	Kaylee Carlson	15	23	1.86	2018
3.	80.0	Denisse Montalvo	16	44	3.85	1999
4.	68.0	Anna Thompson	17	28	2.88	2010
5.	66.1	Jenee Loree	14	21	2.22	2012

STRIKEOUTS

	TOTAL	NAME	APP	IP	YEAR
1.	143	Kristen Keyes	21	119.1	2004
2.	94	Anna Thompson	17	68.0	2010
3.	70	Denisse Montalvo	16	80.0	1999
4.	62	Brittany Day	17	53.1	2008
	62	Jenee Loree	14	66.1	2012



BATTING RECORDS

BATTING AVERAGE (MIN. 100 AB)

TOT.	PLAYER	YEAR
1. .454	Mary Petrie (54-119)	2000
2. .438	Emily Carosone (85-194)	2015
3. .422	Kasey Cooper (79-187)	2016
4. .418	Kasey Cooper (74-177)	2014
5. .415	Tiffany Howard (86-207)	2015
6. .404	Brannndi Melero (69-171)	2014
7. .399	Emily Carosone (77-193)	2016
8. .394	Holly Currie (76-193)	2005
9. .392	Emily Carosone (62-158)	2014
10. .391	Kasey Cooper (75-192)	2015

SLUGGING PCT. (MIN. 100 AB)

TOT.	PLAYER	YEAR
1. .872	Kasey Cooper (187 AB)	2016
2. .809	Emily Carosone (194 AB)	2015
3. .782	Mary Petrie (119 AB)	2000
4. .780	Kasey Cooper (177 AB)	2014
5. .772	Holly Currie (193 AB)	2005
.772	Bri Ellis (149 AB)	2022
7. .758	Kyndall White (132 AB)	2010
8. .745	Kasey Cooper (192 AB)	2015
9. .737	Brannndi Melero (171 AB)	2014
10. .703	Jade Rhodes (195 AB)	2016

ON BASE PCT. (MIN. 100 AB)

TOT.	PLAYER	YEAR
1. .581	Kasey Cooper (187 AB)	2016
2. .560	Emily Carosone (158 AB)	2014
3. .552	Emily Carosone (194 AB)	2015
4. .544	Emily Carosone (193 AB)	2016
5. .531	Mary Petrie (119 AB)	2000
6. .527	Kasey Cooper (177 AB)	2014
7. .525	Tiffany Howard (207 AB)	2015
8. .524	Kasey Cooper (192 AB)	2015
9. .518	Brannndi Melero (171 AB)	2014
10. .496	Morgan Estell (177 AB)	2014

STOLEN BASE PCT. (MIN. 15 ATT.)

TOT.	PLAYER	YEAR
1. 1.000	Makayla Packer (16-16)	2021
2. .913	Shannon Anderson (21-23)	2002
3. .905	Shannon Anderson (19-210)	2003
4. .882	Chris Steiner (15-17)	1999
.882	Ashley Griffin (15-17)	2005
6. .867	Caitlin Stangl (13-15)	2011
.867	Sara Dean (13-15)	2004
.867	Emily Carosone (13-15)	2013
9. .864	Victoria Draper (38-44)	2018
10. .857	Alyssa Rivera (18-21)	2019

GAMES PLAYED

TOT.	PLAYER	YEAR
1. 70	Emily Carosone	2016
70	Kasey Cooper	2016
3. 69	Kim Blair	1997
69	Ashley Camp	1997
69	Whitney Jordan	2016
69	Victoria Draper	2016
69	Jade Rhodes	2016
69	Tiffany Howard	2016
9. 68	Amy Shaw	2005
68	Ashley Griffin	2005
68	Sara Ghezzi	2005
68	Madi Gipson	2016
68	Sara Dean	2005
68	Lauren Walton	2005

GAMES STARTED

TOT.	PLAYER	YEAR
1. 70	Emily Carosone	2016
70	Kasey Cooper	2016
3. 69	Ashley Camp	1997
69	Tiffany Howard	2016
69	Victoria Draper	2016
6. 68	Kim Blair	1997
68	Sara Dean	2005
68	Ashley Griffin	2005
68	Sara Ghezzi	2005
10. 67	Haley Fagan	2015
67	Jade Rhodes	2015
67	Emily Carosone	2015
67	Holly Currie	2005
67	Tiffany Howard	2015
67	Lauren Walton	2005
67	Brannndi Melero	2015
67	Amy Shaw	2005
67	Jade Rhodes	2016
67	Madi Gipson	2016



Three-time Auburn All-American Kasey Cooper set nine single-season records during the 2016 season, setting a program record.

AT BATS

TOT.	PLAYER	YEAR
1. 246	Tiffany Howard	2016
2. 236	Kim Blair	1997
3. 214	Ashley Moore	2000
4. 213	Ashley Griffin	2005
5. 209	Ashley Moore	2001
6. 208	Michelle Martin	2000
7. 207	Tiffany Howard	2015
8. 202	Ashley Camp	1997
9. 201	Brannndi Melero	2015
10. 200	Kyndall White	2009

RUNS SCORED

TOT.	PLAYER	YEAR
1. 88	Emily Carosone	2015
2. 78	Tiffany Howard	2016
3. 73	Emily Carosone	2016
4. 72	Tiffany Howard	2015
5. 70	Emily Carosone	2014
70	Kasey Cooper	2014
7. 69	Kasey Cooper	2016
8. 64	Morgan Estell	2014
9. 60	Morgan Estell	2013
10. 58	Haley Fagan	2015

HITS

TOT.	PLAYER	YEAR
1. 96	Tiffany Howard	2016
2. 86	Tiffany Howard	2015
3. 85	Emily Carosone	2015
4. 81	Kim Blair	1997
5. 80	Ashley Moore	2001
6. 79	Kasey Cooper	2016
7. 77	Emily Carosone	2016
8. 76	Holly Currie	2005
9. 75	Kasey Cooper	2015
10. 74	Kasey Cooper	2014

DOUBLES

TOT.	PLAYER	YEAR
1. 22	Ashley Moore	2001
2. 21	Ashley Camp	1997
3. 20	Holly Currie	2005
20	Carlee Wallace	2017
5. 19	Morgan Estell	2014
19	Kasey Cooper	2016
7. 18	Morgan Estell	2011
18	Emily Carosone	2015
9. 17	Jen Kraemer	2000
17	Ashley Griffin	2003
17	Ashley Moore	2000

TRIPLES


TOT.	PLAYER	YEAR
1. 6	Tiffany Howard	2015
2. 4	Tiffany Howard	2016
4	Sara Dean	2005
4	Kendall Veach	2017
5. 3	Makayla Packer	2022
3	Lindsey Garcia	2022
3	Aspyn Godwin	2021
3	Lauren Guzman	2012
3	Carlee Wallace	2017
3	Ashley Camp	1997
3	Lauren Guzman	2011
3	Carlee Wallace	2016
3	Whitney Jordan	2016
3	Brittany Scott	2008
3	Myesha Finney	2006
3	Amy Shaw	2005
3	Taylor Snow	2018
3	Kasey Cooper	2017
3	Lolani Alvarez	2005
3	Morgan Estell	2013
3	Lauren Walton	2005

**HOME RUNS**

TOT.	PLAYER	YEAR
1. 21	Kasey Cooper	2016
2. 20	Bri Ellis	2022
20	Kendall Veach	2019
20	Jade Rhodes	2016
5. 19	Jade Rhodes	2015
6. 18	Kasey Cooper	2015
18	Kasey Cooper	2014
18	Emily Carosone	2015
9. 17	Ashley Moore	2002
17	Holly Currie	2005

RUNS BATTED IN

TOT.	PLAYER	YEAR
1. 83	Kasey Cooper	2016
2. 80	Emily Carosone	2015
3. 78	Brannndi Melero	2014
4. 77	Kasey Cooper	2014
5. 74	Jade Rhodes	2016
6. 67	Emily Carosone	2016
7. 65	Holly Currie	2005
8. 64	Kasey Cooper	2015
64	Brannndi Melero	2015
10. 58	Jade Rhodes	2015



Auburn's record holder for single-season hits, multi-hit contests, triples and at bats, All-American Tiffany Howard opened the 2016 by reaching base safely in 52 straight games.

MULTI-HIT GAMES

TOT.	PLAYER	YEAR
1. 27	Tiffany Howard	2016
2. 25	Kim Blair	1997
3. 24	Ashley Moore	2001
24	Emily Carosone	2015
24	Tiffany Howard	2015
6. 22	Jen Kraemer	2001
22	Holly Currie	2005
22	Kasey Cooper	2015
22	Kasey Cooper	2016
10. 21	Mary Petrie	2001
21	Brannndi Melero	2014

MULTI-RBI GAMES

TOT.	PLAYER	YEAR
1. 23	Kasey Cooper	2016
2. 22	Brannndi Melero	2014
22	Emily Carosone	2016
4. 21	Emily Carosone	2015
21	Jade Rhodes	2016
6. 19	Kasey Cooper	2016
7. 17	Kasey Cooper	2014
17	Jade Rhodes	2015
17	Brannndi Melero	2015
10. 15	Carlee Wallace	2017
15	Bri Ellis	2022

TOTAL BASES

TOT.	PLAYER	YEAR
1. 163	Kasey Cooper	2016
2. 157	Emily Carosone	2015
3. 149	Holly Currie	2005
4. 143	Kasey Cooper	2015
5. 138	Kasey Cooper	2014
6. 137	Jade Rhodes	2016
137	Ashley Moore	2001
8. 129	Emily Carosone	2016
9. 126	Brannndi Melero	2014
10. 124	Mary Petrie	2001

WALKS

TOT.	PLAYER	YEAR
1. 71	Kasey Cooper	2016
2. 49	Kasey Cooper	2015
49	Kasey Cooper	2017
4. 46	Carlee Wallace	2016
5. 45	Morgan Estell	2014
6. 43	Kasey Cooper	2014
43	Tiffany Howard	2015
8. 42	Carlee Wallace	2017
9. 41	Morgan Estell	2015
41	Emily Carosone	2016

INTENTIONAL WALKS

TOT.	PLAYER	YEAR
1. 8	Kendall Veach	2019
8	Ashley Moore	2002
8	Tatiana Fernandez	2008
4. 7	Mary Petrie	2001
5. 6	Mary Petrie	1999
6	Sara Dean	2004
6	Holly Currie	2007
8. 5	Holly Currie	2006
9. 3	Kasey Angulo	2003
3	Morgan Estell	2013
3	Tatiana Fernandez	2009
3	Kasey Cooper	2016
3	Kasey Cooper	2017
3	Sara Dean	2002

HIT BY PITCH

TOT.	PLAYER	YEAR
1. 33	Emily Carosone	2014
2. 25	Emily Carosone	2016
3. 21	Myesha Finney	2009
4. 19	Myesha Finney	2007
19	Emily Carosone	2015
6. 18	Myesha Finney	2008
7. 17	Baylee Stephens	2012
8. 16	Justus Perry	2019
9. 14	Sarah Orozco	2000
10. 13	Makayla Packer	2022

SACRIFICE FLIES

TOT.	PLAYER	YEAR
1. 7	Sara Dean	2005
7	Emily Carosone	2015
3. 6	Lindsey Garcia	2022
4. 5	Courtney Shea	2017
5. 4	Michelle Martin	1999
4	Emily Carosone	2016
4	Haley Fagan	2015
4	Kasey Cooper	2014
4	Kendall Veach	2018
4	Tannon Snow	2019
4	Morgan Estell	2015
4	Myesha Finney	2007
4	Nelia Peralta	2022

SACRIFICE HITS

TOT.	PLAYER	YEAR
1. 19	Amy Bellanca	1997
2. 18	Ashley Griffin	2006
3. 15	Chris Steiner	1998
15	Amy Dalsing	1997
15	Chris Steiner	1997
6. 13	Jennifer Hammock	2001
13	Shannon Anderson	2003
13	Lauren Guzman	2009
13	Brooke Lathan	2012
10. 12	Jennifer Page	1997
12	Krista Clyde	2010

STOLEN BASES

TOT.	PLAYER	YEAR
1. 38	Victoria Draper (38-44)	2018
2. 33	Shannon Anderson (33-39)	2004
3. 21	Shannon Anderson (21-23)	2002
21	Makayla Packer (21-25)	2022
5. 19	Kim Blair (19-23)	1998
19	Shannon Anderson (19-21)	2003
7. 18	Alyssa Rivera (18-21)	2019
8. 16	Kristina McCain (16-21)	2005
16	Makayla Packer (16-16)	2021
10. 15	Ashley Griffin (15-17)	2005
15	Chris Steiner (15-17)	1999

STOLEN BASE ATTEMPTS

TOT.	PLAYER	YEAR
1. 44	Victoria Draper (38-44)	2018
2. 39	Shannon Anderson (33-39)	2004
3. 25	Makayla Packer (21-25)	2022
4. 23	Kim Blair (19-23)	1998
23	Shannon Anderson (21-23)	2002
6. 21	Shannon Anderson (19-21)	2003
21	Alyssa Rivera (18-21)	2019
21	Kristina McCain (16-21)	2005
9. 19	Kim Blair (14-19)	1997
10. 17	Ashley Griffin (15-17)	2005
17	Chris Steiner (15-17)	1999
17	Morgan Estell (11-17)	2013



PITCHING RECORDS

ERA (MIN. 100 IP)

TOT.	PLAYER	YEAR
1. 1.06	Kristen Keyes (243.1 IP)	2004
2. 1.36	Kaylee Carlson (206.1 IP)	2017
1.36	Makayla Martin (134.0 IP)	2018
4. 1.37	Kaylee Carlson (183.2 IP)	2018
5. 1.46	Anna Thompson (167.1 IP)	2010
6. 1.48	Shelby Lowe (165.2 IP)	2021
7. 1.53	Angel Bunner (156.0 IP)	2011
8. 1.57	Makayla Martin (116.0 IP)	2016
9. 1.62	Jennifer Lofton (104.0 IP)	2001
10. 1.72	Anna Thompson (187.0 IP)	2007

OPP. BATTING AVG. (MIN. 100 IP)

TOT.	PLAYER	YEAR
1. .134	Kristen Keyes (243.1 IP)	2004
2. .148	Anna Thompson (167.1 IP)	2010
3. .169	Anna Thompson (187.0 IP)	2007
4. .174	Jenee Loree (131.1 IP)	2012
5. .181	Anna Thompson (199.1 IP)	2009
.181	Maddie Penta (195.0 IP)	2022
7. .183	Holly Currie (219.0 IP)	2006
8. .184	Holly Currie (208.1 IP)	2005
9. .187	Anna Thompson (159.1 IP)	2008
10. .201	Kristen Keyes (220.2 IP)	2002

WALKS/7 INN. (MIN. 100 IP)

TOT.	PLAYER	YEAR
1. 1.18	Shelby Lowe (165.2 IP)	2021
2. 1.22	Angel Bunner (126.1 IP)	2012
3. 1.26	Kaylee Carlson (183.2 IP)	2018
4. 1.39	Kaylee Carlson (206.1 IP)	2017
5. 1.64	Kristen Keyes (243.1 IP)	2004
6. 1.66	Renee Sease (130.2 IP)	1997
7. 1.72	Makayla Martin (134.0 IP)	2018
8. 1.80	Lauren Schmalz (116.2 IP)	2012
1.80	Anna Thompson (159.1 IP)	2008
10. 1.82	Jaime Rasmussen (142.0 IP)	2001

STRIKEOUTS/7 INN. (MIN. 100 IP)

TOT.	PLAYER	YEAR
1. 11.80	Anna Thompson (167.1 IP)	2010
2. 10.89	Anna Thompson (187.0 IP)	2007
3. 10.37	Anna Thompson (159.1 IP)	2008
4. 9.66	Maddie Penta (195.0 IP)	2022
5. 9.45	Anna Thompson (199.1 IP)	2009
6. 9.21	Kristen Keyes (243.1 IP)	2004
7. 9.14	Holly Currie (219.0 IP)	2006
8. 8.70	Holly Currie (124.2 IP)	2007
9. 8.48	Brittany Day (102.1 IP)	2008
10. 8.40	Holly Currie (208.1 IP)	2005

WINS

TOT.	PLAYER	YEAR
1. 27	Kristen Keyes (27-12)	2004
27	Kaylee Carlson (27-5)	2017
3. 26	Lexi Davis (26-3)	2015
4. 24	Holly Currie (24-11)	2005
24	Maddie Penta (24-10)	2022
6. 23	Beth DiPietro (23-7)	2005
7. 22	Lexi Davis (22-12)	2014
8. 21	Kristen Keyes (21-12)	2002
21	Kaylee Carlson (21-7)	2018
10. 20	Makayla Martin (20-6)	2017

SAVES

TOT.	PLAYER	YEAR
1. 9	Kristen Keyes	2002
2. 6	Jennifer Lofton	2000
3. 5	Holly Currie	2006
5	Holly Currie	2005
5	Anna Thompson	2008
5	Shelby Lowe	2022
7. 4	KK Dismukes	2021
4	Kaylee Carlson	2017
4	Beth DiPietro	2005
4	Anna Thompson	2010
4	Mary Petrie	1998
4	Rachael Walters	2015
4	Lexi Davis	2014

APPEARANCES

TOT.	PLAYER	YEAR
1. 50	Kristen Keyes	2002
2. 47	Rachael Walters	2015
3. 46	Holly Currie	2005
4. 45	Lexi Davis	2014
5. 44	Beth DiPietro	2005
44	Jennifer Lofton	2000
7. 43	Kristen Keyes	2004
43	Lexi Davis	2015
9. 42	Holly Currie	2006
42	Maddie Penta	2022

GAMES STARTED

TOT.	PLAYER	YEAR
1. 35	Maddie Penta	2022
2. 34	Lexi Davis	2014
3. 33	Holly Currie	2005
33	Kaylee Carlson	2017
5. 32	Holly Currie	2006
32	Kristen Keyes	2004
32	Brenda Espinoza	1997
8. 31	Beth DiPietro	2005
9. 30	Kaylee Carlson	2018
30	Jaime Rasmussen	2000
30	Kristen Keyes	2002

COMPLETE GAMES

TOT.	PLAYER	YEAR
1. 25	Kristen Keyes	2004
2. 24	Lexi Davis	2014
3. 23	Kristen Keyes	2002
4. 21	Kaylee Carlson	2017
5. 20	Holly Currie	2006
20	Holly Currie	2005
7. 18	Beth DiPietro	2005
8. 16	Kristen Keyes	2003
16	Anna Thompson	2009
10. 15	Shelby Lowe	2021
15	Maddie Penta	2022

GAMES FINISHED

TOT.	PLAYER	YEAR
1. 25	Renee Sease	1997
25	Jennifer Lofton	2000
3. 24	Mary Petrie	1998
4. 20	Rachael Walters	2015
20	Rachael Walters	2016
6. 19	KK Dismukes	2022
7. 18	Kristen Keyes	2002
8. 17	KK Dismukes	2021
17	Angel Bunner	2008
17	Mary Petrie	2001
17	Ashlee Swindle	2019



An All-American in 2005, Holly Currie is the only Tiger in program history to record at least 250 strikeouts and 60 RBI in the same season.

SHUTOUTS

TOT.	PLAYER	YEAR
1. 13	Kristen Keyes	2004
2. 9	Holly Currie	2005
9	Holly Currie	2006
4. 7	Beth DiPietro	2005
5. 6	Brenda Espinoza	1997
6	Lexi Davis	2014
6	Kristen Keyes	2002
6	Anna Thompson	2010
6	Kaylee Carlson	2017
10. 5	Janey Spivey	2003
5	Angel Bunner	2012
5	Makayla Martin	2019
5	Makayla Martin	2017
5	Anna Thompson	2007
5	Anna Thompson	2008
5	Brittany Day	2008

COMBINED SHUTOUTS

TOT.	PLAYER	YEAR
1. 10	Makayla Martin	2018
2. 8	Ashlee Swindle	2018
8	Kaylee Carlson	2017
8	Kara Bilodeau	2018
5. 7	Chardonnay Harris	2018
7	Kaylee Carlson	2018
7. 6	Ashlee Swindle	2017
6	Rachael Walters	2016
6	Maddie Penta	2022
10. 5	Kristen Keyes	2004
5	Rachael Walters	2015
5	Marcy Harper	2016
5	KK Dismukes	2022

**INNINGS PITCHED**

TOT.	PLAYER	YEAR
1. 243.1	Kristen Keyes	2004
2. 225.1	Lexi Davis	2014
3. 220.2	Kristen Keyes	2002
4. 219.0	Holly Currie	2006
5. 208.1	Holly Currie	2005
6. 206.1	Kaylee Carlson	2017
7. 200.2	Beth DiPietro	2005
8. 199.1	Anna Thompson	2009
9. 195.0	Maddie Penta	2022
10. 187.0	Anna Thompson	2007

HITS ALLOWED (MIN. 100 IP)

TOT.	PLAYER	YEAR
1. 82	Jenee Loree (131.1 IP)	2012
2. 83	Brittany Day (102.1 IP)	2008
3. 85	Anna Thompson (167.1 IP)	2010
4. 92	Makayla Martin (116.0 IP)	2016
5. 95	Jennifer Lofton (104.0 IP)	2001
6. 97	Makayla Martin (134.0 IP)	2018
7. 98	Lauren Schmalz (116.2 IP)	2012
8. 99	Holly Currie (124.2 IP)	2007
99	Angel Bunner (126.1 IP)	2012
99	Chardonnay Harris (106.0 IP)	2019

RUNS ALLOWED (MIN. 100 IP)

TOT.	PLAYER	YEAR
1. 30	Makayla Martin (134.0 IP)	2018
2. 37	Lauren Schmalz (116.2 IP)	2012
3. 38	Brittany Day (102.1 IP)	2008
4. 41	Jennifer Lofton (104.0 IP)	2001
41	Makayla Martin (116.0 IP)	2016
6. 42	Shelby Lowe (165.2 IP)	2021
7. 44	Angel Bunner (156.0 IP)	2011
8. 45	Kaylee Carlson (183.2 IP)	2018
9. 47	Kristen Keyes (243.1 IP)	2004
47	Angel Bunner (126.1 IP)	2012

EARNED RUNS ALLOWED (MIN. 100 IP)

TOT.	PLAYER	YEAR
1. 24	Jennifer Lofton (104.0 IP)	2001
2. 26	Makayla Martin (116.0 IP)	2016
26	Makayla Martin (134.0 IP)	2018
4. 27	Brittany Day (102.1 IP)	2008
5. 30	Lauren Schmalz (116.2 IP)	2012
6. 34	Angel Bunner (156.0 IP)	2011
7. 35	Anna Thompson (167.1 IP)	2010
35	Shelby Lowe (165.2 IP)	2021
9. 36	Renee Sease (130.2 IP)	1997
10. 36	Kaylee Carlson (183.2 IP)	2018

WALKS ALLOWED (MIN. 100 IP)

TOT.	PLAYER	YEAR
1. 22	Angel Bunner (126.1 IP)	2012
2. 28	Shelby Lowe (165.2 IP)	2021
3. 30	Lauren Schmalz (116.2 IP)	2012
30	Chardonnay Harris (106.0 IP)	2019
5. 31	Renee Sease (130.2 IP)	1997
6. 33	Kaylee Carlson (183.2 IP)	2018
33	Makayla Martin (134.0 IP)	2018
8. 35	Jennifer Lofton (104.0 IP)	2001
9. 36	Janet Spivey (133.0 IP)	2003
10. 37	Jaime Rasmussen (142.0 IP)	2001



Setting a record that has stood for almost two decades, All-American Kristen Keyes is the only pitcher in program history to surpass 300 strikeouts in a season.

STRIKEOUTS

TOT.	PLAYER	YEAR
1. 320	Kristen Keyes	2004
2. 291	Anna Thompson	2007
3. 286	Holly Currie	2006
4. 282	Anna Thompson	2010
5. 269	Anna Thompson	2009
269	Maddie Penta	2022
7. 250	Holly Currie	2005
8. 236	Anna Thompson	2008
9. 211	Kristen Keyes	2002
10. 196	Kristen Keyes	2003

STRIKEOUTS LOOKING

TOT.	PLAYER	YEAR
1. 76	Anna Thompson	2007
2. 75	Kristen Keyes	2004
3. 69	Anna Thompson	2010
4. 66	Anna Thompson	2009
5. 65	Kristen Keyes	2003
6. 57	Maddie Penta	2022
7. 55	Denisse Mantalvo	1997
8. 54	Anna Thompson	2008
9. 52	Holly Currie	2006
10. 49	Denisse Mantalvo	1999

FEWEST HR ALLOWED (MIN. 100 IP)

TOT.	PLAYER	YEAR
1. 2	Brenda Espinoza (176.0 IP)	1997
2. 3	Makayla Martin (134.0 IP)	2018
3	Makayla Martin (155.1 IP)	2017
4. 4	Brittany Day (102.1 IP)	2008
5	Makayla Martin (116.0 IP)	2016
5	Jaime Rasmussen (165.2 IP)	2000
5	Denisse Mantalvo (115.2 IP)	1998
5	Denisse Mantalvo (163.1 IP)	1997
5	Renee Sease (130.2 IP)	1997
10. 6	Jennifer Lofton (104.0 IP)	2001

FIELDING RECORDS**BATTERS FACED**

TOT.	PLAYER	YEAR
1. 946	Lexi Davis	2014
2. 933	Kristen Keyes	2002
3. 911	Kristen Keyes	2004
4. 909	Holly Currie	2006
5. 884	Holly Currie	2005
6. 860	Beth DiPietro	2005
7. 824	Anna Thompson	2009
8. 821	Kaylee Carlson	2017
9. 808	Brenda Espinoza	1997
10. 785	Maddie Penta	2022

AT BATS AGAINST

TOT.	PLAYER	YEAR
1. 842	Lexi Davis	2014
2. 818	Kristen Keyes	2004
3. 787	Holly Currie	2006
4. 782	Kristen Keyes	2002
5. 772	Kaylee Carlson	2017
6. 751	Beth DiPietro	2005
7. 743	Holly Currie	2005
8. 723	Anna Thompson	2009
9. 707	Maddie Penta	2022
10. 703	Brenda Espinoza	1997

FIELDING RECORDS**FIELDING PCT. (MIN. 100 CHANCES)**

TOT.	PLAYER	YEAR
1. 1.000	Elizabeth Eisterhold (429-46-0)	2009
1.000	Austin West (115-7-0)	2014
3. .996	Aubrie Lisenby (212-14-1)	2022
4. .995	McKenzie Kilpatrick (165-19-1)	2014
5. .994	Jade Rhodes (526-13-3)	2016
.994	Sara Dean (475-50-3)	2004
.994	Elizabeth Eisterhold (305-32-2)	2011
.994	Heather Garrison (150-7-1)	2006
9. .993	Deni Zeigler (377-40-3)	2002
.993	Michelle Martin (227-41-2)	1999

STOLEN BASE AGAINST PCT. (MIN. 15 ATT.)

TOT.	PLAYER	YEAR
1. .300	Beth DiPietro (6-20)	2005
2. .412	Lauren Schmalz (7-17)	2011
3. .500	Beth DiPietro (12-24)	2006
4. .526	Elizabeth Eisterhold (20-38)	2012
5. .563	Renee Sease (9-16)	1997
6. .581	Kristen Keyes (18-31)	2002
7. .583	Kendall Veach (14-24)	2019
8. .593	Sara Dean (32-54)	2004
.593	Tatiana Fernandez (35-59)	2006
10. .596	Sara Dean (28-47)	2005

CHANCES

TOT.	PLAYER	YEAR
1. 542	Jade Rhodes	2016
2. 540	Kendall Veach	2017
3. 535	Tatiana Fernandez	2008
4. 528	Sara Dean	2004
5. 519	Sara Dean	2005
6. 483	Tatiana Fernandez	2006
7. 475	Elizabeth Eisterhold	2009
8. 448	Jade Rhodes	2015
9. 425	Justus Perry	2019
10. 421	Deni Zeigler	2003

**PUTOUTS**

	TOT.	PLAYER	YEAR
1.	526	Jade Rhodes	2016
2.	510	Kendall Veach	2017
3.	496	Tatiana Fernandez	2008
4.	475	Sara Dean	2004
5.	456	Sara Dean	2005
6.	429	Elizabeth Eisterhold	2009
7.	428	Jade Rhodes	2015
	428	Tatiana Fernandez	2006
9.	410	Justus Perry	2019
10.	392	Jorja Bell	2007

ASSISTS

	TOT.	PLAYER	YEAR
1.	148	Haley Fagan	2017
2.	143	Whitney Jordan	2016
3.	140	Kasey Cooper	2016
4.	138	Kimball Pratt	2001
5.	137	Jodie Van Ooyen	2000
6.	127	Emily Carosone	2016
7.	125	Kasey Cooper	2017
8.	124	Casey McCrackin	2018
9.	123	Haley Fagan	2015
10.	122	Kelsey Bogaards	2014
	122	Amy Dalsing	1997

DOUBLE PLAYS TURNED


	TOT.	PLAYER	YEAR
1.	42	Kendall Veach	2017
2.	36	Jade Rhodes	2016
3.	34	Jade Rhodes	2015
4.	28	Emily Carosone	2014
5.	27	Jade Rhodes	2014
6.	23	Justus Perry	2019
7.	21	Casey McCrackin	2019
	21	Kelsey Bogaards	2014
	21	Haley Fagan	2017
10.	20	Emily Carosone	2016

CAUGHT STEALING BY

	TOT.	PLAYER	YEAR
1.	25	Michelle Martin	1999
2.	24	Tatiana Fernandez	2006
3.	23	Deni Zeigler	2002
4.	22	Sara Dean	2004
	22	Elizabeth Eisterhold	2009
6.	19	Sara Dean	2005
7.	18	Elizabeth Eisterhold	2012
8.	17	Kris Heneghan	1997
	17	Elizabeth Eisterhold	2010
10.	15	Michelle Martin	2000
	15	Deni Zeigler	2003

Current student-athletes are listed in **BOLD**.

ALYSSA RIVERA



ASHLEY MOORE

TATIANA FERNANDEZ





BATTING RECORDS

BATTING AVERAGE (MIN. 60 AB)

TOT.	PLAYER	YEAR
1. .458	Emily Carosone (33-72)	2015
2. .450	Paige Jones (36-80)	2005
3. .423	Mary Petrie (33-78)	2000
4. .415	Kasey Cooper (27-65)	2015
5. .410	Kasey Cooper (25-61)	2016
6. .389	Morgan Estell (35-90)	2011
7. .386	Emily Carosone (27-70)	2013
8. .384	Tiffany Howard (28-73)	2015
9. .383	Sara Ghezzi (31-81)	2005
.383	Holly Currie (31-81)	2005

SLUGGING PCT. (MIN. 60 AB)

TOT.	PLAYER	YEAR
1. .902	Kasey Cooper (61 AB)	2016
2. .845	Brannndi Melero (71 AB)	2014
3. .840	Holly Currie (81 AB)	2005
4. .833	Emily Carosone (72 AB)	2015
5. .767	Jade Rhodes (73 AB)	2005
6. .738	Paige Jones (80 AB)	2005
7. .723	Kasey Cooper (65 AB)	2015
8. .718	Mary Petrie (78 AB)	2000
9. .714	Mary Petrie (84 AB)	2001
10. .697	Bri Ellis (66 AB)	2022

ON BASE PCT. (MIN. 60 AB)

TOT.	PLAYER	YEAR
1. .582	Emily Carosone (72 AB)	2015
2. .576	Emily Carosone (61 AB)	2014
3. .575	Kasey Cooper (61 AB)	2016
4. .541	Kasey Cooper (65 AB)	2015
5. .526	Tiffany Howard (73 AB)	2015
6. .506	Paige Jones (80 AB)	2005
7. .505	Mary Petrie (78 AB)	2000
8. .484	Kasey Cooper (72 AB)	2014
9. .477	Kristina McCain (87 AB)	2006
.477	Emily Carosone (67 AB)	2016

STOLEN BASE PCT. (MIN. 5 ATT.)

TOT.	PLAYER	YEAR
1. 1.000	Makayla Packer (5-5)	2021
1.000	Marcella Passarelli (7-7)	1999
1.000	Kristina McCain (5-5)	2004
1.000	Caitlin Stangl (5-5)	2011
1.000	Kristina McCain (6-6)	2005
6. .917	Shannon Anderson (11-12)	2002
7. .882	Shannon Anderson (15-17)	2004
8. .875	Chris Steiner (7-8)	1997
.875	Amber Harrison (7-8)	2009
.875	Chris Steiner (7-8)	1999

AT BATS

TOT.	PLAYER	YEAR
1. 105	Kim Blair	1997
2. 101	Ashley Moore	2001
3. 97	Michelle Martin	2001
4. 96	Tatiana Fernandez	2006
5. 94	Ashley Griffin	2003
94	Kyndall White	2009
7. 93	Ashley Griffin	2005
93	Kristina McCain	2005
93	Shannon Anderson	2004
10. 92	Michelle Martin	1999
92	Chris Steiner	1999
92	Kim Blair	1998
92	Lauren Guzman	2011

RUNS SCORED

TOT.	PLAYER	YEAR
1. 30	Emily Carosone	2015
2. 26	Ashley Moore	2001
3. 24	Tiffany Howard	2015
24	Kristina McCain	2005
5. 23	Ashley Griffin	2005
6. 22	Emily Carosone	2016
22	Kasey Cooper	2016
22	Kasey Cooper	2014
22	Marcella Passarelli	1999
10. 21	Emily Carosone	2014
21	Jade Rhodes	2015

HITS

TOT.	PLAYER	YEAR
1. 38	Ashley Moore	2001
2. 36	Paige Jones	2005
3. 35	Michelle Martin	2001
35	Morgan Estell	2011
5. 33	Mary Petrie	2000
33	Sara Dean	2005
33	Emily Carosone	2015
8. 32	Lauren Guzman	2012
9. 31	Sara Ghezzi	2005
31	Kristina McCain	2005
31	Kim Blair	1997
31	Holly Currie	2005

DOUBLES


TOT.	PLAYER	YEAR
1. 10	Nelia Peralta	2022
2. 9	Emily Carosone	2015
9	Morgan Estell	2011
4. 8	Ashley Griffin	2003
8	Kasey Angulo	2003
8	Amber Harrison	2011
8	Deni Zeigler	2002
8	Ashley Arcuri	2007
8	Kasey Angulo	2002
8	Sara Ghezzi	2005
8	Sara Dean	2003

TRIPLES

TOT.	PLAYER	YEAR
1. 4	Sara Dean	2005
2. 3	Kendall Veach	2017
3	Lauren Guzman	2012
3	Lolani Alvarez	2005
5. 2	Tiffany Howard	2015
2	Carlee Wallace	2017
2	Holly Currie	2006
2	Lauren Guzman	2011
2	Brittany Scott	2007
2	Chris Steiner	1999

HOME RUNS

TOT.	PLAYER	YEAR
1. 10	Holly Currie	2005
10	Brannndi Melero	2014
3. 9	Kendall Veach	2019
9	Kasey Cooper	2016
9	Jade Rhodes	2015
6. 8	Bri Ellis	2022
8	Jade Rhodes	2016
8	Mary Petrie	2001
9. 7	Paige Jones	2005
7	Elizabeth Eisterhold	2010
7	Kyndall White	2010



In her debut season of collegiate softball, Nelia Peralta became the only player in program history to slug double-digit doubles in conference action.

RUNS BATTED IN

TOT.	PLAYER	YEAR
1. 33	Brannndi Melero	2014
2. 32	Holly Currie	2005
3. 28	Emily Carosone	2015
4. 26	Kasey Cooper	2016
5. 24	Mary Petrie	2000
24	Mary Petrie	1998
24	Jade Rhodes	2016
8. 22	Brannndi Melero	2015
9. 21	Kasey Cooper	2014
21	Sara Dean	2002
21	Jade Rhodes	2015
21	Mary Petrie	2001

MULTI-HIT GAMES

TOT.	PLAYER	YEAR
1. 12	Michelle Martin	2001
12	Ashley Moore	2001
3. 11	Paige Jones	2005
4. 10	Mary Petrie	2000
10	Jen Kraemer	2001
6. 9	Kim Blair	1997
9	Mary Petrie	1998
9	Kristina McCain	2005
9	Kristina McCain	2006
9	Kasey Cooper	2015
9	Emily Carosone	2015

**MULTI-RBI GAMES**

TOT.	PLAYER	YEAR
1. 9	Holly Currie	2005
9	Brannndi Melero	2014
3. 8	Mary Petrie	1998
4. 7	Deni Zeigler	2001
7	Brannndi Melero	2015
7	Emily Carosone	2015
7	Kasey Cooper	2106
8. 6	Tatiana Fernandez	2008
6	Brooke Lathan	2013
6	Jade Rhodes	2015
6	Jade Rhodes	2016
6	Kendall Veach	2017
6	Kendall Veach	2019

TOTAL BASES

TOT.	PLAYER	YEAR
1. 68	Holly Currie	2005
2. 64	Ashley Moore	2001
3. 60	Brannndi Melero	2014
60	Emily Carosone	2015
60	Mary Petrie	2001
6. 59	Paige Jones	2005
7. 58	Michelle Martin	2001
8. 57	Sara Dean	2005
9. 56	Mary Petrie	2000
56	Jade Rhodes	2015
56	Morgan Estell	2011

WALKS

TOT.	PLAYER	YEAR
1. 26	Kasey Cooper	2017
2. 25	Kasey Cooper	2016
3. 23	Ashley Moore	2002
4. 21	Kristina McCain	2006
5. 18	Tiffany Howard	2015
18	Mary Petrie	2001
7. 17	Kasey Cooper	2014
17	Carlee Wallace	2016
17	Tatiana Fernandez	2008
10. 16	Emily Carosone	2015
16	Kasey Cooper	2015
16	Morgan Estell	2014

INTENTIONAL WALKS

TOT.	PLAYER	YEAR
1. 7	Ashley Moore	2002
2. 6	Tatiana Fernandez	2008
6	Kendall Veach	2019
4. 5	Mary Petrie	2001
5. 4	Mary Petrie	1999
4	Sara Dean	2004
4	Holly Currie	2007
8. 3	Sara Dean	2002
9. 2	Kasey Cooper	2017
2	Kasey Angulo	2003
2	Morgan Estell	2011
2	Holly Currie	2006
2	Brannndi Melero	2014
2	Morgan Estell	2013
2	Ashley Camp	1997

HIT BY PITCH

TOT.	PLAYER	YEAR
1. 18	Emily Carosone	2014
2. 13	Baylee Stephens	2012
3. 11	Myesha Finney	2009
4. 9	Emily Carosone	2016
5. 8	Myesha Finney	2007
8	Myesha Finney	2008
8	Sarah Orozco	1999
8	Ashley Moore	2001
8	Emily Carosone	2015
10. 7	Katie Colton	2010

SACRIFICE FLIES

TOT.	PLAYER	YEAR
1. 3	Myesha Finney	2007
3	Morgan Estell	2011
3	Michelle Martin	1999
3	Morgan Estell	2015
5. 2 (18x)	last, Nelia Peralta	2022

SACRIFICE HITS

TOT.	PLAYER	YEAR
1. 12	Amy Bellanca	1997
12	Chris Steiner	1997
3. 10	Krista Clyde	2010
10	Ashley Griffin	2006
10	Shannon Anderson	2003
6. 8	Chris Steiner	1998
8	Brooke Lathan	2012
8	Jennifer Hammock	2001
9. 7	Ashley Griffin	2005
7	Amy Dalsing	1997

STOLEN BASES

TOT.	PLAYER	YEAR
1. 15	Shannon Anderson (15-17)	2004
2. 11	Shannon Anderson (11-12)	2002
3. 7	Amber Harrison (7-8)	2009
7	Chris Steiner (7-8)	1997
7	Marcella Passarelli (7-7)	1999
7	Chris Steiner (7-8)	1999
7	Kim Blair (7-10)	1998
8. 6	Lauren Walton (6-7)	2004
6	Victoria Draper (6-9)	2018
6	Kristina McCain (6-6)	2005
6	Makayla Packer (6-8)	2022

STOLEN BASE ATTEMPTS

TOT.	PLAYER	YEAR
1. 17	Shannon Anderson (15-17)	2004
2. 12	Shannon Anderson (11-12)	2002
3. 10	Kim Blair (7-10)	1998
4. 9	Victoria Draper (6-9)	2018
9	Kim Freeland (5-9)	2003
6. 8	Tyler King (3-8)	2021
8	Amber Harrison (7-8)	2009
8	Chris Steiner (7-8)	1997
8	Chris Steiner (7-8)	1999
8	Makayla Packer (6-8)	2022



All-American Kristen Keyes is the only pitcher in program history to record two seasons with 10 or more wins in SEC play.

PITCHING RECORDS**ERA (MIN. 60 IP)**

TOT.	PLAYER	YEAR
1. 1.58	Kristen Keyes (119.1 IP)	2004
2. 1.60	Kaylee Carlson (109.1 IP)	2017
3. 1.74	Shelby Lowe (100.1 IP)	2021
4. 1.86	Nicole Groves (86.2 IP)	1999
1.86	Kaylee Carlson (86.1 IP)	2018
6. 1.88	Angel Bunner (74.2 IP)	2011
7. 1.89	Anna Thompson (92.2 IP)	2007
8. 2.18	Holly Currie (96.1 IP)	2005
9. 2.22	Jenee Loree (66.1 IP)	2012
10. 2.24	Kristen Keyes (103.0 IP)	2002

OPP. BATTING AVG. (MIN. 60 IP)

TOT.	PLAYER	YEAR
1. .153	Kristen Keyes (119.1 IP)	2004
2. .178	Anna Thompson (92.2 IP)	2007
3. .189	Jenee Loree (66.1 IP)	2012
4. .194	Anna Thompson (68.0 IP)	2010
5. .205	Holly Currie (96.1 IP)	2005
6. .210	Anna Thompson (85.2 IP)	2009
.210	Anna Thompson (62.2 IP)	2008
8. .211	Kristen Keyes (103.0 IP)	2002
9. .219	Holly Currie (112.1 IP)	2006
.219	Kristen Keyes (97.1 IP)	2003
.219	Angel Bunner (74.2 IP)	2011



In one of the most dominating pitching performances by an Auburn true freshman, Shelby Lowe struck out 90 batters in league play in 2021, the second most by a freshman in program history.

WALKS/7 INN. (MIN. 60 IP)

TOT.	PLAYER	YEAR
1. 1.36	Brenda Espinoza (87.2 IP)	1997
2. 1.47	Shelby Lowe (100.1 IP)	2021
3. 1.49	Angel Bunner (65.2 IP)	2012
4. 1.52	Jaime Rasmussen (83.0 IP)	2000
5. 1.60	Kaylee Carlson (109.1 IP)	2017
6. 1.62	Kaylee Carlson (86.1 IP)	2018
7. 1.70	Kristen Keyes (119.1 IP)	2004
8. 1.75	Janey Spivey (68.0 IP)	2003
9. 1.86	Nicole Groves (86.2 IP)	1999
10. 1.90	Anna Thompson (62.2 IP)	2008

STRIKEOUTS/7 INN. (MIN. 60 IP)

TOT.	PLAYER	YEAR
1. 10.27	Anna Thompson (92.2 IP)	2007
2. 9.94	Anna Thompson (62.2 IP)	2008
3. 9.68	Anna Thompson (68.0 IP)	2010
4. 8.39	Kristen Keyes (119.1 IP)	2004
5. 8.27	Kristen Keyes (97.1 IP)	2003
6. 7.56	Holly Currie (96.1 IP)	2005
7. 7.53	Maddie Penta (83.2 IP)	2022
8. 7.27	Anna Thompson (85.2 IP)	2009
9. 6.88	Lauren Schmalz (60.0 IP)	2011
10. 6.85	Holly Currie (112.1 IP)	2006

WINS

TOT.	PLAYER	YEAR
1. 14	Kristen Keyes (14-6)	2004
2. 12	Kaylee Carlson (12-3)	2017
12	Holly Currie (12-4)	2005
4. 10	Kristen Keyes (10-7)	2002
5. 9	Beth DiPietro (9-4)	2005
9	Kristen Keyes (9-8)	2003
9	Lexi Davis (9-1)	2015
8. 8	Kaylee Carlson (8-1)	2016
8	Holly Currie (8-9)	2006
10. 7	Angel Bunner (7-5)	2011
7	Lexi Davis (7-7)	2014
7	Anna Thompson (7-9)	2007
7	Jaime Rasmussen (7-3)	2000
7	Brenda Espinoza (7-7)	1997
7	Maddie Penta (7-8)	2022

SAVES

TOT.	PLAYER	YEAR
1. 3	Kristen Keyes	2002
3	Holly Currie	2006
3	Lauren Schmalz	2012
3	Kaylee Carlson	2017
5. 2	Rachael Walters	2015
2	Anna Thompson	2007
2	Mary Petrie	1998
2	Marcy Harper	2013
2	Beth DiPietro	2006
2	Lexi Davis	2014
2	Renee Sease	1997
2	Holly Currie	2005
2	Jennifer Lofton	2000
2	Anna Thompson	2008
2	Beth DiPietro	2005
2	Shelby Lowe	2022

APPEARANCES

TOT.	PLAYER	YEAR
1. 23	Holly Currie	2006
2. 22	Kristen Keyes	2002
3. 21	Kristen Keyes	2004
4. 20	Holly Currie	2005
20	Kristen Keyes	2003
20	Rachael Walters	2015
7. 19	Anna Thompson	2007
19	Beth DiPietro	2006
19	Lexi Davis	2014
10. 18	Nicole Groves	1999
18	Ashlee Swindle	2019
18	Lauren Schmalz	2012
18	Kaylee Carlson	2017
18	Jaime Rasmussen	2000

GAMES STARTED

TOT.	PLAYER	YEAR
1. 18	Holly Currie	2006
2. 17	Kristen Keyes	2004
3. 16	Holly Currie	2005
4. 15	Kaylee Carlson	2017
15	Lexi Davis	2014
15	Brenda Espinoza	1997
15	Kristen Keyes	2003
15	Denisse Montalvo	1999
9. 14	Shelby Lowe	2021
14	Jaime Rasmussen	2000
14	Kristen Keyes	2002

COMPLETE GAMES

TOT.	PLAYER	YEAR
1. 15	Kaylee Carlson	2017
2. 13	Kristen Keyes	2004
13	Kristen Keyes	2002
4. 11	Holly Currie	2005
11	Lexi Davis	2014
6. 10	Shelby Lowe	2021
7. 9	Holly Currie	2006
9	Beth DiPietro	2005
9	Anna Thompson	2009
10. 8	Jenee Loree	2009
8	Nicole Groves	1999
8	Anna Thompson	2007
8	Maddie Penta	2022
8	Kaylee Carlson	2018
8	Kristen Keyes	2003

GAMES FINISHED

TOT.	PLAYER	YEAR
1. 14	Renee Sease	1997
2. 13	Mary Petrie	2001
3. 12	Mary Petrie	1998
4. 11	Angel Bunner	2008
5. 9	Ashlee Swindle	2019
6. 8	Angel Bunner	2012
8	Rachael Walters	2015
8. 7	Brittany Day	2006
7	Mary Petrie	2000
7	Lauren Schmalz	2012
7	Beth DiPietro	2004
7	Marcy Harper	2013
7	Brittany Day	2007
7	KK Dismukes	2022

SHUTOUTS

TOT.	PLAYER	YEAR
1. 6	Kristen Keyes	2004
2. 5	Holly Currie	2005
3. 3	Kristen Keyes	2003
3	Holly Currie	2006
3	Anna Thompson	2007
3	Kaylee Carlson	2017
3	Brenda Espinoza	1997
3	Kristen Keyes	2002
9. 2	Nicole Groves	1999
2	Denisse Montalvo	1999
2	Angel Bunner	2011
2	Kaylee Carlson	2018
2	Jennifer Lofton	2001
2	Kaylee Carlson	2016
2	Janet Spivey	2003
2	Brittany Day	2008

COMBINED SHUTOUTS

TOT.	PLAYER	YEAR
1. 3	Kaylee Carlson	2016
2. 2	Janet Spivey	2003
2	Rachael Walters	2015
2	Kristen Keyes	2003
2	Lexi Davis	2015
2	Rachael Walters	2016
2	Kristen Keyes	2004

**INNINGS PITCHED**

TOT.	PLAYER	YEAR	
1.	119.1	Kristen Keyes	2004
2.	112.1	Holly Currie	2006
3.	109.1	Kaylee Carlson	2017
4.	103.0	Kristen Keyes	2002
5.	100.1	Shelby Lowe	2021
6.	99.1	Lexi Davis	2014
7.	97.1	Kristen Keyes	2003
8.	96.1	Holly Currie	2005
9.	92.2	Anna Thompson	2007
10.	87.2	Brenda Espinoza	1997

HITS ALLOWED (MIN. 60 IP)

TOT.	PLAYER	YEAR	
1.	46	Jenee Loree (66.1 IP)	2012
2.	51	Anna Thompson (62.2 IP)	2008
3.	57	Lauren Schmalz (61.0 IP)	2012
4.	59	Anna Thompson (92.2 IP)	2007
5.	61	Angel Bunner (74.2 IP)	2011
6.	63	Kristen Keyes (119.1 IP)	2004
7.	64	Angel Bunner (65.2 IP)	2012
8.	67	Denisse Montalvo (62.1 IP)	1998
9.	68	Anna Thompson (85.2 IP)	2009
	68	Janet Spivey (68.0 IP)	2003
	68	Lauren Schmalz (60.0 IP)	2011
	68	Rachael Walters (62.1 IP)	2015

RUNS ALLOWED (MIN. 60 IP)

TOT.	PLAYER	YEAR	
1.	24	Angel Bunner (74.2 IP)	2011
2.	29	Anna Thompson (62.2 IP)	2008
3.	27	Lauren Schmalz (61.0 IP)	2012
	27	Kaylee Carlson (86.1 IP)	2018
5.	30	Shelby Lowe (100.1 IP)	2021
6.	32	Kristen Keyes (119.1 IP)	2004
	32	Denisse Montalvo (62.1 IP)	1998
8.	33	Jenee Loree (66.1 IP)	2012
9.	34	Beth DiPietro (84.2 IP)	2005
10.	35	Denisse Montalvo (73.2 IP)	1997
	35	Janet Spivey (68.0 IP)	2003

EARNED RUNS ALLOWED (MIN. 60 IP)

TOT.	PLAYER	YEAR	
1.	20	Angel Bunner (74.2 IP)	2011
2.	21	Beth DiPietro (64.1 IP)	2006
	21	Jenee Loree (66.1 IP)	2012
4.	22	Lauren Schmalz (61.0 IP)	2012
5.	23	Nicole Groves (86.2 IP)	1999
	23	Anna Thompson (62.2 IP)	2008
	23	Kaylee Carlson (86.1 IP)	2018
8.	25	Shelby Lowe (100.1 IP)	2021
	25	Anna Thompson (92.2 IP)	2007
	25	Denisse Montalvo (62.1 IP)	1998
	25	Kaylee Carlson (109.1 IP)	2017

WALKS ALLOWED (MIN. 60 IP)

TOT.	PLAYER	YEAR	
1.	14	Angel Bunner (65.2 IP)	2012
2.	17	Brenda Espinoza (87.2 IP)	1997
	17	Janet Spivey (68.0 IP)	2003
	17	Anna Thompson (62.2 IP)	2008
5.	19	Lauren Schmalz (61.0 IP)	2012
6.	18	Jaime Rasmussen (83.0 IP)	2000
7.	20	Jaime Rasmussen (63.1 IP)	2001
	20	Kaylee Carlson (86.1 IP)	2018
9.	21	Shelby Lowe (100.1 IP)	2021
	21	Angel Bunner (74.2 IP)	2011



Behind a gutsy relief effort to earn the victory and a game-saving throw to the plate, Angel Bunner secured the series win over No. 4 Georgia in 2011, Auburn's first over a top-five opponent.

STRIKEOUTS

TOT.	PLAYER	YEAR	
1.	143	Kristen Keyes	2004
2.	136	Anna Thompson	2007
3.	115	Kristen Keyes	2003
4.	110	Holly Currie	2006
5.	104	Holly Currie	2005
6.	99	Kristen Keyes	2002
7.	94	Anna Thompson	2010
8.	93	Shelby Lowe	2021
9.	90	Maddie Penta	2022
10.	89	Anna Thompson	2009
	89	Anna Thompson	2008

STRIKEOUTS LOOKING

TOT.	PLAYER	YEAR	
1.	45	Anna Thompson	2007
2.	42	Kristen Keyes	2004
3.	37	Kristen Keyes	2003
4.	28	Anna Thompson	2010
	28	Denisse Montalvo	1999
6.	25	Anna Thompson	2009
7.	24	Denisse Montalvo	1997
	24	Jenee Loree	2009
9.	23	Shelby Lowe	2021
	23	Beth DiPietro	2005

FEWEST HR ALLOWED (MIN. 70 IP)

TOT.	PLAYER	YEAR	
1.	2	Brenda Espinoza (87.2 IP)	1997
2.	2	Jenee Loree (66.1 IP)	2012
3.	3	Nicole Groves (86.2 IP)	1999
	3	Jaime Rasmussen (83.0 IP)	2000
3	3	Denisse Montalvo (62.1 IP)	1998
3	3	Jennifer Lofton (64.0 IP)	2000
7.	4	Denisse Montalvo (73.2 IP)	1997
8.	5	Kristen Keyes (103.0 IP)	2002
	5	Beth DiPietro (84.2 IP)	2005
	5	Angel Bunner (74.2 IP)	2011
	5	Jennifer Lofton (61.0 IP)	2002

BATTERS FACED

TOT.	PLAYER	YEAR	
1.	498	Holly Currie	2006
2.	463	Kristen Keyes	2004
3.	459	Kristen Keyes	2002
4.	448	Kaylee Carlson	2017
5.	443	Lexi Davis	2014
6.	425	Holly Currie	2005
7.	423	Kristen Keyes	2003
8.	404	Shelby Lowe	2021
9.	392	Anna Thompson	2007
10.	388	Jaime Rasmussen	2000
	388	Brenda Espinoza	1997

AT BATS AGAINST

TOT.	PLAYER	YEAR	
1.	425	Holly Currie	2006
2.	420	Kaylee Carlson	2017
3.	411	Kristen Keyes	2004
4.	385	Lexi Davis	2014
5.	379	Kristen Keyes	2002
6.	367	Shelby Lowe	2021
7.	356	Kristen Keyes	2003
8.	355	Brenda Espinoza	1997
9.	354	Jaime Rasmussen	2000
10.	352	Holly Currie	2005

FIELDING RECORDS**FIELDING PCT. (MIN. 70 CHANCES)**

TOT.	PLAYER	YEAR	
1.	1.000	McKenzie Kilpatrick (65-11-0)	2014
	1.000	Brooke Lathan (43-28-0)	2013
	1.000	Heather Garrison (74-6-0)	2006
	1.000	Amber Harrison (70-5-0)	2010
	1.000	Morgan Estell (120-6-0)	2013
	1.000	Elizabeth Eisterhold (150-16-0)	2009
	1.000	Kasey Cooper (22-54-0)	2014
	1.000	Emily Carosone (54-32-0)	2015
9.	.995	Deni Zeigler (178-12-1)	2002
10.	.994	Elizabeth Eisterhold (152-20-1)	2010

STOLEN BASE AGAINST PCT. (MIN. 5 ATT.)

TOT.	PLAYER	YEAR	
1.	.182	Beth DiPietro (2-11)	2005
2.	.429	Carlee Wallace (3-7)	2015
	.429	Beth DiPietro (6-14)	2006
4.	.444	Lauren Schmalz (4-9)	2011
5.	.560	Sara Dean (14-25)	2005
6.	.571	Shelby Lowe (8-14)	2021
	.571	Jenee Loree (4-7)	2012
	.571	Brittany Day (4-7)	2008
9.	.583	Angel Bunner (7-12)	2010
10.	.600	Elizabeth Eisterhold (12-20)	2012
	.600	Kaylee Carlson (3-5)	2016

**CHANCES**

TOT.	PLAYER	YEAR
1. 229	Sara Dean	2004
2. 222	Kendall Veach	2017
3. 220	Tatiana Fernandez	2008
4. 215	Sara Dean	2005
5. 214	Deni Zeigler	2003
6. 212	Caitlin Jordan	2012
212	Mary Petrie	2000
8. 200	Tatiana Fernandez	2006
9. 198	Becky Cleary	1997
198	Mary Petrie	1999

PUTOUTS

TOT.	PLAYER	YEAR
1. 209	Kendall Veach	2017
2. 207	Sara Dean	2004
3. 204	Tatiana Fernandez	2008
4. 196	Caitlin Jordan	2012
5. 193	Mary Petrie	1999
193	Mary Petrie	2000
7. 190	Deni Zeigler	2003
8. 186	Sara Dean	2005
9. 181	Becky Cleary	1997
10. 178	Deni Zeigler	2002

ASSISTS

TOT.	PLAYER	YEAR
1. 69	Lauren Guzman	2012
2. 67	Amy Dalsing	1997
67	Jodie Van Ooyen	2000
4. 63	Casey McCrackin	2018
63	Kyndall White	2011
6. 62	Haley Fagan	2015
7. 61	Lauren Guzman	2010
8. 60	Ashley Camp	1997
60	Kimball Pratt	2001
10. 58	Jen Kraemer	1999

DOUBLE PLAYS TURNED

TOT.	PLAYER	YEAR
1. 18	Kendall Veach	2017
2. 16	Jade Rhodes	2016
3. 12	Jade Rhodes	2015
4. 11	Emily Carosone	2014
11	Caitlin Jordan	2012
6. 9	Haley Fagan	2017
9	Casey McCrackin	2018
9	Emily Carosone	2016
9. 8 (9x)	last, Justus Perry	2019
Casey McCrackin	2019	

CAUGHT STEALING BY

TOT.	PLAYER	YEAR
1. 13	Michelle Martin	1999
13	Elizabeth Eisterhold	2010
3. 12	Tatiana Fernandez	2006
4. 11	Sara Dean	2005
5. 10	Kris Heneghan	1997
6. 9	Beth DiPietro	2005
7. 8	Deni Zeigler	2003
8	Michelle Martin	2000
8	Beth DiPietro	2006
8	Tatiana Fernandez	2007
8	Elizabeth Eisterhold	2012

Current student-athletes are listed in **BOLD**.

JUSTUS PERRY**CHRIS STEINER****LEXI DAVIS**



BATTING RECORDS

BATTING AVERAGE (MIN. 400 AB)

TOT.	PLAYER	YEARS
1. .406	Emily Carosone (285-702)	2013-16
2. .387	Kasey Cooper (280-723)	2014-17
3. .367	Morgan Estell (261-712)	2011-15
4. .366	Mary Petrie (229-625)	1998-01
5. .362	Tiffany Howard (260-719)	2013-16
6. .348	Victoria Draper (165-474)	2014-18
7. .340	Ashley Moore (261-767)	1999-02
8. .340	Brannndi Melero (228-671)	2012-15
9. .327	Kim Blair (149-456)	1997-99
10. .326	Jen Kraemer (184-564)	1999-01

SLUGGING PCT. (MIN. 400 AB)

TOT.	PLAYER	YEARS
1. .748	Kasey Cooper (723 AB)	2014-17
2. .679	Emily Carosone (702 AB)	2013-16
3. .635	Mary Petrie (625 AB)	1998-01
4. .584	Brannndi Melero (671 AB)	2012-15
5. .580	Ashley Moore (767 AB)	1999-02
6. .575	Jade Rhodes (558 AB)	2013-16
7. .560	Morgan Estell (712 AB)	2011-15
8. .560	Holly Currie (646 AB)	2004-07
9. .556	Haley Fagan (405 AB)	2014-17
10. .553	Kendall Veach (514 AB)	2016-19

ON BASE PCT. (MIN. 400 AB)

TOT.	PLAYER	YEARS
1. .534	Emily Carosone (702 AB)	2013-16
2. .530	Kasey Cooper (723 AB)	2014-17
3. .490	Morgan Estell (712 AB)	2011-15
4. .446	Mary Petrie (625 AB)	1998-01
5. .441	Carlee Wallace (490 AB)	2015-17
6. .441	Tiffany Howard (719 AB)	2013-16
7. .440	Brannndi Melero (671 AB)	2012-15
8. .440	Kristina McCain (505 AB)	2004-06
9. .423	Victoria Draper (474 AB)	2014-18
10. .422	Ashley Moore (767 AB)	1999-02

STOLEN BASE PCT. (MIN. 30 ATT.)

TOT.	PLAYER	YEARS
1. .902	Makayla Packer (37-41)	2021-Pr.
2. .880	Shannon Anderson (73-83)	2002-04
3. .875	Victoria Draper (56-64)	2014-18
4. .846	Marcella Passarelli (33-39)	1998-01
5. .844	Sara Dean (27-32)	2002-05
6. .833	Chris Steiner (35-42)	1997-99
7. .821	Lauren Guzman (32-39)	2009-12
8. .808	Ashley Griffin (42-52)	2003-06
9. .808	Alyssa Rivera (42-52)	2017-21
10. .794	Kyndall White (27-34)	2008-11

GAMES PLAYED

TOT.	PLAYER	YEARS
1. 257	Kasey Cooper	2014-17
2. 251	Emily Carosone	2013-16
3. 250	Morgan Estell	2011-15
4. 249	Tiffany Howard	2013-16
5. 249	Sara Dean	2002-05
6. 247	Ashley Moore	1999-02
7. 242	Sara Ghezzi	2004-07
8. 241	Ashley Griffin	2003-06
9. 241	Alyssa Rivera	2017-21
10. 236	Deni Zeigler	2000-03
11. 236	Brannndi Melero	2012-15

GAMES STARTED

TOT.	PLAYER	YEARS
1. 256	Kasey Cooper	2014-17
2. 251	Emily Carosone	2013-16
3. 250	Morgan Estell	2011-15
4. 246	Tiffany Howard	2013-16
5. 244	Sara Dean	2002-05
6. 244	Ashley Moore	1999-02
7. 240	Sara Ghezzi	2004-07
8. 240	Ashley Griffin	2003-06
9. 235	Brannndi Melero	2012-15
10. 232	Deni Zeigler	2000-03



A three-time All-American and the first Olympian in program history, Emily Carosone is the only player in program history to end her career with a batting average above .400.

AT BATS

TOT.	PLAYER	YEARS
1. 767	Ashley Moore	1999-02
2. 751	Ashley Griffin	2003-06
3. 723	Kasey Cooper	2014-17
4. 719	Tiffany Howard	2013-16
5. 712	Sara Dean	2002-05
6. 712	Morgan Estell	2011-15
7. 702	Emily Carosone	2013-16
8. 677	Kyndall White	2008-11
9. 676	Lauren Guzman	2009-12
10. 671	Brannndi Melero	2012-15

RUNS SCORED

TOT.	PLAYER	YEARS
1. 267	Emily Carosone	2013-16
2. 232	Kasey Cooper	2014-17
3. 231	Morgan Estell	2011-15
4. 223	Tiffany Howard	2013-16
5. 171	Ashley Moore	1999-02
6. 165	Brannndi Melero	2012-15
7. 155	Victoria Draper	2014-18
8. 147	Ashley Griffin	2003-06
9. 129	Kristina McCain	2004-06
10. 124	Jade Rhodes	2013-16

HITS

TOT.	PLAYER	YEARS
1. 285	Emily Carosone	2013-16
2. 280	Kasey Cooper	2014-17
3. 261	Ashley Moore	1999-02
4. 261	Morgan Estell	2011-15
5. 260	Tiffany Howard	2013-16
6. 229	Mary Petrie	1998-01
7. 228	Brannndi Melero	2012-15
8. 226	Sara Dean	2002-05
9. 212	Ashley Griffin	2003-06
10. 209	Alyssa Rivera	2017-21

DOUBLES

TOT.	PLAYER	YEARS
1. 61	Morgan Estell	2011-15
2. 58	Ashley Moore	1999-02
3. 56	Emily Carosone	2013-16
4. 52	Kasey Cooper	2014-17
5. 46	Ashley Griffin	2003-06
6. 43	Sara Dean	2002-05
7. 43	Holly Currie	2004-07
8. 41	Carlee Wallace	2015-17
9. 41	Kyndall White	2008-11
10. 40	Mary Petrie	1998-01
11. 40	Tatiana Fernandez	2006-09

TRIPLES

TOT.	PLAYER	YEARS
1. 11	Tiffany Howard	2013-16
2. 8	Sara Dean	2002-05
3. 6	Kendall Veach	2016-19
4. 6	Carlee Wallace	2015-17
5. 6	Lauren Guzman	2009-12
6. 5	Aspy Godwin	2019-Pr.
7. 5	Brannndi Melero	2012-15
8. 5	Kyndall White	2008-11
9. 5	Whitney Jordan	2015-17
10. 5	Ashley Griffin	2003-06
11. 5	Brittany Scott	2005-08
12. 5	Myesha Finney	2006-09

HOME RUNS

TOT.	PLAYER	YEARS
1. 67	Kasey Cooper	2014-17
2. 46	Jade Rhodes	2013-16
3. 44	Emily Carosone	2013-16
4. 42	Mary Petrie	1998-01
5. 40	Ashley Moore	1999-02
6. 40	Brannndi Melero	2012-15
7. 39	Kendall Veach	2016-19
8. 36	Holly Currie	2004-07
9. 34	Elizabeth Eisterhold	2009-12
10. 30	Alyssa Rivera	2017-21

RUNS BATTED IN

TOT.	PLAYER	YEARS
1. 270	Kasey Cooper	2014-17
2. 218	Emily Carosone	2013-16
3. 208	Brannndi Melero	2012-15
4. 179	Jade Rhodes	2013-16
5. 160	Mary Petrie	1998-01
6. 151	Holly Currie	2004-07
7. 145	Morgan Estell	2011-15
8. 131	Ashley Moore	1999-02
9. 129	Alyssa Rivera	2017-21
10. 124	Sara Dean	2002-05



INDIVIDUAL CAREER RECORDS



Ending her career as the SEC's RBI leader with a mark that ranks ninth in NCAA history, Kasey Cooper was just the second player in SEC history to amass 250 hits and 250 RBI in a career.

MULTI-HIT GAMES

TOT.	PLAYER	YEARS
1.	79 Kasey Cooper	2014-17
2.	75 Emily Carosone	2013-16
3.	73 Ashley Moore	1999-02
4.	70 Mary Petrie	1998-01
5.	67 Tiffany Howard	2013-16
6.	67 Morgan Estell	2011-15
7.	65 Brannndi Melero	2012-15
8.	55 Sara Dean	2002-05
9.	53 Holly Currie	2004-07
	53 Alyssa Rivera	2017-21

MULTI-RBI GAMES

TOT.	PLAYER	YEARS
1.	70 Kasey Cooper	2014-17
2.	61 Emily Carosone	2013-16
3.	56 Brannndi Melero	2012-15
4.	50 Jade Rhodes	2013-16
5.	38 Mary Petrie	1998-01
6.	35 Carlee Wallace	2015-17
	35 Holly Currie	2004-07
8.	34 Alyssa Rivera	2017-21
9.	33 Morgan Estell	2011-15
	33 Tatiana Fernandez	2006-09
	33 Ashley Moore	1999-02

LONGEST HIT STREAK

TOT.	PLAYER	DATES
1.	24 Ashley Moore	Feb. 22 to Apr. 4, 2001
2.	20 Haley Fagan	Feb. 16 to Mar. 10, 2017
3.	18 Victoria Draper	Feb. 16 to Mar. 10, 2018
4.	16 Kim Blair	Mar. 1 to Mar. 27, 1998
	16 Tiffany Howard	Feb. 8 to Feb. 28, 2015
	16 Kasey Cooper	Feb. 21 to Mar. 20, 2015
7.	15 Sara Dean	Feb. 13 to Mar. 14, 2004
	15 Michelle Martin	May 8, 1999 to Feb. 22, 2000
9.	14 Sara Dean	Apr. 16 to May 13, 2005
10.	13 Mary Petrie	Apr. 15 to May 1, 2000
	13 Mary Petrie	Feb. 22 to Mar. 21, 2001

LONGEST REACHED BASE STREAK

TOT.	PLAYER	DATES
1.	52 Tiffany Howard	May 18, 2014 to Apr. 16, 2015
2.	42 Kasey Cooper	May 30, 2015 to Apr. 8, 2016
3.	41 Emily Carosone	Feb. 18 to May 1, 2015
4.	34 Kasey Cooper	Feb. 5 to Mar. 21, 2015
5.	30 Kristina McCain	May 20, 2004 to Mar. 12, 2005
6.	28 Kristina McCain	Mar. 1 to Apr. 26, 2006
	28 Holly Currie	Apr. 17, 2005 to Feb. 21, 2006
	28 Victoria Draper	May 27, 2017 to Mar. 10, 2018
9.	27 Emily Carosone	Feb. 20 to April 2, 2016
	27 Casey McCrackin	Apr. 14, 2018 to Feb. 23, 2019

TOTAL BASES

TOT.	PLAYER	YEARS
1.	541 Kasey Cooper	2014-17
2.	477 Emily Carosone	2013-16
3.	445 Ashley Moore	1999-02
4.	399 Morgan Estell	2011-15
5.	397 Mary Petrie	1998-01
6.	392 Brannndi Melero	2012-15
7.	362 Holly Currie	2004-07
8.	354 Sara Dean	2002-05
9.	338 Alyssa Rivera	2017-21
10.	337 Ashley Griffin	2003-06

WALKS

TOT.	PLAYER	YEARS
1.	212 Kasey Cooper	2014-17
2.	152 Morgan Estell	2011-15
3.	125 Emily Carosone	2013-16
4.	119 Carlee Wallace	2015-17
5.	102 Brannndi Melero	2012-15
6.	93 Kristina McCain	2004-06
7.	92 Holly Currie	2004-07
8.	91 Kendall Veach	2016-19
	91 Tatiana Fernandez	2006-09
10.	89 Mary Petrie	1998-01

INTENTIONAL WALKS

TOT.	PLAYER	YEARS
1.	16 Mary Petrie	1998-01
2.	14 Holly Currie	2004-07
3.	12 Tatiana Fernandez	2006-09
4.	10 Sara Dean	2002-05
	9 Ashley Moore	1999-02
	9 Kendall Veach	2016-19
	9 Morgan Estell	2011-15
8.	7 Kasey Cooper	2014-17
9.	4 Kasey Angulo	2002-03
10.	3 Myesha Finney	2006-09
	3 Lauren Guzman	2009-12

HIT BY PITCH

TOT.	PLAYER	YEARS
1.	85 Emily Carosone	2013-16
2.	67 Myesha Finney	2006-09
3.	40 Justus Perry	2017-21
4.	27 Morgan Estell	2011-15
5.	26 Ashley Moore	1999-02
6.	24 Brannndi Melero	2012-15
	24 Sarah Orozco	1999-00
8.	23 Baylee Stephens	2010-13
9.	21 Tiffany Howard	2013-16
10.	20 Starr Dorsey	2005-06,08

SACRIFICE FLIES

TOT.	PLAYER	YEARS
1.	15 Emily Carosone	2013-16
2.	9 Sara Dean	2002-05
	9 Tannon Snow	2017-20
	9 Courtney Shea	2015-18
5.	8 Michelle Martin	1998-01
	8 Amber Harrison	2009-12
	8 Kasey Cooper	2014-17
	8 Lindsey Garcia	2020-Pr.
9.	7 Kendall Veach	2016-19
	7 Morgan Estell	2011-15
	7 Brannndi Melero	2012-15
	7 Tiffany Howard	2013-16
	7 Carlee Wallace	2015-17

SACRIFICE HITS

TOT.	PLAYER	YEARS
1.	38 Chris Steiner	1997-99
2.	34 Ashley Griffin	2003-06
3.	32 Lauren Guzman	2009-12
4.	29 Shannon Anderson	2002-04
5.	28 Amy Dalsing	1997-99
6.	24 Lauren Walton	2004-07
7.	23 Myesha Finney	2006-09
	23 Jennifer Hammock	2000-03
9.	22 Kimball Pratt	1998-01
	22 Jodie Van Ooyen	2000-03
	22 Lindsey Harrelson	2007-10

STOLEN BASES

TOT.	PLAYER	YEARS
1.	73 Shannon Anderson (73-83)	2002-04
2.	56 Victoria Draper (56-64)	2014-18
3.	42 Ashley Griffin (42-52)	2003-06
	42 Alyssa Rivera (42-52)	2017-21
5.	37 Makayla Packer (37-41)	2021-Pr.
6.	36 Kim Blair (36-46)	1997-99
7.	35 Chris Steiner (35-42)	1997-99
8.	34 Lauren Walton (34-47)	2004-07
9.	33 Marcella Passarelli (30-34)	1998-01
10.	32 Lauren Guzman (32-39)	2009-12

STOLEN BASE ATTEMPTS

TOT.	PLAYER	YEARS
1.	83 Shannon Anderson (73-83)	2002-04
2.	64 Victoria Draper (56-64)	2014-18
3.	52 Ashley Griffin (42-52)	2003-06
	52 Alyssa Rivera (42-52)	2017-21
5.	47 Ashley Moore (31-47)	1999-02
	47 Lauren Walton (34-47)	2004-07
7.	46 Kim Blair (36-46)	1997-99
8.	42 Kristina McCain (30-42)	2004-06
	42 Chris Steiner (35-42)	1997-99
10.	41 Makayla Packer (37-41)	2021-Pr.

PITCHING RECORDS

ERA	(MIN. 350 IP)	PLAYER	YEARS
1.	1.60	Makayla Martin (485.1 IP)	2016-19
2.	1.61	Kaylee Carlson (520.2 IP)	2016-18
3.	1.77	Kristen Keyes (637.0 IP)	2002-04
4.	1.87	Anna Thompson (713.0 IP)	2007-10
5.	1.96	Beth DiPietro (418.0 IP)	2004-06
6.	2.01	Holly Currie (644.0 IP)	2004-07
7.	2.24	Angel Bunner (459.0 IP)	2008-12
8.	2.31	Lauren Schmalz (351.1 IP)	2008-12
9.	2.32	Jenee Loree (480.2 IP)	2009-12
10.	2.48	Jennifer Lofton (420.2 IP)	2000-02

**OPP. BATTING AVG. (MIN. 350 IP)**

TOT.	PLAYER	YEARS
1. .172	Anna Thompson (713.0 IP)	2007-10
2. .181	Kristen Keyes (637.0 IP)	2002-04
3. .191	Holly Currie (644.0 IP)	2004-07
4. .211	Jenee Loree (480.2 IP)	2009-12
5. .215	Kaylee Carlson (520.2 IP)	2016-18
6. .219	Makayla Martin (485.1 IP)	2016-19
7. .226	Angel Bunner (459.0 IP)	2008-12
8. .227	Beth DiPietro (418.0 IP)	2004-06
9. .233	Marcy Harper (469.0 IP)	2013-16
10. .236	Lauren Schmalz (351.1 IP)	2008-12

WALKS/7 INN. (MIN. 350 IP)

TOT.	PLAYER	YEARS
1. 1.59	Angel Bunner (459.0 IP)	2008-12
2. 1.64	Kaylee Carlson (520.2 IP)	2016-18
3. 1.98	Makayla Martin (485.1 IP)	2016-19
4. 2.11	Lauren Schmalz (351.1 IP)	2008-12
5. 2.13	Jaime Rasmussen (371.2 IP)	1999-01
6. 2.35	Anna Thompson (713.0 IP)	2007-10
7. 2.48	Kristen Keyes (637.0 IP)	2002-04
8. 2.55	Jennifer Lofton (420.2 IP)	2000-02
9. 2.75	Jenee Loree (480.2 IP)	2009-12
10. 2.94	Lexi Davis (545.2 IP)	2013-16

STRIKEOUTS/7 INN. (MIN. 350 IP)

TOT.	PLAYER	YEARS
1. 10.58	Anna Thompson (713.0 IP)	2007-10
2. 8.50	Holly Currie (644.0 IP)	2004-07
3. 7.99	Kristen Keyes (637.0 IP)	2002-04
4. 7.25	Lauren Schmalz (351.1 IP)	2008-12
5. 6.99	Jenee Loree (480.2 IP)	2009-12
6. 5.83	Beth DiPietro (418.0 IP)	2004-06
7. 5.78	Denisse Montalvo (412.2 IP)	1997-99
8. 5.36	Marcy Harper (469.0 IP)	2013-16
9. 5.05	Makayla Martin (485.1 IP)	2016-19
10. 4.99	Jennifer Lofton (420.2 IP)	2000-02

WINS

TOT.	PLAYER	YEARS
1. 67	Kaylee Carlson (67-14)	2016-18
2. 63	Lexi Davis (63-25)	2013-16
3. 61	Makayla Martin (61-19)	2016-19
4. 60	Holly Currie (60-39)	2004-07
60	Kristen Keyes (60-40)	2002-04
6. 59	Anna Thompson (59-54)	2007-10
7. 52	Marcy Harper (52-22)	2013-16
8. 45	Beth DiPietro (45-17)	2004-06
9. 43	Angel Bunner (43-21)	2008-12
10. 36	Jenee Loree (36-30)	2009-12

SAVES

TOT.	PLAYER	YEARS
1. 13	Anna Thompson	2007-10
2. 11	Holly Currie	2004-07
11	Kristen Keyes	2002-04
4. 8	Kaylee Carlson	2016-18
8	Beth DiPietro	2004-06
8	Lauren Schmalz	2008-12
7. 7	Mary Petrie	1998-01
8. 6	Jennifer Lofton	2000-02
6	Angel Bunner	2008-12
6	Rachael Walters	2015-16
6	Shelby Lowe	2021-Pr.

APPEARANCES

TOT.	PLAYER	YEARS
1. 151	Anna Thompson	2007-10
2. 143	Holly Currie	2004-07
3. 134	Lexi Davis	2013-16
4. 125	Kristen Keyes	2002-04
5. 118	Angel Bunner	2008-12
6. 117	Jenee Loree	2009-12
117	Marcy Harper	2013-16
8. 110	Makayla Martin	2016-19
9. 106	Kaylee Carlson	2016-18
10. 100	Beth DiPietro	2004-06

GAMES STARTED

TOT.	PLAYER	YEARS
1. 105	Holly Currie	2004-07
2. 94	Anna Thompson	2007-10
3. 90	Lexi Davis	2013-16
4. 88	Kristen Keyes	2002-04
5. 85	Kaylee Carlson	2016-18
6. 83	Marcy Harper	2013-16
83	Jenee Loree	2009-12
8. 80	Makayla Martin	2016-19
9. 65	Denisse Montalvo	1997-99
10. 63	Beth DiPietro	2004-06

COMPLETE GAMES

TOT.	PLAYER	YEARS
1. 64	Kristen Keyes	2002-04
2. 54	Anna Thompson	2007-10
3. 50	Holly Currie	2004-07
4. 44	Kaylee Carlson	2016-18
5. 37	Lexi Davis	2013-16
6. 35	Beth DiPietro	2004-06
7. 32	Jenee Loree	2009-12
32	Makayla Martin	2016-19
9. 30	Marcy Harper	2013-16
10. 29	Denisse Montalvo	1997-99

GAMES FINISHED

TOT.	PLAYER	YEARS
1. 53	Mary Petrie	1998-01
2. 50	Angel Bunner	2008-12
3. 49	Anna Thompson	2007-10
4. 41	Ashlee Swindle	2017-20
5. 40	Rachael Walters	2015-16
6. 38	KK Dismukes	2020-22
7. 35	Lexi Davis	2013-16
35	Holly Currie	2004-07
9. 34	Kristen Keyes	2002-04
10. 32	Beth DiPietro	2004-06

SHUTOUTS

TOT.	PLAYER	YEARS
1. 13	Kristen Keyes	2004
1. 23	Kristen Keyes	2002-04
23	Holly Currie	2004-07
3. 18	Anna Thompson	2007-10
4. 16	Makayla Martin	2016-19
5. 14	Kaylee Carlson	2016-18
6. 13	Beth DiPietro	2004-06
7. 11	Jenee Loree	2009-12
11	Lexi Davis	2013-16
9. 10	Angel Bunner	2008-12
10. 7	Jaime Rasmussen	1999-01
7	Jennifer Lofton	2000-02
7	Lauren Schmalz	2008-12



Behind an "iron woman" performance in the circle, Maddie Penta set the program's record for consecutive winning decisions after picking up the victory over a stretch of nine straight games during the 2022 season.

COMBINED SHUTOUTS

TOT.	PLAYER	YEARS
1. 19	Kaylee Carlson	2016-18
2. 17	Makayla Martin	2016-19
17	Ashlee Swindle	2017-20
4. 14	Anna Thompson	2007-10
5. 13	Marcy Harper	2013-16
6. 11	Kristen Keyes	2002-04
11	Rachael Walters	2015-16
11	Lexi Davis	2013-16
9. 8	Chardonnay Harris	2018-19
8	Holly Currie	2004-07
8	Kara Bilodeau	2018

CONSECUTIVE SCORELESS INNINGS

TOT.	PLAYER	DATES
1. 41.1	Kristen Keyes	Feb. 20 to Mar. 21, 2004
2. 38.2	Makayla Martin	May 26, 2017 to Feb. 22, 2018
3. 28.0	Kaylee Carlson	Feb. 19 to Mar. 10, 2017
4. 26.1	Kristen Keyes	May 13 to May 20, 2004
5. 26.0	Maddie Penta	Feb. 27 to March 6, 2022
6. 25.2	Holly Currie	Feb. 17 to Feb. 28, 2006
7. 25.0	Anna Thompson	Feb. 14 to Feb. 27, 2009
8. 24.2	Jenee Loree	Mar. 4 to Mar. 18, 2012
9. 24.1	Shelby Lowe	Feb. 13 to Mar. 5, 2021
10. 24.0	Makayla Martin	Feb. 16 to Feb. 26, 2017
24.0	Lexi Davis	Feb. 14 to Feb. 26, 2014

INNINGS PITCHED

TOT.	PLAYER	YEARS
1. 713.0	Anna Thompson	2007-10
2. 644.0	Holly Currie	2004-07
3. 637.0	Kristen Keyes	2002-04
4. 545.2	Lexi Davis	2013-16
5. 520.2	Kaylee Carlson	2016-18
6. 485.1	Makayla Martin	2016-19
7. 480.2	Jenee Loree	2009-12
8. 469.0	Marcy Harper	2013-16
9. 459.0	Angel Bunner	2008-12
10. 420.2	Jennifer Lofton	2000-02

HITS ALLOWED (MIN. 350 IP)

TOT.	PLAYER	YEARS
1. 314	Lauren Schmalz (351.1 IP)	2008-12
2. 350	Beth DiPietro (418.0 IP)	2004-06
3. 375	Jenee Loree (480.2 IP)	2009-12
4. 390	Makayla Martin (485.1 IP)	2016-19
390	Denisse Montalvo (412.2 IP)	1997-99
6. 391	Angel Bunner (459.0 IP)	2008-12
7. 406	Kristen Keyes (637.0 IP)	2002-04
8. 410	Jennifer Lofton (418.0 IP)	2000-02
9. 412	Marcy Harper (469.0 IP)	2013-16
10. 418	Kaylee Carlson (520.2 IP)	2016-18

RUNS ALLOWED (MIN. 350 IP)

TOT.	PLAYER	YEARS
1. 145	Makayla Martin (485.1 IP)	2016-19
2. 156	Kaylee Carlson (520.2 IP)	2016-18
3. 158	Lauren Schmalz (351.1 IP)	2008-12
4. 164	Jennifer Lofton (418.0 IP)	2000-02
5. 188	Angel Bunner (459.0 IP)	2008-12
6. 202	Kristen Keyes (637.0 IP)	2002-04
7. 208	Jennifer Lofton (418.0 IP)	2000-02
208	Jennifer Lofton (418.0 IP)	2000-02
9. 217	Jenee Loree (480.2 IP)	2009-12
10. 222	Jaime Rasmussen (371.2 IP)	1999-01

EARNED RUNS ALLOWED (MIN. 350 IP)

TOT.	PLAYER	YEARS
1. 111	Makayla Martin (485.1 IP)	2016-19
2. 116	Lauren Schmalz (351.1 IP)	2008-12
3. 117	Jennifer Lofton (418.0 IP)	2000-02
4. 120	Kaylee Carlson (520.2 IP)	2016-18
5. 147	Angel Bunner (459.0 IP)	2008-12
6. 148	Jaime Rasmussen (371.2 IP)	1999-01
7. 149	Jennifer Lofton (418.0 IP)	2000-02
8. 153	Jennifer Lofton (418.0 IP)	2000-02
9. 159	Jenee Loree (480.2 IP)	2009-12
10. 161	Kristen Keyes (637.0 IP)	2002-04

WALKS ALLOWED (MIN. 350 IP)

TOT.	PLAYER	YEARS
1. 104	Angel Bunner (459.0 IP)	2008-12
2. 106	Lauren Schmalz (351.1 IP)	2008-12
3. 113	Jaime Rasmussen (371.2 IP)	1999-01
4. 122	Kaylee Carlson (520.2 IP)	2016-18
5. 137	Makayla Martin (485.1 IP)	2016-19
6. 153	Jennifer Lofton (418.0 IP)	2000-02
7. 178	Jennifer Lofton (418.0 IP)	2000-02
8. 180	Jennifer Lofton (418.0 IP)	2000-02
9. 189	Jenee Loree (480.2 IP)	2009-12
10. 218	Marcy Harper (469.0 IP)	2013-16



With a career mark that still stands eighth in SEC history, Anna Thompson is the only Tiger in program history to surpass 1,000 career strikeouts.

STRIKEOUTS

TOT.	PLAYER	YEARS
1. 1078	Anna Thompson	2007-10
2. 782	Holly Currie	2004-07
3. 727	Kristen Keyes	2002-04
4. 480	Jenee Loree	2009-12
5. 374	Maddie Penta	2021-Pr.
6. 364	Lauren Schmalz	2008-12
7. 359	Marcy Harper	2013-16
9. 350	Makayla Martin	2016-19
9. 348	Beth DiPietro	2004-06
10. 347	Lexi Davis	2013-16

STRIKEOUTS LOOKING

TOT.	PLAYER	YEARS
1. 265	Anna Thompson	2007-10
2. 184	Kristen Keyes	2002-04
3. 153	Holly Currie	2004-07
4. 131	Denisse Montalvo	1997-99
5. 110	Jenee Loree	2009-12
6. 106	Angel Bunner	2008-12
7. 98	Marcy Harper	2013-16
8. 94	Lauren Schmalz	2008-12
9. 80	Jennifer Lofton	2000-02
80	Beth DiPietro	2004-06

FEWEST HR ALLOWED (MIN. 350 IP)

TOT.	PLAYER	YEARS
1. 14	Makayla Martin (485.1 IP)	2016-19
2. 19	Jaime Rasmussen (371.2 IP)	1999-01
3. 22	Jennifer Lofton (418.0 IP)	2000-02
4. 26	Jennifer Lofton (418.0 IP)	2000-02
5. 27	Jennifer Lofton (418.0 IP)	2000-02
6. 33	Kaylee Carlson (520.2 IP)	2016-18
33	Angel Bunner (459.0 IP)	2008-12
8. 34	Jenee Loree (480.2 IP)	2009-12
9. 36	Kristen Keyes (637.0 IP)	2002-04
10. 39	Holly Currie (644.0 IP)	2004-07

BATTERS FACED

TOT.	PLAYER	YEARS
1. 2895	Anna Thompson	2007-10
2. 2752	Holly Currie	2004-07
3. 2608	Kristen Keyes	2002-04
4. 2425	Lexi Davis	2013-16
5. 2110	Kaylee Carlson	2016-18
6. 2086	Jenee Loree	2009-12
7. 2072	Marcy Harper	2013-16
8. 1980	Makayla Martin	2016-19
9. 1930	Angel Bunner	2008-12
10. 1864	Jennifer Lofton	2000-02

AT BATS AGAINST

TOT.	PLAYER	YEARS
1. 2543	Anna Thompson	2007-10
2. 2314	Holly Currie	2004-07
3. 2239	Kristen Keyes	2002-04
4. 2112	Lexi Davis	2013-16
5. 1947	Kaylee Carlson	2016-18
6. 1780	Makayla Martin	2016-19
7. 1775	Jenee Loree	2009-12
8. 1765	Marcy Harper	2013-16
9. 1731	Angel Bunner	2008-12
10. 1614	Jennifer Lofton	2000-02

FIELDING RECORDS
FIELDING PCT. (MIN. 400 CHANCES)

TOT.	PLAYER	YEAR
1. .994	Elizabeth Eisterhold (1414-152-9)	2009-12
2. .991	Jade Rhodes (1305-44-12)	2013-16
3. .990	Courtney Shea (510-58-6)	2015-18
4. .989	Sara Dean (978-110-12)	2002-05
5. .988	Justus Perry (1212-36-15)	2017-21
6. .985	Michelle Martin (790-104-14)	1998-01
7. .984	Aspyn Godwin (585-45-10)	2019-Pr.
.984	Tatiana Fernandez (1185-143-22)	2006-09
9. .983	Carlee Wallace (519-52-10)	2015-17
10. .983	Kasey Angulo (515-51-10)	2002-03

STOLEN BASE AGAINST PCT. (MIN. 30 ATT.)

TOT.	PLAYER	YEARS
1. .434	Beth DiPietro (23-53)	2004-06
2. .563	Lauren Schmalz (27-48)	2008-12
3. .598	Sara Dean (61-102)	2002-05
4. .620	Elizabeth Eisterhold (114-184)	2009-12
5. .633	Makayla Martin (31-49)	2016-19
6. .657	Carlee Wallace (44-67)	2015-17
7. .671	Jenee Loree (49-73)	2009-12
8. .676	Tatiana Fernandez (115-170)	2006-09
9. .679	Kristen Keyes (57-84)	2002-04
10. .681	Anna Thompson (77-113)	2007-10

CHANCES

TOT.	PLAYER	YEAR
1. 1575	Elizabeth Eisterhold	2009-12
2. 1377	Mary Petrie	1998-01
3. 1361	Jade Rhodes	2013-16
4. 1350	Tatiana Fernandez	2006-09
5. 1263	Justus Perry	2017-21
6. 1252	Kendall Veach	2016-19
7. 1191	Deni Zeigler	2000-03
8. 1100	Sara Dean	2002-05
9. 908	Michelle Martin	1998-01
10. 866	Emily Carosone	2013-16

**PUTOUTS**

	TOT.	PLAYER	YEAR
1.	1414	Elizabeth Eisterhold	2009-12
2.	1305	Jade Rhodes	2013-16
3.	1212	Justus Perry	2017-21
4.	1211	Mary Petrie	1998-01
5.	1185	Tatiana Fernandez	2006-09
6.	1082	Kendall Veach	2016-19
7.	978	Sara Dean	2002-05
8.	945	Deni Zeigler	2000-03
9.	790	Michelle Martin	1998-01
10.	646	Jorja Bell	2006-08

ASSISTS

	TOT.	PLAYER	YEAR
1.	485	Kasey Cooper	2014-17
2.	432	Emily Carosone	2013-16
3.	391	Lauren Guzman	2009-12
4.	365	Kimball Pratt	1998-01
5.	337	Kyndall White	2008-11
6.	329	Casey McCrackin	2016-19
	329	Ashley Griffin	2003-06
8.	300	Kristina McCain	2004-06
	300	Amy Dalsing	1997-99
10.	271	Haley Fagan	2014-17

DOUBLE PLAYS TURNED

	TOT.	PLAYER	YEAR
1.	98	Jade Rhodes	2013-16
2.	68	Emily Carosone	2013-16
3.	61	Justus Perry	2017-21
3.	53	Kendall Veach	2016-19
4.	52	Kasey Cooper	2014-17
5.	50	Casey McCrackin	2016-19
7.	37	Lauren Guzman	2009-12
8.	36	Mary Petrie	1998-01
9.	34	Haley Fagan	2014-17
10.	29	Kelsey Bogaards	2013-16

RUNNERS PICKED OFF

	TOT.	PLAYER	YEARS
1.	17	Sara Dean	2002-05
2.	11	Elizabeth Eisterhold	2009-12
3.	6	Deni Zeigler	2000-03
	6	Michelle Martin	1998-01
5.	4	Kris Heneghan	1997-99
	4	Tatiana Fernandez	2006-09
7.	2	Carlee Wallace	2015-17
	2	Kendall Veach	2016-19
9.	1	Denisse Montalvo	1997-99
	1	Caitlin Schultze	2010-13
	1	Ashley Camp	1997-98
	1	Aspyn Godwin	2019-Pr.
	1	McKenzie Kilpatrick	2012-15

CAUGHT STEALING BY

	TOT.	PLAYER	YEAR
1.	70	Elizabeth Eisterhold	2009-12
2.	55	Michelle Martin	1998-01
	55	Tatiana Fernandez	2006-09
4.	41	Sara Dean	2002-05
5.	40	Deni Zeigler	2000-03
6.	36	Anna Thompson	2007-10
7.	30	Beth DiPietro	2004-06
8.	29	Holly Currie	2004-07
9.	27	Kristen Keyes	2002-04
10.	25	Kris Heneghan	1997-99

Current student-athletes are listed in **BOLD**.

JADE RHODES**MICHELLE MARTIN****KENDALL VEACH**



BATTING RECORDS

BATTING AVERAGE (MIN. 250 AB)

TOT.	PLAYER	YEARS
1. .385	Emily Carosone (104-270)	2013-16
2. .370	Kasey Cooper (95-257)	2014-17
3. .341	Mary Petrie (110-323)	1998-01
4. .333	Morgan Estell (98-294)	2011-15
5. .323	Tiffany Howard (94-291)	2013-16
6. .322	Sara Dean (111-345)	2002-05
7. .319	Kristina McCain (81-254)	2004-06
8. .310	Brannndi Melero (91-294)	2012-15
9. .308	Ashley Moore (111-360)	1999-02
10. .304	Sara Ghezzi (96-316)	2004-07

SLUGGING PCT. (MIN. 250 AB)

TOT.	PLAYER	YEARS
1. .693	Kasey Cooper (257 AB)	2014-17
2. .644	Mary Petrie (323 AB)	1998-01
3. .630	Emily Carosone (270 AB)	2013-16
4. .544	Brannndi Melero (294 AB)	2012-15
5. .526	Holly Currie (302 AB)	2004-07
6. .522	Ashley Moore (360 AB)	1999-02
.522	Sara Dean (345 AB)	2002-05
8. .466	Morgan Estell (294 AB)	2011-15
9. .460	Tatiana Fernandez (315 AB)	2006-09
10. .457	Kyndall White (311 AB)	2008-11

ON BASE PCT. (MIN. 250 AB)

TOT.	PLAYER	YEARS
1. .533	Kasey Cooper (257 AB)	2014-17
2. .529	Emily Carosone (270 AB)	2013-16
3. .440	Morgan Estell (294 AB)	2011-15
4. .435	Mary Petrie (323 AB)	1998-01
5. .426	Kristina McCain (254 AB)	2004-06
6. .404	Ashley Moore (360 AB)	1999-02
7. .399	Tiffany Howard (291 AB)	2013-16
8. .392	Brannndi Melero (294 AB)	2012-15
9. .386	Holly Currie (302 AB)	2004-07
10. .377	Tatiana Fernandez (315 AB)	2006-09

STOLEN BASE PCT. (MIN. 10 ATT.)

TOT.	PLAYER	YEARS
1. .861	Shannon Anderson (31-36)	2002-04
2. .846	Makayla Packer (11-13)	2021-Pr.
3. .842	Chris Steiner (16-19)	1997-99
4. .800	Emily Carosone (8-10)	2013-16
.800	Kasey Cooper (8-10)	2014-17
.800	Sarah Orozco (8-10)	1999-00
7. .786	Kristina McCain (11-14)	2004-06
8. .778	Ashley Griffin (14-18)	2003-06
.778	Amber Harrison (14-18)	2009-12
10. .733	Victoria Draper (11-15)	2014-18
.733	Alyssa Rivera (11-15)	2017-22
.733	Kim Blair (11-15)	1997-99

GAMES PLAYED

TOT.	PLAYER	YEARS
1. 118	Ashley Moore	1999-02
118	Deni Zeigler	2000-03
3. 117	Sara Dean	2002-05
117	Ashley Griffin	2003-06
5. 116	Sara Ghezzi	2004-07
6. 115	Mary Petrie	1998-01
7. 113	Holly Currie	2004-07
8. 112	Lauren Guzman	2009-12
9. 110	Tatiana Fernandez	2006-09
10. 109	Lauren Walton	2004-07

GAMES STARTED

TOT.	PLAYER	YEARS
1. 118	Deni Zeigler	2000-03
118	Ashley Moore	1999-02
3. 117	Ashley Griffin	2003-06
4. 116	Sara Dean	2002-05
116	Sara Ghezzi	2004-07
6. 114	Mary Petrie	1998-01
7. 112	Lauren Guzman	2009-12
8. 110	Tatiana Fernandez	2006-09
9. 108	Holly Currie	2004-07
10. 106	Amber Harrison	2009-12

AT BATS

TOT.	PLAYER	YEARS
1. 366	Ashley Griffin	2003-06
2. 360	Ashley Moore	1999-02
3. 345	Sara Dean	2002-05
4. 338	Lauren Guzman	2009-12
5. 331	Deni Zeigler	2000-03
6. 323	Mary Petrie	1998-01
7. 316	Sara Ghezzi	2004-07
8. 315	Tatiana Fernandez	2006-09
9. 311	Kyndall White	2008-11
10. 307	Michelle Martin	1998-01

RUNS SCORED

TOT.	PLAYER	YEARS
1. 88	Emily Carosone	2013-16
2. 75	Ashley Moore	1999-02
3. 72	Kasey Cooper	2014-17
4. 69	Ashley Griffin	2003-06
5. 67	Tiffany Howard	2013-16
6. 63	Morgan Estell	2011-15
7. 59	Mary Petrie	1998-01
8. 58	Kristina McCain	2004-06
9. 51	Brannndi Melero	2012-15
10. 44	Jade Rhodes	2013-16

HITS

TOT.	PLAYER	YEARS
1. 111	Sara Dean	2002-05
111	Ashley Moore	1999-02
3. 110	Mary Petrie	1998-01
4. 104	Emily Carosone	2013-16
5. 98	Morgan Estell	2011-15
98	Ashley Griffin	2003-06
7. 96	Sara Ghezzi	2004-07
8. 95	Kasey Cooper	2014-17
9. 94	Tiffany Howard	2013-16
10. 91	Brannndi Melero	2012-15

DOUBLES

TOT.	PLAYER	YEARS
1. 25	Sara Dean	2002-05
2. 22	Ashley Griffin	2003-06
3. 21	Ashley Moore	1999-02
21	Mary Petrie	1998-01
21	Emily Carosone	2013-16
6. 20	Sara Ghezzi	2004-07
7. 19	Morgan Estell	2011-15
8. 17	Deni Zeigler	2000-03
17	Martha Phillips	2001-04
17	Tatiana Fernandez	2006-09



One of the top sluggers against SEC opponents, Mary Petrie is the only Tiger to record 25 career home runs and 80 career RBI in league action.

TRIPLES

TOT.	PLAYER	YEARS
1. 7	Sara Dean	2002-05
2. 5	Lauren Guzman	2009-12
3. 4	Tiffany Howard	2013-16
4. 3	Kendall Veach	2016-19
3	Ashley Griffin	2003-06
3	Lolani Alvarez	2004-05
3	Brittany Scott	2005-08
3	Holly Currie	2004-07
9. 2	Kyndall White	2008-11
2	Tannon Snow	2017-20
2	Brooke Lathan	2012-13
2	Brannndi Melero	2012-15
2	Carlee Wallace	2015-17
2	Chris Steiner	1997-99
2	Ashley Camp	1997-98

HOME RUNS

TOT.	PLAYER	YEARS
1. 25	Mary Petrie	1998-01
2. 23	Kasey Cooper	2014-17
3. 20	Jade Rhodes	2013-16
4. 18	Brannndi Melero	2012-15
18	Ashley Moore	1999-02
6. 17	Holly Currie	2004-07
7. 16	Elizabeth Eisterhold	2009-12
8. 15	Kyndall White	2008-11
15	Emily Carosone	2013-16
10. 14	Kendall Veach	2016-19

RUNS BATTED IN

TOT.	PLAYER	YEARS
1. 86	Mary Petrie	1998-01
2. 73	Brannndi Melero	2012-15
3. 72	Kasey Cooper	2014-17
4. 62	Holly Currie	2004-07
5. 61	Emily Carosone	2013-16
6. 58	Tatiana Fernandez	2006-09
7. 57	Sara Dean	2002-05
8. 54	Jade Rhodes	2013-16
9. 52	Morgan Estell	2011-15
10. 49	Elizabeth Eisterhold	2009-12

**MULTI-HIT GAMES**

TOT.	PLAYER	YEARS
1.	32	Mary Petrie 1998-01
2.	31	Kasey Cooper 2014-17
3.	28	Ashley Moore 1999-02
4.	27	Sara Dean 2002-05
5.	25	Ashley Griffin 2003-06
	25	Emily Carosone 2013-16
7.	24	Lauren Guzman 2009-12
	24	Brannndi Melero 2012-15
	24	Tiffany Howard 2013-16
10.	23	Michelle Martin 1998-01
	23	Kristina McCain 2004-06

MULTI-RBI GAMES

TOT.	PLAYER	YEARS
1.	22	Mary Petrie 1998-01
2.	20	Brannndi Melero 2012-15
3.	18	Kasey Cooper 2014-17
4.	17	Holly Currie 2004-07
	17	Tatiana Fernandez 2006-09
6.	15	Emily Carosone 2013-16
7.	14	Sara Dean 2002-05
	14	Jade Rhodes 2013-16
	14	Kendall Veach 2016-19
10.	13	Elizabeth Eisterhold 2009-12

LONGEST HIT STREAK

TOT.	PLAYER	DATES
1.	14	Kim Blair Apr. 27, 1997 to Apr. 3, 1998
2.	12	Sara Dean Apr. 16 to May 1, 2005
3.	11	Mary Petrie Apr. 11 to May 1, 1998
	11	Ashley Moore Mar. 21 to Apr. 4, 2001
	11	Ashley Griffin Apr. 23, 2005 to Mar. 12, 2006
	11	Tiffany Howard Mar. 26 to Apr. 24, 2016
	11	Mary Petrie April 21 to Mar. 21, 2001
8.	10	Kristina McCain Mar. 19 to Apr. 3, 2005
	10	Sara Ghezzi Apr. 10 to Apr. 27, 2005
	10	Emily Carosone Mar. 29 to Apr. 18, 2015
	10	Alyssa Rivera Apr. 1 to Apr. 22, 2017

LONGEST REACHED BASE STREAK

TOT.	PLAYER	DATES
1.	60	Kasey Cooper Apr. 19, 2014 to Apr. 1, 2017
2.	35	Emily Carosone Apr. 6, 2014 to May 1, 2015
3.	27	Kristina McCain Apr. 23, 2005 to Apr. 22, 2006
4.	24	Morgan Estell May 1, 2011 to Apr. 20, 2013
5.	21	Tiffany Howard Mar. 14 to Apr. 26, 2015
6.	19	Tatiana Fernandez May 6, 2006 to Apr. 1, 2007
7.	18	Sarah Orozco March 24 to April 28, 2000
8.	17	Brannndi Melero May 3, 2014 to Apr. 11, 2015
9.	16	Mary Petrie April 7 to Mar. 18, 2001
	16	Ashley Moore Apr. 15, 2001 to Mar. 17, 2002
	16	Caitlin Jordan Apr. 29, 2012 to Apr. 7, 2013

TOTAL BASES

TOT.	PLAYER	YEARS
1.	208	Mary Petrie 1998-01
2.	188	Ashley Moore 1999-02
3.	180	Sara Dean 2002-05
4.	178	Kasey Cooper 2014-17
5.	170	Emily Carosone 2013-16
6.	160	Brannndi Melero 2012-15
7.	159	Holly Currie 2004-07
8.	156	Ashley Griffin 2003-06
9.	145	Tatiana Fernandez 2006-09
10.	142	Kyndall White 2008-11

WALKS

TOT.	PLAYER	YEARS
1.	84	Kasey Cooper 2014-17
2.	54	Mary Petrie 1998-01
3.	50	Emily Carosone 2013-16
4.	49	Morgan Estell 2011-15
5.	48	Holly Currie 2004-07
6.	45	Tatiana Fernandez 2006-09
7.	44	Kristina McCain 2004-06
8.	42	Amber Harrison 2009-12
9.	41	Ashley Moore 1999-02
10.	36	Elizabeth Eisterhold 2009-12

INTENTIONAL WALKS

TOT.	PLAYER	YEARS
1.	11	Mary Petrie 1998-01
2.	8	Tatiana Fernandez 2006-09
	8	Sara Dean 2002-05
4.	7	Ashley Moore 1999-02
	7	Holly Currie 2004-07
	7	Kendall Veach 2016-19
7.	6	Morgan Estell 2011-15
8.	4	Kasey Cooper 2014-17
9.	3	Kasey Angulo 2002-03
10.	2	Brannndi Melero 2012-15
	2	Jade Rhodes 2013-16
	2	Ashley Camp 1997-98

HIT BY PITCH

TOT.	PLAYER	YEARS
1.	37	Emily Carosone 2013-16
2.	33	Myesha Finney 2006-09
3.	18	Baylee Stephens 2010-13
4.	17	Ashley Moore 1999-02
5.	14	Sarah Orozco 1999-00
6.	12	Morgan Estell 2011-15
7.	9	Kasey Cooper 2014-17
8.	8	Lauren Guzman 2009-12
	8	Jorja Bell 2006-08
	8	Jenna Abbott 2014-17
	8	Makayla Packer 2021-Pr.

SACRIFICE FLIES

TOT.	PLAYER	YEARS
1.	6	Morgan Estell 2011-15
2.	5	Michelle Martin 1998-01
	5	Amber Harrison 2009-12
	5	Myesha Finney 2006-09
5.	4	Emily Carosone 2013-16
	4	Jenna Abbott 2014-17
	4	Sara Dean 2002-05
	4	Mary Petrie 1998-01
9.	3	Jennifer Page 1997-98
	3	Martha Phillips 2001-04
	3	Tiffany Howard 2013-16
	3	Brannndi Melero 2012-15
	3	Lolani Alvarez 2004-05
	3	Kasey Cooper 2014-17
	3	Casey McCrackin 2016-19

SACRIFICE HITS


TOT.	PLAYER	YEARS
1.	23	Chris Steiner 1997-99
2.	19	Shannon Anderson 2002-04
	19	Ashley Griffin 2003-06
4.	14	Amy Dalsing 1997-99
	14	Lauren Guzman 2009-12
6.	13	Jennifer Hammock 2000-03
7.	12	Krista Clyde 2008-10
	12	Amy Bellanca 1997
9.	11	Myesha Finney 2006-09
	11	Jen Kraemer 1999-01

STOLEN BASES

TOT.	PLAYER	YEARS
1.	31	Shannon Anderson (31-36) 2002-04
2.	16	Chris Steiner (16-19) 1997-99
3.	14	Amber Harrison (14-18) 2009-12
	14	Ashley Griffin (14-18) 2003-06
	14	Lauren Walton (14-21) 2004-07
6.	11	Alyssa Rivera (11-15) 2017-21
	11	Victoria Draper (11-15) 2014-18
	11	Kim Blair (11-15) 1997-99
	11	Kristina McCain (11-14) 2004-06
	11	Makayla Packer (11-13) 2021-Pr.

STOLEN BASE ATTEMPTS

TOT.	PLAYER	YEARS
1.	36	Shannon Anderson (31-36) 2002-04
2.	21	Lauren Walton (14-21) 2004-07
3.	19	Chris Steiner (16-19) 1997-99
4.	18	Amber Harrison (14-18) 2009-12
	18	Ashley Griffin (14-18) 2003-06
6.	16	Ashley Moore (9-16) 1999-02
7.	15	Alyssa Rivera (11-15) 2017-21
	15	Kim Freeland (10-15) 2000-03
	15	Kim Blair (11-15) 1997-99
	15	Victoria Draper (11-15) 2014-18



After only being caught stealing twice in two seasons, Makayla Packer stands second in program history with a .846 stolen base percentage against league opponents and is just one of 11 players in program history to record double-digit steals in SEC play.



PITCHING RECORDS

ERA (MIN. 150 IP)

TOT.	PLAYER	YEARS
1.	1.93 Kaylee Carlson (253.2 IP)	2016-18
2.	2.12 Kristen Keyes (319.2 IP)	2002-04
3.	2.24 Beth DiPietro (175.1 IP)	2004-06
4.	2.58 Anna Thompson (309.0 IP)	2007-10
5.	2.76 Holly Currie (306.1 IP)	2004-07
6.	2.98 Jenee Loree (232.1 IP)	2009-12
7.	3.08 Denisse Montalvo (216.0 IP)	1997-99
8.	3.09 Angel Bunner (237.2 IP)	2008-12
9.	3.34 Lauren Schmalz (165.1 IP)	2008-12
10.	3.39 Jennifer Lofton (150.2 IP)	2000-02

OPP. BATTING AVG. (MIN. 150 IP)

TOT.	PLAYER	YEARS
1.	.193 Kristen Keyes (319.2 IP)	2002-04
2.	.197 Anna Thompson (309.0 IP)	2007-10
3.	.218 Holly Currie (306.1 IP)	2004-07
4.	.224 Kaylee Carlson (253.2 IP)	2016-18
5.	.234 Jenee Loree (232.1 IP)	2009-12
6.	.255 Angel Bunner (237.2 IP)	2008-12
7.	.257 Beth DiPietro (175.1 IP)	2004-06
8.	.272 Jennifer Lofton (150.2 IP)	2000-02
	.272 Marcy Harper (172.0 IP)	2013-16
10.	.273 Lauren Schmalz (165.1 IP)	2008-12

WALKS/7 INN. (MIN. 150 IP)

TOT.	PLAYER	YEARS
1.	1.53 Angel Bunner (237.2 IP)	2008-12
2.	1.88 Kaylee Carlson (253.2 IP)	2016-18
3.	2.01 Jaime Rasmussen (171.0 IP)	1999-01
4.	2.50 Kristen Keyes (319.2 IP)	2002-04
5.	2.58 Lauren Schmalz (165.1 IP)	2008-12
6.	2.74 Jennifer Lofton (150.2 IP)	2000-02
7.	3.01 Anna Thompson (309.0 IP)	2007-10
8.	3.21 Denisse Montalvo (216.0 IP)	1997-99
9.	3.31 Beth DiPietro (175.1 IP)	2004-06
10.	3.34 Jenee Loree (232.1 IP)	2009-12

STRIKEOUTS/7 INN. (MIN. 150 IP)

TOT.	PLAYER	YEARS
1.	9.24 Anna Thompson (309.0 IP)	2007-10
2.	7.82 Kristen Keyes (319.2 IP)	2002-04
3.	6.99 Holly Currie (306.1 IP)	2004-07
4.	6.12 Jenee Loree (232.1 IP)	2009-12
5.	5.67 Lauren Schmalz (165.1 IP)	2008-12
6.	5.61 Denisse Montalvo (216.0 IP)	1997-99
7.	5.07 Beth DiPietro (175.1 IP)	2004-06
8.	4.13 Jennifer Lofton (150.2 IP)	2000-02
9.	4.07 Marcy Harper (172.0 IP)	2013-16
10.	3.95 Angel Bunner (237.2 IP)	2008-12

WINS

TOT.	PLAYER	YEARS
1.	33 Kristen Keyes (33-21)	2002-04
2.	26 Kaylee Carlson (26-10)	2016-18
	26 Holly Currie (26-21)	2004-07
4.	19 Lexi Davis (19-15)	2013-16
	19 Anna Thompson (19-28)	2007-10
6.	17 Angel Bunner (17-17)	2008-12
	17 Beth DiPietro (17-12)	2004-06
8.	14 Makayla Martin (14-9)	2016-19
9.	13 Jenee Loree (13-21)	2009-12
10.	11 Denisse Montalvo (11-17)	1997-99
	11 Marcy Harper (11-14)	2013-16



Behind an All-American performance her senior season, Kaylee Carlson concluded her career as the only Tiger pitcher to record a sub 2.00 earned run average.

SAVES

TOT.	PLAYER	YEARS
1.	5 Anna Thompson	2007-10
	5 Holly Currie	2004-07
	5 Beth DiPietro	2004-06
	5 Kaylee Carlson	2016-18
5.	4 Lauren Schmalz	2008-12
	4 Mary Petrie	1998-01
7.	3 Rachael Walters	2015-16
	3 Marcy Harper	2013-16
	3 Kristen Keyes	2002-04
	3 Shelby Lowe	2021-Pr.

APPEARANCES

TOT.	PLAYER	YEARS
1.	68 Holly Currie	2004-07
2.	63 Kristen Keyes	2002-04
	63 Anna Thompson	2007-10
4.	61 Angel Bunner	2008-12
5.	57 Lexi Davis	2013-16
6.	54 Jenee Loree	2009-12
7.	48 Lauren Schmalz	2008-12
8.	46 Marcy Harper	2013-16
	46 Kaylee Carlson	2016-18
	46 Beth DiPietro	2004-06

GAMES STARTED

TOT.	PLAYER	YEARS
1.	51 Holly Currie	2004-07
2.	46 Kristen Keyes	2002-04
3.	43 Anna Thompson	2007-10
4.	38 Jenee Loree	2009-12
	38 Lexi Davis	2013-16
6.	37 Denisse Montalvo	1997-99
7.	36 Kaylee Carlson	2016-18
8.	29 Angel Bunner	2008-12
	29 Marcy Harper	2013-16
10.	28 Jaime Rasmussen	1999-01

COMPLETE GAMES

TOT.	PLAYER	YEARS
1.	34 Kristen Keyes	2002-04
2.	27 Kaylee Carlson	2016-18
3.	26 Anna Thompson	2007-10
4.	22 Holly Currie	2004-07
5.	18 Denisse Montalvo	1997-99
6.	17 Jenee Loree	2009-12
7.	16 Lexi Davis	2013-16
8.	14 Beth DiPietro	2004-06
9.	11 Jaime Rasmussen	1999-01
	11 Marcy Harper	2013-16

GAMES FINISHED

TOT.	PLAYER	YEARS
1.	34 Mary Petrie	1998-01
2.	27 Angel Bunner	2008-12
3.	18 Beth DiPietro	2004-06
4.	16 Holly Currie	2004-07
	16 Brittany Day	2005-08
	16 Anna Thompson	2007-10
7.	15 Ashlee Swindle	2017-20
8.	14 Jenee Loree	2009-12
	14 Lauren Schmalz	2008-12
	14 Kristen Keyes	2002-04
	14 Renee Sease	1997
	14 Marcy Harper	2013-16

SHUTOUTS

TOT.	PLAYER	YEARS
1.	12 Kristen Keyes	2002-04
2.	9 Holly Currie	2004-07
3.	7 Kaylee Carlson	2016-18
4.	4 Anna Thompson	2007-10
5.	3 Jennifer Lofton	2000-02
	3 Brenda Espinoza	1997-98
	3 Angel Bunner	2008-12
	3 Denisse Montalvo	1997-99
9.	2 Janet Spivey	2003
	2 Marcy Harper	2013-16
	2 Nicole Groves	1999
	2 Brittany Day	2005-08
	2 Beth DiPietro	2004-06
	2 Jenee Loree	2009-12

COMBINED SHUTOUTS

TOT.	PLAYER	YEARS
1.	5 Kristen Keyes	2002-04
2.	4 Rachael Walters	2015-16
	4 Kaylee Carlson	2016-18
4.	3 Lexi Davis	2013-16
5.	2 Beth DiPietro	2004-06
	2 Janet Spivey	2003
	2 Holly Currie	2004-07
	2 Anna Thompson	2007-10
9.	1 (12x) last, Ashlee Swindle	2017-20

CONSECUTIVE SCORELESS INNINGS

TOT.	PLAYER	DATES
1.	28.1 Kristen Keyes	Mar. 13 to Mar. 21, 2004
2.	21.1 Holly Currie	Apr. 27, 2005 to Mar. 12, 2006
3.	20.2 Kaylee Carlson	Mar. 18 to Mar. 30, 2018
4.	20.1 Jenee Loree	Apr. 21 to Apr. 29, 2012
5.	19.1 Holly Currie	Apr. 17 to Apr. 27, 2005
	19.1 Kaylee Carlson	Mar. 14 to Mar. 26, 2016
7.	18.2 Kristen Keyes	Apr. 13 to Apr. 27, 2002
8.	18.0 Kristen Keyes	Mar. 16 to Mar. 29, 2003
	18.0 Kristen Keyes	Apr. 5 to Apr. 13, 2003
	18.0 Beth DiPietro	Apr. 17, 2004 to Mar. 19, 2005

**INNINGS PITCHED**

TOT.	PLAYER	YEARS
1. 319.2	Kristen Keyes	2002-04
2. 309.0	Anna Thompson	2007-10
3. 306.1	Holly Currie	2004-07
4. 253.2	Kaylee Carlson	2016-18
5. 238.0	Lexi Davis	2013-16
6. 237.2	Angel Bunner	2008-12
7. 232.1	Jenee Loree	2009-12
8. 216.0	Denisse Montalvo	1997-99
9. 175.1	Beth DiPietro	2004-06
10. 172.0	Marcy Harper	2013-16

HITS ALLOWED (MIN. 150 IP)

TOT.	PLAYER	YEARS
1. 164	Jennifer Lofton (150.2 IP)	2000-02
2. 171	Beth DiPietro (175.1 IP)	2004-06
3. 178	Lauren Schmalz (165.1 IP)	2008-12
4. 182	Marcy Harper (172.0 IP)	2013-16
5. 204	Jenee Loree (232.1 IP)	2009-12
6. 216	Kaylee Carlson (253.2 IP)	2016-17
7. 221	Kristen Keyes (319.2 IP)	2002-04
8. 226	Anna Thompson (309.0 IP)	2007-10
9. 233	Denisse Montalvo (216.0 IP)	1997-99
10. 238	Angel Bunner (237.2 IP)	2008-12

RUNS ALLOWED (MIN. 150 IP)

TOT.	PLAYER	YEARS
1. 82	Beth DiPietro (175.1 IP)	2004-06
2. 86	Kaylee Carlson (253.2 IP)	2016-17
3. 97	Jennifer Lofton (150.2 IP)	2000-02
4. 107	Lauren Schmalz (165.1 IP)	2008-12
5. 118	Denisse Montalvo (216.0 IP)	1997-99
6. 120	Kristen Keyes (319.2 IP)	2002-04
7. 125	Marcy Harper (172.0 IP)	2013-16
8. 130	Angel Bunner (237.2 IP)	2008-12
9. 137	Jenee Loree (232.1 IP)	2009-12
10. 139	Jaime Rasmussen (171.0 IP)	1999-01

EARNED RUNS ALLOWED (MIN. 150 IP)

TOT.	PLAYER	YEARS
1. 56	Beth DiPietro (175.1 IP)	2004-06
2. 70	Kaylee Carlson (253.2 IP)	2016-17
3. 73	Jennifer Lofton (150.2 IP)	2000-02
4. 79	Lauren Schmalz (165.1 IP)	2008-12
5. 95	Denisse Montalvo (216.0 IP)	1997-99
95	Jaime Rasmussen (171.0 IP)	1999-01
7. 97	Kristen Keyes (319.2 IP)	2002-04
8. 99	Jenee Loree (232.1 IP)	2009-12
9. 105	Angel Bunner (237.2 IP)	2008-12
10. 114	Anna Thompson	2007-10

WALKS ALLOWED (MIN. 150 IP)

TOT.	PLAYER	YEARS
1. 49	Jaime Rasmussen (171.0 IP)	1999-01
2. 52	Angel Bunner (237.2 IP)	2008-12
3. 59	Jennifer Lofton (150.2 IP)	2000-02
4. 61	Lauren Schmalz (165.1 IP)	2008-12
5. 68	Kaylee Carlson (253.2 IP)	2016-17
6. 83	Beth DiPietro (175.1 IP)	2004-06
7. 99	Denisse Montalvo (216.0 IP)	1997-99
8. 102	Marcy Harper (172.0 IP)	2013-16
9. 111	Jenee Loree (232.1 IP)	2009-12
10. 114	Kristen Keyes (319.2 IP)	2002-04

STRIKEOUTS

TOT.	PLAYER	YEARS
1. 408	Anna Thompson	2007-10
2. 357	Kristen Keyes	2002-04
3. 306	Holly Currie	2004-07
4. 203	Jenee Loree	2009-12
5. 173	Denisse Montalvo	1997-99
6. 134	Angel Bunner	2008-12
134	Lauren Schmalz	2008-12
8. 131	Shelby Lowe	2021-Pr.
9. 129	Kaylee Carlson	2016-18
10. 127	Beth DiPietro	2004-06

STRIKEOUTS LOOKING

TOT.	PLAYER	YEARS
1. 114	Anna Thompson	2007-10
2. 96	Kristen Keyes	2002-04
3. 63	Denisse Montalvo	1997-99
4. 55	Holly Currie	2004-07
5. 48	Jenee Loree	2009-12
6. 44	Angel Bunner	2008-12
7. 35	Lauren Schmalz	2008-12
8. 34	Beth DiPietro	2004-06
9. 33	Shelby Lowe	2021-Pr.
10. 27	Kaylee Carlson	2016-18

FEWEST HR ALLOWED (MIN. 150 IP)

TOT.	PLAYER	YEARS
1. 8	Jennifer Lofton (150.2 IP)	2000-02
2. 11	Beth DiPietro (175.1 IP)	2004-06
3. 13	Denisse Montalvo (216.0 IP)	1997-99
4. 15	Jaime Rasmussen (171.0 IP)	1999-01
5. 18	Jenee Loree (232.1 IP)	2009-12
6. 21	Kristen Keyes (319.2 IP)	2002-04
7. 23	Kaylee Carlson (253.2 IP)	2016-17
8. 26	Angel Bunner (237.2 IP)	2008-12
26	Holly Currie (306.1 IP)	2004-07
10. 27	Lauren Schmalz (165.1 IP)	2008-12

BATTERS FACED

TOT.	PLAYER	YEARS
1. 1364	Holly Currie	2004-07
2. 1345	Kristen Keyes	2002-04
3. 1329	Anna Thompson	2007-10
4. 1125	Lexi Davis	2013-16
5. 1050	Kaylee Carlson	2016-18
6. 1048	Jenee Loree	2009-12
7. 1041	Angel Bunner	2008-12
8. 999	Denisse Montalvo	1997-99
9. 833	Jaime Rasmussen	1999-01
10. 807	Marcy Harper	2013-16

**AT BATS AGAINST**

TOT.	PLAYER	YEARS
1. 1146	Kristen Keyes	2002-04
1146	Anna Thompson	2007-10
3. 1140	Holly Currie	2004-07
4. 965	Kaylee Carlson	2016-18
5. 959	Lexi Davis	2013-16
6. 933	Angel Bunner	2008-12
7. 873	Jenee Loree	2009-12
8. 850	Denisse Montalvo	1997-99
9. 745	Jaime Rasmussen	1999-01
10. 668	Marcy Harper	2013-16

FIELDING RECORDS**FIELDING PCT. (MIN. 300 CHANCES)**

TOT.	PLAYER	YEAR
1. .992	Elizabeth Eisterhold (569-66-5)	2009-12
2. .990	Jade Rhodes (465-17-5)	2013-16
3. .987	Justus Perry (451-13-6)	2017-21
.987	Sara Dean (406-47-6)	2002-05
5. .981	Michelle Martin (323-48-7)	1998-01
.981	Emily Carosone (177-175-7)	2013-16
7. .980	Mary Petrie (656-65-15)	1998-01
8. .977	Casey McCrackin (155-149-7)	2016-19
.977	Kasey Angulo (272-30-7)	2002-03
.977	Kendall Veach (451-55-12)	2016-19

STOLEN BASE AGAINST PCT. (MIN. 10 ATT.)

TOT.	PLAYER	YEARS
1. .357	Beth DiPietro (10-28)	2004-06
2. .571	Shelby Lowe (8-14)	2021-Pr.
3. .654	Lauren Schmalz (17-26)	2008-12
4. .667	Nicole Groves (8-12)	1999
5. .673	Sara Dean (37-55)	2002-05
6. .676	Elizabeth Eisterhold (71-105)	2009-12
7. .679	Brittany Day (19-28)	2005-08
8. .722	Janet Spivey (13-18)	2003
.722	Angel Bunner (26-36)	2008-12
10. .723	Tatiana Fernandez (73-101)	2006-09

CHANCES

TOT.	PLAYER	YEAR
1. 736	Mary Petrie	1998-01
2. 640	Elizabeth Eisterhold	2009-12
3. 577	Tatiana Fernandez	2006-09
4. 555	Deni Zeigler	2000-03
5. 518	Kendall Veach	2016-19
6. 487	Jade Rhodes	2013-16
7. 470	Justus Perry	2017-21
8. 469	Lauren Guzman	2009-12
9. 459	Sara Dean	2002-05
10. 386	Ashley Griffin	2003-06

PUTOUTS

TOT.	PLAYER	YEAR
1. 656	Mary Petrie	1998-01
2. 569	Elizabeth Eisterhold	2009-12
3. 493	Tatiana Fernandez	2006-09
4. 465	Jade Rhodes	2013-16
5. 454	Deni Zeigler	2000-03
6. 451	Justus Perry	2017-21
451	Kendall Veach	2016-19
8. 406	Sara Dean	2002-05
9. 323	Michelle Martin	1998-01
10. 308	Jorja Bell	2006-08

ASSISTS

TOT.	PLAYER	YEAR
1. 228	Lauren Guzman	2009-12
2. 190	Kasey Cooper	2014-17
3. 181	Kyndall White	2008-11
4. 175	Emily Carosone	2013-16
5. 172	Ashley Griffin	2003-06
6. 154	Amy Dalsing	1997-99
7. 152	Kristina McCain	2004-06
8. 149	Casey McCrackin	2016-19
9. 139	Kimball Pratt	1998-01
10. 123	Jen Kraemer	1999-01

DOUBLE PLAYS TURNED

TOT.	PLAYER	YEAR
1. 37	Jade Rhodes	2013-16
2. 29	Emily Carosone	2013-16
3. 23	Casey McCrackin	2016-19
23	Kendall Veach	2016-19
5. 20	Justus Perry	2017-21
20	Lauren Guzman	2009-12
7. 19	Mary Petrie	1998-01
19	Kasey Cooper	2014-17
9. 14	Amy Dalsing	1997-99
14	Haley Fagan	2014-17

RUNNERS PICKED OFF

TOT.	PLAYER	YEARS
1. 6	Sara Dean	2002-05
2. 5	Elizabeth Eisterhold	2009-12
3. 4	Deni Zeigler	2000-03
4. 2	Kendall Veach	2016-19
2	Tatiana Fernandez	2006-09
6. 1	Aspyn Godwin	2019-Pr.
1	Kris Heneghan	1997-99
1	McKenzie Kilpatrick	2012-15
1	Denisse Montalvo	1997-99
1	Michelle Martin	1998-01
1	Carlee Wallace	2015-17

CAUGHT STEALING BY

TOT.	PLAYER	YEAR
1. 34	Elizabeth Eisterhold	2009-12
2. 28	Tatiana Fernandez	2006-09
3. 27	Michelle Martin	1998-01
4. 18	Sara Dean	2002-05
18	Beth DiPietro	2004-06
6. 14	Deni Zeigler	2000-03
14	Anna Thompson	2007-10
8. 13	Kris Heneghan	1997-99
9. 12	Jenee Loree	2009-12
10. 11	Jaime Rasmussen	1999-01
11	Holly Currie	2004-07

Current student-athletes are listed in **BOLD**.



PERFECT GAMES [2]

1. Holly Currie vs. College of Charleston Feb. 11, 2005
2. Kaylee Carlson vs. Ohio Mar. 18, 2017

NO-HITTERS [29]

1. Brenda Espinoza vs. Jacksonville State Feb. 26, 1997
2. D. Montalvo & M. Petrie vs. AA&M Feb. 14, 1999
3. Kristen Keyes vs. Georgia Tech Apr. 23, 2003
4. Holly Currie vs. College of Charleston Feb. 11, 2005
5. Holly Currie vs. Mercer Feb. 18, 2006
6. Holly Currie vs. Missouri Feb. 24, 2006
7. Beth DiPietro vs. Florida Mar. 28, 2006
8. Holly Currie vs. Tennessee Tech Apr. 3, 2006
9. Holly Currie vs. Ole Miss May 6, 2006
10. Holly Currie vs. Marist May 19, 2006
11. Holly Currie vs. Georgia State Feb. 14, 2007
12. Jenee Loree vs. Texas A&M-CC Feb. 6, 2009
13. Jenee Loree vs. Austin Peay Feb. 21, 2009
14. Anna Thompson vs. Louisiana Tech Mar. 5, 2010
15. Jenee Loree vs. IPFW Feb. 11, 2012
16. Jenee Loree vs. Presbyterian Mar. 11, 2012
17. Marcy Harper vs. Savannah State Mar. 14, 2013
18. Marcy Harper vs. Radford Mar. 14, 2014
19. Lexi Davis vs. IPFW Mar. 14, 2014
20. Marcy Harper vs. Savannah State Mar. 14, 2014
21. Marcy Harper vs. Appalachian State Feb. 11, 2016
22. Rachael Walters vs. Samford Mar. 16, 2016
23. M. Martin & A. Swindle vs. Yale Feb. 25, 2017
24. Kaylee Carlson vs. Ohio State Mar. 18, 2017
25. Makayla Martin vs. Maryland Feb. 18, 2018
26. Maddie Penta vs. Southeast Missouri St. Feb. 13, 2021
27. Maddie Penta vs. IUPUI Feb. 27, 2021
28. Shelby Lowe vs. St. John's Feb. 11, 2022
29. M. Penta & K. Dismukes vs. North Carolina A&T March 4, 2022




Maddie Penta set the program record for consecutive strikeouts with 16 straight in her no-hit performance against IUPUI on Feb. 27, 2021.



Kaylee Carlson tossed just the second perfect game in program history on March 18, 2017 against Ohio State.



Marcy Harper pitched back-to-back no-hitters on March 14 and 15, 2014. Her latter vs. Savannah State was the third-straight no-hitter for the team. Harper finished her collegiate career with four no-hitters.



Holly Currie holds the program record with seven career no-hitters. Five alone came in her 2006 campaign, also a school record for a single season.




ALL-TIME RESULTS



RESULTS

YEAR	COACH	OVERALL				SEC				SEC FINISH
		W	L	T	PCT.	W	L	T	PCT.	
1997	Tina Deese	34	35	0	.493	15	15	0	.500	3rd SEC West, 6th overall
1998	Tina Deese	16	40	0	.286	6	20	0	.231	6th SEC West, 10th overall
1999	Tina Deese	27	32	1	.458	11	19	0	.367	5th SEC West, 9th overall
2000	Tina Deese	34	31	0	.523	10	19	0	.345	5th SEC West, 8th overall
2001	Tina Deese	31	32	0	.492	10	20	0	.333	5th SEC West, 8th overall
2002	Tina Deese	38	27	0	.585	15	15	0	.500	3rd SEC West, 5th overall
2003	Tina Deese	26	31	0	.456	13	16	0	.448	3rd SEC West, 7th overall
2004	Tina Deese	42	18	0	.700	19	10	0	.655	2nd SEC West, 4th overall
2005	Tina Deese	50	18	0	.735	21	8	0	.724	2nd SEC West, 3rd overall
2006	Tina Deese	36	22	0	.621	21	8	0	.724	3rd SEC West, 6th overall
2007	Tina Deese	26	30	0	.464	10	18	0	.357	5th SEC West, 9th overall
2008	Tina Deese	38	22	0	.633	13	14	0	.481	3rd SEC West, 6th overall
2009	Tina Deese	30	29	0	.508	9	19	0	.321	4th SEC West, 9th overall
2010	Tina Deese	31	26	0	.544	11	17	0	.393	3rd SEC West, 7th overall
2011	Tina Deese	40	19	0	.678	15	13	0	.536	3rd SEC West, 7th overall
2012	Tina Deese	33	23	0	.589	12	16	0	.429	3rd SEC West, 7th overall
2013	Tina Deese	30	23	0	.566	7	17	0	.292	6th SEC West, 12th overall
2014	Clint Myers	42	19	1	.685	11	13	0	.458	2nd overall
2015	Clint Myers	56	11	0	.836	18	6	0	.750	2nd overall (tournament champs)
2016	Clint Myers	58	12	0	.829	16	7	0	.696	3rd overall (tournament champs)
2017	Clint Myers	49	12	0	.803	17	7	0	.708	2nd overall
2018	Mickey Dean	41	17	0	.707	11	12	0	.478	9th overall
2019	Mickey Dean	39	21	0	.650	10	14	0	.417	10th overall
2020*	Mickey Dean	16	11	0	.593	0	3	0	.000	12th overall
2021	Mickey Dean	27	24	0	.529	7	17	0	.292	12th overall
2022	Mickey Dean	40	17	0	.702	11	13	0	.458	10th overall
TOTALS	25 SEASONS	930	602	2	.607	312	356	0	.467	2 TOURNAMENT TITLES

*The 2020 season was suspended on March 12 due to the COVID-19 pandemic.



The 2016 Auburn Softball Women's College World Series team in Oklahoma City, Okla.



1997 34-35 (15-15 SEC)

12-10 H • 15-11 A • 7-14 N		TINA DEESE
DATE	OPPONENT	RESULT
Feb. 18	at Samford	W, 4-2 (10)
Feb. 18	at Samford	W, 4-3
ARIZONA STATE CLASSIC (TEMPE, ARIZ.)		
Feb. 21	vs. No. 6 Iowa	L, 7-5 (8)
Feb. 21	vs. Michigan State	L, 5-3
Feb. 22	vs. Michigan State	L, 4-3
Feb. 22	vs. No. 21 Notre Dame	L, 4-2
Feb. 22	vs. Toledo	W, 6-1
Feb. 23	vs. Wisconsin	L, 8-4
Feb. 23	vs. Wisconsin	L, 2-0
Feb. 26	JACKSONVILLE STATE	W, 7-0
Feb. 26	JACKSONVILLE STATE	W, 3-0
FAU INVITATIONAL (BOCA RATON, FLA.)		
Mar. 1	at FAU	L, 4-2
Mar. 1	vs. Central Michigan	L, 5-0
Mar. 1	vs. Harvard	W, 6-5
Mar. 2	vs. Central Michigan	W, 2-0
Mar. 2	vs. Harvard	L, 5-4
Mar. 2	at FAU	W, 3-1
Mar. 3	vs. Harvard	L, 9-4
Mar. 3	at FAU	L, 7-0
Mar. 7	at Charleston Southern	W, 5-0
Mar. 7	at Charleston Southern	W, 9-1
CHANTICLEER CLASSIC (CONWAY, S.C.)		
Mar. 8	at Coastal Carolina	W, 6-3
Mar. 8	vs. Charlotte	W, 7-3
Mar. 9	vs. Radford	L, 5-4
Mar. 9	at Coastal Carolina	W, 6-5
Mar. 11	at Jacksonville State	W, 5-1
Mar. 11	at Jacksonville State	L, 2-0
Mar. 15 *	LSU	L, 5-0
Mar. 15 *	LSU	L, 4-1
Mar. 16 *	LSU	L, 5-4
Mar. 16 *	LSU	L, 8-2
Mar. 21 *	TENNESSEE	L, 6-2
Mar. 21 *	TENNESSEE	L, 8-2
Mar. 23 *	KENTUCKY	W, 5-4 (9)
Mar. 23 *	KENTUCKY	W, 5-0
BUZZ CLASSIC (ATLANTA, GA.)		
Mar. 28	vs. Canisius	L, 3-1
Mar. 28	vs. Middle Tennessee	L, 10-5
Mar. 29	at Georgia Tech	L, 4-0
Mar. 29	vs. Youngstown State	W, 9-8
Apr. 2 *	at Alabama	W, 1-0 (9)
Apr. 2 *	at Alabama	L, 4-3
Apr. 5 *	ARKANSAS	W, 7-6 (10)
Apr. 5 *	ARKANSAS	W, 2-1 (8)
Apr. 6 *	ARKANSAS	W, 2-0
Apr. 6 *	ARKANSAS	W, 9-0
Apr. 11	FLORIDA A&M	L, 3-2
Apr. 11	FLORIDA A&M	W, 9-1
Apr. 13 *	FLORIDA	L, 3-1
Apr. 13 *	FLORIDA	W, 5-2
Apr. 16 *	ALABAMA	L, 3-1
Apr. 16 *	ALABAMA	W, 3-2 (8)
Apr. 19 *	at Ole Miss	W, 7-4
Apr. 19 *	at Ole Miss	W, 4-2
Apr. 20 *	at Ole Miss	W, 9-4
Apr. 20 *	at Ole Miss	L, 5-0
Apr. 25 *	at Georgia	L, 1-0
Apr. 25 *	at Georgia	W, 6-4 (8)
Apr. 27 *	at No. 3 South Carolina	L, 4-0
Apr. 27 *	at No. 3 South Carolina	L, 4-2
May 2	No. 17 FLORIDA STATE	L, 2-0 (11)
May 2	No. 17 FLORIDA STATE	W, 2-1 (8)
May 3 *	at Mississippi State	L, 6-3
May 3 *	at Mississippi State	L, 4-0
May 4 *	at Mississippi State	W, 5-4
May 4 *	at Mississippi State	W, 4-1
SEC TOURNAMENT (COLUMBUS, GA.)		
May 9	vs. Tennessee	W, 2-0
May 9	vs. No. 23 LSU	W, 4-2
May 10	vs. No. 2 South Carolina	L, 9-0
May 10	vs. Florida	L, 7-5

1998 16-40 (6-20 SEC)

7-15 H • 5-16 A • 4-9 N		TINA DEESE
DATE	OPPONENT	RESULT
Feb. 14	LAGRANGE COLLEGE	W, 8-0
Feb. 14	LAGRANGE COLLEGE	W, 9-1
SOUTH FLORIDA TOURNAMENT (TAMPA, FLA.)		
Feb. 20	vs. No. 24 DePaul	L, 1-0
Feb. 20	vs. No. 10 USF	L, 7-0
Feb. 21	vs. No. 9 Kansas	L, 2-0
Feb. 21	vs. Notre Dame	W, 4-2
Feb. 22	vs. No. 24 DePaul	L, 4-0
Feb. 25	SAMFORD	W, 8-0
Feb. 25	SAMFORD	L, 5-4
NFCA LEADOFF CLASSIC (COLUMBUS, GA.)		
Feb. 27	vs. Nebraska	L, 6-3
Feb. 27	vs. No. 18 Minnesota	L, 8-2
Feb. 28	vs. Notre Dame	L, 1-0
Feb. 28	vs. No. 2 Washington	L, 1-0
Mar. 1	vs. No. 22 Texas A&M	W, 1-0
Mar. 1	vs. UMass	W, 4-2
Mar. 3	TROY	L, 7-3
Mar. 3	TROY	L, 4-1
Mar. 6 *	at No. 19 LSU	L, 5-2
Mar. 6 *	at No. 19 LSU	L, 6-3
Mar. 8 *	at No. 19 LSU	L, 4-3
Mar. 11	SOUTHERN ILLINOIS	W, 1-0
Mar. 11	SOUTHERN ILLINOIS	L, 1-0
Mar. 21 *	at Tennessee	L, 6-3
Mar. 21 *	at Tennessee	W, 3-2
Mar. 22 *	at Kentucky	L, 6-1
Mar. 22 *	at Kentucky	W, 9-4
Mar. 23	at Eastern Kentucky	L, 2-1
Mar. 23	at Eastern Kentucky	W, 4-3
SPORTSPUS TOURNAMENT (MIDLOTHIAN, VA.)		
Mar. 27 %	vs. East Carolina	W, 11-3
Mar. 27 %	vs. Virginia	L, 2-1
Mar. 27 %	vs. Elon	L, 2-0
Mar. 28 %	vs. UMBC	L, 6-2
Apr. 3 *	at Arkansas	L, 5-4
Apr. 3 *	at Arkansas	W, 4-2
Apr. 4 *	at Arkansas	L, 5-4
Apr. 4 *	at Arkansas	L, 6-4
Apr. 11 *	at Florida	L, 4-0
Apr. 11 *	at Florida	L, 12-7
Apr. 12	at No. 15 Florida State	L, 5-1
Apr. 12	at No. 15 Florida State	L, 8-3
Apr. 13	at Florida A&M	L, 5-4
Apr. 13	at Florida A&M	W, 6-5
Apr. 18 *	OLE MISS	L, 4-0
Apr. 18 *	OLE MISS	W, 8-0
Apr. 19 *	OLE MISS	L, 4-3
Apr. 19 *	OLE MISS	L, 10-2
Apr. 24 *	GEORGIA	L, 4-1
Apr. 24 *	GEORGIA	L, 3-0
Apr. 26 *	SOUTH CAROLINA	L, 4-2
Apr. 26 *	SOUTH CAROLINA	L, 5-3
Apr. 29 *	at Alabama	W, 6-2
May 1 *	MISSISSIPPI STATE	W, 2-0
May 1 *	MISSISSIPPI STATE	L, 1-0
May 2 *	MISSISSIPPI STATE	L, 6-2
May 2 *	MISSISSIPPI STATE	L, 3-2

1999 27-32-1 (11-19 SEC)

7-12-1 H • 12-13 A • 8-7 N		TINA DEESE
DATE	OPPONENT	RESULT
Feb. 14	ALABAMA A&M	W, 23-0
Feb. 14	ALABAMA A&M	W, 26-0
Feb. 16	GEORGIA STATE	L, 8-0
Feb. 16	GEORGIA STATE	W, 8-0
TEXAS A&M TOURNAMENT (COLLEGE STATION, TEXAS)		
Feb. 19	vs. Penn State	W, 7-3
Feb. 19	at Texas A&M	L, 3-0
Feb. 20	vs. Penn State	W, 3-0
Feb. 20	vs. New Mexico	W, 4-0
Feb. 21	at Texas A&M	L, 3-0
Feb. 21	vs. New Mexico	L, 10-1
Feb. 23	No. 21 FLORIDA STATE	L, 4-2
Feb. 23	No. 21 FLORIDA STATE	T, 0-0
GEORGIA SOUTHERN TOURNAMENT (STATESBORO, GA.)		
Feb. 26	vs. Middle Tennessee	W, 3-2
Feb. 26	vs. Coastal Carolina	W, 10-1
Feb. 27	at Georgia Southern	L, 5-3
Feb. 27	vs. Stetson	W, 4-0
Feb. 28	vs. Middle Tennessee	W, 2-1
Feb. 28	Coastal Carolina	W, 15-3
EASTON SHOWCASE (FULLERTON, CALIF.)		
Mar. 5 %	vs. No. 9 Stanford	L, 9-0
Mar. 5 %	vs. No. 4 Washington	L, 5-3
Mar. 6 %	vs. Portland State	W, 8-0
Mar. 6 %	vs. Pacific	L, 6-2
Mar. 7 %	vs. No. 15 Oregon	L, 6-2
Mar. 7 %	vs. Illinois State	L, 7-4
Mar. 19 *	No. 13 LSU	L, 12-3
Mar. 19 *	No. 13 LSU	L, 4-2
Mar. 20 *	No. 13 LSU	L, 9-1
Mar. 20 *	No. 13 LSU	L, 10-1
Mar. 21	at Alabama A&M	W, 14-1
Mar. 21	at Alabama A&M	W, 13-1
Mar. 26 *	TENNESSEE	L, 7-4
Mar. 26 *	TENNESSEE	W, 4-0
Mar. 28 *	KENTUCKY	L, 7-6
Mar. 28 *	KENTUCKY	W, 9-1
Mar. 30	at Georgia State	L, 2-1
Mar. 30	at Georgia State	L, 7-6
Apr. 2 *	at Alabama	W, 5-1
Apr. 2 *	at Alabama	W, 7-0
Apr. 3 *	at Alabama	L, 3-1
Apr. 3 *	at Alabama	L, 8-3
Apr. 7	at Troy	W, 5-4
Apr. 7	at Troy	W, 7-0
Apr. 9 *	ARKANSAS	L, 1-0
Apr. 9 *	ARKANSAS	L, 3-1
Apr. 10 *	ARKANSAS	L, 4-0
Apr. 10 *	ARKANSAS	L, 4-0
Apr. 18 *	FLORIDA	W, 11-6
Apr. 18 *	FLORIDA	W, 10-2
Apr. 23 *	at Ole Miss	W, 7-6
Apr. 23 *	at Ole Miss	W, 5-0
Apr. 24 *	at Ole Miss	W, 6-5
Apr. 24 *	at Ole Miss	W, 5-2
May 1 *	at Georgia	L, 4-2
May 1 *	at Georgia	W, 8-0
May 2 *	at South Carolina	L, 4-0
May 2 *	at South Carolina	L, 2-1
May 7 *	at Mississippi State	L, 4-3
May 7 *	at Mississippi State	L, 8-0
May 8 *	at Mississippi State	L, 8-0
May 8 *	at Mississippi State	L, 4-3

**2000 34-31 (10-19 SEC)**

20-16 H • 7-11 A • 7-4 N			Tina Deese
DATE	OPPONENT	RESULT	
Feb. 8	UAB	W, 7-3	
UTA TOURNAMENT (GRAND PRAIRIE, TEXAS)			
Feb. 11	vs. Oklahoma State	W, 6-3	
Feb. 11	vs. UTSA	W, 5-0	
Feb. 11	vs. Louisiana Tech	W, 6-0	
Feb. 12	vs. Arkansas	L, 7-4	
Feb. 12	vs. Tulsa	L, 3-2 (8)	
Feb. 15	GEORGIA TECH	W, 3-1	
TIGER INVITATIONAL (AUBURN, ALA.)			
Feb. 18	INDIANA STATE	W, 11-3	
Feb. 18	UAB	L, 5-4	
Feb. 19	WICHITA STATE	W, 7-0	
Feb. 19	JACKSONVILLE STATE	W, 2-0	
Feb. 20	WICHITA STATE	W, 7-3	
Feb. 20	JACKSONVILLE STATE	W, 6-0	
Feb. 22	TROY	W, 8-0	
Feb. 23	SAMFORD	L, 1-0 (8)	
Feb. 23	SAMFORD	L, 4-3	
WAR EAGLE CLASSIC (AUBURN, ALA.)			
Feb. 25	INDIANA	W, 4-3	
Feb. 25	No. 9 MICHIGAN	L, 10-3	
Feb. 26	No. 22 SOUTH CAROLINA	W, 4-2	
Feb. 26	USF	L, 6-1 (9)	
Feb. 27	KENT STATE	L, 1-0	
Mar. 1	LOUISIANA TECH	W, 4-3	
Mar. 1	LOUISIANA TECH	W, 3-0	
Mar. 4 *	No. 18 SOUTH CAROLINA	L, 5-3	
Mar. 4 *	No. 18 SOUTH CAROLINA	W, 4-3	
USF/GLADSTONE TOURNAMENT (TAMPA, FLA.)			
Mar. 10	vs. Creighton	W, 6-2	
Mar. 10	vs. Miami (Ohio)	W, 3-2	
Mar. 12	vs. Akron	W, 4-1	
Mar. 12	vs. Indiana	W, 5-3	
Mar. 17 *	at No. 8 LSU	L, 6-5	
Mar. 17 *	at No. 8 LSU	W, 2-1	
Mar. 18 *	at No. 8 LSU	L, 9-1	
Mar. 18 *	at No. 8 LSU	L, 9-1	
Mar. 20	at SE Louisiana	W, 8-1	
Mar. 24 *	at Kentucky	L, 4-3	
Mar. 24 *	at Kentucky	L, 10-6	
Mar. 25 *	at Tennessee	L, 8-7 (9)	
Mar. 25 *	at Tennessee	W, 18-5	
Mar. 31 *	No. 14 ALABAMA	L, 9-0	
Mar. 31 *	No. 14 ALABAMA	L, 4-1 (8)	
Apr. 1 *	No. 14 ALABAMA	L, 7-1	
Apr. 1 *	No. 14 ALABAMA	L, 14-5	
Apr. 5	MERCER	W, 11-2	
Apr. 5	MERCER	W, 11-3	
Apr. 7 *	at Arkansas	L, 2-0	
Apr. 7 *	at Arkansas	L, 6-2	
Apr. 8 *	at Arkansas	W, 3-1	
Apr. 8 *	at Arkansas	L, 4-2	
Apr. 11 *	at Georgia Tech	L, 4-3 (8)	
Apr. 14 *	at Florida	W, 2-0	
Apr. 15	at Florida State	L, 7-0	
Apr. 15	at Florida State	W, 5-4 (13)	
Apr. 18	at UAB	W, 7-3	
Apr. 21 *	OLE MISS	L, 2-1 (9)	
Apr. 21 *	OLE MISS	W, 4-2	
Apr. 22 *	OLE MISS	W, 6-0	
Apr. 22 *	OLE MISS	L, 6-2	
Apr. 28 *	GEORGIA	W, 3-2	
Apr. 28 *	GEORGIA	W, 7-5	
Apr. 30 *	No. 21 MISSISSIPPI STATE	L, 3-2	
Apr. 30 *	No. 21 MISSISSIPPI STATE	L, 9-4	
May 1 *	No. 21 MISSISSIPPI STATE	W, 5-2	
May 1 *	No. 21 MISSISSIPPI STATE	L, 10-2	
SEC TOURNAMENT (COLUMBUS, GA.)			
May 11	vs. No. 7 LSU	L, 8-0	
May 12	vs. No. 22 Mississippi State	L, 9-3	

2001 31-32 (10-20 SEC)

12-12 H • 9-16 A • 10-4 N			TINA DEESE
DATE	OPPONENT	RESULT	
Feb. 7	at Samford	W, 2-1	
Feb. 7	at Samford	W, 9-1	
TIGER INVITATIONAL (AUBURN, ALA.)			
Feb. 9	PURDUE	W, 7-2	
Feb. 9	SYRACUSE	W, 7-0	
Feb. 10	OHIO STATE	W, 3-2	
Feb. 10	NORTHERN ILLINOIS	W, 7-2	
Feb. 11	OHIO STATE	L, 4-0 (9)	
CHEVRON PARADISE CLASSIC (HONOLULU, HAWAII)			
Feb. 15	vs. UCSB	W, 3-2	
Feb. 15	at Hawaii	W, 3-2	
Feb. 16	vs. Centenary	W, 15-1	
Feb. 16	vs. No. 14 Cal State Fullerton	L, 4-3 (10)	
Feb. 17	at Hawaii	L, 5-0	
Feb. 17	vs. Centenary	W, 8-2	
Feb. 18	vs. UCSB	L, 5-0	
UCSB TOURNAMENT (SANTA BARBARA, CALIF.)			
Feb. 22	at UCSB	W, 2-1	
Feb. 23	vs. Utah	L, 4-3	
Feb. 23	vs. No. 21 Texas A&M	L, 4-3	
Mar. 6	BALL STATE	L, 2-1	
Mar. 6	BALL STATE	W, 3-0	
SAMFORD INVITATIONAL (BIRMINGHAM, ALA.)			
Mar. 9	vs. UAB	W, 6-2	
Mar. 9	vs. Alabama A&M	W, 18-2	
Mar. 10	vs. Ball State	W, 8-3	
Mar. 10	vs. Austin Peay	W, 10-2	
Mar. 10	at Samford	L, 3-2	
Mar. 11	vs. Ball State	W, 9-1	
Mar. 11	at Samford	L, 3-2	
Mar. 14	at Troy	L, 3-1	
Mar. 17 *	at Georgia	W, 4-0	
Mar. 17 *	at Georgia	L, 1-0	
Mar. 18 *	at Georgia	W, 8-2	
Mar. 24 *	ARKANSAS	L, 6-0	
Mar. 24 *	ARKANSAS	L, 5-2	
Mar. 25 *	ARKANSAS	L, 4-3	
Mar. 31 *	at Ole Miss	W, 4-0	
Mar. 31 *	at Ole Miss	W, 13-7 (10)	
Apr. 1 *	at Ole Miss	L, 3-2	
Apr. 4 *	FLORIDA	W, 9-1	
Apr. 4 *	FLORIDA	L, 9-3 (8)	
Apr. 5 *	FLORIDA	W, 6-5	
Apr. 7 *	No. 19 SOUTH CAROLINA	L, 5-3 (10)	
Apr. 7 *	No. 19 SOUTH CAROLINA	L, 10-0	
Apr. 8 *	No. 19 SOUTH CAROLINA	L, 4-3	
Apr. 14 *	at Mississippi State	L, 5-4	
Apr. 14 *	at Mississippi State	L, 7-2	
Apr. 15 *	at Mississippi State	L, 4-3	
Apr. 18 *	at No. 7 Alabama	L, 8-0	
Apr. 18 *	at No. 7 Alabama	L, 6-4	
Apr. 19 *	at No. 7 Alabama	L, 5-1	
Apr. 21 *	TENNESSEE	L, 7-2	
Apr. 21 *	TENNESSEE	W, 5-3	
Apr. 22 *	TENNESSEE	W, 12-1	
Apr. 25	MERCER	W, 7-3	
Apr. 25	MERCER	W, 12-0	
Apr. 28 *	at Kentucky	W, 6-3	
Apr. 28 *	at Kentucky	L, 8-5	
Apr. 29 *	at Kentucky	L, 7-6	
May 5 *	No. 4 LSU	L, 9-0	
May 5 *	No. 4 LSU	L, 6-3	
May 6 *	No. 4 LSU	W, 7-3	
SEC TOURNAMENT (CHATTANOOGA, TENN.)			
May 10	vs. No. 3 LSU	L, 6-0	
May 11	vs. Florida	W, 4-1	
May 12	vs. No. 7 Alabama	W, 5-3	
May 12	vs. No. 4 LSU	L, 4-1	

2002 37-28 (15-15 SEC)

NCAA TALLAHASSEE REGIONAL			TINA DEESE
21-6 H • 10-13 A • 7-8 N			
DATE	OPPONENT	RESULT	
TIGER INVITATIONAL (AUBURN, ALA.)			
Feb. 1	AUSTIN PEAY	W, 12-0	
Feb. 1	SE LOUISIANA	W, 2-1 (8)	
Feb. 2	CHARLESTON SOUTHERN	W, 8-0	
Feb. 2	MERCER	W, 7-0	
Feb. 3	SE LOUISIANA	W, 1-0	
Feb. 3	MERCER	W, 5-1	
Feb. 9	at Mercer	W, 3-2	
Feb. 9	at Mercer	W, 7-3	
ARIZONA PEPSI CLASSIC (TUCSON, ARIZ.)			
Feb. 15	vs. No. 25 USF	W, 7-0	
Feb. 15	vs. Notre Dame	L, 3-2 (10)	
Feb. 16	at No. 1 Arizona	L, 4-0	
Feb. 16	vs. New Mexico State	W, 2-0	
Feb. 19	SAMFORD	W, 4-3	
Feb. 19	SAMFORD	W, 9-1	
GOLDEN PANTHER INVITATIONAL (MIAMI, FLA.)			
Mar. 1	vs. No. 7 Oklahoma	L, 6-2	
Mar. 1	at FIU	W, 3-1	
Mar. 2	vs. No. 20 FAU	L, 4-1	
Mar. 2	vs. Wichita State	W, 4-2	
Mar. 3	at FIU	W, 5-3	
Mar. 6	TROY	W, 4-0	
SEMINOLE INVITATIONAL (TALLAHASSEE, FLA.)			
Mar. 8	vs. Middle Tennessee	L, 9-3	
Mar. 8	vs. Iowa State	L, 4-3	
Mar. 9	at No. 20 Florida State	L, 5-4	
Mar. 9	vs. UMKC	W, 4-2	
Mar. 10	vs. Providence	W, 9-0	
Mar. 10	vs. Middle Tennessee	W, 6-0	
Mar. 13	BALL STATE	W, 9-0	
Mar. 16 *	No. 21 GEORGIA	L, 5-3	
Mar. 16 *	No. 21 GEORGIA	L, 12-2	
Mar. 17 *	No. 21 GEORGIA	L, 8-1	
Mar. 19	GEORGIA TECH	L, 9-1	
Mar. 19	GEORGIA TECH	L, 2-1	
Mar. 23 *	at Arkansas	L, 6-3	
Mar. 23 *	at Arkansas	L, 4-0	
Mar. 24 *	at Arkansas	L, 3-2	
Mar. 26 *	at Florida	W, 8-3	
Mar. 26 *	at Florida	W, 3-2	
Mar. 27 *	at Florida	L, 8-0	
Mar. 30 *	OLE MISS	W, 4-0	
Mar. 30 *	OLE MISS	W, 3-0	
Mar. 31 *	OLE MISS	W, 4-0	
Apr. 6 *	at South Carolina	L, 4-2	
Apr. 6 *	at South Carolina	L, 3-1	
Apr. 7 *	at South Carolina	L, 3-2	
Apr. 13 *	MISSISSIPPI STATE	L, 2-1	
Apr. 13 *	MISSISSIPPI STATE	W, 6-4	
Apr. 14 *	MISSISSIPPI STATE	L, 3-1	
Apr. 20 *	at Tennessee	L, 9-6	
Apr. 20 *	at Tennessee	W, 9-0	
Apr. 21 *	at Tennessee	W, 8-0	
Apr. 22 *	at Middle Tennessee	W, 10-4 (8)	
Apr. 27 *	KENTUCKY	L, 8-5	
Apr. 27 *	KENTUCKY	W, 6-1	
Apr. 28 *	KENTUCKY	W, 17-1	
May 1 *	at No. 3 LSU	L, 8-0	
May 1 *	at No. 3 LSU	W, 2-1	
May 2 *	at No. 3 LSU	L, 5-0	
May 4 *	No. 15 ALABAMA	W, 3-1	
May 4 *	No. 15 ALABAMA	W, 6-4	
May 5 *	No. 15 ALABAMA	W, 3-2	
SEC TOURNAMENT (CHATTANOOGA, TENN.)			
May 9	vs. No. 25 Georgia	L, 4-3	
May 10	vs. Florida	W, 7-1	
May 11	vs. No. 18 Alabama	L, 5-4	
NCAA REGIONAL (TALLAHASSEE, FLA.)			
May 16	at No. 21 Florida State	L, 2-1	
May 17	vs. No. 12 FAU	L, 4-2	



2003 26-31 (13-16 SEC)

11-11 H • 10-15 A • 5-5 N TINA DEESE

DATE	OPPONENT	RESULT
USF/LOUISVILLE SLUGGER TOURNAMENT (TAMPA, FLA.)		
Jan. 31	vs. Northwestern	L, 6-1
Jan. 31	vs. FAU	W, 5-3
Feb. 1	vs. No. 2 Arizona	L, 6-0
Feb. 1	vs. USF	L, 6-4
Feb. 2	vs. Sam Houston State	W, 6-5
Feb. 4	at No. 9 Florida State	L, 8-0
Feb. 4	at No. 9 Florida State	L, 3-2
TIGER INVITATIONAL (AUBURN, ALA.)		
Feb. 7	MERCER	W, 9-2
Feb. 7	UT-CHATTANOOGA	W, 4-1
Feb. 8	MISSOURI	L, 8-3
Feb. 8	MERCER	W, 3-0
Feb. 9	MISSOURI	W, 3-2
Feb. 11	at Samford	L, 1-0
MARDI GRAS TOURNAMENT (MONROE, LA.)		
Feb. 14	vs. SE Louisiana	W, 3-2
Feb. 16	vs. Tulsa	L, 5-0
Feb. 16	vs. UL-Lafayette	L, 9-1
Feb. 18	at Troy	L, 4-3
HOLIDAY INN INVITATIONAL (MACON, GA.)		
Feb. 21	vs. Wright State	W, 8-0
Feb. 21	vs. Lipscomb	L, 1-0
Feb. 22	at Mercer	W, 5-4
Feb. 23	vs. Birmingham-Southern	W, 16-0
Feb. 23	vs. Alabama A&M	W, 12-1
Feb. 25	UAB	L, 4-0
Mar. 4	* FLORIDA	L, 4-0
Mar. 4	* FLORIDA	L, 9-1
Mar. 5	* FLORIDA	W, 3-0
Mar. 8	* at No. 10 Georgia	L, 7-1
Mar. 8	* at No. 10 Georgia	L, 10-0
Mar. 9	* at No. 10 Georgia	L, 9-4
Mar. 15	* ARKANSAS	L, 4-1
Mar. 16	* ARKANSAS	W, 2-0
Mar. 16	* ARKANSAS	W, 3-2
Mar. 22	* at Ole Miss	W, 3-0
Mar. 22	* at Ole Miss	W, 2-0
Mar. 23	* at Ole Miss	W, 4-0
Mar. 26	at UAB	W, 5-2
Mar. 29	* No. 15 SOUTH CAROLINA	L, 12-1
Mar. 29	* No. 15 SOUTH CAROLINA	W, 2-1
Mar. 30	* No. 15 SOUTH CAROLINA	L, 4-0
Apr. 2	* at No. 18 Alabama	L, 2-1
Apr. 2	* at No. 18 Alabama	L, 4-0
Apr. 3	* at No. 18 Alabama	L, 4-0
Apr. 5	* at Mississippi State	W, 7-3
Apr. 5	* at Mississippi State	L, 7-1
Apr. 12	* TENNESSEE	L, 2-0
Apr. 12	* TENNESSEE	W, 1-0
Apr. 13	* TENNESSEE	W, 4-1
Apr. 18	* at Kentucky	W, 9-1
Apr. 18	* at Kentucky	W, 5-4
Apr. 19	* at Kentucky	W, 1-0
Apr. 23	GEORGIA TECH	W, 1-0
Apr. 26	* No. 11 LSU	L, 2-0
Apr. 26	* No. 11 LSU	L, 5-4
Apr. 27	* No. 11 LSU	L, 10-1
May 2	at Georgia Tech	L, 2-0
SEC TOURNAMENT (PLANT CITY, FLA.)		
May 8	vs. No. 16 Alabama	L, 4-0
May 9	vs. Tennessee	L, 4-3 (9)

2004 42-18 (19-10 SEC)

NCAA STANFORD REGIONAL 19-5 H • 14-8 A • 9-5 N TINA DEESE

DATE	OPPONENT	RESULT
DIAMOND SPORTS FUN AND SUN CLASSIC (MIAMI, FLA.)		
Jan. 30	vs. Florida A&M	W, 6-1
	vs. Illinois State	W, 2-0
GETTERMAN CLASSIC (WACO, TEXAS)		
Feb. 6	vs. Northwestern State	W, 2-0
Feb. 6	vs. North Texas	W, 7-2
Feb. 7	vs. Wichita State	W, 15-0
Feb. 7	vs. Baylor	L, 2-0
Feb. 8	vs. Pacific	L, 2-1
Feb. 11	at Alabama State	W, 13-0
TIGER INVITATIONAL (AUBURN, ALA.)		
Feb. 13	EVANSVILLE	W, 7-0
Feb. 13	AUSTIN PEAY	W, 6-2
Feb. 14	FURMAN	W, 9-1
Feb. 14	FURMAN	W, 3-1
Feb. 15	EVANSVILLE	W, 8-0
Feb. 17	at UAB	W, 4-3
CAMPBELL/CARTIER CLASSIC (SAN DIEGO, CALIF.)		
Feb. 20	vs. Cal State Northridge	L, 3-2
Feb. 20	vs. Sacramento State	W, 6-2
Feb. 21	vs. San Diego State	W, 1-0
Feb. 24	SAMFORD	W, 4-0
Feb. 28	at Birmingham-Southern	W, 6-0
Feb. 28	at Birmingham-Southern	W, 3-1
Mar. 2	TROY	W, 2-0
Mar. 13	* at Arkansas	W, 1-0
Mar. 14	* at Arkansas	W, 9-0
Mar. 14	* at Arkansas	W, 3-0
Mar. 20	* OLE MISS	W, 5-0
Mar. 20	* OLE MISS	W, 9-0
Mar. 21	* OLE MISS	L, 3-1
Mar. 27	* at No. 15 South Carolina	W, 1-0
Mar. 27	* at No. 15 South Carolina	W, 5-1
Mar. 28	* at No. 15 South Carolina	W, 6-5
Mar. 30	* at No. 19 Florida	L, 2-1
Mar. 30	* at No. 19 Florida	L, 3-0
Mar. 31	* at No. 13 Florida	L, 11-3
Apr. 2	* MISSISSIPPI STATE	W, 3-2
Apr. 3	* MISSISSIPPI STATE	W, 7-3
Apr. 3	* MISSISSIPPI STATE	L, 3-2
Apr. 7	at Troy	W, 1-0
Apr. 9	* at No. 12 Tennessee	L, 3-0
Apr. 9	* at No. 12 Tennessee	W, 6-1
Apr. 10	* at No. 12 Tennessee	L, 4-0
Apr. 17	* No. 7 GEORGIA	W, 1-0
Apr. 17	* No. 7 GEORGIA	L, 5-3
Apr. 18	* No. 7 GEORGIA	W, 4-2
Apr. 20	* No. 13 ALABAMA	W, 4-0
Apr. 20	* No. 13 ALABAMA	W, 3-2
Apr. 21	* No. 14 ALABAMA	L, 6-3
Apr. 24	* at No. 6 LSU	W, 2-1
Apr. 24	* at No. 6 LSU	L, 11-0
May 1	* KENTUCKY	W, 6-1
May 1	* KENTUCKY	W, 1-0
May 2	* KENTUCKY	W, 6-0
May 3	No. 2 FLORIDA STATE	W, 1-0
May 3	No. 2 FLORIDA STATE	L, 4-0
SEC TOURNAMENT (TUSCALOOSA, ALA.)		
May 13	vs. No. 15 Alabama	L, 7-1
May 14	vs. South Carolina	W, 2-0
May 15	vs. Mississippi State	W, 4-3
May 15	vs. No. 3 LSU	W, 2-0
May 16	vs. No. 3 LSU	L, 1-0
NCAA REGIONAL (STANFORD, CALIF.)		
May 20	vs. Hofstra	L, 1-0
May 20	vs. No. 16 Fresno State	L, 3-1 (10)

2005 50-18 (21-8 SEC)

NCAA AUBURN REGIONAL 26-5 H • 22-13 A • 2-0 N TINA DEESE

DATE	OPPONENT	RESULT
DIAMOND SPORTS FUN AND SUN CLASSIC (MIAMI, FLA.)		
Feb. 4	vs. No. 21 USF	W, 6-4
Feb. 4	vs. Illinois State	L, 3-2 (8)
Feb. 5	vs. Kentucky	W, 9-1
Feb. 5	at FIU	W, 6-1
Feb. 6	at FIU	L, 4-0
Feb. 9	ALABAMA STATE	W, 19-2
TIGER INVITATIONAL (AUBURN, ALA.)		
Feb. 11	COLLEGE OF CHARLESTON	W, 9-0
Feb. 11	MARSHALL	W, 8-0
Feb. 12	NORTHWESTERN STATE	L, 2-0
Feb. 12	COLLEGE OF CHARLESTON	W, 2-1
Feb. 13	MARSHALL	W, 8-0
Feb. 16	UAB	W, 14-0
WAR EAGLE CLASSIC (AUBURN, ALA.)		
Feb. 18	GARDNER-WEBB	W, 4-0
Feb. 18	BOSTON COLLEGE	L, 4-2
Feb. 19	AUSTIN PEAY	W, 6-0
Feb. 19	BIRMINGHAM-SOUTHERN	W, 8-2
Feb. 20	GARDNER-WEBB	W, 3-0
Feb. 20	BOSTON COLLEGE	W, 7-6
STANFORD INVITATIONAL (PALO ALTO, CALIF.)		
Feb. 25	vs. Sacramento State	W, 2-1
Feb. 25	vs. Texas Tech	W, 4-1
Feb. 26	vs. UC Davis	W, 3-0
Feb. 26	at No. 4 Stanford	L, 9-0
Feb. 27	vs. UAB	W, 8-1
Mar. 2	at Troy	W, 3-2
BUZZ CLASSIC (MARIETTA, GA.)		
Mar. 4	vs. Middle Tennessee	W, 13-1
Mar. 4	vs. Middle Tennessee	W, 7-0
Mar. 5	vs. Georgia Southern	W, 10-0
Mar. 5	vs. Iowa	W, 2-1
Mar. 6	vs. Iowa	L, 16-1
Mar. 12	* ARKANSAS	W, 4-0
Mar. 12	* ARKANSAS	W, 10-1
Mar. 13	* ARKANSAS	W, 10-2
Mar. 19	* at Ole Miss	L, 2-0
Mar. 19	* at Ole Miss	W, 4-0
Mar. 20	* at Ole Miss	W, 4-3
Mar. 22	* at No. 9 Alabama	W, 4-2
Mar. 23	* at No. 9 Alabama	L, 6-4
Mar. 23	* at No. 9 Alabama	L, 4-3
Mar. 26	* SOUTH CAROLINA	W, 10-8
Mar. 26	* SOUTH CAROLINA	W, 11-2
Mar. 29	GEORGIA STATE	W, 4-2
Mar. 30	at Jacksonville State	W, 7-2
Apr. 2	* at Mississippi State	W, 10-2
Apr. 2	* at Mississippi State	L, 4-3
Apr. 3	* at Mississippi State	W, 6-4
Apr. 9	* No. 4 TENNESSEE	L, 5-0
Apr. 9	* No. 4 TENNESSEE	W, 3-1
Apr. 10	* No. 4 TENNESSEE	W, 6-1
Apr. 16	* at No. 11 Georgia	L, 5-4
Apr. 16	* at No. 11 Georgia	L, 4-3 (8)
Apr. 17	* at No. 11 Georgia	W, 8-4
Apr. 23	* LSU	W, 7-4
Apr. 23	* LSU	W, 8-0
Apr. 24	* LSU	W, 2-0
Apr. 26	* No. 16 FLORIDA	W, 5-3
Apr. 26	* No. 16 FLORIDA	W, 6-4
Apr. 27	* No. 16 FLORIDA	W, 6-5
Apr. 30	* at Kentucky	L, 5-2
Apr. 30	* at Kentucky	W, 8-0
May 1	* at Kentucky	W, 10-0
SEC TOURNAMENT (GAINESVILLE, FLA.)		
May 12	vs. South Carolina	W, 8-0
May 13	vs. No. 9 Alabama	L, 9-5
May 14	vs. No. 8 Georgia	L, 7-3
NCAA REGIONAL (AUBURN, ALA.)		
May 20	vs. Florida State	L, 5-0
May 21	vs. Florida A&M	W, 11-2
May 21	vs. Florida State	L, 2-0



2009 30-29 (9-19 SEC)

NCAA ATLANTA REGIONAL		
14-12 H • 8-12 A • 8-5 N	TINA DEESE	
DATE	OPPONENT	RESULT
FIU TOURNAMENT (MIAMI, FLA.)		
Feb. 5	vs. Evansville	W, 4-0
Feb. 6	vs. Jacksonville	W, 5-0
Feb. 6	vs. Texas A&M-CC	W, 2-0
Feb. 7	at FIU	W, 2-1 (9)
Feb. 7	vs. No. 18 North Carolina	W, 6-5
Feb. 8	vs. Louisville	L, 5-3
Feb. 10	at Jacksonville State	W, 5-2
Feb. 11	GEORGIA STATE	W, 6-0
TIGER INVITATIONAL (AUBURN, ALA.)		
Feb. 13	EASTERN KENTUCKY	W, 7-1
Feb. 13	UMKC	W, 11-3
Feb. 14	WESTERN KENTUCKY	W, 5-3 (8)
Feb. 15	MOREHEAD STATE	W, 2-0
Feb. 17	at Troy	W, 3-2 (9)
FIU TOURNAMENT (MIAMI, FLA.)		
Feb. 20	WINTHROP	W, 1-0
Feb. 20	MIDDLE TENNESSEE	W, 4-0
Feb. 21	AUSTIN PEAY	W, 5-0
Feb. 22	PURDUE	L, 3-1
DEMARINI INVITATIONAL (FULLERTON, CALIF.)		
Feb. 27	vs. Nevada	L, 5-1
Feb. 27	vs. No. 11 Cal	W, 4-1
Feb. 28	vs. Cal-Poly	L, 6-0
Feb. 28	vs. Indiana	W, 2-1
Mar. 1	at Cal State Fullerton	W, 6-1
Mar. 3	MERCER	L, 7-6 (9)
Mar. 3	MERCER	L, 1-0
Mar. 7	* OLE MISS	W, 9-8 (13)
Mar. 7	* OLE MISS	W, 4-3
Mar. 8	* OLE MISS	W, 8-5
Mar. 14	* at Kentucky	L, 4-3
Mar. 14	* at Kentucky	L, 8-0 (5)
Mar. 15	* at Kentucky	L, 8-0 (5)
Mar. 17	at Lipscomb	W, 5-1
Mar. 18	at Tennessee State	W, 10-0 (5)
Mar. 18	vs. Alabama State	W, 4-0
Mar. 28	* SOUTH CAROLINA	W, 3-2
Mar. 29	* SOUTH CAROLINA	W, 12-4 (6)
Mar. 29	* SOUTH CAROLINA	L, 5-0
Apr. 1	* No. 1 FLORIDA	L, 3-0
Apr. 1	* No. 1 FLORIDA	L, 7-1
Apr. 4	* at Arkansas	W, 4-3 (8)
Apr. 4	* at Arkansas	L, 4-2
Apr. 5	* at Arkansas	W, 5-4
Apr. 10	* at No. 12 Tennessee	L, 5-2
Apr. 11	* at No. 12 Tennessee	L, 2-1 (11)
Apr. 11	* at No. 12 Tennessee	L, 3-2
Apr. 14	SOUTH ALABAMA	L, 3-1 (10)
Apr. 18	* No. 6 GEORGIA	L, 7-2
Apr. 18	* No. 6 GEORGIA	L, 10-0
Apr. 19	* No. 6 GEORGIA	L, 12-6
Apr. 22	* at Mississippi State	L, 2-1 (10)
Apr. 22	* at Mississippi State	W, 8-3
Apr. 25	* at No. 6 Alabama	L, 8-0 (6)
Apr. 25	* at No. 6 Alabama	L, 4-2 (8)
Apr. 26	* at No. 6 Alabama	L, 6-0
May 2	* No. 20 LSU	L, 3-2
May 2	* No. 20 LSU	W, 6-1
May 3	* No. 20 LSU	L, 4-1
SEC TOURNAMENT (KNOXVILLE, TENN.)		
May 6	vs. No. 1 Florida	L, 3-0
NCAA REGIONAL (ATLANTA, GA.)		
May 15	vs. Iowa	W, 1-0
May 16	at Georgia Tech	L, 4-1
May 17	vs. Boston	L, 5-0

2010 31-26 (11-17 SEC)

NCAA ATLANTA REGIONAL		
18-8 H • 7-11 A • 6-7 N	TINA DEESE	
DATE	OPPONENT	RESULT
KAJIKAWA CLASSIC (TEMPE, ARIZ.)		
Feb. 11	vs. No. 1 Washington	L, 5-0
Feb. 12	at No. 5 Arizona State	L, 14-2 (5)
Feb. 13	vs. Texas Tech	W, 6-1
Feb. 13	vs. Notre Dame	W, 5-2
Feb. 14	vs. Wisconsin	W, 7-0
Feb. 17	at Georgia State	L, 6-5 (8)
TIGER INVITATIONAL (AUBURN, ALA.)		
Feb. 19	OHIO	W, 6-0
Feb. 20	NEBRASKA	W, 2-1
Feb. 20	CENTRAL MICHIGAN	W, 6-2
Feb. 21	SIUE	W, 7-0
NCAA LEADOFF CLASSIC (COLUMBUS, GA.)		
Feb. 26	vs. Kent State	L, 1-0 (8)
Feb. 26	vs. Illinois State	L, 5-4 (9)
Feb. 27	vs. Virginia Tech	W, 2-0
Feb. 27	vs. Southern Illinois	L, 1-0
Feb. 28	vs. N.C. State	W, 2-1
WAR EAGLE CLASSIC (AUBURN, ALA.)		
Mar. 5	LOUISIANA TECH	W, 1-0
Mar. 5	TENNESSEE TECH	W, 9-1
Mar. 6	GARDNER-WEBB	W, 8-0 (5)
Mar. 7	VALPARAISO	W, 6-3 (9)
Mar. 13	* KENTUCKY	W, 3-2
Mar. 14	* KENTUCKY	L, 5-3
Mar. 15	* KENTUCKY	W, 1-0 (9)
Mar. 17	* at No. 6 Florida	L, 7-0
Mar. 17	* at No. 6 Florida	L, 5-4
Mar. 18	at No. 19 Florida State	W, 1-0 (9)
Mar. 20	* at No. 14 LSU	L, 7-0
Mar. 20	* at No. 14 LSU	L, 4-3
Mar. 21	* at No. 14 LSU	L, 4-0
Mar. 27	* at South Carolina	W, 4-1
Mar. 27	* at South Carolina	W, 5-3
Mar. 28	* at South Carolina	W, 11-3 (5)
Mar. 31	TROY	W, 3-1
Apr. 2	* No. 8 ALABAMA	L, 5-1
Apr. 3	* No. 8 ALABAMA	L, 9-1
Apr. 3	* No. 8 ALABAMA	L, 10-2
Apr. 7	SAMFORD	W, 13-0 (5)
Apr. 10	* No. 16 TENNESSEE	W, 2-1
Apr. 10	* No. 16 TENNESSEE	L, 2-1
Apr. 11	* No. 16 TENNESSEE	L, 5-3
Apr. 13	at Mercer	W, 4-0
Apr. 17	* at No. 13 Georgia	L, 7-0
Apr. 17	* at No. 13 Georgia	L, 7-5
Apr. 18	* at No. 13 Georgia	L, 1-0
Apr. 21	* MISSISSIPPI STATE	L, 3-2
Apr. 21	* MISSISSIPPI STATE	L, 2-1
Apr. 24	* at Ole Miss	W, 3-2
Apr. 24	* at Ole Miss	W, 3-0
Apr. 25	* at Ole Miss	L, 6-5
Apr. 27	JACKSONVILLE STATE	W, 8-5
Apr. 28	MIDDLE TENNESSEE	W, 8-0 (5)
May 8	* ARKANSAS	W, 4-3
May 8	* ARKANSAS	W, 3-2 (8)
May 9	* ARKANSAS	W, 2-1
SEC TOURNAMENT (KNOXVILLE, TENN.)		
May 13	vs. No. 5 Florida	L, 9-1 (5)
NCAA REGIONAL (ATLANTA, GA.)		
May 21	vs. Oregon	L, 1-0
May 22	vs. Jacksonville State	W, 15-1
May 22	at No. 8 Georgia Tech	L, 4-1

2011 40-19 (15-13 SEC)

NCAA SEATTLE REGIONAL		
23-8 H • 9-8 A • 8-3 N	TINA DEESE	
DATE	OPPONENT	RESULT
All-ALABAMA CLASSIC (BIRMINGHAM, ALA.)		
Feb. 12	vs. Alabama State	W, 12-1 (5)
Feb. 12	vs. Troy	W, 2-1
Feb. 13	vs. Jacksonville State	W, 6-3
Feb. 13	vs. Samford	W, 5-0
Feb. 17	MCNEESE STATE	W, 7-5
TIGER INVITATIONAL (AUBURN, ALA.)		
Feb. 18	SOUTHERN MISS	W, 3-0
Feb. 18	CAMPBELL	W, 3-1
Feb. 19	WESTERN ILLINOIS	W, 8-1
Feb. 20	WESTERN CAROLINA	W, 7-2
Feb. 23	GEORGIA STATE	W, 4-2
WAR EAGLE CLASSIC (AUBURN, ALA.)		
Feb. 25	GEORGIA SOUTHERN	W, 9-1 (5)
Feb. 25	BELMONT	W, 8-5
Feb. 26	MARSHALL	W, 8-1
Feb. 26	MURRAY STATE	W, 14-2 (6)
Feb. 27	MIDDLE TENNESSEE	W, 10-0 (5)
OKLAHOMA CLASSIC (NORMAN, OKLAHOMA CITY, STILLWATER, OKLA.)		
Mar. 4	at No. 14 Oklahoma	L, 6-0
Mar. 5	vs. UIC	W, 3-2
Mar. 5	vs. No. 19 Oklahoma State	W, 4-3
Mar. 6	at No. 14 Oklahoma State	L, 3-2
Mar. 8	UCONN	W, 8-0 (6)
Mar. 8	FLORIDA STATE	W, 5-3
Mar. 11	* at Arkansas	W, 5-1
Mar. 12	* at Arkansas	W, 9-1 (6)
Mar. 13	* at Arkansas	W, 2-0
Mar. 16	* at No. 3 Alabama	L, 6-1
Mar. 16	* at No. 3 Alabama	L, 8-2
Mar. 18	* SOUTH CAROLINA	W, 9-1 (5)
Mar. 19	* SOUTH CAROLINA	W, 3-0
Mar. 20	* SOUTH CAROLINA	W, 3-2 (9)
Mar. 23	at South Alabama	W, 3-1
Mar. 25	* OLE MISS	W, 4-1
Mar. 26	* OLE MISS	L, 2-1
Mar. 27	* OLE MISS	W, 8-0 (5)
Apr. 1	* at No. 11 Tennessee	L, 2-1 (10)
Apr. 2	* at No. 11 Tennessee	W, 9-1
Apr. 3	* at No. 11 Tennessee	L, 8-0 (6)
Apr. 6	MERCER	L, 3-0
Apr. 6	MERCER	W, 5-0
Apr. 8	* at Mississippi State	L, 4-3
Apr. 9	* at Mississippi State	W, 5-3
Apr. 10	* at Mississippi State	W, 5-4 (8)
Apr. 16	* No. 10 FLORIDA	L, 14-4
Apr. 16	* No. 10 FLORIDA	L, 8-2
Apr. 17	* No. 10 FLORIDA	L, 13-4 (6)
Apr. 20	* No. 23 LSU	L, 7-3
Apr. 20	* No. 23 LSU	L, 1-0
Apr. 23	MISSISSIPPI VALLEY STATE	W, 11-3 (6)
Apr. 23	MISSISSIPPI VALLEY STATE	W, 14-1 (5)
Apr. 29	* No. 4 GEORGIA	L, 6-1
Apr. 30	* No. 4 GEORGIA	W, 3-1
May 1	* No. 4 GEORGIA	W, 3-2
May 6	* at No. 18 Kentucky	W, 5-3 (8)
May 7	* at No. 18 Kentucky	L, 10-2 (6)
May 8	* at No. 18 Kentucky	W, 2-1
SEC TOURNAMENT (OXFORD, MISS.)		
May 12	vs. No. 3 Florida	W, 6-2
May 13	vs. No. 7 Tennessee	L, 2-1
NCAA REGIONAL (SEATTLE, WASH.)		
May 19	vs. BYU	L, 2-1
May 20	vs. Portland State	W, 2-1
May 20	vs. BYU	L, 4-3



2012 33-23 (12-16 SEC)

NCAA AUSTIN REGIONAL		
DATE	OPPONENT	RESULT
Feb. 9	ALABAMA STATE	W, 6-0
TIGER INVITATIONAL (AUBURN, ALA.)		
Feb. 10	BOWLING GREEN	W, 10-2 (5)
Feb. 10	WRIGHT STATE	W, 12-4
Feb. 11	IPFW	W, 2-0
Feb. 12	APPALACHIAN STATE	W, 6-2
SEC/ACC/BIG 12 CHALLENGE (AUBURN, ALA.)		
Feb. 17	No. 15 OKLAHOMA STATE	W, 8-0 (5)
Feb. 19	VIRGINIA TECH	W, 1-0
Feb. 19	No. 23 GEORGIA TECH	W, 12-5
Feb. 22	at Georgia State	W, 9-1 (5)
FLORIDA ATLANTIC TOURNAMENT (BOCA RATON, FLA.)		
Feb. 24	vs. Florida A&M	W, 9-0 (5)
Feb. 24	at FAU	W, 6-1
Feb. 25	vs. Michigan State	W, 4-1
Feb. 25	vs. FIU	W, 2-1
Feb. 26	vs. Loyola Marymount	W, 10-2 (6)
DIAMOND9 CITRUS CLASSIC (ORLANDO, FLA.)		
Mar. 2	vs. Syracuse	W, 5-0
Mar. 2	vs. No. 16 Michigan	L, 4-0
Mar. 3	vs. No. 24 North Carolina	L, 1-0 (8)
Mar. 3	vs. No. 14 UCLA	W, 11-1
Mar. 4	vs. Penn State	L, 3-2
WAR EAGLE CLASSIC (AUBURN, ALA.)		
Mar. 9	& LOUISIANA TECH	W, 3-0
Mar. 9	& GEORGE WASHINGTON	W, 3-0
Mar. 10	& DREXEL	W, 13-0 (5)
Mar. 10	& EVANSVILLE	W, 3-1
Mar. 11	& PRESBYTERIAN	W, 8-0 (5)
Mar. 14	* at LSU	L, 4-1
Mar. 14	* at LSU	W, 2-0
Mar. 16	* at No. 8 Georgia	W, 2-0
Mar. 17	* at No. 8 Georgia	L, 6-3
Mar. 18	* at No. 8 Georgia	L, 4-2
Mar. 21	* at Troy	L, 7-1
Mar. 23	* KENTUCKY	L, 8-4 (8)
Mar. 24	* KENTUCKY	L, 5-2
Mar. 25	* KENTUCKY	W, 2-1
Mar. 27	* No. 2 ALABAMA	L, 4-2
Mar. 27	* No. 2 ALABAMA	L, 5-2
Mar. 30	* at Ole Miss	W, 9-5 (10)
Mar. 31	* at Ole Miss	W, 7-4
Apr. 1	* at Ole Miss	L, 6-1
Apr. 6	* No. 10 TENNESSEE	L, 9-1 (5)
Apr. 7	* No. 10 TENNESSEE	L, 5-3 (10)
Apr. 8	* No. 10 TENNESSEE	L, 6-2
Apr. 13	* at No. 3 Florida	L, 3-2
Apr. 14	* at No. 3 Florida	L, 3-1
Apr. 15	* at No. 3 Florida	L, 5-2
Apr. 20	* ARKANSAS	W, 3-2 (8)
Apr. 21	* ARKANSAS	W, 5-1
Apr. 22	* ARKANSAS	L, 5-1
Apr. 27	* at South Carolina	W, 1-0
Apr. 28	* at South Carolina	W, 3-2
Apr. 29	* at South Carolina	W, 4-1
May 4	* MISSISSIPPI STATE	L, 3-1
May 5	* MISSISSIPPI STATE	W, 4-1
May 6	* MISSISSIPPI STATE	W, 2-1
SEC TOURNAMENT (TUSCALOOSA, ALA.)		
May 10	vs. No. 5 Tennessee	L, 2-1
NCAA REGIONAL (AUSTIN, TEXAS)		
May 18	vs. Houston	L, 2-1
May 19	at No. 8 Texas	L, 6-1

2013 30-23 (7-17 SEC)

22-12 H • 6-9 A • 2-2 N		
DATE	OPPONENT	RESULT
Feb. 8	FURMAN	W, 9-1
Feb. 8	ETSU	W, 11-3
Feb. 9	KENT STATE	W, 5-3
Feb. 10	ARMY	W, 8-0
Feb. 10	AUSTIN PEAY	W, 9-1 (5)
Feb. 13	SAMFORD	W, 2-1
Feb. 14	INDIANA STATE	W, 7-1
TIGER INVITATIONAL (AUBURN, ALA.)		
Feb. 15	TENNESSEE STATE	W, 3-2
Feb. 15	BRYANT	W, 10-0 (5)
Feb. 16	KANSAS	W, 8-5
Feb. 17	UT-CHATTANOOGA	L, 6-4
Feb. 20	GEORGIA STATE	L, 4-1
TEXAS A&M-CC TOURNAMENT (CORPUS CHRISTI, TEXAS)		
Feb. 22	vs. Kansas	L, 11-10
Feb. 22	at Texas A&M-CC	W, 6-4 (5)
Feb. 23	vs. Southern	W, 7-1
Feb. 23	vs. New Mexico	L, 2-1
WAR EAGLE CLASSIC (AUBURN, ALA.)		
Mar. 1	MIDDLE TENNESSEE	W, 7-3
Mar. 1	GARDNER-WEBB	W, 10-0 (5)
Mar. 2	CHARLOTTE	W, 2-1
Mar. 2	MINNESOTA	L, 4-3 (8)
Mar. 3	SOUTHERN	W, 14-0 (5)
Mar. 6	at Alabama State	W, 9-6
Mar. 8	* No. 4 FLORIDA	L, 13-0 (5)
Mar. 9	* No. 4 FLORIDA	W, 5-4
Mar. 10	* No. 4 FLORIDA	L, 2-0
Mar. 12	at Tennessee State	W, 6-1
Mar. 13	at Middle Tennessee	W, 5-2
Mar. 15	* No. 25 GEORGIA	L, 9-3
Mar. 16	* No. 25 GEORGIA	L, 2-0
Mar. 17	* No. 25 GEORGIA	L, 9-8
Mar. 19	FLORIDA STATE	L, 6-3
Mar. 22	* at No. 4 Alabama	L, 8-0 (6)
Mar. 23	* at No. 4 Alabama	W, 7-4
Mar. 24	* at No. 4 Alabama	L, 13-1 (5)
Mar. 29	* at Mississippi State	W, 8-3
Mar. 29	* at Mississippi State	W, 7-5
Mar. 30	* at Mississippi State	L, 4-3
Apr. 5	* OLE MISS	W, 9-0 (6)
Apr. 6	* OLE MISS	W, 2-1
Apr. 7	* OLE MISS	L, 11-9
Apr. 9	SOUTHERN MISS	W, 3-1
Apr. 10	TROY	W, 6-1
Apr. 12	* at No. 3 Tennessee	L, 5-3
Apr. 13	* at No. 3 Tennessee	L, 6-1
Apr. 14	* at No. 3 Tennessee	L, 6-0
Apr. 19	* SOUTH CAROLINA	L, 8-4
Apr. 20	* SOUTH CAROLINA	W, 7-1
Apr. 21	* SOUTH CAROLINA	L, 3-1
Apr. 27	APPALACHIAN STATE	W, 9-0 (5)
Apr. 27	APPALACHIAN STATE	W, 10-0 (5)
May 3	* at Arkansas	L, 6-0
May 4	* at Arkansas	L, 8-7 (8)
May 5	* at Arkansas	L, 5-0

2014 42-19-1 (11-13 SEC)

NCAA MINNEAPOLIS REGIONAL		
DATE	OPPONENT	RESULT
Feb. 6	at Troy	T, 5-5 (6)
PLAINSMAN INVITE (AUBURN, ALA.)		
Feb. 7	NORTH DAKOTA STATE	W, 11-3 (6)
Feb. 8	MOREHEAD STATE	W, 12-0 (5)
Feb. 8	ULM	W, 9-2
Feb. 9	NOTRE DAME	L, 3-2 (8)
Feb. 9	TENNESSEE TECH	W, 8-4
TIGER INVITATIONAL (AUBURN, ALA.)		
Feb. 14	MARSHALL	W, 19-5 (5)
Feb. 14	LOYOLA	W, 11-2 (5)
Feb. 15	NEBRASKA-OMAHA	W, 4-2
Feb. 15	WESTERN ILLINOIS	W, 6-0
Feb. 16	WINTHROP	W, 16-0 (5)
WILSON/DEMARINI CLASSIC (AUBURN, ALA.)		
Feb. 21	JACKSONVILLE STATE	W, 6-5 (9)
Feb. 21	SAMFORD	W, 3-0
Feb. 22	JACKSONVILLE STATE	W, 13-3 (5)
Feb. 23	PURDUE	W, 8-0 (5)
Feb. 26	No. 9 FLORIDA STATE	L, 5-4
DIAMOND 9 CITRUS CLASSIC (ORLANDO, FLA.)		
Feb. 28	vs. No. 4 Oregon	L, 3-0
Feb. 28	vs. Illinois State	W, 3-2
Mar. 1	vs. Syracuse	W, 10-1
Mar. 1	vs. Maryland	W, 16-3 (5)
Mar. 2	vs. Radford	W, 8-0 (5)
Mar. 7	* No. 24 LSU	L, 4-1
Mar. 8	* No. 24 LSU	W, 6-4
Mar. 9	* No. 24 LSU	W, 7-0
Mar. 12	TROY	W, 13-5 (5)
WAR EAGLE CLASSIC (AUBURN, ALA.)		
Mar. 14	RADFORD	W, 9-0 (5)
Mar. 14	IPFW	W, 10-0 (5)
Mar. 15	SAVANNAH STATE	W, 22-0 (5)
Mar. 15	BALL STATE	W, 15-3 (5)
Mar. 19	MURRAY STATE	W, 10-0 (5)
Mar. 19	MURRAY STATE	W, 11-7
Mar. 21	* MISSISSIPPI STATE	W, 11-3 (6)
Mar. 22	* MISSISSIPPI STATE	W, 5-2
Mar. 23	* MISSISSIPPI STATE	L, 5-2
Mar. 26	at Georgia State	W, 16-1 (5)
Mar. 28	* at No. 10 Kentucky	W, 7-6
Mar. 30	* at No. 10 Kentucky	W, 6-4
Mar. 30	* at No. 10 Kentucky	L, 2-1
Apr. 4	* at No. 6 Florida	L, 4-2
Apr. 5	* at No. 6 Florida	L, 7-6
Apr. 6	* at No. 6 Florida	L, 1-0 (8)
Apr. 11	* No. 16 MISSOURI	L, 4-2
Apr. 12	* No. 16 MISSOURI	L, 8-7
Apr. 13	* No. 16 MISSOURI	L, 7-6
Apr. 16	+ vs. No. 6 Alabama	W, 6-2
Apr. 19	* at No. 15 Georgia	L, 11-2 (5)
Apr. 19	* at No. 15 Georgia	L, 8-4
Apr. 20	* at No. 15 Georgia	W, 8-1
Apr. 23	ALABAMA STATE	W, 5-3
Apr. 25	* No. 23 TEXAS A&M	W, 7-6
Apr. 26	* No. 23 TEXAS A&M	W, 6-0
Apr. 27	* No. 23 TEXAS A&M	W, 9-1
May 2	* at South Carolina	W, 5-3
May 3	* at South Carolina	L, 7-4
May 4	* at South Carolina	L, 4-2
SEC TOURNAMENT (Columbia, S.C.)		
May 7	at South Carolina	W, 7-5
May 8	vs. No. 6 Alabama	L, 8-4
NCAA REGIONAL (MINNEAPOLIS, MINN.)		
May 16	vs. North Dakota State	L, 5-2
May 17	vs. Green Bay	W, 9-1 (5)
May 17	vs. North Dakota State	W, 1-0
May 18	at No. 14 Minnesota	W, 4-3 (8)
May 18	at No. 14 Minnesota	L, 8-6



2015 56-11 (18-6 SEC)

SEC TOURNAMENT CHAMPIONS

NCAA AUBURN REGIONAL

NCAA AUBURN SUPER REGIONAL

WOMEN'S COLLEGE WORLD SERIES (T-3RD)

32-3 H • 13-5 A • 11-3 N CLINT MYERS

DATE	OPPONENT	RESULT
PLAINSMAN INVITE (AUBURN, ALA.)		
Feb. 5	TROY	W, 15-5 (5)
Feb. 6	UAB	W, 11-2 (5)
Feb. 7	EVANSVILLE	W, 12-0 (5)
Feb. 7	GEORGE WASHINGTON	W, 8-0 (5)
Feb. 8	APPALACHIAN STATE	W, 9-0 (5)
Feb. 8	UT-CHATTANOOGA	W, 12-1 (5)

TIGER INVITATIONAL (AUBURN, ALA.)		
Feb. 12	MERCER	W, 7-3
Feb. 12	GEORGIA STATE	W, 20-8 (5)
Feb. 13	BALL STATE	W, 12-1 (5)
Feb. 14	MERCER	W, 9-1 (5)
Feb. 14	EASTERN ILLINOIS	W, 9-1 (5)
Feb. 15	WINTHROP	W, 15-4 (5)
Feb. 18	GEORGIA STATE	W, 10-0 (5)

USF WILSON/DEMARINI CLASSIC (TAMPA, FLA.)		
Feb. 20	vs. Dartmouth	L, 4-2
Feb. 20	at USF	W, 6-2
Feb. 21	vs. Marshall	W, 5-4
Feb. 21	vs. Dartmouth	W, 6-3
Feb. 22	at USF	W, 8-0

WILSON/DEMARINI CLASSIC (AUBURN, ALA.)		
Feb. 26	TEXAS STATE	W, 6-2
Feb. 27	OHIO STATE	W, 14-2 (5)
Feb. 28	SIUE	W, 8-5
Mar. 1	SAMFORD	W, 13-0 (5)

JUDI GARMAN CLASSIC (FULLERTON, ALA.)		
Mar. 5	vs. Long Beach State	W, 8-7 (8)
Mar. 5	vs. Pacific	W, 4-1
Mar. 6	vs. No. 13 Arizona	W, 20-2 (5)
Mar. 5	at Cal State Fullerton	L, 3-2
Mar. 7	vs. No. 22 Arizona State	W, 7-4
Mar. 11	at Troy	W, 2-0
Mar. 14	* at Ole Miss	W, 14-3 (5)
Mar. 15	* at Ole Miss	W, 7-3
Mar. 16	* at Ole Miss	W, 10-2 (6)
Mar. 20	* No. 12 KENTUCKY	W, 5-0
Mar. 21	* No. 12 KENTUCKY	W, 4-1
Mar. 21	* No. 12 KENTUCKY	W, 9-7
Mar. 25	at No. 11 Florida State	L, 10-7
Mar. 25	at No. 11 Florida State	W, 10-4
Mar. 27	* at No. 20 Missouri	W, 14-6
Mar. 28	* at No. 20 Missouri	L, 5-4 (8)
Mar. 29	* at No. 20 Missouri	W, 10-8
Apr. 2	* No. 11 TENNESSEE	W, 6-2
Apr. 3	* No. 11 TENNESSEE	L, 8-6
Apr. 4	* No. 11 TENNESSEE	W, 12-9
Apr. 8	* UAB	W, 10-6
Apr. 10	* at No. 23 Texas A&M	W, 8-1
Apr. 11	* at No. 23 Texas A&M	L, 12-4 (5)
Apr. 11	* at No. 23 Texas A&M	W, 12-4
Apr. 17	* No. 6 ALABAMA	L, 6-0
Apr. 18	* No. 6 ALABAMA	L, 13-3
Apr. 18	* No. 6 ALABAMA	W, 13-12 (8)
Apr. 24	* ARKANSAS	W, 9-1 (6)
Apr. 25	* ARKANSAS	W, 9-1 (5)
Apr. 26	* ARKANSAS	W, 10-2 (5)
May 1	* at No. 6 LSU	W, 2-1
May 2	* at No. 6 LSU	W, 1-0
May 3	* at No. 6 LSU	L, 7-1

SEC TOURNAMENT (BATON ROUGE, LA.)		
May 7	vs. No. 13 Missouri	W, 5-2
May 8	vs. No. 4 Alabama	W, 7-1
May 9	vs. No. 11 Tennessee	W, 6-5 (9)

NCAA REGIONAL (AUBURN, ALA.)		
May 15	TENNESSEE TECH	W, 4-1
May 16	SOUTH ALABAMA	W, 1-0
May 17	SOUTH ALABAMA	W, 7-4

NCAA SUPER REGIONAL (AUBURN, ALA.)		
May 23	No. 11 UL-LAFAYETTE	W, 12-11 (8)
May 23	No. 11 UL-LAFAYETTE	W, 6-3

WOMEN'S COLLEGE WORLD SERIES (OKLAHOMA CITY, OKLA.)		
May 28	vs. No. 5 LSU	L, 6-1
May 30	vs. No. 8 Tennessee	W, 4-2
May 30	vs. No. 7 UCLA	W, 11-10 (10)
May 31	vs. No. 1 Florida	L, 3-2 (9)

2016 58-12 (16-7 SEC)

SEC TOURNAMENT CHAMPIONS

NCAA AUBURN REGIONAL

NCAA AUBURN SUPER REGIONAL

WOMEN'S COLLEGE WORLD SERIES (2ND)

35-6 H • 12-3 A • 11-3 N CLINT MYERS

DATE	OPPONENT	RESULT
PLAINSMAN INVITE (AUBURN, ALA.)		
Feb. 11	APPALACHIAN STATE	W, 9-0 (5)
Feb. 12	WESTERN KENTUCKY	W, 19-1 (5)
Feb. 13	BUTLER	W, 28-2 (5)
Feb. 13	FURMAN	W, 9-2
Feb. 14	APPALACHIAN STATE	W, 22-5 (5)
Feb. 17	at No. 15 UCF	W, 2-0

MICHELE SMITH PCF INVITATIONAL (CLEARWATER, FLA.)		
Feb. 19	vs. Oklahoma State	W, 6-1
Feb. 19	vs. USF	W, 6-0
Feb. 20	vs. No. 19 James Madison	L, 3-2
Feb. 20	vs. DePaul	W, 18-0 (5)
Feb. 21	vs. Fordham	W, 18-1 (5)
Feb. 25	BOSTON COLLEGE	W, 5-1

TIGER INVITATIONAL (AUBURN, ALA.)		
Feb. 26	BOSTON COLLEGE	W, 6-0
Feb. 27	ST. JOHN'S	W, 9-0 (5)
Feb. 27	WESTERN ILLINOIS	W, 14-1 (5)
Feb. 28	INDIANA STATE	W, 21-0 (5)

WILSON/DEMARINI CLASSIC (AUBURN, ALA.)		
Mar. 4	INDIANA	W, 8-7 (8)
Mar. 5	MURRAY STATE	W, 10-0 (5)
Mar. 5	BRYANT	W, 10-0 (6)
Mar. 6	GEORGIA STATE	W, 7-0
Mar. 6	GEORGIA STATE	W, 9-0 (6)
Mar. 9	TENNESSEE STATE	W, 7-0
Mar. 9	TENNESSEE STATE	W, 8-0 (5)
Mar. 12	* No. 1 FLORIDA	L, 6-3
Mar. 13	* No. 1 FLORIDA	L, 8-5
Mar. 14	* No. 1 FLORIDA	W, 5-4
Mar. 16	* at Samford	W, 18-1 (5)
Mar. 18	* at Mississippi State	W, 3-2 (14)
Mar. 19	* at Mississippi State	L, 6-3
Mar. 20	* at Mississippi State	W, 2-0
Mar. 23	* at Georgia State	W, 8-4
Mar. 25	* SOUTH CAROLINA	W, 10-0 (5)
Mar. 26	* SOUTH CAROLINA	W, 5-2
Mar. 26	* SOUTH CAROLINA	W, 4-3
Apr. 1	* at No. 12 Kentucky	W, 9-0 (5)
Apr. 2	* at No. 12 Kentucky	W, 6-5
Apr. 3	* at No. 12 Kentucky	W, 3-1 (9)
Apr. 6	TROY	W, 8-1
Apr. 8	LONGWOOD	W, 2-1
Apr. 9	LONGWOOD	W, 5-2
Apr. 10	LONGWOOD	W, 6-5
Apr. 13	at UAB	W, 8-1
Apr. 15	* at Arkansas	W, 21-0 (5)
Apr. 16	* at Arkansas	W, 23-0 (5)
Apr. 17	* at Arkansas	W, 10-0 (5)
Apr. 20	* No. 8 FLORIDA STATE	W, 9-6
Apr. 20	* No. 8 FLORIDA STATE	L, 4-3
Apr. 22	* No. 13 GEORGIA	W, 4-3
Apr. 23	* No. 13 GEORGIA	W, 13-2 (5)
Apr. 24	* No. 13 GEORGIA	W, 2-1
May 1	* at No. 13 Tennessee	L, 10-2 (5)
May 1	* at No. 13 Tennessee	L, 12-1 (5)
May 6	* No. 17 TEXAS A&M	L, 6-5 (8)
May 7	* No. 17 TEXAS A&M	L, 13-6
May 8	* No. 17 TEXAS A&M	W, 5-4

SEC TOURNAMENT (STARKVILLE, MISS.)		
May 13	vs. No. 4 Alabama	W, 6-4
May 13	vs. No. 1 Florida	W, 2-1
May 14	vs. No. 13 LSU	W, 7-1

NCAA REGIONAL (AUBURN, ALA.)		
May 20	JACKSONVILLE STATE	W, 2-1
May 21	USC UPSTATE	W, 6-1
May 22	JACKSONVILLE STATE	W, 14-2 (5)

NCAA SUPER REGIONAL (AUBURN, ALA.)		
May 28	No. 18 ARIZONA	L, 5-3
May 29	No. 18 ARIZONA	W, 4-1
May 29	No. 18 ARIZONA	W, 6-1

WOMEN'S COLLEGE WORLD SERIES (OKLAHOMA CITY, OKLA.)		
June 2	vs. No. 12 UCLA	W, 10-3
June 4	vs. No. 16 Georgia	W, 4-3
June 5	vs. No. 8 Florida State	W, 8-7 (8)
June 6	vs. No. 3 Oklahoma	L, 3-2
June 7	vs. No. 3 Oklahoma	W, 11-7
June 8	vs. No. 3 Oklahoma	L, 2-1

2017 49-12 (17-7 SEC)

NCAA AUBURN REGIONAL

NCAA AUBURN SUPER REGIONAL

31-6 H • 10-4 A • 8-2 N CLINT MYERS

DATE OPPONENT RESULT

TRIPLE CROWN TOURNAMENT (PUERTO VALLARTA, MEXICO)		
Feb. 9	vs. No. 1 Oklahoma	W, 3-2
Feb. 9	vs. No. 13 Washington	L, 2-1 (10)
Feb. 10	vs. Nebraska	W, 3-2
Feb. 11	vs. BYU	W, 3-0
Feb. 16	SIUE	W, 4-3 (8)

PLAINSMAN INVITATIONAL (AUBURN, ALA.)		
Feb. 17	CREIGHTON	W, 8-0 (5)
Feb. 17	SIUE	W, 8-1
Feb. 18	EVANSVILLE	W, 5-3
Feb. 18	CREIGHTON	W, 9-0 (5)
Feb. 19	MERCER	W, 10-1 (5)
Feb. 23	NORTH DAKOTA	W, 6-0

TIGER INVITATIONAL (AUBURN, ALA.)		
Feb. 24	UMASS-LOWELL	W, 13-0 (5)
Feb. 24	NORTH DAKOTA	W, 8-0 (6)
Feb. 25	YALE	W, 9-0 (5)
Feb. 25	No. 13 JAMES MADISON	W, 4-0
Feb. 26	No. 13 JAMES MADISON	L, 1-0

WILSON/DEMARINI CLASSIC (AUBURN, ALA.)		
Mar. 2	LIBERTY	W, 15-0 (5)
Mar. 3	LIBERTY	W, 9-1 (6)
Mar. 4	COLLEGE OF CHARLESTON	W, 14-0 (5)
Mar. 4	TEXAS STATE	W, 8-1
Mar. 5	COLLEGE OF CHARLESTON	W, 8-0 (5)
Mar. 8	ALABAMA STATE	W, 14-0 (5)

Mar. 10	* No. 12 LSU	W, 5-4
Mar. 12	* No. 12 LSU	L, 8-0 (6)
Mar. 12	* No. 12 LSU	W, 5-4

USF TOURNAMENT (CLEARWATER, FLA.)		
Mar. 17	vs. North Dakota State	W, 2-1
Mar. 17	at USF	W, 4-0
Mar. 18	vs. Illinois	W, 6-2
Mar. 18	vs. Ohio State	W, 8-0 (6)
Mar. 19	vs. LIU Brooklyn	W, 9-4

Mar. 25	* at No. 2 Florida	L, 4-3
Mar. 26	* at No. 2 Florida	L, 7-0
Mar. 27	* at No. 2 Florida	W, 1-0
Mar. 31	* at No. 16 Georgia	W, 7-5
Apr. 1	* at No. 16 Georgia	W, 13-4
Apr. 2	* at No. 16 Georgia	W, 4-3
Apr. 7	* No. 21 OLE MISS	W, 3-1
Apr. 8	* No. 21 OLE MISS	L, 10-4
Apr. 9	* No. 21 OLE MISS	W, 3-1
Apr. 12	* GEORGIA STATE	W, 6-3
Apr. 14	* MISSOURI	L, 6-1
Apr. 15	* MISSOURI	W, 5-4
Apr. 16	* MISSOURI	W, 6-1
Apr. 19	* KENNESAW STATE	W, 7-3
Apr. 21	* at South Carolina	W, 2-0
Apr. 22	* at South Carolina	W, 2-0
Apr. 23	* at South Carolina	L, 3-0
Apr. 26	* at Alabama State	W, 14-1 (6)
Apr. 28	* MISSISSIPPI STATE	W, 4-2
Apr. 29	* MISSISSIPPI STATE	W, 6-2
Apr. 30	* MISSISSIPPI STATE	W, 6-3
May 5	* at No. 14 Alabama	W, 3-0 (9)
May 6	* at No. 14 Alabama	W, 4-1
May 7	* at No. 14 Alabama	L, 3-2

SEC TOURNAMENT (KNOXVILLE, TENN.)		
May 11	vs. No. 18 Kentucky	W, 2-0
May 13	vs. No. 21 LSU	L, 6-0

NCAA REGIONAL (AUBURN, ALA.)		
May 19	ETSU	W, 11-0 (5)
May 20	CAL	W, 4-3 (9)
May 21	CAL	W, 8-2

NCAA SUPER REGIONAL (AUBURN, ALA.)		
May 26	No. 6 OKLAHOMA	L, 4-0
May 27	No. 6 OKLAHOMA	L, 5-2



2018 41-17 (11-12 SEC)

NCAA TALLAHASSEE REGIONAL

29-3 H • 8-9 A • 4-5 N MICKEY DEAN

DATE	OPPONENT	RESULT
PLAINS MAN INVITE (AUBURN, ALA.)		
Feb. 8	MARSHALL	W, 4-0
Feb. 8	WICHITA STATE	W, 2-0
Feb. 9	TENNESSEE TECH	W, 3-0
Feb. 9	FURMAN	W, 2-0
Feb. 10	TENNESSEE TECH	W, 18-0 (5)
Feb. 10	FURMAN	W, 9-1 (6)
Feb. 14	at Troy	W, 5-0
TIGER INVITE (AUBURN, ALA.)		
Feb. 16	DELAWARE	W, 15-0
Feb. 16	SAINT FRANCIS (PA.)	W, 4-3
Feb. 17	MARYLAND	W, 12-1 (5)
Feb. 17	SAINT FRANCIS (PA.)	W, 5-0
Feb. 18	MARYLAND	W, 8-0 (5)
Feb. 18	GEORGIA STATE	W, 5-0
Feb. 21	at CSUN	W, 8-0
MARY NUTTER CLASSIC (CATHEDRAL CITY, CALIF.)		
Feb. 22	vs. Notre Dame	W, 6-2
Feb. 22	vs. Wisconsin	L, 3-2
Feb. 23	vs. San Jose State	W, 4-0
Feb. 24	vs. Oregon State	W, 10-7
Feb. 24	vs. Long Beach State	L, 6-3
WILSON/DEMARINI CLASSIC (AUBURN, ALA.)		
Mar. 2	UNC-WILMINGTON	W, 9-0 (5)
Mar. 2	WESTERN CAROLINA	W, 9-0 (5)
Mar. 3	WESTERN CAROLINA	W, 5-0
Mar. 3	WESTERN ILLINOIS	W, 6-2
Mar. 4	WESTERN ILLINOIS	W, 7-0
Mar. 4	UNC-WILMINGTON	W, 6-1
Mar. 9	* at No. 8 LSU	L, 3-2 (14)
Mar. 10	* at No. 8 LSU	L, 3-2
Mar. 11	* at No. 8 LSU	L, 1-0
Mar. 12	at Southern Miss	W, 9-2
Mar. 12	at Southern Miss	W, 5-0
Mar. 16	* No. 12 ALABAMA	L, 2-0
Mar. 17	* No. 12 ALABAMA	W, 3-1
Mar. 18	* No. 12 ALABAMA	W, 2-1
Mar. 21	ALABAMA STATE	W, 22-0 (5)
Mar. 23	* No. 19 KENTUCKY	W, 3-1
Mar. 24	* No. 19 KENTUCKY	W, 1-0 (12)
Mar. 25	* No. 19 KENTUCKY	W, 6-4
Mar. 30	* at Ole Miss	W, 3-1
Mar. 31	* at Ole Miss	W, 5-1
Apr. 1	* at Ole Miss	L, 3-2 (8)
Apr. 4	KENNESAW STATE	W, 2-1
Apr. 6	* No. 8 TENNESSEE	L, 2-1 (8)
Apr. 7	* No. 8 TENNESSEE	W, 2-0
Apr. 8	* No. 8 TENNESSEE	W, 6-0
Apr. 13	* at Missouri	L, 5-4
Apr. 14	* at Missouri	L, 5-1
Apr. 20	* No. 16 ARKANSAS	W, 11-1 (5)
Apr. 21	* No. 16 ARKANSAS	L, 4-2 (10)
Apr. 21	* No. 16 ARKANSAS	W, 4-2
Apr. 27	* at No. 11 Texas A&M	L, 3-1
Apr. 28	* at No. 11 Texas A&M	L, 1-0
Apr. 29	* at No. 11 Texas A&M	L, 7-1
May 6	at Chattanooga	W, 7-0
May 6	at Chattanooga	W, 9-0
SEC TOURNAMENT (COLUMBIA, MO.)		
May 9	vs. No. 13 Alabama	L, 6-4
NCAA REGIONAL (TALLAHASSEE, FLA.)		
May 18	vs. Kennesaw State	W, 5-2
May 19	vs. No. 6 Florida State	L, 2-1 (8)
May 19	vs. Jacksonville State	L, 3-2

2019 39-21 (10-14 SEC)

NCAA TUCSON REGIONAL

24-7 H • 5-8 A • 10-6 N MICKEY DEAN

DATE	OPPONENT	RESULT
SAND DOLLAR CLASSIC (GULF SHORES, ALA.)		
Feb. 8	vs. Tennessee State	W, 11-4
	vs. Western Kentucky	W, 8-0 (5)
Feb. 9	vs. Missouri State	L, 3-4
	vs. Louisiana Tech	L, 1-2
Feb. 10	vs. Florida A&M	W, 10-2 (6)
PLAINS MAN INVITE (AUBURN, ALA.)		
Feb. 14	UAB	W, 9-0 (5)
Feb. 16	DRAKE	W, 2-0
	TEXAS TECH	L, 4-5
Feb. 17	FURMAN	W, 15-1 (5)
	UAB	W, 11-3 (5)
TIGER INVITE (AUBURN, ALA.)		
Feb. 22	VILLANOVA	W, 8-0 (5)
	NORTH DAKOTA STATE	W, 4-1
Feb. 23	EASTERN ILLINOIS	W, 6-0
	NORTH DAKOTA STATE	W, 10-2 (5)
Feb. 24	VILLANOVA	W, 11-1 (6)
	TROY	W, 3-1
JUDI GARMAN CLASSIC (FULLERTON, CALIF.)		
Feb. 28	vs. Loyola Marymount	W, 9-2
	vs. UTSA	W, 7-1
Mar. 1	vs. No. 20 Oregon	W, 8-0 (5)
	vs. No. 5 Washington	L, 8-6 (9)
WILSON/DEMARINI CLASSIC (AUBURN, ALA.)		
Mar. 7	MICHIGAN STATE	W, 5-0
Mar. 8	RADFORD	W, 5-2
	MERCER	W, 10-2
Mar. 9	LOUISVILLE	W, 6-2
	MICHIGAN STATE	W, 3-2
Mar. 10	RADFORD	W, 7-2
Mar. 13	at Georgia State	W, 12-1 (5)
Mar. 15	* TEXAS A&M	W, 7-6
Mar. 16	* TEXAS A&M	W, 8-1
Mar. 17	* TEXAS A&M	W, 12-4 (6)
Mar. 22	* at Mississippi State	L, 7-6
Mar. 23	* at Mississippi State	W, 7-4 (8)
Mar. 24	* at Mississippi State	W, 9-0 (5)
Mar. 27	KENNESAW STATE	W, 4-2
Mar. 29	* No. 12 GEORGIA	L, 7-6
Mar. 30	* No. 12 GEORGIA	L, 3-2
Mar. 31	* No. 12 GEORGIA	W, 9-5
Apr. 6	* at No. 5 Tennessee	W, 10-5
Apr. 7	* at No. 5 Tennessee	W, 3-0
Apr. 7	* at No. 5 Tennessee	L, 8-1
Apr. 12	* No. 16 SOUTH CAROLINA	W, 5-4
Apr. 13	* No. 16 SOUTH CAROLINA	L, 10-1
Apr. 14	* No. 16 SOUTH CAROLINA	L, 8-4
Apr. 17	ALABAMA STATE	W, 8-0
Apr. 20	* at No. 24 Kentucky	L, 7-0
Apr. 21	* at No. 24 Kentucky	L, 7-3
Apr. 22	* at No. 24 Kentucky	L, 7-0
Apr. 26	* No. 7 FLORIDA	L, 7-0
Apr. 27	* No. 7 FLORIDA	W, 2-1 (10)
Apr. 28	* No. 7 FLORIDA	L, 6-1
May 3	* at No. 20 Arkansas	L, 1-0
May 4	* at No. 20 Arkansas	L, 7-1
May 5	* at No. 20 Arkansas	L, 5-2
SEC TOURNAMENT (COLLEGE STATION, TEXAS)		
May 8	vs. Missouri	W, 3-0
May 9	vs. No. 11 Tennessee	W, 2-0
May 10	vs. No. 9 Florida	L, 3-0
NCAA REGIONAL (TUCSON, ARIZ.)		
May 17	vs. Colorado State	W, 10-5
May 18	vs. No. 6 Arizona	L, 2-1
May 18	vs. Colorado State	W, 8-0 (5)
May 19	vs. No. 6 Arizona	L, 12-3

2020 16-11 (0-3 SEC)

11-2 H • 1-3 A • 4-6 N

MICKEY DEAN

DATE	OPPONENT	RESULT
NFCA LEADOFF CLASSIC (CLEARWATER, FLA.)		
Feb. 7	vs. Baylor	L, 0-8 (5)
	vs. Notre Dame	W, 4-1
Feb. 8	vs. Liberty	W, 5-3
	vs. Texas State	W, 3-1
Feb. 9	vs. Illinois	L, 0-2
Feb. 8	KENNESAW STATE	L, 1-4
PLAINS MAN INVITATIONAL (AUBURN, ALA.)		
Feb. 14	UNCW	W, 8-7 (10)
	ALABAMA STATE	W, 9-1 (5)
Feb. 15	ALABAMA STATE	W, 7-0
	UNCW	W, 18-1 (5)
Feb. 16	UNCW	W, 10-1 (5)
MARY NUTTER CLASSIC (CATHEDRAL CITY, CALIF.)		
Feb. 20	vs. No. 16 Arizona State	L, 0-13 (5)
Feb. 21	vs. No. 25 Northwestern	W, 6-4
	vs. California	L, 1-8
Feb. 22	vs. No. 5 Arizona	L, 0-2
Feb. 23	vs. No. 1 UCLA	L, 1-11 (5)
TIGER INVITE (AUBURN, ALA.)		
Feb. 28	GEORGIA SOUTHERN	W, 5-4 (9)
	No. 18 MINNESOTA	L, 4-5
Feb. 29	No. 18 MINNESOTA	W, 5-1
	BINGHAMTON	W, 10-3
Mar. 1	BINGHAMTON	W, 11-6
	GEORGIA SOUTHERN	W, 6-0
Mar. 6	* at No. 7 Florida	L, 0-6
Mar. 7	* at No. 7 Florida	L, 1-2 (11)
Mar. 8	* at No. 7 Florida	L, 0-11 (5)
Mar. 10	* at Jacksonville	W, 6-2
Mar. 11	GEORGIA STATE	W, 2-1

The remainder of the 2020 season was suspended on March 12 due to the COVID-19 pandemic.



2021 27-24 (7-17 SEC)

NCAA TALLAHASSEE REGIONAL

18-12 H • 7-8 A • 2-4 N MICKEY DEAN

DATE	OPPONENT	RESULT
Feb. 13	SOUTHEAST MISSOURI STATE	W, 8-0 (5)
Feb. 13	SOUTHEAST MISSOURI STATE	W, 5-1
Feb. 14	SOUTHEAST MISSOURI STATE	W, 3-1

OSPREY/DOLPHIN INVITATIONAL (JACKSONVILLE, FLA.)

Feb. 20	vs. No. 19 South Carolina	W, 5-4
Feb. 20	vs. Jacksonville	W, 5-1
Feb. 21	vs. No. 19 South Carolina	L, 5-6

TIGER INVITATIONAL (AUBURN, ALA.)

Feb. 25	JACKSONVILLE	W, 2-0
Feb. 26	MURRAY STATE	W, 1-0
Feb. 26	MURRAY STATE	W, 3-1
Feb. 27	IUPUI	W, 5-0
Feb. 27	IUPUI	W, 5-0

AUBURN INVITATIONAL (AUBURN, ALA.)

Mar. 4	TROY	W, 8-1
Mar. 5	SOUTHERN MISS	W, 6-4
Mar. 5	SOUTHERN MISS	W, 2-1
Mar. 6	SOUTHEASTERN LOUISIANA	W, 9-2
Mar. 6	SOUTHEASTERN LOUISIANA	W, 9-1 (6)
Mar. 10	at Troy	W, 3-0
Mar. 12 *	No. 4 ALABAMA	L, 0-6
Mar. 13 *	No. 4 ALABAMA	L, 1-4
Mar. 14 *	No. 4 ALABAMA	L, 2-4

WAR EAGLE BATTLE (AUBURN, ALA.)

Mar. 20	KENNESAW STATE	L, 0-2
Mar. 20	No. 13 FLORIDA STATE	L, 1-10 (5)
Mar. 21	No. 13 FLORIDA STATE	W, 2-1
Mar. 21	KENNESAW STATE	W, 4-3
Mar. 26 *	at No. 18 Missouri	L, 1-2 (9)
Mar. 27 *	at No. 18 Missouri	L, 5-6
Mar. 28 *	at No. 18 Missouri	W, 3-0
Apr. 1 *	No. 13 ARKANSAS	L, 1-6
Apr. 2 *	No. 13 ARKANSAS	L, 0-3
Apr. 3 *	No. 13 ARKANSAS	L, 0-2
Apr. 9 *	at Texas A&M	W, 6-2
Apr. 10 *	at Texas A&M	L, 1-4
Apr. 11 *	at Texas A&M	W, 3-1
Apr. 13	ALABAMA STATE	W, 5-0
Apr. 14	at Georgia State	W, 4-1
Apr. 16 *	No. 12 KENTUCKY	W, 5-3
Apr. 17 *	No. 12 KENTUCKY	W, 4-2
Apr. 18 *	No. 12 KENTUCKY	L, 1-5
Apr. 21	at Chattanooga	L, 0-1
Apr. 23 *	at Ole Miss	L, 0-1 (8)
Apr. 24 *	at Ole Miss	L, 1-6
Apr. 25 *	at Ole Miss	W, 3-1
Apr. 30 *	No. 18 TENNESSEE	L, 1-2
May 1 *	No. 18 TENNESSEE	L, 2-3
May 2 *	No. 18 Tennessee	L, 1-2
May 7 *	at No. 16 LSU	L, 1-2
May 8 *	at No. 16 LSU	W, 9-5
May 9 *	at No. 16 LSU	L, 1-4

SEC TOURNAMENT (TUSCALOOSA, ALA.)

May 11	vs. South Carolina	L, 1-3
--------	--------------------	--------

NCAA REGIONAL (TALLAHASSEE, FLA.)

May 21	vs. UCF	L, 4-5
May 22	vs. Kennesaw State	L, 0-1

2022 40-17 (11-13 SEC)

NCAA CLEMSON REGIONAL

28-4 H • 7-9 A • 5-4 N MICKEY DEAN

DATE	OPPONENT	RESULT
TIGER INVITATIONAL (AUBURN, ALA.)		
Feb. 11	SETON HALL	W, 10-3
Feb. 11	ST. JOHN'S	W, 14-0 (5)
Feb. 12	ST. JOHN'S	W, 9-0 (5)
Feb. 12	SETON HALL	W, 9-1 (5)
Feb. 13	UMASS LOWELL	W, 8-0 (5)

ST. PETE CLEARWATER ELITE INVITATIONAL (CLEARWATER, FLA.)

Feb. 17	vs. Texas Tech	W, 7-1
Feb. 18	vs. Wisconsin	W, 9-3
Feb. 18	vs. No. 11 Texas	W, 6-2
Feb. 19	vs. No. 3 UCLA	L, 0-9 (6)
Feb. 20	vs. USF	W, 5-1
Feb. 23	at Jacksonville State	W, 10-0 (6)

PLAINSMAN INVITE (AUBURN, ALA.)

Feb. 25	ULM	W, 3-0
Feb. 26	DELAWARE STATE	W, 9-0 (5)
Feb. 26	BRADLEY	W, 2-1
Feb. 27	SYRACUSE	W, 9-0
Feb. 27	ULM	W, 7-3

JANE B. MOORE MEMORIAL (AUBURN, ALA.)

Mar. 2	at Georgia State	W, 9-1 (6)
Mar. 4	NORTH CAROLINA A&T	W, 5-0
Mar. 4	TOLEDO	W, 6-1
Mar. 5	TOLEDO	W, 9-0 (5)
Mar. 5	NORTH CAROLINA A&T	W, 6-2
Mar. 6	CHATTANOOGA	W, 12-1 (5)
Mar. 11 *	TEXAS AM	W, 5-4 (8)
Mar. 13 *	TEXAS A&M	W, 4-3
Mar. 13 *	TEXAS A&M	W, 8-5
Mar. 19 *	SOUTH CAROLINA	L, 7-10 (11)
Mar. 20 *	SOUTH CAROLINA	W, 11-2 (5)
Mar. 21 *	SOUTH CAROLINA	W, 4-3 (10)
Mar. 25 *	at No. 8 Kentucky	L, 3-11 (6)
Mar. 26 *	at No. 8 Kentucky	W, 6-3
Mar. 27 *	at No. 8 Kentucky	L, 4-5
Mar. 30	ALABAMA STATE	W, 6-2
Apr. 1 *	No. 7 FLORIDA	W, 3-1
Apr. 2 *	No. 7 FLORIDA	L, 6-7
Apr. 3 *	No. 7 FLORIDA	L, 0-3
Apr. 8 *	at No. 10 Arkansas	L, 4-7
Apr. 9 *	at No. 10 Arkansas	L, 3-4
Apr. 10 *	at No. 10 Arkansas	L, 4-17 (5)
Apr. 13	at Mercer	W, 10-0 (6)
Apr. 15	NIAGARA	W, 8-0 (6)
Apr. 15	NIAGARA	W, 15-7 (5)
Apr. 19	JACKSONVILLE STATE	W, 9-1 (5)
Apr. 20	CHATTANOOGA	W, 7-3
Apr. 22 *	at Mississippi State	L, 2-3
Apr. 23 *	at Mississippi State	W, 5-2
Apr. 24 *	at Mississippi State	W, 9-2
Apr. 27	at Alabama State	W, 8-0 (5)
Apr. 29 *	No. 15 GEORGIA	W, 6-3
Apr. 30 *	No. 15 GEORGIA	W, 4-3
May 1 *	No. 15 GEORGIA	L, 3-6
May 7 *	at No. 14 Tennessee	L, 2-5
May 7 *	at No. 14 Tennessee	L, 4-7
May 8 *	at No. 14 Tennessee	L, 1-3

SEC TOURNAMENT (GAINESVILLE, FLA.)

May 11	vs. No. 24 Missouri	L, 0-1
--------	---------------------	--------

NCAA REGIONAL (CLEMSON, S.C.)

May 20	vs. Louisiana	W, 4-3
May 21	at No. 14 Clemson	L, 0-1
May 21	vs. Louisiana	L, 3-4





RECORD VERSUS OPPONENTS

TEAM	W	L	PCT.	FIRST/LAST	STREAK
Akron	1	0	1.000	2000/2000	W1
Alabama	22	51	.301	1997/2021	L4
Alabama A&M	10	0	1.000	1999/2008	W10
Alabama State	16	0	1.000	2004/2022	W16
Appalachian State	6	0	1.000	2012/2016	W6
Arizona	3	7	.300	2002/2020	L3
Arizona State	1	4	.200	2002/2020	L1
Arkansas	38	34	.528	1997/2022	L9
Army	1	0	1.000	2013/2013	W1
Austin Peay	6	0	1.000	2001/2013	W6
Ball State	6	1	.857	2001/2015	W6
Baylor	0	2	.000	2004/2020	L2
Belmont	1	0	1.000	2011/2011	W1
Binghamton	2	0	1.000	2020/2020	W2
Birmingham Southern	5	0	1.000	2003/2008	W5
Boston	0	1	.000	2009/2009	L1
Boston College	5	1	.833	2005/2016	W5
Bowling Green	2	0	1.000	2008/2012	W2
Bradley	1	0	1.000	2022/2022	W1
Bryant	2	0	1.000	2013/2013	W2
Butler	1	0	1.000	2016/2016	W1
BYU	1	2	.333	2011/2017	W1
California	3	1	.750	2009/2020	L1
Cal Poly	0	1	.000	2009/2009	L1
Cal State Northridge	1	1	.500	2004/2018	W1
Cal State Fullerton	1	2	.333	2001/2015	L1
Campbell	1	0	1.000	2011/2011	W1
Canisius	0	1	.000	1997/1997	L1
Centenary	2	1	.667	2001/2006	L1
Central Michigan	2	2	.500	1997/2010	W1
Charleston Southern	3	0	1.000	1997/2002	W3
Charlotte	3	0	1.000	1997/2013	W3
Chattanooga	6	2	.750	2003/2022	W2
Clemson	0	0	.000	2022/2022	L1
Coastal Carolina	4	0	1.000	1997/1999	W4
College of Charleston	4	0	1.000	2005/2017	W4
Colorado State	2	0	1.000	2019/2019	W2
Connecticut	1	0	1.000	2011/2011	W1
Creighton	3	0	1.000	2000/2017	W3
Dartmouth	1	1	.500	2015/2015	W1
Delaware	1	0	1.000	2018/2018	W1
Delaware State	1	0	1.000	2022/2022	W1
DePaul	1	4	.200	1998/2016	W1
Drake	2	0	1.000	2008/2019	W2
Drexel	1	0	1.000	2012/2012	W1
East Carolina	1	0	1.000	1998/1998	W1
East Tennessee State	2	0	1.000	2013/2017	W2
Eastern Illinois	2	0	1.000	2015/2019	W2
Eastern Kentucky	2	1	1.000	1998/2009	W2
Elon	0	1	.000	1998/1998	L1
Evansville	8	0	1.000	2004/2017	W8
Florida	23	48	.324	1997/2022	L2
Florida A&M	6	2	.750	1997/2019	W5
Florida Atlantic	5	5	.500	1997/2012	W2
Florida International	5	1	.833	2002/2012	W2
Florida State	11	18	.383*	1997/2021	W1
Fordham	1	0	1.000	2016/2016	W1
Fresno State	0	1	.000	2004/2004	L1
Furman	8	0	1.000	2004/2019	W8
Gardner-Webb	5	0	1.000	2005/2013	W5
George Mason	1	0	1.000	2008/2008	W1
George Washington	2	0	1.000	2012/2015	W2
Georgia	25	38	.397	1997/2022	L1
Georgia Southern	5	1	.833	1999/2020	W5
Georgia State	21	5	.808	1999/2022	W12
Georgia Tech	4	7	.364	1997/2012	W1
Green Bay	1	0	1.000	2014/2014	W1
Harvard	1	2	.333	1997/1997	L2
Hawaii	1	2	.333	2001/2007	L2
Hofstra	1	1	.500	2004/2007	W1
Houston	0	1	.000	2012/2012	L1

TEAM	W	L	PCT.	FIRST/LAST	STREAK
Illinois	1	1	.500	2018/2020	L1
Illinois Chicago	1	0	1.000	2011/2011	W1
Illinois State	2	3	.400	1999/2014	W1
Indiana	4	0	1.000	2000/2016	W4
Indiana State	3	0	1.000	2000/2016	W3
Iowa	2	2	.500	1997/2009	W1
Iowa State	0	1	.000	2002/2002	L1
IPFW	2	0	1.000	2012/2014	W2
IUPUI	2	0	1.000	2021/2021	W2
Jacksonville	4	0	1.000	2009/2021	W4
Jacksonville State	20	2	.909	1997/2022	W2
James Madison	1	2	.333	2016/2017	L1
Kansas	1	2	.333	1988/2013	L1
Kennesaw State	5	3	.625	2017/2021	L1
Kent State	1	2	.333	2000/2013	W1
Kentucky	44	23	.657	1997/2022	L1
LaGrange	2	0	1.000	1998/1998	W2
Liberty	3	0	1.000	2017/2020	W3
Lipscomb	3	1	.750	2003/2009	W3
LIU Brooklyn	1	0	1.000	2017/2017	W1
Long Beach State	1	1	.500	2015/2018	L1
Longwood	3	0	1.000	2016/2016	W3
Louisiana	3	2	.600	2003/2022	L1
Louisiana Tech	5	1	.833	2000/2019	L1
Louisville	1	1	.500	2009/2019	W1
Loyola	1	0	1.000	2014/2014	W1
Loyola Marymount	2	0	1.000	2012/2019	W2
LSU	21	54	.280	1997/2021	L1
Marist	1	0	1.000	2006/2006	W1
Marshall	7	0	1.000	2005/2018	W7
Maryland	3	1	.750	2007/2018	W3
Massachusetts	1	1	.500	1998/2008	L1
McNeese State	2	0	1.000	2008/2011	W2
Mercer	20	4	.833	2000/2022	W6
Miami (Ohio)	2	0	1.000	2000/2006	W2
Michigan	0	5	.000	2000/2012	L5
Michigan State	3	2	.600	1997/2019	W3
Middle Tennessee	12	2	.857	1997/2013	W10
Minnesota	3	4	.429	1998/2020	W1
Mississippi State	36	33	.522	1997/2022	W2
Miss. Valley State	2	0	1.000	2011/2011	W2
Missouri	9	11	.450	2003/2022	L1
Missouri-Kansas City	2	0	1.000	2002/2009	W2
Missouri State	0	1	.000	2019/2019	L1
Morehead State	2	0	1.000	2009/2014	W2
Murray State	6	0	1.000	2011/2021	W6
Nebraska	2	3	.400	1998/2017	W2
Nebraska-Omaha	1	0	1.000	2014/2014	W1
Nevada	0	1	.000	2009/2009	L1
New Mexico	0	3	.000	1999/2013	L3
New Mexico State	1	0	1.000	2002/2002	W1
Niagara	2	0	1.000	2022/2022	W2
North Carolina	2	1	.667	2007/2012	L1
North Carolina A&T	2	0	1.000	2022/2022	W2
North Carolina State	1	0	1.000	2010/2010	W1
North Dakota	2	0	1.000	2017/2017	W2
North Dakota State	5	1	.833	2014/2019	W4
North Texas	1	0	1.000	2004/2004	W1
Northern Illinois	1	0	1.000	2001/2001	W1
Northwestern	1	1	.500	2003/2020	W1
Northwestern State	1	0	1.000	2004/2004	W1
Noire Dame	4	5	.800	1997/2020	W2
Ohio State	4	2	.667	2001/2017	W3
Ohio	1	0	1.000	2010/2010	W1
Oklahoma	2	6	.250	2002/2017	L2
Oklahoma State	4	1	.800	2000/2016	W2
Ole Miss	46	21	.687	1997/2021	W1
Oregon	1	3	.250	1999/2019	W1
Oregon State	1	0	1.000	2018/2018	W1
Pacific	1	2	.333	1999/2015	W1
Penn State	2	1	.667	1999/2012	L1

TEAM	W	L	PCT.	FIRST/LAST	STREAK
Portland State	3	0	1.000	1999/2011	W3
Presbyterian	1	0	1.000	2012/2012	W1
Purdue	2	1	.667	2001/2014	W1
Radford	4	1	.800	1997/2019	W4
Sacramento State	2	0	1.000	2004/2005	W2
Sam Houston State	1	0	1.000	2003/2003	W1
Samford	16	6	.727	1997/2016	W9
San Diego State	1	0	1.000	2004/2004	W1
San Jose State	1	0	1.000	2018/2018	W1
Savannah State	1	0	1.000	2014/2014	W1
Seton Hall	2	0	1.000	2022/2022	W2
SIU Edwardsville	4	0	1.000	2010/2017	W4
South Alabama	5	1	.833	2007/2015	W3
South Carolina	38	31	.551	1997/2022	W2
Southeast Missouri St.	3	0	1.000	2021/2021	W3
Southeastern Louisiana	6	0	1.000	1998/2021	W6
Southern	2	0	1.000	2013/2013	W2
Southern Illinois	1	3	.250	1998/2010	L3
Southern Miss	7	0	1.000	2006/2021	W7
St. Francis (Pa.)	2	0	1.000	2018/2018	W2
St. John's	3	0	1.000	2016/2022	W3
Stanford	0	2	.000	1999/2005	L2
Stephen F. Austin	1	0	1.000	2008/2008	W1
Stetson	1	0	1.000	1999/1999	W1
Syracuse	5	0	1.000	2001/2022	W5
Tennessee	27	44	.380	1997/2022	L6
Tennessee State	6	0	1.000	2009/2019	W6
Tennessee Tech	8	0	1.000	2006/2018	W8
Texas	1	1	.500	2012/2022	W1
Texas A&M	16	9	.640	1998/2022	W4
Texas A&M CC	2	0	1.000	2008/2013	W2
Texas State	3	0	1.000	2015/2020	W3
Texas Tech	3	1	.750	2005/2022	W1
Toledo	3	0	1.000	1997/2022	W3
Troy	20	7	.732*	1998/2021	W8
Tulsa	1	2	.333	2000/2007	W1
UAB	14	2	.875	2000/2019	W11
UC Davis	1	0	1.000	2005/2005	W1
UC Santa Barbara	2	1	.667	2001/2001	W1
UCF	2	1	.667	2008/2021	L1
UCLA	3	2	.600	2012/2022	L2
ULM	3	0	1.000	2014/2022	W3
UMass Lowell	2	0	1.000	2007/2022	W2
UMBC	0	1	.000	1998/1998	L1
UNCW	5	0	1.000	2018/2020	W5
USC Upstate	1	0	1.000	2016/2016	W1
USF	8	3	.727	1998/2022	W7
Utah	1	1	.500	2001/2007	W1
UTSA	2	0	1.000	2000/2019	W2
Valparaiso	1	0	1.000	2010/2010	W1
Villanova	2	0	1.000	2019/2019	W2
Virginia Tech	2	1	.667	2007/2012	W2
Virginia	0	1	.000	1998/1998	L1
Washington	0	5	.000	1998/2019	L5
Western Carolina	3	0	1.000	2011/2018	W3
Western Illinois	5	0	1.000	2011/2018	W5
Western Kentucky	3	0	1.000	2009/2019	W3
Wichita State	5	0	1.000	2000/2018	W5
Winthrop	3	1	.750	2008/2015	W3
Wisconsin	2	3	.400	1997/2022	W1
Wright State	2	0	1.000	2003/2012	W2
Yale	1	0	1.000	2017/2017	W1
Youngstown State	1	0	1.000	1998/1998	W1

OVERALL 930 602 .607 (*TWO TIES)

**AKRON****1-0 (1.000)****0-0 H • 0-0 A • 1-0 N**

DATE	SITE	RESULT	SCORE
March 12, 2000	Tampa, Fla.	W	4-1

ALABAMA**22-51 (.301)****10-23 H • 8-23 A • 4-5 N**

DATE	SITE	RESULT	SCORE
April 2, 1997	Tuscaloosa, Ala.	W	1-0 (9)
April 2, 1997	Tuscaloosa, Ala.	L	4-3
April 16, 1997	Auburn, Ala.	L	3-1
April 16, 1997	Auburn, Ala.	W	3-2 (8)
April 29, 1998	Tuscaloosa, Ala.	W	6-2
April 2, 1999	Tuscaloosa, Ala.	W	5-1
April 2, 1999	Tuscaloosa, Ala.	W	7-0
April 3, 1999	Tuscaloosa, Ala.	L	3-1
April 3, 1999	Tuscaloosa, Ala.	L	8-3
March 31, 2000	Auburn, Ala.	L	9-0
March 31, 2000	Auburn, Ala.	L	4-1 (8)
April 1, 2000	Auburn, Ala.	L	7-1
April 1, 2000	Auburn, Ala.	L	14-5
April 18, 2001	Tuscaloosa, Ala.	L	8-0
April 18, 2001	Tuscaloosa, Ala.	L	6-4
April 18, 2001	Tuscaloosa, Ala.	L	5-1
May 12, 2001	Chattanooga, Tenn.	W	5-3
May 4, 2002	Auburn, Ala.	W	3-1
May 4, 2002	Auburn, Ala.	W	6-4
May 5, 2002	Auburn, Ala.	W	3-2
May 11, 2002	Chattanooga, Tenn.	L	5-4
April 2, 2003	Tuscaloosa, Ala.	L	2-1
April 2, 2003	Tuscaloosa, Ala.	L	4-0
April 3, 2003	Tuscaloosa, Ala.	L	4-0
May 8, 2003	Plant City, Fla.	L	4-0
April 20, 2004	Auburn, Ala.	W	4-0
April 20, 2004	Auburn, Ala.	W	3-2
April 21, 2004	Auburn, Ala.	L	6-3
May 13, 2004	Tuscaloosa, Ala.	L	7-1
March 22, 2005	Tuscaloosa, Ala.	W	4-2
March 23, 2005	Tuscaloosa, Ala.	L	6-4
March 23, 2005	Tuscaloosa, Ala.	L	4-3
May 13, 2005	Gainesville, Fla.	L	9-5
April 25, 2006	Auburn, Ala.	L	9-1 (5)
April 25, 2006	Auburn, Ala.	W	4-2
April 26, 2006	Auburn, Ala.	L	9-0 (6)
April 6, 2007	Tuscaloosa, Ala.	L	10-0 (5)
April 6, 2007	Tuscaloosa, Ala.	L	5-3
April 7, 2007	Tuscaloosa, Ala.	L	12-4 (5)
April 12, 2008	Auburn, Ala.	L	5-4 (8)
April 12, 2008	Auburn, Ala.	L	12-1
April 13, 2008	Auburn, Ala.	L	4-2
April 25, 2009	Tuscaloosa, Ala.	L	8-0 (6)
April 25, 2009	Tuscaloosa, Ala.	L	4-2 (8)
April 26, 2009	Tuscaloosa, Ala.	L	6-0
April 2, 2010	Auburn, Ala.	L	5-1
April 3, 2010	Auburn, Ala.	L	9-1
April 3, 2010	Auburn, Ala.	L	10-2
March 16, 2011	Tuscaloosa, Ala.	L	6-1
March 16, 2011	Tuscaloosa, Ala.	L	8-2
March 27, 2012	Auburn, Ala.	L	4-2
March 27, 2012	Auburn, Ala.	L	5-2
March 22, 2013	Tuscaloosa, Ala.	L	8-0 (6)
March 22, 2013	Tuscaloosa, Ala.	W	7-4
March 23, 2013	Tuscaloosa, Ala.	L	13-1 (5)
April 16, 2014	Montgomery, Ala.	W	6-2
May 8, 2014	Columbia, S.C.	L	8-4

April 17, 2015	Auburn, Ala.	L	6-0
April 18, 2015	Auburn, Ala.	L	13-3
April 19, 2015	Auburn, Ala.	W	13-12 (8)
May 8, 2015	Baton Rouge, La.	W	7-1
May 13, 2016	Starkville, Miss.	W	6-4
May 5, 2017	Tuscaloosa, Ala.	W	3-0 (9)
May 6, 2017	Tuscaloosa, Ala.	W	4-1
May 7, 2017	Tuscaloosa, Ala.	L	3-2
March 16, 2018	Auburn, Ala.	L	2-0
March 17, 2018	Auburn, Ala.	W	3-1
March 18, 2018	Auburn, Ala.	W	2-1
May 9, 2018	Columbia, Mo	L	6-4
March 12, 2021	Auburn, Ala.	L	6-0
March 13, 2021	Auburn, Ala.	L	4-1
March 14, 2021	Auburn, Ala.	L	4-2

ALABAMA A&M**10-0 (1.000)****4-0 H • 4-0 A • 2-0 N**

DATE	SITE	RESULT	SCORE
Feb. 14, 1999	Auburn, Ala.	W	23-0
Feb. 14, 1999	Auburn, Ala.	W	26-0
March 21, 1999	Normal, Ala.	W	14-1
March 21, 1999	Normal, Ala.	W	13-1
March 9, 2001	Birmingham, Ala.	W	18-2
Feb. 23, 2003	Macon, Ga.	W	12-1
April 18, 2007	Auburn, Ala.	W	9-1 (5)
April 18, 2007	Auburn, Ala.	W	17-0 (5)
Feb. 26, 2008	Normal, Ala.	W	4-0
Feb. 26, 2008	Normal, Ala.	W	6-0

ALABAMA STATE**16-0 (1.000)****10-0 H • 4-0 A • 2-0 N**

DATE	SITE	RESULT	SCORE
Feb. 11, 2004	Montgomery, Ala.	W	13-0
Feb. 9, 2005	Auburn, Ala.	W	19-2
March 18, 2009	Nashville, Tenn.	W	4-0
Feb. 12, 2011	Birmingham, Ala.	W	12-1 (5)
Feb. 9, 2012	Auburn, Ala.	W	6-0
March 6, 2013	Montgomery, Ala.	W	9-6
April 23, 2014	Auburn, Ala.	W	5-3
March 8, 2017	Auburn, Ala.	W	14-0 (5)
April 26, 2017	Montgomery, Ala.	W	14-1 (6)
March 21, 2018	Auburn, Ala.	W	22-0 (5)
April 17, 2019	Auburn, Ala.	W	8-0 (5)
Feb. 14, 2020	Auburn, Ala.	W	9-1 (5)
Feb. 15, 2020	Auburn, Ala.	W	7-0
April 13, 2021	Auburn, Ala.	W	5-0
March 30, 2022	Auburn, Ala.	W	6-2
April 27, 2022	Auburn, Ala.	W	8-0 (5)

APPALACHIAN STATE**6-0 (1.000)****6-0 H • 0-0 A • 0-0 N**

DATE	SITE	RESULT	SCORE
Feb. 12, 2012	Auburn, Ala.	W	6-2
April 27, 2013	Auburn, Ala.	W	9-0 (5)
April 27, 2013	Auburn, Ala.	W	10-0 (5)
Feb. 8, 2015	Auburn, Ala.	W	9-0 (5)
Feb. 11, 2016	Auburn, Ala.	W	9-0 (5)
Feb. 14, 2016	Auburn, Ala.	W	22-5 (5)

**ARIZONA****3-7 (.300)****2-1 H • 0-4 A • 1-2 N**

DATE	SITE	RESULT	SCORE
Feb. 16, 2002	Tucson, Ariz.	L	4-0
Feb. 1, 2003	Tampa, Fla.	L	6-0
May 20, 2006	Tucson, Ariz.	L	4-2
March 6, 2015	Fullerton, Calif.	W	20-2 (5)
May 28, 2016	Auburn, Ala.	L	5-3
May 29, 2016	Auburn, Ala.	W	4-1
May 29, 2016	Auburn, Ala.	W	6-1
May 18, 2019	Tucson, Ariz.	L	2-1
May 19, 2019	Tucson, Ariz.	L	12-3
Feb. 22, 2020	Cathedral, City, Calif.	L	2-0

ARIZONA STATE**1-4 (.200)****0-1 H • 0-1 A • 1-1 N**

DATE	SITE	RESULT	SCORE
Feb. 16, 2002	Tucson, Ariz.	L	4-0
Feb. 24, 2006	Auburn, Ala.	L	1-0 (8)
Feb. 12, 2010	Tempe, Ariz.	L	14-2 (5)
March 7, 2015	Fullerton, Calif.	W	7-4
Feb. 20, 2020	Cathedral City, Calif.	L	13-0 (5)

ARKANSAS**38-34 (.528)****21-13 H • 17-20 A • 0-1 N**

DATE	SITE	RESULT	SCORE
April 5, 1997	Auburn, Ala.	W	7-6 (10)
April 5, 1997	Auburn, Ala.	W	2-1 (8)
April 6, 1997	Auburn, Ala.	W	2-0
April 6, 1997	Auburn, Ala.	W	9-0
April 3, 1998	Fayetteville, Ark.	L	5-4
April 3, 1998	Fayetteville, Ark.	W	4-2
April 4, 1998	Fayetteville, Ark.	L	5-4
April 4, 1998	Fayetteville, Ark.	L	6-4
April 9, 1999	Auburn, Ala.	L	1-0
April 9, 1999	Auburn, Ala.	L	3-1
April 10, 1999	Auburn, Ala.	L	4-0
April 10, 1999	Auburn, Ala.	L	4-0
Feb. 12, 2000	Grand Prairie, Texas	L	7-4
April 7, 2000	Fayetteville, Ark.	L	2-0
April 7, 2000	Fayetteville, Ark.	L	6-2
April 8, 2000	Fayetteville, Ark.	W	3-1
April 8, 2000	Fayetteville, Ark.	L	4-2
March 24, 2001	Auburn, Ala.	L	6-0
March 24, 2001	Auburn, Ala.	L	5-2
March 25, 2001	Auburn, Ala.	L	4-3
March 23, 2002	Fayetteville, Ark.	L	6-3
March 23, 2002	Fayetteville, Ark.	L	4-0
March 24, 2002	Fayetteville, Ark.	L	3-2
March 15, 2003	Auburn, Ala.	L	4-1
March 16, 2003	Auburn, Ala.	W	2-0
March 16, 2003	Auburn, Ala.	W	3-2
March 13, 2004	Fayetteville, Ark.	W	1-0
March 14, 2004	Fayetteville, Ark.	W	9-0
March 14, 2004	Fayetteville, Ark.	W	3-0
March 12, 2005	Auburn, Ala.	W	4-0
March 12, 2005	Auburn, Ala.	W	10-1
March 13, 2005	Auburn, Ala.	W	10-2
April 22, 2006	Fayetteville, Ark.	W	5-4
April 22, 2006	Fayetteville, Ark.	L	2-0
April 23, 2006	Fayetteville, Ark.	W	2-1
March 27, 2007	Fayetteville, Ark.	W	5-0
March 27, 2007	Fayetteville, Ark.	W	3-2
March 18, 2008	Auburn, Ala.	W	9-6
March 18, 2008	Auburn, Ala.	W	5-3

April 4, 2009	Fayetteville, Ark.	W	4-3 (8)
April 4, 2009	Fayetteville, Ark.	L	4-2
April 5, 2009	Fayetteville, Ark.	W	5-4
May 8, 2010	Auburn, Ala.	W	4-3
May 8, 2010	Auburn, Ala.	W	3-2 (8)
May 9, 2010	Auburn, Ala.	W	2-1
March 11, 2011	Fayetteville, Ark.	W	5-1
March 12, 2011	Fayetteville, Ark.	W	9-1 (6)
March 13, 2011	Fayetteville, Ark.	W	2-0
April 20, 2012	Auburn, Ala.	W	3-2 (8)
April 21, 2012	Auburn, Ala.	W	5-1
April 22, 2012	Auburn, Ala.	L	5-1
May 3, 2013	Fayetteville, Ark.	L	6-0
May 4, 2013	Fayetteville, Ark.	L	8-7 (8)
May 5, 2013	Fayetteville, Ark.	L	5-0
April 24, 2015	Auburn, Ala.	W	9-1 (6)
April 25, 2015	Auburn, Ala.	W	9-1 (5)
April 26, 2015	Auburn, Ala.	W	10-2 (5)
April 15, 2016	Fayetteville, Ark.	W	21-0 (5)
April 16, 2016	Fayetteville, Ark.	W	23-0 (5)
April 17, 2016	Fayetteville, Ark.	W	10-0 (5)
April 20, 2018	Auburn, Ala.	W	11-1 (5)
April 21, 2018	Auburn, Ala.	L	4-2 (10)
April 21, 2018	Auburn, Ala.	W	4-2
May 3, 2019	Fayetteville, Ark.	L	1-0
May 4, 2019	Fayetteville, Ark.	L	7-1
May 5, 2019	Fayetteville, Ark.	L	5-2
April 1, 2021	Auburn, Ala.	L	6-1
April 2, 2021	Auburn, Ala.	L	3-0
April 3, 2021	Auburn, Ala.	L	2-0
April 8, 2022	Fayetteville, Ark.	L	4-7
April 9, 2022	Fayetteville, Ark.	L	3-4
April 10, 2022	Fayetteville, Ark.	L	4-17 (5)

ARMY**1-0 (1.000)****1-0 H • 0-0 A • 0-0 N**

DATE	SITE	RESULT	SCORE
Feb. 10, 2013	Auburn, Ala.	W	8-0

AUSTIN PEAY**6-0 (1.000)****5-0 H • 0-0 A • 1-0 N**

DATE	SITE	RESULT	SCORE
March 10, 2001	Birmingham, Ala.	W	10-2
Feb. 1, 2002	Auburn, Ala.	W	12-0
Feb. 13, 2004	Auburn, Ala.	W	6-2
Feb. 19, 2005	Auburn, Ala.	W	6-0
Feb. 21, 2009	Auburn, Ala.	W	5-0
Feb. 10, 2013	Auburn, Ala.	W	9-1 (5)

BALL STATE**6-1 (.857)****4-1 H • 0-0 A • 2-0 N**

DATE	SITE	RESULT	SCORE
March 6, 2001	Auburn, Ala.	L	2-1
March 6, 2001	Auburn, Ala.	W	3-0
March 10, 2001	Birmingham, Ala.	W	8-3
March 11, 2001	Birmingham, Ala.	W	9-1
March 13, 2002	Auburn, Ala.	W	9-0
March 15, 2014	Auburn, Ala.	W	15-3 (5)
Feb. 13, 2015	Auburn, Ala.	W	12-1 (5)

**BAYLOR** 0-2 (.000)

0-0 H • 0-1 A • 0-1 N

DATE	SITE	RESULT	SCORE
Feb. 7, 2004	Waco, Texas	L	2-0
Feb. 7, 2020	Clearwater, Fla.	L	8-0 (5)

BELMONT 1-0 (1.000)

1-0 H • 0-0 A • 0-0 N

DATE	SITE	RESULT	SCORE
Feb. 25, 2011	Auburn, Ala.	W	8-5

BINGHAMTON 2-0 (1.000)

2-0 H • 0-0 A • 0-0 N

DATE	SITE	RESULT	SCORE
Feb. 29, 2020	Auburn, Ala.	W	10-3
March 1, 2020	Auburn, Ala.	W	11-6

BIRMINGHAM SOUTHERN 5-0 (1.000)

1-0 H • 2-0 A • 2-0 N

DATE	SITE	RESULT	SCORE
Feb. 23, 2003	Macon, Ga.	W	16-0
Feb. 28, 2004	Birmingham, Ala.	W	6-0
Feb. 28, 2004	Birmingham, Ala.	W	3-1
Feb. 19, 2005	Auburn, Ala.	W	8-2
Feb. 24, 2008	Orlando, Fla.	W	8-0

BOSTON 0-1 (.000)

0-0 H • 0-0 A • 0-1 N

DATE	SITE	RESULT	SCORE
May 17, 2009	Atlanta, Ga.	L	5-0

BOSTON COLLEGE 5-1 (.833)

3-1 H • 0-0 A • 2-0 N

DATE	SITE	RESULT	SCORE
Feb. 18, 2005	Auburn, Ala.	L	4-2
Feb. 20, 2005	Auburn, Ala.	W	7-6
March 4, 2006	Boca Raton, Fla.	W	10-2 (6)
March 5, 2006	Boca Raton, Fla.	W	9-3
Feb. 25, 2016	Auburn, Ala.	W	5-1
Feb. 26, 2016	Auburn, Ala.	W	6-0

BOWLING GREEN 2-0 (1.000)

2-0 H • 0-0 A • 0-0 N

DATE	SITE	RESULT	SCORE
March 7, 2008	Auburn, Ala.	W	3-1
Feb. 10, 2012	Auburn, Ala.	W	10-2 (5)

BRADLEY 1-0 (1.000)

1-0 H • 0-0 A • 0-0 N

DATE	SITE	RESULT	SCORE
Feb. 26, 2022	Auburn, Ala.	W	2-1

BRYANT 2-0 (1.000)

2-0 H • 0-0 A • 0-0 N

DATE	SITE	RESULT	SCORE
Feb. 15, 2013	Auburn, Ala.	W	10-0 (5)
March 5, 2016	Auburn, Ala.	W	10-0 (6)

BUTLER 1-0 (1.000)

1-0 H • 0-0 A • 0-0 N

DATE	SITE	RESULT	SCORE
Feb. 13, 2016	Auburn, Ala.	W	28-2 (5)

BYU 1-2 (.333)

0-2 H • 0-0 A • 1-0 N

DATE	SITE	RESULT	SCORE
May 19, 2011	Auburn, Ala.	L	2-1
May 20, 2011	Auburn, Ala.	L	4-3
Feb. 11, 2017	Puerto Vallarta, Mexico	W	3-0

CALIFORNIA 3-1 (.750)

2-0 H • 0-0 A • 1-1 N

DATE	SITE	RESULT	SCORE
Feb. 27, 2009	Fullerton, Calif.	W	4-1
May 20, 2017	Auburn, Ala.	W	4-3
May 21, 2017	Auburn, Ala.	W	8-2
Feb. 21, 2020	Cathedral City, Calif.	L	1-8

CAL POLY 0-1 (.000)

0-0 H • 0-0 A • 0-1 N

DATE	SITE	RESULT	SCORE
Feb. 28, 2009	Fullerton, Calif.	L	6-0

CAL STATE NORTHRIDGE 1-1 (.500)

0-0 H • 1-0 A • 0-1 N

DATE	SITE	RESULT	SCORE
Feb. 20, 2004	San Diego, Calif.	L	3-2
Feb. 21, 2018	Northridge, Calif.	W	8-0

CAL STATE FULLERTON 1-2 (.333)

0-0 H • 1-1 A • 0-1 N

DATE	SITE	RESULT	SCORE
Feb. 16, 2001	Honolulu, Hawaii	L	4-3 (10)
March 1, 2009	Fullerton, Calif.	W	6-1
March 6, 2015	Fullerton, Calif.	L	3-2

CAMPBELL 1-0 (1.000)

1-0 H • 0-0 A • 0-0 N

DATE	SITE	RESULT	SCORE
Feb. 18, 2011	Auburn, Ala.	W	3-1

CANISIUS 0-1 (.000)

0-0 H • 0-0 A • 0-1 N

DATE	SITE	RESULT	SCORE
March 28, 1997	Atlanta, Ga.	L	3-1

CENTENARY 2-1 (.667)

0-1 H • 0-0 A • 2-0 N

DATE	SITE	RESULT	SCORE
Feb. 16, 2001	Honolulu, Hawaii	W	15-1
Feb. 17, 2001	Honolulu, Hawaii	W	8-2
Feb. 12, 2006	Auburn, Ala.	L	9-6

CENTRAL MICHIGAN 2-2 (.500)

1-0 H • 0-0 A • 1-2 N

DATE	SITE	RESULT	SCORE
March 1, 1997	Boca Raton, Fla.	L	5-0
March 2, 1997	Boca Raton, Fla.	W	2-0
March 3, 2007	Tampa, Fla.	L	2-1
Feb. 20, 2010	Auburn, Ala.	W	6-2

**CHARLESTON SOUTHERN 3-0 (1.000)**

1-0 H • 2-0 A • 0-0 N

DATE	SITE	RESULT	SCORE
March 7, 1997	Charleston, S.C.	W	5-0
March 7, 1997	Charleston, S.C.	W	9-1
Feb. 2, 2002	Auburn, Ala.	W	8-0

CHARLOTTE 3-0 (1.000)

1-0 H • 0-0 A • 2-0 N

DATE	SITE	RESULT	SCORE
March 8, 1997	Conway, S.C.	W	7-3
March 1, 2008	Columbus, Ga.	W	4-0
March 2, 2013	Auburn, Ala.	W	2-1

CHATTANOOGA 6-2 (.750)

4-1 H • 2-1 A • 0-0 N

DATE	SITE	RESULT	SCORE
Feb. 7, 2003	Auburn, Ala.	W	4-1
Feb. 17, 2013	Auburn, Ala.	L	6-4
Feb. 8, 2015	Auburn, Ala.	W	12-1 (5)
May 6, 2018	Chattanooga, Tenn.	W	7-0
May 6, 2018	Chattanooga, Tenn.	W	9-0
April 21, 2021	Chattanooga, Tenn.	L	1-0
March 6, 2022	Auburn, Ala.	W	12-1 (5)
April 20, 2022	Auburn, Ala.	W	7-3

CLEMSON 0-1 (.000)

0-0 H • 0-1 A • 0-0 N

DATE	SITE	RESULT	SCORE
May 21, 2022	Clemson, S.C.	L	0-1

COASTAL CAROLINA 4-0 (1.000)

0-0 H • 2-0 A • 2-0 N

DATE	SITE	RESULT	SCORE
March 8, 1997	Conway, S.C.	W	6-3
March 9, 1997	Conway, S.C.	W	6-5
Feb. 26, 1999	Statesboro, Ga.	W	10-1
Feb. 28, 1999	Statesboro, Ga.	W	15-3

COLLEGE OF CHARLESTON 4-0 (1.000)

4-0 H • 0-0 A • 0-0 N

DATE	SITE	RESULT	SCORE
Feb. 11, 2005	Auburn, Ala.	W	9-0
Feb. 12, 2005	Auburn, Ala.	W	2-1
March 4, 2017	Auburn, Ala.	W	14-0 (5)
March 5, 2017	Auburn, Ala.	W	8-0 (5)

COLORADO STATE 2-0 (1.000)

0-0 H • 0-0 A • 2-0 N

DATE	SITE	RESULT	SCORE
May 17, 2019	Tucson, Ariz.	W	10-5
May 18, 2019	Tucson, Ariz.	W	8-0 (5)

CONNECTICUT 1-0 (1.000)

1-0 H • 0-0 A • 0-0 N

DATE	SITE	RESULT	SCORE
March 8, 2011	Auburn, Ala.	W	8-0 (6)

CREIGHTON 3-0 (1.000)

2-0 H • 0-0 A • 1-0 N

DATE	SITE	RESULT	SCORE
March 10, 2000	Tampa, Fla.	W	6-2
Feb. 17, 2017	Auburn, Ala.	W	8-0 (5)
Feb. 18, 2017	Auburn, Ala.	W	9-0 (5)

DARTMOUTH 1-1 (.500)

0-0 H • 0-0 A • 1-1 N

DATE	SITE	RESULT	SCORE
Feb. 20, 2015	Tampa, Fla.	L	4-2
Feb. 21, 2015	Tampa, Fla.	W	6-3

DELAWARE 1-0 (1.000)

1-0 H • 0-0 A • 0-0 N

DATE	SITE	RESULT	SCORE
Feb. 16, 2018	Auburn, Ala.	W	15-0 (5)

DELAWARE STATE 1-0 (1.000)

1-0 H • 0-0 A • 0-0 N

DATE	SITE	RESULT	SCORE
Feb. 26, 2022	Auburn, Ala.	W	9-0 (5)

DEPAUL 1-4 (.200)

0-0 H • 0-0 A • 1-4 N

DATE	SITE	RESULT	SCORE
Feb. 20, 1998	Tampa, Fla.	L	1-0
Feb. 22, 1998	Tampa, Fla.	L	4-0
Feb. 8, 2007	Honolulu, Hawaii	L	7-0
Feb. 10, 2007	Honolulu, Hawaii	L	5-4 (8)
Feb. 20, 2016	Clearwater, Fla.	W	18-0 (5)

DRAKE 2-0 (1.000)

1-0 H • 0-0 A • 1-0 N

DATE	SITE	RESULT	SCORE
Feb. 23, 2008	Orlando, Fla.	W	1-0 (9)
Feb. 16, 2019	Auburn, Ala.	W	2-0

DREXEL 1-0 (1.000)

1-0 H • 0-0 A • 0-0 N

DATE	SITE	RESULT	SCORE
March 10, 2012	Auburn, Ala.	W	13-0 (5)

EAST CAROLINA 1-0 (1.000)

0-0 H • 0-0 A • 1-0 N

DATE	SITE	RESULT	SCORE
March 27, 1998	Midlothian, Va.	W	11-3

EAST TENNESSEE STATE 2-0 (1.000)

0-2 H • 0-0 A • 1-0 N

DATE	SITE	RESULT	SCORE
Feb. 8, 2013	Auburn	W	11-3
May 19, 2017	Auburn	W	11-0 (5)

EASTERN ILLINOIS 2-0 (1.000)

2-0 H • 0-0 A • 0-0 N

DATE	SITE	RESULT	SCORE
Feb. 14, 2015	Auburn, Ala.	W	9-1 (5)
Feb. 23, 2019	Auburn, Ala.	W	6-0

**EASTERN KENTUCKY****2-1 (.667)****1-0 H • 1-1 A • 1-0 N**

DATE	SITE	RESULT	SCORE
March 23, 1998	Richmond, Ky.	L	2-1
March 23, 1998	Richmond, Ky.	W	4-3
Feb. 13, 2009	Auburn, Ala.	W	7-1

FLON**0-1 (.000)****0-0 H • 0-0 A • 1-0 N**

DATE	SITE	RESULT	SCORE
March 27, 1998	Midlothian, Va.	W	11-3

EVANSVILLE**8-0 (1.000)****8-0 H • 0-0 A • 0-0 N**

DATE	SITE	RESULT	SCORE
Feb. 13, 2004	Auburn, Ala.	W	7-0
Feb. 15, 2004	Auburn, Ala.	W	8-0
Feb. 11, 2006	Auburn, Ala.	W	12-7
Feb. 15, 2008	Auburn, Ala.	W	4-0
Feb. 5, 2009	Auburn, Ala.	W	4-0
March 10, 2012	Auburn, Ala.	W	3-1
Feb. 7, 2015	Auburn, Ala.	W	12-0 (5)
Feb. 18, 2017	Auburn, Ala.	W	5-3

FLORIDA**23-48 (.324)****14-19 H • 5-24 A • 4-5 N**

DATE	SITE	RESULT	SCORE
April 13, 1997	Auburn, Ala.	L	3-1
April 13, 1997	Auburn, Ala.	W	5-2
May 10, 1997	Columbus, Ga.	L	7-5
April 11, 1998	Gainesville, Fla.	L	4-0
April 11, 1998	Gainesville, Fla.	L	12-7
April 18, 1999	Auburn, Ala.	W	11-6
April 18, 1999	Auburn, Ala.	W	10-2
April 14, 2000	Gainesville, Fla.	W	2-0
April 4, 2001	Auburn, Ala.	W	9-1
April 4, 2001	Auburn, Ala.	L	9-3 (8)
April 5, 2001	Auburn, Ala.	W	6-5
May 11, 2001	Chattanooga, Tenn.	W	4-1
March 26, 2002	Gainesville, Fla.	W	8-3
March 26, 2002	Gainesville, Fla.	W	3-2
March 27, 2002	Gainesville, Fla.	L	8-0
May 10, 2002	Chattanooga, Tenn.	W	7-1
March 4, 2003	Auburn, Ala.	L	4-0
March 4, 2003	Auburn, Ala.	L	9-1
March 5, 2003	Auburn, Ala.	W	3-0
March 30, 2004	Gainesville, Fla.	L	2-1
March 30, 2004	Gainesville, Fla.	L	3-0
March 31, 2004	Gainesville, Fla.	L	11-3
April 26, 2005	Auburn, Ala.	W	5-3
April 26, 2005	Auburn, Ala.	W	6-4
April 27, 2005	Auburn, Ala.	W	6-5
March 28, 2006	Gainesville, Fla.	W	2-1
March 28, 2006	Gainesville, Fla.	L	5-4 (9)
March 29, 2006	Gainesville, Fla.	L	5-0
April 14, 2007	Auburn, Ala.	L	3-0
April 15, 2007	Auburn, Ala.	W	6-5
April 15, 2007	Auburn, Ala.	L	2-0 (8)
April 26, 2008	Gainesville, Fla.	L	3-1
April 26, 2008	Gainesville, Fla.	L	7-2
April 27, 2008	Gainesville, Fla.	L	10-1 (5)
April 1, 2009	Auburn, Ala.	L	3-0
April 1, 2009	Auburn, Ala.	L	7-1
May 6, 2009	Knoxville, Tenn.	L	3-0
March 17, 2010	Gainesville, Fla.	L	7-0

March 17, 2010	Gainesville, Fla.	L	5-4
May 13, 2010	Knoxville, Tenn.	L	9-1 (5)
April 16, 2011	Auburn, Ala.	L	14-4
April 16, 2011	Auburn, Ala.	L	8-2
April 17, 2011	Auburn, Ala.	L	13-4 (6)
May 12, 2011	Oxford, Miss.	W	6-2
April 13, 2012	Gainesville, Fla.	L	3-2
April 14, 2012	Gainesville, Fla.	L	3-1
April 15, 2012	Gainesville, Fla.	L	5-2
March 8, 2013	Auburn, Ala.	L	13-0 (5)
March 9, 2013	Auburn, Ala.	W	5-4
March 10, 2013	Auburn, Ala.	L	2-0
April 4, 2014	Gainesville, Fla.	L	4-2
April 5, 2014	Gainesville, Fla.	L	7-6
April 6, 2014	Gainesville, Fla.	L	1-0 (8)
May 31, 2015	Oklahoma City, Okla.	L	3-2 (9)
March 12, 2016	Auburn, Ala.	L	6-3
March 13, 2016	Auburn, Ala.	L	8-5
March 14, 2016	Auburn, Ala.	W	5-4
May 13, 2016	Starkville, Miss.	W	2-1
March 25, 2017	Gainesville, Fla.	L	4-3
March 26, 2017	Gainesville, Fla.	L	7-0
March 27, 2017	Gainesville, Fla.	W	1-0
April 26, 2019	Auburn, Ala.	L	7-0
April 27, 2019	Auburn, Ala.	W	2-1 (10)
April 28, 2019	Auburn, Ala.	L	6-1
May 10, 2019	College Station, Texas	L	3-0
March 6, 2020	Gainesville, Fla.	L	0-6
March 7, 2020	Gainesville, Fla.	L	1-2 (11)
March 8, 2020	Gainesville, Fla.	L	0-11 (5)
April 1, 2022	Auburn, Ala.	W	3-1
April 2, 2022	Auburn, Ala.	L	6-7
April 3, 2022	Auburn, Ala.	L	0-3

FLORIDA A&M**6-2 (.750)****2-1 H • 1-1 A • 3-0 N**

DATE	SITE	RESULT	SCORE
April 11, 1997	Auburn, Ala.	L	3-2
April 11, 1997	Auburn, Ala.	W	9-1
April 13, 1998	Tallahassee, Fla.	L	5-4
April 13, 1998	Tallahassee, Fla.	W	6-5
Jan. 30, 2004	Miami, Fla.	W	6-1
May 21, 2005	Auburn, Ala.	W	11-2
Feb. 24, 2012	Boca Raton, Fla.	W	9-0 (5)
Feb. 10, 2019	Gulf Shores, Ala.	W	10-2 (6)

FLORIDA ATLANTIC**5-5 (.500)****1-0 H • 3-4 A • 1-1 N**

DATE	SITE	RESULT	SCORE
March 1, 1997	Boca Raton, Fla.	L	4-2
March 2, 1997	Boca Raton, Fla.	W	3-1
March 3, 1997	Boca Raton, Fla.	L	7-0
March 2, 2002	Miami, Fla.	L	4-1
May 17, 2002	Boca Raton, Fla.	L	4-2
Jan. 31, 2003	Tampa, Fla.	W	5-3
March 4, 2006	Boca Raton, Fla.	W	4-1
March 5, 2006	Boca Raton, Fla.	L	5-3
April 4, 2007	Auburn, Ala.	W	4-3
Feb. 24, 2012	Boca Raton, Fla.	W	6-1

ALL-TIME RESULTS BY OPPONENT

**FLORIDA INTERNATIONAL 5-1 (.833)**

0-0 H • 4-1 A • 1-0 N

DATE	SITE	RESULT	SCORE
March 1, 2002	Miami, Fla.	W	3-1
March 2, 2002	Miami, Fla.	W	5-3
Feb. 5, 2005	Miami, Fla.	W	6-1
Feb. 6, 2005	Miami, Fla.	L	4-0
Feb. 7, 2009	Miami, Fla..	W	2-1 (9)
Feb. 25, 2012	Boca Raton, Fla.	W	2-1

FLORIDA STATE 11-18-1 (.383)

6-9-1 H • 4-9 A • 1-0 N

DATE	SITE	RESULT	SCORE
May 2, 1997	Auburn, Ala.	L	2-0 (11)
May 2, 1997	Auburn, Ala.	W	2-1 (8)
April 12, 1998	Tallahassee, Fla.	L	5-1
April 12, 1998	Tallahassee, Fla.	L	8-3
Feb. 23, 1999	Auburn, Ala.	L	4-2
Feb. 23, 1999	Auburn, Ala.	T	0-0
April 15, 2000	Tallahassee, Fla.	L	7-0
April 15, 2000	Tallahassee, Fla.	W	5-4 (13)
March 9, 2002	Tallahassee, Fla.	L	5-4
May 16, 2002	Tallahassee, Fla.	L	2-1
Feb. 4, 2003	Tallahassee, Fla.	L	8-0
Feb. 4, 2003	Tallahassee, Fla.	L	3-2
May 3, 2004	Auburn, Ala.	W	1-0
May 3, 2004	Auburn, Ala.	L	4-0
May 20, 2005	Auburn, Ala.	L	5-0
May 21, 2005	Auburn, Ala.	L	2-0
March 30, 2006	Tallahassee, Fla.	W	7-2
May 6, 2007	Auburn, Ala.	W	7-2
March 18, 2010	Tallahassee, Fla.	W	1-0 (9)
March 8, 2011	Auburn, Ala.	W	5-3
March 19, 2013	Auburn, Ala.	L	6-3
Feb. 26, 2014	Auburn, Ala.	L	5-4
March 25, 2015	Tallahassee, Fla.	L	10-7
March 25, 2015	Tallahassee, Fla.	W	10-4
April 20, 2016	Auburn, Ala.	W	9-6
April 20, 2016	Auburn, Ala.	L	4-3
June 5, 2016	Oklahoma, City, Okla.	W	8-7 (8)
May 19, 2018	Tallahassee, Fla.	L	2-1 (8)
March 20, 2021	Auburn, Ala.	L	10-1 (5)
March 21, 2021	Auburn, Ala.	W	2-1

FORDHAM 1-0 (1.000)

0-0 H • 0-0 A • 0-1 N

DATE	SITE	RESULT	SCORE
Feb. 21, 2016	Clearwater, Fla.	W	18-1 (5)

FRESNO STATE 0-1 (.000)

0-0 H • 0-0 A • 0-1 N

DATE	SITE	RESULT	SCORE
May 20, 2004	Stanford, Calif.	L	3-1 (10)

FURMAN 8-0 (1.000)

8-0 H • 0-0 A • 0-0 N

DATE	SITE	RESULT	SCORE
Feb. 14, 2004	Auburn, Ala.	W	9-1
Feb. 14, 2004	Auburn, Ala.	W	3-1
Feb. 17, 2008	Auburn, Ala.	W	5-0
Feb. 8, 2013	Auburn, Ala.	W	9-1
Feb. 13, 2016	Auburn, Ala.	W	9-2
Feb. 9, 2018	Auburn, Ala.	W	2-0
Feb. 10, 2018	Auburn, Ala.	W	9-1 (6)
Feb. 17, 2019	Auburn, Ala.	W	15-1 (5)

GARDNER-WEBB 5-0 (1.000)

5-0 H • 0-0 A • 0-0 N

DATE	SITE	RESULT	SCORE
Feb. 18, 2005	Auburn, Ala.	W	4-0
Feb. 20, 2005	Auburn, Ala.	W	3-0
Feb. 15, 2008	Auburn, Ala.	W	2-1
March 6, 2010	Auburn, Ala.	W	8-0 (5)
March 1, 2013	Auburn, Ala.	W	10-0 (5)

GEORGE MASON 1-0 (1.000)

0-0 H • 0-0 A • 1-0 N

DATE	SITE	RESULT	SCORE
Feb. 22, 2008	Orlando, Fla.	W	3-1

GEORGE WASHINGTON 2-0 (1.000)

2-0 H • 0-0 A • 0-0 N

DATE	SITE	RESULT	SCORE
March 9, 2012	Auburn, Ala.	W	3-0
Feb. 7, 2015	Auburn, Ala.	W	8-0 (5)

GEORGIA SOUTHERN 5-1 (.833)

4-0 H • 0-1 A • 1-0 N

DATE	SITE	RESULT	SCORE
Feb. 27, 1999	Statesboro, Ga.	L	5-3
March 5, 2005	Marietta, Ga.	W	10-0
March 7, 2008	Auburn, Ala.	W	3-0
Feb. 25, 2011	Auburn, Ala.	W	9-1 (5)
Feb. 28, 2020	Auburn, Ala.	W	5-4 (9)
March 1, 2020	Auburn, Ala.	W	6-0



**GEORGIA****25-38 (.397)****13-20 H • 11-16 A • 1-2 N**

DATE	SITE	RESULT	SCORE
April 25, 1997	Athens, Ga.	L	1-0
April 25, 1997	Athens, Ga.	W	6-4 (8)
April 24, 1998	Auburn, Ala.	L	4-1
April 24, 1998	Auburn, Ala.	L	3-0
May 1, 1999	Athens, Ga.	L	4-2
May 1, 1999	Athens, Ga.	W	8-0
April 28, 2000	Auburn, Ala.	W	3-2
April 28, 2000	Auburn, Ala.	W	7-5
March 17, 2001	Athens, Ga.	W	4-0
March 17, 2001	Athens, Ga.	L	1-0
March 18, 2001	Athens, Ga.	W	8-2
March 16, 2002	Auburn, Ala.	L	5-3
March 16, 2002	Auburn, Ala.	L	12-2
March 17, 2002	Auburn, Ala.	L	8-1
May 9, 2002	Chattanooga, Tenn.	L	4-3
March 8, 2003	Athens, Ga.	L	7-1
March 8, 2003	Athens, Ga.	L	10-0
March 9, 2003	Athens, Ga.	L	9-4
April 17, 2004	Auburn, Ala.	W	1-0
April 17, 2004	Auburn, Ala.	L	5-3
April 18, 2004	Auburn, Ala.	W	4-2
April 16, 2005	Athens, Ga.	L	5-4
April 16, 2005	Athens, Ga.	L	4-3 (8)
April 17, 2005	Athens, Ga.	W	8-4
May 14, 2005	Gainesville, Fla.	L	7-3
March 25, 2006	Auburn, Ala.	L	4-1
March 25, 2006	Auburn, Ala.	L	8-5
March 26, 2006	Auburn, Ala.	W	6-2
March 14, 2007	Auburn, Ala.	L	4-0
March 14, 2007	Auburn, Ala.	L	5-2
April 16, 2008	Athens, Ga.	L	3-2
April 16, 2008	Athens, Ga.	W	2-1
April 18, 2009	Auburn, Ala.	L	7-2
April 18, 2009	Auburn, Ala.	L	10-0
April 19, 2009	Auburn, Ala.	L	12-6
April 17, 2010	Athens, Ga.	L	7-0
April 17, 2010	Athens, Ga.	L	7-5
April 18, 2010	Athens, Ga.	L	1-0
April 29, 2011	Auburn, Ala.	L	6-1
April 30, 2011	Auburn, Ala.	W	3-1
May 1, 2011	Auburn, Ala.	W	3-2
March 16, 2012	Athens, Ga.	W	2-0
March 17, 2012	Athens, Ga.	L	6-3
March 18, 2012	Athens, Ga.	L	4-2
March 15, 2013	Auburn, Ala.	L	9-3
March 16, 2013	Auburn, Ala.	L	2-0
March 17, 2013	Auburn, Ala.	L	9-8
April 19, 2014	Athens, Ga.	L	11-2 (5)
April 19, 2014	Athens, Ga.	L	8-4
April 20, 2014	Athens, Ga.	W	8-1
April 22, 2016	Auburn, Ala.	W	4-3
April 23, 2016	Auburn, Ala.	W	13-2 (5)
April 24, 2016	Auburn, Ala.	W	2-1
June 4, 2016	Oklahoma City, Okla.	W	4-3
March 31, 2017	Athens, Ga.	W	7-5
April 1, 2017	Athens, Ga.	W	13-4
April 2, 2017	Athens, Ga.	W	4-3
March 29, 2019	Auburn, Ala.	L	7-6
March 30, 2019	Auburn, Ala.	L	3-2
March 31, 2019	Auburn, Ala.	W	9-5
April 29, 2022	Auburn, Ala.	W	6-3
April 30, 2022	Auburn, Ala.	W	4-3
May 1, 2022	Auburn, Ala.	L	3-6

GEORGIA STATE**21-5 (.808)****12-4 H • 9-1 A • 0-0 N**

DATE	SITE	RESULT	SCORE
Feb. 16, 1999	Auburn, Ala.	L	8-0
Feb. 16, 1999	Auburn, Ala.	W	8-0
March 30, 1999	Auburn, Ala.	L	2-1
March 30, 1999	Auburn, Ala.	L	7-6
March 29, 2005	Auburn, Ala.	W	4-2
Feb. 14, 2006	Atlanta, Ga.	W	3-2 (9)
Feb. 14, 2007	Auburn, Ala.	W	8-0 (6)
April 9, 2008	Atlanta, Ga.	W	1-0
April 9, 2008	Atlanta, Ga.	W	3-0
Feb. 11, 2009	Auburn, Ala.	W	6-0
Feb. 17, 2010	Atlanta, Ga.	L	6-5 (8)
Feb. 23, 2011	Auburn, Ala.	W	4-2
Feb. 22, 2012	Atlanta, Ga.	W	9-1 (5)
Feb. 20, 2013	Auburn, Ala.	L	4-1
March 26, 2014	Atlanta, Ga.	W	16-1 (5)
Feb. 12, 2015	Auburn, Ala.	W	20-8 (5)
Feb. 18, 2015	Auburn, Ala.	W	10-0 (5)
March 6, 2016	Auburn, Ala.	W	7-0
March 6, 2016	Auburn, Ala.	W	9-0 (6)
March 23, 2016	Atlanta, Ga.	W	8-4
April 12, 2017	Auburn, Ala.	W	6-3
Feb. 18, 2018	Auburn, Ala.	W	5-0
March 13, 2019	Atlanta, Ga.	W	12-1 (5)
March 11, 2020	Auburn, Ala.	W	2-1
April 14, 2021	Atlanta, Ga.	W	4-1
March 2, 2022	Atlanta, Ga.	W	9-1 (6)

GEORGIA TECH**4-7 (.364)****3-2 H • 0-5 A • 1-0 N**

DATE	SITE	RESULT	SCORE
March 29, 1997	Atlanta, Ga.	L	4-0
Feb. 15, 2000	Auburn, Ala.	W	3-1
April 11, 2000	Atlanta, Ga.	L	4-3 (8)
March 19, 2002	Auburn, Ala.	L	9-1
March 19, 2002	Auburn, Ala.	L	2-1
April 23, 2003	Auburn, Ala.	W	1-0
May 2, 2003	Atlanta, Ga.	L	2-0
Feb. 29, 2008	Columbus, Ga.	W	3-2
May 16, 2009	Atlanta, Ga.	L	4-1
May 22, 2010	Atlanta, Ga.	L	4-1
Feb. 19, 2012	Auburn, Ala.	W	12-5

GREEN BAY**1-0 (1.000)****0-0 H • 0-0 A • 1-0 N**

DATE	SITE	RESULT	SCORE
May 17, 2014	Minneapolis, Minn.	W	9-1

HARVARD**1-2 (.333)****0-0 H • 0-0 A • 1-2 N**

DATE	SITE	RESULT	SCORE
March 1, 1997	Boca Raton, Fla.	W	6-5
March 2, 1997	Boca Raton, Fla.	L	5-4
March 3, 1997	Boca Raton, Fla.	L	9-4

HAWAII**1-2 (.333)****0-0 H • 1-2 A • 0-0 N**

DATE	SITE	RESULT	SCORE
Feb. 15, 2001	Honolulu, Hawaii	W	3-2
Feb. 17, 2001	Honolulu, Hawaii	L	5-0
Feb. 9, 2007	Honolulu, Hawaii	L	2-1

ALL-TIME RESULTS BY OPPONENT

**HOFSTRA 1-1 (.500)**

0-0 H • 0-0 A • 1-1 N

DATE	SITE	RESULT	SCORE
May 20, 2004	Stanford, Calif.	L	1-0
Feb. 24, 2007	Columbus, Ga.	W	4-2

HOUSTON 0-1 (.000)

0-0 H • 0-0 A • 0-1 N

DATE	SITE	RESULT	SCORE
May 18, 2012	Austin, Texas	L	2-1

ILLINOIS 1-1 (.500)

0-0 H • 0-0 A • 1-1 N

DATE	SITE	RESULT	SCORE
March 18, 2018	Clearwater, Fla.	W	6-2
Feb. 9, 2020	Clearwater, Fla.	L	0-2

ILLINOIS-CHICAGO 1-0 (1.000)

0-0 H • 0-0 A • 1-0 N

DATE	SITE	RESULT	SCORE
March 5, 2011	Norman, Okla.	W	3-2

ILLINOIS STATE 2-3 (.400)

0-0 H • 0-0 A • 2-3 N

DATE	SITE	RESULT	SCORE
March 7, 1999	Fullerton, Calif.	L	7-4
Jan. 30, 2004	Miami, Fla.	W	2-0
Feb. 4, 2005	Miami, Fla.	L	3-2 (8)
Feb. 26, 2010	Columbus, Ga.	L	5-4 (8)
Feb. 28, 2014	Kissimmee, Fla.	W	3-2

INDIANA 4-0 (1.000)

2-0 H • 0-0 A • 2-0 N

DATE	SITE	RESULT	SCORE
Feb. 25, 2000	Auburn, Ala.	W	4-3
March 12, 2000	Tampa, Fla.	W	5-3
Feb. 28, 2009	Fullerton, Calif.	W	2-1
March 4, 2016	Auburn, Ala.	W	8-7 (8)

INDIANA STATE 3-0 (1.000)

3-0 H • 0-0 A • 0-0 N

DATE	SITE	RESULT	SCORE
Feb. 18, 2000	Auburn, Ala.	W	11-3
Feb. 14, 2013	Auburn, Ala.	W	7-1
Feb. 28, 2016	Auburn, Ala.	W	21-0 (5)

IOWA 2-2 (.500)

0-0 H • 0-0 A • 2-2 N

DATE	SITE	RESULT	SCORE
Feb. 21, 1997	Tempe, Ariz.	L	7-5 (8)
March 5, 2005	Marietta, Ga.	W	2-1
March 6, 2005	Marietta, Ga.	L	16-1
May 15, 2009	Atlanta, Ga.	W	1-0

IOWA STATE 0-1 (.000)

0-0 H • 0-0 A • 0-1 N

DATE	SITE	RESULT	SCORE
March 8, 2002	Tallahassee, Fla.	L	4-2

IPFW 2-0 (1.000)

2-0 H • 0-0 A • 0-0 N

DATE	SITE	RESULT	SCORE
Feb. 11, 2012	Auburn, Ala.	W	2-0
March 14, 2014	Auburn, Ala.	W	10-0 (5)

IUPUI 2-0 (1.000)

2-0 H • 0-0 A • 0-0 N

DATE	SITE	RESULT	SCORE
Feb. 27, 2021	Auburn, Ala.	W	5-0
Feb. 27, 2021	Auburn, Ala.	W	5-0

JACKSONVILLE 4-0 (1.000)

1-0 H • 1-0 A • 2-0 N

DATE	SITE	RESULT	SCORE
Feb. 6, 2009	Miami, Fla.	W	5-0
March 8, 2020	Jacksonville, Fla.	W	6-2
Feb. 20, 2021	Jacksonville, Fla.	W	5-1
Feb. 25, 2021	Auburn, Ala.	W	2-0

JACKSONVILLE STATE 20-2 (.909)

12-0 H • 5-1 A • 2-2 N

DATE	SITE	RESULT	SCORE
Feb. 26, 1997	Auburn, Ala.	W	7-0
Feb. 26, 1997	Auburn, Ala.	W	3-0
March 11, 1997	Jacksonville, Ala.	W	5-1
March 11, 1997	Jacksonville, Ala.	L	2-0
Feb. 19, 2000	Auburn, Ala.	W	2-0
Feb. 20, 2000	Auburn, Ala.	W	6-0
March 30, 2005	Jacksonville, Ala.	W	7-2
Feb. 17, 2006	Auburn, Ala.	W	7-1
Feb. 27, 2007	Jacksonville, Ala.	W	1-0
April 2, 2008	Auburn, Ala.	W	8-0 (6)
Feb. 10, 2009	Jacksonville, Ala.	W	5-2
April 27, 2010	Auburn, Ala.	W	8-5
May 22, 2010	Atlanta, Ga.	W	15-1
Feb. 13, 2011	Birmingham, Ala.	W	6-3
Feb. 21, 2014	Auburn, Ala.	W	6-5 (9)
Feb. 22, 2014	Auburn, Ala.	W	13-3 (5)
May 20, 2016	Auburn, Ala.	W	2-1
May 22, 2016	Auburn, Ala.	W	14-2 (5)
May 19, 2018	Tallahassee, Fla.	L	3-2
Feb. 23, 2022	Jacksonville, Ala.	W	10-0 (6)
April 19, 2022	Auburn, Ala.	W	9-1 (5)

JAMES MADISON 1-2 (.333)

1-1 H • 0-0 A • 0-1 N

DATE	SITE	RESULT	SCORE
Feb. 20, 2016	Clearwater, Fla.	L	3-2
Feb. 25, 2017	Auburn, Ala.	W	4-0
Feb. 26, 2017	Auburn, Ala.	L	1-0

KANSAS 1-2 (.333)

1-0 H • 0-0 A • 0-2 N

DATE	SITE	RESULT	SCORE
Feb. 21, 1998	Tampa, Fla.	L	2-0
Feb. 16, 2013	Auburn, Ala.	W	8-5
Feb. 22, 2013	Corpus Christi, Texas	L	11-10

**KENNESAW STATE****5-3 (.625)****4-2 H • 0-0 A • 1-1 N**

DATE	SITE	RESULT	SCORE
April 19, 2017	Auburn, Ala.	W	7-3
April 4, 2018	Auburn, Ala.	W	2-1
May 18, 2018	Tallahassee, Fla.	W	5-2
March 27, 2019	Auburn, Ala.	W	4-2
Feb. 13, 2020	Auburn, Ala.	L	4-1
March 20, 2021	Auburn, Ala.	L	2-0
March 21, 2021	Auburn, Ala.	W	4-3
May 22, 2021	Tallahassee, Fla.	L	1-0

KENT STATE**1-2 (.333)****1-1 H • 0-0 A • 0-1 N**

DATE	SITE	RESULT	SCORE
Feb. 27, 2000	Auburn, Ala.	L	1-0
Feb. 26, 2010	Columbus, Ga.	L	1-0 (8)
Feb. 9, 2013	Auburn, Ala.	W	5-3

KENTUCKY**44-23 (.657)****25-6 H • 17-17 A • 2-0 N**

DATE	SITE	RESULT	SCORE
March 23, 1997	Auburn, Ala.	W	5-4 (9)
March 23, 1997	Auburn, Ala.	W	5-0
March 22, 1998	Lexington, Ky.	L	6-1
March 22, 1998	Lexington, Ky.	W	9-4
March 28, 1999	Auburn, Ala.	L	7-6
March 28, 1999	Auburn, Ala.	W	9-1
March 24, 2000	Lexington, Ky.	L	4-3
March 24, 2000	Lexington, Ky.	L	10-6
April 28, 2001	Lexington, Ky.	W	6-3
April 28, 2001	Lexington, Ky.	L	8-5
April 29, 2001	Lexington, Ky.	L	7-6
April 27, 2002	Auburn, Ala.	L	8-5
April 27, 2002	Auburn, Ala.	W	6-1
April 28, 2002	Auburn, Ala.	W	17-1
April 18, 2003	Lexington, Ky.	W	9-1
April 18, 2003	Lexington, Ky.	W	5-4
April 19, 2003	Lexington, Ky.	W	1-0
May 1, 2004	Auburn, Ala.	W	6-1
May 1, 2004	Auburn, Ala.	W	1-0
May 2, 2004	Auburn, Ala.	W	6-0
Feb. 5, 2005	Miami, Fla.	W	9-1
April 30, 2005	Lexington, Ky.	L	5-2
April 30, 2005	Lexington, Ky.	W	8-0
May 1, 2005	Lexington, Ky.	W	10-0
March 11, 2006	Auburn, Ala.	W	2-1
March 11, 2006	Auburn, Ala.	W	3-0
March 12, 2006	Auburn, Ala.	W	7-6 (8)
March 10, 2007	Lexington, Ky.	W	10-1 (5)
March 10, 2007	Lexington, Ky.	W	9-4 (8)
March 11, 2007	Lexington, Ky.	L	2-1
May 3, 2008	Auburn, Ala.	W	14-1 (5)
May 3, 2008	Auburn, Ala.	W	3-2
May 4, 2008	Auburn, Ala.	W	5-4
March 14, 2009	Lexington, Ky.	L	4-3
March 14, 2009	Lexington, Ky.	L	8-0 (5)
March 15, 2009	Lexington, Ky.	L	8-0 (5)
March 13, 2010	Auburn, Ala.	W	3-2
March 14, 2010	Auburn, Ala.	L	5-3
March 15, 2010	Auburn, Ala.	W	1-0 (9)
May 6, 2011	Lexington, Ky.	W	5-3 (8)
May 7, 2011	Lexington, Ky.	L	10-2 (6)
May 8, 2011	Lexington, Ky.	W	2-1

March 23, 2012	Auburn, Ala.	L	8-4 (8)
March 24, 2012	Auburn, Ala.	L	5-2
March 25, 2012	Auburn, Ala.	W	2-1
March 28, 2014	Lexington, Ky.	W	7-6
March 30, 2014	Lexington, Ky.	W	6-4
March 30, 2014	Lexington, Ky.	L	2-1
March 20, 2015	Auburn, Ala.	W	5-0
March 21, 2015	Auburn, Ala.	W	4-1
March 22, 2015	Auburn, Ala.	W	9-7
April 1, 2016	Lexington, Ky.	W	9-0 (5)
April 2, 2016	Lexington, Ky.	W	6-5
April 3, 2016	Lexington, Ky.	W	3-1 (9)
May 11, 2017	Knoxville, Tenn.	W	2-0
March 23, 2018	Auburn, Ala.	W	3-1
March 24, 2018	Auburn, Ala.	W	1-0 (12)
March 25, 2018	Auburn, Ala.	W	6-4
April 21, 2019	Lexington, Ky.	L	7-0
April 21, 2019	Lexington, Ky.	L	7-3
April 22, 2019	Lexington, Ky.	L	7-0
April 16, 2021	Auburn, Ala.	W	5-3
April 17, 2021	Auburn, Ala.	W	4-2
April 18, 2021	Auburn, Ala.	L	5-1
March 25, 2022	Lexington, Ky.	L	3-11 (6)
March 26, 2022	Lexington, Ky.	W	6-3
March 27, 2022	Lexington, Ky.	L	4-5

LAGRANGE**2-0 (1.000)****2-0 H • 0-0 A • 0-0 N**

DATE	SITE	RESULT	SCORE
Feb. 14, 1998	Auburn, Ala.	W	8-0
Feb. 14, 1998	Auburn, Ala.	W	9-1

LIBERTY**3-0 (1.000)****2-0 H • 0-0 A • 1-0 N**

DATE	SITE	RESULT	SCORE
March 2, 2017	Auburn, Ala.	W	15-0 (5)
March 3, 2017	Auburn, Ala.	W	9-1 (6)
Feb. 8, 2020	Clearwater, Fla.	W	5-3

LIPSCOMB**3-1 (.750)****2-0 H • 1-0 A • 0-1 N**

DATE	SITE	RESULT	SCORE
Feb. 21, 2003	Macon, Ga.	L	1-0
Feb. 19, 2006	Auburn, Ala.	W	10-0 (5)
March 9, 2008	Auburn, Ala.	W	6-1
March 17, 2009	Nashville, Tenn.	W	5-1

LIU BROOKLYN**1-0 (1.000)****0-0 H • 0-0 A • 1-0 N**

DATE	SITE	RESULT	SCORE
Feb. 19, 2017	Clearwater, Fla.	W	9-4

LONG BEACH STATE**1-1 (.500)****0-0 H • 0-0 A • 1-1 N**

DATE	SITE	RESULT	SCORE
March 5, 2015	Fullerton, Calif.	W	8-7 (8)
Feb. 24, 2018	Cathedral City, Calif.	L	6-3

LONGWOOD**3-0 (1.000)****3-0 H • 0-0 A • 0-0 N**

DATE	SITE	RESULT	SCORE
April 8, 2016	Auburn, Ala.	W	2-1
April 9, 2016	Auburn, Ala.	W	5-2
April 10, 2016	Auburn, Ala.	W	6-5

**LOUISIANA** **3-2 (.600)**

2-0 H • 0-0 A • 1-2 N

DATE	SITE	RESULT	SCORE
Feb. 16, 2003	Monroe, La.	L	9-1
May 22, 2015	Auburn, Ala.	W	12-11 (8)
May 25, 2015	Auburn, Ala.	W	6-3
May 20, 2022	Clemson, S.C.	W	4-3
May 21, 2022	Clemson, S.C.	L	3-4

LOUISIANA TECH **5-1 (.833)**

4-0 H • 0-0 A • 1-1 N

DATE	SITE	RESULT	SCORE
Feb. 11, 2000	Grand Prairie, Texas	W	6-0
March 1, 2000	Auburn, Ala.	W	4-3
March 1, 2000	Auburn, Ala.	W	3-0
March 5, 2010	Auburn, Ala.	W	1-0
March 9, 2012	Auburn, Ala.	W	3-0
Feb. 9, 2019	Gulf Shores, Ala.	L	2-1

LOUISVILLE **1-1 (.500)**

1-0 H • 0-0 A • 0-1 N

DATE	SITE	RESULT	SCORE
Feb. 8, 2009	Miami, Fla.	L	5-3
March 9, 2019	Auburn, Ala.	W	6-2

LOYOLA **1-0 (1.000)**

1-0 H • 0-0 A • 0-0 N

DATE	SITE	RESULT	SCORE
Feb. 14, 2014	Auburn, Ala.	W	11-2 (5)

LOYOLA MARYMOUNT **2-0 (1.000)**

0-0 H • 0-0 A • 2-0 N

DATE	SITE	RESULT	SCORE
Feb. 16, 2012	Boca Raton, Fla.	W	10-2 (6)
Feb. 28, 2019	Fullerton, Calif.	W	9-2

LSU **21-54 (.280)**

9-22 H • 8-25 A • 4-8 N

DATE	SITE	RESULT	SCORE
March 15, 1997	Auburn, Ala.	L	5-0
March 15, 1997	Auburn, Ala.	L	4-1
March 16, 1997	Auburn, Ala.	L	5-4
March 16, 1997	Auburn, Ala.	L	8-2
May 9, 1997	Columbus, Ga.	W	4-2
March 6, 1998	Baton Rouge, La.	L	5-2
March 6, 1998	Baton Rouge, La.	L	6-3
March 8, 1998	Baton Rouge, La.	L	4-3
March 19, 1999	Auburn, Ala.	L	12-3
March 19, 1999	Auburn, Ala.	L	4-2
March 20, 1999	Auburn, Ala.	L	9-1
March 20, 1999	Auburn, Ala.	L	10-1
March 17, 2000	Baton Rouge, La.	L	6-5
March 17, 2000	Baton Rouge, La.	W	2-1
March 18, 2000	Baton Rouge, La.	L	9-1
March 18, 2000	Baton Rouge, La.	L	9-1
May 11, 2000	Columbus, Ga.	L	8-0
May 5, 2001	Auburn, Ala.	L	9-0
May 5, 2001	Auburn, Ala.	L	6-3
May 6, 2001	Auburn, Ala.	W	7-3
May 10, 2001	Chattanooga, Tenn.	L	6-0
May 12, 2001	Chattanooga, Tenn.	L	4-1
May 1, 2002	Baton Rouge, La.	L	8-0
May 1, 2002	Baton Rouge, La.	W	2-1
May 2, 2002	Baton Rouge, La.	L	5-0

April 26, 2003	Auburn, Ala.	L	2-0
April 26, 2003	Auburn, Ala.	L	5-4
April 27, 2003	Auburn, Ala.	L	10-1
April 24, 2004	Baton Rouge, La.	W	2-1
April 24, 2004	Baton Rouge, La.	L	11-0
May 15, 2004	Tuscaloosa, Ala.	W	2-0
May 16, 2004	Tuscaloosa, Ala.	L	1-0
April 23, 2005	Auburn, Ala.	W	7-4
April 23, 2005	Auburn, Ala.	W	8-0
April 24, 2005	Auburn, Ala.	W	2-0
April 8, 2006	Baton Rouge, La.	L	4-0
April 8, 2006	Baton Rouge, La.	L	6-5
April 9, 2006	Baton Rouge, La.	W	1-0
May 11, 2006	Athens, Ga.	L	4-1
March 31, 2007	Auburn, Ala.	L	9-0 (5)
March 31, 2007	Auburn, Ala.	L	4-1
April 1, 2007	Auburn, Ala.	L	5-2
March 21, 2008	Baton Rouge, La.	L	8-1
March 21, 2008	Baton Rouge, La.	L	5-3 (10)
March 22, 2008	Baton Rouge, La.	L	10-0 (6)
May 8, 2008	Baton Rouge, La.	L	4-0
May 2, 2009	Auburn, Ala.	L	3-2
May 2, 2009	Auburn, Ala.	W	6-1
May 3, 2009	Auburn, Ala.	L	4-1
March 20, 2010	Baton Rouge, La.	L	7-0
March 20, 2010	Baton Rouge, La.	L	4-3
March 21, 2010	Baton Rouge, La.	L	4-0
April 20, 2011	Auburn, Ala.	L	7-3
April 20, 2011	Auburn, Ala.	L	1-0
March 14, 2012	Baton Rouge, La.	L	4-1
March 14, 2012	Baton Rouge, La.	W	2-0
March 7, 2014	Auburn, Ala.	L	4-1
March 8, 2014	Auburn, Ala.	W	6-4
March 9, 2014	Auburn, Ala.	W	7-0
May 1, 2015	Baton Rouge, La.	W	2-1
May 2, 2015	Baton Rouge, La.	W	1-0
May 3, 2015	Baton Rouge, La.	L	7-1
May 28, 2015	Oklahoma City, Okla.	L	6-1
May 14, 2016	Starkville, Miss.	W	7-1
March 10, 2017	Auburn, Ala.	W	5-4
March 12, 2017	Auburn, Ala.	L	8-0 (6)
March 12, 2017	Auburn, Ala.	W	5-4
May 13, 2017	Knoxville, Tenn.	L	6-0
March 9, 2018	Baton Rouge, La.	L	3-2 (14)
March 10, 2018	Baton Rouge, La.	L	3-2
March 11, 2018	Baton Rouge, La.	L	1-0
May 7, 2021	Baton Rouge, La.	L	2-1
May 8, 2021	Baton Rouge, La.	W	9-5
May 9, 2021	Baton Rouge, La.	L	4-1

MARIST **1-0 (1.000)**

0-0 H • 0-0 A • 1-0 N

DATE	SITE	RESULT	SCORE
May 19, 2006	Tucson, Ariz.	W	14-0 (5)

MARSHALL **7-0 (1.000)**

6-0 H • 0-0 A • 1-0 N

DATE	SITE	RESULT	SCORE
Feb. 11, 2005	Auburn, Ala.	W	8-0
Feb. 13, 2005	Auburn, Ala.	W	8-0
Feb. 16, 2008	Auburn, Ala.	W	7-2
Feb. 26, 2011	Auburn, Ala.	W	8-1
Feb. 14, 2014	Auburn, Ala.	W	19-5 (5)
Feb. 21, 2015	Tampa, Fla.	W	5-4
Feb. 8, 2018	Auburn, Ala.	W	4-0

**MARYLAND** 3-1 (.750)

2-0 H • 0-0 A • 1-1 N

DATE	SITE	RESULT	SCORE
March 4, 2007	Tampa, Fla.	L	5-4
March 1, 2014	Kissimmee, Fla.	W	16-3 (5)
Feb. 17, 2018	Auburn, Ala.	W	12-1 (5)
Feb. 18, 2018	Auburn, Ala.	W	8-0 (5)

MASSACHUSETTS 1-1 (.500)

0-0 H • 0-0 A • 1-1 N

DATE	SITE	RESULT	SCORE
March 1, 1998	Columbus, Ga.	W	4-2
March 1, 2008	Columbus, Ga.	L	6-3

MCNEESE STATE 2-0 (1.000)

2-0 H • 0-0 A • 0-0 N

DATE	SITE	RESULT	SCORE
Feb. 15, 2008	Auburn, Ala.	W	7-6
Feb. 17, 2011	Auburn, Ala.	W	7-5

MERCER 20-4 (.833)

14-3 H • 6-1 A • 0-0 N

DATE	SITE	RESULT	SCORE
April 5, 2000	Auburn, Ala.	W	11-2
April 5, 2000	Auburn, Ala.	W	11-3
April 25, 2001	Auburn, Ala.	W	7-3
April 25, 2001	Auburn, Ala.	W	12-0
Feb. 2, 2002	Auburn, Ala.	W	7-0
Feb. 3, 2002	Auburn, Ala.	W	5-1
Feb. 9, 2002	Macon, Ga.	W	3-2
Feb. 9, 2002	Macon, Ga.	W	7-3
Feb. 7, 2003	Auburn, Ala.	W	9-2
Feb. 8, 2003	Auburn, Ala.	W	3-0
Feb. 22, 2003	Macon, Ga.	W	5-4
Feb. 18, 2006	Auburn, Ala.	W	19-0 (5)
March 25, 2008	Macon, Ga.	L	1-0
March 25, 2008	Macon, Ga.	W	10-0 (5)
March 3, 2009	Auburn, Ala.	L	7-6 (9)
March 3, 2009	Auburn, Ala.	L	1-0
April 13, 2010	Macon, Ga.	W	4-0
April 6, 2011	Auburn, Ala.	L	3-0
April 6, 2011	Auburn, Ala.	W	5-0
Feb. 12, 2015	Auburn, Ala.	W	7-3
Feb. 14, 2015	Auburn, Ala.	W	9-1 (5)
Feb. 19, 2017	Auburn, Ala.	W	10-1 (5)
March 8, 2019	Auburn, Ala.	W	10-2 (6)
April 13, 2022	Macon, Ga.	W	10-0 (6)

MIAMI (OHIO) 2-0 (1.000)

1-0 H • 0-0 A • 1-0 N

DATE	SITE	RESULT	SCORE
March 10, 2000	Tampa, Fla.	W	3-2
Feb. 10, 2006	Auburn, Ala.	W	15-1 (5)

MICHIGAN 0-5 (.000)

0-2 H • 0-0 A • 0-3 N

DATE	SITE	RESULT	SCORE
Feb. 25, 2000	Auburn, Ala.	L	10-3
Feb. 28, 2006	Auburn, Ala.	L	1-0
Feb. 23, 2007	Columbus, Ga.	L	5-1 (8)
Feb. 24, 2008	Orlando, Fla.	L	9-0 (5)
March 2, 2012	Orlando, Fla.	L	4-0

MICHIGAN STATE 3-2 (.600)

2-0 H • 0-0 A • 1-2 N

DATE	SITE	RESULT	SCORE
Feb. 21, 1997	Tempe, Ariz.	L	5-3
Feb. 22, 1997	Tempe, Ariz.	L	4-3
Feb. 25, 2012	Boca Raton, Fla.	W	4-1
March 7, 2019	Auburn, Ala.	W	5-0
March 9, 2019	Auburn, Ala.	W	3-2

MIDDLE TENNESSEE 12-2 (.857)

5-0 H • 2-0 A • 5-2 N

DATE	SITE	RESULT	SCORE
March 28, 1997	Atlanta, Ga.	L	10-5
Feb. 26, 1999	Statesboro, Ga.	W	3-2
Feb. 28, 1999	Statesboro, Ga.	W	2-1
March 8, 2002	Tallahassee, Fla.	L	9-3
March 10, 2002	Tallahassee, Fla.	W	6-0
April 22, 2002	Murfreesboro, Tenn.	W	10-4 (8)
March 4, 2005	Marietta, Ga.	W	13-1
March 4, 2005	Marietta, Ga.	W	7-0
Feb. 17, 2006	Auburn, Ala.	W	5-2
Feb. 20, 2009	Auburn, Ala.	W	4-0
April 28, 2010	Auburn, Ala.	W	8-0 (5)
Feb. 27, 2011	Auburn, Ala.	W	10-0 (5)
March 1, 2013	Auburn, Ala.	W	7-3
March 13, 2013	Murfreesboro, Tenn.	W	5-2

MINNESOTA 3-4 (.429)

2-2 H • 1-1 A • 0-1 N

DATE	SITE	RESULT	SCORE
Feb. 27, 1998	Columbus, Ga.	L	8-2
Feb. 10, 2006	Auburn, Ala.	W	7-0
March 2, 2013	Auburn, Ala.	L	4-3 (8)
May 18, 2014	Minneapolis, Minn.	W	4-3 (8)
May 18, 2014	Minneapolis, Minn.	L	8-6
Feb. 28, 2020	Auburn, Ala.	L	4-5
Feb. 29, 2020	Auburn, Ala.	W	5-1



**MISSISSIPPI STATE****36-33 (.522)****18-13 H • 17-19 A • 1-1 N**

DATE	SITE	RESULT	SCORE
May 3, 1997	Starkville, Miss.	L	6-3
May 3, 1997	Starkville, Miss.	L	4-0
May 4, 1997	Starkville, Miss.	W	5-4
May 4, 1997	Starkville, Miss.	W	4-1
May 1, 1998	Auburn, Ala.	W	2-0
May 1, 1998	Auburn, Ala.	L	1-0
May 2, 1998	Auburn, Ala.	L	6-2
May 2, 1998	Auburn, Ala.	L	3-2
May 7, 1999	Starkville, Miss.	L	4-3
May 7, 1999	Starkville, Miss.	L	8-0
May 8, 1999	Starkville, Miss.	L	8-0
May 8, 1999	Starkville, Miss.	L	4-3
April 30, 2000	Auburn, Ala.	L	3-2
April 30, 2000	Auburn, Ala.	L	9-4
May 1, 2000	Auburn, Ala.	W	5-2
May 1, 2000	Auburn, Ala.	L	10-2
May 12, 2000	Columbus, Ga.	L	9-3
April 14, 2001	Starkville, Miss.	L	5-4
April 14, 2001	Starkville, Miss.	L	7-2
April 15, 2001	Starkville, Miss.	L	4-3
April 13, 2002	Auburn, Ala.	L	2-1
April 13, 2002	Auburn, Ala.	W	6-4
April 14, 2002	Auburn, Ala.	L	3-1
April 5, 2003	Starkville, Miss.	W	7-3
April 5, 2003	Starkville, Miss.	L	7-1
April 2, 2004	Auburn, Ala.	W	3-2
April 3, 2004	Auburn, Ala.	W	7-3
April 3, 2004	Auburn, Ala.	L	3-2
May 15, 2004	Tuscaloosa, Ala.	W	4-3
April 2, 2005	Starkville, Miss.	W	10-2
April 2, 2005	Starkville, Miss.	L	4-3
April 3, 2005	Starkville, Miss.	W	6-4
April 14, 2006	Auburn, Ala.	W	4-1
April 15, 2006	Auburn, Ala.	W	6-5
April 15, 2006	Auburn, Ala.	W	5-3
March 24, 2007	Starkville, Miss.	L	3-1
March 24, 2007	Starkville, Miss.	L	4-1
March 25, 2007	Starkville, Miss.	W	2-1
March 11, 2008	Auburn, Ala.	L	8-3
March 11, 2008	Auburn, Ala.	W	5-4 (9)
March 12, 2008	Auburn, Ala.	W	8-0 (5)
April 22, 2009	Starkville, Miss.	L	2-1 (10)
April 22, 2009	Starkville, Miss.	W	8-3
April 21, 2010	Auburn, Ala.	L	3-2
April 21, 2010	Auburn, Ala.	L	2-1
April 8, 2011	Starkville, Miss.	L	4-3
April 9, 2011	Starkville, Miss.	W	5-3
April 10, 2011	Starkville, Miss.	W	5-4 (8)
May 4, 2012	Auburn, Ala.	L	3-1
May 5, 2012	Auburn, Ala.	W	4-1
May 6, 2012	Auburn, Ala.	W	2-1
March 29, 2013	Starkville, Miss.	W	8-3
March 29, 2013	Starkville, Miss.	W	7-5
March 30, 2013	Starkville, Miss.	L	4-3
March 21, 2014	Auburn, Ala.	W	11-3 (6)
March 22, 2014	Auburn, Ala.	W	5-2
March 23, 2014	Auburn, Ala.	L	5-2
March 18, 2016	Starkville, Miss.	W	3-2 (14)
March 19, 2016	Starkville, Miss.	L	6-3
March 20, 2016	Starkville, Miss.	W	2-0
April 28, 2017	Auburn, Ala.	W	4-2
April 29, 2017	Auburn, Ala.	W	6-2

April 30, 2017	Auburn, Ala.	W	6-3
March 22, 2019	Starkville, Miss.	L	7-6
March 23, 2019	Starkville, Miss.	W	7-4 (8)
March 24, 2019	Starkville, Miss.	W	9-0 (5)
April 22, 2022	Starkville, Miss.	L	2-3
April 23, 2022	Starkville, Miss.	W	5-2
April 24, 2022	Starkville, Miss.	W	9-2

MISSISSIPPI VALLEY STATE**2-0 (1.000)****2-0 H • 0-0 A • 0-0 N**

DATE	SITE	RESULT	SCORE
April 23, 2011	Auburn, Ala.	W	11-3 (6)
April 23, 2011	Auburn, Ala.	W	14-1 (5)

MISSOURI**9-11 (.450)****3-5 H • 3-5 A • 3-1 N**

DATE	SITE	RESULT	SCORE
Feb. 8, 2003	Auburn, Ala.	L	8-3
Feb. 9, 2003	Auburn, Ala.	W	3-2
Feb. 24, 2006	Santa Barbara, Calif.	W	2-0
April 11, 2014	Auburn, Ala.	L	4-2
April 12, 2014	Auburn, Ala.	L	8-7
April 13, 2014	Auburn, Ala.	L	7-6
March 27, 2015	Columbia, Mo.	W	14-6 (5)
March 28, 2015	Columbia, Mo.	L	5-4 (8)
March 29, 2015	Columbia, Mo.	W	10-8
May 7, 2015	Baton Rouge, La.	W	5-2
April 14, 2017	Auburn, Ala.	L	6-1
April 15, 2017	Auburn, Ala.	W	5-4
April 16, 2017	Auburn, Ala.	W	6-1
April 13, 2018	Columbia, Mo.	L	5-4
April 14, 2018	Columbia, Mo.	L	5-1
May 8, 2019	College Station, Texas	W	3-0
March 26, 2021	Columbia, Mo.	L	2-1 (9)
March 27, 2021	Columbia, Mo.	L	6-5
March 28, 2021	Columbia, Mo.	W	3-0
May 11, 2022	Gainesville, Fla.	L	0-1

MISSOURI STATE**0-1 (.000)****0-0 H • 0-0 A • 1-0 N**

DATE	SITE	RESULT	SCORE
Feb. 9, 2019	Gulf Shores, Ala.	L	4-3

MISSOURI-KANSAS CITY**2-0 (1.000)****2-0 H • 0-0 A • 0-0 N**

DATE	SITE	RESULT	SCORE
March 9, 2002	Auburn, Ala.	W	4-2
Feb. 13, 2009	Auburn, Ala.	W	11-3

MOREHEAD STATE**2-0 (1.000)****2-0 H • 0-0 A • 0-0 N**

DATE	SITE	RESULT	SCORE
Feb. 15, 2009	Auburn, Ala.	W	2-0
Feb. 8, 2014	Auburn, Ala.	W	12-0 (5)

MURRAY STATE**6-0 (1.000)****6-0 H • 0-0 A • 0-0 N**

DATE	SITE	RESULT	SCORE
Feb. 26, 2011	Auburn, Ala.	W	14-2 (6)
March 19, 2014	Auburn, Ala.	W	10-0 (5)
March 19, 2014	Auburn, Ala.	W	11-7
March 5, 2016	Auburn, Ala.	W	10-0 (5)
Feb. 26, 2021	Auburn, Ala.	W	1-0
Feb. 26, 2021	Auburn, Ala.	W	3-1

**NEBRASKA 2-3 (.400)**

1-0 H • 0-0 A • 1-3 N

DATE	SITE	RESULT	SCORE
Feb. 27, 1998	Columbus, Ga.	L	6-3
Feb. 8, 2007	Honolulu, Hawaii	L	1-0 (8)
Feb. 11, 2007	Honolulu, Hawaii	L	1-0
Feb. 20, 2010	Auburn, Ala.	W	2-1
Feb. 10, 2017	Puerto Vallarta, Mexico	W	3-2

NEBRASKA-OMAHA 1-0 (1.000)

1-0 H • 0-0 A • 0-0 N

DATE	SITE	RESULT	SCORE
Feb. 15, 2014	Auburn, Ala.	W	4-2

NEVADA 0-1 (.000)

0-0 H • 0-0 A • 0-1 N

DATE	SITE	RESULT	SCORE
Feb. 27, 2009	Fullerton, Calif.	L	5-1

NEW MEXICO 0-3 (.000)

0-0 H • 0-0 A • 0-3 N

DATE	SITE	RESULT	SCORE
Feb. 20, 1999	College Station, Texas	L	3-0
Feb. 21, 1999	College Station, Texas	L	10-1
Feb. 23, 2013	Corpus Christi, Texas	L	2-1

NEW MEXICO STATE 1-0 (1.000)

0-0 H • 0-0 A • 1-0 N

DATE	SITE	RESULT	SCORE
Feb. 16, 2002	Tucson, Ariz.	W	2-0

NIAGARA 2-0 (1.000)

2-0 H • 0-0 A • 0-0 N

DATE	SITE	RESULT	SCORE
April 15, 2022	Auburn, Ala.	W	8-0 (6)
April 15, 2022	Auburn, Ala.	W	15-7 (5)

NORTH CAROLINA 2-1 (.667)

0-0 H • 0-0 A • 2-1 N

DATE	SITE	RESULT	SCORE
Feb. 23, 2007	Columbus, Ga.	W	3-0 (8)
Feb. 7, 2009	Miami, Fla.	W	6-5
March 3, 2012	Orlando, Fla.	L	1-0 (8)

NORTH CAROLINA A&T 2-0 (1.000)

2-0 H • 0-0 A • 0-0 N

DATE	SITE	RESULT	SCORE
March 4, 2022	Auburn, Ala.	W	5-0
March 5, 2022	Auburn, Ala.	W	6-2

NORTH CAROLINA STATE 1-0 (1.000)

0-0 H • 0-0 A • 1-0 N

DATE	SITE	RESULT	SCORE
Feb. 28, 2010	Columbus, Ga.	W	2-1

NORTH DAKOTA 2-0 (1.000)

2-0 H • 0-0 A • 0-0 N

DATE	SITE	RESULT	SCORE
Feb. 23, 2017	Auburn, Ala.	W	6-0
Feb. 24, 2017	Auburn, Ala.	W	8-0 (6)

NORTH DAKOTA STATE 5-1 (.833)

3-0 H • 0-0 A • 2-1 N

DATE	SITE	RESULT	SCORE
Feb. 7, 2014	Auburn, Ala.	W	11-3 (6)
May 16, 2014	Minneapolis, Minn.	L	5-2
May 17, 2014	Minneapolis, Minn.	W	1-0
March 17, 2017	Tampa, Fla.	W	2-1
Feb. 22, 2019	Auburn, Ala.	W	4-1
Feb. 23, 2019	Auburn, Ala.	W	10-2 (5)

NORTH TEXAS 1-0 (1.000)

0-0 H • 0-0 A • 1-0 N

DATE	SITE	RESULT	SCORE
Feb. 6, 2004	Waco, Texas	W	7-2

NORTHERN ILLINOIS 1-0 (1.000)

1-0 H • 0-0 A • 0-0 N

DATE	SITE	RESULT	SCORE
Feb. 10, 2001	Auburn, Ala.	W	7-2

NORTHWESTERN 1-1 (.500)

0-0 H • 0-0 A • 1-1 N

DATE	SITE	RESULT	SCORE
Jan. 21, 2003	Tampa, Fla.	L	6-1
Feb. 21, 2020	Cathedral City, Calif.	W	6-4

NORTHWESTERN STATE 1-0 (1.000)

0-0 H • 0-0 A • 1-0 N

DATE	SITE	RESULT	SCORE
Feb. 6, 2004	Waco, Texas	W	2-0

NOTRE DAME 4-5 (.800)

0-2 H • 0-0 A • 4-3 N

DATE	SITE	RESULT	SCORE
Feb. 22, 1997	Tempe, Ariz.	L	4-2
Feb. 21, 1998	Tampa, Fla.	W	2-0
Feb. 28, 1998	Columbus, Ga.	L	1-0
Feb. 15, 2020	Tucson, Ariz.	L	3-2 (10)
Feb. 16, 2007	Auburn, Ala.	L	3-2
Feb. 13, 2010	Tempe, Ariz.	W	5-2
Feb. 9, 2014	Auburn, Ala.	L	3-2 (8)
Feb. 22, 2018	Cathedral City, Calif.	W	6-2
Feb. 7, 2020	Clearwater, Fla.	W	4-1

OHIO STATE 4-2 (.667)

2-1 H • 0-0 A • 2-1 N

DATE	SITE	RESULT	SCORE
Feb. 10, 2001	Auburn, Ala.	W	3-2
Feb. 11, 2001	Auburn, Ala.	L	4-0 (9)
May 18, 2006	Tucson, Ariz.	L	1-0 (10)
May 19, 2006	Tucson, Ariz.	W	4-0
Feb. 27, 2015	Auburn, Ala.	W	14-2 (5)
March 18, 2017	Clearwater, Fla.	W	8-0 (6)

OHIO 1-0 (1.000)

1-0 H • 0-0 A • 0-0 N

DATE	SITE	RESULT	SCORE
Feb. 19, 2010	Auburn, Ala.	W	6-0

**OKLAHOMA 2-6 (.250)**

0-2 H • 0-1 A • 2-3 N

DATE	SITE	RESULT	SCORE
March 1, 2002	Miami, Fla.	L	6-2
March 4, 2011	Norman, Okla.	L	6-0
June 6, 2016	Oklahoma City, Okla.	L	3-2
June 7, 2016	Oklahoma City, Okla.	W	11-7
June 8, 2016	Oklahoma City, Okla.	L	2-1
Feb. 9, 2017	Puerto Vallarta, Mexico	W	3-2
May 26, 2017	Auburn, Ala.	L	4-0
May 27, 2017	Auburn, Ala.	L	5-2

OKLAHOMA STATE 4-1 (.800)

1-0 H • 1-1 A • 2-0 N

DATE	SITE	RESULT	SCORE
Feb. 11, 2000	Grand Prairie, Texas	W	6-3
March 5, 2011	Stillwater, Okla.	W	4-3
March 6, 2012	Stillwater, Okla.	L	3-2
Feb. 17, 2012	Auburn, Ala.	W	8-0 (5)
Feb. 19, 2016	Clearwater, Fla.	W	6-1

OLE MISS 46-21 (.687)

19-13 H • 27-8 A • 0-0 N

DATE	SITE	RESULT	SCORE
April 19, 1997	Oxford, Miss.	W	7-4
April 19, 1997	Oxford, Miss.	W	4-2
April 20, 1997	Oxford, Miss.	W	9-4
April 20, 1997	Oxford, Miss.	L	5-0
April 18, 1998	Auburn, Ala.	L	4-0
April 18, 1998	Auburn, Ala.	W	8-0
April 19, 1998	Auburn, Ala.	L	4-3
April 19, 1998	Auburn, Ala.	L	10-2
April 23, 1999	Oxford, Miss.	W	7-6
April 23, 1999	Oxford, Miss.	W	5-0
April 24, 1999	Oxford, Miss.	W	6-5
April 24, 1999	Oxford, Miss.	W	5-2
April 21, 2000	Auburn, Ala.	L	2-1 (9)
April 21, 2000	Auburn, Ala.	W	4-2
April 22, 2000	Auburn, Ala.	W	6-0
April 22, 2000	Auburn, Ala.	L	6-2
March 31, 2001	Oxford, Miss.	W	4-0
March 31, 2001	Oxford, Miss.	W	13-7 (10)
April 1, 2001	Oxford, Miss.	L	3-2
March 30, 2002	Auburn, Ala.	W	4-0
March 30, 2002	Auburn, Ala.	W	3-0
March 31, 2002	Auburn, Ala.	W	4-0
March 22, 2003	Oxford, Miss.	W	3-0
March 22, 2003	Oxford, Miss.	W	2-0
March 23, 2003	Oxford, Miss.	W	4-0
March 20, 2004	Auburn, Ala.	W	5-0
March 20, 2004	Auburn, Ala.	W	9-0
March 21, 2004	Auburn, Ala.	L	3-1
March 19, 2005	Oxford, Miss.	L	2-0
March 19, 2005	Oxford, Miss.	W	4-0
March 20, 2005	Oxford, Miss.	W	4-3
May 6, 2006	Auburn, Ala.	W	2-0
May 6, 2006	Auburn, Ala.	L	5-4
May 7, 2006	Auburn, Ala.	L	6-5
March 17, 2007	Auburn, Ala.	L	4-2
March 17, 2007	Auburn, Ala.	L	3-2
March 18, 2007	Auburn, Ala.	W	3-1
March 15, 2008	Oxford, Miss.	W	3-1
March 15, 2008	Oxford, Miss.	W	5-0
March 16, 2008	Oxford, Miss.	W	3-2 (11)
March 7, 2009	Auburn, Ala.	W	9-8 (13)

March 7, 2009	Auburn, Ala.	W	4-3
March 8, 2009	Auburn, Ala.	W	8-5
April 24, 2010	Oxford, Miss.	W	3-2
April 24, 2010	Oxford, Miss.	W	3-0
April 25, 2010	Oxford, Miss.	L	6-5
March 25, 2011	Auburn, Ala.	W	4-1
March 26, 2011	Auburn, Ala.	L	2-1
March 27, 2011	Auburn, Ala.	W	8-0 (5)
March 30, 2012	Oxford, Miss.	W	9-5 (10)
March 31, 2012	Oxford, Miss.	W	7-4
April 1, 2012	Oxford, Miss.	L	6-1
April 5, 2013	Auburn, Ala.	W	9-0 (6)
April 6, 2013	Auburn, Ala.	W	2-1
April 7, 2013	Auburn, Ala.	L	11-9
March 14, 2015	Oxford, Miss.	W	14-3 (5)
March 15, 2015	Oxford, Miss.	W	7-3
March 16, 2015	Oxford, Miss.	W	10-2 (6)
April 7, 2017	Auburn, Ala.	W	3-1
April 8, 2017	Auburn, Ala.	L	10-4
April 9, 2017	Auburn, Ala.	W	3-1
March 30, 2018	Oxford, Miss.	W	3-1
March 31, 2018	Oxford, Miss.	W	5-1
April 1, 2018	Oxford, Miss.	L	3-2 (8)
April 23, 2021	Oxford, Miss.	L	1-0
April 24, 2021	Oxford, Miss.	L	6-1
April 25, 2021	Oxford, Miss.	W	3-1

OREGON 1-3 (.250)

0-0 H • 0-0 A • 1-3 N

DATE	SITE	RESULT	SCORE
March 7, 1999	Fullerton, Calif.	L	6-2
May 21, 2010	Atlanta, Ga.	L	1-0
Feb. 28, 2014	Kissimmee, Fla.	L	3-0
March 1, 2019	Fullerton, Calif.	W	8-0 (5)

OREGON STATE 1-0 (1.000)

0-0 H • 0-0 A • 1-0 N

DATE	SITE	RESULT	SCORE
Feb. 24, 2018	Cathedral City, Calif.	W	10-7

PACIFIC 1-2 (.333)

0-0 H • 0-0 A • 1-2 N

DATE	SITE	RESULT	SCORE
March 6, 1999	Fullerton, Calif.	L	6-2
Feb. 8, 2004	Waco, Texas	L	2-1
March 5, 2015	Fullerton, Calif.	W	4-1

PENN STATE 2-1 (.667)

0-0 H • 0-0 A • 2-1 N

DATE	SITE	RESULT	SCORE
Feb. 19, 1999	College Station, Texas	W	7-3
Feb. 20, 1999	College Station, Texas	W	3-0
March 4, 2012	Orlando, Fla.	L	3-2

PORTLAND STATE 3-0 (1.000)

0-0 H • 0-0 A • 3-0 N

DATE	SITE	RESULT	SCORE
March 6, 1999	Fullerton, Calif.	W	8-0
Feb. 9, 2007	Honolulu, Hawaii	W	2-0
May 20, 2011	Seattle, Wash.	W	2-1

**PRESBYTERIAN 1-0 (1.000)**

1-0 H • 0-0 A • 0-0 N

DATE	SITE	RESULT	SCORE
March 11, 2012	Auburn, Ala.	W	8-0 (5)

PURDUE 2-1 (.667)

2-1 H • 0-0 A • 0-0 N

DATE	SITE	RESULT	SCORE
Feb. 9, 2001	Auburn, Ala.	W	7-2
Feb. 22, 2009	Auburn, Ala.	L	3-1
Feb. 23, 2014	Auburn, Ala.	W	8-0 (5)

RADFORD 4-1 (.800)

3-1 H • 0-0 A • 1-0 N

DATE	SITE	RESULT	SCORE
March 9, 1997	Auburn, Ala.	L	5-4
March 2, 2014	Kissimmee, Fla.	W	8-0 (5)
March 14, 2014	Auburn, Ala.	W	9-0 (5)
March 8, 2019	Auburn, Ala.	W	5-2
March 10, 2019	Auburn, Ala.	W	7-2

SACRAMENTO STATE 2-0 (1.000)

0-0 H • 0-0 A • 2-0 N

DATE	SITE	RESULT	SCORE
Feb. 20, 2004	San Diego, Calif.	W	6-2
Feb. 25, 2005	Palo Alto, Calif.	W	2-1

SAM HOUSTON STATE 1-0 (1.000)

0-0 H • 0-0 A • 1-0 N

DATE	SITE	RESULT	SCORE
Feb. 2, 2003	Tampa, Fla.	W	6-5

SAMFORD 16-6 (.727)

9-3 H • 3-3 A • 1-0 N

DATE	SITE	RESULT	SCORE
Feb. 18, 1997	Birmingham, Ala.	W	4-2 (10)
Feb. 18, 1997	Birmingham, Ala.	W	4-3
Feb. 25, 1998	Auburn, Ala.	W	8-0
Feb. 25, 1998	Auburn, Ala.	L	5-4
Feb. 23, 2000	Auburn, Ala.	L	1-0 (8)
Feb. 23, 2000	Auburn, Ala.	L	4-3
Feb. 7, 2001	Birmingham, Ala.	W	2-1
Feb. 7, 2001	Birmingham, Ala.	W	9-1
March 10, 2001	Birmingham, Ala.	L	3-2
March 11, 2001	Birmingham, Ala.	L	3-2
Feb. 19, 2002	Auburn, Ala.	W	4-3
Feb. 19, 2002	Auburn, Ala.	W	9-1
Feb. 11, 2003	Birmingham, Ala.	L	1-0
Feb. 24, 2004	Auburn, Ala.	W	4-0
March 8, 2006	Auburn, Ala.	W	1-0
March 5, 2008	Birmingham, Ala.	W	7-3
April 7, 2010	Auburn, Ala.	W	13-0 (5)
Feb. 13, 2011	Auburn, Ala.	W	5-0
Feb. 13, 2013	Auburn, Ala.	W	2-1
Feb. 21, 2014	Auburn, Ala.	W	3-0
March 1, 2015	Auburn, Ala.	W	13-0 (5)
March 16, 2016	Birmingham, Ala.	W	18-1 (5)

SAN DIEGO STATE 1-0 (1.000)

0-0 H • 1-0 A • 0-0 N

DATE	SITE	RESULT	SCORE
Feb. 21, 2004	San Diego, Calif.	W	1-0

SAN JOSE STATE 1-0 (1.000)

0-0 H • 0-0 A • 1-0 N

DATE	SITE	RESULT	SCORE
Feb. 23, 2018	Cathedral City, Calif.	W	4-0

SAVANNAH STATE 1-0 (1.000)

1-0 H • 0-0 A • 0-0 N

DATE	SITE	RESULT	SCORE
March 15, 2014	Auburn, Ala.	W	22-0 (5)

SETON HALL 2-0 (1.000)

2-0 H • 0-0 A • 0-0 N

DATE	SITE	RESULT	SCORE
Feb. 11, 2022	Auburn, Ala.	W	10-3
Feb. 12, 2022	Auburn, Ala.	W	9-1 (5)

SIU EDWARDSVILLE 4-0 (1.000)

4-0 H • 0-0 A • 0-0 N

DATE	SITE	RESULT	SCORE
Feb. 21, 2010	Auburn, Ala.	W	7-0
Feb. 28, 2015	Auburn, Ala.	W	8-5
Feb. 16, 2017	Auburn, Ala.	W	4-3 (8)
Feb. 17, 2017	Auburn, Ala.	W	8-1

SOUTH ALABAMA 5-1 (.833)

3-1 H • 2-0 A • 0-0 N

DATE	SITE	RESULT	SCORE
April 10, 2007	Auburn, Ala.	W	3-0
Feb. 20, 2008	Mobile, Ala.	W	4-3
April 14, 2009	Auburn, Ala.	L	3-1 (10)
March 23, 2011	Mobile, Ala.	W	3-1
May 16, 2015	Auburn, Ala.	W	1-0
May 17, 2015	Auburn, Ala.	W	7-4



**SOUTH CAROLINA****38-31 (.551)****20-14 H • 13-14 A • 5-3 N**

DATE	SITE	RESULT	SCORE
April 27, 1997	Columbia, S.C.	L	4-0
April 27, 1997	Columbia, S.C.	L	4-2
May 10, 1997	Columbus, Ga.	L	9-0
April 26, 1998	Auburn, Ala.	L	4-2
April 26, 1998	Auburn, Ala.	L	5-3
May 2, 1999	Columbia, S.C.	L	4-0
May 2, 1999	Columbia, S.C.	L	2-1
Feb. 26, 2000	Auburn, Ala.	W	4-2
March 4, 2000	Auburn, Ala.	L	5-3
March 4, 2000	Auburn, Ala.	W	4-3
April 7, 2001	Auburn, Ala.	L	5-3 (10)
April 7, 2001	Auburn, Ala.	L	10-0
April 8, 2001	Auburn, Ala.	L	4-3
April 6, 2002	Columbia, S.C.	L	4-2
April 6, 2002	Columbia, S.C.	L	3-1
April 7, 2002	Columbia, S.C.	L	3-2
March 29, 2003	Auburn, Ala.	L	12-1
March 29, 2003	Auburn, Ala.	W	2-1
March 30, 2003	Auburn, Ala.	L	4-0
March 27, 2004	Columbia, S.C.	W	1-0
March 27, 2004	Columbia, S.C.	W	5-1
March 28, 2004	Columbia, S.C.	W	6-5
May 14, 2004	Tuscaloosa, Ala.	W	2-0
March 26, 2005	Auburn, Ala.	W	10-8
March 26, 2005	Auburn, Ala.	W	11-2
May 12, 2005	Gainesville, Fla.	W	8-0
April 29, 2006	Columbia, S.C.	L	5-2
April 29, 2006	Columbia, S.C.	W	4-0
April 30, 2006	Columbia, S.C.	L	7-1
April 28, 2007	Auburn, Ala.	W	8-0 (5)
April 28, 2007	Auburn, Ala.	W	1-0
April 29, 2007	Auburn, Ala.	W	3-0
April 6, 2008	Columbia, S.C.	L	2-0
April 6, 2008	Columbia, S.C.	L	3-2
March 28, 2009	Auburn, Ala.	W	3-2
March 29, 2009	Auburn, Ala.	W	12-4 (6)
March 29, 2009	Auburn, Ala.	L	5-0
March 27, 2010	Columbia, S.C.	W	4-1
March 27, 2010	Columbia, S.C.	W	5-3
March 28, 2010	Columbia, S.C.	W	11-3 (5)
March 18, 2011	Auburn, Ala.	W	9-1 (5)
March 19, 2011	Auburn, Ala.	W	3-0
March 20, 2011	Auburn, Ala.	W	3-2 (9)
April 27, 2012	Columbia, S.C.	W	1-0
April 28, 2012	Columbia, S.C.	W	3-2
April 29, 2012	Columbia, S.C.	W	4-1
April 19, 2013	Auburn, Ala.	L	8-4
April 20, 2013	Auburn, Ala.	W	7-1
April 21, 2013	Auburn, Ala.	L	3-1
May 2, 2014	Columbia, S.C.	W	5-3 (8)
May 3, 2014	Columbia, S.C.	L	7-4
May 4, 2014	Columbia, S.C.	L	4-2
May 7, 2014	Columbia, S.C.	W	7-5
March 25, 2016	Auburn, Ala.	W	10-0 (5)
March 26, 2016	Auburn, Ala.	W	5-2
March 26, 2016	Auburn, Ala.	W	4-3
April 21, 2017	Columbia, S.C.	W	2-0
April 22, 2017	Columbia, S.C.	W	2-0
April 23, 2017	Columbia, S.C.	L	3-0
April 12, 2019	Auburn, Ala.	W	5-4
April 13, 2019	Auburn, Ala.	L	10-1
April 14, 2019	Auburn, Ala.	L	8-4

April 20, 2021	Jacksonville, Fla.	W	5-4
April 21, 2021	Jacksonville, Fla.	L	6-5
May 11, 2021	Tuscaloosa, Ala.	L	3-1
March 19, 2022	Auburn, Ala.	L	7-10 (11)
March 20, 2022	Auburn, Ala.	W	11-2 (5)
March 21, 2022	Auburn, Ala.	W	4-3 (10)

SOUTHEAST MISSOURI STATE**3-0 (1.000)****3-0 H • 0-0 A • 0-0 N**

DATE	SITE	RESULT	SCORE
Feb. 13, 2021	Auburn, Ala.	W	8-0 (5)
Feb. 13, 2021	Auburn, Ala.	W	5-1
Feb. 14, 2021	Auburn, Ala.	W	3-1

SOUTHEASTERN LOUISIANA**6-0 (1.000)****4-0 H • 1-0 A • 1-0 N**

DATE	SITE	RESULT	SCORE
March 20, 2000	Hammond, La.	W	8-1
Feb. 1, 2002	Auburn, Ala.	W	2-1 (8)
Feb. 3, 2002	Auburn, Ala.	W	1-0
Feb. 14, 2003	Monroe, La.	W	3-2
March 6, 2021	Auburn, Ala.	W	9-2
March 6, 2021	Auburn, Ala.	W	9-1 (6)

SOUTHERN ILLINOIS**1-3 (.250)****1-1 H • 0-0 A • 1-1 N**

DATE	SITE	RESULT	SCORE
March 11, 1998	Auburn, Ala.	W	1-0
March 11, 1998	Auburn, Ala.	L	1-0
Feb. 24, 2007	Columbus, Ga.	L	3-2 (9)
Feb. 27, 2010	Columbus, Ga.	L	1-0

SOUTHERN MISS**7-0 (1.000)****4-0 H • 2-0 A • 1-0 N**

DATE	SITE	RESULT	SCORE
March 1, 2006	Huntsville, Ala.	W	4-1
Feb. 18, 2011	Auburn, Ala.	W	3-0
April 9, 2013	Auburn, Ala.	W	3-1
March 12, 2018	Hattiesburg, Miss.	W	9-2
March 12, 2018	Hattiesburg, Miss.	W	5-0
March 5, 2021	Auburn, Ala.	W	6-4
March 5, 2021	Auburn, Ala.	W	2-1

SOUTHERN**2-0 (1.000)****1-0 H • 0-0 A • 1-0 N**

DATE	SITE	RESULT	SCORE
Feb. 23, 2013	Corpus Christi, Texas	W	7-1
March 3, 2013	Auburn, Ala.	W	14-0 (5)

ST. FRANCIS (PA.)**2-0 (1.000)****2-0 H • 0-0 A • 0-0 N**

DATE	SITE	RESULT	SCORE
Feb. 16, 2018	Auburn, Ala.	W	4-3
Feb. 17, 2018	Auburn, Ala.	W	5-0

ST. JOHN'S**3-0 (1.000)****3-0 H • 0-0 A • 0-0 N**

DATE	SITE	RESULT	SCORE
Feb. 27, 2016	Auburn, Ala.	W	9-0 (5)
Feb. 11, 2022	Auburn, Ala.	W	14-0 (5)
Feb. 12, 2022	Auburn, Ala.	W	9-0 (5)

**STANFORD** **0-2 (.000)****0-0 H • 0-0 A • 0-2 N**

DATE	SITE	RESULT	SCORE
March 5, 1999	Fullerton, Calif.	L	9-0
Feb. 26, 2005	Palo Alto, Calif.	L	9-0

STEPHEN F. AUSTIN **1-0 (1.000)****0-0 H • 0-0 A • 1-0 N**

DATE	SITE	RESULT	SCORE
May 17, 2008	College Station, Texas	W	2-0

STETSON **1-0 (1.000)****0-0 H • 0-0 A • 1-0 N**

DATE	SITE	RESULT	SCORE
Feb. 27, 1999	Statesboro, Ga.	W	4-0

SYRACUSE **5-0 (1.000)****2-0 H • 0-0 A • 3-0 N**

DATE	SITE	RESULT	SCORE
Feb. 9, 2001	Auburn, Ala.	W	7-0
March 2, 2008	Columbus, Ga.	W	6-0
March 2, 2012	Orlando, Fla.	W	5-0
March 1, 2014	Kissimmee, Fla.	W	10-1
Feb. 27, 2022	Auburn, Ala.	W	9-0 (5)

TENNESSEE **27-44 (.380)****14-17 H • 9-24 A • 4-3 N**

DATE	SITE	RESULT	SCORE
March 21, 1997	Auburn, Ala.	L	6-2
March 21, 1997	Auburn, Ala.	L	8-2
May 9, 1997	Columbus, Ga.	W	2-0
March 21, 1998	Knoxville, Tenn.	L	6-3
March 21, 1998	Knoxville, Tenn.	W	3-2
March 26, 1999	Auburn, Ala.	L	7-4
March 26, 1999	Auburn, Ala.	W	4-0
March 25, 2000	Knoxville, Tenn.	L	8-7 (9)
March 25, 2000	Knoxville, Tenn.	W	18-5
April 21, 2001	Auburn, Ala.	L	7-2
April 21, 2001	Auburn, Ala.	W	5-3
April 22, 2001	Auburn, Ala.	W	12-1
April 20, 2002	Knoxville, Tenn.	L	9-6
April 20, 2002	Knoxville, Tenn.	W	9-0
April 21, 2002	Knoxville, Tenn.	W	8-0
April 12, 2003	Auburn, Ala.	L	2-0
April 12, 2003	Auburn, Ala.	W	1-0
April 13, 2003	Auburn, Ala.	W	4-1
May 9, 2003	Plant City, Fla.	L	4-3 (9)
April 9, 2004	Knoxville, Tenn.	L	3-0
April 9, 2004	Knoxville, Tenn.	W	6-1
April 10, 2004	Knoxville, Tenn.	L	4-0
April 9, 2005	Auburn, Ala.	L	5-0
April 9, 2005	Auburn, Ala.	W	3-1
April 10, 2005	Auburn, Ala.	W	6-1
March 18, 2006	Knoxville, Tenn.	L	2-0
March 18, 2006	Knoxville, Tenn.	W	3-1
March 19, 2006	Knoxville, Tenn.	L	8-0 (5)
April 21, 2007	Knoxville, Tenn.	L	10-0 (5)
April 21, 2007	Knoxville, Tenn.	L	2-1 (8)
April 22, 2007	Knoxville, Tenn.	L	5-1
March 29, 2008	Auburn, Ala.	L	8-4
March 29, 2008	Auburn, Ala.	W	1-0
March 30, 2008	Auburn, Ala.	W	2-1 (8)
April 10, 2009	Knoxville, Tenn.	L	5-2
April 11, 2009	Knoxville, Tenn.	L	2-1 (11)

April 11, 2009	Knoxville, Tenn.	L	3-2
April 10, 2010	Auburn, Ala.	W	2-1
April 10, 2010	Auburn, Ala.	L	2-1
April 11, 2010	Auburn, Ala.	L	5-3
April 1, 2011	Knoxville, Tenn.	L	2-1 (10)
April 2, 2011	Knoxville, Tenn.	W	9-1
April 3, 2011	Knoxville, Tenn.	L	8-0 (6)
May 13, 2011	Oxford, Miss.	L	2-1
April 6, 2012	Auburn, Ala.	L	9-1 (5)
April 7, 2012	Auburn, Ala.	L	5-3 (10)
April 8, 2012	Auburn, Ala.	L	6-2
May 10, 2012	Tuscaloosa, Ala.	L	2-1
April 12, 2013	Knoxville, Tenn.	L	5-3
April 13, 2013	Knoxville, Tenn.	L	6-1
April 14, 2013	Knoxville, Tenn.	L	6-0
April 2, 2015	Auburn, Ala.	W	6-2
April 3, 2015	Auburn, Ala.	L	8-6
April 4, 2015	Auburn, Ala.	W	12-9
May 9, 2015	Baton Rouge, La.	W	6-5 (9)
May 30, 2015	Oklahoma City, Okla.	W	4-2
May 1, 2016	Knoxville, Tenn.	L	10-2 (5)
May 1, 2016	Knoxville, Tenn.	L	12-1 (5)
April 6, 2018	Auburn, Ala.	L	2-1 (8)
April 7, 2018	Auburn, Ala.	W	2-0
April 8, 2018	Auburn, Ala.	W	6-0
April 6, 2019	Knoxville, Tenn.	W	10-5
April 7, 2019	Knoxville, Tenn.	W	3-0
April 7, 2019	Knoxville, Tenn.	L	8-1
May 9, 2019	College Station, Texas	W	2-0
April 30, 2021	Auburn, Ala.	L	2-1
May 1, 2021	Auburn, Ala.	L	3-2
May 2, 2021	Auburn, Ala.	L	2-1
May 7, 2022	Knoxville, Tenn.	L	2-5
May 7, 2022	Knoxville, Tenn.	L	4-7
May 8, 2022	Knoxville, Tenn.	L	1-3

TENNESSEE STATE **6-0 (1.000)****3-0 H • 2-0 A • 1-0 N**

DATE	SITE	RESULT	SCORE
March 18, 2009	Nashville, Tenn.	W	10-0 (5)
Feb. 15, 2013	Auburn, Ala.	W	3-2
March 12, 2013	Nashville, Tenn.	W	6-2
March 9, 2016	Auburn, Ala.	W	7-0
March 9, 2016	Auburn, Ala.	W	8-0 (5)
Feb. 8, 2019	Gulf Shores, Ala.	W	11-4

TENNESSEE TECH **8-0 (1.000)****7-0 H • 0-0 A • 1-0 N**

DATE	SITE	RESULT	SCORE
April 4, 2006	Pensacola, Fla.	W	4-0
Feb. 16, 2007	Auburn, Ala.	W	6-3
March 9, 2008	Auburn, Ala.	W	2-0
March 5, 2010	Auburn, Ala.	W	9-1
Feb. 9, 2014	Auburn, Ala.	W	8-4
May 15, 2015	Auburn, Ala.	W	4-1
Feb. 9, 2018	Auburn, Ala.	W	3-0
Feb. 10, 2018	Auburn, Ala.	W	18-0 (5)

TEXAS **1-1 (.500)****0-0 H • 0-1 A • 1-0 N**

DATE	SITE	RESULT	SCORE
May 19, 2012	Austin, Texas	L	6-1
Feb. 18, 2022	Clearwater, Fla.	W	6-2

**TEXAS A&M****16-9 (.640)****10-2 H • 5-7 A • 1-1 N**

DATE	SITE	RESULT	SCORE
May 1, 1998	Columbus, Ga.	W	1-0
Feb. 19, 1999	College Station, Texas	L	3-0
Feb. 21, 1999	College Station, Texas	W	4-0
Feb. 23, 2001	Santa Barbara, Calif.	L	4-3
April 25, 2014	Auburn, Ala.	W	7-6
April 26, 2014	Auburn, Ala.	W	6-0
April 27, 2014	Auburn, Ala.	W	9-1 (5)
April 10, 2015	College Station, Texas	W	8-1
April 11, 2015	College Station, Texas	L	12-4 (5)
April 12, 2015	College Station, Texas	W	12-4
May 6, 2016	Auburn, Ala.	L	6-5 (8)
May 7, 2016	Auburn, Ala.	L	13-6
May 8, 2016	Auburn, Ala.	W	5-4
April 27, 2018	College Station, Texas	L	3-1
April 28, 2018	College Station, Texas	L	1-0
April 29, 2018	College Station, Texas	L	7-1
March 15, 2019	Auburn, Ala.	W	7-6
March 16, 2019	Auburn, Ala.	W	8-1
March 17, 2019	Auburn, Ala.	W	12-4 (6)
April 9, 2021	College Station, Texas	W	6-2
April 10, 2021	College Station, Texas	L	4-1
April 11, 2021	College Station, Texas	W	3-1
March 11, 2022	Auburn, Ala.	W	5-4 (8)
March 13, 2022	Auburn, Ala.	W	4-3
March 12, 2022	Auburn, Ala.	W	8-5

TEXAS A&M CORPUS CHRISTI**2-0 (1.000)****0-0 H • 1-0 A • 1-0 N**

DATE	SITE	RESULT	SCORE
Feb. 6, 2009	Miami, Fla.	W	2-0
Feb. 22, 2013	Corpus Christi, Texas	W	6-4 (5)

TEXAS STATE**3-0 (1.000)****2-0 H • 0-0 A • 1-0 N**

DATE	SITE	RESULT	SCORE
Feb. 26, 2015	Auburn, Ala.	W	6-2
March 4, 2017	Auburn, Ala.	W	8-1
Feb. 8, 2020	Clearwater, Fla.	W	3-1

TEXAS TECH**3-1 (.750)****0-1 H • 0-0 A • 3-0 N**

DATE	SITE	RESULT	SCORE
Feb. 25, 2005	Palo Alto, Calif.	W	4-1
Feb. 13, 2010	Tempe, Ariz.	W	6-1
Feb. 16, 2019	Auburn, Ala.	L	5-4
Feb. 17, 2022	Clearwater, Fla.	W	7-1

TOLEDO**3-0 (1.000)****2-0 H • 0-0 A • 1-0 N**

DATE	SITE	RESULT	SCORE
Feb. 22, 1997	Tempe, Ariz.	W	6-1
March 4, 2022	Auburn, Ala.	W	6-1
March 5, 2022	Auburn, Ala.	W	9-0 (5)

TROY**20-7-1 (.732)****11-3 H • 8-4-1 A • 1-0 N**

DATE	SITE	RESULT	SCORE
March 3, 1998	Auburn, Ala.	L	7-3
March 3, 1998	Auburn, Ala.	L	4-1
April 7, 1999	Troy, Ala.	W	5-4
April 7, 1999	Troy, Ala.	W	7-0
Feb. 22, 2000	Auburn, Ala.	W	8-0
March 14, 2001	Troy, Ala.	L	3-1
March 6, 2002	Auburn, Ala.	W	4-0
Feb. 18, 2003	Troy, Ala.	L	4-3
March 2, 2004	Auburn, Ala.	W	2-0
April 7, 2004	Troy, Ala.	W	1-0
March 2, 2005	Troy, Ala.	W	3-2
March 14, 2006	Auburn, Ala.	W	4-3
March 7, 2007	Troy, Ala.	L	3-1
April 23, 2008	Auburn, Ala.	L	3-0
Feb. 17, 2009	Troy, Ala.	W	3-2 (9)
March 31, 2010	Auburn, Ala.	W	3-1
Feb. 12, 2011	Auburn, Ala.	W	2-1
March 21, 2012	Troy, Ala.	L	7-1
April 10, 2013	Auburn, Ala.	W	6-1
Feb. 6, 2014	Troy, Ala.	T	5-5
March 12, 2014	Auburn, Ala.	W	13-5 (5)
Feb. 5, 2015	Auburn, Ala.	W	15-5 (5)
March 11, 2015	Troy, Ala.	W	2-0
April 6, 2016	Auburn, Ala.	W	8-1
Feb. 14, 2018	Troy, Ala.	W	5-0
Feb. 24, 2019	Auburn, Ala.	W	3-1
March 4, 2021	Auburn, Ala.	W	8-1
March 10, 2021	Troy, Ala.	W	3-0

TULSA**1-2 (.333)****1-0 H • 0-0 A • 0-2 N**

DATE	SITE	RESULT	SCORE
Feb. 12, 2000	Grand Prairie, Texas	L	3-2 (8)
Feb. 16, 2003	Monroe, La.	L	5-0
Feb. 17, 2007	Auburn, Ala.	W	9-1 (6)

UAB**14-2 (.875)****7-2 H • 6-0 A • 1-0 N**

DATE	SITE	RESULT	SCORE
Feb. 8, 2000	Auburn, Ala.	W	7-3
Feb. 18, 2000	Auburn, Ala.	L	5-4
April 18, 2000	Auburn, Ala.	W	7-3
March 9, 2001	Auburn, Ala.	W	6-2
Feb. 25, 2003	Auburn, Ala.	L	4-0
March 26, 2003	Auburn, Ala.	W	5-2
Feb. 17, 2004	Birmingham, Ala.	W	4-3
Feb. 16, 2005	Auburn, Ala.	W	14-0
Feb. 27, 2005	Auburn, Ala.	W	8-1
Feb. 21, 2006	Birmingham, Ala.	W	8-0
Feb. 18, 2007	Auburn, Ala.	W	5-1
Feb. 6, 2015	Auburn, Ala.	W	11-2 (5)
April 8, 2015	Auburn, Ala.	W	10-6
April 13, 2016	Birmingham, Ala.	W	8-1
Feb. 14, 2019	Auburn, Ala.	W	9-0 (5)
Feb. 17, 2019	Auburn, Ala.	W	11-3 (5)

UC DAVIS**1-0 (1.000)****0-0 H • 0-0 A • 1-0 N**

DATE	SITE	RESULT	SCORE
Feb. 26, 2005	Palo Alto, Calif.	W	3-0

**UC SANTA BARBARA** **2-1 (.667)****0-0 H • 1-0 A • 1-1 N**

DATE	SITE	RESULT	SCORE
Feb. 15, 2001	Honolulu, Hawaii	W	3-2
Feb. 18, 2001	Honolulu, Hawaii	L	5-0
Feb. 22, 2001	Santa Barbara, Calif..	W	2-1

UCF **2-1 (.667)****0-0 H • 2-0 A • 0-1 N**

DATE	SITE	RESULT	SCORE
Feb. 22, 2008	Orlando, Fla.	W	1-0
Feb. 17, 2016	Orlando, Fla.	W	2-0
May 21, 2021	Tallahassee, Fla.	L	5-4

UCLA **3-2 (.600)****0-0 H • 0-0 A • 3-2 N**

DATE	SITE	RESULT	SCORE
March 3, 2012	Orlando, Fla.	W	11-1
May 30, 2015	Oklahoma City, Okla.	W	11-10 (10)
June 2, 2016	Oklahoma City, Okla.	W	10-3
Feb. 23, 2020	Cathedral City, Calif.	L	11-1 (5)
Feb. 19, 2022	Clearwater, Fla.	L	0-9 (6)

ULM **3-0 (1.000)****3-0 H • 0-0 A • 0-0 N**

DATE	SITE	RESULT	SCORE
Feb. 8, 2014	Auburn, Ala.	W	9-2
Feb. 25, 2022	Auburn, Ala.	W	3-0
Feb. 27, 2022	Auburn, Ala.	W	7-3

UMASS LOWELL **2-0 (1.000)****2-0 H • 0-0 A • 0-0 N**

DATE	SITE	RESULT	SCORE
Feb. 24, 2017	Auburn, Ala.	W	13-0 (5)
Feb. 13, 2022	Auburn, Ala.	W	8-0 (5)

UMBC **0-1 (.000)****0-0 H • 0-0 A • 0-1 N**

DATE	SITE	RESULT	SCORE
March 28, 1998	Midlothian, Va.	L	6-2

UNCW **5-0 (1.000)****5-0 H • 0-0 A • 0-0 N**

DATE	SITE	RESULT	SCORE
March 2, 2018	Auburn, Ala.	W	9-0 (5)
March 4, 2018	Auburn, Ala.	W	6-1
Feb. 14, 2020	Auburn, Ala.	W	8-7 (10)
Feb. 15, 2020	Auburn, Ala.	W	18-1 (5)
Feb. 16, 2020	Auburn, Ala.	W	10-1 (5)

USC UPSTATE **1-0 (1.000)****1-0 H • 0-0 A • 0-0 N**

DATE	SITE	RESULT	SCORE
May 21, 2016	Auburn, Ala.	W	6-1

USF **8-3 (.727)****0-1 H • 5-2 A • 2-1 N**

DATE	SITE	RESULT	SCORE
Feb. 20, 1998	Tampa, Fla.	L	7-0
Feb. 26, 2000	Auburn, Ala.	L	6-1 (9)
Feb. 15, 2002	Tucson, Ariz.	W	7-2
Feb. 1, 2003	Tampa, Fla.	L	6-4
Feb. 4, 2005	Auburn, Ala.	W	6-4
March 2, 2007	Tampa, Fla.	W	9-0 (6)
Feb. 20, 2015	Tampa, Fla.	W	6-2
Feb. 22, 2015	Tampa, Fla.	W	8-0 (5)
Feb. 19, 2016	Clearwater, Fla.	W	6-0
March 17, 2017	Tampa, Fla.	W	4-0
Feb. 20, 2022	Clearwater, Fla.	W	5-1

UTAH **1-1 (.500)****0-0 H • 0-0 A • 1-1 N**

DATE	SITE	RESULT	SCORE
Feb. 23, 2001	Santa Barbara, Calif.	L	4-3
March 2, 2007	Tampa, Fla.	W	9-1 (5)

UTSA **2-0 (1.000)****0-0 H • 0-0 A • 2-0 N**

DATE	SITE	RESULT	SCORE
Feb. 11, 2000	Grand Prairie, Texas	W	5-0
Feb. 28, 2019	Fullerton, Calif.	W	7-1

VALPARAISO **1-0 (1.000)****1-0 H • 0-0 A • 0-0 N**

DATE	SITE	RESULT	SCORE
March 7, 2010	Auburn, Ala.	W	6-3 (9)

VILLANOVA **2-0 (1.000)****2-0 H • 0-0 A • 0-0 N**

DATE	SITE	RESULT	SCORE
Feb. 22, 2019	Auburn, Ala.	W	8-0 (5)
Feb. 24, 2019	Auburn, Ala.	W	11-1 (6)

VIRGINIA TECH **2-1 (.667)****2-1 H • 0-0 A • 1-0 N**

DATE	SITE	RESULT	SCORE
Feb. 17, 2007	Auburn, Ala.	L	1-0
Feb. 27, 2010	Auburn, Ala.	W	2-0
Feb. 19, 2012	Auburn, Ala.	W	1-0

VIRGINIA **0-1 (0.000)****0-0 H • 0-0 A • 0-1 N**

DATE	SITE	RESULT	SCORE
March 27, 1998	Midlothian, Va.	L	2-1

WASHINGTON **0-5 (.000)****0-0 H • 0-0 A • 0-5 N**

DATE	SITE	RESULT	SCORE
Feb. 28, 1998	Columbus, Ga.	L	1-0
March 5, 1999	Fullerton, Calif.	L	5-3
Feb. 11, 2010	Tempe, Ariz.	L	5-0
Feb. 9, 2017	Puerto Vallarta, Mexico	L	1-2 (10)
March 1, 2019	Fullerton, Calif.	L	8-6 (9)

WESTERN CAROLINA **3-0 (1.000)**

3-0 H • 0-0 A • 0-0 N

DATE	SITE	RESULT	SCORE
Feb. 20, 2011	Auburn, Ala.	W	7-2
March 2, 2018	Auburn, Ala.	W	9-0 (5)
March 3, 2018	Auburn, Ala.	W	5-0

WESTERN ILLINOIS **5-0 (1.000)**

5-0 H • 0-0 A • 0-0 N

DATE	SITE	RESULT	SCORE
Feb. 19, 2011	Auburn, Ala.	W	8-1
Feb. 15, 2014	Auburn, Ala.	W	6-0
Feb. 27, 2016	Auburn, Ala.	W	14-1 (5)
March 3, 2018	Auburn, Ala.	W	6-2
March 4, 2018	Auburn, Ala.	W	7-0

WESTERN KENTUCKY **3-0 (1.000)**

2-0 H • 0-0 A • 1-0 N

DATE	SITE	RESULT	SCORE
Feb. 14, 2009	Auburn, Ala.	W	5-3 (8)
Feb. 12, 2016	Auburn, Ala.	W	19-1 (5)
Feb. 8, 2019	Gulf Shores, Ala.	W	8-0 (5)

WICHITA STATE **5-0 (1.000)**

3-0 H • 0-0 A • 2-0 N

DATE	SITE	RESULT	SCORE
Feb. 19, 2000	Auburn, Ala.	W	7-0
Feb. 20, 2000	Auburn, Ala.	W	7-3
March 2, 2002	Miami, Fla.	W	4-2
Feb. 7, 2004	Waco, Texas	W	7-0
Feb. 8, 2018	Auburn, Ala.	W	2-0

WINTHROP **3-1 (.750)**

3-1 H • 0-0 A • 0-0 N

DATE	SITE	RESULT	SCORE
Feb. 29, 2008	Auburn, Ala.	L	1-0
Feb. 20, 2009	Auburn, Ala.	W	1-0
Feb. 16, 2014	Auburn, Ala.	W	16-0 (5)
Feb. 15, 2015	Auburn, Ala.	W	15-4 (5)

WISCONSIN **2-3 (.400)**

0-0 H • 0-0 A • 2-3 N

DATE	SITE	RESULT	SCORE
Feb. 23, 1997	Tempe, Ariz.	L	8-4
Feb. 23, 1997	Tempe, Ariz.	L	2-0
Feb. 14, 2010	Tempe, Ariz.	W	7-0
Feb. 22, 2018	Cathedral City, Calif.	L	3-2
Feb. 18, 2022	Clearwater, Fla.	W	9-3

WRIGHT STATE **2-0 (1.000)**

1-0 H • 0-0 A • 1-0 N

DATE	SITE	RESULT	SCORE
Feb. 21, 2003	Macon, Ga.	W	8-0
Feb. 10, 2012	Auburn, Ala.	W	12-4

YALE **1-0 (1.000)**


1-0 H • 0-0 A • 0-0 N

DATE	SITE	RESULT	SCORE
Feb. 25, 2017	Auburn, Ala.	W	9-0 (5)

YOUNGSTOWN STATE **1-0 (1.000)**

0-0 H • 0-0 A • 1-0 N

DATE	SITE	RESULT	SCORE
March 29, 1998	Atlanta, Ga.	W	9-8



**1997***Eastern Division*

TEAM	SEC	OVERALL
South Carolina *^!	25-1	63-5
Tennessee	20-7	45-22
Florida	16-8	42-25
Georgia	7-21	25-33
Kentucky	2-23	11-44

Western Division

LSU ^	18-6	44-14
Alabama	16-14	39-29
Auburn	15-15	34-35
Arkansas	12-16	16-42
Mississippi State	11-17	29-27
Ole Miss	7-21	22-41

1998*Eastern Division*

TEAM	SEC	OVERALL
Florida *^	23-5	47-22
South Carolina	15-11	36-21
Tennessee	13-15	37-31
Georgia	11-17	34-26
Kentucky	6-22	19-43

Western Division

LSU ^	23-6	58-14
Alabama !	19-7	49-18
Mississippi State	15-11	36-21
Arkansas	13-17	21-38
Ole Miss	9-21	26-40
Auburn	6-21	16-40

1999*Eastern Division*

TEAM	SEC	OVERALL
Tennessee ^	17-11	44-27
South Carolina ^	17-11	49-21
Florida	13-15	34-29
Georgia	11-17	28-31
Kentucky	6-22	23-44

Western Division

LSU *^!	27-3	56-10
Alabama	19-11	39-26
Arkansas	17-13	46-29
Mississippi State	15-15	38-29
Auburn	11-19	27-32-1
Ole Miss	7-23	25-36

2000*Eastern Division*

TEAM	SEC	OVERALL
Kentucky ^	15-13	36-29
Florida	13-14	46-30
South Carolina !	11-16	41-28
Georgia	9-19	28-33
Tennessee	5-22	29-34

Western Division

LSU *^	26-4	59-13
Alabama	25-5	66-14
Arkansas	19-11	44-31
Mississippi State	17-13	44-27
Auburn	10-19	34-31
Ole Miss	8-22	21-42

2001*Eastern Division*

Team	SEC	Overall
South Carolina ^	18-8	40-20-1
Florida	14-15	37-28
Kentucky	10-18	27-34
Georgia	9-18	33-26
Tennessee	9-20	24-35

Western Division

LSU *^!	26-4	59-11
Alabama	24-6	50-11
Mississippi State	19-11	36-26
Arkansas	14-16	36-30
Auburn	10-20	31-32
Ole Miss	5-22	18-40

2002*Eastern Division*

TEAM	SEC	OVERALL
South Carolina ^	20-10	46-20
Georgia	18-12	59-17
Florida	12-18	32-35
Tennessee	8-17	35-25-1
Kentucky	6-21	24-32

Western Division

LSU ^	18-6	44-14
Alabama	16-14	39-29
Auburn	15-15	34-35
Arkansas	12-16	16-42
Mississippi State	11-17	29-27
Ole Miss	7-23	25-29

2003*Eastern Division*

TEAM	SEC	OVERALL
Georgia *^	23-6	57-14
South Carolina	18-10	41-20
Florida	19-11	41-25
Tennessee	14-15	45-25
Kentucky	3-26	16-40

Western Division

Alabama ^!	22-8	49-21
LSU	20-9	50-18
Auburn	13-16	26-31
Mississippi State	13-16	34-30
Arkansas	8-22	24-36
Ole Miss	8-22	19-34

2004*Eastern Division*

Team	SEC	Overall
Tennessee ^	20-8	53-14
Georgia	20-10	55-17
Florida	16-13	40-18
South Carolina	12-18	27-22
Kentucky	6-24	25-31-1

Western Division

LSU *^!	22-6	57-12
Auburn	19-10	42-18
Alabama	18-12	42-18
Mississippi State	14-15	38-24
Ole Miss	8-21	15-37
Arkansas	6-24	18-40

2005*Eastern Division*

TEAM	SEC	OVERALL
Georgia *^	26-4	55-15
Tennessee	20-8	67-15
Florida	18-12	41-23
South Carolina	11-16	28-28-1
Kentucky	4-25	20-41

Western Division

Alabama ^!	23-7	63-15
Auburn	21-8	50-18
Mississippi State	12-18	31-23
LSU	12-18	31-23
Ole Miss	10-20	30-28
Arkansas	4-25	19-43

**2006***Eastern Division*

TEAM	SEC	OVERALL
Georgia ^	24-6	54-15
Tennessee !	21-9	61-12
Florida	17-13	43-25
South Carolina	8-21	28-30
Kentucky	4-26	21-36

Western Division

Alabama *^	25-4	54-11
LSU	22-8	55-14
Auburn	15-15	36-22
Arkansas	10-19	26-35
Ole Miss	10-20	24-36
Mississippi State	7-22	33-28

2007*Eastern Division*

TEAM	SEC	OVERALL
Tennessee *^	23-4	63-8
Florida	17-11	50-22
Georgia	13-15	46-28
South Carolina	12-16	38-26
Kentucky	4-24	20-31

Western Division

LSU ^!	22-6	55-12
Alabama	21-6	55-10
Mississippi State	14-14	35-27
Ole Miss	11-17	24-34
Auburn	10-18	26-30
Arkansas	6-22	21-43

2008*Eastern Division*

TEAM	SEC	OVERALL
Florida *^!	27-1	70-5
Tennessee	14-12	50-16
Georgia	14-14	46-24
South Carolina	8-18	21-26
Kentucky	3-25	17-37

Western Division

Alabama ^	25-3	58-8
LSU	17-11	44-12
Auburn	13-14	38-22
Mississippi State	13-14	41-22
Ole Miss	9-19	26-28
Arkansas	8-20	37-29

2009*Eastern Division*

TEAM	SEC	OVERALL
Florida *^!	26-1	63-5
Georgia	18-7	47-12
Tennessee	12-12-1	40-18-1
Kentucky	13-14	34-23
South Carolina	6-21	21-24

Western Division

Alabama ^	21-6	54-11
LSU	15-10-1	34-18
Arkansas	10-16	27-29
Auburn	9-19	30-29
Mississippi State	8-19	28-28
Ole Miss	7-20	23-29

2010*Eastern Division*

TEAM	SEC	OVERALL
Florida ^	20-4	49-10
Georgia	18-8	50-13
Tennessee	17-8	49-15
Kentucky	13-15	32-27
South Carolina	1-27	11-40

Western Division

Alabama *^!	23-4	52-11
LSU	20-8	45-16
Auburn	11-17	31-26
Arkansas	10-18	28-29
Ole Miss	8-19	29-27
Mississippi State	7-20	26-29

2011*Eastern Division*

TEAM	SEC	OVERALL
Florida *^	21-7	56-13
Tennessee !	20-8	49-12
Georgia	17-9	51-14
Kentucky	14-9	40-16
South Carolina	6-22	26-30

Western Division

Alabama ^	19-6	53-11
LSU	19-9	40-18
Auburn	15-13	40-19
Mississippi State	10-18	24-32
Ole Miss	3-23	14-39
Arkansas	3-23	13-39

2012*Eastern Division*

TEAM	SEC	OVERALL
Tennessee ^	22-6	52-14
Florida	21-7	48-13
Georgia	17-11	45-17
Kentucky	15-13	30-30
South Carolina	3-25	23-32

Western Division

Alabama *^!	23-5	60-8
LSU	15-13	40-25
Auburn	12-16	33-23
Mississippi State	12-16	33-24
Ole Miss	7-21	22-32
Arkansas	7-21	29-28

2013*Eastern Division*

TEAM	SEC	OVERALL
Florida *^!	18-6	58-12
Tennessee	16-6	52-12
Missouri	15-8	34-14
Georgia	14-9	40-21
Kentucky	13-11	41-21
South Carolina	8-16	34-25

Western Division

LSU	15-8	42-16
Arkansas	12-10	36-20
Alabama	13-11	45-15
Texas A&M	10-13	42-18
Mississippi State	8-16	32-23
Auburn	7-17	30-23
Ole Miss	3-21	35-31

2014

TEAM	SEC	OVERALL
Alabama !	19-5	53-13
Tennessee	17-7	46-12
Missouri	15-9	43-18
Florida	15-9	55-12
Georgia *	15-9	49-15
LSU	13-11	38-24
Kentucky	13-11	50-19
South Carolina	11-13	36-22
Auburn	11-13	42-19-1
Mississippi State	10-14	39-21
Texas A&M	9-15	37-21
Arkansas	5-19	27-28
Ole Miss	3-21	22-31



2015

TEAM	SEC	OVERALL
Florida !	18-5	60-7
Auburn *	18-6	56-11
Alabama	17-7	48-15
LSU	15-9	52-14
Tennessee	15-9	47-17
Georgia	14-9	44-17
Missouri	14-10	42-16
Texas A&M	12-12	40-20
South Carolina	10-14	38-22
Mississippi State	10-14	36-21
Ole Miss	6-18	30-25
Kentucky	5-19	32-26
Arkansas	1-23	16-37

2016

TEAM	SEC	OVERALL
Florida !	20-4	56-7
Kentucky	17-7	46-14
Tennessee	16-7	43-16
Auburn *	16-7	58-12
Alabama	16-8	51-14
Missouri	14-10	42-16
LSU	13-11	52-18
Georgia	12-12	46-20
Ole Miss	11-13	41-22
Texas A&M	9-15	39-20
South Carolina	7-17	38-23
Mississippi State	3-21	26-31
Arkansas	1-23	17-39

2017

TEAM	SEC	OVERALL
Florida !	20-3	58-10
Auburn	17-7	49-12
Tennessee	16-7	48-12
Texas A&M	16-7	47-13
Alabama	12-11	46-18
LSU	12-12	48-22
Kentucky	12-12	39-19
Ole Miss *	10-14	43-20
Mississippi State	10-14	36-22
South Carolina	8-15	34-25
Missouri	7-16	29-28
Arkansas	7-17	31-24
Georgia	6-18	35-23

2018

TEAM	SEC	OVERALL
Florida !*	20-4	56-11
Georgia	16-8	48-13
South Carolina	15-9	49-17
Tennessee	14-10	48-14
LSU	13-10	45-17
Texas A&M	13-11	44-18
Arkansas	12-12	42-17
Alabama	12-12	36-20
Auburn	11-12	41-17
Kentucky	8-15	35-21
Mississippi State	7-17	38-23
Ole Miss	7-17	32-25
Missouri	6-17	30-29

2019

TEAM	SEC	OVERALL
Alabama !	18-6	60-10
Tennessee	14-10	43-17
LSU	14-10	43-19
Kentucky	14-10	36-24
Ole Miss	13-10	41-20
Florida *	12-12	49-18
Missouri	12-12	35-25
Georgia	12-12	42-19
Arkansas	12-12	38-20
Auburn	10-14	39-21
South Carolina	9-14	38-19
Mississippi State	9-15	35-23
Texas A&M	6-18	28-27

2020

TEAM	SEC	OVERALL
Florida	3-0	23-4
Missouri	3-0	19-7
Kentucky	2-1	20-4
Georgia	2-1	23-5
Alabama	2-1	14-8
Texas A&M	2-2	17-9
Arkansas	1-2	19-6
South Carolina	1-2	17-6
Mississippi State	0-0	25-3
LSU	0-0	21-3
Tennessee	0-0	14-9
Auburn	0-3	16-11
Ole Miss	0-3	0-0

NO SEC CHAMPION CROWNED DUE TO COVID-19 PANDEMIC

2021

TEAM	SEC	OVERALL
Florida !	19-5	45-11
Arkansas !	19-5	43-11
Alabama *	18-6	52-9
Missouri	15-9	42-17
Kentucky	13-11	43-16
LSU	13-11	35-22
Tennessee	12-11	42-15
Ole Miss	12-12	36-22
Mississippi State	8-15	35-25
Texas A&M	8-16	32-23
Georgia	7-17	34-23
Auburn	7-17	27-24
South Carolina	4-20	26-26

2022

TEAM	SEC	OVERALL
Arkansas!*	19-5	48-11
Alabama	16-8	44-13
Tennessee	15-8	41-18
Florida	13-11	49-19
Kentucky	13-11	37-19
LSU	13-11	34-23
Missouri	12-11	38-22
Georgia	12-12	43-18
Ole Miss	12-12	41-19
Auburn	11-13	40-17
Mississippi State	10-14	37-27
Texas A&M	6-18	31-28
South Carolina	3-21	26-30

* - SEC Tournament Champion

^ - Division Champion

! - SEC Champion


AUBURN ALL-TIME FINISHES IN FINAL SEC STANDINGS

1ST (0 TIMES)

2ND (2 TIME)

2015
2017

3RD (1 TIME)

2005

4TH (2 TIMES)

2004
2016

5TH (1 TIME)

2002

6TH (4 TIMES)

1997
2006
2008
2011

7TH (3 TIMES)

2003
2010
2012

8TH (3 TIMES)

2000
2001
2009

9TH (4 TIMES)

1999
2007
2014
2018

10TH (3 TIMES)

1998
2019
2022

11TH (0 TIMES)

12TH (3 TIME)

2013
2020*
2021

13TH (0 TIMES)



USA TODAY/NATIONAL FASTPITCH COACHES POLL

	PRESEASON	WEEK 1	WEEK 2	WEEK 3	WEEK 4	WEEK 5	WEEK 6	WEEK 7	WEEK 8	WEEK 9	WEEK 10	WEEK 11	WEEK 12	WEEK 13	WEEK 14	WEEK 15	FINAL
1997	NR	NR	NR	NR	NR	NR	NR	NR	NR	NR	NR	NR	NR				NR
1998	NR	N	NR	NR	NR	NR	NR	NR	NR	NR	NR	NR	NR				NR
1999	NR	NR	NR	NR	NR	NR	NR	NR	NR	NR	NR	NR	NR				NR
2000	NR	NR	NR	RV	RV	NR	NR	NR	NR	NR	NR	NR	NR				NR
2001	NR	NR	NR	NR	NR	NR	NR	NR	NR	NR	NR	NR	NR				NR
2002	NR	NR	NR	NR	NR	NR	NR	NR	NR	NR	NR	NR	NR				NR
2003	NR	NR	NR	NR	NR	NR	NR	NR	NR	NR	NR	NR	NR				NR
2004	NR	NR	NR	NR	RV	NR	NR	22	23	22	19	15	15	12			23
2005	RV	NR	NR	NR	NR	25	25	23	22	20	21	20	18	18			21
2006	17	20	17	18	19	18	19	18	19	20	18	19	20	21			21
2007	24	NR	NR	NR	NR	NR	NR	NR	NR	NR	NR	NR	NR	NR			NR
2008	NR	NR	NR	NR	NR	NR	NR	NR	NR	NR	NR	NR	NR	NR	NR		NR
2009	NR	NR	NR	NR	NR	NR	NR	NR	NR	NR	NR	NR	NR	NR	NR		NR
2010	NR	NR	NR	NR	NR	NR	NR	NR	NR	NR	NR	NR	NR	NR	NR		NR
2011	RV	RV	RV	24	24	23	23	22	22	24	25	25	23	23	21		RV
2012	NR	RV	24	19	20	20	21	24	RV	NR	NR	NR	NR	NR	NR		NR
2013	NR	NR	NR	NR	NR	NR	NR	NR	NR	NR	NR	NR	NR	NR	NR		NR
2014	RV	RV	RV	25	RV	24	21	21	19	20	23	22	20	22	21		20
2015	20	17	16	16	14	12	9	8	7	7	7	8	8	7	4	4	3
2016	4	3	3	3	3	3	3	3	3	3	3	3	6	8	5		2
2017	2	2	2	2	2	4	4	5	4	7	7	9	9	7	8		13
2018	13	13	12	12	10	14	11	10	11	8	11	12	15	15	16		17
2019	17	21	22	22	20	20	17	14	13	12	14	19	23	24	24		22
2020	23	RV	RV	NR	NR	NR											NR
2021	NR	NR	RV	24	21	22	24	RV	RV	RV	RV	RV	RV	NR	NR		RV
2022	NR	RV	21	20	20	19	18	17	17	19	18	16	15	17	17		24

ESPN.COM/USA SOFTBALL COLLEGIATE TOP 25


	PRESEASON	WEEK 1	WEEK 2	WEEK 3	WEEK 4	WEEK 5	WEEK 6	WEEK 7	WEEK 8	WEEK 9	WEEK 10	WEEK 11	WEEK 12	WEEK 13	WEEK 14	WEEK 15	FINAL
2003		NR	NR	NR	NR	NR	NR	NR	NR	NR	NR	NR	NR				NR
2004	NR	NR	NR	NR	NR	25	NR	22	25	25	21	17	16	14			20
2005	NR	NR	NR	NR	NR	NR	NR	NR									NR
2006	20	20	20	20	20	19	18	17	20	21	18	19	21	24	25		RV
2007	RV	NR	NR	NR	NR	NR	NR	NR	NR	NR	NR	NR	NR	NR	NR		NR
2008	NR	NR	NR	NR	NR	NR	RV	NR	RV	RV	NR	NR	NR	NR	NR		NR
2009	NR	RV	RV	RV	RV	RV	RV	RV	RV	RV	NR	NR	RV				NR
2010	RV	NR	NR	NR	NR	NR	NR	NR	NR	NR	NR	NR	NR	NR	NR		NR
2011	NR	RV	RV	25	RV	24	22	21	22	25	RV	RV	RV	24	23		RV
2012	RV	RV	19	17	19	18	21	24	RV	RV	NR	NR	NR	NR	NR		NR
2013	NR	NR	NR	NR	NR	NR	NR	NR	NR	NR	NR	NR	NR	NR	NR		NR
2014	RV	RV	RV	RV	RV	23	21	21	19	21	23	22	20	21	22		21
2015	19	17	17	19	18	14	11	9	7	6	6	8	8	6	4		2
2016	6	3	3	4	3	3	3	3	2	2	2	3	6	8	5		2
2017	2	2	2	3	4	5	6	7	6	7	7	10	10	8	8		13
2018	14	13	6	12	10	14	13	13	13	10	13	15	16	17	18		20
2019	17	20	21	21	19	16	13	12	14	12	14	19	22	24	23		23
2020	RV	RV	RV	NR	RV	NR											NR
2021	RV	RV	RV	23	22	23	25	25	RV	RV	RV	RV	NR	NR	NR		NR
2022	RV	25	21	20	20	20	18	17	T17	19	18	18	16	20	21		RV

SOFTBALL AMERICA

	PRESEASON	WEEK 1	WEEK 2	WEEK 3	WEEK 4	WEEK 5	WEEK 6	WEEK 7	WEEK 8	WEEK 9	WEEK 10	WEEK 11	WEEK 12	WEEK 13	WEEK 14	WEEK 15	FINAL
2019	21														24		23
2020	23	NR	NR	NR	NR	NR											NR
2021	NR	NR	NR	NR	NR	NR	NR	NR	NR	NR	NR	NR	NR	NR	NR		NR
2022	NR	NR	22	22	20	20	18	17	18	22	19	19	19	19	22		NR

DI SOFTBALL

	PRESEASON	WEEK 1	WEEK 2	WEEK 3	WEEK 4	WEEK 5	WEEK 6	WEEK 7	WEEK 8	WEEK 9	WEEK 10	WEEK 11	WEEK 12	WEEK 13	WEEK 14	WEEK 15	FINAL
2020	22	NR	NR	NR	NR	NR											NR
2021	NR	NR	NR	NR	NR	NR	NR	NR	NR	NR	NR	NR	NR	NR	NR		NR
2022	NR	NR	21	20	19	17	18	17	18	22	19	19	17	19	---		NR



POSTSEASON HISTORY



SEC TOURNAMENT RESULTS

1997 • COLUMBUS, GA. • NO. 6 SEED

Date	Opponent	Result	Auburn Pitcher (Record)
5/9	(3) Tennessee	W, 2-0	Espinoza (12-12)
5/9	(2) LSU	W, 4-2	Espinoza (13-12)
5/10	(1) South Carolina	L, 9-0	Espinoza (13-13)
5/10	(5) Florida	L, 5-7	Sease (12-11)

2000 • COLUMBUS, GA. • NO. 8 SEED

Date	Opponent	Result	Auburn Pitcher (Record)
5/11	(1) LSU	L, 8-0	Rasmussen (13-7)
5/12	(5) Mississippi State	L, 9-3	Lofton (14-16)

2001 • CHATTANOOGA, TENN. • NO. 8 SEED

Date	Opponent	Result	Auburn Pitcher (Record)
5/10	(1) LSU	L, 6-0	DuBois (8-8)
5/11	(5) Florida	W, 4-1	DuBois (9-8)
5/12	(3) Alabama	W, 5-3	Petrie (3-2)
5/13	(1) LSU	L, 4-1	Petrie (3-3)

2002 • CHATTANOOGA, TENN. • NO. 5 SEED

Date	Opponent	Result	Auburn Pitcher (Record)
5/9	(4) Georgia	L, 4-3	Lofton (11-13)
5/10	(8) Florida	W, 7-1	Lofton (12-13)
5/11	(3) Alabama	L, 5-4	Lofton (12-14)

2003 • PLANT CITY, FLA. • NO. 7 SEED

Date	Opponent	Result	Auburn Pitcher (Record)
5/8	(2) Alabama	L, 4-0	Keyes (12-15)
5/9	(6) Tennessee	L, 4-3 (9)	Keyes (12-16)

2004 • TUSCALOOSA, ALA. • NO. 4 SEED

Date	Opponent	Result	Auburn Pitcher (Record)
5/13	(5) Alabama	L, 7-1	Keyes (24-10)
5/14	(8) South Carolina	W, 2-0	Keyes (25-10)
5/15	(7) Mississippi State	W, 4-3	Keyes (26-10)
5/15	(1) LSU	W, 2-0	Keyes (27-10)
5/16	(1) LSU	L, 1-0	DiPietro (6-3)

2005 • GAINESVILLE, FLA. • NO. 3 SEED

Date	Opponent	Result	Auburn Pitcher (Record)
5/12	(6) South Carolina	W, 8-0	Currie (23-8)
5/13	(2) Alabama	L, 9-5	Currie (23-9)
5/14	(8) LSU	W, 4-3	Currie (24-9)
5/14	(1) Georgia	L, 7-3	DiPietro (22-7)

2006 • ATHENS, GA. • NO. 6 SEED

Date	Opponent	Result	Auburn Pitcher (Record)
5/11	(3) LSU	L, 4-1	Currie (18-12)

2008 • BATON ROUGE, LA. • NO. 6 SEED

Date	Opponent	Result	Auburn Pitcher (Record)
5/8	(3) LSU	L, 4-0	Thompson (12-11)

2009 • KNOXVILLE, TENN. • NO. 8 SEED

Date	Opponent	Result	Auburn Pitcher (Record)
5/7	(1) Florida	L, 3-0	Thompson (14-15)

2010 • FAYETTEVILLE, ARK. • NO. 7 SEED

Date	Opponent	Result	Auburn Pitcher (Record)
5/13	(2) Florida	L, 9-1	Thompson (17-9)

2011 • OXFORD, MISS. • NO. 7 SEED

Date	Opponent	Result	Auburn Pitcher (Record)
5/12	(2) Florida	W, 6-2	Bunner (16-6)
5/13	(3) Tennessee	L, 2-1	Loree (9-5)

2012 • TUSCALOOSA, ALA. • NO. 7 SEED

Date	Opponent	Result	Auburn Pitcher (Record)
5/10	(2) Tennessee	L, 2-1	Loree (11-9)

2014 • COLUMBIA, S.C. • NO. 9 SEED

Date	Opponent	Result	Auburn Pitcher (Record)
5/7	(8) South Carolina	W, 7-5	Davis (20-10)
5/8	(1) Alabama	L, 8-4	Harper (17-5)

2015 • BATON ROUGE, LA. • NO. 2 SEED

Date	Opponent	Result	Auburn Pitcher (Record)
5/7	(7) Missouri	W, 5-2	Davis (21-2)
5/8	(3) Alabama	W, 7-1	Harper (11-4)
5/9	(5) Tennessee	W, 6-5 (9)	Walters (17-3)

2016 • STARKVILLE, MISS. • NO. 4 SEED

Date	Opponent	Result	Auburn Pitcher (Record)
5/13	(5) Alabama	W, 6-4	Martin (12-3)
5/13	(1) Florida	W, 2-1	Carlson (15-1)
5/14	(7) LSU	W, 7-1	Martin (13-3)

2017 • KNOXVILLE, TENN. • NO. 2 SEED

Date	Opponent	Result	Auburn Pitcher (Record)
5/7	(7) Kentucky	W, 2-0	Carlson (26-3)
5/9	(6) LSU	L, 6-0	Carlson (26-4)

2018 • COLUMBIA, MO. • NO. 9 SEED

Date	Opponent	Result	Auburn Pitcher (Record)
5/9	(8) Alabama	L, 6-4	Martin (15-6)

2019 • COLLEGE STATION, TEXAS. • NO. 10 SEED

Date	Opponent	Result	Auburn Pitcher (Record)
5/8	(7) Missouri	W, 3-0	Harris (10-5)
5/9	(2) Tennessee	W, 2-0	Swindle (10-8)
5/10	(6) Florida	L, 3-0	Harris (10-6)

2021 • TUSCALOOSA, ALA. • NO. 12 SEED

Date	Opponent	Result	Auburn Pitcher (Record)
5/11	(13) South Carolina	L, 1-3	Penta (9-9)

2022 GAINESVILLE, FLA. • NO. 10 SEED

Date	Opponent	Result	Auburn Pitcher (Record)
5/11	(7) Missouri	L, 0-1	Penta (23-9)



SEC TOURNAMENT RECORDS

TEAM

HITTING

AB	37, vs. Tennessee (5/9/15)
Runs	8, vs. South Carolina (5/12/05)
Hits	14, vs. Alabama (5/11/02)
RBI	7 (2x), last vs. Alabama (5/8/02)
Doubles	4, vs. Alabama (5/11/02)
Triples	
Home Runs	2 (2x), last vs. Alabama (5/8/14)
Sacrifice Hits	5, vs. Tennessee (5/9/03)
Sacrifice Flies	1 (5x), vs. LSU (5/15/04)

PITCHING

Innings	9.0, vs. Tennessee (5/9/15)
Strikeouts	11, vs. Missouri (5/11/22)
Hits	13, vs. Alabama (5/13/05)
Runs	9 (3x), last vs. Florida (5/13/10)
Earned Runs	7, vs. Alabama (5/13/05)
Walks	6 (2x), vs. Missouri (5/11/22)

INDIVIDUAL

HITTING

At Bats	5 (5x), last Carlee Wallace vs. Tennessee (5/9/15)
Runs	3 (2x), last Emily Carosone vs. Alabama (5/8/15)
Hits	4 (2x), last Emily Carosone vs. Tennessee (5/9/15)
RBI	4, Michelle Martin vs. Alabama (5/12/01)
Doubles	1 (5x), last Alyssa Rivera vs. South Carolina (5/11/21)
Triples	
Home Runs	1 (18x), last Morgan Podany vs. Missouri (5/8/19)
Sacrifice Hits	2 (2x), Martha Phillips vs. Tennessee (5/9/03)
Sacrifice Flies	1 (6x), last Makenna Dowell vs. South Carolina (5/11/21)
Stolen Bases	1 (20x), last Alyssa Rivera vs. South Carolina (5/11/21)

PITCHING

Innings	8.2, Kristen Keyes vs. Tennessee (5/9/03)
Strikeouts	11, Maddie Penta vs. Missouri (5/11/22)
Hits Allowed	13, Jamie Rasmussen vs. LSU (5/11/00)
Runs Allowed	8, Jamie Rasmussen vs. LSU (5/11/00)
Earned Runs Allowed	7, Jamie Rasmussen vs. LSU (5/11/00)
Walks Allowed	6, Maddie Penta vs. Missouri (5/11/22)

AUBURN VS. TEAMS

Alabama	3-6
Arkansas	0-0
Florida	4-4
Georgia	0-2
Kentucky	1-0
LSU	4-7
Mississippi State	1-1
Missouri	2-1
Ole Miss	0-0
South Carolina	3-2
Tennessee	3-3
Texas A&M	0-0
TOTAL	21-25

AUBURN VS. SEEDS

No. 1	2-8
No. 2	3-4
No. 3	3-4
No. 4	0-1
No. 5	3-2
No. 6	1-3
No. 7	5-1
No. 8	4-1
No. 9	0-0
No. 10	0-0
No. 11	0-0
No. 12	0-0
No. 13	0-1

AUBURN AS SEEDS

No. 1	0-0
No. 2	4-1
No. 3	2-2
No. 4	6-2
No. 5	1-2
No. 6	2-4
No. 7	1-5
No. 8	2-5
No. 9	1-2
No. 10	2-2
No. 11	0-0
No. 12	0-1
No. 13	0-0



NCAA REGIONAL RESULTS

2002 • TALLAHASSEE, FLA. • NO. 4 SEED

Date	Opponent	Result	Auburn Pitcher (Record)
5/16	Florida State	L, 2-1	Keyes (21-11)
5/17	FAU	L, 4-2	Keyes (21-12)

2004 • STANFORD, CALIF. • NO. 2 SEED

Date	Opponent	Result	Auburn Pitcher (Record)
5/20	Hofstra	L, 1-0 (9)	Keyes (27-11)
5/20	Fresno State	L, 3-1 (10)	Keyes (27-12)

2005 • AUBURN, ALA. • NO. 2 SEED

Date	Opponent	Result	Auburn Pitcher (Record)
5/20	Florida State	L, 5-0	Currie (24-10)
5/21	Florida A&M	W, 11-2 (6)	DiPietro (23-7)
5/21	Florida State	L, 2-0	Currie (24-11)

2006 • TUCSON, ARIZ. • NO. 2 SEED

Date	Opponent	Result	Auburn Pitcher (Record)
5/18	Ohio State	L, 1-0 (10)	Currie (18-13)
5/19	Marist	W, 14-0 (5)	Currie (19-13)
5/19	Ohio State	W, 4-0	DiPietro (16-7)
5/20	Arizona	L, 4-2	Currie (19-14)

2008 • COLLEGE STATION, TEXAS • NO. 2 SEED

Date	Opponent	Result	Auburn Pitcher (Record)
5/16	Louisiana Tech	L, 1-0 (12)	Thompson (12-12)
5/17	Stephen F. Austin	W, 2-0	Schmalz (8-3)
5/17	Louisiana Tech	L, 2-1	Schmalz (8-4)

2009 • ATLANTA, GA. • NO. 3 SEED

Date	Opponent	Result	Auburn Pitcher (Record)
5/15	Iowa	W, 1-0	Thompson (15-15)
5/16	Georgia Tech	L, 1-4	Thompson (15-16)
5/17	Boston University	L, 0-5	Thompson (15-17)

2010 • ATLANTA, GA. • NO. 3 SEED

Date	Opponent	Result	Auburn Pitcher (Record)
5/21	Oregon	L, 1-0	Thompson (17-10)
5/22	Jacksonville State	W, 15-1	Loree (4-5)
5/22	Georgia Tech	L, 4-1	Bunner (7-9)

2011 • SEATTLE, WASH. • NO. 2 SEED

Date	Opponent	Result	Auburn Pitcher (Record)
5/19	BYU	L, 2-1	Bunner (16-7)
5/20	Portland State	W, 2-1	Schmalz (15-6)
5/20	BYU	L, 4-3	Loree (9-7)

2012 • AUSTIN, TEXAS • NO. 2 SEED

Date	Opponent	Result	Auburn Pitcher (Record)
5/18	Houston	L, 2-1	Schmalz (9-8)
5/19	Texas	L, 6-1	Schmalz (9-9)

2014 • MINNEAPOLIS, MINN. • NO. 2 SEED

Date	Opponent	Result	Auburn Pitcher (Record)
5/16	North Dakota St.	L, 5-2	Davis (20-11)
5/17	Green Bay	W, 9-1 (5)	Mavromat (3-2)
5/17	North Dakota St.	W, 1-0	Davis (21-11)
5/18	Minnesota	W, 4-3 (8)	Davis (22-11)
5/18	Minnesota	L, 8-6	Davis (22-12)

2015 • AUBURN, ALA. • NO. 1 SEED

Date	Opponent	Result	Auburn Pitcher (Record)
5/15	Tennessee Tech	W, 4-1	Davis (22-2)
5/16	South Alabama	W, 1-0	Harper (12-4)
5/17	South Alabama	W, 7-4	Walters (18-3)

2016 • AUBURN, ALA. • NO. 1 SEED

Date	Opponent	Result	Auburn Pitcher (Record)
5/20	Jacksonville State	W, 2-1	Walters (10-3)
5/21	USC Upstate	W, 6-1	Carlson (16-1)
5/22	Jacksonville State	W, 14-2 (5)	Harper (7-2)

2017 • AUBURN, ALA. • NO. 1 SEED

Date	Opponent	Result	Auburn Pitcher (Record)
5/19	ETSU	W, 11-0 (5)	Martin (19-5)
5/20	Cal	W, 4-3 (9)	Martin (20-5)
5/21	Cal	W, 8-2	Carlson (27-4)

2018 • TALLAHASSEE, FLA. • NO. 2 SEED

Date	Opponent	Result	Auburn Pitcher (Record)
5/18	Kennesaw State	W, 5-2	Carlson (21-6)
5/19	Florida State	L, 2-1 (8)	Carlson (21-7)
5/19	Jacksonville State	L, 3-2	Martin (15-7)

2019 • TUCSON, ARIZ. • NO. 2 SEED

Date	Opponent	Result	Auburn Pitcher (Record)
5/17	Colorado State	W, 10-5	Swindle (11-8)
5/18	Arizona	L, 2-1	Handley (6-4)
5/18	Colorado State	W, 8-0 (5)	Harris (11-6)
5/19	Arizona	L, 12-3	Harris (11-7)

2021 • TALLAHASSEE, FLA. • NO. 2 SEED

Date	Opponent	Result	Auburn Pitcher (Record)
5/21	UCF	L, 4-5	Lowe (13-10)
5/22	Kennesaw State	L, 0-1	Lowe (13-11)

2022 • CLEMSON, S.C. • NO. 2 SEED

Date	Opponent	Result	Auburn Pitcher (Record)
5/20	Louisiana	W, 4-3	Penta (24-9)
5/21	Clemson	L, 0-1	Penta (24-10)
5/21	Louisiana	W, 3-4	Dismukes (6-4)



NCAA REGIONAL RECORDS

TEAM

HITTING

At Bats	38, vs. Cal (5/20/17)
Runs	15, vs. Jacksonville State (5/22/10)
Hits	18, vs. Jacksonville State (5/22/10)
RBI	14, vs. Marist (5/19/06)
Doubles	4 (2x), last vs. Green Bay (5/17/14)
Triples	1 (7x), last vs. UCF (5/21/21)
Home Runs	3, vs. Jacksonville State (5/22/10)
Sacrifice Hits	3, vs. Portland State (5/20/11)
Sacrifice Flies	2, vs. Louisiana (5/21/22)
Stolen Bases	3, vs. Iowa (5/15/09)

PITCHING

Innings	10.0, vs. Ohio State (10/18/06)
Strikeouts	17, vs. Fresno State (5/20/04)
	17, vs. Hofstra (5/20/04)
Hits	14, vs. Arizona (5/19/19)
Runs	12, vs. Arizona (5/19/19)
Earned Runs	8, vs. Arizona (5/19/19)

INDIVIDUAL

HITTING

At Bats	5 (10x), last Kasey Cooper vs. Cal (5/21/17)
Runs	3 (4x), last Kasey Cooper vs. Cal (5/21/17)
Hits	4 (5x), last Alyssa Rivera vs. Colorado State (5/17/19)
RBI	4 (4x), last Tiffany Howard vs. Jacksonville State (5/22/16)
Doubles	2, Kelsey Cartwright vs. Jacksonville State (5/22/10)
Triples	1 (7x), last Alyssa Rivera vs. UCF (5/21/21)
Home Runs	2, Bri Ellis vs. Louisiana (5/20/22)
Sacrifice Hits	2 (2x), Ashley Griffin vs. Ohio State (5/19/06)
Sacrifice Flies	1 (7x), last B. Ellis and L. Garcia vs. Louisiana (5/21/22)
Stolen Bases	2 (2x), last Kyndall White vs. Jacksonville State (5/22/10)

PITCHING

Innings	10.0, Holly Currie vs. Ohio State (5/18/06)
Strikeouts	17, Kristen Keyes vs. Fresno State (5/20/04)
	17, Kristen Keyes vs. Hofstra (5/20/04)
Hits Allowed	10, Lexi Davis vs. Minnesota (5/18/14)
Runs Allowed	8, Lexi Davis vs. Minnesota (5/18/14)
Earned Runs Allowed	7, Lexi Davis vs. Minnesota (5/18/14)
Walks Allowed	5, Lexie Handley vs. Arizona (5/18/19)

AUBURN VS. TEAMS

Arizona	0-3
Boston University	0-1
BYU	0-2
Cal	2-0
Clemson	0-1
Colorado State	2-0
ETSU	1-0
Florida Atlantic	0-1
Florida A&M	1-0
Florida State	0-4
Fresno State	0-1
Georgia Tech	0-2
Green Bay	1-0
Hofstra	0-1
Houston	0-1
Iowa	1-0
Jacksonville State	3-1
Kennesaw State	1-1
Louisiana	1-1
Louisiana Tech	0-2
Marist	1-0
Minnesota	1-1
North Dakota State	1-1
Ohio State	1-1
Oregon	0-1
Portland State	1-0
South Alabama	2-0
Stephen F. Austin	1-0
Tennessee Tech	1-0
Texas	0-1
UCF	0-1
USC Upstate	1-0
Total	23-28

AUBURN AS SEEDS

No. 1	10-2
No. 2	11-20
No. 3	2-4
No. 4	0-2



RESULTS

2015 • AUBURN, ALA. • NO. 1 SEED

Date	Opponent	Result	Auburn Pitcher (Record)
5/22	UL-Lafayette	W, 12-11 (8)	Davis (23-2)
5/23	UL-Lafayette	W, 6-3	Davis (24-2)

2016 • AUBURN, ALA. • NO. 1 SEED

Date	Opponent	Result	Auburn Pitcher (Record)
5/28	Arizona	L, 5-3	Carlson (16-2)
5/29	Arizona	W, 4-1	Martin (14-3)
5/29	Arizona	W, 6-1	Carlson (17-2)

2017 • AUBURN, ALA. • NO. 1 SEED

Date	Opponent	Result	Auburn Pitcher (Record)
5/26	Oklahoma	L, 4-0	Martin (20-6)
5/27	Oklahoma	L, 5-2	Carlson (27-5)

AUBURN VS. TEAMS

Arizona	2-1
Oklahoma	0-2
Louisiana Lafayette	2-0
Total	4-3

AUBURN AS SEEDS

No. 1	4-3
No. 2	0-0

RECORDS

TEAM

HITTING

At Bats	36, vs. UL-Lafayette (5/22/15)
Runs	12, vs. UL-Lafayette (5/22/15)
Hits	11, vs. UL-Lafayette (5/22/15)
RBI	12, vs. UL-Lafayette (5/22/15)
Doubles	2 (2x), last vs. Oklahoma (5/26/17)
Triples	1, vs. Oklahoma (5/26/17)
Home Runs	2, vs. UL-Lafayette (5/22/15)
Sacrifice Hits	1, vs. Arizona (5/28/16)
Sacrifice Flies	1, vs. Arizona (5/30/16)
Stolen Bases	1, vs. UL-Lafayette (5/23/15)

PITCHING

Innings	8.0, vs. UL-Lafayette (5/22/15)
Strikeouts	5, vs. UL-Lafayette (5/22/15)
Hits	12, vs. UL-Lafayette (5/22/15)
Runs	11, vs. UL-Lafayette (5/22/15)
Earned Runs	11, vs. UL-Lafayette (5/22/15)

INDIVIDUAL

HITTING

At Bats	6, Branndi Melero vs. UL-Lafayette (5/22/15)
Runs	2 (6x), last Kasey Cooper/Tiffany Howard vs. Arizona (5/30/16)
Hits	3 (2x), last Morgan Estell vs. UL-Lafayette (5/23/15)
RBI	3 (2x), last Kasey Cooper vs. UL-Lafayette (5/23/15)
Doubles	1 (7x), last Alyssa Rivera vs. Oklahoma (5/26/17)
Triples	1, Kasey Cooper vs. Oklahoma (5/26/17)
Home Runs	1 (6x), last Casey McCrackin vs. Oklahoma (5/27/17)
Sacrifice Hits	1, Victoria Draper vs. Arizona (5/28/16)
Sacrifice Flies	1, Carlee Wallace vs. Arizona (5/30/16)
Stolen Bases	1, Branndi Melero vs. UL-Lafayette (5/23/15)

PITCHING

Innings	7.0 (3x), last vs. Arizona (5/30/16)
Strikeouts	4, Rachael Walters vs. UL-Lafayette (5/22/15)
Hits Allowed	9 (2x), last Kaylee Carlson vs. Arizona (5/30/16)
Runs Allowed	7, Marcy Harper vs. UL-Lafayette (5/22/15)
Earned Runs Allowed	7, Marcy Harper vs. UL-Lafayette (5/22/15)
Walks Allowed	8, Lexi Davis vs. UL-Lafayette (5/23/15)



RESULTS

2015 • OKLAHOMA CITY, OKLA. • NO. 4 OVERALL SEED

Date	Opponent	Result	Auburn Pitcher (Record)
5/28	(5) LSU	L, 6-1	Harper (12-5)
5/30	(8) Tennessee	W, 4-2	Davis (25-2)
5/30	(7) UCLA	W, 11-10 (10)	Davis (26-2)
5/31	(1) Florida	L, 3-2 (9)	Davis (26-3)

2016 • OKLAHOMA CITY, OKLA. • 4 OVERALL SEED

Date	Opponent	Result	Auburn Pitcher (Record)
6/2	(12) UCLA	W, 10-3	Carlson (18-2)
6/4	(16) Georgia	W, 4-3	Walters (11-3)
6/5	(8) Florida State	W, 8-7 (8)	Carlson (19-2)
6/6	(3) Oklahoma	L, 3-2	Davis (6-1)
6/7	(3) Oklahoma	W, 11-7	Martin (15-3)
6/8	(3) Oklahoma	L, 2-1	Martin (15-4)

AUBURN VS. TEAMS

Florida	0-1
Florida State	1-0
Georgia	1-0
LSU	0-1
Oklahoma	1-2
Tennessee	1-0
UCLA	2-0
TOTAL	6-4

AUBURN AS SEEDS

No. 1	0-0
No. 2	0-0
No. 3	0-0
No. 4	6-4
No. 5	0-0
No. 6	0-0
No. 7	0-0
No. 8	0-0
TOTAL	6-4

RECORDS

TEAM

HITTING

At Bats	37, vs. Florida (5/31/15)
Runs	11 (2x), last vs. Oklahoma (6/7/16)
Hits	13, vs. Oklahoma (6/7/16)
RBI	11, vs. Oklahoma (6/7/16)
Doubles	3, vs. UCLA (6/2/16)
Triples	1, vs. Oklahoma (6/7/16)
Home Runs	3 (2x), vs. Oklahoma (6/7/16)
Sacrifice Hits	1 (x6), last vs. Florida State (6/5/16)
Sacrifice Flies	1 (3x), vs. Georgia (6/4/16)
Stolen Bases	

PITCHING

Innings	10.0, vs. UCLA (5/30/15)
Strikeouts	6 (2x), vs. Florida State (6/5/16)
Hits	17, vs. UCLA (5/30/15)
Runs	10, vs. UCLA (5/30/15)
Earned Runs	9, vs. UCLA (5/30/15)

INDIVIDUAL

HITTING

At Bats	6, Tiffany Howard vs. UCLA (5/30/15)
Runs	3 (3x), Tiffany Howard vs. Oklahoma (6/7/16)
Hits	4, Tiffany Howard vs. Oklahoma (6/7/16)
RBI	4 (x3), last Emily Carosone vs. Oklahoma (6/7/16)
Doubles	2, Kasey Cooper vs. UCLA (6/2/16)
Triples	1, Tiffany Howard vs. Oklahoma (6/7/16)
Home Runs	1 (9x), Jade Rhodes vs. Oklahoma (6/8/16)
Sacrifice Hits	1 (5x), last Victoria Draper vs. UCLA (6/2/16)
Sacrifice Flies	1 (3x), last Emily Carosone vs. Georgia (6/4/16)
Stolen Bases	

PITCHING

Innings	7.1, Lexi Davis vs. Florida (5/31/15)
Strikeouts	5 (2x), last Kaylee Carlson vs. Florida State (6/5/16)
Hits Allowed	10, Marcy Harper vs. UCLA (5/30/15)
Runs Allowed	5 (3x), last Kaylee Carlson vs. Oklahoma (6/7/16)
Earned Runs Allowed	5, Marcy Harper vs. LSU (5/28/15)
Walks Allowed	9, Lexi Davis vs. Florida (5/31/15)



ALL-TIME ROSTER



AUBURN SOFTBALL ALL-TIME HEAD COACHES

ALL-TIME HEAD COACHES AND ASSISTANT COACHES

**TINA DEESE**1997-2013 | 17 SEASONS
OVERALL RECORD: 562-458-1

1997	34-35
1998	16-40
1999	27-32-1
2000	34-31
2001	31-32
2002	38-27
2003	26-31
2004	42-18
2005	50-18
2006	36-22
2007	26-30
2008	38-22
2009	30-29
2010	31-26
2011	40-19
2012	33-23
2013	30-23
WIN PERCENTAGE	.551

**CLINT MYERS**2014-2017 | 4 SEASONS
OVERALL RECORD: 205-54-1

2014	42-19-1
2015	56-11
2016	58-12
2017	49-12
WIN PERCENTAGE	.790

**MICKEY DEAN**2018-PRESENT | 5 SEASONS
OVERALL RECORD: 163-90

2018	41-17
2019	39-21
2020	16-11
2021	27-24
2022	40-17
WIN PERCENTAGE	.644

AUBURN SOFTBALL ALL-TIME ASSISTANT COACHES

Jessica Bachkora	2013
Jack Byerley	2005-08
Emily Carosone	2021-Pr.
Julie Crandall	1999
Amy (Dalsing) Reif	2000-04
Sara Graziano	1997-98
Steve Johnson	2009-13
Eddy Ketelhut	2018-19
Eugene Lenti	2020-Pr.
Stewart McGill	2007-08
Ashley Moore	2005-06
Corey Myers	2014-2017
Mike Perniciaro	1999-04
Ruby Rojas	2020

Mark Ryal	2009-12
Annie Smith	2018-19
Debbie Sonnenberg	1997-98
Scott Woodward	2014-2017



A
 Jenna Abbot _____ 2014, 15, 16, 17
 Lolani Alvarez _____ 2004, 05
 Shannon Anderson _____ 2002, 03, 04
 Kasey Angulo _____ 2002, 03
 Ashley Arcuri _____ 2006, 07

B
 Liz Baker _____ 1999
 Krista Barts _____ 2004, 05, 06
 Jorja Bell _____ 2006, 07, 08
 Amy Bellanca _____ 1997
Jessie Blaine _____ 2022
 Kim Blair _____ 1997, 98, 99
 Kelsey Bogaards _____ 2013, 14, 15, 16
Denver Bryant _____ 2021, 22
 Angel Bunner _____ 2008, 10, 11, 12
 Lindsay Burke _____ 1997

C
 Jaylin Calvert _____ 2020
 Ashley Camp _____ 1997, 98
 Kaylee Carlson _____ 2016, 17, 18
 Emily Carosone _____ 2013, 14, 15, 16
 Kelsey Cartwright _____ 2010, 11
 Lindsey Chitwood _____ 2001, 02, 03, 04
 Becky Cleary _____ 1997, 98, 99, 2000
 Krista Clyde _____ 2008, 10
 Arin Cobb _____ 2001
 Katie Colton _____ 2008, 09, 10, 11
 Rachel Cook _____ 2019, 20, 21
 Kasey Cooper _____ 2015, 15, 16, 17
Kenadie Cooper _____ 2022
 Wendy Cork _____ 1997, 98, 99
Sydney Cox _____ 2021, 22
 KK Crocker _____ 2017, 18
 Amy Crotts _____ 1997, 98, 99
 Holly Currie _____ 2004, 05, 06, 07

D
 Amy Dalsing _____ 1997, 98, 99
 Lexi Davis _____ 2013, 14, 15, 16
 Brittany Day _____ 2005, 06, 07, 08
 Sara Dean _____ 2002, 03, 04, 05
 Jenny Diaz _____ 2003, 04
 Madison Dickey _____ 2015, 16
 Beth DiPietro _____ 2004, 05, 06
 KK Dismukes _____ 2020, 21, 22
 Tara Donaldson _____ 2006
 Starr Dorsey _____ 2005, 06, 08
 Makenna Dowell _____ 2018, 19, 20, 21
 Victoria Draper _____ 2015, 16, 17, 18
 Lily DuBois _____ 2000, 01, 02

E
 Elizabeth Eisterhold _____ 2009, 10, 11, 12
Bri Ellis _____ 2022
Maia Engelkes _____ 2020, 21, 22
 Brenda Espinoza _____ 1997, 98
 Morgan Estell _____ 2011, 12, 13, 14, 15

F
 Haley Fagan _____ 2015, 16, 17
 Reena Falisi _____ 2021, 22
 Cami Fenn _____ 2001, 02, 03, 04
 Tatiana Fernandez _____ 2006, 07, 08, 09
 Myesha Finney _____ 2006, 07, 08, 09
 Phoebe Florian _____ 2020
 Bree Fornis _____ 2016, 17, 18, 19
 Kim Freeland _____ 2000, 01, 02, 03
 Tyanne Fries _____ 2002, 03

G
Lindsey Garcia _____ 2020, 21, 22
 Heather Garrison _____ 2006
 Paige Geraghty _____ 2021, 22
 Sara Ghezzi _____ 2004, 05, 06, 07
 Anna Gibbs _____ 2014, 15, 16
 Madi Gipson _____ 204, 16, 17
Aspyn Godwin _____ 2019, 20, 21, 22
 Taryn Gray _____ 2006, 07, 08, 09
 Carmyn Greenwood _____ 2017, 18, 19
 Ashley Griffin _____ 2003, 04, 05, 06
 Nicole Groves _____ 1999
 Breanna Gutierrez _____ 2018
 Lauren Guzman _____ 2009, 10, 11, 12

H
 Rasheedah Hameed _____ 2000, 01, 02
 Jennifer Hammock _____ 2000, 01, 02, 03
 Lexie Handley _____ 2019, 20, 21
 Marcy Harper _____ 2013, 14, 15, 16
 Lindsey Harrelson _____ 2007, 09, 10
 Chardonnay Harris _____ 2018, 19
 Amber Harrison _____ 2009, 10, 11, 12
 Kris Heneghan _____ 1997, 98, 99
 Tiffany Howard _____ 2013, 14, 15, 16
 Kaylee Horton _____ 2021
 Alicia Hunolt _____ 2007, 08

J
 Jennifer Joiner _____ 2000
 Jadia Jones _____ 2020, 21
 Paige Jones _____ 2002, 03, 04, 05
 Caitlin Jordan _____ 2012, 13
 Whitney Jordan _____ 2015, 16, 17

K
 Kristen Keyes _____ 2002, 03, 04
 McKenzie Kilpatrick _____ 2012, 13, 14, 15
 Tyler King _____ 2020, 21
 Krista Klein _____ 2007, 08
 Maddison Koepke _____ 2020, 21
 Erika Koivula _____ 1998
 Jen Kraemer _____ 1999, 2000, 01

L
 Brooke Lathan _____ 2012, 13
Aubrie Lisenby _____ 2022
 Jennifer Loree _____ 2009, 10, 11, 12
Shelby Lowe _____ 2021, 22

M
 Maddie Majors _____ 2020, 21, 22
 Brittany Maresette _____ 2017, 18, 19, 20
 Jessica Martin _____ 2007, 08
 Makayla Martin _____ 2016, 17, 18
 Michelle Martin _____ 1998, 99, 2000, 01
 Robin Martin _____ 2003, 04, 05, 06
 Alexa Martinez _____ 2009
 Hilary Mavromat _____ 2011, 12, 13, 14
 Kristina McCain _____ 2004, 05, 06
Carlee McCondichie _____ 2020, 21, 22
 Casey McCrackin _____ 2016, 17, 18, 19
Riley McNemar _____ 2022
 Maris Medina _____ 2011, 12, 13, 14
 Branndi Melero _____ 2012, 13, 14, 15
 Maria Mitchell _____ 2014, 15, 16
 Megan Mitchell _____ 2008, 09, 10
 Denisse Montalvo _____ 1997, 98, 99
 Ashley Moore _____ 1999, 2000, 01, 02
 Dakota Morrow _____ 2018
 Tracy Murdock _____ 2002
 Morgan Murphy _____ 2009, 11, 12
 Kimberlee Myers _____ 2015, 16

N
 Anne Norton _____ 2003, 04, 05
 Haley Nillen _____ 2019, 20, 21
 Jill Nunnely _____ 1997

O
 Sarah Orozco _____ 1999, 2000, 01

P
Makayla Packer _____ 2021, 22
 Jennifer Page _____ 1997, 98
 Alyssia Palomino _____ 2011
 Marcella Passarelli _____ 1998, 99, 2000, 01
Maddie Penta _____ 2021, 22
Nelia Peralta _____ 2022
 Justus Perry _____ 2017, 18, 19, 20, 21
 Madi Perry _____ 2020
 Mary Petrie _____ 1998, 99, 2000, 01
 Martha Phillips _____ 2001, 02, 03, 04
 Morgan Podany _____ 2016, 17, 18, 19
 Kimball Pratt _____ 1998, 99, 2000, 01

R
 Holly Ragsdale _____ 2009, 10
 Jaime Rasmussen _____ 1999, 2000, 01
 Jade Rhodes _____ 2013, 14, 15, 16
 Kristyn Richards _____ 2012, 13, 14
 Alyssa Rivera _____ 2017, 18, 19, 20, 21
Rose Roach _____ 2022
 Jordan Rocker _____ 2013, 14, 15
 Nicole Russo _____ 2005, 06, 07

S
 Aurora Salter _____ 2009, 10
 Lauren Schmalz _____ 2008, 10, 11, 12
 Kelsey Schmidt _____ 2021, 22
 Caitlin Schultze _____ 2010, 11, 12, 13
 Brittany Scott _____ 2005, 06, 07, 08
 Renee Sease _____ 1997
 Amy Shaw _____ 2005, 06
 Courtney Shea _____ 2015, 16, 17, 18
 Elizabeth Slator _____ 1999
 Kelley Smiley _____ 2010, 11
Abbey Smith _____ 2022
 Emily Spain _____ 2015, 16
 Janet Spivey _____ 2003
 Tannon Snow _____ 2018, 19, 20
 Taylon Snow _____ 2018, 19
 Caitlin Stangl _____ 2010, 11
 Chris Steiner _____ 1997, 98, 99
 Baylee Stephens _____ 2010, 11, 12, 13
 Kelly Sutton _____ 2001, 02
 Ashlee Swindle _____ 2017, 18, 19, 20

T
 Abby Tissier _____ 2018, 19, 20, 21
 Anna Thompson _____ 2007, 08, 09, 10
 Robin Thornburg _____ 2001, 02, 03
 Cassie Trosclair _____ 2008, 09

V
 Jodie Van Ooyen _____ 2000, 01, 02, 03
 Kendall Veach _____ 2016, 17, 18, 19

W
 Sydne Waldrop _____ 2014, 15, 16, 17
 Carlee Wallace _____ 2015, 16, 17
 Rachael Walters _____ 2015, 16
 Lauren Walton _____ 2004, 05, 06, 07
 Austyn West _____ 2013, 14
 Kyndall White _____ 2008, 09, 10, 11
 Angela Williams _____ 1997
 Karie Williams _____ 2001, 02
 Liana Wuchte _____ 2010, 11, 12, 13
 Whitney Wyatt _____ 2007

Y
 Samantha Yarbrough _____ 2020, 21, 22

Z
 Deni Zeigler _____ 2000, 01, 02, 03

Active student-athletes are listed in **BOLD**.

**A**

Jenna Abbott
Lolani Alvarez
Shannon Anderson
Kasey Angulo
Ashley Arcuri

B

Leigh Anne Baker
Liza Baker
Krista Barts
Blair Bass
Jorja Bell
Amy Bellanca
Kara Bilodeau
Jessie Blaine
Kim Blair
Aubrey Boag
Kelsey Bogaards
Denver Bryant
Angel Bunner
Lindsay Burke

C

Jaylin Calvert
Ashley Camp
Kaylee Carlson
Emily Carosone
Kelsey Cartwright
Hannah Cavanaugh
Lindsay Chitwood
Becky Cleary
Krista Clyde
Arin Cobb
Katie Colton
Rachel Cook
Kasey Cooper
Kenadie Cooper
Wendy Cork
Sydney Cox
KK Crocker
Amy Crotts
Holly Currie

D

Amy Dalsing
Lexi Davis
Brittany Day
Sara Dean
Jenny Diaz
Madison Dickey
Beth DiPietro
KK Dismukes
Tara Donaldson
Starr Dorsey
Makenna Dowell
Victoria Draper
Lily DuBois

E

Elizabeth Eisterhold
Skylar Elkins
Bri Ellis
Maia Engelkes
Krystalin Ensminger
Brenda Espinoza
Morgan Estell

F

Haley Fagan
Reena Falisi
Cami Fenn
Tatiana Fernandez
Myesha Finney
Phoebe Florian
Bree Fornis
Kim Freeland
Tyanne Fries

G

Lindsey Garcia
Heather Garrison
Paige Geraghty
Sara Ghezzi
Anna Gibbs
Madi Gipson
Aspyn Godwin
Taryn Gray
Janelle Green
Carmyn Greenwood
Ashley Griffin
Nicole Groves
Breanna Gutierrez
Lauren Guzman

H

Rasheedah Hameed
Jennifer Hammock
Lexie Handley
Marcy Harper
Lindsey Harrelson
Chardonnay Harris
Amber Harrison
Kris Heneghan
Kaylee Horton
Kristi Houck
Tiffany Howard
Alicia Hunolt
Allison Hunter

J

Jennifer Joiner
Jadia Jones
Paige Jones
Caitlin Jordan
Whitney Jordan
Laney Joyner

K

Kristen Keyes
McKenzie Kilpatrick
Tyler King
Krista Klein
Maddison Koepke
Erika Koivula
Jen Kraemer

L

Brooke Lathan
Ashley Leon
Aubrie Lisenby
Jennifer Lofton
Jenee Loree
Shelby Lowe

M

Maddie Majors
Annie Malone
Brittany Maresette
Jessica Martin
Makayla Martin
Michelle Martin
Robin Martin
Alexa Martinez
Hilary Mavromat
Maris Medina
Jennifer McKee
Brandi Melero
Kristina McCain
Carlee McCondie
Casey McCrackin
KK McCrary
Riley McNemar
Axe Milanowski
Tali Milde
Maria Mitchell
Megan Mitchell
Denisse Montalvo
Ashley Moore
Dakota Morrow
Tate Mosley
Tracy Murdock
Morgan Murphy
Kimberlee Myers

N

Alexa Nemeth
Haley Nillen
Annie Norton
Jilly Nunnally
Mackenzie Nutt

O

Jenna Olszewski
Sarah Orozco

P

Makayla Packer
Jennifer Page
Marcella Passarelli
Alyssia Palomino
Amanda Pate
Maddie Penta
Nelia Peralta
Justus Perry
Madi Perry
Mary Petrie
Martha Phillips
Morgan Podany
Kimball Pratt

R

Holly Ragsdale
Jaime Rasmussen
Jade Rhodes
Kristyn Richards
Alyssa Rivera
Rose Roach
Millie Roberts
Jordan Rocker
Emmah Rolfe
Lauren Russell
Nicole Russo

S

Aurora Salter
Renee Sease
Brittany Scott
Livy Schiele
Lauren Schmalz
Kelsey Schmidt
Caitlin Schultze
Amy Shaw
Courtney Shea
Elizabeth Slator
Kelley Smiley
Abbey Smith
Hope Smith
Tannon Snow
Taylon Snow
Emily Spain
Janey Spivey
Caitlin Stangl
Chris Steiner
Baylee Stephens
Kelly Sutton
Ashlee Swindle

T

Kayla Tatum
Anna Thompson
Robin Thornburg
Abby Tissier
Jan-Marie Trageser
Iless Tresvik
Cassie Trosclair

V

Jodie Van Ooyen
Kendall Veach

W

Sydne Waldrop
Carlee Wallace
Rachael Walters
Lauren Walton
Annonnetta Washburn
Austyn West
Macie West
Kyndall White
Annabelle Widra
Angela Williams
Karie Williams
Liana Wuchte
Whitney Wyatt

Y

Samantha Yarbrough

Z

Deni Zeigler

Active student-athletes are listed in **BOLD**.

**#00**

Martha Phillips
Caitlin Jordan
Carlee Wallace
Aspyn Godwin

#1

Jennifer Page
Amanda Pate
Arin Cobb
Tyanne Fries
Holly Currie
Kyndall White
Tiffany Howard
KK Crocker
Samantha Yarbrough

#2

Brenda Espinoza
Lily DuBois
Lauren Walton
Cassie Trosclair
Macie West
Brooke Lathan
Haley Fagan
Taylon Snow
Sydney Cox

#3

Kim Blair
Leigh Anne Baker
Karie Williams
Nicole Russo
Liana Wuchte
Morgan Estell
Whitney Jordan
Dakota Morrow
Madi Perry
Paige Geraghty
Icess Tresvik

#4

Renee Sease
Ashley Moore
Brittany Day
Kayla Tatum
Baylee Stephens
Madi Gipson
Ashlee Swindle
Maddie Penta
Emmah Rolfe

#5

Kris Heneghan
Erika Koivula
Sarah Orozco
Robin Martin
Lauren Guzman
Emily Carosone
Jenna Olszewski
Lindsey Garcia

#6

Amy Crotts
Rasheedah Hameed
Lolani Alvarez
Ashley Arcuri
Hilary Mavromat
Blair Bass
Laney Joyner
Tate Mosley
Kaylee Horton

#7

Wendy Cork
Jennifer Hammock
Kristina McCain
Megan Mitchell
Kristyn Richards
Emily Spain
Carmyn Greenwood
Denver Bryant

#8

Angela Williams
Michelle Martin
Sara Ghezzi
Jenee Loree
Jade Rhodes
Brittany Maresette

#9

Ashley Camp
Nicole Groves
Cami Fenn
Brittany Scott
Krista Clyde
Austyn West
Madison Dickey
Tannon Snow
Maddie Penta

#10

Kimball Pratt
Tracy Murdock
Jenny Diaz
Starr Dorsey
Amber Harrison
Anna Gibbs
Carmyn Greenwood
Makayla Packer

#11

Kristi Houck
Jennifer Joiner
Lindsey Chitwood
Amy Shaw
Holly Ragsdale
Maris Medina
Casey McCrackin
Maddie Majors
Aubrie Lisenby

#12

Amy Bellanca
Annonnetta Washburn
Kim Freeland
Aubrey Boag
Jorja Bell
Lauren Schmalz
Maria Mitchell
Carlee McCordichie

#13

Denisse Montalvo
Jennifer Lofton
Whitney Wyatt
Caitlin Schultze
Kasey Cooper
Chardonnay Harris
Nelia Peralta

#14

Chris Steiner
Kelly Sutton
Kelley Smiley
Kelsey Bogaards
Ashlee Swindle
Jadia Jones

#15

Allison Hunter
Jodie Van Ooyen
Beth DiPietro
Angel Bunner
Bree Fornis
Skylar Elkins

#16

Jill Nunnally
Robin Thornburg
Elizabeth Eisterhold
Kaylee Carlson
Hannah Cavanaugh
KK McCrary

#17

Marcella Passarelli
Jennifer McKee
Brandi Melero
Morgan Podany
Maia Engelkes

#18

Jen Kraemer
Alexa Martinez
Jordan Rocker
Justus Perry
Riley McNemar

#19

Amy Dalsing
Sara Dean
Tara Donaldson
Krista Klein
Janelle Green
Rachael Walters
Abby Tissier

#20

Lily DuBois
Tyanne Fries
Ashley Griffin
Liana Wuchte
Hope Smith
Livy Schiele
Rachel Cook
Abbey Smith

#21

Lindsay Burke
Deni Zeigler
Krystalin Ensminger
Taryn Gray
Alyssa Rivera
Aubrie Lisenby

#22

Jan-Marie Trageser
Krista Barts
Lauren Schmalz
Morgan Murphy
Marcy Harper
Kara Bilodeau
Jessie Blaine

#23

Mary Petrie
Kasey Angulo
Jessica Martin
Lexi Davis
Breanna Gutierrez
Axe Milanowski

#24

Kris Heneghan
Myesha Finney
Kelsey Cartwright
Kendall Veach
Jaylin Calvert
Reena Falisi

#25

Becky Cleary
Paige Jones
Heather Garrison
Alicia Hunolt
McKenzie Kilpatrick
Kenadie Cooper

#26

Kristen Keyes

#27

Jaime Rasmussen
Alyssia Palomino
Victoria Draper
Lexie Handley

#29

Shannon Anderson
Krista Clyde
Makayla Martin

#30

Tali Milde
Alexa Nemeth

#31

Kelsey Schmidt
Millie Roberts

#32

Denisse Montalvo
Liza Baker
Lauren Russell
Tatiana Fernandez
Makenna Dowell

#33

Aurora Salter
Kimberlee Myers
Mackenzie Nutt

#34

Caitlin Stangl
KK Dismukes

#35

Annie Malone

#42

Anna Thompson

#43

Haley Nillen

#44

Elizabeth Slator
Annie Norton
Jessica Martin
Katie Colton
Jenna Abbott

#49

Janet Spivey

#55

Shelby Lowe

#66

Tyler King
Annabelle Widra

#77

Sydne Waldrop
Maddison Koepke
Bri Ellis

#93

Courtney Shea

#99

Lindsey Harrelson
Ashley Leon
Phoebe Florian
Rose Roach

Active student-athletes are listed in **BOLD**.

**ALABAMA [80]**

Leigh Anne Baker (Montgomery)
Liza Baker (Dapne)
Amy Bellanca (Hoover)
Lindsay Burke (Pelham)
Ashley Camp (Alabaster)
Arin Cobb (Alabaster)
Rachel Cook (Dadeville)
Kasey Cooper (Dothan)
Wendy Cork (Montgomery)
KK Crocker (Tuscaloosa)
Holly Currie (Pisgah)
Madison Dickey (Hoover)
KK Dismukes (Holtville)
Tara Donaldson (Mobile)
Starr Dorsey (Auburn)
Victoria Draper (Moulton)
Morgan Estell (Kimberly)
Kim Freeland (Cullman)
Bree Fornis (Tuscaloosa)
Anna Gibbs (Camden)
Madi Gipson (Hoover)
Aspyn Godwin (Silverhill)
Taryn Gray (Vestavia Hills)
Janelle Green (Auburn)
Carmyn Greenwood (Birmingham)
Marcy Harper (Hoover)
Lindsey Harrelson (Alexander City)
Kaylee Harton (Jasper)
Kristi Houck (Birmingham)
Jadia Jones (Phenix City)
Paige Jones (Alabaster)
Whitney Jordan (Athens)
McKenzie Kilpatrick (Montgomery)
Aubrie Lisenby (Huntsville)
Shelby Lowe (Carrollton)
Annie Malone (Auburn)
Maddie Majors (Birmingham)
Jessica Martin (Alexander City)
Hilary Mavromat (Scottsboro)
Kristina McCain (Mount Olive)
Carlee McCandichie (Birmingham)
Jennifer McKee (Stevenson)
Axe Milanowski (Dothan)
Maria Mitchell (Opelika)
Megan Mitchell (Huntsville)
Ashley Moore (Birmingham)
Dakota Morrow (Tuscaloosa)
Tate Mosley (Trussville)
Alexa Nemeth (Auburn)
Annie Norton (Loxley)
Mackenzie Nutt (Madison)
Jilly Nunnelly (Birmingham)
Jenna Olszewski (Hoover)
Amanda Pate (Greensboro)
Martha Phillips (Montgomery)
Kimball Pratt (Trussville)
Holly Ragsdale (Dadeville)
Kristyn Richards (Hoover)
Emma Rolfe (Madison)
Lauren Russell (Montgomery)
Amy Shaw (Ashville)
Courtney Shea (Mountain Brook)
Emily Spain (Pelham)
Janey Spivey (Montgomery)
Chris Steiner (Loxley)
Baylee Stephens (Opelika)
Ashlee Swindle (Jasper)
Kayla Tatum (Birmingham)
Anna Thompson (Huntsville)
Robin Thornburg (Columbiana)
Abby Tissier (Hoover)
Kendall Veach (Selma)
Sydney Waldrop (Springville)
Annonnetta Washburn (Gallant)
Macie West (Huntsville)
Kyndall White (Pinson)
Annabelle Widra (Hoover)
Angela Williams (Opelika)
Karie Williams (Dothan)

Whitney Wyatt (Dublin)
Samantha Yarbrough (Fairhope)

ARIZONA [10]

Kasey Angulo (Glendale)
Lindsey Chitwood (Chandler)
Brenda Espinoza (Yuma)
Kris Heneghan (Yuma)
Alicia Hunolt (Oro Valley)
Kimberlee Myers (Casa Grande)
Sarah Orozco (Glendale)
Jordan Rocker (Oro Valley)
Caitlin Stangl (Tucson)
Jodie Van Ooyen (Mesa)

CALIFORNIA [24]

Lolani Alvarez (Cypress)
Shannon Anderson (Laguna Niguel)
Aubrey Boag (San Diego)
Kaylee Carlson (Garden Grove)
Katie Colton (Yucaipa)
Sara Dean (Valencia)
Nicole Groves (Roseville)
Tyler King (Upland)
Krista Klein (Garden Grove)
Erika Koivula (Vista)
Casey McCrackin (Cantonment)
Brandi Melero (Canyon County)
Denisse Montalvo (Bay Point)
Makayla Martin (San Diego)
Michelle Martin (San Dimas)
Mary Petrie (Garden Grove)
Alyssia Palomino (Rialto)
Marcella Passarelli (Whittier)
Livy Schiele (Bonita)
Renee Sease (Campbell)
Tannon Snow (Chino Hills)
Taylon Snow (Chino Hills)
Kelly Sutton (Vacaville)
Carlee Wallace (Alpine)

FLORIDA [32]

Ashley Arcuri (Tampa)
Kelsey Bogaards (Miami)
Jenny Diaz (Miami)
Beth DiPietro (Riverview)
Emily Carosone (Orlando)
Hannah Cavanaugh (Winter Park)
Krista Clyde (Hollywood)
Haley Fagan (Dunnellon)
Reena Falisi (Gainesville)
Tatiana Fernandez (Miami)
Lindsey Garcia (Coral Springs)
Sara Ghezzi (Miami)
Ashley Griffin (Pace)
Lauren Guzman (Miami)
Jennifer Joiner (High Springs)
Kristen Keyes (Clearwater)
Ashley Leon (Miami)
Jenee Loree (Jupiter)
Robin Martin (Palm City)
Alexa Martinez (Miami)
Jennifer Page (Bradenton)
Nelia Peralta (Wellington)
Morgan Podany (Ponte Vedra)
Jade Rhodes (Sarasota)
Alyssa Rivera (Eagle Lake)
Lauren Schmalz (Pembroke Pines)
Brittany Scott (Mount Dora)
Kelley Smiley (Okeechobee)
Hope Smith (Madison)
Jan-Marie Trageser (Ft. Lauderdale)
Lauren Walton (Palmetto)
Austyn West (Tallahassee)

GEORGIA [22]

Jenna Abbott (Dawsonville)
Krista Barts (Alpharetta)
Kara Bilodeau (Cumming)
Denver Bryant (Albany)
Brittany Day (Columbus)
Makenna Dowell (Suwanne)
Kenadie Cooper (Newnan)
Lily DuBois (Roswell)
Skyлар Elkins (Locust Grove)
Cami Fenn (Marietta)
Myesha Finney (Atlanta)
Breanna Gutierrez (Buford)
Jennifer Hammock (Columbus)
Tiffany Howard (Pembroke)
Caitlin Jordan (Stockbridge)
Laney Joyner (Woodstock)
Maddison Koepke (Dacula)
Brittany Maresette (Snellville)
Tali Milde (Douglasville)
Tracy Murdock (Columbus)
Madi Perry (Loganville)
Liana Wuchte (Evans)

ILLINOIS [1]

Paige Geraghty (Frankfort)
Rose Roach (Elburn)

INDIANA [3]

Chardonnay Harris (Oak Park)
Jaylin Calvert (New Palestine)
Jaime Rasmussen (Brazil)

KANSAS [4]

Amy Crotts (Baxter Springs)
Amy Dalsing (Kansas City)
Allison Hunter (Newton)
Riley McNemar (Galena)

KENTUCKY [1]

Millie Roberts (Owensboro)

LOUISIANA [6]

Blair Bass (New Rhoads)
Krystalin Ensminger (Monroe)
Jennifer Lofton (Calhoun)
Nicole Russo (Kenner)
Cassie Trosclair (Harvey)
Deni Zeigler (West Monroe)

MARYLAND [1]

Maddie Penta (Chesapeake City)

MINNESOTA [1]

Justus Perry (Prior Lake)

MISSOURI [1]

Jessie Blaine (Wentzville)

MONTANA [1]

Tyanne Fries (St. Peter's)

NEW JERSEY [1]

Becky Cleary (East Brunswick)

NEW YORK [1]

Caitlin Schultze (Queensbury)

NORTH CAROLINA [4]

Sydney Cox (Asheboro)
Lexi Davis (Charlotte)
Phoebe Florian (Charlotte)
Icoss Tresvik (Wilmington)

OHIO [2]

Lexie Handley (Mogadore)
Kelsey Schmidt (Maineville)

OKLAHOMA [2]

Elizabeth Easterhold (Owasso)
Amber Harrison (Claremore)

PENNSYLVANIA [1]

Angel Bunner (Fairless Hill)

SOUTH CAROLINA [1]

Heather Garrison (Hartsville)

SOUTH DAKOTA [1]

Maia Engelkes (Sioux Falls)

TENNESSEE [5]

Kim Blair (Thompson Station)
Kelsey Cartwright (Joelton)
KK McCrary (Murfreesboro)
Morgan Murphy (Germantown)
Makayla Packer (Chattanooga)

TEXAS [7]

Bri Ellis (Houston)
Rasheedah Hameed (LaMarque)
Brooke Lathan (Livingston)
Maris Medina (San Antonio)
Haley Nillen (Spring)
Abbey Smith (Austin)
Elizabeth Slator (Houston)


VIRGINIA [2]

Aurora Salter (Springfield)
Rachael Walters (Powhatan)

INTERNATIONAL [2]

Jorja Bell (New Zealand)
Jen Kraemer (Canada)

Active student-athletes are listed in **BOLD**.



00

Aspyn
GODWIN
C/OF | Gr.



2

Sydney
COX
UTL | Jr.



3

Icess
TRESVIK
UTL | So.



4

Emmah
ROLFE
RHP | Fr.



5

Lindsey
GARCIA
INF | Sr.



7

DENVER
BRYANT
INF | Jr.



9

Maddie
PENTA
RHP | Jr.




10

Makayla
PACKER
UTL | Jr.



11

Aubrie
LISENBY
C/INF | So.



12

Carlee
MCCONDICHIE
UTL | Sr.



13

Nelia
PERALTA
INF | So.



15

Skylar
ELKINS
C/UTL | Fr.



16

KK
MCCRARY
INF | Jr.



17

Maia
ENGELKES
INF | Sr.



18

Riley
MCMEMAR
INF | So.



20

Abbey
SMITH
OF | So.



22

Jessie
BLAINE
C | So.



23

Axe
MILANOWSKI
INF | Fr.



25

Kenadie
COOPER
OF | So.



31

Millie
ROBERTS
C/INF | Fr.



55

Shelby
LOWE
LHP | Jr.



66

Annabelle
WIDRA
UTL/RHP | So.



77

Bri
ELLIS
INF | So.




99

Rose
ROACH
INF | So.



HC

Mickey
DEAN
Sixth Season




AC

Eugene
LENTI
Fourth Season



AC

Emily
CAROSONE
Third Season



VC

Ken
BROOKE
First Season



DO

LEISA
LEE
Third Season